

2012-13



KENTUCKY BASKETBALL

NO. RV/23 KENTUCKY (7-3, 0-0 SEC)
vs. Marshall (7-5, 0-0 Conference USA)
Saturday, 12/22/12 • 4:00 p.m. [ESPN2] • Rupp Arena 23,000

UK Media Relations • 859.257.3838 (o) • UKathletics.com

Basketball Contacts: **DeWayne Peevy** (DeWayne.Peevy@uky.edu), **John Hayden** (John.Hayden@uky.edu), **Deb Moore** (Deb.Moore@uky.edu)

SCHEDULE/RESULTS (7-3, 0-0 SEC)

Date	Opponent	Result/Time
N. 1	NORTHWOOD (Exh.) [FSS]	W, 93-61
N. 5	TRANSYLVANIA (Exh.) [FSS]	W, 74-28
N. 9	¹ vs. Maryland [ESPN]	W, 72-69
N. 13	² vs. No. 9/9 Duke [ESPN]	L, 75-68
N. 16	³ LAFAYETTE [FSS]	W, 101-49
N. 21	³ MOREHEAD STATE [FSS]	W, 81-70
N. 23	³ LIU BROOKLYN [FSS]	W, 104-75
N. 29	⁴ at Notre Dame [ESPN2]	L, 64-50
D. 1	BAYLOR [CBS]	L, 64-55
D. 4	SAMFORD [FSN]	W, 88-56
D. 8	PORTLAND [ESPN2]	W, 74-46
D. 15	LIPSCOMB [FSN]	W, 88-50
D. 22	MARSHALL [ESPN2]	4:00
D. 29	at Louisville [CBS]	4:00
J. 2	EASTERN MICHIGAN [ESPNU]	6:00
J. 10	* at Vanderbilt [ESPN/ESPN2]	9:00
J. 12	* TEXAS A&M [SEC Network]	4:00
J. 15	* TENNESSEE [ESPN]	7:00
J. 19	* at Auburn [ESPNU]	9:00
J. 22	* at Alabama [ESPN]	9:00
J. 26	* LSU [SEC Network]	4:00
J. 29	* at Ole Miss [ESPN]	9:00
F. 2	* at Texas A&M [ESPN]	6:00
F. 5	* SOUTH CAROLINA [ESPNU]	9:00
F. 9	* AUBURN [SEC Network]	4:00
F. 12	* at Florida [ESPN]	7:00
F. 16	* at Tennessee [CBS]	1:00
F. 20	* VANDERBILT [SEC Network]	8:00
F. 23	* MISSOURI [ESPN]	9:00
F. 27	* MISSISSIPPI STATE [SEC Network]	8:00
M. 2	* at Arkansas [CBS]	4:00
M. 7	* at Georgia [ESPN/ESPN2]	7:00
M. 9	* FLORIDA [CBS]	Noon
M.13-17	⁵ SEC Tournament (Nashville)	TBA

¹ Barclays Center Classic (Barclays Center, Brooklyn, N.Y.);
² State Farm Champions Classic (Georgia Dome, Atlanta, Ga.);
³ Barclays Center Classic (Rupp Arena, Lexington, Ky);
⁴ SEC/Big East Challenge (South Bend, Ind.); ⁵ SEC Tournament (Bridgestone Arena, Nashville, Tenn.)

UK HOSTS MARSHALL IN FINAL HOME GAME OF 2012

Following their third-straight home victory the Wildcats meet Marshall on Saturday in the final home game of the 2012 year. UK claimed an 88-50 win over Lipscomb in its last action. Sophomore Kyle Wiltjer had a season-high 23 points to couple with a career-high 12 rebounds in his first career double-double effort to lead the Cats to victory.

Freshman Nerlens Noel continues to provide a steady presence on the defensive end. He logged four steals and seven blocks against the Bisons. He's posted five or more blocks in three-straight games while leading the team with 28 swipes on the season. Kentucky leads the all-time series with Marshall 11-0 with the last meeting coming in 2003 in an 89-76 Wildcat triumph.

CAT SCRATCHES

- Kentucky is in its 110th season of basketball.
- Kentucky is the all-time NCAA leader in wins with 2,097.
- Freshmen Archie Goodwin and Alex Poythress are the only pair of freshmen teammates to score 15+ points per game in the nation.
- Poythress leads the SEC in field goal percentage (.652).
- Goodwin is the only freshman in the country to lead his team in scoring and assists per game while also adding at least five rebounds.
- Kyle Wiltjer recorded his first career double-double (23 points, 12 rebounds) in a win over Marshall.
- Kentucky has posted 40+ rebounds in four-straight games with Nerlens Noel averaging 9.0 on the season.
- UK leads the league in field goal percentage, assists and blocked shots.
- UK is the only BCS level school to not return a single player with at least one start from the 2011-12 season.

GAMECENTER

Kentucky Wildcats				Marshall Thundering Herd			
Record:	7-3, 0-0 in SEC			Record:	7-5, 0-0 in C-USA		
Rankings:	rv (AP)/No. 23 (Coaches)			Rankings:	NR/NR		
Last Game:	Defeated Lipscomb, 88-50			Last Game:	Def., Savannah State, 64-48		
Head Coach:	John Calipari			Head Coach:	Tom Herrion		
Overall On-Court Record:	554-157 (.779)			Overall On-Court Record:	130-67 (.660)		
at UK:	109-17 (.865)			at Marshall:	50-29 (.633)		
Last Five Games:	3-2			Last Five Games:	3-2		
Calipari vs. Marshall:	5-0			Herrion vs. Kentucky:	First Meeting		
All-Time Series:	UK leads, 11-0			Last Meeting:	UK, 89-76, 12/1/03		

PROJECTED STARTERS*

Kentucky Wildcats					Marshall Thundering Herd				
P #	Name	Pts.	Rebs.	Assts	P #	Name	Pts.	Rebs.	Assts
F 3	Nerlens Noel	10.7	9.0	3.9^	F 1	Dennis Tinnon	10.8	9.2	1.4
• <i>Posted 7 blocks in back-to-back games</i>					• <i>Team's leading rebounder</i>				
G 10	Archie Goodwin	15.8	5.4	4.4	C 11	Nigel Spikes	7.0	8.7	1.3^
• <i>Has 4+ assists in seven-straight games</i>					• <i>Had seven points and six boards vs. Savannah St.</i>				
G 12	Ryan Harrow	4.3	1.5	2.7	G 23	D.D. Scarver	15.5	2.6	1.4
• <i>Has a 5.3 assist to turnover ratio</i>					• <i>Leads the team in scoring, has made 34 3-pointers</i>				
F 22	Alex Poythress	15.0	6.3	0.7^	F 24	Elijah Pittman	14.3	4.8	1.8
• <i>Has 15+ points in five games this season</i>					• <i>Logged 10 points and six rebounds vs. Savannah St.</i>				
G 34	Julius Mays	9.7	2.9	3.5	G 32	Tamron Manning	0.4	0.5	0.3
• <i>Had a season-high six rebounds vs. Lipscomb</i>					• <i>Made his first start of the season vs. Savannah St.</i>				

*Based on previous game's starters; ^-blocks; --steals

ABOUT THE GAME

TELEVISION • ESPN2

Play-by-Play Mark Jones
 Analyst Kara Lawson

RADIO • UK IMG SPORTS NETWORK

Play-by-Play Tom Leach
 Analyst Mike Pratt
 XM Channel: 85/85

OPPONENT MEDIA INFO

Contact Steven Schoon
 Phone 304.696.2418
 Email schoon@marshall.edu

ASSOCIATED PRESS

DECEMBER 17

No.	Team	W-L	Pts.	Pvs.
1.	Duke (62)	9-0	1,622	2
2.	Michigan (3)	11-0	1,543	3
3.	Syracuse	9-0	1,465	4
4.	Arizona	8-0	1,371	8
5.	Louisville	9-1	1,362	6
6.	Indiana	9-1	1,321	1
7.	Ohio State	8-1	1,249	7
8.	Florida	7-1	1,163	5
9.	Kansas	8-1	1,110	9
10.	Illinois	12-0	1,044	10
11.	Cincinnati	10-0	967	11
12.	Missouri	8-1	886	12
13.	Minnesota	11-1	730	13
14.	Gonzaga	10-1	710	14
15.	Georgetown	9-1	579	15
16.	New Mexico	11-0	548	17
17.	Creighton	10-1	530	16
18.	San Diego State	8-1	493	18
19.	Butler	8-2	361	NR
20.	Michigan State	9-2	343	19
21.	UNLV	8-1	315	20
22.	Notre Dame	9-1	291	22
23.	North Carolina	8-2	256	21
24.	Oklahoma State	8-1	244	24
25.	NC State	7-2	198	25

USA TODAY/ESPN COACHES

DECEMBER 17

No.	Team	W-L	Pts.	Pvs.
1.	Duke (30)	9-0	774	2
2.	Michigan (1)	11-0	743	3
3.	Syracuse	9-0	695	4
4.	Louisville	9-1	640	6
5.	Arizona	8-0	632	8
6.	Indiana	9-1	627	1
7.	Ohio State	8-1	595	7
8.	Kansas	8-1	552	9
9.	Florida	7-1	532	5
10.	Illinois	12-0	482	10
11.	Cincinnati	10-0	460	12
12.	Missouri	8-1	451	11
13.	Creighton	10-1	351	13
14.	Gonzaga	10-1	339	14
15.	San Diego State	8-1	296	15
16.	Minnesota	11-1	273	16
17.	New Mexico	11-0	219	20
18.	UNLV	8-1	216	17
19.	Michigan State	9-2	187	19
19.	North Carolina	8-2	187	18
21.	Georgetown	9-1	180	21
22.	Notre Dame	9-1	125	24
23.	Kentucky	7-3	98	22
24.	Oklahoma State	8-1	94	23
25.	Butler	8-2	89	NR

WEEKLY RANKINGS

DATE	AP	COACHES
Preseason	3	3
Nov. 12	3	3
Nov. 19	8	7
Nov. 26	8	8
Dec. 3	rv	19
Dec. 10	rv	22
Dec. 17	rv	23

MEDIA INFORMATION

MEDIA AVAILABILITY

Player interviews are conducted prior to practices and will be available to all UK media on the Joe Craft Center practice court. Coach John Calipari will meet with members of the media immediately following player interviews either on the practice court or in the Memorial Coliseum media room. Time and location will be announced by the UK Media Relations office.

INTERVIEWS

Media wishing to interview UK coach John Calipari are asked to notify John Hayden with UK Media Relations at 859.257.3838. No interviews will be allowed the day of a game. All interviews with Kentucky student-athletes must be coordinated through Deb Moore with UK Media Relations. Telephone interviews will be fulfilled at a time that does not interfere with the player's academic or practice schedule.

POSTGAME INTERVIEWS

The Kentucky locker room is normally closed to the media following games. For home games, Coach Calipari and player interviews will be conducted in the Rupp Arena Interview Room following a brief cooling-off period.

SEC TELECONFERENCE

The SEC conducts weekly teleconferences with the league's coaches. The teleconferences begin Jan. 7, 2013 through March 11.

TIME (ET) COACH

10:00 - Kevin Stallings (Vanderbilt)
 10:07 - Billy Donovan (Florida)
 10:14 - Frank Martin (South Carolina)
 10:21 - Mark Fox (Georgia)
 10:28 - Johnny Jones (LSU)
10:35 - John Calipari (Kentucky)
 10:42 - Cuonzo Martin (Tennessee)

TIME (ET) COACH

10:49 - Mike Anderson (Arkansas)
 10:56 - Anthony Grant (Alabama)
 10:03 - Tony Barbee (Auburn)
 10:10 - Andy Kennedy (Ole Miss)
 10:17 - Rick Ray (Mississippi State)
 10:24 - Frank Haith (Missouri)
 10:31 - Billy Kennedy (Texas A&M)

QUICK FACTS

Location: Lexington, Ky.
Founded: 1865
Enrollment: 28,000
Nickname: Wildcats
Colors: Blue (PMS 286) and White
Conference: SEC (East)
Stadium: Rupp Arena (23,000)
President: Dr. Eli Capilouto
Athletics Director: Mitch Barnhart
Faculty Representative: Joseph L. Fink III

BASKETBALL STAFF

Head Coach: John Calipari (Clarion, 1982)
Asst. Coach: Orlando Antigua (Pittsburgh, 1995)
Asst. Coach: Kenny Payne (Louisville, 2003)
Asst. Coach: John Robic (Denison, 1986)
Special Asst. to the Head Coach: Rod Strickland (DePaul)
Strength Coach: Mike Malone (Mount Union College, 2001)
Athletic Trainer: Chris Simmons (Memphis, 2002)
Director of Operations: Chris Woolard (UCLA, 1997)

MEDIA RELATIONS

Executive Associate AD: DeWayne Peevy (Montevallo, '96)
Assoc. Media Relations Director: John Hayden (Alabama, '98)
Asst. Media Relations Director: Deb Moore (St. Bonaventure, '06)

COMMUNICATIONS • AREA CODE (859)

UK Media Relations: 257.3838
Peevy Home: 227.1779 - dewayne.peevy@uky.edu
Hayden Home: 559.9399 - john.hayden@uky.edu
Moore Home: 559.5781 - deb.moore@uky.edu
Press Row: 252.3602

KENTUCKY NUMERICAL ROSTER

No.	Name	Pos.	Ht.	Wt.	Yr.	Exp.	Hometown (High School/College)
3	Nerlens Noel	F	6-10	228	Fr.	HS	Everett, Mass. (Tilton)
4	Jon Hood	G	6-7	212	Jr.	2L	Madisonville, Ky. (North Hopkins)
5	Jarrold Polson	G	6-2	189	Jr.	2L	Nicholasville, Ky. (West Jessamine)
10	Archie Goodwin	G	6-4.5	198	Fr.	HS	Little Rock, Ark. (Sylvan Hills)
11	Twany Beckham	G	6-4.5	202	Sr.	2L	Louisville, Ky. (Mississippi State)
12	Ryan Harrow	G	6-2	170	So.	TR	Marietta, Ga. (NC State)
13	Sam Malone	G	5-11	185	So.	1L	Scituate, Mass. (Scituate)
15	Willie Cauley-Stein	F	7-0	244	Fr.	HS	Olathe, Kan. (Northwest)
21	Tod Lanter	G	6-2	189	So.	TR	Lexington, Ky. (Golf Coast CC)
22	Alex Poythress	F	6-7	239	Fr.	HS	Clarksville, Tenn. (Northeast)
32	Brian Long	G	5-9	155	So.	1L	Dumont, N.J. (River Dell)
33	Kyle Wiltjer	F	6-10	239	So.	1L	Portland, Ore. (Jesuit)
34	Julius Mays	G	6-2	192	Sr.	TR	Marion, Ind. (Wright State)


Coaches:

John Calipari - Head Coach
 Orlando Antigua - Assistant Coach
 Kenny Payne - Assistant Coach
 John Robic - Assistant Coach

Pronunciation Guide

TWANY Beckham (TWAN-ee)
 Willie Cauley-**STEIN** (STINE)
 Nerlens **NOEL** (Know-ELL)
 Alex **POYTHRESS** (POI-Thress)
 Kyle **WILTJER** (WILT-jer)

2012-13 TV CHART



3

Nerlens Noel

6-10 • 208 • Fr. • F
Everett, Mass.
(Tilton)



4

Jon Hood

6-7 • 212 • Jr. • G
Madisonville, Ky.
(North Hopkins)



5

Jarrod Polson

6-2 • 189 • Jr. • G
Nicholasville, Ky.
(West Jessamine)



10

Archie Goodwin

6-4 1/2 • 198 • Fr. • G
Little Rock, Ark.
(Sylvan Hills)



11

Twany Beckham

6-4 1/2 • 202 • Sr. • G
Louisville, Ky.
(Mississippi State)



12

Ryan Harrow


6-2 • 170 • So. • G
Marietta, Ga.
(North Carolina State)



13

Sam Malone

5-11 • 185 • So. • G
Scituate, Mass.
(Scituate)



15

Willie Cauley-Stein


7-0 • 244 • Fr. • F
Olathe, Kan.
(Northwest)



21

Tod Lanter

6-2 • 189 • So. • G
Lexington, Ky.
(Gulf Coast CC)



22

Alex Poythress

6-7 • 239 • Fr. • F
Clarksville, Tenn.
(Northeast)



32

Brian Long

5-9 • 155 • So. • G
Dumont, N.J.
(River Dell)



33

Kyle Wiltjer

6-10 • 239 • So. • F
Portland, Ore.
(Jesuit)



34

Julius Mays

6-2 • 192 • Sr. • G
Marion, Ind.
(Wright State)



John Calipari

Head Coach
4th Year at UK
(Clarion, '82)



Orlando Antigua

Assistant Coach
4th Year at UK
(Pittsburgh, '95)



Kenny Payne

Assistant Coach
3rd Year at UK
(Louisville, '03)



John Robic

Assistant Coach
4th Year at UK
(Denison, '86)

MONDAY - 17	TUESDAY - 18	WEDNESDAY - 19	THURSDAY - 20	FRIDAY - 21	SATURDAY - 22	SUNDAY - 23
Practice 2:30 p.m.	Practice 2:30 p.m.	Practice 2:30 p.m.	Practice 2:30 p.m.	Interviews 1:45 p.m. Practice 2:00 p.m.	vs. Marshall 4:00 p.m. (ESPN2) Rupp Arena Lexington, Ky.	OFF

2012-13 SEC STANDINGS

Team	SEC	Pct.	GB	All
KENTUCKY	0-0	.000	--	7-3
Missouri	0-0	.000	--	9-1
Florida	0-0	.000	--	8-1
Ole Miss	0-0	.000	--	8-1
LSU	0-0	.000	--	7-1
Texas A&M	0-0	.000	--	8-2
Alabama	0-0	.000	--	7-3
South Carolina	0-0	.000	--	7-3
Tennessee	0-0	.000	--	6-3
Arkansas	0-0	.000	--	5-4
Vanderbilt	0-0	.000	--	5-4
Auburn	0-0	.000	--	5-5
Mississippi State	0-0	.000	--	3-6
Georgia	0-0	.000	--	3-7

**Through Dec. 19

**THIS WEEK IN THE SEC
DECEMBER**

21 (FRIDAY)

Western Carolina at Tennessee (FSN) 7:00 pm
Middle Tennessee vs. Vanderbilt (ESPNU) 9:00 pm

22 (SATURDAY)

Southern Cal at Georgia (FSN) 1:30 pm
Mercer at Alabama (CSS) 2:00 pm
LSU at Marquette (ESPNU) 2:00 pm
Central Arkansas vs. Mississippi State 3:00 pm
Ole Miss vs. Indiana State (ESPNU) 4:00 pm
Marshall at Kentucky (ESPN2) 4:00 pm
Southern at Texas A&M 4:00 pm
South Carolina vs. Manhattan 5:30 pm
Missouri vs. Illinois (at St. Louis, Mo.) (ESPN2) 6:00 pm
Alabama A&M at Arkansas (RSN) 8:00 pm
Winthrop at Auburn 8:00 pm
Florida vs. Kansas State (ESPN2) 8:00 pm

23 (SUNDAY)

Ole Miss vs. San Diego State/San Francisco TBD

25 (TUESDAY)

Ole Miss vs. TBD TBD

28 (FRIDAY)

Houston Baptist at LSU (CST) 8:00 pm
Missouri at UCLA (ESPNU) 10:00 pm

29 (SATURDAY)

Presbyterian at South Carolina (CSS) 1:00 pm
Auburn vs. Illinois (at Chicago, Ill.) (BTN) 2:15 pm
Kentucky at Louisville (CBS Sports) 4:00 pm
Florida A&M at Georgia 4:00 pm
Florida vs. Air Force (FSN) 4:30 pm
Army at Texas A&M (FSN) 5:00 pm
Xavier at Tennessee (ESPNU) 6:00 pm
Northwestern State at Arkansas (RSN) 8:00 pm
Butler at Vanderbilt (ESPNU) 8:00 pm

Scouting Marshall

Marshall has four players averaging 10 or more points per game led by 15.5 from DD Scarver. The junior guard also leads the team with 34 made 3-pointers on the year. The Thundering Herd have faced a challenging schedule thus far including playing at West Virginia and a home date with Cincinnati.

UK leads the all-time series with Marshall by an 11-0 margin. The last meeting came on Dec. 1, 2003 which resulted in an 89-76 win for UK. John Calipari owns a 5-0 all-time record against the Thundering Herd.

Comparing the Teams

Stat	UK	Marshall
Points	78.1	72.8
Opp. points	61.8	68.8
Rebounds	37.9	41.3
Opp rebounds	33.7	36.4
Off. Rebounds	11.3	15.1
FG %	.498	.434
Opp FG%	.386	.409
3-Pt. %	.376	.342
Opp. 3-Pt. %	.329	.339
FT %	.631	.592
Opp. FT %	.697	.649
Fouls	15.4	18.3
Assists	16.6	15.0
Turnovers	12.6	14.9
Opp. Turnovers	15.2	12.7
Blocks	8.0	4.7
Steals	7.8	6.2

Kentucky vs. Conference USA

Kentucky is 67-13 against teams comprising Conference USA. UK has garnered a 41-5 mark against Tulane, it's most frequent opponent in the league. UAB is the only team in the conference to have a winning record against the Wildcats with a 3-2 all-time mark.

John Calipari is 109-14 all-time against C-USA foes with the majority of those wins coming as the head coach of Memphis.

"Camp Cal" Turns in Results

In what has become known as "Camp Cal," John Calipari has used the time over the Holiday/semester break to mold his squads for the stretch run in the second half of campaigns.

This time includes several two-a-day sessions since school is in recess.

In his previous 11 years both at Memphis and Kentucky, his teams have put together winning streaks during and following "Camp Cal" in each of those seasons. The following shows the previous "Camp Cal" winning streaks:

Year	Streak	Dates
2011-12 (UK)	22#	Dec. 17-March 10
2010-11 (UK)	5	Dec. 18-Jan. 3
2009-10 (UK)	9	Dec. 19-Jan. 23
2008-09 (UM)	27*	Dec. 22-Mar. 21
2006-07 (UM)	25	Dec. 23-Mar. 22
2007-08 (UM)	18	Dec. 19-Feb. 20
2005-06 (UM)	15	Jan. 4-Feb. 26
2002-03 (UM)	12	Feb. 1-Mar. 13
2003-04 (UM)	11	Jan. 17-Feb. 24
2001-02 (UM)	10	Jan. 5-Feb. 4
2000-01 (UM)	8	Dec. 30-Jan. 27

Longest win streak at UK

* Longest win streak in school history (Memphis)

It's a Team Game

The 2013 edition of the Kentucky Wildcats has a knack for finding each other for open shots. The Blue and White average 16.6 assists per game as a team - more than any other assists per game total through 10 games in John Calipari's tenure. UK's willingness to share the ball has also resulted in Calipari's most efficient squad from the floor through 10 games.

Team	APG	FG%
2012-13	16.6	.498
2011-12	14.9	.495
2010-11	12.2	.446
2009-10	15.6	.497

Rebounds

Kentucky has snatched 41 or more rebounds in four-straight games which includes a season-high 48 against Baylor to begin the stretch. It marks the first such 40+ board-stretch since the 2009-10 team pulled down 41 or more rebounds over a four game stretch to conclude

FRESHMEN SUCCESS UNDER CALIPARI

UK's freshmen have enjoyed tremendous success under John Calipari since his arrival in Lexington. Here's a look at how the freshmen fared throughout the season during Calipari's tenure.

Stat Breakdown of UK Freshmen After Ten Games

2009-10

	Pts.	Rebs.	Assts.	TOs	Blks.	St.	Mins.
E. Bledsoe	11.1	2.1	3.0	4.0	0.6	1.3	29.1
D. Cousins	14.2	8.3	0.4	2.0	2.2	0.6	19.4
J. Hood	0.6	0.4	0.6	0.4	0.0	0.0	7.0
D. Orton	3.8	3.3	0.7	1.2	1.6	1.0	14.8
J. Wall	18.1	4.1	1.6	4.3	0.6	2.8	35.1
Totals	45.7	17.6	10.8	11.3	4.9	5.4	

2010-11

	Pts.	Rebs.	Assts.	TOs	Blks.	St.	Mins.
T. Jones	18.9	10.0	1.7	1.8	2.2	1.5	31.1
B. Knight	17.1	3.4	3.7	3.8	0.5	0.8	34.0
D. Lamb	12.4	2.2	1.9	1.2	0.2	0.5	28.0
S. Poole	0.4	0.4	0.1	0.1	0.0	0.0	3.4
Totals	48.7	15.9	7.4	6.9	2.9	2.8	

2011-12

	Pts.	Rebs.	Assts.	TOs	Blks.	St.	Mins.
A. Davis	11.8	10.0	1.1	1.4	4.4	1.5	27.4
M. Kidd-Gilchrist	13.2	7.4	1.8	2.6	1.1	1.6	30.7
M. Teague	10.8	2.2	4.6	2.7	0.4	1.7	30.2
K. Wiltjer	6.0	2.7	0.7	0.9	0.7	0.2	14.5
Totals	41.8	22.3	8.2	7.6	6.6	5.0	

2012-13

	Pts.	Rebs.	Assts.	TOs	Blks.	St.	Mins.
W. Cauley-Stein	7.6	5.1	1.0	1.3	1.9	1.0	19.6
A. Goodwin	15.8	5.4	4.4	3.2	0.9	1.1	32.0
N. Noel	10.7	9.0	2.1	1.8	3.9	2.8	29.8
A. Poythress	15.0	6.3	0.5	2.9	0.7	0.2	28.8
Totals	49.1	25.8	8.0	9.2	7.4	5.1	

the season.

Noel's Defensive Prowess

Freshman Nerlens Noel is displaying his versatility on the floor. He leads the team in blocks (39), steals (28) and rebounding (90) while ranking fourth on the team in scoring (10.7). According to Cat Scratches' Guy Ramsey, combining rebounding, steals and blocks UK's opponents have had an average of 69.9 possessions per game, or 699 for all 10 games. Blocks, steals, or rebounds by Noel have ended 15.2 percent of the opponent's possession.

He had six steals against Baylor, becoming the first UK player to have that many swipes in a game since John Wall had six vs. UConn on Dec. 9, 2009.

Freshmen Stat Packers

The freshman trio of Archie Goodwin, Nerlens Noel and Alex Poythress has been the key

to UK's early season success. They also rank among the nation's best ...

- Poythress ranks sixth nationally in field-goal percentage (.652)
- Noel is the only player in the nation to average more than 10 points/pg (10.7), 9 rebounds/pg (9.0), 3 blocks/pg (3.9), 2 steals/pg (2.8) and 2 assists/pg (2.1)
- Goodwin and Poythress are the only pair of freshmen in the nation to both average 15 or more points per game
- Goodwin ranks as the only freshman in the nation to lead his team in both scoring and assists and average five or more rebounds per game

Wiltjer's 20-10 Night

Sophomore Kyle Wiltjer logged his first career double-double effort with a season-high 23 points and a career-high 12 rebounds in a win over Lipscomb. He also matched a career-high with seven made 3-pointers. Wiltjer became the first Wildcat to have a 20-10 game this season and the first since Michael Kidd-Gilchrist

INEXPERIENCED CATS

Kentucky is the only NCAA BCS level team in the nation to not return a single player with at least one start from the 2011-12 season.

Missouri returns just one starter, preseason All-SEC selection Phil Pressey, who started all 35 games a season ago.

Five other teams in the nation return at least two players who made at least one start a season ago in Florida State, Mississippi State, Nebraska, Utah and Vanderbilt.

As Coach Calipari often says comparing UK to any other school is a relatively pointless endeavor these days. No other team comes close to replicating the annual roster turnover the Cats deal with.

With that in mind, perhaps the best comparisons for this year's Kentucky team in terms of experience are Calipari's first three teams in Lexington. Let's take a look at the returning contributors (not just starters) from all four in terms of games played and started and per-game averages from the previous season.

NOTE: Team per-game averages are adjusted for percentage of games played by each player, which is why columns appear to not add up.

2012-13 Kentucky

	Games	St.	Mins.	Pts.	Rebs.	Assts.
Kyle Wiltjer	40	0	11.6	5.0	1.8	0.4
Twany Beckham	16	0	2.8	0.0	0.5	0.1
Jarrod Polson	22	0	2.8	0.1	0.4	0.1
Sam Malone	6	0	2.2	1.0	0.3	0.2
Brian Long	12	0	1.4	0.2	0.2	0.0
TOTAL	96	0	15.0	5.3	2.3	0.5

2011-12 Kentucky

	Games	St.	Mins.	Pts.	Rebs.	Assts.
Terrence Jones	38	35	31.5	15.7	8.8	1.6
Doron Lamb	38	14	28.4	12.3	2.0	1.6
Darius Miller	38	37	10.9	10.9	4.6	1.7
Eloy Vargas	38	0	7.7	1.5	2.0	0.1
Jarrod Polson	17	0	1.8	0.4	0.1	0.0
TOTAL	169	86	79.3	40.6	17.4	5.0

2010-11 Kentucky

	Games	St.	Mins.	Pts.	Rebs.	Assts.
Darius Miller	38	32	21.2	6.5	2.4	1.5
DeAndre Liggins	29	0	15.3	3.8	2.3	0.8
Josh Harrellson	22	0	4.0	1.3	1.2	0.0
TOTAL	89	32	35.2	10.2	4.9	2.1

2009-10 Kentucky

	Games	St.	Mins.	Pts.	Rebs.	Assts.
Patrick Patterson	34	34	33.7	17.9	9.3	1.9
Perry Stevenson	36	34	28.1	7.8	5.9	1.5
Ramon Harris	31	28	22.1	5.5	3.8	1.6
Darius Miller	36	2	21.2	5.3	3.1	2.0
DeAndre Liggins	33	1	16.5	4.2	2.4	2.8
Josh Harrellson	34	2	9.3	3.6	2.5	0.2
Mark Krebs	13	0	1.9	0.2	0.3	0.2
TOTAL	217	101	124.8	42.1	25.7	9.5

*Courtesy of Guy Ramsey, CatScratches

during the NCAA Sweet 16 game against Indiana.

Doubling Up

Freshman Willie Cauley-Stein recorded Kentucky's first double-double of the season in a win over Samford. The Olathe, Kan., native posted 12 points and 12 rebounds.

He was one of six Wildcats to score in double-figures, the first time for a UK team since the Cats did so against Indiana in the Sweet 16 last year.

Leading Scorer, but Dishing Dimes Too

Freshman Archie Goodwin leads the squad in scoring, but is contributing offensively in other ways too. Goodwin currently leads the team with 44 assists (4.4 apg). He has logged seven-straight games with four or more dimes. That is the longest such streak since Marquis Teague passed out four or more assists in nine-straight games during the 2011-12 campaign.

Goodwin is the second freshman guard under John Calipari to lead his team in scoring and dish out four or more assists through the first 10 games. John Wall averaged a team-high 18.1 points and 7.1 assists in his first nine games. Here's a breakdown of UK's guards over the last four seasons through 10 games.

Player	PPG	APG
Goodwin (2012-13)	15.8*	4.4
Teague (2011-12)	10.8	4.6
Knight (2010-11)	17.1	3.7
Wall (2009-10)	18.1*	7.1
Bledsoe (2009-10)	11.1	3.0

*Led team

Steal by Noel

Nerlens Noel currently leads the Wildcats with 28 steals, 17 more than the next closest teammate.

Currently averaging 2.8 per game, with 21 regular season games and at least two post-season games left, Noel is on pace to finish with 92 steals, eclipsing Rajon Rondo's school record 87 steals in the 2004-05 season.

Wildcats in December

UK owns an all-time record of 486-117 in the month of December. UK is 23-3 under Calipari.

JOHN CALIPARI

Calipari's Teams are Efficient

Going back through the 2005-06 season, John Calipari's teams have been some of the most efficient in the country on the offensive

and defensive end.

According to Ken Pomeroy's calculations, on KenPom.com, Calipari's teams have consistently ranked in the top 10 as most efficient teams in the country per possession.

Year	Off. (Rnk)	Def. (Rnk)	Overall
2013	111.1 (21)	86.7 (8)	12th
2012	122.9 (02)	88.2 (09)	1st
2011	118.1 (07)	90.4 (15)	6th
2010	116.1 (15)	86.2 (06)	3rd
2009	114.1 (25)	82.5 (01)	2nd
2008	121.3 (04)	83.9 (04)	2nd
2007	116.6 (25)	86.9 (11)	9th
2006	112.9 (29)	87.4 (06)	9th

Calipari Comfortable at Home

Since the 2000 season, John Calipari-coached teams have posted a 211-20 (.913) record at home. In Calipari's first season, UK tallied an 18-0 mark at home, and the Cats were 15-0 in Rupp in his second season. Kentucky finished 18-0 last season and is 6-1 this year.

His 54-game winning streak at Rupp was the longest streak since the arena opened in 1976.

Coach

	Streak (Yrs)
1. John Calipari	54 (2010-13)
2. Rick Pitino	33 (1992-94)
3. Joe B. Hall	30 (1981-82)
4. Rick Pitino	27 (1995-97)
5. Joe B. Hall	26 (1977-78)

Calipari is Just as Comfortable on the Road

Calipari has recorded a 58-15 (.795) record on the road dating back to 2005-06 season. The Wildcats had no troubles away from home in the 2012 season, going 8-1 in true road games.

The young Wildcats are 0-1 on the road this season.

SEASON NOTES

Giving Back

During the winter break from school, the Wildcats participated in a few charitable activities. The entire men's basketball team spent time with Samaritan's Feet in addition to distributing winter coats the week of Dec. 17 in between practice sessions.

Lengthy Again

With an average height of 78.4 inches, UK ranks as the ninth longest team in the country according to Kenpom.com. Since John Calipari's arrival, UK has rated in the top 10 for average height in each of his four seasons.

Season	Height	Rank
2012-13	78.4	9

CATS ON A RUN

Maryland 7-0 (7-9 to 14-9) 7-0 (19-14 to 26-14)	Notre Dame 10-3 (38-56 to 48-59)
Duke 10-0 (1-5 to 11-5) 9-0 (52-64 to 61-64)	Samford 7-0 (0-0 to 7-0) 14-1 (7-2 to 21-3) 16-1 (21-6 to 37-7) 9-2 (45-23 to 54-25) 9-0 (70-42 to 79-42)
Lafayette 9-0 (13-10 to 22-10) 13-0 (24-12 to 37-12) 12-0 (62-39 to 74-39) 27-0 (74-41 to 101-41)	Portland 16-0 (10-10 to 26-10) 9-0 (39-29 to 48-29) 9-0 (53-39 to 62-39) 10-0 (64-44 to 74-44)
Morehead State 10-0 (18-27 to 28-27) 7-0 (44-48 to 51-48) 9-0 (51-50 to 60-50) 10-2 (67-61 to 77-63)	Lipscomb 17-2 (48-38 to 65-39) 10-1 (65-41 to 75-42) 8-0 (75-44 to 83-44)
LIU Brooklyn 18-0 (40-43 to 58-43) 8-1 (60-47 to 68-48) 9-2 (89-66 to 98-68)	

2011-12	78.8	2
2010-11	78.4	4
2009-10	78.6	5

Mays Heating Up

Graduate transfer Julius Mays has been a consistent long-range performer for UK. Mays hit 12 3-pointers in a five game stretch, and sunk at least one jumper from long range in UK's first nine games of the year.

Torching the Rupp Nets

Over a three-game home winning streak against Lafayette, Morehead State and LIU Brooklyn Kentucky burned up the nets shooting at a blistering 62.0 percent clip.

The Cats shooting prowess was highlighted against LIU Brooklyn, hitting 67.7 from the field. It was the highest field goal percentage for UK in the John Calipari era and the highest since UK posted a 68.7 mark in 2008-09 against Kansas State.

Joe B. Hall Inducted into Hall of Fame

Former UK men's basketball head coach Joe B. Hall and contributor and UK graduate Jim Host were two of 10 members in the Class of 2012 to be inducted into the National Collegiate Basketball Hall of Fame on Sunday.

As a Kentucky assistant coach in 1972, Hall had the unenviable task of succeeding Adolph Rupp. Unfazed by the task, Hall guided the Wildcats for 13 seasons, winning 75 percent of 397 games. Within three years, he reached the NCAA championship game and, in 1978, he earned National Coach of the Year honors while coaching Kentucky to its fifth national title with a 30-2 record. His Wildcat teams won eight SEC championships and earned a Final Four berth for the third time in 1984. He was

named SEC Coach of the Year four times.

The founder and principal of Host Communications, Host realized the potential growth of men's basketball and partnered the NCAA with major corporations like Gillette, Valvoline and Pizza Hut. Host, who also had a background in broadcasting, went on to create a model for multimedia rights, bundling everything from coaches' radio and TV shows, promotional appearances, endorsements and publishing into a single package for some of the nation's top programs. He has been recognized as one of college athletics' most influential people.

The 2012 induction ceremonies for the National Collegiate Basketball Hall of Fame may be seen on Sunday, December 9, at 10 p.m. (EST) on ESPNU.

20-Poynt-thress

Freshman Alex Poythress had a streak broken against Notre Dame. Previously, he notched 20 points in four-straight games with 20 vs. No. 9 Duke, 22 vs. Lafayette, 20 against Morehead State and 22 vs. LIU Brooklyn to become the first UK freshman to have four-straight 20-point efforts in the John Calipari

UNPARALLELED TRADITION

The Wildcats own an unparalleled tradition of success. Since 1903, the University of Kentucky has fielded 110 basketball teams. The first national championship was an NIT title in 1946. The first NCAA title came in 1948, and the latest, No. 8, occurred in 2012. No other program can claim the unparalleled success that matches the Wildcats efforts over the past century.

- Eight national championships (1948, 1949, 1951, 1978, 1996, 1998, 2012)
- The most victories all-time in NCAA Division I history through games on Dec. 17:
 1. Kentucky 2,097
 2. Kansas 2,078
 3. North Carolina 2,073
 4. Duke 1,980
 5. Syracuse 1,854
- The highest all-time winning percentage in college basketball: (.763)
- Three NCAA runner-up trophies
- 15 Final Four appearances
- A national-record 52 NCAA Tournament appearances
- 157 NCAA Tournament games
- 111 NCAA Tournament wins
- 45 SEC regular-season championships
- 27 SEC Tournament titles
- 12 30-win seasons
- 56 20-win seasons

era. He was also the first Wildcat to tally four-consecutive 20-point nights since Jodie Meeks had nine-straight in the 2008-09 season.

Double Figures for Goodwin

Freshman Archie Goodwin became the third UK freshman under John Calipari to score in double figures in his opening five career games. Goodwin joined John Wall (2009-10) and Terrence Jones (2010-11) as the other Wildcats to achieve the feat. Goodwin posted 16 points against Maryland and No. 9 Duke, 13 against Lafayette, a career-high 28 against Morehead State and 22 vs. LIU Brooklyn.

Goodwin Earns Weekly Honors

Freshman Archie Goodwin was named the Southeastern Conference Freshman of the Week as well as Dick Vitale's Diaper Dandy of the Week after averaging 25.0 points 7.5 rebounds and 6.5 assists in wins over Morehead State and LIU Brooklyn.

Goodwin logged a career-high 28 points in a win over Morehead State to begin the week. It is the seventh-most points in a game for a UK freshman in the history of the program and the most by any UK player this season. He then followed that performance by nearly charting the second triple-double in school history. He posted a team-high 22 points to accompany career-highs in assists (9) and rebounds (9) against LIU Brooklyn.

Young Cats Cool at the Free Throw Line

In Kentucky's 81-70 over Morehead State Thursday, UK freshmen Archie Goodwin and Alex Poythress were on the mark from the charity stripe.

Poythress finished a perfect 8-8 from the line, marking the 20th time under Calipari a Wildcat has been perfect at the stripe when taking more than six attempts.

Goodwin found his way to the line 17 times, the most since DeMarcus Cousins attempted 17 free throws against Tennessee in the 2010 season. Goodwin connected on 12 of them, tied for the most by a Wildcat under Calipari.

Efficient from Everywhere

Sophomore Kyle Wiltjer led an explosive offensive night for the Wildcats in a win over Lafayette. Wiltjer hit a career-high seven 3-pointers on 7-of-11 attempts to lead a 64.5 percent shooting night from the floor as a team. That percentage was the highest in the John Calipari era and the best clip since UK shot 68.8 against Kansas State on Nov. 28, 2008. UK also went over the century mark (101) in the regular season for the first time since scor-

WILDCATS WHEN

KENTUCKY RECORD BY STARTING LINEUP

Goodwin, Mays, Noel, Poythress, Wiltjer	5-3
Goodwin, Harrow, Noel, Poythress, Wiltjer	1-0
Goodwin, Harrow, Mays, Noel, Poythress	1-0

KENTUCKY DOUBLE-FIGURE GAMES POINTS

Goodwin 9, Poythress 8, Mays 5, Noel 5, Wiltjer 5, Cauley-Stein 3, Harrow 1, Polson 1

REBOUNDS

Noel 2, Cauley-Stein 1, Wiltjer 1

DOUBLE-DOUBLES

Cauley-Stein 1, Wiltjer 1

KENTUCKY RECORD	ALL	SEC
Leading at halftime:	7-0	0-0
Tied at the half:	0-0	0-0
Trailing at halftime:	0-3	0-0
Shoot 50% or higher:	4-0	0-0
Shoot less than 50%:	3-3	0-0
Shoot higher % than opp.:	7-1	0-0
Shoot lower % than opp.:	0-1	0-0
Opp. shoot worse than 50%:	7-3	0-0
Opp. shoot 50% or higher:	0-0	0-0
Score less than 60 points:	0-2	0-0
Score 60-69 points:	0-1	0-0
Score 70-79 points:	2-0	0-0
Score 80-89 points:	3-0	0-0
Score 90-99 points:	0-0	0-0
Score 100+ points:	2-0	0-0
Opp. score less than 60 pts.:	4-0	0-0
Opp. score 60-69 pts.:	1-2	0-0
Opp. score 70-79 pts.:	2-1	0-0
Opp. score 80-89 points:	0-0	0-0
Opp. score 90-99 points:	0-0	0-0
Opp. score 100+ points:	0-0	0-0
Outrebounded opponent:	6-1	0-0
Outrebounded by opponent:	1-2	0-0
Equal number of rebounds:	0-0	0-0
Fewer turnovers than opp.:	4-1	0-0
Same turnovers as opp.:	0-0	0-0
More turnovers than opp.:	3-2	0-0
Make 8 or more 3-pointers:	3-0	0-0
Make 7 or fewer 3-pointers:	4-3	0-0
Games decided by 5 or fewer:	1-0	0-0
Overtime games:	0-0	0-0
On CBS:	0-1	0-0
On ESPN/ESPN2/ESPNU:	2-2	0-0
On ESPN3.com:	0-0	0-0
On SEC Network:	0-0	0-0
On ABC:	0-0	0-0
On FSN:	5-0	0-0
On CSS:	0-0	0-0
vs. SEC at Home:	0-0	0-0
vs. SEC on Road:	0-0	0-0
Games vs. ranked opp.:	0-1	0-0
Games following a loss:	2-1	0-0
Games following a win:	4-2	0-0
More points in the paint:	6-2	0-0
Fewer/Same points in the paint:	1-1	0-0
More bench points than opp.:	6-1	0-0
Fewer or same bench pts.:	1-2	0-0
More 2nd-chance points:	3-1	0-0
Fewer or same 2nd chance pts.:	4-2	0-0
More or same points off TOs:	6-0	0-0
Fewer points off TOs:	1-3	0-0
On Tuesday:	1-1	0-0
On Wednesday:	1-0	0-0
On Thursday:	0-1	0-0
On Friday:	3-0	0-0
On Saturday:	2-1	0-0
On Sunday:	0-0	0-0
In November:	4-2	0-0
In December:	3-1	0-0
In January:	0-0	0-0
In February:	0-0	0-0
In March:	0-0	0-0

ing 108 in the year's opening contest against Marist during the 2011-12 season.

Trio Tabbed to Naismith Watch List

Three Kentucky men's basketball freshmen are among 50 players tabbed to the 2012-13 Naismith early season watch list for player of the year honors it was announced by the Atlanta Tipoff Club on Tuesday. Archie Goodwin, Nerlens Noel and Alex Poythress were all selected as candidates to watch for the post season honor.

The 50-player watch list was compiled by the Atlanta Tipoff Club's Board of Selectors, which based its criteria on player performances from the previous year and expectations for the 2012-2013 college basketball season. The Naismith Men's College Player of the Year presented by AT&T will be awarded on April 7, 2013 in Atlanta.

Poythress Tabbed SEC Freshman of the Week

After averaging 21.0 points and 6.5 rebounds in games against 9th-ranked Duke and to Lafayette, Alex Poythress was named the SEC's Freshman of the Week.

Poythress had 20 points and added a team-high eight rebounds in a loss to No. 9 Duke. He then topped that performance with a 9-of-10 night from the field for a career-high 22 points in the win over Lafayette. He became the first freshman since Brandon Knight in Feb. 2011 to have consecutive 20-point efforts.

Wiltjer Named SEC Player of the Week

Kyle Wiltjer was named the SEC Player of the Week for the first time in his career after he led the Wildcats with 19 points on 6-of-9 shooting including a 4-for-6 clip from 3-point range in a win over Maryland. The four 3-pointers ranked as a career high at the time in addition to a career-high three swats.

Opening the Season

With the win over Lafayette, Kentucky is 94-16 all-time in home openers and has won 10 of its last 11 lid-lifters and is 4-0 under John Calipari in their first home-game.

Kentucky has also racked up a 90-19 all-time record during season openers. UK is a perfect 4-0 in the John Calipari era in the year's opening contest.

UK opened the season away from Rupp Arena for the first time since the 2002-03 season when UK began the year against Arizona State at the Maui Invitational.

Polson's Career Day

It was an unlikely hero that helped the Wildcats to a season-opening victory over Maryland in John Calipari's fourth season. Junior Jarrod Polson made the most of a career-high 22 minutes scoring a career-high 10 points while dishing out a career-best three assists in leading UK to a 72-69 triumph over the Terps. Polson scored four points in the last five minutes including the game's decisive free throws with less than 10 seconds to help seal the win for UK.

UK MBB Hosts Telethon for Superstorm Sandy Victims

Humbled by the devastation of Superstorm Sandy, the University of Kentucky men's basketball team, in conjunction with WKYT, hosted a telethon on Wednesday, Nov. 7. One hundred percent of the one million dollars in proceeds went to the American Red Cross to benefit the victims of the catastrophic storm.

UK Predicted to Win SEC Title

The Kentucky basketball team was picked by the media to win its 46th SEC championship this season.

The Wildcats have won the regular season conference title in two of John Calipari's three seasons, including a 16-unblemished mark in 2011-12.

Preseason Honors

Kentucky freshman Nerlens Noel was selected as a preseason All-SEC first-team member, while freshman Alex Poythress was tabbed to the second team by both league media and league coaches.

With regards to the media vote, Noel was one of seven players to earn votes for the pre-season player of the year accolade. The Everett, Mass., native garnered three votes and finished behind Missouri junior Phil Pressey as the choice of the media for SEC Men's Basketball Player of the Year with six votes. Florida senior Kenny Boynton finished second (five votes) while Noel joined Arkansas' BJ Young and Tennessee's Jarnell Stokes with three votes each.

A Look at Who Returns in 2012-13

Kentucky's youth is always a topic of conversation. However, this year's team may just be the most inexperienced in John Calipari's tenure. In addition to losing all six players who started at least one game a season ago, Kentucky returns just 6% of its offense from a season ago. UK's top returning scorer is Kyle Wiltjer who averaged 5.0 points per game. Wiltjer also is UK's leading rebounder at 1.8

HONORING THE CATS

ARCHIE GOODWIN

SEC Freshman of the Week (11/26)
Dick Vitale "Diaper Dandy of the Week:" (11/26)
Naismith Preseason Watch List

NERLENS NOEL

Naismith Preseason Watch List
Preseason All-SEC first team (AP/Coaches)

ALEX POYTHRESS

SEC Freshman of the Week (11/19)
Naismith Preseason Watch List
Preseason All-SEC second team (AP/Coaches)

KYLE WILTJER

SEC Player of the Week (11/12)

boards a game.

UK is Tops in Wins in Calipari Era

During John Calipari's tenure as coach of the Cats, UK has won more games than any other team in the nation as of games played through Dec. 17, 2012.

1.	Kentucky	109
2.	Kansas	108
3.	Duke	103
4.	Ohio State	102
5.	Syracuse	101

Cats in the Rankings

UK started this season ranked third in both the Associated Press and USA Today/Coaches' preseason top-25 polls.

It marked the third-consecutive season the Wildcats were selected in the top 10 of the USA Today/Coaches' pre-season top 25 and the third time in four years the Cats ranked in the top five of the AP's preseason poll.

- Prior to foaling out of the AP Top 25 on Dec. 3, Kentucky had been ranked in 61 consecutive polls under John Calipari.

- UK was ranked in the AP top 10 in 24-straight weeks.

- The Wildcats had been ranked in the top five in 40 of those polls, (UK did not fall out of the top five at any point during the 2009-10 or 2011-12 seasons)

- UK had been ranked in the top three in 34 of those polls.

- Kentucky (11) trails only Kansas (16) as the No. 1 ranked team during the Calipari era.

SEC Domination

Since the SEC's inception in 1932-33, the

Wildcats have been the most dominant team in the league, recording a 901-246 mark (.786). Only one other team has won more than 690 regular season SEC games (Alabama) and no other team has a better winning percentage. UK has averaged 11.6 wins and only 3.2 losses per season in 78 years in the SEC.

- The Wildcats have won 45 SEC titles and 27 SEC Tournament championships, more than the other 13 teams combined.
- Kentucky has won 11 of the last 19 SEC Tournament titles.

Calipari Owns Record in Rupp

With UK's 2011-12 season-opening victory over Marist, UK head coach John Calipari recorded his 34th consecutive win in Rupp Arena as UK's head coach. It broke former UK head coach Rick Pitino's longest streak of 33 games in the venue.

Calipari's winning streak was snapped at 54 games with a loss to Baylor in his fourth season. The 54-game run, however, was his longest career home winning streak.

Cats Rock at Rupp

• UK has won 141 of its last 165 home games. Kentucky went on a 54-game winning streak in the venerable arena to begin the John Calipari era.

• The Wildcats are 484-61 (.888) all-time in Rupp Arena.

• UK has won 24 national attendance titles in the building, including 16 of the last 17.

• The Rupp Arena attendance record of 24,479 was set against Louisville on Jan. 2, 2010.

• The Wildcats have posted a remarkable 261-38 (.873) record in regular season SEC games in the building.

• UK has won 24-consecutive home games against SEC teams. The last conference loss to come at home was a 90-85 loss to Georgia on March 4, 2009.

All-Time Attendance Records at Rupp

No.	Att.	Opponent	Date	Result
1.	24,479	Louisville	1/2/2010	W, 71-62
2.	24,468	North Carolina	12/5/2009	W, 68-66
3.	24,465	Florida	2/10/2007	L, 64-61
4.	24,459	Florida	2/4/2003	W, 70-55
5.	24,432	Louisville	12/17/2005	W, 73-61
6.	24,411	LSU	2/28/2009	L, 73-70
7.	24,402	Tennessee	2/13/2010	W, 73-62
8.	24,398	North Carolina	12/3/2011	W, 73-72
9.	24,394	Tennessee	2/21/2009	W, 77-58
10.	24,389	Florida	2/7/2012	W, 78-58

Calipari Unrivaled in the Conference

UK head coach John Calipari is unrivaled in the league when it comes to conference accolades. During his career, Calipari has won 12

league championships, including the 2010 and 2012 SEC Championships, eight more than the next closest coach (three other SEC coaches have four conference titles).

Calipari also has 11 conference tournament titles, eight more than his closest competitor.

Furthermore, he's tallied a 248-74 (.770) all-time record within conference play as a head coach. He owns a 40-8 (.833) clip since joining the SEC.

National Exposure

Kentucky has 21 games on CBS or the ESPN family of networks this year. The Wildcats first appeared on national television this season against Maryland on ESPN.

UK has a total of 16 games on ESPN/ESPN2/ESPNU and five CBS games.

Three-Mania

UK has the nation's third-longest active streak of consecutive games with a made three-pointer. UK has hit a three-pointer in 837 consecutive games, which trails only UNLV and Vanderbilt. The Wildcats' last game without a 3-pointer came 24 seasons ago against Seton Hall on Nov. 26, 1988, a "three-point" loss in the Great Alaska Shootout.

UNLV and Vanderbilt have hit a 3-pointer in every game since the 3-point rule was adopted to start the 1986-87 season. Through Dec. 17, 2012, the Rebels' streak is 850 games, while Vanderbilt's streak is 842 games.

All-Time Record as a Ranked Team

Kentucky owns an all-time record of 1,204-270 (.817) as a top-25 ranked team in the AP poll beginning in January 1949. UK is 106-17 (.862) as a ranked team under John Calipari.

No.	Record	Calipari Era
1	171-26	22-3
2	196-27	23-2
3	151-33	18-1
4	75-20	8-0
5	99-12	4-0
6	63-11	0-0
7	61-20	0-0
8	68-25	4-3
9	64-15	0-0
10	45-16	2-4
11	43-8	7-1
12	31-9	2-1
13	21-7	3-0
14	14-3	1-0
15	18-8	3-0
16	13-3	0-0
17	12-3	3-0
18	18-7	1-1
19	14-2	0-0
20	11-7	2-0

KENTUCKY IN SEC STATS

(through Dec. 19)

CATEGORY	TEAM	[NATIONAL] RANK (STAT)
Scoring	[46th] 3rd (78.1)
Scoring Defense	[97th] 10th (61.8)
Scoring Margin	[18th] 4th (+16.3)
Free Throw %	[295th] 12th (.631)
Field Goal %	[11th] 1st (.498)
Field Goal % Def.	[52nd] 4th (.386)
3-Pt. Field Goal %	[57th] 2nd (.376)
3-Pt. FG % Def.	[176th] 9th (.329)
Rebounding Offense	6th (37.9)
Rebounding Defense	9th (33.7)
Rebounding Margin	[95th] 6th (+4.2)
Blocked Shots	[4th] 1st (8.0)
Assists	[25th] 1st (16.6)
Steals	[119th] 7th (7.8)
Turnover Margin	[68th] 4th (+2.6)
Assist/TO Ratio	[28th] 2nd (1.3)
Offensive Rebounds	10th (11.3)
Defensive Rebounds	3rd (26.6)
Defensive Rebound Pct.	7th (.698)
Offensive Rebound Pct.	12th (.337)
3-Point FG Made	[201st] 110th (5.9)

INDIVIDUAL

PLAYER	[NATIONAL] RANK (STAT)
Scoring	
Archie Goodwin.....	[166th] 10th (15.8)
Alex Poythress.....	[221st] 11th (15.0)
Rebounding	
Nerlens Noel.....	[49th] 2nd (9.0)
Alex Poythress.....	18th (6.3)
Field Goal Pct.	
Alex Poythress.....	[6th] 1st (.652)
Archie Goodwin.....	[135th] 7th (.495)
Assists	
Archie Goodwin.....	[116th] 3rd (4.4)
Julius Mays.....	[245th] 19th (3.5)
Steals	
Nerlens Noel.....	[14th] 2nd (2.8)
3-point FG Perct.	
Kyle Wiltjer.....	4th (.414)
3-point FG/Game	
Kyle Wiltjer.....	[112th] 5th (2.4)
Blocked Shots	
Nerlens Noel.....	[5th] 1st (3.9)
Willie Cauley-Stein.....	[66th] 4th (1.9)
Assists/Turnover Ratio	
Julius Mays.....	[21st] 3rd (3.2)
Offensive Rebounds	
Nerlens Noel.....	18th (3.0)
Defensive Rebounds	
Nerlens Noel.....	3rd (6.0)
Minutes Played	
Julius Mays.....	4th (33.0)
Archie Goodwin.....	9th (32.0)

21	0-0	0-0
22	11-2	3-1
23	2-1	0-0
24	0-2	0-0
25	4-2	0-0

UK vs. the Country

With a first time opponent in Lafayette on Nov. 15, Kentucky has now played 209 of the current 338 D1 programs.

Wins over a Three-Year Period

The Kentucky Wildcats own the top-three all-time winningest seasons over a three-year period in NCAA history. UK's 102 wins during the 2010-12 seasons ranks second in the all-time record books.

1.	Kentucky (1996-98)	104-11
2.	Kentucky (1947-49)	102-8
	Kentucky (2010-12)	102-14
	Montana State (1927-29)	102-11
5.	Duke (1999-2001)	101-11

Record-Breaking Six Cats Drafted

Following a national championship, the Kentucky Wildcats made history once again as six players were selected in the NBA Draft, led by

Anthony Davis, the second Wildcat selected as the first overall pick in the last three years.

Davis was selected No. 1 overall by the New Orleans Hornets, followed by Michael Kidd-Gilchrist at No. 2 by the Charlotte Bobcats. Davis and Kidd-Gilchrist are the first teammates to go 1-2 in NBA Draft history.

It marks the first time that six players from the same school were selected since the NBA Draft went to two rounds in 1989. UNLV is the only other team with six players selected in a single draft, which the Runnin' Rebels achieved in the 1977 10-round draft.

Since John Calipari's arrival, the Wildcats have become the first program in the history of the NBA draft to have four or more players selected in three consecutive drafts. UK has had 11 players selected in the opening round and 15 players taken overall over the last three seasons. Every starter and sixth man has been drafted by the NBA.

Freshman Class Ranked No. 1 Again

At the beginning of the early signing period, the Kentucky men's basketball team has received National Letters of Intent from Aaron and Andrew Harrison, Marcus Lee, Derek Willis

and James Young.

Analysts have predicted it will mark the fifth consecutive top-ranked class in the country for the Wildcats.

UK Signees on Naismith Watch List

Kentucky men's basketball signees Aaron and Andrew Harrison are among the top seven senior boys named to the Naismith Trophy High School Player of the Year preseason watch list it was announced by the Atlanta Tipoff Club. The Harrisons are 6-foot-5 guards from Fort Bend, Texas. Aaron is rated as the nation's top shooting guard, while Andrew is the nation's top-ranked point guard.

Kentucky in the NBA Draft

- Following the 2012 NBA Draft, Kentucky has had 106 players drafted 108 times (Johnny Cox '58 and Roger Newman '60 both drafted in Junior eligible draft, but returned for senior year and were drafted again).
- UK has had 31 players selected in the opening round (11 have come in the last three years) of the draft.
- The Wildcats set a new single-draft high for Kentucky players drafted in a single year. The 2010 draft had five UK players selected, and the 1984 draft also had five Wildcats.
- Anthony Davis and Michael Kidd-Gilchrist became the first pair of teammates to go No. 1 and No. 2 in NBA Draft history.
- With Anthony Davis selected as the No. 1 pick in 2012, Kentucky is the only school since the 2000 draft to have two No. 1 picks (John Wall – 2010).
 - With Davis going No. 1 overall, John Calipari will have coached three No. 1 picks in the last five years. And his three No. 1 picks are the most by one coach in NBA Draft history.
- Kentucky is one of just 15 schools in the nation to have multiple No. 1 overall draft picks.
 - With Davis earning the No. 1 overall pick, Kentucky's two-year gap between No. 1 overall draft selections from one school is second only to Duquesne, which had No. 1 overall selections in back-to-back years in 1955 and 1956.
- With multiple picks in its third consecutive NBA draft, Kentucky joins two other schools in having two or more players selected in three consecutive drafts since 1992. Calipari is one of only two coaches to have three consecutive NBA drafts be coupled with multiple players from his school since 1992 joining Mike Krzyzewski from Duke.
 - a. Kentucky – 2012, 2011, 2010
 - b. Memphis – 2010, 2009, 2008
 - c. Duke – 1995, 1994, 1993, 1992
- Coach John Calipari has had two or more players selected in FIVE consecutive NBA drafts dating back to 2008 with Memphis. He has three players who have been taken No. 1 overall. Following the 2012 draft, Calipari has had eight players taken in the top 10 of the draft in the last three seasons and 11 taken in the first round of the draft.
- With Marquis Teague taken by Chicago in the opening round of the draft, Coach John Calipari has had point guards taken in the first round of the draft for five consecutive seasons (Derrick Rose, Tyreke Evans, John Wall, Brandon Knight and Marquis Teague).
- Anthony Davis and Michael Kidd-Gilchrist are the highest pair of teammates taken in the NBA draft in the history of the NBA Draft. UK has now set a record with the highest pair of teammates taken in a draft with three consecutive drafts consisting of teammates from Kentucky. No school had previously had consecutive drafts with the highest pair of teammates before UK achieved the feat in 2010 and 2011 since the inception of the two-round draft format began in 1992.
 - a. 2012 – Anthony Davis (1st) and Michael Kidd-Gilchrist (2nd)
 - b. 2011 – Enes Kanter (3rd) and Brandon Knight (8th)
 - c. 2010 – John Wall (1st) and DeMarcus Cousins (5th)

Calipari and the NBA

Since his arrival as the head coach of Kentucky, John Calipari has had 15 players selected in the NBA Draft over the last three seasons. Eleven of those selections were first-round picks.

Calipari has coached 27 NBA draft picks in his 20 seasons. The average among active coaches is 1.8 draft picks.

Kentucky Tops the Nation in Pros

As of Oct. 30, 2012, the opening-day rosters of the 2012-13 season, Kentucky has more NBA players than any other team in the nation.

1.	Kentucky	21
2.	Duke	18
3.	North Carolina	17
4.	Kansas	14
5.	UCLA	12

Kentucky in the NBA

Kentucky had 21 former players on this year's opening-day NBA rosters. The players and teams are:

Former Wildcat	NBA Team
Eric Bledsoe	Los Angeles Clippers
Keith Bogans	Brooklyn Nets
DeMarcus Cousins	Sacramento Kings
Anthony Davis	New Orleans Hornets
Josh Harrellson	Miami Heat
Chuck Hayes	Sacramento Kings
Terrence Jones	Houston Rockets
Enes Kanter	Utah Jazz
Michael Kidd-Gilchrist	Charlotte Bobcats
Brandon Knight	Detroit Pistons
Doron Lamb	Milwaukee Bucks
DeAndre Liggins	Oklahoma City Thunder
Jodie Meeks	Los Angeles Lakers
Darius Miller	New Orleans Hornets
Nazr Mohammed	Chicago Bulls
Daniel Orton	Oklahoma City Thunder
Patrick Patterson	Houston Rockets
Tayshaun Prince	Detroit Pistons
Rajon Rondo	Boston Celtics
Marquis Teague	Chicago Bulls
John Wall	Washington Wizards



Kentucky Basketball Head Coach

John Calipari



Kentucky head coach John Calipari reached the mountaintop in his third year in Lexington, guiding Kentucky to its eighth national championship and 15th Final Four. In doing so, he claimed his first national championship and his fourth appearance in the Final Four. He is one of only two coaches to lead three different schools to a Final Four (UMass-1996; Memphis-2008; Kentucky-2011, 2012).

The Wildcats rode the trademark hard-nosed Calipari defense to the title, finishing the season as the nation's top-ranked team in

field-goal percentage defense and blocked shots.

Kentucky lost three members of its 2011 Final Four team (two to the draft, one to graduation), but Calipari reloaded with the nation's top-ranked recruiting class for the third straight season. Included in the class were eventual National Player of the Year Anthony Davis and All-American Michael Kidd-Gilchrist.

En route to the national championship, Calipari guided the Wildcats to an NCAA record-tying 38 wins, a perfect 16-0 mark in the Southeastern Conference, earning the school's 45th SEC championship, and extended his winning streak in Rupp Arena to 51 straight games. He has yet to lose a game at home as Kentucky's head coach.

Upon being named head coach on April 1, 2009, Calipari continued to work his magic of resurrecting once proud programs, taking an NIT team in 2009 to the 2010 NCAA Elite Eight. Along the way he led the Wildcats to a No. 1 ranking (UK's first since 2003), the program's 44th SEC regular-season championship and 26th SEC Tournament title.

The honors continued after the season as Calipari became the first coach in UK history to receive the Adolph Rupp National Coach of the Year award. He then watched as five of his players were selected in the first round of the 2010 NBA Draft, the first time a school has ever produced five first-round picks. Among those picks was the first Wildcat ever taken as the No. 1 overall pick, John Wall.

In his second year in 2010-11, a season that was labeled as a "rebuilding effort," one in which Calipari and the Cats were supposed to struggle after losing an unprecedented five first-round picks in the 2010 NBA Draft, Kentucky reloaded as Calipari guided UK to its 27th SEC Tournament championship, kept his unbeaten record at Rupp Arena alive and collected his 500th career on-court win.

In his inaugural season as head coach of the Wildcats, Calipari posted his fifth straight 30-win season, the only coach in NCAA Division I history to do so. In addition to the Rupp National Coach of the Year, Calipari was also named the Associated Press SEC Coach of the Year.

When he led Kentucky back to the No. 1 spot in the country, Calipari became one of only two coaches (Frank McGuire) in NCAA history to lead three teams to a No. 1 ranking. He led UMass to a No. 1 ranking in 1995 and 1996, and he led Memphis to the No. 1 spot in the 2008 season.

Much like he did at UMass, when his players graduated at nearly 80 percent, Calipari has stressed academics. Fifteen of his last 18 seniors that came through the Memphis program earned their bachelor's degrees, and the six seniors under Cal at Kentucky have all earned their degrees.

The Wildcats posted a 3.12 grade-point-average in the 2012 spring semester with 10 players earning a 3.0 GPA or better.

As someone who prides himself on helping young men reach their dreams, he has placed 27 players in the NBA during his college coaching career, including 15 over his first three seasons at Kentucky. The 15 picks

over a three-season span is the most of any coach.

In 2010, five of his UK players were selected in the first round for the first time in NBA history. He followed that up with four players in the draft in 2011 and six players in 2012, the most in a two-round draft.

Overall, he's turned out 15 NBA draft picks, 11 first-rounders, two No. 1 overall selections, five top-five picks and seven lottery picks at Kentucky.

Included in Calipari's NBA success are three No. 1 overall picks (Derrick Rose, Wall and Davis) over the last five years. No other coach has had three No. 1 picks, and 2012 was the first time two players from the same team (Davis and Kidd-Gilchrist) were taken with the top two picks in the draft.

Since the 2005-06 season, Coach Cal ranks as the winningest coach over the last seven years.

After bringing the University of Massachusetts basketball program to national prominence in the '90s and resurrecting the Memphis basketball program in the 2000s, Calipari became the 22nd coach in UK history and seventh in the last 80 years.

Following his third season at UK, Calipari's overall on-court record soared to 547-154 for an impressive 78.0 winning percentage. His 547 wins are the second most in NCAA Division I history in the first 20 years, Roy Williams being the other.

Calipari's 78.0 winning percentage is the third-highest among active NCAA Division I coaches with 10 years experience at college basketball's Division I level, trailing only Mark Few and Roy Williams. On the NCAA Division I list for winning percentage for all coaches (minimum 10 years), Calipari is in 10th place and ahead of Mike Krzyzewski, Jim Boeheim, Bob Huggins and Lute Olson.

Calipari's eight 30-win seasons is tied for third most for a head coach in NCAA Division I history. For his career (20 years), Calipari has 18 20-win seasons and 12 25-win campaigns.

In 1996, Calipari moved from UMass to the NBA after leading the Minutemen to the Final Four. For his efforts, Calipari was named Naismith National Coach of the Year.

Calipari led the Tigers to the 2008 NCAA title game, and Memphis' 38 wins in 2007-08 made him the winningest coach for a single season in

NCAA history. As a result, Calipari was named Naismith National Coach of the Year for a second time in his career. He is only the second coach to receive the honor multiple times since the award's inception in 1987. Krzyzewski is the other to do so.

Calipari, the 2009 Sports Illustrated National Coach of the Year, led the Tigers to nine straight 20-win campaigns and nine consecutive postseason appearances, the only Memphis coach to do that. He posted 252 wins — 28 wins per



season — as the Tigers' head coach, making him the winningest coach in school history.

Calipari compiled a 193-71 record (.731) during his eight-year career at Massachusetts, including a 108-44 mark (.684) in Atlantic 10 play. In addition to five straight NCAA Tournaments, UMass also made two appearances in the NIT, advancing to the NIT final four in 1991. The 1990-91 season was the first of six straight seasons in which the Minutemen won at least 20 games.

Calipari's personal 20-win streak has reached the 17-season mark after 35 wins in his first year at UK and 29 in his second. All nine of his Memphis clubs won 20-plus games, along with his last six teams at UMass. In his final season at UMass, Calipari was named the 1996 Naismith National Coach of the Year and The Sporting News National Coach of the Year. He was also named the Atlantic 10 Coach of the Year for the third time in four years, as well as Basketball Times East Region Coach of the Year.

During the Minutemen's 35-2 season in 1995-96, UMass posted wins over Kentucky, Maryland, Wake Forest, Georgia Tech, Syracuse, Virginia Tech and Louisville. UMass ended the regular season ranked No. 1 in the nation in the final regular season poll after being the top-ranked team for nine weeks earlier in the year. The Minutemen also won their first 26 games of the season, setting a school record for most consecutive wins.

In addition to his National Coach of the Year honors in 1996, Calipari was a Naismith Coach of the Year finalist in 1994 and 1995. He was the USBWA District I Coach of the Year in 1993.

At 29, when he was named head coach, Calipari began to build a program from the ground up, going 10-18 his first season before posting a 17-14 record his second year (receiving a bid to the NIT).

The Minutemen won their first A-10 championship in 1992 with a 30-5 record, including a 13-3 mark in league play. With a 77-71 overtime win over Syracuse in an East Regional second-round game, UMass made its first NCAA Sweet 16 appearance.

Calipari left UMass in June of 1996 to become executive vice president of basketball operations and head coach of the New Jersey Nets. He led the Nets to a second-place finish in the NBA's Atlantic Division and the playoffs in 1998, ending a five-year postseason drought for the franchise. The Nets' 17-game turnaround from the previous year was the best that season in the NBA.

He became a member of the Philadelphia 76ers coaching staff in 1999, rejoining Philadelphia coach Larry Brown, for whom Calipari was an assistant at Kansas.

Calipari began his coaching career at Kansas as a volunteer assistant under Ted Owens. In 1983, he was hired as the recruiting coordinator at the University of Vermont, but he was swayed back to the nation's heartland when Brown was hired as head coach at KU. He spent three seasons at Kansas (1982-85) before another three-year stint as an assistant coach to Paul Evans at Pittsburgh (1985-88).

The 53-year-old lettered two years at North Carolina-Wilmington before transferring to Clarion State. He played point guard at Clarion during the 1981 and 1982 seasons, leading the team in assists and free-throw percentage. The Eagles were ranked in the Division II Top 20 both years and participated in the 1981 NCAA Division II Tournament.

Calipari and his wife, Ellen, have two daughters, Erin and Megan and a son, Bradley. Erin graduated from UMass and is now in grad school at Wake Forest, while Megan is pursuing her undergraduate degree at UMass. Brad is a sophomore at Lexington Christian Academy.

Biographical Information

Date of Birth: Feb. 10, 1959

Wife - Ellen

Children - Erin Sue, Megan Rae, Bradley Vincent

Education

Clarion State (1982)

Head Coaching Experience

University of Massachusetts (1989 - 96)

New Jersey Nets (NBA) (1997 - 99)

University of Memphis (2001 - 09)

University of Kentucky (2010 - pres.)

Coaching Awards

- 2012 Naismith National Coach of the Year Finalist
- 2012 SEC Coach of the Year (AP/Coaches)
- 2010 Adolph Rupp National Coach of the Year
- 2010 Naismith National Coach of the Year Finalist
- 2010 SEC Coach of the Year (AP)
- 2010 *Sporting News* SEC Coach of the Year
- 2010 Yahoo! Sports SEC Coach of the Year
- 2010 USBWA District IV Coach of the Year
- 2009 *Sports Illustrated* National Coach of the Year
- 2009 Iba National Coach of the Year Finalist
- 2009 C-USA Coach of the Year
- 2008 Naismith National Coach of the Year
- 2008 C-USA Coach of the Year
- 2008 Phelan and Iba National Coach of the Year Finalist
- 2007 Phelan National Coach of the Year Finalist
- 2007 USBWA District 4 Coach of the Year
- 2007 *Basketball Times* South Region Coach of the Year
- 2006 C-USA Coach of the Year
- 2004 NABC District 7 Coach of the Year
- 1996 Naismith National Coach of the Year
- 1996 *The Sporting News* National Coach of the Year
- 1996 Atlantic 10 Coach of the Year
- 1995 Naismith National Coach of the Year Finalist
- 1994 Naismith National Coach of the Year Finalist
- 1994 Atlantic 10 Coach of the Year
- 1993 USBWA District I Coach of the Year
- 1993 Atlantic 10 Coach of the Year
- 1992 Eastern Basketball Coach of the Year





Kentucky Basketball Head Coach

John Calipari

Miscellaneous On-Court Records

Overall Record: 554-157 (.779)
 March/April Record: 121-31 (.796)
 NCAA Record: 38-13 (.745)
 Record in Conference Games: 248-74 (.770)
 Record in Conference Tournament: 42-10 (.808)

- Owns the most NCAA single-season wins, tying his own record (Memphis, '08) in 2012 with 38 wins.
- One of only two coaches (Roy Williams) in NCAA DI history to have 400 or more wins in the first 16 years as a head coach. Calipari had 416 in his first 16 years.
- Winningest coach in DI history in a five-year span with 173 victories (2008-12).
- First coach in DI history to record five-straight on-court 30-win seasons.
- One of only two coaches (Rick Pitino) to lead three different schools to the Final Four.

NCAA Division-I Active Winningest Coaches

(On-Court By Percentage - Min. 10 yrs. at Division I level)

No.	Coach/Team	Yrs.	Pct.
1.	Roy Williams/UNC	23	.798
2.	Mark Few/Gonzaga	12	.792
3.	JOHN CALIPARI/KENTUCKY	20	.779
4.	Thad Matta/Ohio State	11	.768
5.	Bo Ryan/Wisconsin	27	.763

NCAA Division-I All-Time Winningest Coaches

(On-Court By Percentage - Min. 10 yrs. at Division I level)

No.	Coach	Yrs.	Pct.
1.	Clair Bee	21	.824
2.	Adolph Rupp	41	.822
3.	John Wooden	29	.804
4.	Roy Williams*	23	.798
5.	John Kresse	23	.797
6.	Mark Few*	12	.792
7.	Jerry Tarkanian	31	.784
8.	Francis Schmidt	17	.782
9.	John Calipari*	20	.779
10.	Dean Smith	36	.776

* only active coaches in top 10 on all-time list

Head Coaching Record

Season	Team	W-L	Pct.	Accomplishments
1988-89	UMass	10-18	.357	
1989-90	UMass	17-14	.548	NIT
1990-91	UMass	20-13	.606	NIT Final Four
1991-92	UMass	30-5	.857	A-10 Champ (R/T); NCAA Sweet 16
1992-93	UMass	24-7	.774	A-10 Champ (R/T); NCAA 2nd Rd.
1993-94	UMass	28-7	.800	A-10 Champ (R/T); NCAA 2nd Rd.
1994-95	UMass	29-5	.853	A-10 Champ (R/T); NCAA Elite 8
1995-96	UMass*	31-1	.969	A-10 Champ (R/T); NCAA Final Four
1996-97	NJ Nets	26-56	.317	
1997-98	NJ Nets	43-39	.524	NBA Playoffs
1998-99	NJ Nets	3-17	.150	
2000-01	Memphis	21-15	.583	NIT Final Four
2001-02	Memphis	27-9	.750	C-USA Div. Champ; NIT Champ
2002-03	Memphis	23-7	.767	C-USA Nat'l Div. Champ; NCAA
2003-04	Memphis	22-8	.733	C-USA Champ (R); NCAA 2nd Rd.
2004-05	Memphis	22-16	.579	NIT Final Four
2005-06	Memphis	33-4	.892	C-USA Champ (R/T); NCAA Reg. Finals
2006-07	Memphis	33-4	.892	C-USA Champ (R/T); NCAA Reg. Finals
2007-08	Memphis*	0-1	.000	C-USA Champ (R/T); NCAA Finals
2008-09	Memphis	33-4	.892	C-USA Champ (R/T); NCAA Sweet 16
2009-10	Kentucky	35-3	.921	SEC Champ (R/T); NCAA Reg. Finals
2010-11	Kentucky	29-9	.743	SEC Champ (T); NCAA Final Four
2011-12	Kentucky	38-2	.950	SEC Champ (R); NCAA Champion
2012-13	Kentucky	7-3	.700	

NCAA Totals 512-155 .768

*-season includes games later vacated due to NCAA sanctions; actual on-court records were 35-2 in 1995-96 and 38-2 in 2007-08. NCAA Tournament appearances were also vacated in 1996 and 2008. Actual on-court won-lost record overall is 554-157 for a .779 winning percentage.

Cal in Conference

SEC Coaches	Conference Championships	Tournament Championships	Conference Coach of the Year
Anthony Grant, Alabama	3	2	1
Mike Anderson, Arkansas	1	0	1
Tony Barbee, Auburn	1	0	1
Billy Donovan, Florida	4	3	2
Mark Fox, Georgia	4	1	3
John Calipari, Kentucky	12	11	7
Johnny Jones, LSU	-	2	-
Frank Haith, Missouri	-	1	1
Andy Kennedy, Ole Miss	0	0	2
Rick Ray, Mississippi State	0	0	0
Frank Martin, South Carolina	0	0	1
Cuonzo Martin, Tennessee	1	0	1
Billy Kennedy, Texas A&M	4	2	3
Kevin Stallings, Vanderbilt	2	3	3
TOTALS	32	25	26

CALIPARI VS. ALL OPPONENTS

Alabama.....	5-2	Keene State.....	1-0	Samford.....	3-0
Arizona.....	1-1	Kentucky.....	2-4	Santa Clara.....	1-0
Arizona State.....	0-1	Lafayette (Pa.).....	1-0	Savannah State.....	1-0
Arkansas.....	5-3	Lamar.....	4-0	Seton Hall.....	1-0
Arkansas-Little Rock.....	3-0	LaSalle.....	3-0	Siena.....	4-0
Arkansas-Pine Bluff.....	1-0	LIU Brooklyn.....	1-0	SMU.....	8-0
Arkansas State.....	4-0	Lipscomb.....	1-0	South Carolina.....	7-1
Auburn.....	3-0	Long Beach State.....	1-0	South Connecticut.....	1-0
Austin Peay.....	6-1	Louisiana-Lafayette.....	2-0	Southeastern Louisiana.....	1-0
Baylor.....	1-1	Louisiana Tech.....	1-1	Southern Cal.....	3-0
Belmont.....	1-0	Louisville.....	10-5	Southern Miss.....	15-4
Boston University.....	5-1	LSU.....	4-0	Southwest Texas State.....	1-0
Boston College.....	2-0	Loyola.....	1-0	St. Bonaventure.....	17-1
Bradley.....	1-0	Lowell.....	2-1	St. John's.....	1-0
Bucknell.....	1-0	Manhattan.....	2-0	St. Joseph's.....	15-5
Buffalo.....	1-0	Marist.....	2-0	St. Mary's.....	1-0
BYU.....	1-0	Marshall.....	5-0	St. Peter's.....	1-0
Cal State Northridge.....	1-0	Marquette.....	3-1	Stanford.....	3-2
Central Connecticut State.....	2-0	Maryland.....	5-3	Syracuse.....	3-2
Charlotte.....	2-3	Massachusetts.....	1-0	TCU.....	5-1
Chattanooga.....	2-0	Memphis.....	1-0	Temple.....	13-11
Christian Brothers.....	2-0	Miami (Fla.).....	0-1	Tennessee.....	9-4
Cincinnati.....	5-7	Miami (Ohio).....	2-0	Tennessee Martin.....	4-0
Cleveland State.....	2-0	Michigan State.....	1-0	Tennessee Tech.....	1-0
Coastal Carolina.....	1-0	Middle Tennessee.....	3-0	Texas.....	1-2
Colorado.....	1-1	Mississippi.....	7-4	Texas A&M.....	1-0
Colorado State.....	1-1	Mississippi State.....	4-0	Texas Arlington.....	1-0
Connecticut.....	2-4	Mississippi Valley State.....	1-0	Towson State.....	1-0
Coppin State.....	1-0	Missouri.....	1-2	Tulane.....	15-0
Cornell.....	1-0	Morehead State.....	2-0	Tulsa.....	11-1
Dartmouth.....	1-0	Murray State.....	1-0	UAB.....	14-3
Dayton.....	1-0	Nevada.....	1-0	UCF.....	6-0
DePaul.....	4-2	New Hampshire.....	5-0	UCLA.....	2-1
Detroit.....	1-0	New Mexico.....	1-0	UNC Asheville.....	1-0
Drexel.....	2-0	New Orleans.....	1-0	UNC Greensboro.....	1-0
Duke.....	0-2	North Carolina.....	4-1	UNC Wilmington.....	1-0
Duquesne.....	11-4	North Carolina State.....	1-0	USF.....	9-1
East Carolina.....	7-0	North Texas.....	1-0	Utah.....	1-1
East Tennessee State.....	3-0	Northeastern.....	2-1	UTEP.....	6-0
Eastern Kentucky.....	1-0	Northwestern State.....	2-0	Vanderbilt.....	6-2
Fairfield.....	1-0	Notre Dame.....	1-1	Vermont.....	2-0
Florida.....	8-1	Oakland.....	1-0	Villanova.....	2-0
Florida State.....	1-1	Ohio State.....	1-1	Virginia.....	0-1
Florida Tech.....	0-1	Oklahoma.....	4-1	Virginia Tech.....	2-0
Fordham.....	5-0	Oklahoma State.....	0-2	Wake Forest.....	2-1
Furman.....	1-0	Old Dominion.....	2-0	Washington.....	1-0
George Mason.....	1-0	Oral Roberts.....	1-0	Western Kentucky.....	2-0
Georgetown.....	2-1	Oregon State.....	1-0	West Virginia.....	11-7
George Washington.....	8-9	Pennsylvania.....	3-0	Winthrop.....	2-0
Georgia.....	5-1	Penn State.....	4-4	Wisconsin-Milwaukee.....	1-0
Georgia Tech.....	1-1	Pepperdine.....	1-0	Wofford.....	1-0
Gonzaga.....	4-0	Pittsburgh.....	2-1	Xavier.....	2-2
Hartford.....	2-0	Portland.....	3-0	Yale.....	1-0
Harvard.....	1-0	Princeton.....	2-0		
Holy Cross.....	4-1	Providence.....	1-1		
Houston.....	17-3	Purdue.....	2-1		
Howard.....	1-0	Radford.....	1-0		
Illinois.....	1-1	Rhode Island.....	16-2		
Indiana.....	3-1	Rice.....	4-0		
Iowa.....	0-1	Richmond.....	1-0		
Iowa State.....	2-0	Rider.....	1-0		
Jackson State.....	2-0	Rutgers.....	11-4		
Kansas.....	2-3	Saint Louis.....	4-3		
Kansas State.....	1-0	Sam Houston State.....	1-0		

SUPERLATIVES UNDER CALIPARI

TEAM

Most Points Scored

1. 108 Marist, 11/11/11
2. **104 LIU Brooklyn** **11/23/12**
104 Hartford, 12/29/09
4. 102 Sam HoustonSt., 11/19/09
102 Indiana 3/23/12

Fewest Points Allowed

1. 40 Radford, 11/23/11
2. 44 at Georgia, 1/24/12
44 vs. Tennessee, 1/31/12
44 vs. LSU, 1/15/11
44 vs. Drexel, 12/21/09

Field goals made

1. 46 Marist, 11/11/11
2. **42 LIU Brooklyn**, **11/23/12**
3. 41 Hartford, 12/29/09
4. **40 Lafayette** **11/16/12**
5. 38 vs Wake Forest, 3/20/10

Field goals attempted

1. 77 Arkansas, 1/23/10
2. 75 Marist, 11/11/11
3. 71 at Arkansas, 2/23/11
71 at Georgia, 1/08/11
5. 70 LSU, 1/15/11
70 at Florida, 1/12/10

Field-goal percentage (20 made)

1. **.697 LIU Brooklyn**, **11/23/12 (42-62)**
2. **.645 Lafayette**, **11/16/12 (40-62)**
3. .613 Marist, 11/11/11 (46-75)
4. .603 vs Wake Forest, 3/20/10 (38-63)
.603 Hartford, 12/29/09 (41-68)

3-point field goals made

1. 15 vs. Georgia, 3/1/12
15 vs East Tennessee State, 3/18/10
3. 14 Hartford, 12/29/09
4. 13 East Tennessee State, 11/12/10
5. 12 Chattanooga, 12/17/11
12 vs North Carolina, 3/27/11
12 Winthrop University, 12/22/10
12 Vanderbilt, 1/30/10

3-point field goals attempted

1. 33 Chattanooga, 12/17/11
33 vs East Tennessee State, 3/18/10
33 Arkansas, 1/23/10
4. 32 vs West Virginia, 3/27/10
5. 28 Hartford, 12/29/09
28 Vanderbilt, 3/11/12

3-point FG percentage (10 made)

1. .625 Boston, 11/30/10 (10-16)
2. **.579 Lafayette** **11/16/12 (11-19)**
3. .556 vs. Georgia, 3/1/12 (15-27)
.556 Ole Miss, 2/18/12 (10-18)
5. .550 South Carolina, 2/19/11 (11-20)

Free throws made

1. 35 vs. Indiana, 3/23/12
2. 32 Louisville, 12/31/11
3. 30 vs. Baylor, 3/25/12
4. **31 vs. Morehead State** **11/21/12**
31 Indiana, 12/11/10

Free throws attempted

1. 44 Indiana, 12/11/10
44 vs. Baylor 3/25/12
3. 43 Louisville, 12/31/11
4. **41 vs. Morehead State** **11/21/12**
5. 40 Alabama, 1/21/12

Free-throw percentage (10 made)

1. 1,000 Florida, 2/7/12 (11-11)
1,000 Austin Peay, 12/19/09 (18-18)
3. .946 Indiana 3/23/12 (30-44)
4. .895 Drexel, 12/21/09 (17-19)
5. .889 Tennessee, 1/31/12 (24-27)

Most rebounds

1. 59 Arkansas, 1/23/10
2. 57 Louisville, 12/31/12
3. 53 at LSU, 2/06/10
4. 52 at Mississippi State, 2/16/10
5. 51 Radford, 11/23/11
51 Marist, 11/11/11
51 East Tennessee State, 11/12/10
51 vs West Virginia, 3/27/10

Most assists

1. 30 Hartford, 12/29/09
2. **28 LIU Brooklyn**, **11/23/12**
28 vs UNC-Asheville, 11/30/09
4. 27 vs East Tennessee State, 3/18/10
5. 24 Marist, 11/11/11

Most steals

1. **15 vs. Lafayette**, **11/16/12**
2. 13 vs. UConn, 12/09/09
3. **12 vs. Lipscomb** **12/15/12**
12 vs. Portland, 11/26/11
12 vs. Cornell, 3/25/10
12 vs. Georgia, 1/09/10
12 vs UNC-Asheville, 11/30/09

Most blocked shots

1. 18 St. John's, 12/1/11
2. 14 at Georgia, 3/03/10
3. 13 Arkansas, 1/17/12
13 vs. Kansas, 11/15/11
13 Marist, 11/11/11

Fewest turnovers

1. 3 at South Carolina, 2/4/12
2. 4 vs. Portland, 11/26/11
3. 6 at Vanderbilt, 2/11/12
6 at LSU, 1/28/12,
6 vs. Florida, 3/13/11
6 vs. Indiana, 12/11/10

SUPERLATIVES UNDER CALIPARI

INDIVIDUAL

Most points

1.	35	Terrence Jones vs. Auburn,	1/11/11
2.	32	Doron Lamb vs. Winthrop,	12/22/10
3.	30	Brandon Knight vs. W. Virginia,	3/19/11
4.	29	Eric Bledsoe vs. E. Tenn. St.,	03/18/10
	29	Terrence Jones vs. Oklahoma,	11/22/10

Field goals made

1.	8	Terrence Jones vs. Oklahoma,	11/22/10
2.	11	Doron Lamb vs. Winthrop,	12/22/10
	11	Terrence Jones vs. Auburn,	1/11/11
4.	10	13 tied	

Field goals attempted

1.	23	Brandon Knight at Arkansas,	2/23/11
	23	Brandon Knight vs. UConn,	4/02/11
3.	20	Brandon Knight vs. W. Virginia,	3/19/11
4.	19	Terrence Jones vs. E. Tenn. St.,	11/12/10
5.	18	Six tied	

Field-goal percentage (8 made)

1.	.917	Doron Lamb vs. Winthrop,	2/22/10 (11-12)
2.	.909	Anthony Davis vs. Vanderbilt,	2/25/12 (10-11)
3.	.900	Alex Poythress vs. Lafayette	11/16/12 (9-10)
	.900	DeMarcus Cousins vs Wake Forest,	3/20/10 (9-10)
	.900	Anthony Davis at South Carolina,	2/4/12 (9-10)
	.900	Patrick Patterson vs East Tennessee State	3/18/10 (9-10)

3-point field goals made

1.	8	Eric Bledsoe vs. East Tenn. St.,	3/18/10
2.	7	Doron Lamb vs. Winthrop,	12/22/10
	7	Kyle Wiltjer vs. Lafayette	11/16/12
	7	Kyle Wiltjer vs. Lipscomb	12/15/12
5.	6	Darius Miller vs. South Carolina,	2/19/11
	6	Darnell Dodson vs. Hartford,	12/29/09

3-point field goals attempted

1.	11	Kyle Wiltjer vs. Lafayette	11/16/12
	11	Brandon Knight vs. North Carolina,	3/27/11
	11	Brandon Knight vs. UConn,	4/02/11
4.	10	Darnell Dodson vs. Hartford,	12/29/09
5.	9	Five tied	
		Most Recent: Kyle Wiltjer vs. Lipscomb	12/15/12

3-point FG percentage (6 made)

1.	.889	Eric Bledsoe vs. East Tennessee State	3/18/10 (8-9)
2.	.875	Doron Lamb vs. Winthrop	12/22/10 (7-8)
3.	.778	Kyle Wiltjer vs. Lipscomb	12/15/12 (7-9)
4.	.750	Darius Miller vs. South Carolina,	2/19/11 (6-8)
5.	.636	Kyle Wiltjer vs. Lafayette	11/16/12 (7-11)

Free throws made

1.	12	Archie Goodwin vs. Morehead State,	11/21/12
	12	Anthony Davis vs. Louisville,	12/31/11
3.	11	Terrence Jones vs. St. Johns,	12/1/11
	11	Terrence Jones vs. LSU,	1/15/11
5.	10	Michael Kidd-Gilchrist vs. Indiana,	3/23/12
	10	Brandon Knight vs. Indiana,	12/11/10
	10	John Wall vs. Miami,	11/16/09

Free throws attempted

1.	17	Archie Goodwin vs. Morehead State,	11/21/12
	17	DeMarcus Cousins vs. Tenn.,	3/13/10
3.	16	Deandre Liggins vs. Indiana,	12/11/10
	16	Terrence Jones vs. St. Johns,	12/1/11
5.	15	Terrence Jones at Tennessee,	3/06/11

Free-throw percentage (6 made)

1.	1.000	20 tied	
		Most Recent: Alex Poythress vs. Morehead St.,	11/21/12 (8-8)
		Most FT Made: Michael Kidd-Gilchrist vs. Indiana,	3/23/12 (10-10)

Most rebounds

1.	19	Michael Kidd-Gilchrist vs. Louisville	12/31/11
2.	18	DeMarcus Cousins vs. Louisville,	1/02/10
	18	DeMarcus Cousins vs. Sam Houston	11/19/09
	18	Anthony Davis vs. Chattanooga,	12/17/11
	18	Patrick Patterson vs. Rider,	11/21/09

Most assists

1.	16	John Wall vs. Hartford,	12/29/09
2.	14	John Wall vs. UNC Asheville,	11/30/09
3.	11	John Wall vs. East Tenn. St.,	3/18/10
	11	John Wall vs. Rider,	11/21/09
5.	10	Julius Mays vs. Lafayette	11/16/12
	10	Marquis Teague vs. Florida	2/7/12

Most steals

1.	6	Nerlens Noel vs. Baylor	12/1/12
	6	John Wall vs. UNC Asheville,	11/30/09
	6	John Wall vs. UConn,	12/09/09
4.	5	Darius Miller at Portland,	11/19/10
	5	Deandre Liggins vs. Tennessee,	2/08/11
	5	John Wall vs. Mississippi State,	3/14/10

Most blocked shots

1.	8	Anthony Davis vs. St. Johns,	12/1/11
	8	Anthony Davis at South Carolina,	2/4/12
3.	7	Nerlens Noel vs. Lipscomb,	12/15/12
	7	Nerlens Noel vs. Portland,	12/8/12
	7	Anthony Davis at Vanderbilt,	2/11/12
	7	Anthony Davis vs. Tennessee,	1/31/12
	7	Anthony Davis vs. Arkansas,	1/17/12
	7	Anthony Davis vs. South Carolina,	1/07/12
	7	Anthony Davis vs Kansas,	11/15/11

KENTUCKY BASKETBALL PLAYER BIOS



**Twany
Beckham**

11

6-4 1/2 • 202 • Sr.
Louisville, Ky.
(Mississippi St.)
@TB_UK11

Season Update: Saw first action of the season against Lafayette logging four minutes and scoring his first career points at UK on a lay-up ... Saw 11 minutes of action in annual Blue-White Scrimmage grabbing a rebound and tallying two steals.

Career Highlights: Saw action in 16 games last season, pulling down eight rebounds ... Appeared in UK's win over WKU in the NCAA Tournament ... Saw action in the SEC Championship against Vanderbilt ... Played in 14 games for Mississippi State in 2010-11 before transferring to Kentucky at the conclusion of the fall semester ... Started five of the 14 games he played ... Had a career-high nine points against Detroit ... Career-best seven assists versus Appalachian State ... Redshirted the 2009-10 season after having surgery on both hips to remove bone spurs ... Appeared in 33 games as a freshman at Mississippi State ... Logged a total of 33 minutes in the SEC Tournament and averaged 1.5 points, 2.0 rebounds and dished out three assists.

SEASON/CAREER HIGHS

Points	
Season	2, vs. Lafayette (11/16/12)
Career	9, vs. Detroit (11/22/10)
Rebounds	
Season	0
Career	5, three times
Field Goals	
Season	1, vs. Lafayette (11/16/12)
Career	4, vs. Detroit (11/22/10)
Field Goal Attempts	
Season	1, vs. Lafayette (11/16/12)
Career	8, vs. Detroit (11/22/10)
Three-Point Field Goals	
Season	0
Career	1, vs. Washington St. (12/22/10)
Three-Point Attempts	
Season	0
Career	2, vs. Washington St. (12/22/10)
Free Throws	
Season	0
Career	4, twice
Free Throw Attempts	
Season	0
Career	6, at St. Bonaventure (11/25/08)
Assists	
Season	1, vs. Lafayette (11/16/12)
Career	7, vs. Appalachian St. (11/19/10)
Steals	
Season	1, vs. Lafayette (11/16/12)
Career	3, twice
Blocked Shots	
Season	0
Career	1, twice
Minutes Played	
Season	4, vs. Lafayette (11/16/12)
Career	26, vs. Appalachian St. (11/19/10)

2012-13 Beckham Game-by-Game

Opponent	Min	FG-A	Pct	3PT-A	Pct	FT-A	Pct	O-D-T	PF	A	TO	BS	ST	Pts
vs. Maryland [Brklyn]						DNP								
vs. Duke [Atlanta]						DNP								
LAFAYETTE	4	1-1	1.000	0-0	.000	0-1	.000	0-0-0	0	1	0	0	1	2
MOREHEAD STATE						DNP								
LIU BROOKLYN						DNP								
at Notre Dame						DNP								
BAYLOR						DNP								
SAMFORD						DNP								
PORTLAND	1	0-0	.000	0-0	.000	0-0	.000	0-0-0	0	0	0	0	0	0
LIPSCOMB	2	0-0	.000	0-0	.000	0-0	.000	0-1-1	1	0	0	0	0	0
MARSHALL														
at Louisville														
EASTERN MICHIGAN														
at Vanderbilt														
TEXAS A&M														
TENNESSEE														
at Auburn														
at Alabama														
LSU														
at Ole Miss														
at Texas A&M														
SOUTH CAROLINA														
AUBURN														
at Florida														
at Tennessee														
VANDERBILT														
MISSOURI														
MISSISSIPPI STATE														
at Arkansas														
at Georgia														
FLORIDA														


MISCELLANEOUS	2012-13	CAR
Dunks	0	n/a
Double-Figure Scoring Games	0	0
Double-Figure Rebounding Games	0	0
Games With Double-Double	0	0
Games Led UK in Scoring	0	0
Games Led UK in Rebounding	0	0
Games Led UK in Assists	0	0
Games With 3+ Assists	0	10
Games With 3+ Blocks	0	0
Games With 3+ Steals	0	2
Games With 3+ Three-Pointers	0	0



Beckham's Career Stats

Year	GP-S	Min.-Avg.	FG-A	Pct.	3FG-A	Pct.	FT-A	Pct.	Reb.-Avg.	PF-D	A	TO	Blk	Stl	Pts.-Avg.
2008-09 (MSU)	33-0	277-8.4	19-52	.365	0-6	.000	16-32	.500	48-1.5	23-0	39	37	1	13	54-1.6
2010-11 (MSU)	14-5	220-15.7	18-52	.346	1-7	.143	3-6	.500	31-2.2	21-0	29	23	1	16	40-2.9
2011-12	16-0	44-2.8	0-1	.000	0-0	.000	0-0	.000	8-0.6	0-0	2	1	0	1	0-0.0
2012-13	3-0	7-2.3	1-1	1.000	0-0	.000	0-1	.000	1-0.3	1-0	1	0	0	1	2-0.7
TOTAL	76-5	548-7.2	38-106	.358	1-13	.077	19-39	.462	88-1.2	45-0	71	61	2	31	96-1.3

KENTUCKY BASKETBALL PLAYER BIOS



**Willie
Cauley-
Stein**

15

7-0 • 244 • Fr.
Olathe, Kan.
(Northwest)

Season Update: Recorded career-best four assists and tied personal best three steals against Lipscomb ... Pulled down seven rebounds and blocked three shots in win over Portland ... Posted UK's first double-double of the season with 12 points and 12 rebounds to go with four blocks against Samford ... Recorded six points, seven rebounds and two blocks against Baylor ... Totaled 12 points, eight rebounds and four blocks in win over LIU Brooklyn ... Scored a personal-best 14 points against Lafayette ... Tallied eight points, six rebounds and four blocks in his collegiate debut against Maryland ... Posted eight points, nine rebounds, three steals and two blocks in 27 minutes off the bench against Northwood ... Scored 12 points and registered three steals in exhibition against Transylvania ... Averaged 10.0 points, 6.5 rebounds and three assists, while shooting .875 (7-of-8) from the field in exhibition play.

High School: Averaged 15.8 points and 8.5 rebounds as a junior ... Ranked the 10th best center in the country by Scout.com and ESPNU Recruiting and the sixth best by Rivals.com ... Ranked 20th overall by Scout, while ESPNU rated him at 32nd and Rivals at 39th. He also stars on the football field, catching 57 passes for 1,140 yards and 14 touchdowns through nine games in 2011 as a wide receiver.

SEASON/CAREER HIGHS

Points	
Season	14, vs. Lafayette (11/16/12)
Career	14, vs. Lafayette (11/16/12)

Rebounds	
Season	12, vs. Samford (12/4/12)
Career	12, vs. Samford (12/4/12)

Field Goals	
Season	6, vs. Lafayette (11/16/12)
Career	6, vs. Lafayette (11/16/12)

Field Goal Attempts	
Season	10, vs. Samford (12/4/12)
Career	10, vs. Samford (12/4/12)

Three-Point Field Goals	
Season	0
Career	0

Three-Point Attempts	
Season	0
Career	0

Free Throws	
Season	2, five times
Career	2, five times

Free Throw Attempts	
Season	5, twice
Career	5, twice

Assists	
Season	4, vs. Lipscomb (12/15/12)
Career	4, vs. Lipscomb (12/15/12)

Steals	
Season	3, twice
Career	3, twice

Blocked Shots	
Season	4, three times
Career	4, three times

Minutes Played	
Season	28, vs. Maryland (11/9/12)
Career	28, vs. Maryland (11/9/12)

MISCELLANEOUS	2012-13	CAR
Dunks	18	18
Double-Figure Scoring Games	3	3
Double-Figure Rebounding Games	1	1
Games With Double-Double	1	1
Games Led UK in Scoring	0	0
Games Led UK in Rebounding	1	1
Games Led UK in Blocks	2	2
Games With 3+ Assists	1	1
Games With 3+ Blocks	3	3
Games With 3+ Steals	2	2
Games With 3+ Three-Pointers	0	0

2012-13 Cauley-Stein Game-by-Game


Opponent	Min	FG-A	Pct	3PT-A	Pct	FT-A	Pct	O-D-T	PF	A	TO	BS	ST	Pts
vs. Maryland [Brklyn]	28	3-6	.500	0-0	.000	2-4	.500	2-4-6	2	2	2	4	0	8
vs. Duke [Atlanta]	6	2-3	.667	0-0	.000	0-1	.000	0-0-0	3	0	1	0	0	4
LAFAYETTE	24	6-9	.667	0-0	.000	2-2	1.000	2-2-4	0	0	1	0	2	14
MOREHEAD STATE	21	1-3	.333	0-0	.000	0-0	.000	0-4-4	1	1	2	1	0	2
LIU BROOKLYN	25	5-7	.714	0-0	.000	2-5	.400	3-5-8	2	1	0	4	0	12
at Notre Dame	18	3-4	.750	0-0	.000	0-0	.000	1-0-1	0	1	1	0	0	6
BAYLOR	13	3-7	.429	0-0	.000	0-2	.000	3-4-7	4	0	2	2	0	6
SAMFORD	22	5-10	.500	0-0	.000	2-5	.400	6-6-12	0	1	0	4	3	12
PORTLAND	19	2-4	.500	0-0	.000	0-2	.000	3-4-7	4	0	2	3	2	4
LIPSCOMB	20	3-4	.750	0-0	.000	2-3	.667	0-2-2	1	4	2	1	3	8
MARSHALL														
at Louisville														
EASTERN MICHIGAN														
at Vanderbilt														
TEXAS A&M														
TENNESSEE														
at Auburn														
at Alabama														
LSU														
at Ole Miss														
at Texas A&M														
SOUTH CAROLINA														
AUBURN														
at Florida														
at Tennessee														
VANDERBILT														
MISSOURI														
MISSISSIPPI STATE														
at Arkansas														
at Georgia														
FLORIDA														



Cauley-Stein's Career Stats

Year	GP-S	Min.-Avg.	FG-A	Pct.	3FG-A	Pct.	FT-A	Pct.	Reb.-Avg.	PF-D	A	TO	Blk	Stl	Pts.-Avg
2012-13	10-0	196-19.6	33-57	.579	0-0	.000	10-24	.417	51-5.1	17-0	10	13	19	10	76-7.6
TOTAL	10-0	196-19.6	33-57	.579	0-0	.000	10-24	.417	51-5.1	17-0	10	13	19	10	76-7.6

KENTUCKY BASKETBALL PLAYER BIOS



**Archie
Goodwin**

10

6-4 1/2 • 198 • Fr.
Little Rock, Ark.
(Sylvan Hills)
@A1LaFlare10

Season Update: Has scored in double-figures in nine-of-10 games this season ... Scored game-high 15 points while adding eight rebounds, four assists and two steals vs. Portland ... Posted game-high 17 points against Samford while grabbing three rebounds, dishing out four assists and recording three steals ... Scored a game-high 17 points while grabbing six rebounds, dishing out five assists and posting two steals against Baylor ... Grabbed seven rebounds and handed out five assists against Notre Dame ... Became third UK freshman under Calipari to begin his career with five-straight double-figure games ... Narrowly missed the second triple-double in UK history against LIU Brooklyn with 22 points, nine rebounds and nine assists ... Had a career game against Morehead St., with career highs in points (28), blocks (3) free throws (12) and free throws attempted (17) ... Tied career highs in rebounds (6) and assists (4) against Morehead ... Scored 13 points while dishing out three assists against Lafayette ... Tallied 16 points, while pulling down a personal-best six rebounds and dishing a career-best four assists against Duke ... Scored 16 points in his collegiate debut against Maryland ... Hit 9-of-11 from the free throw line against the Terrapins ... Connected on the only 3-pointer he attempted ... Hit 8-of-9 free throws ... Scored team-high 22 points while dishing out five assists, grabbing four rebounds and blocking three shots in exhibition against Northwood ... Hit 7-of-8 free throws ... Tallied 10 points, six rebounds, three assists and two steals against Transy ... Averaged 16.0 points, 5.0 rebounds, 4.0 assists and 2.0 blocks in exhibition season.

High School: Notched Parade All-America accolades ... Named Arkansas' Mr. Basketball ... Tabbed the Gatorade State Player of the Year in Arkansas and was a McDonalds All-America selection ... Scout.com ranks him the third best shooting guard and 14th overall player in his class ... ESPNU tabbed him as the fourth best shooting guard and the 15th player overall ... Ranked as the fifth best shooting guard in the country and 15th overall by Rivals.com.

SEASON/CAREER HIGHS

Points	
Season	28, vs. Morehead St. (11/21/12)
Career	28, vs. Morehead St. (11/21/12)
Rebounds	
Season	9, vs. LIU Brooklyn (11/23/12)
Career	9, vs. LIU Brooklyn (11/23/12)
Field Goals	
Season	8, twice
Career	8, twice
Field Goal Attempts	
Season	14, vs. LIU Brooklyn (11/23/12)
Career	14, vs. LIU Brooklyn (11/23/12)
Three-Point Field Goals	
Season	2, twice
Career	2, twice
Three-Point Attempts	
Season	4, vs. Samford (12/4/12)
Career	4, vs. Samford (12/4/12)
Free Throws	
Season	12, vs. Morehead St. (11/21/12)
Career	12, vs. Morehead St. (11/21/12)
Free Throw Attempts	
Season	17, vs. Morehead St. (11/21/12)
Career	17, vs. Morehead St. (11/21/12)
Assists	
Season	9, vs. LIU Brooklyn (11/23/12)
Career	9, vs. LIU Brooklyn (11/23/12)
Steals	
Season	3, vs. Samford (12/4/12)
Career	3, vs. Samford (12/4/12)
Blocked Shots	
Season	3, vs. Morehead St. (11/21/12)
Career	3, vs. Morehead St. (11/21/12)
Minutes Played	
Season	37, three times
Career	37, three times

2012-13 Goodwin Game-by-Game

Opponent	Min	FG-A	Pct	3PT-A	Pct	FT-A	Pct	O-D-T	PF	A	TO	BS	ST	Pts
vs. Maryland [Brklyn]	Start37	3-8	.375	1-1	1.000	9-11	.818	0-2-2	1	2	3	0	0	16
vs. Duke [Atlanta]	Start37	5-12	.417	1-2	.500	5-8	.625	1-5-6	4	4	4	1	0	16
LAFAYETTE	Start25	5-8	.625	2-3	.667	1-3	.333	1-2-3	2	3	3	1	1	13
MOREHEAD STATE	Start36	8-13	.615	0-0	.000	12-17	.706	1-5-6	1	4	4	3	0	28
LIU BROOKLYN	Start36	8-14	.571	1-1	1.000	5-7	.714	1-8-9	2	9	3	1	2	22
at Notre Dame	Start32	1-7	.143	0-0	.000	1-2	.500	0-7-7	2	5	2	1	1	3
BAYLOR	Start37	5-11	.455	0-1	.000	7-12	.583	3-3-6	5	5	5	0	2	17
SAMFORD	Start25	6-11	.545	2-4	.500	4-4	1.000	0-3-3	2	4	1	0	3	18
PORTLAND	Start33	6-12	.500	0-1	.000	3-5	.600	3-5-8	3	4	4	0	2	15
LIPSCOMB	Start22	5-9	.556	0-2	.000	0-3	.000	1-3-4	3	4	3	2	0	10
MARSHALL														
at Louisville														
EASTERN MICHIGAN														
at Vanderbilt														
TEXAS A&M														
TENNESSEE														
at Auburn														
at Alabama														
LSU														
at Ole Miss														
at Texas A&M														
SOUTH CAROLINA														
AUBURN														
at Florida														
at Tennessee														
VANDERBILT														
MISSOURI														
MISSISSIPPI STATE														
at Arkansas														
at Georgia														
FLORIDA														

MISCELLANEOUS	2012-13	CAR
Dunks	10	10
Double-Figure		
Scoring Games	9	9
Double-Figure		
Rebounding Games	0	0
Games With		
Double-Double	0	0
Games Led UK		
in Scoring	5	5
Games Led UK		
in Rebounding	2	2
Games Led UK		
in Assists	6	6
Games With		
3+ Assists	9	9
Games With		
3+ Blocks	1	1
Games With		
3+ Steals	1	1
Games With		
3+ Three-Pointers	0	0



Goodwin's Career Stats

Year	GP-S	Min.-Avg.	FG-A	Pct.	3FG-A	Pct.	FT-A	Pct.	Reb.-Avg.	PF-D	A	TO	Blk	Stl	Pts.-Avg
2012-13	10-10	320-32.0	52-105	.495	7-15	.467	47-72	.653	54-5.4	25-1	44	32	9	11	158-15.8
TOTAL	10-10	320-32.0	52-105	.495	7-15	.467	47-72	.653	54-5.4	25-1	44	32	9	11	158-15.8

KENTUCKY BASKETBALL PLAYER BIOS



Ryan Harrow

12

6-2 • 170 • So.
Marietta, Ga.
(N.C. State)

Season Update: Totaled personal bests in a UK uniform against Lipscomb with 12 points in 31 minutes ... Finished Portland game with eight points, four rebounds and six assists ... In 21 minutes against Samford, dished out four assists ... In 18 minutes vs. Baylor, scored two points, while grabbing three rebounds and handing out two assists ... Tallied two points, a rebound and a steal in nine minutes against Notre Dame, his first action since the season opener ... Limited to just 10 minutes in the season-opener against Maryland due to flu-like symptoms ... Dished out two assists and blocked a shot against the Terrapins ... Scored 15 points while dishing out a game-high five assists and charting four steals in exhibition vs. Northwood ... Tallied 12 points, four rebounds, four assists against Transy, while shooting 5-of-5 from the field ... Averaged 13.5 ppg, 4.5 assists and 2.5 steals in exhibition play.

Career Highlights: Sat out the 2011-12 season due to NCAA guidelines for transfers ... Started seven of the final eight games of the season at point guard, and 10 of the last 15 overall ... He came off the bench in the first 16 games of the season at NC State ... Tied for fourth on the team in scoring (9.3) and second with 3.3 assists per game ... Ranked seventh in the ACC in assist/turnover ratio (1.9) ... Would have led the ACC in free throw percentage, but he did not have enough made free throws (2.5 per game) ... Hit 87.0 percent (67-77) from the line ... Scored 12 points in the ACC Tournament against Maryland ... Earned his first career start at Florida State, scoring 17 points in 21 minutes ... Named the ACC Rookie of the Week on Dec. 15 after his performance against USC Upstate ... Came off the bench to score a career-best 20 points on 10-of-13 shooting ... Also dished out five assists to zero turnovers and added three steals ... Recorded his first career double-double when he had 11 points and 10 assists against East Carolina at the Charleston Classic.

SEASON/CAREER HIGHS

Points	
Season	12, vs. Lipscomb (12/15/12)
Career	20, vs. USC Upstate (12/11/10)
Rebounds	
Season	4, vs. Portland (12/8/12)
Career	5, vs. Florida St. (3/6/11)
Field Goals	
Season	6, vs. Lipscomb (12/15/12)
Career	10, vs. USC Upstate (12/11/10)
Field Goal Attempts	
Season	13, vs. Lipscomb (12/15/12)
Career	13, three times
Three-Point Field Goals	
Season	1, vs. Portland (12/8/12)
Career	1, 13 times
Three-Point Attempts	
Season	3, vs. Lipscomb (12/15/12)
Career	4, three times
Free Throws	
Season	1, vs. Portland (12/8/12)
Career	9, vs. Youngstown St. (12/16/10)
Free Throw Attempts	
Season	3, vs. Portland (12/8/12)
Career	10, vs. Youngstown St. (12/16/10)
Assists	
Season	6, vs. Portland (12/8/12)
Career	10, vs. E. Carolina (11/18/10)
Steals	
Season	2, vs. Lipscomb (12/15/12)
Career	3, three times
Blocked Shots	
Season	1, vs. Maryland (11/9/12)
Career	1, five times
Minutes Played	
Season	31, vs. Lipscomb (12/15/12)
Career	34, twice

2012-13 Harrow Game-by-Game

Opponent	Min	FG-A	Pct	3PT-A	Pct	FT-A	Pct	O-D-T	PF	A	TO	BS	ST	Pts
vs. Maryland [Brklyn]	Start10	0-4	.000	0-2	.000	0-0	.000	0-0-0	2	2	1	1	0	0
vs. Duke [Atlanta]														
LAFAYETTE														
MOREHEAD STATE														
LIU BROOKLYN														
at Notre Dame	9	1-4	.250	0-1	.000	0-0	.000	0-1-1	0	0	1	0	1	2
BAYLOR	18	1-9	.111	0-2	.000	0-0	.000	0-3-3	0	2	0	0	1	2
SAMFORD	21	1-2	.500	0-1	.000	0-2	.000	0-0-0	2	4	0	0	0	2
PORTLAND	25	3-8	.375	1-2	.500	1-3	.333	0-4-4	3	6	1	0	1	8
LIPSCOMB	Start31	6-13	.462	0-3	.000	0-0	.000	1-0-1	2	2	0	0	2	12
MARSHALL														
at Louisville														
EASTERN MICHIGAN														
at Vanderbilt														
TEXAS A&M														
TENNESSEE														
at Auburn														
at Alabama														
LSU														
at Ole Miss														
at Texas A&M														
SOUTH CAROLINA														
AUBURN														
at Florida														
at Tennessee														
VANDERBILT														
MISSOURI														
MISSISSIPPI STATE														
at Arkansas														
at Georgia														
FLORIDA														


MISCELLANEOUS	2012-13	CAR
Dunks	0	0
Double-Figure		
Scoring Games	1	14
Double-Figure		
Rebounding Games	0	0
Games With		
Double-Double	0	0
Games Led UK		
in Scoring	0	0
Games Led UK		
in Rebounding	0	0
Games Led UK		
in Assists	1	1
Games With		
3+ Assists	2	19
Games With		
3+ Blocks	0	0
Games With		
3+ Steals	0	3
Games With		
3+ Three-Pointers	0	0



Harrow's Career Stats

Year	GP-S	Min.-Avg.	FG-A	Pct.	3FG-A	Pct.	FT-A	Pct.	Reb.-Avg.	PF-D	A	TO	Blk	Stl	Pts.-Avg.
2010-11 (NCST)	29-10	666-23.0	96-246	.390	12-54	.222	67-77	.870	54-1.9	40-0	96	51	4	22	271-9.3
2011-12							DNP								
2012-13	6-2	114-19.0	12-40	.300	1-11	.091	1-5	.200	9-1.5	9-0	16	3	1	5	26-4.3
TOTAL	35-12	780-22.3	108-286	.378	13-65	.200	68-82	.829	63-1.8	49-0	112	54	5	27	297-8.5

KENTUCKY BASKETBALL PLAYER BIOS



Jon Hood

4

6-7 • 212 • Jr.
Madisonville, Ky.
(North Hopkins)
@hoodyhood4

Season Update: Nailed a 3 and grabbed a rebound in nine minutes against Lipscomb ... Hit a pair of 3s late in the game vs. Samford for a season-high six points ... Hit his only shot attempt in four minutes against Notre Dame ... Hit his first 3-pointer since Dec. 28, 2010 as he finished with three points, two steals and one rebound in seven minutes against LIU Brooklyn ... Played a season-best 11 minutes against Lafayette, grabbing two rebounds and tallied two steals ... Saw one minute of action against Duke, his first since injuring his knee at the beginning of the 2011-12 season ... Scored 17 points and added five assists in the Blue-White scrimmage ... Scored two points and grabbed a rebound in three minutes against Northwood ... Logged 14 minutes against Transy, charting two rebounds, two assists and a block.

Career Highlights: Missed 2011-12 season after suffering a torn ACL during summer workouts ... Played in 33 of 38 games, averaging 0.8 points and 0.7 rebounds as a sophomore ... Grabbed a rebound and a steal vs. Ole Miss in the SEC Tournament ... Hit his only shot attempt at Florida, a jumper as time expired in the first half, which brought UK within two ... Had a career-day against LSU by playing a career-high 20 minutes, pulling down a career-high four rebounds, dishing out a career-high three assists, and scoring two points to go with one steal ... Played in 17 games, averaging 1.2 points in his freshman season ... Totaled two points and a season-high three rebounds in UK's Second Rd. win over Wake Forest in New Orleans ... Grabbed two rebounds and made 2-of-2 free throws vs. ETSU at the NCAA Tournament ... Made 2-of-2 free throws and grabbed one rebound vs. Tennessee at the SEC Tournament.

SEASON/CAREER HIGHS

Points	
Season	6, vs. Samford (12/4/12)
Career	7 vs. Coppin State (12/28/10)
Rebounds	
Season	2, vs. Lafayette (11/16/12)
Career	4 vs. LSU (1/15/11)
Field Goals	
Season	2, vs. Samford (12/4/12)
Career	2, three times
Field Goal Attempts	
Season	3, vs. Samford (12/4/12)
Career	7 vs. Coppin State (12/28/10)
Three-Point Field Goals	
Season	2, vs. Samford (12/4/12)
Career	2, vs. Samford (12/4/12)
Three-Point Attempts	
Season	3, vs. Samford (12/4/12)
Career	4 vs. Coppin State (12/28/10)
Free Throws	
Season	0
Career	2, four times
Free Throw Attempts	
Season	0
Career	4 vs. Portland (11/19/10)
Assists	
Season	0
Career	3 vs. LSU (1/15/11)
Steals	
Season	2, twice
Career	2, twice
Blocked Shots	
Season	0
Career	1, twice
Minutes Played	
Season	11, vs. Lafayette (11/16/12)
Career	20 vs. LSU (1/15/11)

2012-13 Hood Game-by-Game

Opponent	Min	FG-A	Pct	3PT-A	Pct	FT-A	Pct	O-D-T	PF	A	TO	BS	ST	Pts
vs. Maryland [Brklyn]														
vs. Duke [Atlanta]	1	0-0	.000	0-0	.000	0-0	.000	0-0-0	0	0	0	0	0	0
LAFAYETTE	11	0-1	.000	0-0	.000	0-0	.000	0-2-2	1	0	1	0	2	0
MOREHEAD STATE														
LIU BROOKLYN	7	1-1	1.000	1-1	1.000	0-0	.000	1-0-1	0	0	0	0	2	3
at Notre Dame	4	1-1	1.000	0-0	.000	0-0	.000	0-0-0	2	0	0	0	0	2
BAYLOR	1	0-0	.000	0-0	.000	0-0	.000	0-0-0	0	0	0	0	0	0
SAMFORD	4	2-3	.667	2-3	.667	0-0	.000	0-1-1	0	0	0	0	0	6
PORTLAND	1	0-0	.000	0-0	.000	0-0	.000	0-0-0	0	0	0	0	0	0
LIPSCOMB	9	1-2	.500	1-2	.500	0-0	.000	0-1-1	1	0	1	0	0	3
MARSHALL														
at Louisville														
EASTERN MICHIGAN														
at Vanderbilt														
TEXAS A&M														
TENNESSEE														
at Auburn														
at Alabama														
LSU														
at Ole Miss														
at Texas A&M														
SOUTH CAROLINA														
AUBURN														
at Florida														
at Tennessee														
VANDERBILT														
MISSOURI														
MISSISSIPPI STATE														
at Arkansas														
at Georgia														
FLORIDA														

MISCELLANEOUS	2012-13	CAR
Dunks	0	2
Double-Figure Scoring Games	0	0
Double-Figure Rebounding Games	0	0
Games With Double-Double	0	0
Games Led UK in Scoring	0	0
Games Led UK in Rebounding	0	0
Games Led UK in Assists	0	0
Games With 3+ Assists	0	1
Games With 3+ Blocks	0	0
Games With 3+ Steals	0	0
Games With 3+ Three-Pointers	0	0



Hood's Career Stats

Year	GP-S	Min.-Avg.	FG-A	Pct.	3FG-A	Pct.	FT-A	Pct.	Reb.-Avg.	PF-D	A	TO	Bk	Stl	Pts.-Avg.
2009-10	17-0	74-4.4	6-19	.316	4-11	.364	4-4	1.000	12-0.7	6-0	6	4	0	1	20-1.2
2010-11	33-0	158-4.8	9-37	.243	3-19	.158	5-9	.556	22-0.7	11-0	4	2	2	3	26-0.8
2011-12															
2012-13	8-0	38-4.8	5-8	.625	4-6	.667	0-0	.000	5-0.6	4-0	0	2	0	4	14-1.8
TOTAL	58-0	270-4.7	20-64	.313	11-36	.306	9-13	.692	39-0.7	21-0	10	8	2	8	60-1.0

KENTUCKY BASKETBALL PLAYER BIOS



**Tod
Lanter**

21

6-2 • 189 • So.
Lexington, Ky.
(Gulf Coast State CC)
@tod_lanterIII

Season Update: Attempted first career 3-pointer against Portland ... Logged first career minutes against Lafayette ... Scored six points and pulled down three rebounds in Blue-White scrimmage ... Logged two minutes in exhibition against Northwood ... Saw three minutes of action against Transy.

Career Highlights: Played the 2010-11 season at Gulf Coast State CC, averaging 2.6 points and 1.2 rebounds ... Scored a career-high 16 points in his first collegiate game and shot 41.8 percent.

SEASON/CAREER HIGHS

Points	
Season	0
Career	0
Rebounds	
Season	0
Career	0
Field Goals	
Season	0
Career	0
Field Goal Attempts	
Season	1, vs. Portland (12/8/12)
Career	1, vs. Portland (12/8/12)
Three-Point Field Goals	
Season	0
Career	0
Three-Point Attempts	
Season	1, vs. Portland (12/8/12)
Career	1, vs. Portland (12/8/12)
Free Throws	
Season	0
Career	0
Free Throw Attempts	
Season	0
Career	0
Assists	
Season	0
Career	0
Steals	
Season	0
Career	0
Blocked Shots	
Season	0
Career	0
Minutes Played	
Season	2, vs. Lafayette (11/16/12)
Career	2, vs. Lafayette (11/16/12)

2012-13 Lanter Game-by-Game

Opponent	Min	FG-A	Pct	3PT-A	Pct	FT-A	Pct	O-D-T	PF	A	TO	BS	ST	Pts
vs. Maryland [Brklyn]						DNP								
vs. Duke [Atlanta]						DNP								
LAFAYETTE	2	0-0	.000	0-0	.000	0-0	.000	0-0-0	0	0	0	0	0	0
MOREHEAD STATE						DNP								
LIU BROOKLYN						DNP								
at Notre Dame						DNP								
BAYLOR						DNP								
SAMFORD						DNP								
PORTLAND	1	0-1	.000	0-1	.000	0-0	.000	0-0-0	0	0	0	0	0	0
LIPSCOMB						DNP								
MARSHALL														
at Louisville														
EASTERN MICHIGAN														
at Vanderbilt														
TEXAS A&M														
TENNESSEE														
at Auburn														
at Alabama														
LSU														
at Ole Miss														
at Texas A&M														
SOUTH CAROLINA														
AUBURN														
at Florida														
at Tennessee														
VANDERBILT														
MISSOURI														
MISSISSIPPI STATE														
at Arkansas														
at Georgia														
FLORIDA														

MISCELLANEOUS	2012-13	CAR
Dunks	0	0
Double-Figure		
Scoring Games	0	0
Double-Figure		
Rebounding Games	0	0
Games With		
Double-Double	0	0
Games Led UK		
in Scoring	0	0
Games Led UK		
in Rebounding	0	0
Games Led UK		
in Assists	0	0
Games With		
3+ Assists	0	0
Games With		
3+ Blocks	0	0
Games With		
3+ Steals	0	0
Games With		
3+ Three-Pointers	0	0



Lanter's Career Stats

Year	GP-S	Min.-Avg.	FG-A	Pct.	3FG-A	Pct.	FT-A	Pct.	Reb.-Avg.	PF-D	A	TO	Blk	Stl	Pts.-Avg
2012-13	2-0	3-1.5	0-1	.000	0-1	.000	0-0	.000	0-0.0	0-0	0	0	0	0	0-0.0
TOTAL	2-0	3-1.5	0-1	.000	0-1	.000	0-0	.000	0-0.0	0-0	0	0	0	0	0-0.0

KENTUCKY BASKETBALL PLAYER BIOS



Brian Long

32

5-9 • 155 • So.
Dumont, N.J.
(River Dell)
@BrianLong32

Season Update: Logged a pair of minutes against Lafayette ... Logged two minutes in exhibition against Northwood ... Saw three minutes of action against Transy.

Career Highlights: Saw action in 12 games ... Made an appearance in UK's opening NCAA Tournament victory over WKU ... Logged his first action in conference action in the win over Ole Miss ... Played in two minutes of UK's win over St. John's ... Pulled down a defensive rebound in two minutes of action in a win over Portland ... Tallied his first career points with a 2-for-4 showing at the free throw line in a win over Penn State ... Also pulled down his first career rebound in that victory ... Saw his first career action in a UK victory over Marist.

SEASON/CAREER HIGHS

Points	
Season	0
Career	2, vs. Penn State (11/19/11)
Rebounds	
Season	0
Career	1, twice
Field Goals	
Season	0
Career	0
Field Goal Attempts	
Season	1, vs. Lafayette (11/16/12)
Career	1, twice
Three-Point Field Goals	
Season	0
Career	0
Three-Point Attempts	
Season	1, vs. Lafayette (11/16/12)
Career	1, vs. Lafayette (11/16/12)
Free Throws	
Season	0
Career	2, vs. Penn State (11/19/11)
Free Throw Attempts	
Season	0
Career	4, vs. Penn State (11/19/11)
Assists	
Season	0
Career	0
Steals	
Season	0
Career	0
Blocked Shots	
Season	0
Career	0
Minutes Played	
Season	2, vs. Lafayette (11/16/12)
Career	4, vs. Penn State (11/19/11)

2012-13 Long Game-by-Game

Opponent	Min	FG-A	Pct	3PT-A	Pct	FT-A	Pct	O-D-T	PF	A	TO	BS	ST	Pts
vs. Maryland [Brklyn]							DNP							
vs. Duke [Atlanta]							DNP							
LAFAYETTE	2	0-1	.000	0-1	.000	0-0	.000	0-0-0	0	0	0	0	0	0
MOREHEAD STATE							DNP							
LIU BROOKLYN							DNP							
at Notre Dame							DNP							
BAYLOR							DNP							
SAMFORD							DNP							
PORTLAND							DNP							
LIPSCOMB							DNP							
MARSHALL														
at Louisville														
EASTERN MICHIGAN														
at Vanderbilt														
TEXAS A&M														
TENNESSEE														
at Auburn														
at Alabama														
LSU														
at Ole Miss														
at Texas A&M														
SOUTH CAROLINA														
AUBURN														
at Florida														
at Tennessee														
VANDERBILT														
MISSOURI														
MISSISSIPPI STATE														
at Arkansas														
at Georgia														
FLORIDA														

MISCELLANEOUS	2012-13	CAR
Dunks	0	0
Double-Figure Scoring Games	0	0
Double-Figure Rebounding Games	0	0
Games With Double-Double	0	0
Games Led UK in Scoring	0	0
Games Led UK in Rebounding	0	0
Games Led UK in Assists	0	0
Games With 3+ Assists	0	0
Games With 3+ Blocks	0	0
Games With 3+ Steals	0	0
Games With 3+ Three-Pointers	0	0



Long's Career Stats

Year	GP-S	Min.-Avg.	FG-A	Pct.	3FG-A	Pct.	FT-A	Pct.	Reb.-Avg.	PF-D	A	TO	Blk	Stl	Pts.-Avg.
2011-12	12-0	17-1.4	0-1	.000	0-0	.000	2-4	.500	2-0.2	0-0	0	0	0	0	2-0.2
2012-13	1-0	2-2.0	0-1	.000	0-1	.000	0-0	.000	0-0.0	0-0	0	0	0	0	0-0.0
TOTAL	13-0	19-1.5	0-2	.000	0-1	.000	2-4	.500	1-1.2	0-0	0	0	0	0	2-0.2

KENTUCKY BASKETBALL PLAYER BIOS



**Sam
Malone**

13

5-11 • 190 • Fr.
Scituate, Mass.
(Scituate)
@SamMaloneuk13

Season Update: Tallied first minute of the regular season against Portland ... Logged two minutes in exhibition against Northwood ... Saw three minutes of action against Transy, scoring a bucket only his only shot.

Career Highlights: Suffered a torn ACL in the Chattanooga game and will miss the remainder of the season ... Saw action for three minutes in a win over Chattanooga ... Registered an assist in UK's victory over St. John's ... Appeared in UK's win over Portland ... Scored on a fast-break lay-up and pulled down a pair of rebounds in a win over Radford ... Played in a career-high four minutes in a win over Penn State ... Poured in four points in UK's season-opening victory over Marist ... Saw action in both of UK's exhibition games ... Played seven minutes, scoring two points, pulling down one rebound and swatting one shot in the win over Morehouse.

SEASON/CAREER HIGHS

Points	
Season	0
Career	4, vs. Marist (11/11/11)
Rebounds	
Season	0
Career	2, vs. Radford (11/23/11)
Field Goals	
Season	0
Career	2, vs. Marist (11/11/11)
Field Goal Attempts	
Season	0
Career	2, twice
Three-Point Field Goals	
Season	0
Career	0
Three-Point Attempts	
Season	0
Career	0
Free Throws	
Season	0
Career	0
Free Throw Attempts	
Season	0
Career	0
Assists	
Season	0
Career	1, vs. St. John's (12/1/11)
Steals	
Season	0
Career	0
Blocked Shots	
Season	0
Career	0
Minutes Played	
Season	1, vs. Portland (12/8/12)
Career	4, vs. Penn State (11/19/11)

2012-13 Malone Game-by-Game

Opponent	Min	FG-A	Pct	3PT-A	Pct	FT-A	Pct	O-D-T	PF	A	TO	BS	ST	Pts
vs. Maryland [Brklyn]						DNP								
vs. Duke [Atlanta]						DNP								
LAFAYETTE						DNP								
MOREHEAD STATE						DNP								
LIU BROOKLYN						DNP								
at Notre Dame						DNP								
BAYLOR						DNP								
SAMFORD						DNP								
PORTLAND	1	0-0	.000	0-0	.000	0-0	.000	0-0-0	0	0	0	0	0	0
LIPSCOMB						DNP								
MARSHALL														
at Louisville														
EASTERN MICHIGAN														
at Vanderbilt														
TEXAS A&M														
TENNESSEE														
at Auburn														
at Alabama														
LSU														
at Ole Miss														
at Texas A&M														
SOUTH CAROLINA														
AUBURN														
at Florida														
at Tennessee														
VANDERBILT														
MISSOURI														
MISSISSIPPI STATE														
at Arkansas														
at Georgia														
FLORIDA														

MISCELLANEOUS	2012-13	CAR
Dunks	0	0
Double-Figure Scoring Games	0	0
Double-Figure Rebounding Games	0	0
Games With Double-Double	0	0
Games Led UK in Scoring	0	0
Games Led UK in Rebounding	0	0
Games Led UK in Assists	0	0
Games With 3+ Assists	0	0
Games With 3+ Blocks	0	0
Games With 3+ Steals	0	0
Games With 3+ Three-Pointers	0	0



Malone's Career Stats

Year	GP-S	Min.-Avg.	FG-A	Pct.	3FG-A	Pct.	FT-A	Pct.	Reb.-Avg.	PF-D	A	TO	Blk	Stl	Pts.-Avg.
2011-12	6-0	13-2.2	3-6	.500	0-0	.000	0-0	.000	2-0.3	0-0	1	4	0	0	6-1.0
2012-13	1-0	1-1.0	0-0	.000	0-0	.000	0-0	.000	0-0.0	0-0	0	0	0	0	0-0.0
TOTAL	7-0	14-2.0	3-6	.500	0-0	.000	0-0	.000	2-0.3	0-0	1	4	0	0	6-0.9

KENTUCKY BASKETBALL PLAYER BIOS



**Julius
Mays**

34

6-2 • 192 • Sr.
Marion, Ind.
(Wright State)

Season Update: Grabbed a season-high six rebounds against Lipscomb ... Scored 13 points in 33 minutes against Portland ... Hit multiple 3s in four-straight games including a season-high four 3-pointers, totalling a season-best 16 points at Notre Dame ... Tallied 15 points and six assists in win over LIU Brooklyn ... Scored in double-figures (11) for the first time as a Wildcat against Morehead State ... Handed out a career-high 10 assists in win over Lafayette ... Scored seven points to go along with three assists against Duke ... Hit his first 3-pointer as a Wildcat in the season-opening win over Maryland ... Finished with seven points and a pair of steals against the Terrapins ... Scored his 700th career point against Maryland ... Credited with four steals while scoring six points in exhibition against Northwood ... Finished with 14 points and five assists while hitting 4-of-8 from 3-point range against Transy ... Averaged 10.0 ppg, 3.5 assists and 3.0 steals per game in two exhibition games, while shooting .600 (6-10) from 3-point range.

Career Highlights: Named the Horizon League Newcomer of the Year last season at Wright State and was a second-team All-Conference selection after leading the Raiders with 14.1 points per game ... Notched a career-high 33 points vs. UIC in which he set a Wright State and Horizon Conference record with 19 made free throws ... Had 18 double figure scoring games ... Two-time Horizon League Player of the Week ... Was in contention for the GEICO Play of the Year for his game-winning 3-point shot vs. Idaho ... Scored 21 points against Florida ... Sat out 2011-12 season after transferring from North Carolina State to Wright State ... In 2010-11, averaged 4.6 points and 1.2 rebounds while playing in 36 games for N.C. State as a sophomore ... Shot 31 percent overall and 34 percent from three while dishing out 57 assists ... As a freshman, averaged 4.7 points and 1.2 rebounds in 22 games ... Logged three starts each season at NC State ... Collected his then career-high 18 points against Maryland in the ACC Tournament as a freshman and registered 17 points as a sophomore against Clemson as well as 16 points against Georgia State.

SEASON/CAREER HIGHS

Points	
Season	16, at Notre Dame (11/29/12)
Career	33, vs. UIC (1/25/12)
Rebounds	
Season	6, vs. Lipscomb (12/15/12)
Career	7, twice
Field Goals	
Season	6, vs. LIU Brooklyn (11/23/12)
Career	10, vs. Idaho (12/20/11)
Field Goal Attempts	
Season	14, vs. Portland (12/8/12)
Career	18, twice
Three-Point Field Goals	
Season	4, at Notre Dame (11/29/12)
Career	5, twice
Three-Point Attempts	
Season	8, vs. Baylor (12/1/12)
Career	9, twice
Free Throws	
Season	6, vs. Morehead St. (11/21/12)
Career	19, vs. UIC (1/25/12)
Free Throw Attempts	
Season	7, vs. Morehead St. (11/21/12)
Career	20, vs. UIC (1/25/12)
Assists	
Season	10, vs. Lafayette (11/16/12)
Career	10, vs. Lafayette (11/16/12)
Steals	
Season	2, twice
Career	4, vs. Holy Cross (1/6/10)
Blocked Shots	
Season	0
Career	1, eight times
Minutes Played	
Season	39, vs. Baylor (12/1/12)
Career	42, vs. Idaho (12/20/11)

2012-13 Mays Game-by-Game

Opponent	Min	FG-A	Pct	3PT-A	Pct	FT-A	Pct	O-D-T	PF	A	TO	BS	ST	Pts
vs. Maryland [Brklyn]	30	3-10	.300	1-3	.333	0-0	.000	1-1-2	0	1	0	0	2	7
vs. Duke [Atlanta]	Start 37	2-8	.250	1-4	.250	2-2	1.000	0-1-1	3	3	4	0	0	7
LAFAYETTE	Start 31	2-3	.667	1-2	.500	0-0	.000	0-3-3	1	10	0	0	2	5
MOREHEAD STATE	Start 33	2-7	.286	1-5	.200	6-7	.857	0-3-3	1	2	0	0	0	11
LIU BROOKLYN	Start 33	6-10	.600	3-6	.500	0-0	.000	0-0-0	2	6	1	0	0	15
at Notre Dame	Start 35	5-10	.500	4-7	.571	2-2	1.000	0-2-2	1	3	3	0	0	16
BAYLOR	Start 39	2-9	.222	2-8	.250	0-0	.000	1-4-5	1	1	2	0	0	6
SAMFORD	Start 28	4-6	.667	2-4	.500	0-0	.000	1-2-3	3	5	1	0	0	10
PORTLAND	Start 33	5-14	.357	1-4	.250	2-2	1.000	1-3-4	1	0	0	0	0	13
LIPSCOMB	Start 30	1-8	.125	0-4	.000	5-5	1.000	3-3-6	2	4	0	0	1	7
MARSHALL														
at Louisville														
EASTERN MICHIGAN														
at Vanderbilt														
TEXAS A&M														
TENNESSEE														
at Auburn														
at Alabama														
LSU														
at Ole Miss														
at Texas A&M														
SOUTH CAROLINA														
AUBURN														
at Florida														
at Tennessee														
VANDERBILT														
MISSOURI														
MISSISSIPPI STATE														
at Arkansas														
at Georgia														
FLORIDA														


MISCELLANEOUS	2012-13	CAR
Dunks	0	n/a
Double-Figure Scoring Games	4	31
Double-Figure Rebounding Games	0	0
Games With Double-Double	0	0
Games Led UK in Scoring	1	1
Games Led UK in Rebounding	0	0
Games Led UK in Assists	3	3
Games With 3+ Assists	4	33
Games With 3+ Blocks	0	0
Games With 3+ Steals	0	6
Games With 3+ Three-Pointers	2	14



Mays' Career Stats

Year	GP-S	Min.-Avg.	FG-A	Pct.	3FG-A	Pct.	FT-A	Pct.	Reb.-Avg.	PF-D	A	TO	Blk	Stl	Pts.-Avg.
2008-09 (NCSU)	22-3	333-15.1	34-74	.459	13-29	.448	23-27	.852	28-1.3	31-0	42	36	2	0	104-4.7
2009-10 (NCSU)	36-3	667-18.5	45-147	.306	21-71	.296	55-64	.859	44-1.2	66-0	57	40	3	25	166-4.6
2011-12 (WSU)	30-28	1002-33.4	127-297	.428	50-118	.424	119-143	.832	85-2.8	68-0	74	62	4	41	423-14.1
2012-13	10-9	330-33.0	32-85	.376	16-47	.340	17-18	.944	29-2.9	15-0	35	11	0	5	97-9.7
TOTAL	98-43	2332-23.8	238-603	.395	100-265	.377	214-252	.849	186-1.9	178-0	208	149	9	71	790-8.1

KENTUCKY BASKETBALL PLAYER BIOS



**Nerlens
Noel**

3

6-10 • 228 • Fr.
Everett, Mass.
(Tilton)
@NerlensNoel3

Season Update: Has blocked 19 shots in last three games ... Totaled seven points, nine rebounds, seven blocks and four steals in 22 minutes against Lipscomb ... Blocked seven shots against Portland, while grabbing nine rebounds ... Against Samford totaled 13 points, six rebounds, five blocks and two steals in 25 minutes ... Grabbed a career-best 16 rebounds, and tallied six steals, third most by a freshman, against Baylor ... Scored 10 points and grabbed seven rebounds at Notre Dame ... Against LIU Brooklyn, finished with career-high 18 points, eight rebounds, career-high five assists and five blocks ... Tallied first double-figure rebounding game with 11 boards against Morehead State ... Posted a career-high six blocks against the Eagles while tying his personal best in assists with four ... Against Lafayette totaled 15 points, seven rebounds, four assists, four steals and a block ... Posted personal bests with 16 points, 6-of-8 free throw shooting and four steals in game against Duke ... Pulled down a team-high nine rebounds in season-opening win over Maryland ... Added three blocked shots against the Terrapins ... Tallied a double-double (17p, 11r) to go with a game-high four blocks against Northwood ... Scored a game-high 15 points vs. Transy, hitting 7-of-8 from the field ... Averaged 16.0 points, 7.5 rpg and 2.5 bpg in exhibition season.

High School: Named the USA Today National Player of the Year ... Earned Parade All-America honors ... Rated as the top player by ESPNU recruiting and Scout.com and the best center prospect ... Tabbed the top-ranked center and the second-best overall player by Rivals ... Averaged 12.6 points, 3.9 blocks and 7.2 rebounds per game as a senior at Tilton ... A member of the Jordan Brand Classic East squad and was one of four finalists for 2012 Naismith High School Boys Player of the Year ... A member of the USA Junior National Select Team for Nike Hoops Summit.

SEASON/CAREER HIGHS

Points	
Season	18, vs. LIU Brooklyn (11/23/12)
Career	18, vs. LIU Brooklyn (11/23/12)
Rebounds	
Season	16, vs. Baylor (12/1/12)
Career	16, vs. Baylor (12/1/12)
Field Goals	
Season	9, vs. LIU Brooklyn (11/23/12)
Career	9, vs. LIU Brooklyn (11/23/12)
Field Goal Attempts	
Season	14, vs. Baylor (12/1/12)
Career	14, vs. Baylor (12/1/12)
Three-Point Field Goals	
Season	0
Career	0
Three-Point Attempts	
Season	0
Career	0
Free Throws	
Season	6, vs. Duke (11/13/12)
Career	6, vs. Duke (11/13/12)
Free Throw Attempts	
Season	8, vs. Duke (11/13/12)
Career	8, vs. Duke (11/13/12)
Assists	
Season	5, vs. LIU Brooklyn (11/23/12)
Career	5, vs. LIU Brooklyn (11/23/12)
Steals	
Season	6, vs. Baylor (12/1/12)
Career	6, vs. Baylor (12/1/12)
Blocked Shots	
Season	7, twice
Career	7, twice
Minutes Played	
Season	38, vs. Duke (11/13/12)
Career	38, vs. Duke (11/13/12)

2012-13 Noel Game-by-Game

Opponent	Min	FG-A	Pct	3PT-A	Pct	FT-A	Pct	O-D-T	PF	A	TO	BS	ST	Pts
vs. Maryland [Brklyn]	Start 26	2-6	.333	0-0	.000	0-3	.000	2-7-9	3	0	0	3	2	4
vs. Duke [Atlanta]	Start 38	5-11	.455	0-0	.000	6-8	.750	2-6-8	3	2	1	3	4	16
LAFAYETTE	Start 28	6-8	.750	0-0	.000	3-5	.600	3-4-7	2	4	2	1	4	15
MOREHEAD STATE	Start 35	3-4	.750	0-0	.000	3-7	.429	3-8-11	3	4	3	6	3	9
LIU BROOKLYN	Start 30	9-11	.818	0-0	.000	0-0	.000	2-6-8	3	5	2	5	0	18
at Notre Dame	Start 32	4-10	.400	0-0	.000	2-4	.500	3-4-7	4	1	0	1	2	10
BAYLOR	Start 31	3-14	.214	0-0	.000	2-3	.667	7-9-16	3	2	2	1	6	8
SAMFORD	Start 25	6-8	.750	0-0	.000	1-2	.500	2-4-6	2	0	3	5	2	13
PORTLAND	Start 31	2-3	.667	0-0	.000	3-5	.600	2-7-9	2	2	2	7	1	7
LIPSCOMB	Start 22	3-5	.600	0-0	.000	1-2	.500	4-5-9	5	1	3	7	4	7
MARSHALL														
at Louisville														
EASTERN MICHIGAN														
at Vanderbilt														
TEXAS A&M														
TENNESSEE														
at Auburn														
at Alabama														
LSU														
at Ole Miss														
at Texas A&M														
SOUTH CAROLINA														
AUBURN														
at Florida														
at Tennessee														
VANDERBILT														
MISSOURI														
MISSISSIPPI STATE														
at Arkansas														
at Georgia														
FLORIDA														


MISCELLANEOUS	2012-13	CAR
Dunks	17	17
Double-Figure		
Scoring Games	5	5
Double-Figure		
Rebounding Games	2	2
Games With		
Double-Double	0	0
Games Led UK		
in Scoring	0	0
Games Led UK		
in Rebounding	7	7
Games Led UK		
in Assists	1	1
Games With		
3+ Assists	1	1
Games With		
3+ Blocks	7	7
Games With		
3+ Steals	7	7
Games With		
3+ Three-Pointers	0	0



Noel's Career Stats

Year	GP-S	Min.-Avg.	FG-A	Pct.	3FG-A	Pct.	FT-A	Pct.	Reb.-Avg.	PF-D	A	TO	Blk	Stl	Pts.-Avg.
2012-13	10-10	298-29.8	43-80	.538	0-0	.000	21-39	.538	90-9.0	30-1	21	18	39	28	107-10.7
TOTAL	10-10	298-29.8	43-80	.538	0-0	.000	21-39	.538	90-9.0	30-1	21	18	39	28	107-10.7

KENTUCKY BASKETBALL PLAYER BIOS



Jarrod Polson

5

6-2 • 189 • Jr.
Nicholasville, Ky.
(West Jessamine)
@jpolson5

Season Update: Tallied seven points in win over Lipscomb ... Dished out a career-high four assists against Samford, while tying career-best with two steals ... Totaled five points, two rebounds, an assist and a steal in 19 minutes against LIU Brooklyn ... Connected on his first career 3-pointer, scoring seven points, dishing out three assists and recording a career-high two steals in a career-high 26 minutes against Lafayette ... Saw 12 minutes of action, grabbing one rebound against Duke ... Established career highs in points (10), assists (3), FG made (4) and minutes (22) in season opener against Maryland ... Credited with an assist in four minutes against Northwood ... Saw three minutes of action against Transy.

Career Highlights: Saw action in 11 games as a sophomore including minutes in the NCAA Tournament ... Registered his first career steal in a victory over Portland ... Grabbed a rebound in four minutes of action in a win over Radford ... Pulled down a career-high three rebounds and notched his first point of the season with a free throw in career-high minutes vs. Penn State ... Played in 17 of 38 games, including six of 16 SEC games in his freshman season ... Played three minutes on the road in hostile Memorial Gymnasium against Vanderbilt ... Scored two points on 2-of-2 shooting from the free-throw line against Penn ... Grabbed his first rebound of the season, playing three minutes vs. Coppin State ... Scored his first two points of his career against Boston by converting on both of his free-throw attempts.

SEASON/CAREER HIGHS

Points	
Season	10, vs. Maryland (11/9/12)
Career	10, vs. Maryland (11/9/12)
Rebounds	
Season	2, twice
Career	3, vs. Penn State (11/19/11)
Field Goals	
Season	4, vs. Maryland (11/9/12)
Career	4, vs. Maryland (11/9/12)
Field Goal Attempts	
Season	5, twice
Career	5, twice
Three-Point Field Goals	
Season	1, twice
Career	1, twice
Three-Point Attempts	
Season	2, twice
Career	2, twice
Free Throws	
Season	2, twice
Career	2, four times
Free Throw Attempts	
Season	2, three times
Career	2, seven times
Assists	
Season	4, vs. Samford (12/4/12)
Career	4, vs. Samford (12/4/12)
Steals	
Season	2, twice
Career	2, twice
Blocked Shots	
Season	0
Career	0
Minutes Played	
Season	26, vs. Lafayette (11/16/12)
Career	26, vs. Lafayette (11/16/12)

2012-13 Polson Game-by-Game

Opponent	Min	FG-A	Pct	3PT-A	Pct	FT-A	Pct	O-D-T	PF	A	TO	BS	ST	Pts
vs. Maryland [Brklyn]	22	4-5	.800	0-1	.000	2-2	1.000	2-0-2	1	3	0	0	1	10
vs. Duke [Atlanta]	12	0-0	.000	0-0	.000	0-0	.000	0-1-1	3	0	1	0	0	0
LAFAYETTE	26	3-5	.600	1-2	.500	0-0	.000	0-2-2	2	3	1	0	2	7
MOREHEAD STATE	13	0-0	.000	0-0	.000	2-2	1.000	0-1-1	2	0	0	0	0	2
LIU BROOKLYN	19	2-3	.667	1-1	1.000	0-1	.000	0-2-2	1	1	1	0	1	5
at Notre Dame	16	1-3	.333	0-2	.000	0-0	.000	1-0-1	1	1	0	0	0	2
BAYLOR	4	0-0	.000	0-0	.000	0-0	.000	0-0-0	0	0	0	0	0	0
SAMFORD	21	0-3	.000	0-1	.000	1-2	.500	0-1-1	2	4	2	0	2	1
PORTLAND	4	0-1	.000	0-0	.000	0-0	.000	0-1-1	0	0	0	0	0	0
LIPSCOMB	15	3-5	.600	0-0	.000	1-3	.333	1-0-1	1	1	2	0	1	7
MARSHALL														
at Louisville														
EASTERN MICHIGAN														
at Vanderbilt														
TEXAS A&M														
TENNESSEE														
at Auburn														
at Alabama														
LSU														
at Ole Miss														
at Texas A&M														
SOUTH CAROLINA														
AUBURN														
at Florida														
at Tennessee														
VANDERBILT														
MISSOURI														
MISSISSIPPI STATE														
at Arkansas														
at Georgia														
FLORIDA														


MISCELLANEOUS	2012-13	CAR
Dunks	0	0
Double-Figure Scoring Games	1	1
Double-Figure Rebounding Games	0	0
Games With Double-Double	0	0
Games Led UK in Scoring	0	0
Games Led UK in Rebounding	0	0
Games Led UK in Assists	1	1
Games With 3+ Assists	3	3
Games With 3+ Blocks	0	0
Games With 3+ Steals	0	0
Games With 3+ Three-Pointers	0	0



Polson's Career Stats

Year	GP-S	Min.-Avg.	FG-A	Pct.	3FG-A	Pct.	FT-A	Pct.	Reb.-Avg.	PF-D	A	TO	Blk	Stl	Pts.-Avg.
2010-11	17-0	31-1.8	1-7	.143	0-1	.000	4-4	1.000	2-0.1	2-0	0	3	0	0	6-0.4
2011-12	11-0	31-2.8	0-2	.000	0-1	.000	1-4	.250	4-0.4	4-0	1	5	0	2	1-0.1
2012-13	10-0	15.2-15.2	13-25	.520	2-7	.286	6-10	.600	12-1.2	13-0	13	7	0	7	34-3.4
TOTAL	38-0	214-5.6	14-34	.412	2-9	.222	11-18	.611	18-0.5	19-0	14	15	0	9	41-1.1

KENTUCKY BASKETBALL PLAYER BIOS



Alex Poythress

22

6-7 • 239 • Fr.
Clarksville, Tenn.
(Northeast)

@AlextheGreat22

Season Update: *SEC Freshman of the Week (11/19)* ... Recorded game-high 15 points to go with six rebounds and two blocks against Portland ... Totaled 16 points and eight rebounds in win over Samford ... Had 13 points and a career-high two blocks vs. Baylor ... Became first Wildcat to have four-straight 20-point games since Jodie Meeks in the 2008-09 season ... First UK freshman to record four-straight 20-point games since Dwight Anderson in 1978-79 season ... Tied career-high 22 points against LIU Brooklyn while grabbing a career-high nine rebounds ... Tallied 20 points, including 8-8 from the FT line, and eight rebounds against Morehead State ... Scored a career-high 22 points against Lafayette ... Posted career highs in points (20), rebounds (7) and minutes played (37) against Duke ... In collegiate debut against Maryland, tallied eight points and seven rebounds ... Totaled 11 points and seven rebounds in exhibition against Northwood ... Tallied five points and two steals against Transylvania ... Shot .545 from the field in exhibition season, including 2-of-3 from 3-point range.

High School: Named Tennessee's Mr. Basketball and was also named Gatorade State Player of the Year ... Earned Parade and McDonalds All-America honors ... Seventh overall player and the No. 3 small forward by Scout.com ... Rated eighth overall and No. 2 at his position by Rivals.com ... ESPN recruiting ranked him 13th overall and No. 3 at his position.

SEASON/CAREER HIGHS

Points	
Season	22, twice
Career	22, twice
Rebounds	
Season	9, vs. LIU Brooklyn (11/23/12)
Career	9, vs. LIU Brooklyn (11/23/12)
Field Goals	
Season	9, three times
Career	9, three times
Field Goal Attempts	
Season	12, twice
Career	12, twice
Three-Point Field Goals	
Season	2, vs. Samford (12/4/12)
Career	2, vs. Samford (12/4/12)
Three-Point Attempts	
Season	3, vs. Samford (12/4/12)
Career	3, vs. Samford (12/4/12)
Free Throws	
Season	8, vs. Morehead St. (11/21/12)
Career	8, vs. Morehead St. (11/21/12)
Free Throw Attempts	
Season	10, vs. Lipscomb (12/15/12)
Career	10, vs. Lipscomb (12/15/12)
Assists	
Season	2, vs. Baylor (12/1/12)
Career	2, vs. Baylor (12/1/12)
Steals	
Season	1, twice
Career	1, twice
Blocked Shots	
Season	2, twice
Career	2, twice
Minutes Played	
Season	38, vs. Morehead St. (11/21/12)
Career	38, vs. Morehead St. (11/21/12)

2012-13 Poythress Game-by-Game

Opponent	Min	FG-A	Pct	3PT-A	Pct	FT-A	Pct	O-D-T	PF	A	TO	BS	ST	Pts
vs. Maryland [Brklyn]	Start23	3-8	.375	0-0	.000	2-4	.500	4-3-7	4	0	3	0	0	8
vs. Duke [Atlanta]	Start37	9-12	.750	1-2	.500	1-2	.500	5-3-8	2	0	2	0	0	20
LAFAYETTE	Start23	9-10	.900	0-0	.000	4-5	.800	1-4-5	0	0	2	1	1	22
MOREHEAD STATE	Start38	6-12	.500	0-0	.000	8-8	1.000	3-5-8	1	0	2	0	0	20
LIU BROOKLYN	Start29	9-11	.818	0-0	.000	4-6	.667	0-9-9	4	1	2	0	0	22
at Notre Dame	Start23	1-1	1.000	0-0	.000	1-3	.333	0-2-2	4	1	3	1	0	3
BAYLOR	Start34	6-10	.600	1-2	.500	0-1	.000	5-1-6	2	2	5	2	1	13
SAMFORD	Start27	7-9	.778	2-3	.667	0-0	.000	2-6-8	2	1	5	1	0	16
PORTLAND	Start29	6-8	.750	1-2	.500	2-4	.500	1-5-6	1	0	3	2	0	15
LIPSCOMB	Start25	2-8	.250	0-2	.000	7-10	.700	2-2-4	2	0	2	0	0	11
MARSHALL														
at Louisville														
EASTERN MICHIGAN														
at Vanderbilt														
TEXAS A&M														
TENNESSEE														
at Auburn														
at Alabama														
LSU														
at Ole Miss														
at Texas A&M														
SOUTH CAROLINA														
AUBURN														
at Florida														
at Tennessee														
VANDERBILT														
MISSOURI														
MISSISSIPPI STATE														
at Arkansas														
at Georgia														
FLORIDA														


MISCELLANEOUS	2012-13	CAR
Dunks	17	17
Double-Figure Scoring Games	8	8
Double-Figure Rebounding Games	0	0
Games With Double-Double	0	0
Games Led UK in Scoring	3	3
Games Led UK in Rebounding	1	1
Games Led UK in Assists	0	0
Games With 3+ Assists	0	0
Games With 3+ Blocks	0	0
Games With 3+ Steals	0	0
Games With 3+ Three-Pointers	0	0



Poythress' Career Stats

Year	GP-S	Min.-Avg.	FG-A	Pct.	3FG-A	Pct.	FT-A	Pct.	Reb.-Avg.	PF-D	A	TO	Blk	Stl	Pts.-Avg
2012-13	10-10	288-28.8	58-89	.652	5-11	.455	29-43	.674	63-6.3	22-0	5	29	7	2	150-15.0
TOTAL	10-10	288-28.8	58-89	.652	5-11	.455	29-43	.674	63-6.3	22-0	5	29	7	2	150-15.0

KENTUCKY BASKETBALL PLAYER BIOS



**Kyle
Wiltjer**

33

6-10 • 239 • So.
Portland, Ore.
(Jesuit)

Season Update: *SEC Player of the Week (11/12)* ... Recorded his first-career double-double against Lipscomb with a game-high 23 points and a career-high 12 rebounds ... Tied his career-best with seven 3s against Lipscomb ... Posted 10 points, seven rebounds and four assists against Samford ... Dished out career-high five assists against LIU Brooklyn ... Scored a game-high 23 points against Lafayette, hitting 7-of-11 3-pointers, a career high in makes and attempts ... Tallied five points, three rebounds and a career-high four assists against Duke ... Led the Wildcats with a team-high 19 points in season opener against Maryland ... Hit career-high four 3s against the Terrapins, while also blocking a career-best three shots and grabbing six rebounds ... Scored 12 points including 2-of-3 from 3-point range in exhibition against Northwood ... Scored four points and grabbed three rebounds in 24 minutes against Transy.

Career Highlights: Scored five points in Final Four win over Louisville ... Made a 3-pointer in four straight NCAA wins over Iowa State, Indiana, Baylor and Louisville in the NCAA Tournament ... Nailed two 3-pointers, scoring eight points with three blocks in a loss to Vandy ... Reached double figures in scoring (12) for the first time in his SEC career while also snaring four rebounds in a win at South Carolina ... Grabbed an SEC-high five rebounds in a win over Tennessee ... Scored five points and added a rebound in eight minutes of a win over South Carolina ... Notched four points and a pair of rebounds in a win over Louisville ... Poured in a career-high 24 points to lead the way in a win over Loyola ... Scored five points and added four rebounds in a win over Samford ... Tallied nine points on a trio of 3-pointers while adding three rebounds in a win over Chattanooga ... Forced a turnover and sunk a lay-up in UK's win over North Carolina ... Scored eight points to couple with a career-high eight rebounds in a win over Radford ... Tallied 19 points on .500 shooting while adding three assists in a win vs. Penn State ... Poured in 14 points and registered a pair of blocks against Marist

SEASON/CAREER HIGHS

Points	
Season	23, twice
Career	24, vs. Loyola (12/22/11)
Rebounds	
Season	12, vs. Lipscomb (12/15/12)
Career	12, vs. Lipscomb (12/15/12)
Field Goals	
Season	8, twice
Career	8, twice
Field Goal Attempts	
Season	16, vs. Lafayette (11/16/12)
Career	16, vs. Lafayette (11/16/12)
Three-Point Field Goals	
Season	7, twice
Career	7, twice
Three-Point Attempts	
Season	11, vs. Lafayette (11/16/12)
Career	11, vs. Lafayette (11/16/12)
Free Throws	
Season	3, twice
Career	7, vs. Loyola (12/22/11)
Free Throw Attempts	
Season	4, vs. Maryland (11/9/12)
Career	8, vs. Loyola (12/22/11)
Assists	
Season	5, vs. LIU Brooklyn (11/23/12)
Career	5, vs. LIU Brooklyn (11/23/12)
Steals	
Season	2, at Notre Dame (11/29/12)
Career	2, twice
Blocked Shots	
Season	3, vs. Maryland (11/9/12)
Career	3, twice
Minutes Played	
Season	32, vs. Duke (11/13/12)
Career	32, vs. Duke (11/13/12)

2012-13 Wiltjer Game-by-Game

Opponent	Min	FG-A	Pct	3PT-A	Pct	FT-A	Pct	O-D-T	PF	A	TO	BS	ST	Pts
vs. Maryland [Brklyn]	Start24	6-9	.667	4-6	.667	3-4	.750	1-5-6	3	2	3	3	0	19
vs. Duke [Atlanta]	Start32	2-5	.400	1-2	.500	0-0	.000	1-2-3	2	4	0	0	0	5
LAFAYETTE	Start24	8-16	.500	7-11	.636	0-0	.000	0-4-4	0	2	0	0	0	23
MOREHEAD STATE	Start24	4-8	.500	1-5	.200	0-0	.000	1-3-4	3	0	2	1	0	9
LIU BROOKLYN	Start20	2-5	.400	1-4	.250	2-2	1.000	1-3-4	2	5	1	1	0	7
at Notre Dame	Start31	2-7	.286	0-4	.000	2-3	.667	2-3-5	2	0	2	0	2	6
BAYLOR	Start23	1-11	.091	1-9	.111	0-0	.000	1-1-2	2	0	0	0	0	3
SAMFORD	Start27	3-9	.333	1-5	.200	3-3	1.000	0-7-7	2	4	0	0	1	10
PORTLAND	Start22	5-8	.625	1-3	.333	1-1	1.000	0-3-3	0	2	2	0	1	12
LIPSCOMB	24	8-12	.667	7-9	.778	0-0	.000	5-7-12	2	2	1	0	1	23
MARSHALL														
at Louisville														
EASTERN MICHIGAN														
at Vanderbilt														
TEXAS A&M														
TENNESSEE														
at Auburn														
at Alabama														
LSU														
at Ole Miss														
at Texas A&M														
SOUTH CAROLINA														
AUBURN														
at Florida														
at Tennessee														
VANDERBILT														
MISSOURI														
MISSISSIPPI STATE														
at Arkansas														
at Georgia														
FLORIDA														

MISCELLANEOUS	2012-13	CAR
Dunks	1	1
Double-Figure Scoring Games	5	10
Double-Figure Rebounding Games	1	1
Games With Double-Double	1	1
Games Led UK in Scoring	3	4
Games Led UK in Rebounding	1	1
Games Led UK in Assists	1	1
Games With 3+ Assists	2	3
Games With 3+ Blocks	1	2
Games With 3+ Steals	0	0
Games With 3+ Three-Pointers	3	7



Wiltjer's Career Stats

Year	GP-S	Min.-Avg.	FG-A	Pct.	3FG-A	Pct.	FT-A	Pct.	Reb.-Avg.	PF-D	A	TO	Bk	Stl	Pts.-Avg.
2011-12	40-0	462-11.6	71-162	.438	35-81	.432	22-27	.815	70-1.8	44-0	16	27	17	5	199-5.0
2012-13	10-9	251-25.1	41-90	.456	24-58	.414	11-13	.846	50-5.0	18-0	21	11	5	5	117-11.7
TOTAL	50-9	713-14.3	112-252	.444	59-139	.424	33-40	.825	120-2.4	62-0	37	38	22	10	316-6.3

KENTUCKY BASKETBALL

MISCELLANEOUS KENTUCKY STATS

LEADING SCORER

Goodwin	5
Poythress	3
Wiltjer	3
Mays	1

LEADING REBOUNDER

Noel	7
Goodwin	2
Poythress	2
Cauley-Stein	1
Wiltjer	1

LEADER IN ASSISTS

Goodwin	6
Mays	3
Cauley-Stein	1
Harrow	1
Noel	1
Polson	1
Wiltjer	1

CHARGES DRAWN

Opponents	10
Kentucky	6
Noel	4
Polson	2

CHARGES

Opponents	6
Kentucky	10

Poythress	3
Noel	2
Polson	2
Goodwin	2
Mays	1

DUNKS

Opponents	22
Kentucky	67

Noel	21
Cauley-Stein	18
Poythress	17
Goodwin	10
Wiltjer	1

20-POINT SCORING GAMES

Opponents	5
Kentucky	8

Poythress	4
Goodwin	2
Wiltjer	2

30-POINT SCORING GAMES

Opponents	0
Kentucky	0

TECHNICAL FOULS

Opponents	3
Kentucky	2

Cauley-Stein	1
Noel	1

FOULED OUT

Opponents	6
Kentucky	2

Goodwin	1
Noel	1

FOUR-POINT PLAYS

Opponents	0
Kentucky	0

THREE-POINT PLAYS

Opponents	5
Kentucky	12

Wiltjer	4
Goodwin	2
Noel	2
Poythress	2
Mays	1
Polsoy	1

UK'S FIRST SUBSTITUTION

Cauley-Stein	4
Polson	4
Harrow	2
Mays	1
Wiltjer	1

FORCED 5-SECOND CALLS

Opponents	0
Kentucky	1

Harrow	1
--------	---

SHOT CLOCK VIOLATIONS

Opponents	1
Kentucky	1

10-SECOND VIOLATIONS

Opponents	0
Kentucky	0

THREE-SECOND VIOLATIONS

Opponents	0
Kentucky	0

JUMP BALLS CONTROLLED

Opponents	4
Kentucky	6

Noel	6/10 (.600)
------	-------------

FIRST SCORE (3-POINTERS)

Opponents (0)	3
Kentucky (2)	7

Noel	2
Poythress (1)	2
Harrow	1
Mays	1
Wiltjer (1)	1

RUNS OF 10-0 OR BETTER

Opponents	3
Kentucky	10

LARGEST HALFTIME LEAD

31, 45-14 vs. Samford (12/4/12)

LARGEST SEC HALFTIME LEAD

LARGEST HALFTIME DEFICIT

11, 36-25 at Notre Dame (11/29/12)

LARGEST SEC HALFTIME DEFICIT

LARGEST UK LEAD

60, 101-41 vs. Lafayette (11/16/12)

LARGEST UK LEAD IN SEC

LARGEST UK DEFICIT

20, 55-35 at Notre Dame (11/29/12)

LARGEST UK DEFICIT IN SEC

LARGEST UK DEFICIT IN A WIN

11, 23-12 vs. Morehead State (11/21/12)

LARGEST UK DEFICIT IN SEC WIN

LARGEST UK WIN

51, 101-49 vs. Lafayette (11/16/12)

LARGEST UK WIN IN SEC

LARGEST UK DEFEAT

14, 64-50 at Notre Dame (11/29/12)

LARGEST UK DEFEAT IN SEC

MOST CONSECUTIVE UK PTS

27, vs. Lafayette (11/16/12)

MOST CONS. UK PTS TO OPEN GAME

7, vs. Samford (12/4/12)

MOST CONSECUTIVE OPP PTS

16 by Morehead State (11/21/12)

MOST CONS. OPP PTS TO OPEN GAME

2 by Duke (11/13/12)

LONGEST WINNING STREAK

3 games, twice

CURRENT WINNING STREAK

3 games (12/4 - pres.)

LONGEST LOSING STREAK

2 games (11/29 - 12/1)

LARGEST HOME CROWD

24,192 vs. Baylor (12/1/12)

LARGEST ROAD CROWD

9,149 at Notre Dame (11/29/12)

LARGEST NEUTRAL CROWD

22,847 vs. Duke (11/13/12)
Georgia Dome (Atlanta, Ga.)

Specialty Stats

PP - Points in the paint

POT - Points off turnovers

2nd - Second chance points

BP - Points off the bench

KENTUCKY-OPPONENT

Opponent	PP	POT	2nd	BP
Maryland	36-38	11-11	11-19	25-15
Duke	38-32	12-18	11-11	4-12
Lafayette	52-22	39-2	9-11	23-18
Morehead State	40-28	12-17	7-15	4-29
LIU Brooklyn	60-42	12-10	5-11	18-10
Notre Dame	26-26	6-13	7-8	12-14
Baylor	34-28	16-23	8-5	8-5
Samford	46-26	28-14	13-8	17-2
Portland	42-16	25-12	11-4	12-6
Lipscomb	46-22	26-13	20-7	41-12
Marshall				
Louisville				
Eastern Michigan				
Vanderbilt				
Texas A&M				
Tennessee				
Auburn				
Aabama				
LSU				
Ole Miss				
Texas A&M				
South Carolina				
Auburn				
Florida				
Tennessee				
Vanderbilt				
Missouri				
Mississippi State				
Arkansas				
Georgia				
Florida				
Kentucky Avg.	42.0	18.7	9.9	17.0
Opp. Avg.	28.0	13.3	10.2	12.5

Clutch Free Throws

(final three minutes of regulation and overtime in a six-point game)

INDIVIDUAL SEASON TOTALS

Player	FT-FTA	Pct.
Willie Cauley-Stein	1-2	.500
Archie Goodwin	1-2	.500
Jarrod Polson	2-2	1.000
Alex Poythress	0-1	.000
Kyle Wiltjer	2-2	1.000
TEAM TOTAL	6-9	.667



THE LAST TIME...

INDIVIDUALS

SCORING

- Scored 25 Points** - Archie Goodwin (28) vs. Morehead State, 11/21/12
- Scored 30 Points** - Brandon Knight (30) vs. West Virginia, 3/19/11
- Scored 35 Points** - Terrence Jones (35) vs. Auburn, 1/11/11
- Scored 40 Points** - Jodie Meeks (45) at Arkansas, 2/14/09
- Scored 45 Points** - Jodie Meeks (45) at Arkansas, 2/14/09
- Scored 50 Points** - Jodie Meeks (54) at Tennessee, 1/13/09

- Two Players Had 20 Points** - Archie Goodwin (22)/Alex Poythress (22) vs. LIU Brooklyn, 11/23/12
- Three Players Had 20 Points** - DeMarcus Cousins (27)/John Wall (21)/Patrick Patterson (20) vs. Sam Houston State, 11/19/09
- Two Players Had 30 Points** - Patrick Patterson (33) and Jodie Meeks (32) vs. Tennessee State, 12/22/08

- Scored 20 Points in Two Straight Games** - Alex Poythress (4) 11/13/12 - 11/23/12
- Scored 20 Points in Three Straight Games** - Alex Poythress (4) 11/13/12 - 11/23/12
- Scored 20 Points in Four Straight Games** - Alex Poythress (4) 11/13/12 - 11/23/12
- Scored 20 points in Five Straight Games** - Jodie Meeks (9) 12/29/08 - 1/31/09
- Scored 20 points in Six Straight games** - Jodie Meeks (9) 12/29/08 - 1/31/09
- Scored 20 points in Seven Straight games** - Jodie Meeks (9) 12/29/08 - 1/31/09
- Scored 20 points in Eight Straight games** - Jodie Meeks (9) 12/29/08 - 1/31/09
- Scored 20 points in Nine Straight games** - Jodie Meeks (9) 12/29/08 - 1/31/09
- Scored 20 points in 10 Straight games** - Kevin Grevey (12) 12/20/74 - 1/27/75
- Scored 20 points in 12 Straight games** - Kevin Grevey (12) 12/20/74 - 1/27/75

- Scored 25 Points in Three Straight Games** - Tayshaun Prince vs. Ole Miss (26) 3/11/01; vs. Holy Cross (27) 3/15/01; vs. Iowa (31) 3/17/01

- Scored 30 Points in Two Straight Games** - Jodie Meeks vs. Appalachian State (46) 12/20/08; vs. Tennessee State (32) 12/22/08
- Scored 30 Points in Three Straight Games** - Dan Issel (6) vs. Florida (37) 2/14/70; vs. Georgia (40) 2/16/70; vs. LSU (51) 2/21/70; vs. Alabama (47) 2/23/70; vs. Vanderbilt (31) 2/28/70; vs. Auburn (42) 3/2/70

- Scored in double figures in 10 straight Games** - Darius Miller (10) 2/15/11 - 3/17/11
- Scored in double figures in 15 straight Games** - Brandon Knight (28) 11/30/10 - 3/13/11
- Scored in double figures in 20 straight Games** - Brandon Knight (28) 11/30/10 - 3/13/11
- Scored in double figures in 25 straight Games** - Brandon Knight (28) 11/30/10 - 3/13/11

Scored in double figures in 30 straight Games - Jodie Meeks (32) 11/14/08 - 3/12/09

Five Players Scored in Double Figures - Archie Goodwin (18), Alex Poythress (16), Nerlens Noel (13), Willie Cauley-Stein (12), Kyle Wiltjer (10), Julius Mays (10) vs. Samford 12/4/12

Six Players Scored in Double Figures - Archie Goodwin (18), Alex Poythress (16), Nerlens Noel (13), Willie Cauley-Stein (12), Kyle Wiltjer (10), Julius Mays (10) vs. Samford 12/4/12

Seven Players Scored in Double Figures - Randolph Morris (17), Kelenna Azubuike (15), Patrick Sparks (14), Chuck Hayes (12), Rajon Rondo (11), Ravi Moss (10) and Ramel Bradley (10) vs. Mississippi State 2/19/05

Four Players with 15 or more points - Marquis Teague (24), Darius Miller (19), Doron Lamb (16), Anthony Davis (15) vs. Iowa State 3/17/12

DOUBLE-DOUBLES

Double-Double - Kyle Wiltjer (23 points, 12 rebounds) vs. Lipscomb (12/15/12)

Triple-Double - Chris Mills (19 points, 10 rebounds, 10 assists) vs. Austin Peay, 12/27/88

20-10 Game - Kyle Wiltjer (23 points, 12 rebounds) vs. Lipscomb (12/15/12)

30-10 Game - Tayshaun Prince (33 points, 11 rebounds) vs. Tennessee State, 12/22/98

Back-to-back 20-10 Games - Patrick Patterson vs. Tennessee State (33 points, 11 rebounds) 12/22/08; vs. Florida Atlantic (27 points, 14 rebounds) 12/27/08

Double-Double in Points and Rebs - Kyle Wiltjer (23 points, 12 rebounds) vs. Lipscomb (12/15/12)

Double-Double in Points and Assists - Marquis Teague (12 points, 10 assists) vs. Florida, 2/7/12

Double-Double in Points and Blocks - Never

Double-Double in Points and Steals - Never

Double-double in two consecutive games - Anthony Davis (18p, 11 r) vs. Baylor, 3/25/12; (18p, 14r) vs. Louisville (3/31/12);

Double-double in three consecutive games - Anthony Davis (22p, 12 r) at Florida, 3/4/12; (12p, 14r) vs. LSU (3/9/12); (15p, 12r) vs. Florida (3/10/12); (12 p, 10 r) vs. Vanderbilt (3/11/12)

Double-double in four consecutive games - Anthony Davis (22p, 12 r) at Florida, 3/4/12; (12p, 14r) vs. LSU (3/9/12); (15p, 12r) vs. Florida (3/10/12); (12 p, 10 r) vs. Vanderbilt (3/11/12)

Double-double in five consecutive games - Anthony Davis (15p, 11 r) vs. Loyola, 12/1/11; (10p, 13r) vs. Lamar (11/26/11); vs. (18p, 10r) Louisville; (22 p, 16 r) vs. Arkansas-Little Rock (1/3/12) ; (12 p, 10 r) South Carolina (1/7/12)

Double-double in six consecutive games - DeMarcus Cousins (7) at Auburn (1/16/10), vs. Arkansas (1/23), at South Carolina (1/26), vs. Vanderbilt (1/30), vs. Ole Miss (2/2), at LSU (2/6), vs. Alabama (2/9)

Double-double in 10 consecutive games - Jim Andrews, 1972-73 season

Two players record double-doubles- Anthony Davis (12 points, 10 rebounds) & Terrence Jones (12 points, 10 rebounds) vs. Vanderbilt (3/11/12)

Three players record double-doubles- DeMarcus Cousins (19 points, 14 rebounds)/Patrick Patterson (19 points, 10 rebounds)/John Wall (18 points, 10 rebounds) at Mississippi State, 2/16/10

Four players record double-doubles- Jack Givens (30 points, 13 rebounds)/Kyle Macy (16 points, 10 assists)/Mike Phillips (22 points, 18 rebounds)/Rick Robey (23 points, 13 rebounds) vs. Southern Methodist, 11/26/77

Five players record double-doubles- Never

FIELD GOALS

Made 12 FG in a game - Terrence Jones (12) vs. Oklahoma, 11/22/10

Made 15 FG in a game - Jodie Meeks (17) at Arkansas, 2/14/09

Made 16 FG in a game - Jodie Meeks (17) at Arkansas, 2/14/09

Made 17 FG in a game - Jodie Meeks (17) at Arkansas, 2/14/09

Made 18 FG in a game - Melvin Turpin (18) vs. Georgia 3/8/84

Made 19 FG in a game - Dan Issel (19) vs. Alabama 2/23/70

Made 20 FG in a game - Dan Issel (23) vs. Ole Miss 2/7/70

Made 21 FG in a game - Dan Issel (23) vs. Ole Miss 2/7/70

Made 22 FG in a game - Dan Issel (23) vs. Ole Miss 2/7/70

Made 23 FG in a game - Dan Issel (23) vs. Ole Miss 2/7/70

Attempted 17 FG in a game - Darius Miller (17) vs. Vanderbilt, 3/11/12

Attempted 18 FG in a game - Brandon Knight (23) vs. UConn, 4/2/11

Attempted 19 FG in a game - Brandon Knight (23) vs. UConn, 4/2/11

Attempted 20 FG in a game - Brandon Knight (23) vs. UConn, 4/2/11

Attempted 25 FG in a game - Jodie Meeks (27) vs. VMI, 11/14/08

THREE-POINTERS

Made 5 3-pointers in a game - Kyle Wiltjer (7) vs. Lipscomb, 12/15/12

Made 6 3-pointers in a game - Kyle Wiltjer (7) vs. Lipscomb, 12/15/12

Made 7 3-pointers in a game - Kyle Wiltjer (7) vs. Lipscomb, 12/15/12

Made 8 3-pointers in a game - Eric Bledsoe (8) vs. East Tennessee State (NCAA Tournament), 3/18/10

Made 9 3-pointers in a game - Jodie Meeks (10) at Tennessee, 1/13/09

Made 10 3-pointers in a game - Jodie Meeks (10) at Tennessee, 1/13/09

Made 11 3-pointers in a game - Never

Attempted 10 3-pointers in a game - Kyle Wiltjer (11) vs. Lafayette, 11/16/12

Attempted 15 3-pointers in a game - Jodie Meeks (15) at Tennessee, 1/13/09

Attempted 16 3-pointers in a game - Derrick Miller (16) vs. LSU 2/15/90

Attempted 17 3-pointers in a game - Derrick Miller (19) vs. Kansas 12/6/89

Attempted 18 3-pointers in a game - Derrick Miller (19) vs. Kansas 12/6/89

Attempted 19 3-pointers in a game - Derrick Miller (19) vs. Kansas 12/6/89

Made two 3-pointers in 10 straight games - Jodie Meeks (16), 12/3/08-1/31/09

Made three 3-pointers in 10 straight games - Gerald Fitch (20) 1/14/03-3/23/03

Made three 3-pointers in 15 straight games - Gerald Fitch (20) 1/14/03-3/23/03

Made three 3-pointers in 20 straight games - Gerald Fitch (20) 1/14/03-3/23/03

Made three 3-pointers in 25 straight games - Keith Bogans (29) 3/14/02-2/26/03

FREE THROWS

Made 8 FT in a game - Archie Goodwin (12) vs. Morehead State (11/21/12)

Made 9 FT in a game - Archie Goodwin (12) vs. Morehead State (11/21/12)

Made 10 FT in a game - Archie Goodwin (12) vs. Morehead State (11/21/12)

Made 11 FT in a game - Archie Goodwin (12) vs. Morehead State (11/21/12)

Made 12 FT in a game - Archie Goodwin (12) vs. Morehead State (11/21/12)

Made 13 FT in a game - Jodie Meeks (14) at Tennessee, 1/13/09

Made 14 FT in a game - Jodie Meeks (14) at Tennessee, 1/13/09

Made 15 FT in a game - Rodrick Rhodes (16) vs. Ole Miss 1/18/95

Made 16 FT in a game - Rodrick Rhodes (16) vs. Ole Miss 1/18/95

Made 17 FT in a game - Dwight Anderson (18) vs. Mississippi State 2/12/79

Made 18 FT in a game - Dwight Anderson (18) vs. Mississippi State 2/12/79

Attempted 10 FT in a game - Alex Poythress (10) vs. Lipscomb, (12/15/12)

Attempted 15 FT in a game - Archie Goodwin (17) vs. Morehead State (11/21/12)

Attempted 20 FT in a game - Heshimu Evans (20) vs. Ole Miss 3/5/99

REBOUNDS

15 Rebs - Nerlens Noel (16) vs. Baylor, 12/1/12

16 Rebs - Nerlens Noel (16) vs. Baylor, 12/1/12

20 Rebs - Jared Prickett (20) vs. Arkansas 2/9/94

25 Rebs - Mike Phillips (28) vs. Tennessee 1/10/76

30 Rebs - Cotton Nash (30) vs. Ole Miss 2/8/64

34 Rebs - Bob Burrow (34) vs. Temple 12/10/55

10+ Rebs in three consecutive games - Anthony Davis (5) at 3/17/12-4/2/12

10+ Rebs in four consecutive games - Anthony Davis (5) at 3/17/12-4/2/12

10+ Rebs in five consecutive games - Anthony Davis (5) at 3/17/12-4/2/12

10+ Rebs in six consecutive games - DeMarcus Cousins (9) at 1/16/10 - 2/16/10

10+ Rebs in seven consecutive games - DeMarcus Cousins (9) 1/16/10 - 2/16/10

10+ Rebs in eight consecutive games - DeMarcus Cousins (9) 1/16/10 - 2/16/10

10+ Rebs in nine consecutive games - DeMarcus Cousins (9) 1/16/10 - 2/16/10

Two players had 10 rebounds - Anthony Davis (12), Michael Kidd-Gilchrist (10) vs. Indiana (3/23/12)

Three players had 10 rebounds - Michael Kidd-Gilchrist (19), Terrence Jones (11), Anthony Davis (10) vs. Louisville (12/31/11)

ASSISTS

8 Assists - Archie Goodwin (9) vs. LIU Brooklyn, 11/23/12

9 Assists - Archie Goodwin (9) vs. LIU Brooklyn, 11/23/12

10 Assists - Julius Mays (10) vs. Lafayette, 11/16/12

11 Assists - John Wall (11) vs. East Tennessee State, 3/18/10

12 Assists - John Wall (16) vs. Hartford, 12/29/09

13 Assists - John Wall (16) vs. Hartford, 12/29/09

14 Assists - John Wall (16) vs. Hartford, 12/29/09

15 Assists - John Wall (16) vs. Hartford, 12/29/09

16 Assists - John Wall (16) vs. Hartford, 12/29/09

5+ Assists in Four Consecutive Games - John Wall (7) (2/27/10 to 3/27/10)

8+ Assists in Two Consecutive Games - Marquis Teague (3) (2/7/12 to 2/18/12)

BLOCKS

4 Blocks - Nerlens Noel (7) vs. Lipscomb, (12/15/12)

5 Blocks - Nerlens Noel (7) vs. Lipscomb, (12/15/12)

6 Blocks - Nerlens Noel (7) vs. Lipscomb, (12/15/12)

7 Blocks - Nerlens Noel (7) vs. Lipscomb, (12/15/12)

8 Blocks - Anthony Davis (8) at South Carolina (2/4/12)

9 Blocks - Andre Riddick (9) vs. LSU (3/14/93)

STEALS

5 Steals - Nerlens Noel (6) vs. Baylor, 12/1/12

6 Steals - Nerlens Noel (6) vs. Baylor, 12/1/12

7 Steals - Rajon Rondo (8) vs. Mississippi State, 2/19/05

8 Steals - Rajon Rondo (8) vs. Mississippi State, 2/19/05

MINUTES

Played every minute - Anthony Davis (40) vs. Iowa State, 3/17/12

Played over 40 minutes - Darius Miller (44)/Brandon Knight (43)/Josh Harrellson (42) at Arkansas, 2/23/11

Played over 50 minutes - Patrick Patterson (50) vs. Vanderbilt, 1/12/08

FOULS

Technical Foul - Nerlens Noel vs. Lipscomb, 12/15/12

Fouled Out - Nerlens Noel vs. Lipscomb, 12/15/12

Two Players Fouled Out - Michael Kidd-Gilchrist/Terrence Jones vs. Vanderbilt, 2/25/12

Three Players Fouled Out - Doron Lamb/DeAndre Liggins/Darius Miller at Georgia, 1/8/11

Four Players Fouled Out - Terrence Jones, Josh Harrellson, Brandon Knight, Eloy Vargas, at UNC 12/4/10

TEAM

Scored 90 or More Points - 104 vs. LIU Brooklyn, 11/23/12 (W, 104-75)

Scored 90 or More Points (SEC Game) - 90 vs. South Carolina, 2/19/11 (W, 90-59)

Scored 100 or More Points - 104 vs. LIU Brooklyn, 11/23/12 (W, 104-75)

Scored 100 or More Points (SEC Game) - 101 vs. Arkansas, 1/23/10 (W, 101-70)

Scored 110 or More Points - 115 vs. Tennessee State [NCAA First round], 12/30/02 (W, 115-87)

Scored 110 or More Points (SEC Game) - 120 vs. Vanderbilt, 2/7/96 (W, 120-81)

Scored 120 or More Points - 120 vs. Vanderbilt, 2/7/96 (W, 120-81)

Scored 120 or More Points (SEC Game) - 120 vs. Vanderbilt, 2/7/96 (W, 120-81)

Scored 130 or More Points - 143 vs. Georgia, 2/27/56 (W, 143-66)

Scored 140 or More Points - 143 vs. Georgia, 2/27/56 (W, 143-66)

Scored 150 or More Points - Never

Scored Less than 50 Points - 46 at Kansas, 1/7/06 (L, 73-46)

Allowed 90 or More Points -90 by Indiana, 3/23/12 (W, 102-90)

Allowed 90 or More Points (SEC Game) - 90 by Georgia, 3/4/09 (L, 90-85)

Allowed 100 or More Points - 111 by VMI, 11/14/08 (L, 111-103)

Allowed 100 or More Points (SEC Game) - 101 by Arkansas, 2/10/93 (L, 101-94)

Allowed Less Than 50 Points - 46 vs. Portland 12/8/12, (W, 101-49)

Allowed Less Than 50 Points (SEC) - 49 vs. Georgia 3/1/12, (W, 79-49)

Shot 70% from the field - .722 vs. Mississippi St., 2/15/86

Shot 65% from the field - .677 vs. LIU Brooklyn, 11/23/12

Shot 30% or less from the field - .296 vs. Baylor, 12/1/12

Allowed 50% shooting - .522 by Indiana, 3/23/12

Allowed 60% shooting - .640 by Florida, 3/4/07

Allowed 20% or less shooting - .200 by Central Arkansas, 11/6/07 (10-50)

Shot 90% or Better from Free Throw Line - 94.6 (35-37) vs. Indiana (3/23/12)

Shot 100% from Free Throw Line - 11-11 vs. Florida, 2/7/12

Shot 50% or Less from Free Throw Line - .500 vs. Baylor, 12/1/12 (9-18)

Attempted 40 FT - vs. Morehead State (31-41) 11/21/12

Attempted five or less FT - vs. South Carolina (4) 1/21/06

Made 30 FT - 32 vs. Louisville (32-43) 12/31/10

Hit 10 3-pointers - 11 vs. Lafayette, 11/16/12 (11-19)
Hit 11 3-pointers - 11 vs. Lafayette, 11/16/12 (11-19)
Hit 12 3-pointers - 15 vs. Georgia, 3/1/12 (15-27)
Hit 13 3-pointers - 15 vs. Georgia, 3/1/12 (15-27)
Hit 14 3-pointers - 15 vs. Georgia, 3/1/12 (15-27)
Hit 15 3-pointers - 15 vs. Georgia, 3/1/12 (15-27)
Hit 16 3-pointers - 16 vs. UNC-Asheville, 12/23/96 (16-33)
Hit 17 3-pointers - 20 vs. LSU, 3/4/95 (20-35)
Hit 18 3-pointers - 20 vs. LSU, 3/4/95 (20-35)
Hit 19 3-pointers - 20 vs. LSU, 3/4/95 (20-35)
Hit 20 3-pointers - 20 vs. LSU, 3/4/95 (20-35)
Hit 21 3-pointers - 21 vs. North Carolina, 12/27/89 (21-48)
Hit 22 3-pointers - Never

Scored 100 Points in Two Consecutive Games - 103 vs. Wake Forest, 3/25/93 (W, 103-69) and 106 vs. Florida State, 3/27/93 (W, 106-81)

Scored 100 Points in Three Consecutive Games - 114 vs. Portland State 12/16/77 (W, 114-88), 102 vs. St. John's 12/17/77 (W, 102-72), and 104 vs. Iona 12/23/77 (W, 104-65)

Scored 100 Points in Consecutive SEC Games - 143 vs. Georgia 2/27/56 (W, 143-66) and 101 vs. Tennessee 3/3/56 (W, 101-77)

Won game by 50 points or more - 52 vs. Lafayette (W, 101-49) 11/16/12

Won game by 60 points or more - 62 vs. Vanderbilt (W, 106-44) 3/5/03

Won game by 70 points or more - 74 vs. Tennessee-Martin (W, 124-50) 11/26/94

Game decided by one point - at Indiana, 12/10/11 (L, 73-72)

Game decided by two points - vs. Ohio State [NCAA RS], 3/25/11 (W, 62-60)

Game decided by three points - vs. Maryland, 11/9/12 (W, 72-69)

Two consecutive games decided by one point - vs. North Carolina (W, 73-72) 12/3/11 and at Indiana (L, 73-72) 12/10/11

Three consecutive games decided by one point - Never

Two consecutive games decided by two points - at Ole Miss (L, 71-69) 2/1/11 and Florida (L, 70-68) 2/5/11

Came back from 18-point deficit for win - W, 72-70 vs. Miami Univ. (11/16/09); Trailed 36-18 (7:04 in 1st)

Came back from 19-point deficit for win - W, 80-77 vs. Florida (3/2/94); Trailed 33-14 (7:00 in 1st)

Came back from 20-point deficit for win - W, 99-95 at LSU (2/15/94); Trailed 68-37 (15:34 in 2nd)

Came back from 30-point deficit for win - W, 99-95 at LSU (2/15/94); Trailed 68-37 (15:34 in 2nd)

Came back from 31-point deficit for win - W, 99-95 at LSU (2/15/94); Trailed 68-37 (15:34 in 2nd)

Played an Overtime Game - at Arkansas, 2/23/11, (L, 77-76, ot)

Won an Overtime Game - vs. Mississippi State (SEC Tournament), 3/14/10 (W, 75-74, ot)

Played an SEC Overtime Game - at Arkansas, 2/23/11, (L, 77-76, ot)

Won an SEC Overtime Game - vs. Mississippi State (SEC Tournament), 3/14/10 (W, 75-74, ot)

Lost an Overtime Game - at Arkansas, 2/23/11, (L, 77-76, ot)

Lost an SEC Overtime Game - at Arkansas, 2/23/11, (L, 77-76, ot)

Played Two Overtimes - vs. Vanderbilt, 1/12/08 (W, 79-73, 2ot)

Played Three Overtimes - vs. Temple 12/7/57 (W, 85-83)

Played Four Overtimes - Never played four overtime game

Played consecutive games that went to overtime - 12/9/78 vs. Kansas (W, 67-66) and 12/16/78 vs. Indiana (L, 68-67)

KENTUCKY BASKETBALL



Official Basketball Box Score -- Game Totals -- Final Statistics
Lipscomb vs Kentucky
 12/15/12 12:30 pm at Rupp Arena - Lexington, KY

Lipscomb 50 • 4-5

#	Player	Total		3-Ptr		Rebounds			PF	TP	A	TO	Blk	Stl	Min
		FG-FGA	FT-FTA	FG-FGA	FT-FTA	Off	Def	Tot							
01	Smith, Malcolm	f	1-5	0-0	0-1	1	0	1	2	2	0	3	0	1	15
35	Smith, Martin	f	6-9	3-4	3-6	1	4	5	2	18	1	4	1	0	37
41	Hurt, Stephen	c	4-8	0-0	4-6	5	6	11	3	12	0	5	2	0	27
00	Sankey, Khlon	g	3-6	0-0	0-0	0	3	3	4	6	2	3	0	1	31
04	Alexander, Deonte	g	0-4	0-2	0-0	0	1	1	2	0	1	1	0	0	19
03	Sanderson, Carter		1-4	0-1	0-0	0	1	1	0	2	1	2	0	0	16
05	Butler, J.J.		0-0	0-0	0-0	0	1	1	0	0	0	0	0	1	2
10	Denny, Talbott		0-2	0-0	5-6	1	1	2	4	5	0	0	0	0	6
14	Glover, John Ross		2-8	0-2	0-1	1	0	1	1	4	0	4	0	0	24
15	Greene, Dylan		0-1	0-1	0-0	0	0	0	0	0	0	0	0	0	2
20	Johnson, Chad		0-0	0-0	1-2	0	1	1	3	1	0	1	0	1	9
32	Garcia, Oscar		0-1	0-0	0-2	0	0	0	2	0	0	1	0	1	11
42	Ellis, Zack		0-0	0-0	0-0	0	0	0	0	0	0	0	0	0	1
	Team					3	2	5							
	Totals		17-48	3-10	13-24	12	20	32	23	50	5	24	3	5	200

FG % 1st Half: 12-25 48.0% 2nd half: 5-23 21.7% Game: 17-48 35.4% Deadball Rebounds
 3FG % 1st Half: 3-7 42.9% 2nd half: 0-3 0.0% Game: 3-10 30.0% 6.2
 FT % 1st Half: 2-5 40.0% 2nd half: 11-19 57.9% Game: 13-24 54.2%

Kentucky 88 • 7-3

#	Player	Total		3-Ptr		Rebounds			PF	TP	A	TO	Blk	Stl	Min
		FG-FGA	FT-FTA	FG-FGA	FT-FTA	Off	Def	Tot							
03	Noel, Nerlens	f	3-5	0-0	1-2	4	5	9	5	7	1	3	7	4	22
22	Poythress, Alex	f	2-8	0-2	7-10	2	2	4	2	11	0	2	0	0	25
10	Goodwin, Archie	g	5-9	0-2	0-3	1	3	4	3	10	4	3	2	0	22
12	Harrow, Ryan	g	6-13	0-3	0-0	1	0	1	2	12	2	0	0	2	31
34	Mays, Julius	g	1-8	0-4	5-5	3	3	6	2	7	4	0	0	1	30
04	Hood, Jon		1-2	1-2	0-0	0	1	1	1	3	0	1	0	0	9
05	Polson, Jarrod		3-5	0-0	1-3	1	0	1	1	7	1	2	0	1	15
11	Beckham, Twany		0-0	0-0	0-0	0	1	1	1	0	0	0	0	0	2
15	Caulley-Stein, Willie		3-4	0-0	2-3	0	2	2	1	8	4	2	1	3	20
33	Wiltjer, Kyle		8-12	7-9	0-0	5	7	12	2	23	2	1	0	1	24
	Team					1	0	1							
	Totals		32-66	8-22	16-26	18	24	42	20	88	18	14	10	12	200

FG % 1st Half: 16-36 44.4% 2nd half: 16-30 53.3% Game: 32-66 48.5% Deadball Rebounds
 3FG % 1st Half: 3-10 30.0% 2nd half: 5-12 41.7% Game: 8-22 36.4% 4
 FT % 1st Half: 8-12 66.7% 2nd half: 8-14 57.1% Game: 16-26 61.5%

Officials: Anthony Jordan, Ted Valentine, Tracy Woodson
 Technical fouls: Lipscomb-Alexander, Deonte 2. Kentucky-Noel, Nerlens;
 Caulley-Stein, Willie.
 Attendance: 21323

Score by periods	1st	2nd	Total
Lipscomb	29	21	50
Kentucky	43	45	88

Points	In	Off	2nd	Fast	Bench
LIPSCMB	Paint	T/O	Chance	Break	
UK	22	13	7	5	12
	46	26	20	14	41

Last FG - LIPSCMB 2nd-09:50, UK 2nd-01:50.
 Largest lead - LIPSCMB None, UK by 41 2nd-01:23.

Score tied - 1 time.
 Lead changed - 0 times.



Kentucky Basketball 2012-13
Kentucky Combined Team Statistics (as of Dec 15, 2012)
All games

RECORD:	OVERALL	HOME	AWAY	NEUTRAL
ALL GAMES	7-3	6-1	0-1	1-1
CONFERENCE	0-0	0-0	0-0	0-0
NON-CONFERENCE	7-3	6-1	0-1	1-1

#	Player	gp-gs	min	avg	Total		3-Point		F-Throw		Rebounds			pf	dq	a	to	blk	stl	pts	avg	
					fg-fga	fg%	3fg-fga	3fg%	ft-fa	ft%	off	def	tot									avg
10	Goodwin, Archie	10-10	320	32.0	52-105	.495	7-15	.467	47-72	.653	11	43	54	5.4	25	1	44	32	9	11	158	15.8
22	Poythress, Alex	10-10	288	28.8	58-89	.652	5-11	.455	29-43	.674	23	40	63	6.3	22	0	5	29	7	2	150	15.0
33	Wiltjer, Kyle	10-9	251	25.1	41-90	.456	24-58	.414	11-13	.846	12	38	50	5.0	18	0	21	11	5	5	117	11.7
03	Noel, Nerlens	10-10	298	29.8	43-80	.538	0-0	.000	21-39	.538	30	60	90	9.0	30	1	21	18	39	28	107	10.7
34	Mays, Julius	10-9	330	33.0	32-85	.376	16-47	.340	17-18	.944	7	22	29	2.9	15	0	35	11	0	5	97	9.7
15	Cauley-Stein, Willie	10-0	196	19.6	33-57	.579	0-0	.000	10-24	.417	20	31	51	5.1	17	0	10	13	19	10	76	7.6
12	Harrow, Ryan	6-2	114	19.0	12-40	.300	1-11	.091	1-5	.200	1	8	9	1.5	9	0	16	3	1	5	26	4.3
05	Polson, Jarrod	10-0	152	15.2	13-25	.520	2-7	.286	6-10	.600	4	8	12	1.2	13	0	13	7	0	7	34	3.4
04	Hood, Jon	8-0	38	4.8	5-8	.625	4-6	.667	0-0	.000	1	4	5	0.6	4	0	0	2	0	4	14	1.8
11	Beckham, Twany	3-0	7	2.3	1-1	1.000	0-0	.000	0-1	.000	0	1	1	0.3	1	0	1	0	0	1	2	0.7
21	Lanter, Tod	2-0	3	1.5	0-1	.000	0-1	.000	0-0	.000	0	0	0	0.0	0	0	0	0	0	0	0	0.0
32	Long, Brian	1-0	2	2.0	0-1	.000	0-1	.000	0-0	.000	0	0	0	0.0	0	0	0	0	0	0	0	0.0
13	Malone, Sam	1-0	1	1.0	0-0	.000	0-0	.000	0-0	.000	0	0	0	0.0	0	0	0	0	0	0	0	0.0
Team											4	11	15									
Total.....		10	2000		290-582	.498	59-157	.376	142-225	.631	113	266	379	37.9	154	2	166	126	80	78	781	78.1
Opponents.....		10	2000		224-581	.386	55-167	.329	115-165	.697	115	222	337	33.7	194	9	112	152	34	51	618	61.8

TEAM STATISTICS	UK	OPP	Date	Opponent	Score	Att.
SCORING	781	618	1	11/09/12	vs Maryland	w 72-69 17732
Points per game	78.1	61.8	2	11/13/12	vs Duke	L 68-75 22847
Scoring margin	+16.3	-	3	11/16/12	LAFAYETTE	w 101-49 21360
FIELD GOALS-ATT	290-582	224-581	3	11/21/12	MOREHEAD STATE	w 81-70 21897
Field goal pct	.498	.386	3	11/23/12	LIU-BROOKLYN	w 104-75 22221
3 POINT FG-ATT	59-157	55-167	4	11/29/12	at Notre Dame	L 50-64 9149
3-point FG pct	.376	.329		12/1/12	BAYLOR	L 55-64 24192
3-pt FG made per game	5.9	5.5		12/4/12	SAMFORD	w 88-56 21221
FREE THROWS-ATT	142-225	115-165		12/8/12	PORTLAND	w 74-46 22285
Free throw pct	.631	.697		12/15/12	LIPSCOMB	w 88-50 21323
F-Throws made per game	14.2	11.5				
REBOUNDS	379	337				
Rebounds per game	37.9	33.7				
Rebounding margin	+4.2	-				
ASSISTS	166	112				
Assists per game	16.6	11.2				
TURNOVERS	126	152				
Turnovers per game	12.6	15.2				
Turnover margin	+2.6	-				
Assist/turnover ratio	1.3	0.7				
STEALS	78	51				
Steals per game	7.8	5.1				
BLOCKS	80	34				
Blocks per game	8.0	3.4				
ATTENDANCE	154499	49728				
Home games-Avg/Game	7-22071	1-9149				
Neutral site-Avg/Game	-	2-20290				

1-Barclay's Classic (Brooklyn, NY); 2-State Farm Champions Classic (Atlanta, Ga.);
3-Barclay's Classic (Lexington, Ky.); 4-SEC/Big East Challenge (South Bend, Ind.)
* = Conference game

Score by Periods	1st	2nd	Totals
Kentucky	395	386	781
Opponents	307	311	618



Kentucky Basketball 2012-13
Kentucky Team Game-by-Game (as of Dec 15, 2012)
All games

TEAM STATISTICS

Opponent	Date	Score	W	Total		3-Pointers		Free throws		Rebounds				pf	a	t/o	blk	stl	pts	avg
				fg-fga	pct	3fg-fga	pct	ft-fa	pct	off	def	tot	avg							
vs Maryland	11/09/12	72-69	W	24-56	.429	6-13	.462	18-28	.643	13	25	38	38.0	16	12	12	11	5	72	72.0
vs Duke	11/13/12	68-75	L	25-51	.490	4-10	.400	14-21	.667	9	21	30	34.0	20	13	13	4	4	68	70.0
LAFAYETTE	11/16/12	101-49	W	40-62	.645	11-19	.579	10-16	.625	7	24	31	33.0	8	23	10	3	15	101	80.3
MOREHEAD STATE	11/21/12	81-70	W	24-47	.511	2-10	.200	31-41	.756	8	29	37	34.0	12	11	13	11	3	81	80.5
LIU-BROOKLYN	11/23/12	104-75	W	42-62	.677	7-13	.538	13-21	.619	8	33	41	35.4	16	28	10	11	5	104	85.2
at Notre Dame	11/29/12	50-64	L	19-47	.404	4-14	.286	8-14	.571	8	19	27	34.0	16	12	12	3	6	50	79.3
BAYLOR	12/1/12	55-64	L	21-71	.296	4-22	.182	9-18	.500	21	27	48	36.0	17	12	16	5	10	55	75.9
SAMFORD	12/4/12	88-56	W	34-61	.557	9-21	.429	11-18	.611	11	30	41	36.6	15	23	12	10	11	88	77.4
PORTLAND	12/8/12	74-46	W	29-59	.492	4-13	.308	12-22	.545	10	34	44	37.4	14	14	14	12	7	74	77.0
LIPSCOMB	12/15/12	88-50	W	32-66	.485	8-22	.364	16-26	.615	18	24	42	37.9	20	18	14	10	12	88	78.1
Kentucky		781		290-582	.498	59-157	.376	142-225	.631	113	266	379	37.9	154	166	126	80	78	781	78.1
Opponents		618		224-581	.386	55-167	.329	115-165	.697	115	222	337	33.7	194	112	152	34	51	618	61.8

Games played: 10
Points/game: 78.1
FG Pct: 49.8
3FG Pct: 37.6
FT Pct: 63.1

Rebounds/game: 37.9
Assists/game: 16.6
Turnovers/game: 12.6
Assist/turnover ratio: 1.3
Steals/game: 7.8
Blocks/game: 8.0



Kentucky Basketball 2012-13
Kentucky Opponent Game-by-Game (as of Dec 15, 2012)
All games

OPPONENT STATISTICS

Opponent	Date	Score		Total		3-Pointers		Free throws		Rebounds				pf	a	t/o	blk	stl	pts	avg
				fg-fga	pct	3fg-fga	pct	ft-fa	pct	off	def	tot	avg							
vs Maryland	11/09/12	72-69	W	25-75	.333	3-19	.158	16-21	.762	28	26	54	54.0	23	17	11	5	6	69	69.0
vs Duke	11/13/12	68-75	L	26-57	.456	8-18	.444	15-22	.682	11	20	31	42.5	17	16	8	6	6	75	72.0
LAFAYETTE	11/16/12	101-49	W	21-52	.404	6-23	.261	1-1	1.000	7	20	27	37.3	16	10	28	0	6	49	64.3
MOREHEAD STATE	11/21/12	81-70	W	25-68	.368	6-24	.250	14-16	.875	16	19	35	36.8	32	12	9	1	6	70	65.8
LIU-BROOKLYN	11/23/12	104-75	W	27-65	.415	4-11	.364	17-23	.739	9	15	24	34.2	18	12	7	4	3	75	67.6
at Notre Dame	11/29/12	50-64	L	24-50	.480	8-15	.533	8-12	.667	10	23	33	34.0	14	13	11	0	4	64	67.0
BAYLOR	12/1/12	55-64	L	22-54	.407	6-20	.300	14-18	.778	6	31	37	34.4	16	9	19	8	6	64	66.6
SAMFORD	12/4/12	88-56	W	21-53	.396	7-14	.500	7-12	.583	5	20	25	33.2	14	7	17	4	6	56	65.2
PORTLAND	12/8/12	74-46	W	16-59	.271	4-13	.308	10-16	.625	11	28	39	33.9	21	11	18	3	3	46	63.1
LIPSCOMB	12/15/12	88-50	W	17-48	.354	3-10	.300	13-24	.542	12	20	32	33.7	23	5	24	3	5	50	61.8
Opponents		618		224-581	.386	55-167	.329	115-165	.697	115	222	337	33.7	194	112	152	34	51	618	61.8
Kentucky		781		290-582	.498	59-157	.376	142-225	.631	113	266	379	37.9	154	166	126	80	78	781	78.1

Games played: 10
Points/game: 61.8
FG Pct: 38.6
3FG Pct: 32.9
FT Pct: 69.7

Rebounds/game: 33.7
Assists/game: 11.2
Turnovers/game: 15.2
Assist/turnover ratio: 0.7
Steals/game: 5.1
Blocks/game: 3.4



Kentucky Basketball 2012-13
 Kentucky Team Game-by-Game Comparison (as of Dec 15, 2012)
All games

Opponent	1st	2nd	Score	Mar	Total FG	FG Pct	3-Pointers	3FG Pct	Free Throws	FT Pct	Rebounds	Assist	T/Over	Block	Steal	Fouls
Maryland	49/36	23/33	72-69	+3	24-56/25-75	.429/.333	6-13/3-19	.462/.158	18-28/16-21	.643/.762	38/54 (16)	12/17	12/11	11/5	5/6	16/23
Duke	31/33	37/42	68-75	(7)	25-51/26-57	.490/.456	4-10/8-18	.400/.444	14-21/15-22	.667/.682	30/31 (1)	13/16	13/8	4/6	4/6	20/17
LAFAYETTE	51/31	50/18	101-49	+52	40-62/21-52	.645/.404	11-19/6-23	.579/.261	10-16/1-1	.625/1000	31/27 +4	23/10	10/28	3/0	15/6	8/16
MOREHEAD STATE	32/31	49/39	81-70	+11	24-47/25-68	.511/.368	2-10/6-24	.200/.250	31-41/14-16	.756/.875	37/35 +2	11/12	13/9	11/1	3/6	12/32
LIU-BROOKLYN	55/43	49/32	104-75	+29	42-62/27-65	.677/.415	7-13/4-11	.538/.364	13-21/17-23	.619/.739	41/24 +17	28/12	10/7	11/4	5/3	16/18
Notre Dame	25/36	25/28	50-64	(14)	19-47/24-50	.404/.480	4-14/8-15	.286/.533	8-14/8-12	.571/.667	27/33 (6)	12/13	12/11	3/0	6/4	16/14
BAYLOR	29/34	26/30	55-64	(9)	21-71/22-54	.296/.407	4-22/6-20	.182/.300	9-18/14-18	.500/.778	48/37 +11	12/9	16/19	5/8	10/6	17/16
SAMFORD	45/14	43/42	88-56	+32	34-61/21-53	.557/.396	9-21/7-14	.429/.500	11-18/7-12	.611/.583	41/25 +16	23/7	12/17	10/4	11/6	15/14
PORTLAND	35/20	39/26	74-46	+28	29-59/16-59	.492/.271	4-13/4-13	.308/.308	12-22/10-16	.545/.625	44/39 +5	14/11	14/18	12/3	7/3	14/21
LIPSCOMB	43/29	45/21	88-50	+38	32-66/17-48	.485/.354	8-22/3-10	.364/.300	16-26/13-24	.615/.542	42/32 +10	18/5	14/24	10/3	12/5	20/23

Note: Game totals are displayed in the format TEAM/OPPONENT for each category



Kentucky Basketball 2012-13
 Kentucky Team Game-by-Game Comparison (as of Dec 15, 2012)
All games -- 1st half only

Opponent	1st	2nd	Score	Mar	Total FG	FG Pct	3-Pointers	3FG Pct	Free Throws	FT Pct	Rebounds	Assist	T/Over	Block	Steal	Fouls
Maryland	49/36	23/33	72-69	+3	18-31/13-44	.581/.295	5-7/0-11	.714/.000	8-10/10-13	.800/.769	19/28 (9)	10/9	6/5	7/1	1/4	9/9
Duke	31/33	37/42	68-75	(7)	11-24/12-30	.458/.400	3-5/4-11	.600/.364	6-11/5-10	.545/.500	15/19 (4)	6/10	9/5	1/5	2/3	10/9
LAFAYETTE	51/31	50/18	101-49	+52	20-31/13-29	.645/.448	6-8/4-11	.750/.364	5-7/1-1	.714/1000	16/12 +4	12/7	4/9	3/0	6/3	4/8
MOREHEAD STATE	32/31	49/39	81-70	+11	11-24/13-37	.458/.351	0-4/3-15	.000/.200	10-14/2-2	.714/1000	20/19 +1	5/6	6/3	8/1	0/2	3/13
LIU-BROOKLYN	55/43	49/32	104-75	+29	23-33/17-35	.697/.486	2-3/3-7	.667/.429	7-11/6-9	.636/.667	16/15 +1	15/7	3/6	6/2	4/1	7/9
Notre Dame	25/36	25/28	50-64	(14)	9-24/15-27	.375/.556	1-8/3-7	.125/.429	6-9/3-3	.667/1000	11/18 (7)	3/7	5/6	0/0	3/3	8/8
BAYLOR	29/34	26/30	55-64	(9)	10-35/12-31	.286/.387	3-12/3-14	.250/.214	6-10/7-10	.600/.700	25/20 +5	7/6	11/11	2/5	7/6	8/9
SAMFORD	45/14	43/42	88-56	+32	17-32/4-20	.531/.200	3-10/1-4	.300/.250	8-12/5-9	.667/.556	23/13 +10	11/3	7/14	5/2	9/4	9/10
PORTLAND	35/20	39/26	74-46	+28	12-27/8-31	.444/.258	2-7/2-5	.286/.400	9-14/2-4	.643/.500	22/20 +2	6/6	8/10	7/1	4/1	5/11
LIPSCOMB	43/29	45/21	88-50	+38	16-36/12-25	.444/.480	3-10/3-7	.300/.429	8-12/2-5	.667/.400	19/19 -	11/2	6/15	5/2	7/1	7/9

Note: Game totals are displayed in the format TEAM/OPPONENT for each category



Kentucky Basketball 2012-13
Kentucky Team Game-by-Game Comparison (as of Dec 15, 2012)
All games -- 2nd half only

Opponent	1st	2nd	Score	Mar	Total FG	FG Pct	3-Pointers	3FG Pct	Free Throws	FT Pct	Rebounds	Assist	T/Over	Block	Steal	Fouls
Maryland	49/36	23/33	72-69	+3	6-25/12-31	.240/.387	1-6/3-8	.167/.375	10-18/6-8	.556/.750	19/26 (7)	2/8	6/6	4/4	4/2	7/14
Duke	31/33	37/42	68-75	(7)	14-27/14-27	.519/.519	1-5/4-7	.200/.571	8-10/10-12	.800/.833	15/12 +3	7/6	4/3	3/1	2/3	10/8
LAFAYETTE	51/31	50/18	101-49	+52	20-31/8-23	.645/.348	5-11/2-12	.455/.167	5-9/0-0	.556/.000	15/15 -	11/3	6/19	0/0	9/3	4/8
MOREHEAD STATE	32/31	49/39	81-70	+11	13-23/12-31	.565/.387	2-6/3-9	.333/.333	21-27/12-14	.778/.857	17/16 +1	6/6	7/6	3/0	3/4	9/19
LIU-BROOKLYN	55/43	49/32	104-75	+29	19-29/10-30	.655/.333	5-10/1-4	.500/.250	6-10/11-14	.600/.786	25/9 +16	13/5	7/1	5/2	1/2	9/9
Notre Dame	25/36	25/28	50-64	(14)	10-23/9-23	.435/.391	3-6/5-8	.500/.625	2-5/5-9	.400/.556	16/15 +1	9/6	7/5	3/0	3/1	8/6
BAYLOR	29/34	26/30	55-64	(9)	11-36/10-23	.306/.435	1-10/3-6	.100/.500	3-8/7-8	.375/.875	23/17 +6	5/3	5/8	3/3	3/0	9/7
SAMFORD	45/14	43/42	88-56	+32	17-29/17-33	.586/.515	6-11/6-10	.545/.600	3-6/2-3	.500/.667	18/12 +6	12/4	5/3	5/2	2/2	6/4
PORTLAND	35/20	39/26	74-46	+28	17-32/8-28	.531/.286	2-6/2-8	.333/.250	3-8/8-12	.375/.667	22/19 +3	8/5	6/8	5/2	3/2	9/10
LIPSCOMB	43/29	45/21	88-50	+38	16-30/5-23	.533/.217	5-12/0-3	.417/.000	8-14/11-19	.571/.579	23/13 +10	7/3	8/9	5/1	5/4	13/14

Note: Game totals are displayed in the format TEAM/OPPONENT for each category



Kentucky Basketball 2012-13
Kentucky Individual Game-by-Game (as of Dec 15, 2012)
All games

#03 Noel, Nerlens

Opponent	Date	gs	min	Total		3-Pointers		Free throws		Rebounds				pf	a	t/o	blk	stl	pts	avg	
				fg-fga	pct	3fg-fga	pct	ft-fa	pct	off	def	tot	avg								
vs Maryland	11/09/12	*	26	2-6	.333	0-0	.000	0-3	.000	2	7	9	9.0	3	0	0	3	2	4	4.0	
vs Duke	11/13/12	*	38	5-11	.455	0-0	.000	6-8	.750	2	6	8	8.5	3	2	1	3	4	16	10.0	
LAFAYETTE	11/16/12	*	28	6-8	.750	0-0	.000	3-5	.600	3	4	7	8.0	2	4	2	1	4	15	11.7	
MOREHEAD STATE	11/21/12	*	35	3-4	.750	0-0	.000	3-7	.429	3	8	11	8.8	3	4	3	6	3	9	11.0	
LIU-BROOKLYN	11/23/12	*	30	9-11	.818	0-0	.000	0-0	.000	2	6	8	8.6	3	5	2	5	0	18	12.4	
at Notre Dame	11/29/12	*	32	4-10	.400	0-0	.000	2-4	.500	3	4	7	8.3	4	1	0	1	2	10	12.0	
BAYLOR	12/1/12	*	31	3-14	.214	0-0	.000	2-3	.667	7	9	16	9.4	3	2	2	1	6	8	11.4	
SAMFORD	12/4/12	*	25	6-8	.750	0-0	.000	1-2	.500	2	4	6	9.0	2	0	3	5	2	13	11.6	
PORTLAND	12/8/12	*	31	2-3	.667	0-0	.000	3-5	.600	2	7	9	9.0	2	2	2	7	1	7	11.1	
LIPSCOMB	12/15/12	*	22	3-5	.600	0-0	.000	1-2	.500	4	5	9	9.0	5	1	3	7	4	7	10.7	
Totals			10	298	43-80	.538	0-0	.000	21-39	.538	30	60	90	9.0	30	21	18	39	28	107	10.7

Games played: 10
 Minutes/game: 29.8
 Points/game: 10.7
 FG Pct: 53.8
 FT Pct: 53.8

Rebounds/game: 9.0
 Assists/game: 2.1
 Turnovers/game: 1.8
 Assist/turnover ratio: 1.2
 Steals/game: 2.8
 Blocks/game: 3.9

#04 Hood, Jon

Opponent	Date	gs	min	Total		3-Pointers		Free throws		Rebounds				pf	a	t/o	blk	stl	pts	avg	
				fg-fga	pct	3fg-fga	pct	ft-fa	pct	off	def	tot	avg								
vs Duke	11/13/12		1	0-0	.000	0-0	.000	0-0	.000	0	0	0	0.0	0	0	0	0	0	0	0.0	
LAFAYETTE	11/16/12		11	0-1	.000	0-0	.000	0-0	.000	0	2	2	1.0	1	0	1	0	2	0	0.0	
LIU-BROOKLYN	11/23/12		7	1-1	1.000	1-1	1.000	0-0	.000	1	0	1	1.0	0	0	0	0	2	3	1.0	
at Notre Dame	11/29/12		4	1-1	1.000	0-0	.000	0-0	.000	0	0	0	0.8	2	0	0	0	0	2	1.3	
BAYLOR	12/1/12		1	0-0	.000	0-0	.000	0-0	.000	0	0	0	0.6	0	0	0	0	0	0	1.0	
SAMFORD	12/4/12		4	2-3	.667	2-3	.667	0-0	.000	0	1	1	0.7	0	0	0	0	0	6	1.8	
PORTLAND	12/8/12		1	0-0	.000	0-0	.000	0-0	.000	0	0	0	0.6	0	0	0	0	0	0	1.6	
LIPSCOMB	12/15/12		9	1-2	.500	1-2	.500	0-0	.000	0	1	1	0.6	1	0	1	0	0	3	1.8	
Totals			0	38	5-8	.625	4-6	.667	0-0	.000	1	4	5	0.6	4	0	2	0	4	14	1.8

Games played: 8
 Minutes/game: 4.8
 Points/game: 1.8
 FG Pct: 62.5
 3FG Pct: 66.7

Rebounds/game: 0.6
 Turnovers/game: 0.3
 Steals/game: 0.5

#05 Polson, Jarrod

Opponent	Date	gs	min	Total		3-Pointers		Free throws		Rebounds				pf	a	t/o	blk	stl	pts	avg	
				fg-fga	pct	3fg-fga	pct	ft-fa	pct	off	def	tot	avg								
vs Maryland	11/09/12		22	4-5	.800	0-1	.000	2-2	1.000	2	0	2	2.0	1	3	0	0	1	10	10.0	
vs Duke	11/13/12		12	0-0	.000	0-0	.000	0-0	.000	0	1	1	1.5	3	0	1	0	0	0	5.0	
LAFAYETTE	11/16/12		26	3-5	.600	1-2	.500	0-0	.000	0	2	2	1.7	2	3	1	0	2	7	5.7	
MOREHEAD STATE	11/21/12		13	0-0	.000	0-0	.000	2-2	1.000	0	1	1	1.5	2	0	0	0	0	2	4.8	
LIU-BROOKLYN	11/23/12		19	2-3	.667	1-1	1.000	0-1	.000	0	2	2	1.6	1	1	1	0	1	5	4.8	
at Notre Dame	11/29/12		16	1-3	.333	0-2	.000	0-0	.000	1	0	1	1.5	1	1	0	0	0	2	4.3	
BAYLOR	12/1/12		4	0-0	.000	0-0	.000	0-0	.000	0	0	0	1.3	0	0	0	0	0	0	3.7	
SAMFORD	12/4/12		21	0-3	.000	0-1	.000	1-2	.500	0	1	1	1.3	2	4	2	0	2	1	3.4	
PORTLAND	12/8/12		4	0-1	.000	0-0	.000	0-0	.000	0	1	1	1.2	0	0	0	0	0	0	3.0	
LIPSCOMB	12/15/12		15	3-5	.600	0-0	.000	1-3	.333	1	0	1	1.2	1	1	2	0	1	7	3.4	
Totals			0	152	13-25	.520	2-7	.286	6-10	.600	4	8	12	1.2	13	13	7	0	7	34	3.4

Games played: 10
 Minutes/game: 15.2
 Points/game: 3.4
 FG Pct: 52.0
 3FG Pct: 28.6
 FT Pct: 60.0

Rebounds/game: 1.2
 Assists/game: 1.3
 Turnovers/game: 0.7
 Assist/turnover ratio: 1.9
 Steals/game: 0.7



Kentucky Basketball 2012-13
Kentucky Individual Game-by-Game (as of Dec 15, 2012)
All games

#10 Goodwin, Archie

Opponent	Date	gs	min	Total		3-Pointers		Free throws		Rebounds				pf	a	t/o	blk	stl	pts	avg	
				fg-fga	pct	3fg-fga	pct	ft-fa	pct	off	def	tot	avg								
vs Maryland	11/09/12	*	37	3-8	.375	1-1	1.000	9-11	.818	0	2	2	2.0	1	2	3	0	0	16	16.0	
vs Duke	11/13/12	*	37	5-12	.417	1-2	.500	5-8	.625	1	5	6	4.0	4	4	4	1	0	16	16.0	
LAFAYETTE	11/16/12	*	25	5-8	.625	2-3	.667	1-3	.333	1	2	3	3.7	2	3	3	1	1	13	15.0	
MOREHEAD STATE	11/21/12	*	36	8-13	.615	0-0	.000	12-17	.706	1	5	6	4.3	1	4	4	3	0	28	18.3	
LIU-BROOKLYN	11/23/12	*	36	8-14	.571	1-1	1.000	5-7	.714	1	8	9	5.2	2	9	3	1	2	22	19.0	
at Notre Dame	11/29/12	*	32	1-7	.143	0-0	.000	1-2	.500	0	7	7	5.5	2	5	2	1	1	3	16.3	
BAYLOR	12/1/12	*	37	5-11	.455	0-1	.000	7-12	.583	3	3	6	5.6	5	5	5	0	2	17	16.4	
SAMFORD	12/4/12	*	25	6-11	.545	2-4	.500	4-4	1.000	0	3	3	5.3	2	4	1	0	3	18	16.6	
PORTLAND	12/8/12	*	33	6-12	.500	0-1	.000	3-5	.600	3	5	8	5.6	3	4	4	0	2	15	16.4	
LIPSCOMB	12/15/12	*	22	5-9	.556	0-2	.000	0-3	.000	1	3	4	5.4	3	4	3	2	0	10	15.8	
Totals			10	320	52-105	.495	7-15	.467	47-72	.653	11	43	54	5.4	25	44	32	9	11	158	15.8

Games played: 10
 Minutes/game: 32.0
 Points/game: 15.8
 FG Pct: 49.5
 3FG Pct: 46.7
 FT Pct: 65.3

Rebounds/game: 5.4
 Assists/game: 4.4
 Turnovers/game: 3.2
 Assist/turnover ratio: 1.4
 Steals/game: 1.1
 Blocks/game: 0.9

#11 Beckham, Twany

Opponent	Date	gs	min	Total		3-Pointers		Free throws		Rebounds				pf	a	t/o	blk	stl	pts	avg	
				fg-fga	pct	3fg-fga	pct	ft-fa	pct	off	def	tot	avg								
LAFAYETTE	11/16/12		4	1-1	1.000	0-0	.000	0-1	.000	0	0	0	0.0	0	1	0	0	1	2	2.0	
PORTLAND	12/8/12		1	0-0	.000	0-0	.000	0-0	.000	0	0	0	0.0	0	0	0	0	0	0	1.0	
LIPSCOMB	12/15/12		2	0-0	.000	0-0	.000	0-0	.000	0	1	1	0.3	1	0	0	0	0	0	0.7	
Totals			0	7	1-1	1.000	0-0	.000	0-1	.000	0	1	1	0.3	1	1	0	0	1	2	0.7

Games played: 3
 Minutes/game: 2.3
 Points/game: 0.7
 FG Pct: 100.0
 FT Pct: 0.0

Rebounds/game: 0.3
 Assists/game: 0.3
 Assist/turnover ratio: 99.9
 Steals/game: 0.3

#12 Harrow, Ryan

Opponent	Date	gs	min	Total		3-Pointers		Free throws		Rebounds				pf	a	t/o	blk	stl	pts	avg	
				fg-fga	pct	3fg-fga	pct	ft-fa	pct	off	def	tot	avg								
vs Maryland	11/09/12	*	10	0-4	.000	0-2	.000	0-0	.000	0	0	0	0.0	2	2	1	1	0	0	0.0	
at Notre Dame	11/29/12		9	1-4	.250	0-1	.000	0-0	.000	0	1	1	0.5	0	0	1	0	1	2	1.0	
BAYLOR	12/1/12		18	1-9	.111	0-2	.000	0-0	.000	0	3	3	1.3	0	2	0	0	1	2	1.3	
SAMFORD	12/4/12		21	1-2	.500	0-1	.000	0-2	.000	0	0	0	1.0	2	4	0	0	0	2	1.5	
PORTLAND	12/8/12		25	3-8	.375	1-2	.500	1-3	.333	0	4	4	1.6	3	6	1	0	1	8	2.8	
LIPSCOMB	12/15/12	*	31	6-13	.462	0-3	.000	0-0	.000	1	0	1	1.5	2	2	0	0	2	12	4.3	
Totals			2	114	12-40	.300	1-11	.091	1-5	.200	1	8	9	1.5	9	16	3	1	5	26	4.3

Games played: 6
 Minutes/game: 19.0
 Points/game: 4.3
 FG Pct: 30.0
 3FG Pct: 9.1
 FT Pct: 20.0

Rebounds/game: 1.5
 Assists/game: 2.7
 Turnovers/game: 0.5
 Assist/turnover ratio: 5.3
 Steals/game: 0.8
 Blocks/game: 0.2



Kentucky Basketball 2012-13
Kentucky Individual Game-by-Game (as of Dec 15, 2012)
All games

#13 Malone, Sam

Opponent	Date	gs	min	Total		3-Pointers		Free throws		Rebounds				pf	a	t/o	blk	stl	pts	avg
				fg-fga	pct	3fg-fga	pct	ft-fa	pct	off	def	tot	avg							
PORTLAND	12/8/12		1	0-0	.000	0-0	.000	0-0	.000	0	0	0	0.0	0	0	0	0	0	0	0.0
Totals		0	1	0-0	.000	0-0	.000	0-0	.000	0	0	0	0.0	0	0	0	0	0	0	0.0

Games played: 1
 Minutes/game: 1.0

#15 Cauley-Stein, Willie

Opponent	Date	gs	min	Total		3-Pointers		Free throws		Rebounds				pf	a	t/o	blk	stl	pts	avg
				fg-fga	pct	3fg-fga	pct	ft-fa	pct	off	def	tot	avg							
vs Maryland	11/09/12		28	3-6	.500	0-0	.000	2-4	.500	2	4	6	6.0	2	2	2	4	0	8	8.0
vs Duke	11/13/12		6	2-3	.667	0-0	.000	0-1	.000	0	0	0	3.0	3	0	1	0	0	4	6.0
LAFAYETTE	11/16/12		24	6-9	.667	0-0	.000	2-2	1.000	2	2	4	3.3	0	0	1	0	2	14	8.7
MOREHEAD STATE	11/21/12		21	1-3	.333	0-0	.000	0-0	.000	0	4	4	3.5	1	1	2	1	0	2	7.0
LIU-BROOKLYN	11/23/12		25	5-7	.714	0-0	.000	2-5	.400	3	5	8	4.4	2	1	0	4	0	12	8.0
at Notre Dame	11/29/12		18	3-4	.750	0-0	.000	0-0	.000	1	0	1	3.8	0	1	1	0	0	6	7.7
BAYLOR	12/1/12		13	3-7	.429	0-0	.000	0-2	.000	3	4	7	4.3	4	0	2	2	0	6	7.4
SAMFORD	12/4/12		22	5-10	.500	0-0	.000	2-5	.400	6	6	12	5.3	0	1	0	4	3	12	8.0
PORTLAND	12/8/12		19	2-4	.500	0-0	.000	0-2	.000	3	4	7	5.4	4	0	2	3	2	4	7.6
LIPSCOMB	12/15/12		20	3-4	.750	0-0	.000	2-3	.667	0	2	2	5.1	1	4	2	1	3	8	7.6
Totals		0	196	33-57	.579	0-0	.000	10-24	.417	20	31	51	5.1	17	10	13	19	10	76	7.6

Games played: 10
 Minutes/game: 19.6
 Points/game: 7.6
 FG Pct: 57.9
 FT Pct: 41.7

Rebounds/game: 5.1
 Assists/game: 1.0
 Turnovers/game: 1.3
 Assist/turnover ratio: 0.8
 Steals/game: 1.0
 Blocks/game: 1.9

#21 Lanter, Tod

Opponent	Date	gs	min	Total		3-Pointers		Free throws		Rebounds				pf	a	t/o	blk	stl	pts	avg
				fg-fga	pct	3fg-fga	pct	ft-fa	pct	off	def	tot	avg							
LAFAYETTE	11/16/12		2	0-0	.000	0-0	.000	0-0	.000	0	0	0	0.0	0	0	0	0	0	0	0.0
PORTLAND	12/8/12		1	0-1	.000	0-1	.000	0-0	.000	0	0	0	0.0	0	0	0	0	0	0	0.0
Totals		0	3	0-1	.000	0-1	.000	0-0	.000	0	0	0	0.0	0	0	0	0	0	0	0.0

Games played: 2
 Minutes/game: 1.5
 FG Pct: 0.0
 3FG Pct: 0.0



Kentucky Basketball 2012-13
Kentucky Individual Game-by-Game (as of Dec 15, 2012)
All games

#22 Poythress, Alex

Opponent	Date	gs	min	Total		3-Pointers		Free throws		Rebounds				pf	a	t/o	blk	stl	pts	avg	
				fg-fga	pct	3fg-fga	pct	ft-fa	pct	off	def	tot	avg								
vs Maryland	11/09/12	*	23	3-8	.375	0-0	.000	2-4	.500	4	3	7	7.0	4	0	3	0	0	8	8.0	
vs Duke	11/13/12	*	37	9-12	.750	1-2	.500	1-2	.500	5	3	8	7.5	2	0	2	0	0	20	14.0	
LAFAYETTE	11/16/12	*	23	9-10	.900	0-0	.000	4-5	.800	1	4	5	6.7	0	0	2	1	1	22	16.7	
MOREHEAD STATE	11/21/12	*	38	6-12	.500	0-0	.000	8-8	1.000	3	5	8	7.0	1	0	2	0	0	20	17.5	
LIU-BROOKLYN	11/23/12	*	29	9-11	.818	0-0	.000	4-6	.667	0	9	9	7.4	4	1	2	0	0	22	18.4	
at Notre Dame	11/29/12	*	23	1-1	1.000	0-0	.000	1-3	.333	0	2	2	6.5	4	1	3	1	0	3	15.8	
BAYLOR	12/1/12	*	34	6-10	.600	1-2	.500	0-1	.000	5	1	6	6.4	2	2	5	2	1	13	15.4	
SAMFORD	12/4/12	*	27	7-9	.778	2-3	.667	0-0	.000	2	6	8	6.6	2	1	5	1	0	16	15.5	
PORTLAND	12/8/12	*	29	6-8	.750	1-2	.500	2-4	.500	1	5	6	6.6	1	0	3	2	0	15	15.4	
LIPSCOMB	12/15/12	*	25	2-8	.250	0-2	.000	7-10	.700	2	2	4	6.3	2	0	2	0	0	11	15.0	
Totals			10	288	58-89	.652	5-11	.455	29-43	.674	23	40	63	6.3	22	5	29	7	2	150	15.0

Games played: 10
Minutes/game: 28.8
Points/game: 15.0
FG Pct: 65.2
3FG Pct: 45.5
FT Pct: 67.4

Rebounds/game: 6.3
Assists/game: 0.5
Turnovers/game: 2.9
Assist/turnover ratio: 0.2
Steals/game: 0.2
Blocks/game: 0.7

#32 Long, Brian

Opponent	Date	gs	min	Total		3-Pointers		Free throws		Rebounds				pf	a	t/o	blk	stl	pts	avg
				fg-fga	pct	3fg-fga	pct	ft-fa	pct	off	def	tot	avg							
LAFAYETTE	11/16/12		2	0-1	.000	0-1	.000	0-0	.000	0	0	0	0.0	0	0	0	0	0	0	0.0
Totals			0	2	0-1	.000	0-1	.000	0-0	.000	0	0	0	0.0	0	0	0	0	0	0.0

Games played: 1
Minutes/game: 2.0
FG Pct: 0.0
3FG Pct: 0.0

#33 Wiltjer, Kyle

Opponent	Date	gs	min	Total		3-Pointers		Free throws		Rebounds				pf	a	t/o	blk	stl	pts	avg	
				fg-fga	pct	3fg-fga	pct	ft-fa	pct	off	def	tot	avg								
vs Maryland	11/09/12	*	24	6-9	.667	4-6	.667	3-4	.750	1	5	6	6.0	3	2	3	3	0	19	19.0	
vs Duke	11/13/12	*	32	2-5	.400	1-2	.500	0-0	.000	1	2	3	4.5	2	4	0	0	0	5	12.0	
LAFAYETTE	11/16/12	*	24	8-16	.500	7-11	.636	0-0	.000	0	4	4	4.3	0	2	0	0	0	23	15.7	
MOREHEAD STATE	11/21/12	*	24	4-8	.500	1-5	.200	0-0	.000	1	3	4	4.3	3	0	2	1	0	9	14.0	
LIU-BROOKLYN	11/23/12	*	20	2-5	.400	1-4	.250	2-2	1.000	1	3	4	4.2	2	5	1	1	0	7	12.6	
at Notre Dame	11/29/12	*	31	2-7	.286	0-4	.000	2-3	.667	2	3	5	4.3	2	0	2	0	2	6	11.5	
BAYLOR	12/1/12	*	23	1-11	.091	1-9	.111	0-0	.000	1	1	2	4.0	2	0	0	0	0	3	10.3	
SAMFORD	12/4/12	*	27	3-9	.333	1-5	.200	3-3	1.000	0	7	7	4.4	2	4	0	0	1	10	10.3	
PORTLAND	12/8/12	*	22	5-8	.625	1-3	.333	1-1	1.000	0	3	3	4.2	0	2	2	0	1	12	10.4	
LIPSCOMB	12/15/12		24	8-12	.667	7-9	.778	0-0	.000	5	7	12	5.0	2	2	1	0	1	23	11.7	
Totals			9	251	41-90	.456	24-58	.414	11-13	.846	12	38	50	5.0	18	21	11	5	5	117	11.7

Games played: 10
Minutes/game: 25.1
Points/game: 11.7
FG Pct: 45.6
3FG Pct: 41.4
FT Pct: 84.6

Rebounds/game: 5.0
Assists/game: 2.1
Turnovers/game: 1.1
Assist/turnover ratio: 1.9
Steals/game: 0.5
Blocks/game: 0.5



Kentucky Basketball 2012-13
Kentucky Individual Game-by-Game (as of Dec 15, 2012)
All games

#34 Mays, Julius

Opponent	Date	gs	min	Total		3-Pointers		Free throws		Rebounds				pf	a	t/o	blk	stl	pts	avg
				fg-fga	pct	3fg-fga	pct	ft-fa	pct	off	def	tot	avg							
vs Maryland	11/09/12		30	3-10	.300	1-3	.333	0-0	.000	1	1	2	2.0	0	1	0	0	2	7	7.0
vs Duke	11/13/12	*	37	2-8	.250	1-4	.250	2-2	1.000	0	1	1	1.5	3	3	4	0	0	7	7.0
LAFAYETTE	11/16/12	*	31	2-3	.667	1-2	.500	0-0	.000	0	3	3	2.0	1	10	0	0	2	5	6.3
MOREHEAD STATE	11/21/12	*	33	2-7	.286	1-5	.200	6-7	.857	0	3	3	2.3	1	2	0	0	0	11	7.5
LIU-BROOKLYN	11/23/12	*	34	6-10	.600	3-6	.500	0-0	.000	0	0	0	1.8	2	6	1	0	0	15	9.0
at Notre Dame	11/29/12	*	35	5-10	.500	4-7	.571	2-2	1.000	0	2	2	1.8	1	3	3	0	0	16	10.2
BAYLOR	12/1/12	*	39	2-9	.222	2-8	.250	0-0	.000	1	4	5	2.3	1	1	2	0	0	6	9.6
SAMFORD	12/4/12	*	28	4-6	.667	2-4	.500	0-0	.000	1	2	3	2.4	3	5	1	0	0	10	9.6
PORTLAND	12/8/12	*	33	5-14	.357	1-4	.250	2-2	1.000	1	3	4	2.6	1	0	0	0	0	13	10.0
LIPSCOMB	12/15/12	*	30	1-8	.125	0-4	.000	5-5	1.000	3	3	6	2.9	2	4	0	0	1	7	9.7
Totals		9	330	32-85	.376	16-47	.340	17-18	.944	7	22	29	2.9	15	35	11	0	5	97	9.7

Games played: 10
 Minutes/game: 33.0
 Points/game: 9.7
 FG Pct: 37.6
 3FG Pct: 34.0
 FT Pct: 94.4

Rebounds/game: 2.9
 Assists/game: 3.5
 Turnovers/game: 1.1
 Assist/turnover ratio: 3.2
 Steals/game: 0.5

#TM TEAM

Opponent	Date	gs	min	Total		3-Pointers		Free throws		Rebounds				pf	a	t/o	blk	stl	pts	avg
				fg-fga	pct	3fg-fga	pct	ft-fa	pct	off	def	tot	avg							
vs Maryland	11/09/12		0	0-0	.000	0-0	.000	0-0	.000	1	3	4	4.0	0	0	0	0	0	0	0.0
vs Duke	11/13/12		0	0-0	.000	0-0	.000	0-0	.000	0	3	3	3.5	0	0	0	0	0	0	0.0
LAFAYETTE	11/16/12		0	0-0	.000	0-0	.000	0-0	.000	0	1	1	2.7	0	0	0	0	0	0	0.0
MOREHEAD STATE	11/21/12		0	0-0	.000	0-0	.000	0-0	.000	0	0	0	2.0	0	0	0	0	0	0	0.0
LIU-BROOKLYN	11/23/12		0	0-0	.000	0-0	.000	0-0	.000	0	0	0	1.6	0	0	0	0	0	0	0.0
at Notre Dame	11/29/12		0	0-0	.000	0-0	.000	0-0	.000	1	0	1	1.5	0	0	0	0	0	0	0.0
BAYLOR	12/1/12		0	0-0	.000	0-0	.000	0-0	.000	1	2	3	1.7	0	0	0	0	0	0	0.0
SAMFORD	12/4/12		0	0-0	.000	0-0	.000	0-0	.000	0	0	0	1.5	0	0	0	0	0	0	0.0
PORTLAND	12/8/12		0	0-0	.000	0-0	.000	0-0	.000	0	2	2	1.6	0	0	0	0	0	0	0.0
LIPSCOMB	12/15/12		0	0-0	.000	0-0	.000	0-0	.000	1	0	1	1.5	0	0	0	0	0	0	0.0
Totals		0	0	0-0	.000	0-0	.000	0-0	.000	4	11	15	1.5	0	0	0	0	0	0	0.0

Games played: 10

Rebounds/game: 1.5



Kentucky Basketball 2012-13
Kentucky Points-Rebounds-Assists (as of Dec 15, 2012)
All games

Opponent	Date	Score		03	04	05	10	11	12	13
				NOEL,NERLE	HOOD,JON	POLSON,JAR	GOODWIN,AR	BECKHAM,TW	HARROW,RYA	MALONE,SAM
vs Maryland	11/09/12	72-69	w	4-9-0	DNP	10-2-3	16-2-2	DNP	0-0-2	DNP
vs Duke	11/13/12	68-75	L	16-8-2	0-0-0	0-1-0	16-6-4	DNP	DNP	DNP
LAFAYETTE	11/16/12	101-49	w	15-7-4	0-2-0	7-2-3	13-3-3	2-0-1	DNP	DNP
MOREHEAD STATE	11/21/12	81-70	w	9-11-4	DNP	2-1-0	28-6-4	DNP	DNP	DNP
LIU-BROOKLYN	11/23/12	104-75	w	18-8-5	3-1-0	5-2-1	22-9-9	DNP	DNP	DNP
at Notre Dame	11/29/12	50-64	L	10-7-1	2-0-0	2-1-1	3-7-5	DNP	2-1-0	DNP
BAYLOR	12/1/12	55-64	L	8-16-2	0-0-0	0-0-0	17-6-5	DNP	2-3-2	DNP
SAMFORD	12/4/12	88-56	w	13-6-0	6-1-0	1-1-4	18-3-4	DNP	2-0-4	DNP
PORTLAND	12/8/12	74-46	w	7-9-2	0-0-0	0-1-0	15-8-4	0-0-0	8-4-6	0-0-0
LIPSCOMB	12/15/12	88-50	w	7-9-1	3-1-0	7-1-1	10-4-4	0-1-0	12-1-2	DNP

Opponent	Date	Score		15	21	22	32	33	34
				CAULEY-STE	LANTER,TOD	POYTHRESS,	LONG,BRIAN	WILTJER,KY	MAYS,JULIU
vs Maryland	11/09/12	72-69	w	8-6-2	DNP	8-7-0	DNP	19-6-2	7-2-1
vs Duke	11/13/12	68-75	L	4-0-0	DNP	20-8-0	DNP	5-3-4	7-1-3
LAFAYETTE	11/16/12	101-49	w	14-4-0	0-0-0	22-5-0	0-0-0	23-4-2	5-3-10
MOREHEAD STATE	11/21/12	81-70	w	2-4-1	DNP	20-8-0	DNP	9-4-0	11-3-2
LIU-BROOKLYN	11/23/12	104-75	w	12-8-1	DNP	22-9-1	DNP	7-4-5	15-0-6
at Notre Dame	11/29/12	50-64	L	6-1-1	DNP	3-2-1	DNP	6-5-0	16-2-3
BAYLOR	12/1/12	55-64	L	6-7-0	DNP	13-6-2	DNP	3-2-0	6-5-1
SAMFORD	12/4/12	88-56	w	12-12-1	DNP	16-8-1	DNP	10-7-4	10-3-5
PORTLAND	12/8/12	74-46	w	4-7-0	0-0-0	15-6-0	DNP	12-3-2	13-4-0
LIPSCOMB	12/15/12	88-50	w	8-2-4	DNP	11-4-0	DNP	23-12-2	7-6-4