

# KENTUCKY WILDCATS

EIGHT NATIONAL TITLES A PLAYERS FIRST PROGRAM FIRST PROGRAM TO 2,000 WINS

## SCHEDULE/RESULTS (15-5, 5-2 SEC)

Date	Opponent	Result/Time
N. 1	TRANSYLVANIA (Exh.) [FSS]	W, 76-42
N. 4	MONTEVALLO (Exh.) [FSS]	W, 95-72
N. 8	UNC ASHEVILLE [FSS]	W, 89-57
N. 10	NORTHERN KENTUCKY [FSS]	W, 93-63
N. 12 <sup>1</sup>	vs. No. 2/2 Michigan State [ESPN]	L, 78-74
N. 17 <sup>2</sup>	ROBERT MORRIS [ESPN2]	W, 87-49
N. 19 <sup>2</sup>	UT ARLINGTON [CSS]	W, 105-76
N. 25 <sup>2</sup>	CLEVELAND STATE [FSN]	W, 68-61
N. 27 <sup>2</sup>	EASTERN MICHIGAN [FSS]	W, 81-63
D. 1 <sup>3</sup>	vs. Providence [Fox Sports 1]	W, 79-65
D. 6 <sup>4</sup>	vs. No. 20/20 Baylor [ESPN]	L, 67-62
D. 10	BOISE STATE [ESPN]	W, 70-55
D. 14	at No. 18/21 North Carolina [ESPN]	L, 82-77
D. 21	BELMONT [ESPNU]	W, 93-80
D. 28	No. 6/4 LOUISVILLE [CBS]	W, 73-66
J. 8	* MISSISSIPPI STATE [SEC]	W, 85-63
J. 11	* at Vanderbilt [CBS]	W, 71-62
J. 14	* at Arkansas [ESPN]	L, 87-85 OT
J. 18	* TENNESSEE [CBS]	W, 74-66
J. 21	* TEXAS A&M [ESPN]	W, 68-51
J. 25	* GEORGIA [SEC]	W, 79-54
J. 28	* at LSU [ESPN]	L, 87-82
F. 1	* at Missouri [CBS]	1:00 p.m.
F. 4	* OLE MISS [ESPNU]	7:00 p.m.
F. 8	* at Mississippi State [SEC]	1:30 p.m.
F. 12	* at Auburn [SEC]	8:00 p.m.
F. 15	* FLORIDA [ESPN]	9:00 p.m.
F. 18	* at Ole Miss [ESPN]	7:00 p.m.
F. 22	* LSU [ESPN/ESPN2]	4:00 p.m.
F. 27	* ARKANSAS [ESPN/ESPN2]	7:00 p.m.
M. 1	* at South Carolina [ESPN/ESPN2]	6:00 p.m.
M. 4	* ALABAMA [ESPN]	9:00 p.m.
M. 8	* at Florida [CBS]	12:00 p.m.
M.12-16 <sup>5</sup>	SEC Tournament (Atlanta)	TBA

<sup>1</sup> State Farm Champions Classic (United Center, Chicago, Ill.);  
<sup>2</sup> Keightley Classic (Rupp Arena, Lexington, Ky.); <sup>3</sup> Barclays Center (Brooklyn, N.Y.); <sup>4</sup> SEC/Big 12 Challenge (AT&T Stadium, Arlington, Texas); <sup>5</sup> SEC Tournament (Georgia Dome, Atlanta, Ga.)

## No. 11/1 Kentucky (15-5, 5-2) at Missouri (16-4, 4-3)

Saturday, Feb. 1 • 1:00 p.m. ET • Mizzou Arena (15.061) • Columbia, Mo.

### GAMECENTER

#### Kentucky Wildcats

Record: 15-5, 5-2 in SEC  
 Rankings: No. 11 (AP)/No. 11 (Coaches)  
 Last Game: Lost at LSU, 87-82  
 Head Coach: John Calipari  
 Overall On-Court Record: 583-171 (.773)  
 at UK: 138-31 (.817)  
 Last Five Games: 3-2  
 Calipari vs. Missouri: 2-2  
 All-Time Series: UK leads 5-0  
 Twitter: @KentuckyMBB

#### Missouri Tigers

Record: 16-4, 4-3 in SEC  
 Rankings: NR (AP)/NR (Coaches)  
 Last Game: Def. Arkansas, 75-71  
 Head Coach: Frank Haith  
 Overall On-Court Record: 198-121 (.621)  
 at Missouri: 69-20 (.775)  
 Last Five Games: 3-2  
 Haith vs. Kentucky: 1-1  
 Last Meeting: Kentucky, 90-83 OT (Feb. 27, 2013)

#### UK/IMG Radio Network

Talent: Tom Leach (PxP), Mike Pratt (Analyst),  
 Sirius/XM Channel: 113/199

#### Television Info

Network: CBS  
 Talent: Tom McCarthy (PxP), Clark Kellogg (Analyst)


### CAT SCRATCHES

- The Wildcats are in their 111th season of basketball and are the national leaders in total wins with 2,126.
- Kentucky leads the all-time series with Missouri by a 5-0 margin. UK will be making its first trip to Columbia, Mo., in program history. The two teams have met three times in Lexington and twice on neutral sites.
- James Young knocked down a career-high five 3-pointers at LSU on Tuesday. He now has 47 made long balls on the year, a mark that's good for sixth for UK freshmen in program history. He's two shy of cracking the top four.
- Led by Young, Kentucky drained a season-high nine 3-pointers against LSU. Aaron Harrison added three.
- Freshman Dakari Johnson had a career-high 15 points in 20 minutes of action at LSU. He also chipped in with six rebounds and connected on .875 percent from the field (7-of-8).
- Johnson has poured in 44 points in seven SEC contests. He scored 43 points in 13 non-conference games.
- Sophomore Alex Poythress is averaging 10.6 points, 4.9 rebounds and has 11 blocked shots during league play.
- With 321 points on the season, Julius Randle is the 20th freshman in program history to tally 300 or more points and with 204 rebounds, he's the ninth freshman to accumulate 200 or more rebounds in his first year.
- Jarrod Polson is averaging 10.4 minutes per game against SEC foes and is connecting on .571 of his shots from behind the arc.
- Kentucky's win over Georgia in Rupp Arena marked the 21st straight home victory for the Cats which is tied for the nation's fourth-longest home winning streak. UK is 80-2 in Rupp Arena in the Calipari era.

### POSSIBLE STARTING LINEUP (BASED ON LAST GAME)

#### Willie Cauley-Stein

#15



Soph. - Forward  
 7-0 • 244  
 Olathe, Kan.  
 Pts. - 7.8  
 Rebs. - 6.8  
 Mins. - 25.2

#### Aaron Harrison

#2



Fresh. - Guard  
 6-6 • 218  
 Richmond, Texas  
 Pts. - 13.8  
 Rebs. - 3.1  
 Mins. - 29.1

#### Andrew Harrison

#5



Fresh. - Guard  
 6-6 • 215  
 Richmond, Texas  
 Pts. - 11.0  
 Assts. - 3.5  
 Mins. - 30.7

#### Julius Randle

#30



Fresh. - Forward  
 6-9 • 250  
 Dallas, Texas  
 Pts. - 16.1  
 Rebs. - 10.2  
 Mins. - 29.2

#### James Young

#1



Fresh. - For./Gua.  
 6-6 • 215  
 Rochester Hills, Mich.  
 Pts. - 14.7  
 Rebs. - 4.5  
 Mins. - 32.5

## TEAM INFORMATION

### Numerical Roster

No.	Name	Pos.	Ht.	Wt.	Yr.	Exp.	Hometown (Previous School)
00	Marcus Lee	F	6-9	215	Fr.	HS	Antioch, Calif. (Deer Valley)
1	James Young	F/G	6-6	215	Fr.	HS	Rochester Hills, Mich. (Rochester)
2	Aaron Harrison	G	6-6	218	Fr.	HS	Richmond, Texas (Travis)
3	Jarrold Polson	G	6-2	182	Sr.	3L	Wilmore, Ky. (West Jessamine)
4	Jon Hood	G	6-7	215	Sr.	3L	Madisonville, Ky. (North Hopkins)
5	Andrew Harrison	G	6-6	215	Fr.	HS	Richmond, Texas (Travis)
13	Sam Malone	G	5-11	185	Jr.	2L	Scituate, Mass. (Scituate)
15	Willie Cauley-Stein	F	7-0	244	So.	1L	Olathe, Kan. (Northwest)
21	Tod Lanter	G	6-2	190	Jr.	1L	Lexington, Ky. (Gulf Coast St. CC)
22	Alex Poythress	F	6-8	239	So.	1L	Clarksville, Tenn. (Northeast)
24	EJ Floreal	G	6-3	195	Fr.	HS	Palo Alto, Calif. (Dunbar)
25	Dominique Hawkins	G	6-0	193	Fr.	HS	Richmond, Ky. (Madison Central)
30	Julius Randle	F	6-9	250	Fr.	HS	Dallas, Texas (Prestonwood Christian)
32	Brian Long	G	5-9	155	Jr.	2L	Dumont, N.J. (River Dell)
35	Derek Willis	F	6-9	205	Fr.	HS	Mt. Washington, Ky. (Bullit East)
44	Dakari Johnson	C	7-0	265	Fr.	HS	Brooklyn, N.Y. (Montverde Academy)

### Coaching Staff

<b>Head Coach:</b>	John Calipari (5th Year)
<b>On-court record:</b>	583-171
<b>Record at UK:</b>	138-31
<b>Assistant Coaches:</b>	Orlando Antigua (5th year) Kenny Payne (4th year) John Robic (5th year)
<b>Special Asst. to Head Coach:</b>	Rod Strickland (5th year)
<b>Coordinator of Performance:</b>	Ray 'Rock' Oliver (2nd year)
<b>Strength Coach:</b>	Mike Malone (3rd year)
<b>Athletic Trainer:</b>	Chris Simmons (5th year)
<b>Associate AD/Basketball Operations:</b>	Chris Woolard (3rd year)
<b>Assistant Director of Basketball Operations:</b>	Preston Spradlin (4th year)

### Pronunciation Guide

Willie Cauley-STEIN	(STINE)
EJ FLOREAL	(FLOOR-EE-AL)
DOMINIQUE Hawkins	(DOM-A-NEEK)
DAKARI Johnson	(DA-CAR-EE)
Alex POYTHRESS	(POY-THRESS)
John CALIPARI	(CAL-A-PEAR-EE)

### Social Media Guide

UK Athletics	@UKAthleticsNews
Kentucky Basketball	@KentuckyMBB
John Calipari	@UKCoachCalipari
Willie Cauley-Stein	@TrillGeta15
EJ Floreal	@BouncyE_24
Aaron Harrison	@AaronICE2
Andrew Harrison	@DrewRoc5
Dominique Hawkins	@Dhawk_25
Jon Hood	@jonnylightning4
Dakari Johnson	@dslowmotion22
Tod Lanter	@tod_lanterIII
Marcus Lee	@SuperKingMe
Brian Long	@brianlong32
Sam Malone	@SamMaloneuk13
Jarrold Polson	@jpolson05
Alex Poythress	@AlextheGreat22
Julius Randle	@J30_RANDLE
Derek Willis	@derek_willis33
James Young	@James63Young

### Media Relations

<b>Contact:</b>	John Hayden john.hayden@uky.edu
<b>Secondary Contact:</b>	Deb Moore deb.moore@uky.edu
<b>Office Number:</b>	859-257-8506
<b>Office Coordinator:</b>	Jamie Holloway
<b>Post-game Interviews:</b>	Visting Team John Calipari UK Players
<b>Non-Game Day Interviews:</b>	Contact UKMR office at least 24 hours in advance

### Program Information

<b>First year of Basketball:</b>	1903
<b>National Titles:</b>	8 (1948, 1949, 1951, 1978, 1996, 1998, 2012)
<b>All-time Record:</b>	2,126-663-1 (.762) *
<b>National Runners Up:</b>	3
<b>Final Fours:</b>	15
<b>NCAA Tournaments:</b>	52*
<b>NCAA Tourney Games:</b>	157*
<b>NCAA Tourney Wins:</b>	111*
<b>SEC Titles:</b>	45
<b>SEC Tourney Titles:</b>	27
<b>30-Win Seasons:</b>	12
<b>20-Win Seasons:</b>	57
<b>All-Americans:</b>	55
<b>National Player of the Year:</b>	2 (John Wall, 2010, Anthony Davis 2012)
<b>NBA Draft Picks:</b>	108
<b>Calipari Era:</b>	17
<b>NBA First Round Picks:</b>	33
<b>Calipari Era:</b>	13
<b>No. 1 Selections:</b>	2 (John Wall, 2010, Anthony Davis 2012)

\*All-time NCAA leader

### University Information

<b>Location:</b>	Lexington, Ky.
<b>Founded:</b>	1865
<b>Enrollment:</b>	29,928
<b>President:</b>	Dr. Eli Capilouto
<b>Athletic Director:</b>	Mitch Barnhart
<b>Nickname:</b>	Wildcats
<b>Colors:</b>	Blue (PMS 286), White

### Rupp Arena

#### All-Time Attendance Records at Rupp

No. Att.	Opponent	Date	Result
1 24,479	Louisville	1/20/10	W, 71-62
2 24,468	N. Carolina	12/5/09	W, 68-66
3 24,465	Florida	2/10/07	L, 64-61
4 24,459	Florida	2/4/03	W, 70-55
5 24,432	Louisville	12/17/05	W, 73-61
6 24,411	LSU	2/28/09	L, 73-70
7 24,402	Tennessee	2/13/10	W, 73-62
8 24,398	N. Carolina	12/3/11	W, 73-72
<b>9 24,396</b>	<b>Louisville</b>	<b>12/28/13</b>	<b>W, 73-66</b>
10 24,394	Tennessee	2/21/09	W, 77-58

#### Attendance Records at Rupp 2013-14

No. Att.	Opponent	Date	Result
1 24,396	Louisville	12/28/13	W, 73-66
2 24,246	Tennessee	1/18/14	W, 74-66
3 24,224	Belmont	12/21/13	W, 90-83
4 23,638	Mississippi St.	1/8/14	W, 85-63
5 23,367	Georgia	1/25/14	W, 79-54

- Have won 163 of last 188 home games
- Own a 507-62 (.891) all-time record in Rupp
- Hold a 273-39 (.875) mark vs. the SEC in Rupp
- Claimed 24 national attendance titles including 17 of the last 18
- John Calipari began his career with a 54-game home winning streak, the longest in program history
- Kentucky is 80-2 in Rupp Arena under Calipari

## THE POLLS

Associated Press  
Jan. 27

Coaches  
Jan. 27

Rk.	Team (First Place Votes)
1	Arizona (63)
2	Syracuse (2)
3	Florida
4	Wichita State
5	San Diego State
6	Kansas
7	Michigan State
8	Oklahoma State
9	Villanova
10	Michigan
11	<b>KENTUCKY</b>
12	Louisville
13	Cincinnati
14	Wisconsin
15	Iowa
16	Iowa State
17	Duke
18	Pittsburgh
19	Saint Louis
20	Creighton
21	Massachusetts
22	Memphis
23	Oklahoma
24	Ohio State
25	Texas

Rk.	Team (First Place Votes)
1	Arizona (31)
2	Syracuse (1)
3	Wichita State
4	Florida
5	San Diego State
6	Michigan State
7	Kansas
9	Villanova
10	Oklahoma State
11	<b>KENTUCKY</b>
12	Iowa
13	Wisconsin
14	Michigan
15	Cincinnati
16	Duke
17	Pittsburgh
18	Iowa State
19	Massachusetts
20	Creighton
21	Saint Louis
22	Memphis
23	Ohio State
24	Gonzaga
25	Oklahoma

**Others Receiving Votes:**  
Connecticut, Gonzaga, UCLA, Virginia, George Washington, Minnesota, Kansas State, Green Bay, Southern Methodist, American, New Mexico, Louisiana Tech, Harvard, Southern Miss

**Others Receiving Votes:**  
Texas, Virginia, UCLA, Connecticut, George Washington, Kansas State, Baylor, Southern Miss, Colorado, Toledo, Southern Methodist, Stephen F. Austin

## THE SOUTHEASTERN CONFERENCE

SEC Standings  
(Through Jan. 30)

Team	SEC (Pct.)	GB	Overall (Pct.)
Florida	7-0 (.1000)	-	18-2 (.900)
<b>Kentucky</b>	<b>5-2 (.714)</b>	<b>2.0</b>	<b>15-5 (.750)</b>
Ole Miss	5-2 (.714)	2.0	14-5 (.700)
Georgia	4-3 (.571)	3.0	10-9 (.526)
LSU	4-3 (.571)	3.0	13-6 (.684)
Missouri	4-3 (.571)	3.0	16-4 (.800)
Tennessee	4-3 (.571)	3.0	13-7 (.650)
Alabama	3-4 (.429)	4.0	9-11 (.450)
Miss. State	3-4 (.429)	4.0	13-7 (.650)
Texas A&M	3-4 (.429)	4.0	12-8 (.600)
Vanderbilt	3-4 (.429)	4.0	11-8 (.579)
Arkansas	2-5 (.286)	5.0	13-7 (.650)
Auburn	1-6 (.143)	6.0	9-9 (.500)
S. Carolina	1-6 (.143)	6.0	8-12 (.400)

### Upcoming Schedule

Date	Time	Game	TV
2/1	1:00	<b>Kentucky at Missouri*</b>	<b>CBS</b>
2/1	1:30	Georgia at Auburn*	SEC TV
2/1	1:30	South Carolina at Ole Miss*	SEC TV
2/1	4:00	Texas A&M at Florida*	ESPNU
2/1	5:00	Arkansas at LSU*	FSN
2/1	8:00	Tennessee at Alabama*	ESPN2
2/4	7:00	<b>Ole Miss at Kentucky*</b>	<b>ESPNU</b>
2/4	9:00	Missouri at Florida*	ESPN
2/5	7:00	Auburn at South Carolina*	ESPN3
2/5	8:00	Alabama at Arkansas*	SEC TV
2/5	8:00	Tennessee at Vanderbilt*	ESPN3
2/5	9:00	Miss. State at Texas A&M*	CSS
2/6	7:00	LSU at Georgia*	ESPN/2
2/8	12:00	Alabama at Florida*	ESPN
2/8	1:30	<b>Kentucky at Miss. State*</b>	<b>SEC TV</b>
2/8	3:00	S. Carolina at Tennessee*	ESPNU
2/8	4:00	Arkansas at Vanderbilt*	SEC TV
2/8	4:00	Auburn at LSU*	SEC TV
2/8	5:00	Missouri at Ole Miss*	FSN
2/8	8:00	Texas A&M at Georgia	CSS
2/11	7:00	Florida at Tennessee*	ESPN
2/11	9:00	Ole Miss at Alabama*	ESPNU
2/12	8:00	<b>Kentucky at Auburn*</b>	<b>SEC TV</b>
2/12	8:00	Vanderbilt at S. Carolina*	SEC TV
2/12	9:00	Georgia at Miss. State*	FSN
2/12	9:00	LSU at Texas A&M*	CSS
2/13	7:00	Arkansas at Missouri*	ESPN/2

\*indicates an SEC game

^All times Eastern

Kentucky in the SEC Stats  
as of Jan. 30  
[NCAA Rank]

CATEGORY	TEAM RANK [NATIONAL] (STAT)
Scoring	2nd [28th] (79.8)
Scoring Defense	6th [58th] (66.6)
Scoring Margin	1st [18th] (+13.2)
Free Throw %	8th [243rd] (.676)
Field Goal %	1st [46th] (.471)
Field Goal % Def.	3rd [19th] (.393)
3-Pt. Field Goal %	11th [263rd] (.323)
3-Pt. FG % Def.	5th [39th] (.307)
Rebounding Offense	1st (42.4)
Rebounding Defense	2nd (31.8)
Rebounding Margin	1st [4th] (+10.6)
Blocked Shots	2nd [4th] (6.8)
Assists	11th [192nd] (12.4)
Steals	13th [322nd] (4.7)
Turnover Margin	11th [254th] (-1.1)
Assist/TO Ratio	8th [204th] (1.0)
Offensive Rebounds	1st (14.9)
Defensive Rebounds	2nd [4th] (27.5)
Defensive Rebound Pct.	7th (.688)
Offensive Rebound Pct.	1st (.436)
3-Point FG Made	12th [269th] (5.3)

PLAYER	INDIVIDUAL RANK [NATIONAL] (STAT)
<b>Scoring</b>	
Julius Randle	10th [162nd] (16.1)
James Young	12th (14.7)
Aaron Harrison	16th (13.8)
<b>Rebounding</b>	
Julius Randle	1st [12th] (10.2)
Willie Cauley-Stein	11th [233rd] (6.8)
<b>Field Goal Percentage</b>	
Julius Randle	3rd [47th] (.528)
<b>Assists</b>	
Andrew Harrison	16th [215th] (3.5)
<b>3-Point Field Goal Percentage</b>	
James Young	10th (.338)
<b>3-Point Field Goals Made</b>	
James Young	6th [130th] (2.4)
<b>Blocked Shots</b>	
Willie Cauley-Stein	2nd [8th] (3.2)
<b>Assist to Turnover Ratio</b>	
Andrew Harrison	9th (1.4)
<b>Offensive Rebounds</b>	
Julius Randle	2nd (3.8)
Willie Cauley-Stein	10th (2.8)
<b>Defensive Rebounds</b>	
Julius Randle	1st (6.5)
<b>Minutes Played</b>	
James Young	7th (32.5)

## UK'S WEEKLY RANKINGS

DATE	AP	Coaches	RPI
Preseason	1	1	-
Nov. 11	1	1	-
Nov. 18	4	5	-
Nov. 25	3	4	-
Dec. 2	3	4	-
Dec. 9	11	10	-
Dec. 16	19	21	38
Dec. 23	18	18	22
Dec. 30	15	16	19
Jan. 6	14	16	25
Jan. 13	13	12	18
Jan. 20	14	14	13
Jan. 27	11	11	12

## OPPONENT CAPSULE - MISSOURI TIGERS

Kentucky	Categories	Missouri
79.8	PPG	74.8
66.6	Opp. PPG	66.6
.471	FG%	.461
.393	Opp. FG%	.388
.323	3-FG %	.367
.307	Opp. 3-FG%	.306
.676	FT %	.723
.664	Opp. FT %	.687
42.4	Rebs. PG	39.4
4.7	Steals PG	5.2
6.8	Blocks PG	3.5
12.4	Assts. PG	10.7
12.7	TOs PG	12.7
Randle - 16.1	Ld. Scorer	Brown - 19.8
Randle - 10.2	Ld. Rebound.	Williams - 7.6

### Projected Starters

#	Class	Name	Ht.	Pos.	Pts.	Rebs.	Assts.	Blks.	Stls.
3	Fr.	Johnathan Williams	6-9	F	6.8	7.6	0.8	1.5	0.4
5	Jr.	Jordan Clarkson	6-5	G	18.5	4.0	3.5	0.3	1.4
32	Jr.	Jabari Brown	6-5	G	19.8	4.8	1.6	0.3	0.7
33	Sr.	Earnest Ross	6-5	G	14.5	6.7	1.5	0.6	1.5
44	So.	Ryan Rosburg	6-10	F	4.7	4.5	0.5	0.7	0.2

**Head Coach:** Frank Haith (Third year)  
**Record vs. Kentucky:** 1-1  
**Media Relations:** David Reiter (reiterd@missouri.edu)

### Kentucky Bests vs. Missouri

Most Points: 90, in Lexington, Feb. 23, 2013 (W, 90-83 OT)  
 Most Points by Missouri: 83, in Lexington, Feb. 23, 2013 (W, 90-83 OT)  
 Largest Margin of UK Victory: 22, in Maui, Nov. 26, 1997 (W, 77-55)  
 Time scored 100 points: N/A  
 Overtime games: 1-0, last time in Lexington, Feb. 23, 2013 (W, 90-83 OT)  
 Most points (individual): 29, by Bill Lickert, Dec. 31, 1960 (W, 81-69)  
 Most rebounds (individual): 17, by Jamaal Magloire, Nov. 26, 1997 (W, 77-55)  
 Most assists (individual): 6, by Ryan Harrow, Feb. 23, 2013 (W, 90-83 OT)  
 Most steals (individual): 3, by Scott Padgett, Nov. 26, 1997 (W, 77-55)  
 Most blocks (individual): 7, by Willie Cauley-Stein, Feb. 23, 2013 (W, 90-83 OT)  
 Most 3-point FG (individual): 4, by Julius Mays, Feb. 23, 2013 (W, 90-83 OT)

### Series vs. Missouri

All-Time Record: UK leads 5-0  
 Under Calipari: UK leads 1-0  
 In Columbia: First meeting  
 Under Calipari: First meeting  
 Last Time vs.: UK, 90-83 OT (2/23/2013)

**Fast Facts:** This is the first meeting between the two teams in Columbia, Mo., in program history ... This marks the only regular season meeting between the two teams in 2014.

## KENTUCKY NOTES

### What's Trending Over the Last Five Games?

- Kentucky is 3-2 during the stretch.
- Five players are scoring in double-figures with James Young leading the way at 16.4 per outing.
- Young has hit 14 3-pointers during that stretch.
- Kentucky is hitting .742 of its shots from the free throw line. Andrew Harrison leads the way with a .941 clip.
- Dakari Johnson has 11 offensive rebounds, while four Wildcats are logging 4.4 rebounds or more per game.

### Calipari to Raise Awareness for Autism

Coach Calipari is one of nearly 100 men's basketball coaches throughout the country that will be wearing the "Autism Speaks" pin on his suit jacket at Missouri. Towson's Pat Skerry and Marshall's Tom Herrion, each who have sons on the autism spectrum, have started a nationwide campaign to raise awareness about this disease.

### SEC Domination

- Since the SEC's inception in 1932-33, the Wildcats have been the most dominant team in the league, recording a 916-258 mark (.781).
- Only one other team has won more than 700 regular season SEC games (Alabama) and no other team has a better winning percentage.
- UK has averaged 11.6 wins and only 3.2 losses per season in 78 years in the SEC.

- The Wildcats have won 45 SEC titles and 27 SEC Tournament championships, more than the other 13 teams combined.
- Kentucky has won 11 of the last 20 SEC Tournament titles.

### Signees Named to McDonald's All-America Game

All four of Kentucky's fall signees, Devin Booker, Trey Lyles, Karl Towns and Tyler Ulis were selected to the McDonald's All-America game slated for April 2 in the United Center in Chicago. With UK's four 2014 signees selected, John Calipari has now had 20 signees play in the game since he became head coach at Kentucky.

### Former Cats Named to All-Star Teams

Former Wildcat greats John Wall, Anthony Davis and Terrence Jones were tapped to participate in the NBA's All-Star weekend. Wall earned his first selection to the East All-Star squad, while Davis and Jones were picked to represent the sophomores in the Rising Stars game.

### On Fire from Downtown

James Young has sunk 47 3-pointers on the season for an average of 2.35 made 3-pointers per game. That total ranks sixth in program history for a freshman. He's also the only first-year player to rank among the SEC leaders in

both 3-point percentage (.338) and made 3's per game.

### Johnson Provides Spark

Freshman Dakari Johnson has provided a spark to the Wildcats during conference play. Johnson is logging 6.3 points and 3.4 rebounds per game in 13.7 minutes. He's already scored more points (44) in seven league games than he had in 13 non-conference games (43). He's also shooting at a team-high efficiency rate of .792 from the floor, while hauling in 13 offensive rebounds, a total that ranks second on the squad.

### Poythress Scores 500th Career Point

Alex Poythress scored his 500th career point at LSU and now has 508 for his career in just 53 games. That mark is good for 140th all-time in UK's scoring record books. He needs three more to move past Dick Parkerson for 139th place.

### Hitting the Boards for Points

The 2013-14 edition of the Kentucky Wildcats is the best rebounding teams in the John Calipari era. Through 20 contests, UK is hauling in 42.4 rebounds per game. The 2009-10 Cats rank second in the five-year tenure of Calipari with an average of 42.1 boards per game through the same number of games.

## SEASON & CAREER TOTALS

(Kentucky's record in such games ...)

### Double-Figure Scoring

Player	2013-14	Career
Poythress	6 (4-2)	22 (17-5)
Cauley-Stein	7 (7-0)	18 (15-3)
Randle	17 (13-4)	17 (13-4)
Aa. Harrison	16 (12-4)	16 (12-4)
Young	14 (9-5)	14 (9-5)
An. Harrison	9 (7-2)	9 (7-2)
Polson	0 (0-0)	3 (1-2)
Johnson	2 (1-1)	2 (1-1)
Lee	2 (2-0)	2 (2-0)

### 20+ Point Games

Player	2013-14	Career
Poythress	0 (0-0)	6 (5-1)
Randle	6 (4-2)	6 (4-2)
Young	5 (3-2)	5 (3-2)
Aa. Harrison	4 (3-1)	4 (3-1)
Cauley-Stein	0 (0-0)	1 (1-0)
An. Harrison	1 (1-0)	1 (1-0)

### 15+ Point Games

Player	2013-14	Career
Poythress	1 (1-0)	12 (11-1)
Randle	11 (8-3)	11 (8-3)
Aa. Harrison	9 (6-3)	9 (6-3)
Young	9 (5-4)	9 (5-4)
Cauley-Stein	4 (4-0)	5 (5-0)
An. Harrison	4 (3-1)	4 (3-1)
Johnson	1 (0-1)	1 (0-1)
Lee	1 (1-0)	1 (1-0)

### 10+ Rebound Games

Player	2013-14	Career
Randle	13 (11-2)	13 (11-2)
Cauley-Stein	5 (4-1)	10 (7-3)
Poythress	2 (1-1)	4 (3-1)
Young	2 (2-0)	2 (2-0)

### Double-Doubles

Player	2013-14	Career
Randle	11 (9-2)	11 (9-2)
Cauley-Stein	1 (1-0)	5 (3-2)
Poythress	1 (1-0)	2 (2-0)
Young	2 (2-0)	2 (2-0)

### 3+ Steal Game

Player	2013-14	Career
Cauley-Stein	2 (2-0)	4 (4-0)
Aa. Harrison	2 (2-0)	2 (2-0)
Randle	1 (0-1)	1 (0-1)

### 3+ Block Game

Player	2013-14	Career
Cauley-Stein	9 (7-2)	21 (17-4)
Poythress	2 (1-1)	2 (1-1)
Lee	1 (1-0)	1 (1-0)
Johnson	1 (1-0)	1 (1-0)

### Scoring Leader

Player	2013-14	Career
Young	7 (5-2)	7 (5-2)
Randle	6 (4-2)	6 (4-2)
Poythress	1 (1-0)	5 (4-1)
Aa. Harrison	4 (3-1)	4 (3-1)
Cauley-Stein	1 (1-0)	3 (2-1)
An. Harrison	2 (2-0)	2 (2-0)

### Rebounding Leader

Player	2013-14	Career
Randle	16 (13-3)	16 (13-3)
Cauley-Stein	4 (3-1)	13 (8-5)
Poythress	1 (0-1)	7 (5-2)
Young	2 (1-1)	2 (1-1)
Aa. Harrison	1 (1-0)	1 (1-0)
Johnson	1 (1-0)	1 (1-0)

### Assists Leader

Player	2013-14	Career
An. Harrison	11 (7-4)	11 (7-4)
Young	6 (5-1)	6 (5-1)
Polson	0 (0-0)	5 (3-2)
Poythress	1 (1-0)	4 (3-1)
Aa. Harrison	3 (2-1)	3 (2-1)
Randle	3 (3-0)	3 (3-0)
Cauley-Stein	0 (0-0)	2 (2-0)
Hawkins	2 (2-0)	2 (2-0)

## UK'S RECORD WHEN

KENTUCKY RECORD	ALL	SEC
Leading at halftime:	12-1	4-0
Tied at the half:	0-0	0-0
Trailing at halftime:	3-4	1-2
Shoot 50% or higher:	6-0	1-0
Shoot less than 50%:	9-5	4-2
Shoot higher % than opp.:	14-1	4-1
Shoot lower % than opp.:	1-4	1-1
Opp. shoot worse than 50%:	14-4	4-1
Opp. shoot 50% or higher:	1-1	1-1
Score less than 60 points:	0-0	0-0
Score 60-69 points:	2-1	1-0
Score 70-79 points:	6-2	3-0
Score 80-89 points:	4-2	1-2
Score 90-99 points:	2-0	0-0
Score 100+ points:	1-0	0-0
Opp. score less than 60 pts.:	5-0	2-0
Opp. score 60-69 pts.:	8-1	3-0
Opp. score 70-79 pts.:	1-1	0-0
Opp. score 80-89 points:	1-3	0-2
Opp. score 90-99 points:	0-0	0-0
Opp. score 100+ points:	0-0	0-0
Outrebounded opponent:	13-4	3-2
Outrebounded by opponent:	2-1	2-0
Equal number of rebounds:	0-0	0-0
Fewer turnovers than opp.:	6-1	4-0
Same turnovers as opp.:	2-0	0-0
More turnovers than opp.:	7-4	1-2
Make 8 or more 3-pointers:	1-2	0-1
Make 7 or fewer 3-pointers:	14-3	5-1
Games decided by 5 or fewer:	0-5	0-2
Overtime games:	0-1	0-1
On CBS:	3-0	2-0
On ESPN/ESPN2/ESPNU:	4-5	1-2
On Fox Sports1:	1-0	0-0
On SEC TV:	2-0	2-0
On ABC:	0-0	0-0
On FSN:	4-0	0-0
On CSS:	1-0	0-0
vs. SEC at Home:	4-0	4-0
vs. SEC on Road:	1-2	1-2
Games vs. ranked opp.:	1-3	0-0
Games following a loss:	4-0	1-0
Games following a win:	10-5	4-2
More points in the paint:	13-2	3-2
Fewer/Same points in the paint:	2-3	2-0
More bench points than opp.:	9-1	3-1
Fewer or same bench pts.:	6-4	2-1
More 2nd-chance points:	12-3	3-1
Fewer or same 2nd chance pts.:	3-2	2-1
More or same points off TOs:	9-1	5-0
Fewer points off TOs:	6-4	0-2
On Monday:	1-0	0-0
On Tuesday:	3-3	1-2
On Wednesday:	2-0	1-0
On Thursday:	0-0	0-0
On Friday:	1-1	0-0
On Saturday:	5-1	3-0
On Sunday:	3-0	0-0
In November:	5-1	0-0
In December:	4-2	0-0
In January:	5-2	5-2
In February:	0-0	0-0
In March:	0-0	0-0

## STREAKS

Overall	Lost 1
Unranked Teams anywhere	Lost 1
Ranked Teams anywhere	Won 1
Home	Won 21
Home SEC	Won 12
Home non-conference	Won 14
Home unranked non-conference	Won 13
Home ranked teams	Won 11
Home unranked teams	Won 16
Road	Lost 2
Road SEC	Lost 2
Road ranked teams	Lost 2
Road unranked teams	Lost 2
Neutral	Lost 1
Neutral ranked teams	Lost 2
Neutral unranked teams	Won 1

### Consecutive Made Free Throws (active streak)

Andrew Harrison	14
Jon Hood	9
Derek Willis	4
Dominique Hawkins	3
Willie Cauley-Stein	1
Aaron Harrison	1
Dakari Johnson	1
James Young	1

### Consecutive Games with a 3-Pointer (active)

James Young	8
Aaron Harrison	1
Jarrold Polson	1

### Games Played

	2013-14	Career
Jon Hood	6	79
Jarrold Polson	15	74
Alex Poythress	20	53
Willie Cauley-Stein	20	49
Aaron Harrison	20	20
Andrew Harrison	20	20
Dominique Hawkins	20	20
Julius Randle	20	20
James Young	20	20
Dakari Johnson	19	19
Brian Long	0	15
Marcus Lee	14	14
Derek Willis	10	10
Sam Malone	0	9
Tod Lanter	0	6
EJ Floreal	2	2

### Starts

	2013-14	Career
Alex Poythress	0	31
Willie Cauley-Stein	16	30
Aaron Harrison	20	20
Andrew Harrison	20	20
Julius Randle	20	20
James Young	20	20
Marcus Lee	4	4
Jarrold Polson	0	1

## GAME-BY-GAME LEADERS AND STARTERS

Opponent	Points	Rebounds	Assists	Blocks	Steals	Starting Lineup (Record)
UNC Asheville	Randle - 23	Randle -16	An. Harrison - 5	Cauley-Stein - 4	Aa. Harrison - 4	Cauley-Stein, Aa. Harrison, An. Harrison, Randle, Young (1-0)
Northern Kentucky	Randle - 22	Randle - 14	Randle - 3	Lee - 2	Three w/ - 1	Cauley-Stein, Aa. Harrison, An. Harrison, Randle, Young (2-0)
Michigan State	Randle - 27	Randle - 13	An. Harrison - 3	Poythress - 3	Young - 1	Cauley-Stein, Aa. Harrison, An. Harrison, Randle, Young (2-1)
Robert Morris	Aa. Harrison - 28	Randle - 15	Three w/ - 3	Cauley-Stein - 4	Two w/ - 2	Aa. Harrison, An. Harrison, Lee, Randle, Young (1-0)
UT Arlington	Young - 26	Two w/ - 10	An. Harrison - 6	Lee - 3	Two w/ - 2	Aa. Harrison, An. Harrison, Lee, Randle, Young (2-0)
Cleveland State	Randle - 15	Randle - 15	An. Harrison - 5	Cauley-Stein - 4	Cauley-Stein - 2	Aa. Harrison, An. Harrison, Lee, Randle, Young (3-0)
Eastern Michigan	Aa. Harrison - 22	Randle - 10	Young - 4	Cauley-Stein - 7	Three w/ - 1	Aa. Harrison, An. Harrison, Lee, Randle, Young (4-0)
Providence	Young - 18	Two w/ - 8	Two w/ - 4	Cauley-Stein - 9	Three w/ - 1	Cauley-Stein, Aa. Harrison, An. Harrison, Randle, Young (3-1)
Baylor	Randle - 16	Randle - 8	Two w/ - 6	Cauley-Stein - 3	-	Cauley-Stein, Aa. Harrison, An. Harrison, Randle, Young (3-2)
Boise State	Young - 21	Randle - 11	Two w/ - 2	Cauley-Stein - 9	Aa. Harrison - 3	Cauley-Stein, Aa. Harrison, An. Harrison, Randle, Young (4-2)
North Carolina	Aa. Harrison - 20	Cauley-Stein - 12	An. Harrison - 7	Cauley-Stein - 5	Three w/ - 2	Cauley-Stein, Aa. Harrison, An. Harrison, Randle, Young (4-3)
Belmont	Randle - 29	Randle - 10	Aa. Harrison - 7	Cauley-Stein - 2	Two w/ - 1	Cauley-Stein, Aa. Harrison, An. Harrison, Randle, Young (5-3)
Louisville	Two w/ - 18	Two w/ - 10	Young - 4	Cauley-Stein - 3	Three w/ - 1	Cauley-Stein, Aa. Harrison, An. Harrison, Randle, Young (6-3)
Mississippi State	Young - 26	Randle - 14	Young - 5	Poythress - 3	Two w/ - 2	Cauley-Stein, Aa. Harrison, An. Harrison, Randle, Young (7-3)
Vanderbilt	Cauley-Stein - 15	Randle - 11	Two w/ - 4	Two w/ - 1	Three w/ - 2	Cauley-Stein, Aa. Harrison, An. Harrison, Randle, Young (8-3)
Arkansas	Young - 23	Randle - 14	An. Harrison - 6	Two w/ - 2	Young - 2	Cauley-Stein, Aa. Harrison, An. Harrison, Randle, Young (8-4)
Tennessee	An. Harrison - 26	Two w/ - 4	Randle - 4	Poythress - 2	Two w/ - 2	Cauley-Stein, Aa. Harrison, An. Harrison, Randle, Young (9-4)
Texas A&M	Poythress - 16	Randle - 11	An. Harrison - 4	Johnson - 3	Two w/ - 2	Cauley-Stein, Aa. Harrison, An. Harrison, Randle, Young (10-4)
Georgia	Aa. Harrison - 15	Randle - 9	An. Harrison - 5	Cauley-Stein - 6	Cauley-Stein - 6	Cauley-Stein, Aa. Harrison, An. Harrison, Randle, Young (11-4)
LSU	Young - 23	Two w/ - 7	Young - 2	Four w/ - 1	Randle - 3	Cauley-Stein, Aa. Harrison, An. Harrison, Randle, Young (11-5)
Missouri						
Ole Miss						
Mississippi State						
Auburn						
Florida						
Ole Miss						
South Carolina						
Alabama						
Florida						

### WILDCAT HIGHS

### WILDCAT LOWS

48, (NKU, 11/10/13)	27, (CSU, 11/25/13)
63, (UTA, 11/19/13)	24, (BU, 12/6/13)
105, (UTA, 11/19/13)	62, (BU, 12/6/13)
35, (UTA, 11/19/13)	19, (CSU, 11/25/13)
73, (LSU, 1/28/14)	42, (PU, 12/1/13)
.643, (PU, 12/1/13)	.358, (CSU, 11/25/13)
9, (LSU, 1/28/14)	3, five times
22, two times	8, (PU, 12/1/13)
30, (UNCA, 11/8/13)	9, (LSU, 1/28/14)
48, (UNCA, 11/8/13)	13, (LSU, 1/28/14)
.958, (UT, 1/18/14)	.522, (BU, 12/6/13)
20, (UTA, 11/19/13)	7, two times
39, (RMU, 11/17/13)	15, (BU, 12/6/13)
56, (RMU, 11/17/13)	24, (UT, 1/18/14)
20, (RMU, 11/17/13)	7, (BSU, 12/10/13)
11, three times	2, (VU, 1/11/14)
9, two times	0, (BU, 12/6/13)
20, (EMU, 11/27/13)	7, two times
31, (ARK, 1/14/14)	12, two times

First Half Points
Second Half Points
Total Points
FG Made
FG Attempted
FG. Percentage
3-Pt. FG Made
3-Pt. FG Attempted
FT Made
FT Attempted
FT Percentage
Offensive Rebounds
Defensive Rebounds
Total Rebounds
Assists
Blocks
Steals
Turnovers
Fouls

### OPP. HIGHS

### OPP. LOWS

44, (MSU, 11/12/13)	20, (RMU, 11/17/13)
49, (UNC, 12/14/13)	23, (MSU, 1/8/14)
87, two times	49, (RMU, 11/17/13)
32, (LSU, 1/28/14)	16, two times
69, three times	49, (UGA, 1/25/14)
.508, (LSU, 1/28/14)	.232, (RMU, 11/17/13)
11, (BEL, 12/21/13)	2, four times
25, (NKU, 11/10/13)	7, (UNC, 12/14/13)
29, (ARK, 1/14/14)	6, two times
45, (UNC, 12/14/13)	6, (BSU, 12/10/13)
1.000, (BSU, 12/10/13)	.476, (UNCA, 11/8/13)
20, (UT, 1/18/14)	5, (VU, 1/11/14)
27, (LSU, 1/28/14)	12, (PU, 12/1/13)
41, (BU, 12/6/13)	23, (NKU, 11/10/13)
19, (BEL, 12/21/13)	5, (BSU, 12/10/13)
11, (LSU, 1/28/14)	0, three times
13, (MSU, 11/12/13)	1, (UNCA, 11/8/13)
20, (UGA, 1/25/14)	6, two times
32, (UNCA, 11/8/13)	12, (LSU, 1/28/14)

### UK BY POSSESSION

Kentucky offensive high - 1.40, vs. UT Arlington  
 SEC high - 1.20 vs. Georgia  
 Kentucky offensive low - 1.04, three times  
 SEC low - 1.03 vs. Texas A&M

Opponent offensive high - 1.14, Belmont  
 SEC high - 1.13, LSU  
 Opponent offensive low - 0.77, Texas A&M  
 SEC low - 0.77, Texas A&M

### THE WEEK AHEAD

Friday, Jan. 31	Practice/Media Opp./Travel
Saturday, Feb. 1	at Mississippi - 1:00 p.m.
Sunday, Feb. 2	Practice
Monday, Feb. 3	Practice/Media Opp.
Tuesday, Feb. 4	vs. Ole Miss - 7:00 p.m.
Wednesday, Feb. 5	Off
Thursday, Feb. 6	Practice
Friday, Feb. 7	Practice/Media Opp./Travel
Saturday, Feb. 8	at Mississippi St. - 1:30 p.m.

## SPECIALTY STATS

PP - POINTS IN THE PAINT POT - POINTS OFF TURNOVERS  
 2ND - SECOND CHANCE POINTS BP - BENCH POINTS FB - FAST BREAK

Opponent	Result	PP	POT	2nd	BP	FB
UNC Asheville		32	2	6	9	0
at Kentucky	W, 89-57	50	20	25	34	8
Northern Kentucky		18	22	11	28	2
at Kentucky	W, 93-63	36	11	21	30	8
Michigan State		44	18	14	11	21
vs. Kentucky	L, 78-74	40	9	24	9	2
Robert Morris		16	14	14	21	0
at Kentucky	W, 87-49	36	10	16	29	14
UT Arlington		34	14	15	17	7
at Kentucky	W, 105-76	48	24	28	27	12
Cleveland State		22	9	18	4	4
at Kentucky	W, 68-61	28	17	17	19	8
E. Michigan		30	18	4	40	12
at Kentucky	W, 81-63	38	11	23	29	8
Providence		14	17	18	7	2
vs. Kentucky	W, 79-65	36	8	9	11	6
Baylor		38	7	14	7	14
vs. Kentucky	L, 67-62	26	12	6	2	0
Boise State		24	18	16	8	4
at Kentucky	W, 70-55	44	7	13	0	10
at North Carolina		38	22	12	11	14
Kentucky	L, 82-77	34	13	19	8	4
Belmont		34	14	10	20	8
at Kentucky	W, 93-80	52	12	17	12	6
Louisville		24	14	6	14	10
at Kentucky	W, 73-66	42	14	17	8	6
Mississippi State		36	8	7	29	16
at Kentucky	W, 85-63	46	19	17	26	10
at Vanderbilt		30	13	5	3	10
Kentucky	W, 71-62	36	18	15	19	2
at Arkansas		26	21	14	29	2
Kentucky	L, 87-85 OT	42	7	12	17	6
Tennessee		38	9	20	11	10
at Kentucky	W, 74-66	26	13	10	8	4
Texas A&M		32	12	4	13	12
at Kentucky	W, 68-51	30	12	15	25	4
Georgia		24	6	18	7	6
at Kentucky	W, 79-54	36	19	12	22	20
at LSU		32	16	7	10	2
Kentucky	L, 87-82	40	9	16	28	2
at Missouri						
Kentucky						
Ole Miss						
at Kentucky						
at Mississippi St.						
Kentucky						
at Auburn						
Kentucky						
Florida						
at Kentucky						
at Ole Miss						
Kentucky						
LSU						
at Kentucky						
Arkansas						
at Kentucky						
at South Carolina						
Kentucky						
Alabama						
at Kentucky						
at Florida						
Kentucky						

## MISCELLANEOUS STATS

### Leading Scorer

Young	7
Randle	6
Aaron Harrison	4
Andrew Harrison	2
Cauley-Stein	1
Poythress	1

### Leading Rebounder

Randle	16
Cauley-Stein	4
Young	2
Aa. Harrison	1
Johnson	1
Poythress	1

### Leader in Assists

Andrew Harrison	11
Young	5
Aaron Harrison	4
Randle	3
Hawkins	2
Poythress	1

### Charges Drawn

Opponents	12
Kentucky	0

### Dunks

Opponents	47
Kentucky	96

Cauley-Stein	26
Randle	23
Poythress	20
Young	13
Lee	6
Aaron Harrison	3
Johnson	3
Floreal	1
Willis	1

### 20-Point Scoring Game

Opponents	13
Kentucky	16

Randle	6
Young	5
Aaron Harrison	4
Andrew Harrison	1

### 30-Point Scoring Game

Opponents	0
Kentucky	0

### 40-Point Scoring Game

Opponents	0
Kentucky	0

### Technical Fouls

Opponents	2
Kentucky	4

John Calipari	1
Willie Cauley-Stein	1
Aaron Harrison	1
Team	1

### Fouled Out

Opponents	12
Kentucky	6

Cauley-Stein	1
Andrew Harrison	1
Johnson	1
Poythress	1
Randle	1
Young	1

### Three-Point Plays

Opponents	12
Kentucky	32

Randle	11
Aaron Harrison	7
Andrew Harrison	6
Poythress	3
Young	3
Cauley-Stein	2

### Four-Point Plays

Opponents	0
Kentucky	0

### UK's First Substitution

Poythress	10
Johnson	9
Cauley-Stein	4
Hawkins	4

### Forced 5-Second Call

Opponents	0
Kentucky	0

### Forced Shot Clock Violations

Opponents	2
Kentucky	11

### 10-Second Violations

Opponents	0
Kentucky	0

### 3-Second Violations

Opponents	0
Kentucky	0

### Jump Balls Controlled

Opponents	5
Kentucky	16

Lee	5/5
Cauley-Stein	11/16

### First Score (3-Pointers)

Opponents	4
Kentucky	1

Andrew Harrison	1
-----------------	---

### Runs of 10-0 or Better

Opponents	2
Kentucky	11

## HEAD COACH JOHN CALIPARI

### Most Wins

Since the 2005-06 season, John Calipari's on-court record ranks him as the winningest coach over the last seven-plus seasons. Totals through Jan. 28.

1.	John Calipari	273-44
2.	Bill Self	268-46
3.	Mike Krzyzewski	252-54
4.	Thad Matta	245-64
5.	Roy Williams	242-68

### On Pace with the Baron of the Bluegrass

Legendary coach Adolph Rupp won 876 career games while the coach of UK. He also led the Blue and White to five NCAA titles during his 41-year tenure. However, current UK coach John Calipari is keeping pace with the legend as far as victories to begin his career at Kentucky. In his 170th game, Coach Rupp's Cats defeated Xavier 41-31.

Coach	Games	Record
Rupp	169	138-31
Calipari	169	138-31

### Calipari on a Roll in Conference Play

Calipari has recorded a 104-16 record in league play over the last six-plus seasons. He's 57-16 in SEC action at the helm of Kentucky.

### Calipari Comfortable at Home

Since the 2000 season, John Calipari-coached teams have posted a 235-21 (.918) record at home. In Calipari's first season, UK tallied an 18-0 mark at home, and the Cats were 15-0 in Rupp in his second season. Kentucky finished 18-0 in 2011-12 and is 13-0 this season.

His 54-game winning streak at Rupp was the longest streak since the arena opened in 1976.

### Calipari is Just as Comfortable on the Road

Calipari has recorded a 63-25 (.716) record on the road dating back to 2005-06 season. The young Wildcats are 1-3 on the road so far in 2013-14.

**Overall Record:** 583-171 (.773)

**March/April Record:** 122-35 (.777)

**NCAA Record:** 38-13 (.745)

**Record in Conference Games:** 265-82 (.764)

**Record in Conference Tournament:** 42-11 (.792)

- Calipari owns the most single-season wins with 38, tying his own record (Memphis, '08) in 2012 with 38 wins.
- Calipari is one of two coaches (Roy Williams) in NCAA Division-I history to have 400 or more wins in the first 16 years as a head coach. Calipari had 416 wins in his first 16 years.
- Calipari is the winningest coach in NCAA Division-I history for a five-year span with 173 victories (2008-12).
- Calipari is the first coach in NCAA Division-I history to record five-straight on-court 30-win seasons. Memphis hit the 30-win plateau from 2006-09.
- Calipari is one of only two coaches (Rick Pitino) to lead three different schools to a Final Four.
- Calipari started with a 54-0 record in Rupp Arena as head coach of the Wildcats.
- Calipari has 17 players that have been chosen in the NBA Draft (13 first-round) over the last four seasons.

## UK BESTS UNDER CALIPARI

### TEAM

#### Most Points Scored

1.	108 Marist,	11/11/11
2.	105 UT Arlington	11/19/13
3.	104 LIU Brooklyn,	11/23/12
	104 Hartford,	12/29/09

#### Fewest Points Allowed

1.	38 Eastern Michigan,	1/2/13
2.	40 Radford,	11/23/11
3.	44, three times	

#### Field goals made

1.	46 Marist,	11/11/11
2.	42 LIU Brooklyn,	11/23/12
3.	41 Hartford,	12/29/09

#### Field goals attempted

1.	77 Arkansas,	1/23/10
2.	75 Marist,	11/11/11
3.	73 at LSU	1/24/14

#### Field-goal percentage (20 made)

1.	.697 LIU Brooklyn,	11/23/12
	(42-62)	
2.	.645 Lafayette,	11/16/12
	(40-62)	
3.	.643 Providence	12/1/13
	(27-42)	

#### 3-point field goals made

1.	15 vs. Georgia,	3/1/12
	15 vs East Tenn. St.,	3/18/10
3.	14 Hartford,	12/29/09

#### 3-point field goals attempted

1.	33 Chattanooga,	12/17/11
	33 vs East Tenn. St.,	3/18/10
	33 Arkansas,	1/23/10

#### 3-point FG percentage (10 made)

1.	.625 Boston,	11/30/10
2.	.579 Lafayette	11/16/12
	(11-19)	
3.	.556 vs. Georgia,	3/1/12
	(15-27)	

#### Free throws made

1.	35 vs. Indiana,	3/23/12
2.	32 Louisville,	12/31/11
3.	30, twice	

#### Free throws attempted

1.	48 vs. UNC Asheville	11/8/13
2.	44 at Indiana,	12/11/10
	44 vs. Baylor	3/25/12

#### Free-throw percentage (10 made)

1.	1,000 Florida,	2/7/12
	(11-11)	
	1,000 Austin Peay,	12/19/09
	(18-18)	
3.	.953 Tennessee,	1/18/14
	(23-24)	

#### Most rebounds

1.	59 Arkansas,	1/23/10
2.	57 Louisville,	12/31/12
3.	56 Robert Morris,	11/17/13

#### Most assists

1.	30 Hartford,	12/29/09
2.	28 LIU Brooklyn,	11/23/12
	28 vs UNC-Asheville,	11/30/09

#### Most steals

1.	15 vs. Lafayette,	11/16/12
	(10-16)	
2.	13 vs. UConn,	12/09/09
3.	12, five times	

#### Most blocked shots

1.	18 St. John's,	12/1/11
2.	14 at Georgia,	3/03/10
3.	13, four times	

#### Fewest turnovers

1.	3 at South Carolina,	2/4/12
2.	4 vs. Portland,	11/26/11
3.	6 at Vanderbilt,	2/11/12

### INDIVIDUAL

#### Most points

1.	35 Terrence Jones vs. Auburn	1/11/11
----	------------------------------	---------

#### Field goals made

1.	12 Terrence Jones vs. Oklahoma	11/22/10
----	--------------------------------	----------

#### Field goals attempted

1.	23, two times	
----	---------------	--

#### Field-goal percentage (8 made)

1.	.917 Doron Lamb vs. Winthrop	2/22/10 (11-12)
----	------------------------------	-----------------

#### 3-point field goals made

1.	8 Eric Bledsoe vs. E. Tenn. St.	(3/18/10)
----	---------------------------------	-----------

#### 3-point field goals attempted

1.	12 Kyle Wiltjer at Ole Miss	1/29/13
----	-----------------------------	---------

#### 3-point FG percentage (6 made)

1.	.889 Eric Bledsoe vs. East Tenn. St.	3/18/10 (8-9)
----	--------------------------------------	---------------

#### Free throws made

1.	13 Julius Randle vs. Belmont	12/21/13
----	------------------------------	----------

#### Free throws attempted

1.	19 Julius Randle vs. Belmont	12/21/13
----	------------------------------	----------

#### Free-throw percentage (6 made)

1.	1,000 25 tied	
	Most Recent: Andrew Harrison vs. Tennessee	1/18/14 (10-10)

#### Most rebounds

1.	19 Michael Kidd-Gilchrist vs. Louisville	12/31/11
----	--	----------

#### Most assists

1.	16 John Wall vs. Hartford	12/29/09
----	---------------------------	----------

#### Most steals

1.	6, three times	
	Most Recent: Willie Cauley-Stein vs. Georgia	(1/25/14)

#### Most blocked shots

1.	12 Nerlens Noel at Ole Miss	1/29/13
----	-----------------------------	---------



## THE LAST TIME ...

### INDIVIDUAL

**Scored 25 Points** - Andrew Harrison (26) vs. Tenn., 1/18/14  
**Scored 30 Points** - Brandon Knight (30) vs. WVU, 3/19/11  
**Scored 35 Points** - Terrence Jones (35) vs. Auburn, 1/11/11  
**Scored 40 Points** - Jodie Meeks (45) at Arkansas, 2/14/09  
**Scored 45 Points** - Jodie Meeks (45) at Arkansas, 2/14/09  
**Scored 50 Points** - Jodie Meeks (54) at Tennessee, 1/13/09

**Two Players Had 20 Points** - James Young (23)/Julius Randle (20) at Arkansas, 1/14/14

**Three Players Had 20 Points** - DeMarcus Cousins (27)/John Wall (21)/Patrick Patterson (20) vs. Sam Houston State, 11/19/09

**Two Players Had 30 Points** - Patrick Patterson (33) and Jodie Meeks (32) vs. Tennessee State, 12/22/08

**Scored 20 Points in Two Straight Games** - Aaron Harrison (2) 12/14/13 - 12/21/13

**Scored 20 Points in Three Straight Games** - Julius Randle (3) 11/08/13 - 11/12/13

**Scored 20 Points in Four Straight Games** - Alex Poythress (4) 11/13/12 - 11/23/12

**Scored 20 points in Five Straight Games** - Jodie Meeks (9) 12/29/08 - 1/31/09

**Scored 20 points in Six Straight games** - Jodie Meeks (9) 12/29/08 - 1/31/09

**Scored 20 points in Seven Straight games** - Jodie Meeks (9) 12/29/08 - 1/31/09

**Scored 20 points in Eight Straight games** - Jodie Meeks (9) 12/29/08 - 1/31/09

**Scored 20 points in Nine Straight games** - Jodie Meeks (9) 12/29/08 - 1/31/09

**Scored 20 points in 10 Straight games** - Kevin Grevey (12) 12/20/74 - 1/27/75

**Scored 20 points in 12 Straight games** - Kevin Grevey (12) 12/20/74 - 1/27/75

**Scored 25 Points in Three Straight Games** - Tayshaun Prince (3) 3/11/01-3/17/01

**Scored 30 Points in Two Straight Games** - Jodie Meeks vs. Appalachian State (46) 12/20/08; vs. Tennessee State (32) 12/22/08

**Scored 30 Points in Three Straight Games** - Dan Issel (6) 2/14/70-3/2/70

**Scored in double figures in 10 straight Games** - Julius Randle (13) 11/8/13-12/28/13

**Scored in double figures in 15 straight Games** - Brandon Knight (28) 11/30/10 - 3/13/11

**Scored in double figures in 20 straight Games** - Brandon Knight (28) 11/30/10 - 3/13/11

**Scored in double figures in 25 straight Games** - Brandon Knight (28) 11/30/10 - 3/13/11

**Scored in double figures in 30 straight Games** - Jodie Meeks (32) 11/14/08 - 3/12/09

**Five Players Scored in Double Figures** - James Young (26), Julius Randle (22), Andrew Harison (15), Willie Cauley-Stein (14), Marcus Lee (10) vs. UT Arlington, 11/19/13

**Six Players Scored in Double Figures** - Archie Goodwin (18), Alex Poythress (16), Nerlens Noel (13), Willie Cauley-Stein (12), Kyle Wiltjer (10), Julius Mays (10) vs. Samford 12/4/12

**Seven Players Scored in Double Figures** - Randolph Morris (17), Kelenna Azubuike (15), Patrick Sparks (14), Chuck Hayes (12), Rajon Rondo (11), Ravi Moss (10) and Ramel Bradley (10) vs. Mississippi State 2/19/05

**Four Players with 15 or more points** - Julius Mays (24), Alex Poythress (21), Archie Goodwin (18), Ryan Harrow (14) vs. Missouri, 2/23/13

**Double-Double** - Julius Randle (13 points, 11 rebounds) vs. Texas A&M, 1/21/14

**Triple-Double** - Chris Mills (19 points, 10 rebounds, 10 assists) vs. Austin Peay, 12/27/88

**20-10 Game** - Julius Randle (20 points, 14 rebounds) at Arkansas, 1/14/14

**20-15 Game** - Julius Randle (23 points, 15 rebounds) vs. UNC Asheville, 11/8/13

**30-10 Game** - Tayshaun Prince (33 points, 11 rebounds) vs. Tennessee State, 12/22/98

**Back-to-back 20-10 Games** - Julius Randle (2) 11/8/13-11/10/13

**Three-Straight 20-10 Games** - Julius Randle (3) 11/8/13-11/12/13

**Double-Double in Points and Rebs** - Julius Randle (13 points, 11 rebounds) vs. Texas A&M, 1/21/14

**Double-Double in Points and Assists** - Marquis Teague (12 points, 10 assists) vs. Florida, 2/7/12

**Double-Double in Points and Blocks** - Never

**Double-Double in Points and Steals** - Never

**Double-double in two consecutive games** - James Young (18p, 10r) vs. Louisville, (12/18/13); (26p, 10r) vs. Mississippi State (1/8/14)

**Double-double in three consecutive games** - Julius Randle (7) 11/18/13-11/27/13

**Double-double in four consecutive games** - Julius Randle (7) 11/18/13-11/27/13

**Double-double in five consecutive games** - Julius Randle (7) 11/18/13-11/27/13

**Double-double in six consecutive games** - Julius Randle (7) 11/18/13-11/27/13

**Double-double in seven consecutive games** - Julius Randle (7) 11/18/13-11/27/13

**Double-double in 10 consecutive games** - Jim Andrews, 1972-73 season

**Two players record double-doubles**- Willie Cauley-Stein (14 pts, 10 rebs); Julius Randle (22 pts, 10 rebs) vs. UT Arlington, 11/19/13

**Three players record double-doubles**- DeMarcus Cousins (19 pts, 14 rebs)/Patrick Patterson (19 pts, 10 rebs)/John Wall (18 pts, 10 rebs) at Mississippi State, 2/16/10

**Four players record double-doubles**- Jack Givens (30 pts, 13 rebs)/Kyle Macy (16 pts, 10 assts)/Mike Phillips (22 pts, 18 rebs)/Rick Robey (23 pts, 13 rebs) vs. Southern Methodist, 11/26/77

**Five players record double-doubles**- Never

**Made 12 FG in a game** - Terrence Jones (12) vs. OU, 11/22/10

**Made 15 FG in a game** - Jodie Meeks (17) at ARK., 2/14/09

**Made 16 FG in a game** - Jodie Meeks (17) at ARK, 2/14/09

**Made 17 FG in a game** - Jodie Meeks (17) at ARK, 2/14/09

**Made 18 FG in a game** - Melvin Turpin (18) vs. UGA, 3/8/84

**Made 19 FG in a game** - Dan Issel (19) vs. Alabama 2/23/70

**Made 20 FG in a game** - Dan Issel (23) vs. Ole Miss 2/7/70

**Made 21 FG in a game** - Dan Issel (23) vs. Ole Miss 2/7/70

**Made 22 FG in a game** - Dan Issel (23) vs. Ole Miss 2/7/70

**Made 23 FG in a game** - Dan Issel (23) vs. Ole Miss 2/7/70

**Attempted 17 FG in a game** - James Young (18) at LSU (1/28/14)

**Attempted 18 FG in a game** - James Young (18) at LSU (1/28/14)

**Attempted 19 FG in a game** - Kyle Wiltjer (19) at Ole Miss (1/29/13)

**Attempted 20 FG in a game** - Brandon Knight (23) vs. UConn, 4/2/11

**Attempted 25 FG in a game** - Jodie Meeks (27) vs. VMI, 11/14/08

**Made 5 3-pointers in a game** - James Young (5) at LSU (1/28/14)

**Made 6 3-pointers in a game** - Kyle Wiltjer (7) vs. Lipscomb, 12/15/12

**Made 7 3-pointers in a game** - Kyle Wiltjer (7) vs. Lipscomb, 12/15/12

**Made 8 3-pointers in a game** - Eric Bledsoe (8) vs. East Tennessee State (NCAA Tournament), 3/18/10

**Made 9 3-pointers in a game** - Jodie Meeks (10) at Tennessee, 1/13/09

**Made 10 3-pointers in a game** - Jodie Meeks (10) at Tennessee, 1/13/09

**Made 11 3-pointers in a game** - Never

**Attempted 10 3-pointers in a game** - James Young (12) at LSU, 1/28/14

**Attempted 15 3-pointers in a game** - Jodie Meeks (15) at Tennessee, 1/13/09

**Attempted 16 3-pointers in a game** - Derrick Miller (16) vs. LSU 2/15/90

**Attempted 17 3-pointers in a game** - Derrick Miller (19) vs. Kansas 12/6/89

**Attempted 18 3-pointers in a game** - Derrick Miller (19) vs. Kansas 12/6/89

**Attempted 19 3-pointers in a game** - Derrick Miller (19) vs. Kansas 12/6/89

**Made a 3-pointer in 10 straight games** - Julius Mays (18), 12/29/12-3/2/13

**Made a 3-pointer in 15 straight games** - Julius Mays (18), 12/29/12-3/2/13

**Made two 3-pointers in 10 straight games** - Jodie Meeks (16), 12/3/08-1/31/09

**Made three 3-pointers in 10 straight games** - Gerald Fitch (20) 1/14/03-3/23/03

**Made three 3-pointers in 15 straight games** - Gerald Fitch (20) 1/14/03-3/23/03

**Made three 3-pointers in 20 straight games** - Gerald Fitch (20) 1/14/03-3/23/03

**Made three 3-pointers in 25 straight games** - Keith Bogans (29) 3/14/02-2/26/03

**Made 8 FT in a game** - Alex Poythress (8) vs. TAMU, 1/21/14

**Made 9 FT in a game** - Andrew Harrison (10) vs. UT, 1/18/14

**Made 10 FT in a game** - Andrew Harrison (10) vs. UT, 1/18/14

**Made 11 FT in a game** - Julius Randle (13) vs. Belmont, 12/21/13

**Made 12 FT in a game** - Julius Randle (13) vs. Belmont, 12/21/13

**Made 13 FT in a game** - Julius Randle (13) vs. Belmont, 12/21/13

**Made 14 FT in a game** - Jodie Meeks (14) at UT, 1/13/09

**Made 15 FT in a game** - Rodrick Rhodes (16) vs. Ole Miss 1/18/95

**Made 16 FT in a game** - Rodrick Rhodes (16) vs. Ole Miss 1/18/95

**Made 17 FT in a game** - Dwight Anderson (18) vs. Mississippi State 2/12/79

**Made 18 FT in a game** - Dwight Anderson (18) vs. Mississippi State 2/12/79

**Attempted 10 FT in a game** - Andrew Harrison (10) vs. Tennessee, 1/18/14

**Attempted 15 FT in a game** - Julius Randle (19) vs. Belmont, 12/21/13

**Attempted 20 FT in a game** - Heshimu Evans (20) vs. Ole Miss 3/5/99

**15 Rebs** - Julius Randle (15) vs. Cleveland State, 11/25/13

**16 Rebs** - Julius Randle (16) vs. UNC Asheville, 11/8/13

**20 Rebs** - Jared Prickett (20) vs. Arkansas 2/9/94

**25 Rebs** - Mike Phillips (28) vs. Tennessee 1/10/76

**30 Rebs** - Cotton Nash (30) vs. Ole Miss 2/8/64

**34 Rebs** - Bob Burrow (34) vs. Temple 12/10/55

**10+ Rebs in three consecutive games** - Julius Randle (3) at 1/8/14-1/14/14

**10+ Rebs in four consecutive games** - Julius Randle (7) at 11/8/13-11/27/13

## THE LAST TIME ...

**10+ Rebs in five consecutive games** - Julius Randle (7) at 11/8/13-11/27/13  
**10+ Rebs in six consecutive games** - Julius Randle (7) at 11/8/13-11/27/13  
**10+ Rebs in seven consecutive games** - Julius Randle (7) at 11/8/13-11/27/13  
**10+ Rebs in eight consecutive games** - DeMarcus Cousins (9) 1/16/10 - 2/16/10  
**10+ Rebs in nine consecutive games** - DeMarcus Cousins (9) 1/16/10 - 2/16/10  
**Two players had 10 rebounds** - Julius Randle (14), James Young (10) vs. Mississippi State, 1/8/14  
**Three players had 10 rebounds** - Michael Kidd-Gilchrist (19), Terrence Jones (11), Anthony Davis (10) vs. Louisville, 12/31/11

**8 Assists** - Ryan Harrow (8) at Auburn, 1/19/13  
**9 Assists** - Archie Goodwin (9) vs. LIU Brooklyn, 11/23/12  
**10 Assists** - Julius Mays (10) vs. Lafayette, 11/16/12  
**11 Assists** - John Wall (11) vs. E. Tennessee St., 3/18/10  
**12 Assists** - John Wall (16) vs. Hartford, 12/29/09  
**13 Assists** - John Wall (16) vs. Hartford, 12/29/09  
**14 Assists** - John Wall (16) vs. Hartford, 12/29/09  
**15 Assists** - John Wall (16) vs. Hartford, 12/29/09  
**16 Assists** - John Wall (16) vs. Hartford, 12/29/09  
**5+ Assists in Four Consecutive Games** - John Wall (7) (2/27/10 to 3/27/10)  
**8+ Assists in Two Consecutive Games** - Marquis Teague (3) (2/7/12 to 2/18/12)

**4 Blocks** - Willie Cauley-Stein (6) vs. Georgia, 1/25/14  
**5 Blocks** - Willie Cauley-Stein (6) vs. Georgia, 1/25/14  
**6 Blocks** - Willie Cauley-Stein (6) vs. Georgia, 1/25/14  
**7 Blocks** - Willie Cauley-Stein (9) vs. Boise State, 12/10/13  
**8 Blocks** - Willie Cauley-Stein (9) vs. Boise State, 12/10/13  
**9 Blocks** - Willie Cauley-Stein (9) vs. Boise State, 12/10/13  
**10 Blocks** - Nerlens Noel (12) at Ole Miss, 1/29/13  
**11 Blocks** - Nerlens Noel (12) at Ole Miss, 1/29/13  
**12 Blocks** - Nerlens Noel (12) at Ole Miss, 1/29/13

**5 Steals** - Willie Cauley-Stein (6) vs. Georgia, 1/25/14  
**6 Steals** - Willie Cauley-Stein (6) vs. Georgia, 1/25/14  
**7 Steals** - Rajon Rondo (8) vs. Mississippi State, 2/19/05  
**8 Steals** - Rajon Rondo (8) vs. Mississippi State, 2/19/05

**Played every minute** - Anthony Davis (40) vs. Iowa State, 3/17/12  
**Played 40+ minutes** - James Young (40) at Arkansas, 1/14/14  
**Played over 50 minutes** - Patrick Patterson (50) vs. Vanderbilt, 1/12/08  
**Technical Foul** - Team, vs. Vanderbilt, 1/11/14

**Fouled Out** - Dakari Johnson, 1/28/14  
**Two Players Fouled Out** - Alex Poythress and James Young at North Carolina, 12/14/13  
**Three Players Fouled Out** - Archie Goodwin, Ryan Harrow, and Alex Poythress at Georgia, 3/7/13  
**Four Players Fouled Out** - Terrence Jones, Josh Harrellson, Brandon Knight, Eloy Vargas, at UNC 12/4/10

## TEAM

**Started four freshmen** - Aaron Harrison, Andrew Harrison, Julius Randle, James Young at LSU, 1/28/14  
**Started five freshmen** - Aaron Harrison, Andrew Harrison, Marcus Lee, Julius Randle, James Young vs. Eastern Michigan, 11/27/13  
**Scored 90 or More Points** - 93 vs. Belmont, 12/21/13 (W, 93-80)  
**Scored 90 or More Points (SEC Game)** - 90 vs. Missouri, 2/23/13 (W, 90-83, OT)  
**Scored 100 or More Points** - 105 vs. UT Arlington, 11/19/13 (W, 105-76)

**Scored 100 or More Points (SEC Game)** - 101 vs. Arkansas, 1/23/10 (W, 101-70)  
**Scored 110 or More Points** - 115 vs. Tennessee State [NCAA First round], 12/30/02 (W, 115-87)  
**Scored 110 or More Points (SEC Game)** - 120 vs. Vanderbilt, 2/7/96 (W, 120-81)  
**Scored 120 or More Points** - 120 vs. Vanderbilt, 2/7/96 (W, 120-81)  
**Scored 120 or More Points (SEC Game)** - 120 vs. Vanderbilt, 2/7/96 (W, 120-81)  
**Scored 130 or More Points** - 143 vs. Georgia, 2/27/56 (W, 143-66)  
**Scored 140 or More Points** - 143 vs. Georgia, 2/27/56 (W, 143-66)  
**Scored 150 or More Points** - Never  
**Scored Less than 50 Points** - 48 vs. Vanderbilt, 3/15/13 (L, 64-48)  
**Allowed 90 or More Points** - 90 by Indiana, 3/23/12 (W, 102-90)  
**Allowed 90 or More Points (SEC Game)** - 90 by Georgia, 3/4/09 (L, 90-85)  
**Allowed 100 or More Points** - 111 by VMI, 11/14/08 (L, 111-103)  
**Allowed 100 or More Points (SEC Game)** - 101 by Arkansas, 2/10/93 (L, 101-94)  
**Allowed Less Than 50 Points** - 49 vs. Robert Morris 11/17/13, (W, 87-49)  
**Allowed Less Than 50 Points (SEC)** - 49 vs. Georgia 3/1/12, (W, 79-49)

**Shot 70% from the field** - .722 vs. Mississippi St., 2/15/86  
**Shot 65% from the field** - .677 vs. LIU Brooklyn, 11/23/12  
**Shot 30% or less from the field** - .296 vs. Baylor, 12/1/12  
**Allowed 50% shooting** - .508 at LSU, 1/28/14  
**Allowed 60% shooting** - .640 by Florida, 3/4/07  
**Allowed 20% or less shooting** - .200 by Central Arkansas, 11/6/07 (10-50)  
**Allowed 30% or less shooting** - .232 vs. Robert Morris 11/17/13 (16-69)  
**Held opponent to zero 3-pointers** - at Auburn, 1/19/13 (0-15)  
**Shot 90% or Better from Free Throw Line** - 95.8 (23-24) vs. Tennessee (1/18/14)  
**Shot 100% from Free Throw Line** - 11-11 vs. Florida, 2/7/12  
**Shot 50% or Less from Free Throw Line** - .500 vs. Vanderbilt, 3/15/13 (8-16)  
**Attempted 40 FT** - at Arkansas (40), 1/14/14  
**Attempted five or less FT** - vs. South Carolina (4) 1/21/06  
**Made 30 FT** - 30 vs. UNC Asheville (30-48) 11/8/13

**Hit 10 3-pointers** - 10 vs. E. Michigan, 1/2/13 (10-26)  
**Hit 11 3-pointers** - 11 vs. Lafayette, 11/16/12 (11-19)  
**Hit 12 3-pointers** - 15 vs. Georgia, 3/1/12 (15-27)  
**Hit 13 3-pointers** - 15 vs. Georgia, 3/1/12 (15-27)  
**Hit 14 3-pointers** - 15 vs. Georgia, 3/1/12 (15-27)  
**Hit 15 3-pointers** - 15 vs. Georgia, 3/1/12 (15-27)  
**Hit 16 3-pointers** - 16 vs. UNC-Asheville, 12/23/96 (16-33)  
**Hit 17 3-pointers** - 20 vs. LSU, 3/4/95 (20-35)  
**Hit 18 3-pointers** - 20 vs. LSU, 3/4/95 (20-35)  
**Hit 19 3-pointers** - 20 vs. LSU, 3/4/95 (20-35)  
**Hit 20 3-pointers** - 20 vs. LSU, 3/4/95 (20-35)  
**Hit 21 3-pointers** - 21 vs. North Carolina, 12/27/89 (21-48)  
**Hit 22 3-pointers** - Never

**Scored 100 Points in Two Consecutive Games** - 3/25/93-3/27/93  
**Scored 100 Points in Three Consecutive Games** - 12/16/77-12/23/77  
**Scored 100 Points in Consecutive SEC Games** - 2/27/56-3/3/56  
**Won game by 50 points or more** - 52 vs. Eastern Michigan (W, 90-38) 1/2/13  
**Won game by 60 points or more** - 62 vs. Vanderbilt (W, 106-44) 3/5/03

**Won game by 70 points or more** - 74 vs. Tennessee-Martin (W, 124-50) 11/26/94

**Lost game by 30 points or more** - 30 at Tennessee (L, 88-58) 2/16/13  
**Lost game by 40 points or more** - 41 at Vanderbilt (L, 93-52) 2/12/08  
**Lost game by 50 points or more** - 55 at Kansas (L, 150-95) 12/9/89  
**Lost game by 60 points or more** - 70 vs. Central (L, 87-17) 1/28/1910  
**Lost game by 70 points or more** - 70 vs. Central (L, 87-17) 1/28/1910

**Game decided by one point** - at Indiana, 12/10/11 (L, 73-72)  
**Game decided by two points** - at Arkansas, 1/14/14 (L, 87-85 OT)  
**Game decided by three points** - at Louisville, 12/29/12 (L, 80-77)

**Two consecutive games decided by one point** - vs. North Carolina (W, 73-72) 12/3/11 and at Indiana (L, 73-72) 12/10/11

**Three consecutive games decided by one point** - Never

**Two consecutive games decided by two points** - at Ole Miss (L, 71-69) 2/1/11 and Florida (L, 70-68) 2/5/11


**Came back from 18-point deficit for win** - W, 72-70 vs. Miami Univ. (11/16/09); Trailed 36-18 (7:04 in 1st)  
**Came back from 19-point deficit for win** - W, 80-77 vs. Florida (3/2/94); Trailed 33-14 (7:00 in 1st)  
**Came back from 20-point deficit for win** - W, 99-95 at LSU (2/15/94); Trailed 68-37 (15:34 in 2nd)  
**Came back from 30-point deficit for win** - W, 99-95 at LSU (2/15/94); Trailed 68-37 (15:34 in 2nd)  
**Came back from 31-point deficit for win** - W, 99-95 at LSU (2/15/94); Trailed 68-37 (15:34 in 2nd)

**Pulled down 50 rebounds** - 50 (15-35) at Arkansas, 1/14/14  
**Pulled down 55 rebounds** - 56 (17-39) vs. Robert Morris, 11/17/13  
**Pulled down 60 rebounds** - 62 (19-43) vs. Morehead State, 12/16/96

**Played an Overtime Game** - at Arkansas, 1/14/14, (L, 87-85)  
**Won an Overtime Game** - vs. Missouri, 2/23/13, (W, 90-83 OT)  
**Played an SEC Overtime Game** - at Arkansas, 1/14/14, (L, 87-85 OT)  
**Won an SEC Overtime Game** - vs. Missouri, 2/23/13, (W, 90-83 OT)  
**Lost an Overtime Game** - at Arkansas, 1/14/14, (L, 87-85 OT)  
**Lost an SEC Overtime Game** - at Arkansas, 1/14/14, (L, 87-85 OT)

**Played Two Overtimes** - vs. Vanderbilt, 1/12/08 (W, 79-73, 2ot)  
**Played Three Overtimes** - vs. Temple 12/7/57 (W, 85-83)  
**Played Four Overtimes** - Never played four overtime game  
**Played consecutive games that went to overtime** - 12/9/78 vs. Kansas (W, 67-66) and 12/16/78 vs. Indiana (L, 68-67)

## PLAYER BIOS




<b>15</b>	<b>Willie Cauley-Stein</b>	<b>F</b>	<b>7-0</b>	<b>244</b>	<b>Sophomore</b>	<b>Olathe, Kan. (Northwest)</b>
-----------	----------------------------	----------	------------	------------	------------------	---------------------------------

- Swiped a career-high six steals and blocked six shots in UK's win over Georgia.
- Has led UK in blocks 12 times this year.
- Leads Kentucky with 64 blocks on the season and ranks 15th in UK history with 124 career blocked shots.
- Has scored in double figures seven times, while pulling down 10+ rebounds in five games.
- Majors in Art & Studio.

2013-14 Season Highs	Categories	Career Highs
16, vs. Belmont (12/21/13)	Pts	20, vs. Vanderbilt (2/20/13)
13, vs. Robert Morris (11/17/13)	Rebs	13, vs. Robert Morris (11/17/13)
8, vs. Belmont (12/21/13)	FG Made	8, twice
12, vs. Eastern Michigan (11/27/13)	FG Atts.	12, vs. Eastern Michigan (11/27/13)
-	3-FG Made	-
-	3-FG Atts.	-
5, vs. Cleveland State (11/25/13)	FTs Made	5, vs. Cleveland State (11/25/13)
7, twice	FTs Atts.	8, at Arkansas (3/2/13)
4, vs. UNC Asheville (11/8/13)	Assists	4, three times
6, vs. Georgia (1/25/14)	Steals	6, vs. Georgia (1/25/14)
9, twice	Blocks	9, twice
36, vs. Providence (12/1/13)	Minutes	37, at Arkansas (3/2/13)

### Last Five Games

Opponent	Minutes	FG-A	Pct.	3P-A	Pct.	FT-A	Pct.	O-D-T	PF	Assists	TO	Blocks	Steals	Points
Arkansas	18 Start	1-2	.500	0-0	.000	0-0	.000	0-6-6	5	0	0	1	0	2
Tennessee	19 Start	0-5	.000	0-0	.000	0-0	.000	2-1-3	2	0	0	1	2	0
Texas A&M	9 Start	0-2	.000	0-0	.000	1-4	.250	1-0-1	4	0	2	0	0	1
Georgia	26 Start	3-7	.429	0-0	.000	2-2	1.000	3-0-3	1	1	2	6	6	8
LSU	17 Start	1-5	.200	0-0	.000	1-2	.500	1-5-6	1	1	1	0	1	3



<b>24</b>	<b>E.J. Floreal</b>	<b>G</b>	<b>6-3</b>	<b>195</b>	<b>Freshman</b>	<b>Palo Alto, Calif. (Dunbar)</b>
-----------	---------------------	----------	------------	------------	-----------------	-----------------------------------

- Has seen action in two games this year.
- Scored on a dunk in two minutes of action against Robert Morris.
- Father, Edrick, is the University of Kentucky Track and Cross Country Head Coach.
- Mother, LaVonna, is the 1992 Olympic Silver Medalist in the 100m hurdles.
- All-State Track performer in high school.

2013-14 Season Highs	Categories	Career Highs
2, vs. Robert Morris (11/17/13)	Pts	2, vs. Robert Morris (11/17/13)
1, vs. Robert Morris (11/17/13)	Rebs	1, vs. Robert Morris (11/17/13)
1, vs. Robert Morris (11/17/13)	FG Made	1, vs. Robert Morris (11/17/13)
1, vs. Robert Morris (11/17/13)	FG Atts.	1, vs. Robert Morris (11/17/13)
-	3-FG Made	-
-	3-FG Atts.	-
-	FTs Made	-
-	FTs Atts.	-
-	Assists	-
1, vs. Robert Morris (11/17/13)	Steals	1, vs. Robert Morris (11/17/13)
1, vs. Robert Morris (11/17/13)	Blocks	1, vs. Robert Morris (11/17/13)
2, vs. Robert Morris (11/17/13)	Minutes	2, vs. Robert Morris (11/17/13)

### Last Five Games

Opponent	Minutes	FG-A	Pct.	3P-A	Pct.	FT-A	Pct.	O-D-T	PF	Assists	TO	Blocks	Steals	Points
Arkansas						DNP								
Tennessee						DNP								
Texas A&M						DNP								
Georgia						DNP								
LSU						DNP								



<b>2</b>	<b>Aaron Harrison</b>	<b>G</b>	<b>6-6</b>	<b>218</b>	<b>Freshman</b>	<b>Richmond, Texas (Travis)</b>
----------	-----------------------	----------	------------	------------	-----------------	---------------------------------

- Drained three 3s in the final minute of play vs. LSU.
- Has scored in double figures in five of seven South-eastern Conference contests.
- Averaging 13.8 points per game and 12 in SEC play.
- Tallied double figures in 16 of 20 games.
- Leads the team in free throw percentage at .774, going 72-for-93 from the charity stripe.
- Worn #2 since he was in the second grade.

2013-14 Season Highs	Categories	Career Highs
28, vs. Robert Morris (11/17/13)	Pts	28, vs. Robert Morris (11/17/13)
7, vs. Eastern Michigan (11/27/13)	Rebs	7, vs. Eastern Michigan (11/27/13)
8, vs. North Carolina (12/14/13)	FG Made	8, vs. North Carolina (12/14/13)
16, vs. Belmont (12/21/13)	FG Atts.	16, vs. Belmont (12/21/13)
4, vs. Robert Morris (11/17/13)	3-FG Made	4, vs. Robert Morris (11/17/13)
7, twice	3-FG Atts.	7, twice
10, vs. Robert Morris (11/17/13)	FTs Made	10, vs. Robert Morris (11/17/13)
11, twice	FTs Atts.	11, twice
7, vs. Belmont (12/21/13)	Assists	7, vs. Belmont (12/21/13)
4, vs. UNC Asheville (11/8/13)	Steals	4, vs. UNC Asheville (11/8/13)
1, seven times	Blocks	1, seven times
38, twice	Minutes	38, twice

### Last Five Games

Opponent	Minutes	FG-A	Pct.	3P-A	Pct.	FT-A	Pct.	O-D-T	PF	Assists	TO	Blocks	Steals	Points
Arkansas	24 Start	5-8	.625	2-3	.667	4-5	.800	1-0-1	4	1	2	1	0	16
Tennessee	26 Start	3-7	.429	2-4	.500	6-7	.857	0-4-4	4	1	2	0	2	14
Texas A&M	27 Start	1-5	.200	1-3	.333	3-4	.750	0-1-1	4	2	1	0	2	6
Georgia	30 Start	6-10	.600	0-2	.000	3-3	1.000	0-0-0	2	3	0	1	1	15
LSU	30 Start	5-13	.385	3-5	.600	1-2	.500	2-4-6	1	1	4	0	0	14

## PLAYER BIOS



**5** | **Andrew Harrison** | **6** | **6-6** | **215** | **Freshman** | **Richmond, Texas (Travis)**


- Recorded a season-best performance in UK's win over Tennessee, scoring 26 points, including going 10-of-10 from the charity stripe, and dished out three assists.

- Leads the team in assists, averaging 3.5 per game.
- Shooting .367 from beyond the arc, making 18-of-49 on the year.
- Has led UK in assists in 11 games.
- Growing up he was an avid rollerblader.

2013-14 Season Highs	Categories	Career Highs
26, vs. Tennessee (1/18/14)	Pts	26, vs. Tennessee (1/18/14)
8, three times	Rebs.	8, three times
7, vs. Tennessee (1/18/14)	FG Made	7, vs. Tennessee (1/18/14)
16, vs. Louisville (12/28/13)	FG Atts.	16, vs. Louisville (12/28/13)
2, six times	3-FG Made	2, six times
7, vs. Texas A&M (1/21/14)	3-FG Atts.	7, vs. Texas A&M (1/21/14)
10, twice	FTs Made	10, twice
17, vs. North Carolina (12/14/13)	FTs Atts.	17, vs. North Carolina (12/14/13)
7, vs. North Carolina (12/14/13)	Assists	7, vs. North Carolina (12/14/13)
2, vs. Mississippi State (1/8/14)	Steals	2, vs. Mississippi State (1/8/14)
1, three times	Blocks	1, three times
38, three times	Minutes	38, three times

### Last Five Games

Opponent	Minutes	FG-A	Pct.	3P-A	Pct.	FT-A	Pct.	O-D-T	PF	Assists	TO	Blocks	Steals	Points
Arkansas	38 Start	2-9	.222	1-2	.500	2-3	.667	0-4-4	2	6	5	0	1	7
Tennessee	33 Start	7-13	.538	2-3	.667	10-10	1.000	0-2-2	1	3	0	0	1	26
Texas A&M	38 Start	3-12	.250	2-7	.286	0-0	.000	1-7-8	2	4	4	0	0	8
Georgia	29 Start	3-9	.333	1-2	.500	0-0	.000	0-3-3	3	5	3	1	1	7
LSU	35 Start	2-7	.286	0-1	.000	4-4	1.000	0-0-0	3	1	1	0	0	8



**25** | **Dominique Hawkins** | **6** | **6-0** | **193** | **Freshman** | **Richmond, Ky. (Madison Central)**

- Has led Kentucky in assists in two games.
- Dished out three assists in UK's wins over Robert Morris and Belmont.

- Notched four points, two rebounds and two assists to open SEC play against Mississippi State.
- Averaging 10.8 minutes in his freshman season.
- Was named 2013 Kentucky Mr. Basketball.
- Named MVP of the KHSAA Sweet Sixteen, leading his team to a state championship.

2013-14 Season Highs	Categories	Career Highs
5, vs. Providence (12/1/13)	Pts	5, vs. Providence (12/1/13)
4, vs. Belmont (12/21/13)	Rebs	4, vs. Belmont (12/21/13)
2, twice	FG Made	2, twice
5, vs. Mississippi State (1/8/14)	FG Atts.	5, vs. Mississippi State (1/8/14)
1, twice	3-FG Made	1, twice
2, twice	3-FG Atts.	2, twice
2, vs. Mississippi State (1/8/14)	FTs Made	2, vs. Mississippi State (1/8/14)
2, three times	FTs Atts.	2, three times
3, twice	Assists	3, twice
1, four times	Steals	1, four times
1, vs. Robert Morris (11/17/13)	Blocks	1, vs. Robert Morris (11/17/13)
23, vs. Mississippi State (1/8/14)	Minutes	23, vs. Mississippi State (1/8/14)

### Last Five Games

Opponent	Minutes	FG-A	Pct.	3P-A	Pct.	FT-A	Pct.	O-D-T	PF	Assists	TO	Blocks	Steals	Points
Arkansas	5	0-0	.000	0-0	.000	0-0	.000	0-0-0	2	0	0	0	0	0
Tennessee	7	0-0	.000	0-0	.000	0-0	.000	0-0-0	2	0	0	0	0	0
Texas A&M	1	0-1	.000	0-1	.000	0-0	.000	0-0-0	0	0	1	0	0	0
Georgia	3	0-1	.000	0-0	.000	0-0	.000	0-0-0	1	0	0	0	0	0
LSU	4	0-0	.000	0-0	.000	0-0	.000	0-0-0	1	0	0	0	0	0



**4** | **Jon Hood** | **6** | **6-7** | **215** | **Senior** | **Madisonville, Ky. (North Hopkins)**

- Drained a bucket, had an assist and a rebound in just two minutes of a win vs. Georgia.
- Has played in 79 games throughout his career at UK.

- The only remaining player from Coach Calipari's original roster.
- .789 career free throw shooter.
- Has played with 17 NBA players during his time at Kentucky.
- Named Kentucky Mr. Basketball in 2009.

2013-14 Season Highs	Categories	Career Highs
5, vs. Northern Kentucky (11/10/13)	Pts	7, vs. Coppin State (12/28/10)
1, vs. Northern Kentucky (11/10/13)	Rebs	4, twice
1, twice	FG Made	2, five times
2, vs. Northern Kentucky (11/10/13)	FG Atts.	7, vs. Coppin State (12/28/10)
1, vs. Northern Kentucky (11/10/13)	3-FG Made	2, vs. Samford (12/4/12)
2, vs. Northern Kentucky (11/10/13)	3-FG Atts.	4, vs. Coppin State (12/28/10)
2, twice	FTs Made	2, seven times
2, twice	FTs Atts.	4, vs. Portland (11/19/10)
1, four times	Assists	3, vs. LSU (1/15/11)
1, twice	Steals	2, twice
-	Blocks	1, three times
6, twice	Minutes	20, vs. LSU (1/15/11)

### Last Five Games

Opponent	Minutes	FG-A	Pct.	3P-A	Pct.	FT-A	Pct.	O-D-T	PF	Assists	TO	Blocks	Steals	Points
Arkansas						DNP								
Tennessee						DNP								
Texas A&M						DNP								
Georgia	2	1-1	1.000	0-0	.000	0-0	.000	0-1-1	0	1	0	0	0	2
LSU						DNP								

## PLAYER BIOS



**44** **Dakari Johnson** **C** **7-0** **265** **Freshman** **Brooklyn, N.Y. (Montverde Acad.)**

- Scored 15 points on 7-of-8 shooting from the field and grabbed six rebounds, including five offensive, at LSU
- Averaging 3.2 rebounds per game.
- Sparked the Wildcats in 24 minutes of action vs. Texas A&M, scoring six points, grabbing seven boards and swatting three shots.
- Third on the team in field-goal percentage, shooting .571 from the field.
- High school teammates with former Kentucky standout and national champion Michael Kidd-Gilchrist.

2013-14 Season Highs	Categories	Career Highs
15, vs. LSU (1/28/14)	Pts	15, vs. LSU (1/28/14)
8, vs. UT Arlington (11/19/13)	Rebs.	8, vs. UT Arlington (11/19/13)
7, vs. LSU (1/28/14)	FG Made	7, vs. LSU (1/28/14)
8, vs. LSU (1/28/14)	FG Atts.	8, vs. LSU (1/28/14)
-	3-FG Made	-
-	3-FG Atts.	-
4, vs. Robert Morris (11/17/13)	FTs Made	4, vs. Robert Morris (11/17/13)
5, twice	FTs Atts.	5, twice
1, three times	Assists	1, three times
1, twice	Steals	1, twice
3, vs. Texas A&M (1/21/14)	Blocks	3, vs. Texas A&M (1/21/14)
24, vs. Texas A&M (1/21/14)	Minutes	24, vs. Texas A&M (1/21/14)

### Last Five Games

Opponent	Minutes	FG-A	Pct.	3P-A	Pct.	FT-A	Pct.	O-D-T	PF	Assists	TO	Blocks	Steals	Points
Arkansas	9	1-2	.500	0-0	.000	2-4	.500	2-2-4	2	1	0	1	0	4
Tennessee	16	2-3	.667	0-0	.000	0-0	.000	2-2-4	2	0	0	0	0	4
Texas A&M	24	3-4	.750	0-0	.000	0-2	.000	2-5-7	1	0	2	3	1	6
Georgia	10	1-1	1.000	0-0	.000	1-2	.500	0-1-1	4	0	0	2	0	3
LSU	20	7-8	.875	0-0	.000	1-2	.500	5-1-6	5	1	0	1	1	15



**21** **Tod Lanter** **G** **6-2** **190** **Junior** **Lexington, Ky. (Gulf Coast State CC)**

- Saw action in six games during the 2012-13 season.
- Pulled down two boards in 2012-13.
- Son of former Kentucky player, Bo Lanter.

2013-14 Season Highs	Categories	Career Highs
-	Pts	-
-	Rebs	2, vs. Mississippi State (2/27/13)
-	FG Made	-
-	FG Atts.	1, three times
-	3-FG Made	-
-	3-FG Atts.	1, twice
-	FTs Made	-
-	FTs Atts.	-
-	Assists	-
-	Steals	-
-	Blocks	-
-	Minutes	3, vs. Mississippi State (2/27/13)

### Last Five Games

Opponent	Minutes	FG-A	Pct.	3P-A	Pct.	FT-A	Pct.	O-D-T	PF	Assists	TO	Blocks	Steals	Points
Vandy						DNP								
Arkansas						DNP								
Tennessee						DNP								
Texas A&M						DNP								
LSU						DNP								



**00** **Marcus Lee** **F** **6-9** **215** **Freshman** **Antioch, Calif. (Deer Valley)**


- Tallied 10 points and three blocks in Kentucky's win over UT Arlington.
- Scored a season-high 17 points in the first game of the year against UNC Asheville.
- Has blocked 10 shots on the year.
- Started for the Wildcats during a four-game stretch against Robert Morris, UT Arlington, Cleveland St. and Eastern Michigan.
- All-State volleyball selection in high school in California.

2013-14 Season Highs	Categories	Career Highs
17, vs. UNC Asheville (11/8/13)	Pts	17, vs. UNC Asheville (11/8/13)
6, vs. Northern Kentucky (11/10/13)	Rebs	6, vs. Northern Kentucky (11/10/13)
7, vs. UNC Asheville (11/8/13)	FG Made	7, vs. UNC Asheville (11/8/13)
8, vs. UNC Asheville (11/8/13)	FG Atts.	8, vs. UNC Asheville (11/8/13)
-	3-FG Made	-
-	3-FG Atts.	-
3, vs. UNC Asheville (11/8/13)	FTs Made	3, vs. UNC Asheville (11/8/13)
7, vs. UNC Asheville (11/8/13)	FTs Atts.	7, vs. UNC Asheville (11/8/13)
1, two times	Assists	1, two times
-	Steals	-
3, vs. UT Arlington (11/19/13)	Blocks	3, vs. UT Arlington (11/19/13)
15, vs. UNC Asheville (11/8/13)	Minutes	15, vs. UNC Asheville (11/8/13)


### Last Five Games

Opponent	Minutes	FG-A	Pct.	3P-A	Pct.	FT-A	Pct.	O-D-T	PF	Assists	TO	Blocks	Steals	Points
Arkansas	10	0-0	.000	0-0	.000	1-4	.250	0-1-1	2	0	0	0	0	1
Tennessee						DNP								
Texas A&M	3	0-0	.000	0-0	.000	0-0	.000	0-0-0	0	0	0	0	0	0
Georgia	3	1-2	.500	0-0	.000	0-0	.000	1-0-1	0	0	0	0	0	2
LSU						DNP								


## PLAYER BIOS

	<b>32</b>	<b>Brian Long</b>	<b>6</b>	<b>5-9</b>	<b>155</b>	<b>Junior</b>	<b>Dumont, N.J. (River Dell)</b>
<ul style="list-style-type: none"> <li>• Has seen action in 15 games during his career as a Wildcat.</li> <li>• Was a member of the 2011-12 National Championship team.</li> <li>• Played a career-high four minutes against Penn State in 2011-12.</li> <li>• Has two brothers, Keith and Travis, who played basketball at UNLV and Memphis, respectively.</li> </ul>							
		<b>2013-14 Season Highs</b>		<b>Categories</b>		<b>Career Highs</b>	
		-		Pts.		2, vs. Penn State (11/19/11)	
		-		Rebs.		1, twice	
		-		FG Made		-	
		-		FG Atts.		2, vs. Mississippi State (2/27/13)	
		-		3-FG Made		-	
		-		3-FG Atts.		1, vs. Lafayette (11/16/12)	
		-		FTs Made		2, vs. Penn State (11/19/11)	
		-		FTs Atts.		4, vs. Penn State (11/19/11)	
		-		Assists		-	
		-		Steals		1, vs. Mississippi State (2/27/13)	
		-		Blocks		-	
		-		Minutes		4, vs. Penn State (11/19/11)	

Last Five Games														
Opponent	Minutes	FG-A	Pct.	3P-A	Pct.	FT-A	Pct.	O-D-T	PF	Assists	TO	Blocks	Steals	Points
Vandy						DNP								
Arkansas						DNP								
Tennessee						DNP								
Texas A&M						DNP								
LSU						DNP								

	<b>13</b>	<b>Sam Malone</b>	<b>6</b>	<b>5-11</b>	<b>185</b>	<b>Junior</b>	<b>Scituate, Mass. (Scituate)</b>
<ul style="list-style-type: none"> <li>• Has seen action in nine games during his career as a Wildcat.</li> <li>• Was a member of the 2011-12 National Championship team.</li> <li>• One of six UK players ot have won a high school state title.</li> </ul>							
		<b>2013-14 Season Highs</b>		<b>Categories</b>		<b>Career Highs</b>	
		-		Pts.		4, vs. Marist (11/11/11)	
		-		Rebs.		2, twice	
		-		FG Made		2, vs. Marist (11/11/11)	
		-		FG Atts.		2, twice	
		-		3-FG Made		-	
		-		3-FG Atts.		-	
		-		FTs Made		-	
		-		FTs Atts.		-	
		-		Assists		1, vs. St. John's (12/1/11)	
		-		Steals		-	
		-		Blocks		-	
		-		Minutes		4, vs. Penn State (11/19/11)	

Last Five Games														
Opponent	Minutes	FG-A	Pct.	3P-A	Pct.	FT-A	Pct.	O-D-T	PF	Assists	TO	Blocks	Steals	Points
Vandy						DNP								
Arkansas						DNP								
Tennessee						DNP								
Texas A&M						DNP								
LSU						DNP								

	<b>3</b>	<b>Jarrod Polson</b>	<b>6</b>	<b>6-2</b>	<b>182</b>	<b>Senior</b>	<b>Wilmore, Ky. (West Jessamine)</b>
<ul style="list-style-type: none"> <li>• Nailed a 3, dished out an assist and grabbed two rebounds in 12 minutes of action at LSU</li> <li>• Drained two 3-pointers late in the first half to give UK a spark at Vandy.</li> <li>• Graduated in May 2013 in just three years.</li> <li>• Member of the 2011-12 National Championship team.</li> <li>• All-time leading scorer at West Jessamine High School with 1,884 points.</li> <li>• Has played with 12 NBA players during his career at UK.</li> </ul>							
		<b>2013-14 Season Highs</b>		<b>Categories</b>		<b>Career Highs</b>	
		6, vs. Vanderbilt (1/11/14)		Pts.		11, at Tennessee (2/16/13)	
		2, three times		Rebs.		4, four times	
		2, vs. Vanderbilt (1/11/14)		FG Made		4, three times	
		4, vs. Vanderbilt (1/11/14)		FG Atts.		5, five times	
		2, vs. Vanderbilt (1/11/14)		3-FG Made		2, vs. Vanderbilt (1/11/14)	
		3, vs. Vanderbilt (1/11/14)		3-FG Atts.		3, twice	
		-		FTs Made		4, twice	
		-		FTs Atts.		4, three times	
		1, nine times		Assists		4, vs. Samford (12/4/12)	
		-		Steals		2, twice	
		1, vs. Arkansas (1/14/14)		Blocks		1, three times	
		21, vs. Belmont (12/21/13)		Minutes		31, at Robert Morris (3/19/13)	

Last Five Games														
Opponent	Minutes	FG-A	Pct.	3P-A	Pct.	FT-A	Pct.	O-D-T	PF	Assists	TO	Blocks	Steals	Points
Arkansas	17	0-0	.000	0-0	.000	0-0	.000	0-2-2	3	1	1	1	0	0
Tennessee	9	0-0	.000	0-0	.000	0-0	.000	0-0-0	1	1	0	0	0	0
Texas A&M	8	1-2	.500	1-2	.500	0-0	.000	1-1-2	2	1	0	0	0	3
Georgia	11	1-3	.333	0-0	.000	0-0	.000	0-0-0	1	1	0	0	0	2
LSU	12	1-3	.333	1-2	.500	0-0	.000	0-2-2	0	1	1	0	0	3

## PLAYER BIOS



**22 Alex Poythress F 6-8 239 Sophomore Clarksville, Tenn. (Northwest)**

- Has been a spark for the Wildcats in conference play, averaging 10.6 points and 4.9 rebounds.
- Recorded a season-high 16 points, including shooting 8-of-9 from the charity stripe, and pulled down five boards in UK's win over Texas A&M.
- Has 20 dunks on the year and 53 in his career.
- Scored in double figures in six contests, while pulling down 10+ rebounds in two games.
- Twin sister, Alexis, is also a student at the University of Kentucky.

2013-14 Season Highs	Categories	Career Highs
16, vs. Texas A&M (1/21/14)	Pts	22, twice
13, vs. UNC Asheville (11/8/13)	Rebs	13, vs. UNC Asheville (11/8/13)
5, twice	FG Made	9, three times
9, vs. UNC Asheville (11/8/13)	FG Atts.	12, twice
1, four times	3-FG Made	2, twice
2, three times	3-FG Atts.	3, vs. Samford (12/4/12)
8, vs. Texas A&M (1/21/14)	FTs Made	8, three times
9, vs. Texas A&M (1/21/14)	FTs Atts.	10, twice
3, vs. Robert Morris (11/17/13)	Assists	3, twice
1, three times	Steals	2, at Florida (2/12/13)
3, twice	Blocks	3, twice
32, vs. Arkansas (1/14/14)	Minutes	40, vs. Missouri (2/23/13)

### Last Five Games

Opponent	Minutes	FG-A	Pct.	3P-A	Pct.	FT-A	Pct.	O-D-T	PF	Assists	TO	Blocks	Steals	Points
Arkansas	32	5-7	.714	0-0	.000	2-2	1.000	1-5-6	4	0	0	2	0	12
Tennessee	21	1-4	.250	0-2	.000	2-2	1.000	1-2-3	1	2	1	2	0	4
Texas A&M	25	4-7	.571	0-1	.000	8-9	.889	1-4-5	2	0	3	2	0	16
Georgia	16	3-5	.600	0-0	.000	5-8	.625	1-4-5	3	1	2	0	0	11
LSU	17	4-8	.500	0-0	.000	2-2	1.000	5-2-7	3	0	3	1	0	10



**30 Julius Randle F 6-9 250 Freshman Dallas, Texas (Prestonwood Christian)**

- Notched his 11th double-double of the year with 13 points and 11 rebounds against Texas A&M.
- Averaging 16.6 points and 10.5 rebounds per game.
- Leads Kentucky in numerous categories, including points, field goals made, free throws made, free throw attempts and rebounds.
- Member of the Wooden and Oscar Robertson Midseason Player of the Year watch.
- Won three state championships in high school.

2013-14 Season Highs	Categories	Career Highs
29, vs. Belmont (12/21/13)	Pts	29, vs. Belmont (12/21/13)
16, vs. UNC Asheville (11/8/13)	Rebs	16, vs. UNC Asheville (11/8/13)
9, vs. Michigan State (11/12/13)	FG Made	9, vs. Michigan State (11/12/13)
14, vs. Michigan State (11/12/13)	FG Atts.	14, vs. Michigan State (11/12/13)
1, twice	3-FG Made	1, twice
2, vs. Tennessee (1/18/14)	3-FG Atts.	2, vs. Tennessee (1/18/14)
13, vs. Belmont (12/21/13)	FTs Made	13, vs. Belmont (12/21/13)
19, vs. Belmont (12/21/13)	FTs Atts.	19, vs. Belmont (12/21/13)
4, four times	Assists	4, four times
3, vs. LSU (1/28/14)	Steals	3, vs. LSU (1/28/14)
2, four times	Blocks	2, four times
40, vs. Arkansas (1/14/14)	Minutes	40, vs. Arkansas (1/14/14)

### Last Five Games

Opponent	Minutes	FG-A	Pct.	3P-A	Pct.	FT-A	Pct.	O-D-T	PF	Assists	TO	Blocks	Steals	Points
Arkansas	32 Start	5-11	.455	0-0	.000	10-14	.714	6-8-14	4	0	5	2	0	20
Tennessee	33 Start	6-9	.667	1-2	.500	5-5	1.000	1-1-2	2	4	4	1	1	18
Texas A&M	29 Start	4-6	.667	0-1	.000	5-6	.833	4-7-11	3	3	1	2	1	13
Georgia	32 Start	4-8	.500	1-1	1.000	5-5	1.000	4-5-9	2	3	3	1	0	14
LSU	27 Start	3-11	.273	0-0	.000	0-1	.000	1-4-5	3	1	3	1	3	6



**35 Derek Willis F 6-9 205 Freshman Mt. Washington, Ky (Bullitt East)**

- Has played in 10 games during his freshman year as a Wildcat.
- Shooting .750 from the free throw line, making 9-of-12.
- Scored a season-high six points in games against Robert Morris and Northern Kentucky.
- First of nine in the 2013 class to committ to UK.

2013-14 Season Highs	Categories	Career Highs
6, twice	Pts	6, twice
3, vs. Georgia (1/25/14)	Rebs	3, vs. Georgia (1/25/14)
1, three times	FG Made	1, three times
2, twice	FG Atts.	2, twice
1, vs. Northern Kentucky (11/1/13)	3-FG Made	1, vs. Northern Kentucky (11/1/13)
2, twice	3-FG Atts.	2, twice
4, vs. Robert Morris (11/17/13)	FTs Made	4, vs. Robert Morris (11/17/13)
6, vs. UNC Asheville (11/8/13)	FTs Atts.	6, vs. UNC Asheville (11/8/13)
-	Assists	-
-	Steals	-
-	Blocks	-
6, three times	Minutes	6, three times

### Last Five Games

Opponent	Minutes	FG-A	Pct.	3P-A	Pct.	FT-A	Pct.	O-D-T	PF	Assists	TO	Blocks	Steals	Points
Arkansas						DNP								
Tennessee						DNP								
Texas A&M						DNP								
Georgia	6	1-1	1.000	0-0	.000	0-0	.000	0-2-2	0	0	0	0	0	2
LSU						DNP								

# PLAYER BIOS



**1** James Young **G/F** **6-6** **215** Freshman Rochester Hills, Mich. (Rochester)

- Led Kentucky at LSU, scoring 23 points, including five 3s, while also grabbing seven rebounds.
- Scored in double figures in 14 games this season, including leading the Wildcats in scoring in seven.
- Has made three or more 3-pointers in nine games.
- Tallied 26 points, 10 rebounds and five assists to open SEC play against Mississippi State.
- Named MVP of the UK/UofL game by the Bluegrass Sports Commission after recording 18 points, 10 boards and five assists.
- Favorite player growing up was former Kentucky standout Tayshaun Prince.

2013-14 Season Highs	Categories	Career Highs
26, twice	Pts	26, twice
10, twice	Rebs	10, twice
9, vs. LSU (1/28/14)	FG Made	9, vs. LSU (1/28/14)
18, twice	FG Atts.	18, twice
5, twice	3-FG Made	5, twice
12, vs. LSU (1/28/14)	3-FG Atts.	12, vs. LSU (1/28/14)
8, vs. North Carolina (12/14/13)	FTs Made	8, vs. North Carolina (12/14/13)
10, vs. North Carolina (12/14/13)	FTs Atts.	10, vs. North Carolina (12/14/13)
5, vs. Mississippi State (1/8/14)	Assists	5, vs. Mississippi State (1/8/14)
2, six times	Steals	2, six times
1, five times	Blocks	1, five times
40, vs. Arkansas (1/14/14)	Minutes	40, vs. Arkansas (1/14/14)

## Last Five Games

Opponent	Minutes	FG-A	Pct.	3P-A	Pct.	FT-A	Pct.	O-D-T	PF	Assists	TO	Blocks	Steals	Points
Arkansas	40 Start	8-17	.471	2-6	.333	5-8	.625	2-4-6	3	2	3	0	2	23
Tennessee	36 Start	3-9	.333	2-5	.400	0-0	.000	0-1-1	2	0	1	0	0	8
Texas A&M	36 Start	6-11	.545	2-6	.333	1-2	.500	2-5-7	2	2	1	0	2	15
Georgia	32 Start	5-10	.500	3-7	.429	0-0	.000	0-2-2	2	1	1	0	1	13
LSU	38 Start	9-18	.500	5-12	.417	0-0	.000	0-7-7	2	2	0	1	1	23

## WILDCATS ON THE CHARTS

### CAREER RECORDS

#### Blocked Shots

No. Player	Blocks	Games
1. Jamaal Magloire (1997-00)	268	145
12. Nazr Mohammed (1996-98)	135	94
13. Chuck Hayes (2002-05)	128	134
14. Randolph Morris (2005-07)	125	89
15. Willie Cauley-Stein (2013-)	124	49

#### Points

No. Player	Blocks	Games
1. Dan Issel (1968-70)	2,138	83
134. Kyle Wiltjer (2012-13)	535	73
135. Bennie Coffman (1959-60)	526	50
136. Adrian Smith (1957-58)	518	51
137. Stan Key (1970-72)	512	74
137. Lucian Whiteaker (1950-52)	512	91
139. Dick Parsons (1959-61)	511	74
140. Alex Poythress (2013-)	508	53

### SINGLE SEASON RECORDS

#### Blocked Shots

No. Player	Blocks	Games
1. Anthony Davis (2012)	186	40
12. Terrence Jones (2012)	68	38
13. Melvin Turpin (1982)	67	30
13. Perry Stevenson (2009)	67	36
13. DeMarcus Cousins (2010)	67	38
16. Jamaal Magloire (1999)	66	34
16. Jamaal Magloire (1998)	66	38
18. Sam Bowie (1984)	65	34
19. Willie Cauley-Stein (2014)	64	20

### SINGLE SEASON FRESHMAN RECORDS

#### Rebounds

No. Player	Rebs.	Games
1. Anthony Davis (2012)	415	40
6. Sam Bowie (1980)	276	34
7. Nerlens Noel (2013)	227	24
8. Rick Robey (1975)	214	21
9. Julius Randle (2014)	204	20

### 3-Pointers

No. Player	Threes	Games
1. Brandon Knight (2011)	87	38
2. Rex Chapman (1987)	68	29
2. Doron Lamb (2011)	68	38
4. Eric Bledsoe (2010)	49	37
5. Keith Bogans (2000)	48	33
6. James Young (2014)	47	20

### Free Throws

No. Player	FTs	Games
1. John Wall (2010)	175	37
5. M. Kidd-Gilchrist (2012)	143	40
6. Brandon Knight (2011)	136	38
7. Archie Goodwin (2013)	135	33
8. Dwight Anderson (1979)	131	29
9. Julius Randle (2014)	113	20
10. Sam Bowie (1980)	110	34
11. Alex Poythress (2013)	91	33
12. Winston Bennett (1984)	88	34
12. Randolph Morris (2005)	88	34
14. Patrick Patterson (2008)	87	25
14. Keith Bogans (2000)	87	33
16. Andrew Harrison (2014)	85	20
16. Marquis Teague (2012)	85	40
18. Eric Bledsoe (2010)	82	37
18. Chris Mills (1989)	82	32
20. Wallace Jones (1946)	80	30
21. Doron Lamb (2011)	79	38
22. Ed Davender (1985)	78	31
23. Aaron Harrison (2014)	72	20
24. Rodrick Rhodes (1993)	70	33
24. Chuck Verderber (1979)	65	31
26. Jamal Mashburn (1991)	64	28
27. Jodie Meeks (2007)	61	34
28. Rajon Rondo (2005)	60	34
29. Ralph Beard (1946)	57	30
30. Bob Brannum (1944)	56	21
31. Nerlens Noel (2013)	55	24
32. James Young (2014)	54	20

### Points

No. Player	Points	Games
1. Brandon Knight (2011)	657	38
15. Marquis Teague (2012)	401	40
16. Dwight Anderson (1979)	387	29
17. Alex Poythress (2012)	371	33

18. Jamal Mashburn (1991)	362	28
19. Julius Randle (2014)	321	20
19. Rick Robey (1975)	321	31
21. Rodrick Rhodes (1993)	299	33
22. Randolph Morris (2005)	298	20
23. Jodie Meeks (2007)	295	34
24. James Young (2014)	293	20
24. Jason Parker (2001)	293	34
26. Jack Givens (1975)	292	31
27. Wallace Jones (1946)	290	30
28. Ron Mercer (1996)	288	36
29. Ralph Beard (1946)	279	30
30. Aaron Harrison (2014)	275	20
31. Rajon Rondo (2005)	274	34
32. Ed Davender (1985)	264	31
33. Antonie Walker (1995)	259	33
34. Bob Brannum (1944)	254	21
35. Nerlens Noel (2013)	251	24
36. Willie Cauley-Stein (2013)	242	29
36. Mike Phillips (1975)	242	31
38. Gerald Fitch (2001)	230	34
39. Eric Manuel (1988)	228	32
40. Kenny Walker (1983)	227	31
41. Winston Bennett (1984)	222	34
42. Andrew Harrison (2014)	219	20

### Assists

No. Player	Assts.	Games
1. John Wall (2010)	241	37
11. Archie Goodwin (2013)	88	33
12. Ed Davender (1985)	83	31
13. M. Kidd-Gilchrist (2012)	75	40
14. Eric Manuel (1988)	74	32
15. Darius Miller (2009)	72	36
16. Andrew Harrison (2014)	69	20

\*Special thanks to Jon Scott



**2013-14 UK Basketball**  
**Kentucky Combined Team Statistics (as of Jan 29, 2014)**  
**All games**

<b>RECORD:</b>	<b>OVERALL</b>	<b>HOME</b>	<b>AWAY</b>	<b>NEUTRAL</b>
ALL GAMES	15-5	13-0	1-3	1-2
CONFERENCE	5-2	4-0	1-2	0-0
NON-CONFERENCE	10-3	9-0	0-1	1-2

##	Player	gp-gs	min	avg	Total		3-Point		F-Throw		Rebounds				pf	dq	a	to	blk	stl	pts	avg
					fg-fga	fg%	3fg-fga	3fg%	ft-fa	ft%	off	def	tot	avg								
30	Randle, Julius	20-20	584	29.2	103-195	.528	2-11	.182	113-155	.729	75	129	204	10.2	48	1	34	63	16	8	321	16.1
01	Young, James	20-20	649	32.5	96-236	.407	47-139	.338	54-81	.667	25	65	90	4.5	38	1	40	37	5	18	293	14.7
02	Harrison, Aaron	20-20	581	29.1	89-195	.456	25-80	.313	72-93	.774	10	51	61	3.1	48	0	42	36	7	22	275	13.8
05	Harrison, Andrew	20-20	614	30.7	58-156	.372	18-49	.367	85-114	.746	13	46	59	3.0	62	1	69	49	3	7	219	11.0
15	Cauley-Stein, Willie	20-16	503	25.2	65-112	.580	0-0	.000	25-54	.463	55	80	135	6.8	50	1	17	19	64	26	155	7.8
22	Poythress, Alex	20-0	386	19.3	51-99	.515	4-15	.267	31-48	.646	44	67	111	5.6	41	1	13	22	19	3	137	6.9
44	Johnson, Dakari	19-0	213	11.2	35-57	.614	0-0	.000	17-37	.459	32	31	63	3.3	39	1	4	8	9	2	87	4.6
00	Lee, Marcus	14-4	99	7.1	17-26	.654	0-0	.000	7-16	.438	11	12	23	1.6	10	0	2	2	10	0	41	2.9
35	Willis, Derek	10-0	36	3.6	3-8	.375	1-5	.200	9-12	.750	1	7	8	0.8	0	0	0	3	0	1	16	1.6
04	Hood, Jon	6-0	22	3.7	2-5	.400	1-3	.333	4-4	1.000	0	2	2	0.3	2	0	5	2	0	2	9	1.5
25	Hawkins, Dominique	20-0	216	10.8	8-29	.276	2-15	.133	5-10	.500	5	14	19	1.0	29	0	12	6	1	4	23	1.2
03	Polson, Jarrod	15-0	119	7.9	6-14	.429	5-8	.625	0-0	.000	1	6	7	0.5	12	0	9	3	1	0	17	1.1
24	Floreal, E.J.	2-0	3	1.5	1-1	1.000	0-0	.000	0-0	.000	0	1	1	0.5	1	0	0	0	1	1	2	1.0
Team											26	39	65		1		3					
Total.....		20	4025		534-1133	.471	105-325	.323	422-624	.676	298	550	848	42.4	381	6	247	253	136	94	1595	79.8
Opponents.....		20	4025		472-1201	.393	106-345	.307	282-425	.664	250	385	635	31.8	474	16	213	230	59	122	1332	66.6

<b>TEAM STATISTICS</b>	<b>UK</b>	<b>OPP</b>	<b>Date</b>	<b>Opponent</b>	<b>Score</b>	<b>Att.</b>
SCORING	1595	1332	11/08/13	UNC ASHEVILLE	w 89-57	22413
Points per game	79.8	66.6	11/10/13	NORTHERN KENTUCKY	w 93-63	22925
Scoring margin	+13.2	-	11/12/13	vs Michigan State	L 74-78	22711
FIELD GOALS-ATT	534-1133	472-1201	2 11/17/13	ROBERT MORRIS	w 87-49	21600
Field goal pct	.471	.393	2 11/19/13	TEXAS-ARLINGTON	w 105-76	20305
3 POINT FG-ATT	105-325	106-345	2 11/25/13	CLEVELAND STATE	w 68-61	21067
3-point FG pct	.323	.307	2 11/27/13	EASTERN MICHIGAN	w 81-63	22721
3-pt FG made per game	5.3	5.3	3 12/01/13	vs Providence	w 79-65	8086
FREE THROWS-ATT	422-624	282-425	4 12/06/13	vs Baylor	L 62-67	12818
Free throw pct	.676	.664	12/10/13	BOISE STATE	w 70-55	21565
F-Throws made per game	21.1	14.1	12/14/13	at North Carolina	L 77-82	21750
REBOUNDS	848	635	12/21/13	BELMONT	w 93-80	24224
Rebounds per game	42.4	31.8	12/28/13	LOUISVILLE	w 73-66	24396
Rebounding margin	+10.7	-	* 01/08/14	MISSISSIPPI STATE	w 85-63	23638
ASSISTS	247	213	* 01/11/14	at Vanderbilt	w 71-62	14316
Assists per game	12.4	10.7	* 01/14/14	at Arkansas	Lot 85-87	18386
TURNOVERS	253	230	* 01/18/14	TENNESSEE	w 74-66	24246
Turnovers per game	12.7	11.5	* 01/21/14	TEXAS A&M	w 68-51	22634
Turnover margin	-1.1	-	* 01/25/14	GEORGIA	w 79-54	23367
Assist/turnover ratio	1.0	0.9	* 01/28/14	at LSU	L 82-87	12124
STEALS	94	122				
Steals per game	4.7	6.1				
BLOCKS	136	59				
Blocks per game	6.8	3.0				
ATTENDANCE	295101	110191				
Home games-Avg/Game	13-22700	4-16644				
Neutral site-Avg/Game	-	3-14538				

1-Champions Classic (United Center; Chicago, Ill.);  
2-Keightley Classic (Rupp Arena; Lexington, Ky.);  
3-Barclays Center; Brooklyn, NY;  
4-Big 12/SEC Challenge (AT&T Stadium; Arlington, Texas);  
\* = Conference game

<b>Score by Periods</b>	<b>1st</b>	<b>2nd</b>	<b>OT</b>	<b>Totals</b>
Kentucky	745	839	11	1595
Opponents	654	665	13	1332

**2013-14 UK Basketball**  
**Kentucky Combined Team Statistics (as of Jan 29, 2014)**  
**Conference games**

<b>RECORD:</b>	<b>OVERALL</b>	<b>HOME</b>	<b>AWAY</b>	<b>NEUTRAL</b>
ALL GAMES	5-2	4-0	1-2	0-0
CONFERENCE	5-2	4-0	1-2	0-0
NON-CONFERENCE	0-0	0-0	0-0	0-0

##	Player	gp-gs	min	avg	Total		3-Point		F-Throw		Rebounds				pf	dq	a	to	blk	stl	pts	avg		
					fg-fga	fg%	3fg-fga	3fg%	ft-fa	ft%	off	def	tot	avg										
01	Young, James	7-7	243	34.7	41-93	.441	18-53	.340	14-21	.667	10	25	35	5.0	15	0	16	10	2	8	114	16.3		
30	Randle, Julius	7-7	199	28.4	28-62	.452	2-5	.400	28-37	.757	28	38	66	9.4	17	0	12	21	7	7	86	12.3		
02	Harrison, Aaron	7-7	191	27.3	25-57	.439	9-25	.360	25-32	.781	3	15	18	2.6	19	0	13	13	2	9	84	12.0		
05	Harrison, Andrew	7-7	237	33.9	22-64	.344	9-21	.429	21-24	.875	5	22	27	3.9	16	0	25	17	1	3	74	10.6		
22	Poythress, Alex	7-0	152	21.7	26-44	.591	0-4	.000	22-28	.786	12	22	34	4.9	15	0	5	12	11	0	74	10.6		
44	Johnson, Dakari	7-0	96	13.7	19-24	.792	0-0	.000	6-14	.429	13	11	24	3.4	18	1	2	3	7	2	44	6.3		
15	Cauley-Stein, Willie	7-7	145	20.7	17-36	.472	0-0	.000	7-17	.412	11	18	29	4.1	17	1	3	6	11	12	41	5.9		
03	Polson, Jarrod	7-0	73	10.4	5-12	.417	4-7	.571	0-0	.000	1	6	7	1.0	8	0	6	2	1	0	14	2.0		
00	Lee, Marcus	4-0	21	5.3	2-4	.500	0-0	.000	1-4	.250	1	1	2	0.5	2	0	1	0	1	0	5	1.3		
04	Hood, Jon	2-0	4	2.0	1-1	1.000	0-0	.000	0-0	.000	0	1	1	0.5	0	0	2	0	0	0	2	1.0		
35	Willis, Derek	3-0	15	5.0	1-4	.250	0-3	.000	0-0	.000	1	3	4	1.3	0	0	0	0	0	1	2	0.7		
25	Hawkins, Dominique	7-0	48	6.9	1-8	.125	0-4	.000	2-2	1.000	0	3	3	0.4	10	0	2	1	0	0	4	0.6		
24	Floreal, E.J.	1-0	1	1.0	0-0	.000	0-0	.000	0-0	.000	0	0	0	0.0	0	0	0	0	0	0	0	0.0		
Team											11	14	25											
Total.....		7	1425		188-409	.460	42-122	.344	126-179	.704	96	179	275	39.3	137	2	87	86	43	42	544	77.7		
Opponents.....		7	1425		165-397	.416	30-99	.303	110-167	.659	81	142	223	31.9	139	2	82	91	25	45	470	67.1		

<b>TEAM STATISTICS</b>	<b>UK</b>	<b>OPP</b>	<b>Date</b>	<b>Opponent</b>	<b>Score</b>	<b>Att.</b>
SCORING	544	470	* 01/08/14	MISSISSIPPI STATE	w 85-63	23638
Points per game	77.7	67.1	* 01/11/14	at Vanderbilt	w 71-62	14316
Scoring margin	+10.6	-	* 01/14/14	at Arkansas	Lot 85-87	18386
FIELD GOALS-ATT	188-409	165-397	* 01/18/14	TENNESSEE	w 74-66	24246
Field goal pct	.460	.416	* 01/21/14	TEXAS A&M	w 68-51	22634
3 POINT FG-ATT	42-122	30-99	* 01/25/14	GEORGIA	w 79-54	23367
3-point FG pct	.344	.303	* 01/28/14	at LSU	L 82-87	12124
3-pt FG made per game	6.0	4.3				
FREE THROWS-ATT	126-179	110-167	1-Champions Classic (United Center; Chicago, Ill.);			
Free throw pct	.704	.659	2-Keightley Classic (Rupp Arena; Lexington, Ky.);			
F-Throws made per game	18.0	15.7	3-Barclays Center; Brooklyn, NY;			
REBOUNDS	275	223	4-Big 12/SEC Challenge (AT&T Stadium; Arlington, Texas);			
Rebounds per game	39.3	31.9	* = Conference game			
Rebounding margin	+7.4	-				
ASSISTS	87	82				
Assists per game	12.4	11.7				
TURNOVERS	86	91				
Turnovers per game	12.3	13.0				
Turnover margin	+0.7	-				
Assist/turnover ratio	1.0	0.9				
STEALS	42	45				
Steals per game	6.0	6.4				
BLOCKS	43	25				
Blocks per game	6.1	3.6				
ATTENDANCE	93885	44826				
Home games-Avg/Game	4-23471	3-14942				
Neutral site-Avg/Game	-	0-0				

<b>Score by Periods</b>	<b>1st</b>	<b>2nd</b>	<b>OT</b>	<b>Totals</b>
Kentucky	246	287	11	544
Opponents	228	229	13	470

**2013-14 UK Basketball**  
**Kentucky Combined Team Statistics (as of Jan 29, 2014)**  
**Last Five**

<b>RECORD:</b>	<b>OVERALL</b>	<b>HOME</b>	<b>AWAY</b>	<b>NEUTRAL</b>
ALL GAMES	3-2	3-0	0-2	0-0
CONFERENCE	3-2	3-0	0-2	0-0
NON-CONFERENCE	0-0	0-0	0-0	0-0

##	Player	gp-gs	min	avg	Total		3-Point		F-Throw		Rebounds				pf	dq	a	to	blk	stl	pts	avg
					fg-fga	fg%	3fg-fga	3fg%	ft-fa	ft%	off	def	tot	avg								
01	Young, James	5-5	182	36.4	31-65	.477	14-36	.389	6-10	.600	4	19	23	4.6	11	0	7	6	1	6	82	16.4
30	Randle, Julius	5-5	153	30.6	22-45	.489	2-4	.500	25-31	.806	16	25	41	8.2	14	0	11	16	7	5	71	14.2
02	Harrison, Aaron	5-5	137	27.4	20-43	.465	8-17	.471	17-21	.810	3	9	12	2.4	15	0	8	9	2	5	65	13.0
05	Harrison, Andrew	5-5	173	34.6	17-50	.340	6-15	.400	16-17	.941	1	16	17	3.4	11	0	19	13	1	3	56	11.2
22	Poythress, Alex	5-0	111	22.2	17-31	.548	0-3	.000	19-23	.826	9	17	26	5.2	13	0	3	9	7	0	53	10.6
44	Johnson, Dakari	5-0	79	15.8	14-18	.778	0-0	.000	4-10	.400	11	11	22	4.4	14	1	2	2	7	2	32	6.4
15	Cauley-Stein, Willie	5-5	89	17.8	5-21	.238	0-0	.000	4-8	.500	7	12	19	3.8	13	1	2	5	8	9	14	2.8
04	Hood, Jon	1-0	2	2.0	1-1	1.000	0-0	.000	0-0	.000	0	1	1	1.0	0	0	1	0	0	0	2	2.0
35	Willis, Derek	1-0	6	6.0	1-1	1.000	0-0	.000	0-0	.000	0	2	2	2.0	0	0	0	0	0	0	2	2.0
03	Polson, Jarrod	5-0	57	11.4	3-8	.375	2-4	.500	0-0	.000	1	5	6	1.2	7	0	5	2	1	0	8	1.6
00	Lee, Marcus	3-0	16	5.3	1-2	.500	0-0	.000	1-4	.250	1	1	2	0.7	2	0	0	0	0	0	3	1.0
25	Hawkins, Dominique	5-0	20	4.0	0-2	.000	0-1	.000	0-0	.000	0	0	0	0.0	6	0	0	1	0	0	0	0.0
Team											8	11	19				1					
Total.....		5	1025		132-287	.460	32-80	.400	92-124	.742	61	129	190	38.0	106	2	58	64	34	30	388	77.6
Opponents.....		5	1025		117-290	.403	21-68	.309	90-139	.647	67	100	167	33.4	101	1	52	60	21	34	345	69.0

<b>TEAM STATISTICS</b>	<b>UK</b>	<b>OPP</b>	<b>Date</b>	<b>Opponent</b>	<b>Score</b>	<b>Att.</b>
SCORING	388	345	* 01/14/14	at Arkansas	Lot 85-87	18386
Points per game	77.6	69.0	* 01/18/14	TENNESSEE	W 74-66	24246
Scoring margin	+8.6	-	* 01/21/14	TEXAS A&M	W 68-51	22634
FIELD GOALS-ATT	132-287	117-290	* 01/25/14	GEORGIA	W 79-54	23367
Field goal pct	.460	.403	* 01/28/14	at LSU	L 82-87	12124
3 POINT FG-ATT	32-80	21-68	1-Champions Classic (United Center; Chicago, Ill.);			
3-point FG pct	.400	.309	2-Keightley Classic (Rupp Arena; Lexington, Ky.);			
3-pt FG made per game	6.4	4.2	3-Barclays Center; Brooklyn, NY;			
FREE THROWS-ATT	92-124	90-139	4-Big 12/SEC Challenge (AT&T Stadium; Arlington, Texas);			
Free throw pct	.742	.647	* = Conference game			
F-Throws made per game	18.4	18.0				
REBOUNDS	190	167				
Rebounds per game	38.0	33.4				
Rebounding margin	+4.6	-				
ASSISTS	58	52				
Assists per game	11.6	10.4				
TURNOVERS	64	60				
Turnovers per game	12.8	12.0				
Turnover margin	-0.8	-				
Assist/turnover ratio	0.9	0.9				
STEALS	30	34				
Steals per game	6.0	6.8				
BLOCKS	34	21				
Blocks per game	6.8	4.2				
ATTENDANCE	70247	30510				
Home games-Avg/Game	3-23416	2-15255				
Neutral site-Avg/Game	-	0-0				

<b>Score by Periods</b>	<b>1st</b>	<b>2nd</b>	<b>OT</b>	<b>Totals</b>
Kentucky	179	198	11	388
Opponents	166	166	13	345

**2013-14 UK Basketball**  
**Kentucky Team Game-by-Game (as of Jan 29, 2014)**  
**All games**

TEAM STATISTICS

Opponent	Date	Score	W	Total		3-Pointers		Free throws		Rebounds				pf	a	t/o	blk	stl	pts	avg
				fg-fga	pct	3fg-fga	pct	ft-fa	pct	off	def	tot	avg							
UNC ASHEVILLE	11/08/13	89-57	W	28-60	.467	3-11	.273	30-48	.625	19	30	49	49.0	20	12	7	6	8	89	89.0
NORTHERN KENTUCKY	11/10/13	93-63	W	30-55	.545	7-22	.318	26-38	.684	16	35	51	50.0	14	12	12	5	3	93	91.0
vs Michigan State	11/12/13	74-78	L	25-55	.455	4-20	.200	20-36	.556	18	26	44	48.0	19	8	17	6	1	74	85.3
ROBERT MORRIS	11/17/13	87-49	W	28-57	.491	7-19	.368	24-34	.706	17	39	56	50.0	19	20	15	11	9	87	85.8
TEXAS-ARLINGTON	11/19/13	105-76	W	35-69	.507	8-19	.421	27-39	.692	20	26	46	49.2	21	18	8	8	7	105	89.6
CLEVELAND STATE	11/25/13	68-61	W	19-53	.358	3-14	.214	27-35	.771	18	24	42	48.0	17	10	11	7	2	68	86.0
EASTERN MICHIGAN	11/27/13	81-63	W	25-58	.431	3-16	.188	28-40	.700	19	33	52	48.6	17	11	20	9	3	81	85.3
vs Providence	12/01/13	79-65	W	27-42	.643	6-8	.750	19-25	.760	7	28	35	46.9	22	12	14	11	3	79	84.5
vs Baylor	12/06/13	62-67	L	21-50	.420	8-17	.471	12-23	.522	10	15	25	44.4	16	19	9	5	0	62	82.0
BOISE STATE	12/10/13	70-55	W	27-51	.529	4-17	.235	12-18	.667	11	32	43	44.3	12	7	19	10	4	70	80.8
at North Carolina	12/14/13	77-82	L	22-54	.407	4-12	.333	29-43	.674	17	27	44	44.3	31	9	17	7	7	77	80.5
BELMONT	12/21/13	93-80	W	32-58	.552	3-14	.214	26-36	.722	13	29	42	44.1	17	14	7	4	2	93	81.5
LOUISVILLE	12/28/13	73-66	W	27-62	.435	3-14	.214	16-30	.533	17	27	44	44.1	19	8	11	4	3	73	80.8
MISSISSIPPI STATE	01/08/14	85-63	W	30-61	.492	4-20	.200	21-33	.636	17	27	44	44.1	19	18	12	7	5	85	81.1
at Vanderbilt	01/11/14	71-62	W	26-61	.426	6-22	.273	13-22	.591	18	23	41	43.9	12	11	10	2	7	71	80.5
at Arkansas	01/14/14	85-87	Lot	27-56	.482	5-11	.455	26-40	.650	15	35	50	44.2	31	11	17	8	3	85	80.8
TENNESSEE	01/18/14	74-66	W	22-50	.440	7-16	.438	23-24	.958	7	17	24	43.1	17	11	8	4	6	74	80.4
TEXAS A&M	01/21/14	68-51	W	22-50	.440	6-21	.286	18-27	.667	12	30	42	43.0	20	12	15	7	6	68	79.7
GEORGIA	01/25/14	79-54	W	29-58	.500	5-12	.417	16-20	.800	12	20	32	42.4	19	16	11	11	9	79	79.6
at LSU	01/28/14	82-87	L	32-73	.438	9-20	.450	9-13	.692	15	27	42	42.4	19	8	13	4	6	82	79.8
Kentucky		1595		534-1133	.471	105-325	.323	422-624	.676	298	550	848	42.4	381	247	253	136	94	1595	79.8
Opponents		1332		472-1201	.393	106-345	.307	282-425	.664	250	385	635	31.8	474	213	230	59	122	1332	66.6

Games played: 20  
Points/game: 79.8  
FG Pct: 47.1  
3FG Pct: 32.3  
FT Pct: 67.6

Rebounds/game: 42.4  
Assists/game: 12.4  
Turnovers/game: 12.7  
Assist/turnover ratio: 1.0  
Steals/game: 4.7  
Blocks/game: 6.8

**2013-14 UK Basketball**  
**Kentucky Opponent Game-by-Game (as of Jan 29, 2014)**  
**All games**

OPPONENT STATISTICS

Opponent	Date	Score		Total		3-Pointers		Free throws		Rebounds				pf	a	t/o	blk	stl	pts	avg
				fg-fga	pct	3fg-fga	pct	ft-fta	pct	off	def	tot	avg							
UNC ASHEVILLE	11/08/13	89-57	W	22-57	.386	3-13	.231	10-21	.476	11	20	31	31.0	32	9	15	3	1	57	57.0
NORTHERN KENTUCKY	11/10/13	93-63	W	21-64	.328	9-35	.257	12-15	.800	9	14	23	27.0	25	7	7	0	2	63	60.0
vs Michigan State	11/12/13	74-78	L	30-63	.476	5-12	.417	13-17	.765	10	22	32	28.7	27	17	7	3	13	78	66.0
ROBERT MORRIS	11/17/13	87-49	W	16-69	.232	6-23	.261	11-20	.550	18	15	33	29.8	26	6	14	1	4	49	61.8
TEXAS-ARLINGTON	11/19/13	105-76	W	26-63	.413	8-19	.421	16-22	.727	15	19	34	30.6	29	9	16	0	3	76	64.6
CLEVELAND STATE	11/25/13	68-61	W	21-59	.356	5-15	.333	14-15	.933	14	21	35	31.3	28	10	11	1	7	61	64.0
EASTERN MICHIGAN	11/27/13	81-63	W	24-66	.364	4-19	.211	11-17	.647	12	21	33	31.6	31	9	13	4	9	63	63.9
vs Providence	12/01/13	79-65	W	19-61	.311	10-19	.526	17-23	.739	18	12	30	31.4	22	8	6	3	5	65	64.0
vs Baylor	12/06/13	62-67	L	26-55	.473	2-11	.182	13-22	.591	18	23	41	32.4	18	14	13	6	4	67	64.3
BOISE STATE	12/10/13	70-55	W	22-69	.319	5-17	.294	6-6	1.000	14	13	27	31.9	17	5	8	1	8	55	63.4
at North Carolina	12/14/13	77-82	L	27-56	.482	2-7	.286	26-45	.578	12	20	32	31.9	26	10	9	6	10	82	65.1
BELMONT	12/21/13	93-80	W	30-64	.469	11-30	.367	9-13	.692	6	19	25	31.3	29	19	7	1	5	80	66.3
LOUISVILLE	12/28/13	73-66	W	23-58	.397	6-26	.231	14-22	.636	12	24	36	31.7	25	8	13	5	6	66	66.3
MISSISSIPPI STATE	01/08/14	85-63	W	23-57	.404	3-11	.273	14-18	.778	9	19	28	31.4	22	12	15	0	8	63	66.1
at Vanderbilt	01/11/14	71-62	W	25-50	.500	6-20	.300	6-10	.600	5	23	28	31.2	16	18	16	4	3	62	65.8
at Arkansas	01/14/14	85-87	Lot	26-69	.377	6-21	.286	29-41	.707	14	18	32	31.3	29	12	6	5	10	87	67.1
TENNESSEE	01/18/14	74-66	W	24-58	.414	2-13	.154	16-23	.696	20	19	39	31.7	20	10	12	1	4	66	67.1
TEXAS A&M	01/21/14	68-51	W	19-51	.373	2-8	.250	11-21	.524	6	18	24	31.3	23	6	11	2	6	51	66.2
GEORGIA	01/25/14	79-54	W	16-49	.327	4-8	.500	18-28	.643	17	18	35	31.5	17	9	20	2	3	54	65.5
at LSU	01/28/14	82-87	L	32-63	.508	7-18	.389	16-26	.615	10	27	37	31.8	12	15	11	11	11	87	66.6
Opponents		1332		472-1201	.393	106-345	.307	282-425	.664	250	385	635	31.8	474	213	230	59	122	1332	66.6
Kentucky		1595		534-1133	.471	105-325	.323	422-624	.676	298	550	848	42.4	381	247	253	136	94	1595	79.8

Games played: 20  
Points/game: 66.6  
FG Pct: 39.3  
3FG Pct: 30.7  
FT Pct: 66.4

Rebounds/game: 31.8  
Assists/game: 10.7  
Turnovers/game: 11.5  
Assist/turnover ratio: 0.9  
Steals/game: 6.1  
Blocks/game: 3.0

**2013-14 UK Basketball**  
**Kentucky Team Game-by-Game Comparison (as of Jan 29, 2014)**  
**All games**

Opponent	1st	2nd	Score	Mar	Total FG	FG Pct	3-Pointers	3FG Pct	Free Throws	FT Pct	Rebounds	Assist	T/Over	Block	Steal	Fouls
UNC ASHEVILLE	41/31	48/26	89-57	+32	28-60/22-57	.467/.386	3-11/3-13	.273/.231	30-48/10-21	.625/.476	49/31 +18	12/9	7/15	6/3	8/1	20/32
NORTHERN KENTUCKY	48/22	45/41	93-63	+30	30-55/21-64	.545/.328	7-22/9-35	.318/.257	26-38/12-15	.684/.800	51/23 +28	12/7	12/7	5/0	3/2	14/25
Michigan State	32/44	42/34	74-78	(4)	25-55/30-63	.455/.476	4-20/5-12	.200/.417	20-36/13-17	.556/.765	44/32 +12	8/17	17/7	6/3	1/13	19/27
ROBERT MORRIS	44/20	43/29	87-49	+38	28-57/16-69	.491/.232	7-19/6-23	.368/.261	24-34/11-20	.706/.550	56/33 +23	20/6	15/14	11/1	9/4	19/26
TEXAS-ARLINGTON	42/33	63/43	105-76	+29	35-69/26-63	.507/.413	8-19/8-19	.421/.421	27-39/16-22	.692/.727	46/34 +12	18/9	8/16	8/0	7/3	21/29
CLEVELAND STATE	27/31	41/30	68-61	+7	19-53/21-59	.358/.356	3-14/5-15	.214/.333	27-35/14-15	.771/.933	42/35 +7	10/10	11/11	7/1	2/7	17/28
EASTERN MICHIGAN	35/32	46/31	81-63	+18	25-58/24-66	.431/.364	3-16/4-19	.188/.211	28-40/11-17	.700/.647	52/33 +19	11/9	20/13	9/4	3/9	17/31
Providence	39/35	40/30	79-65	+14	27-42/19-61	.643/.311	6-8/10-19	.750/.526	19-25/17-23	.760/.739	35/30 +5	12/8	14/6	11/3	3/5	22/22
Baylor	38/35	24/32	62-67	(5)	21-50/26-55	.420/.473	8-17/2-11	.471/.182	12-23/13-22	.522/.591	25/41 (16)	19/14	9/13	5/6	0/4	16/18
BOISE STATE	41/31	29/24	70-55	+15	27-51/22-69	.529/.319	4-17/5-17	.235/.294	12-18/6-6	.667/1000	43/27 +16	7/5	19/8	10/1	4/8	12/17
North Carolina	30/33	47/49	77-82	(5)	22-54/27-56	.407/.482	4-12/2-7	.333/.286	29-43/26-45	.674/.578	44/32 +12	9/10	17/9	7/6	7/10	31/26
BELMONT	41/43	52/37	93-80	+13	32-58/30-64	.552/.469	3-14/11-30	.214/.367	26-36/9-13	.722/.692	42/25 +17	14/19	7/7	4/1	2/5	17/29
LOUISVILLE	41/36	32/30	73-66	+7	27-62/23-58	.435/.397	3-14/6-26	.214/.231	16-30/14-22	.533/.636	44/36 +8	8/8	11/13	4/5	3/6	19/25
MISSISSIPPI STATE	37/40	48/23	85-63	+22	30-61/23-57	.492/.404	4-20/3-11	.200/.273	21-33/14-18	.636/.778	44/28 +16	18/12	12/15	7/0	5/8	19/22
Vanderbilt	30/22	41/40	71-62	+9	26-61/25-50	.426/.500	6-22/6-20	.273/.300	13-22/6-10	.591/.600	41/28 +13	11/18	10/16	2/4	7/3	12/16
Arkansas	41/43	33/31	85-87	(2)	27-56/26-69	.482/.377	5-11/6-21	.455/.286	26-40/29-41	.650/.707	50/32 +18	11/12	17/6	8/5	3/10	31/29
TENNESSEE	34/32	40/34	74-66	+8	22-50/24-58	.440/.414	7-16/2-13	.438/.154	23-24/16-23	.958/.696	24/39 (15)	11/10	8/12	4/1	6/4	17/20
TEXAS A&M	34/27	34/24	68-51	+17	22-50/19-51	.440/.373	6-21/2-8	.286/.250	18-27/11-21	.667/.524	42/24 +18	12/6	15/11	7/2	6/6	20/23
GEORGIA	34/22	45/32	79-54	+25	29-58/16-49	.500/.327	5-12/4-8	.417/.500	16-20/18-28	.800/.643	32/35 (3)	16/9	11/20	11/2	9/3	19/17
LSU	36/42	46/45	82-87	(5)	32-73/32-63	.438/.508	9-20/7-18	.450/.389	9-13/16-26	.692/.615	42/37 +5	8/15	13/11	4/11	6/11	19/12

Note: Game totals are displayed in the format TEAM/OPPONENT for each category

**2013-14 UK Basketball**  
**Kentucky Team Game-by-Game Comparison (as of Jan 29, 2014)**  
**All games -- 1st half only**

Opponent	1st	2nd	Score	Mar	Total FG	FG Pct	3-Pointers	3FG Pct	Free Throws	FT Pct	Rebounds	Assist	T/Over	Block	Steal	Fouls
UNC ASHEVILLE	41/31	48/26	89-57	+32	11-29/12-29	.379/.414	2-6/2-7	.333/.286	17-31/5-11	.548/.455	24/19 +5	4/5	4/10	4/1	3/1	12/19
NORTHERN KENTUCKY	48/22	45/41	93-63	+30	18-33/9-31	.545/.290	5-13/3-18	.385/.167	7-12/1-3	.583/.333	29/12 +17	9/3	4/4	2/0	0/1	4/8
Michigan State	32/44	42/34	74-78	(4)	11-27/18-31	.407/.581	4-11/3-6	.364/.500	6-10/5-5	.600/1000	16/16 -	4/10	9/5	2/1	1/7	7/11
ROBERT MORRIS	44/20	43/29	87-49	+38	13-30/6-30	.433/.200	4-12/2-7	.333/.286	14-16/6-10	.875/.600	29/14 +15	8/3	10/9	5/0	6/3	9/13
TEXAS-ARLINGTON	42/33	63/43	105-76	+29	16-34/13-32	.471/.406	3-9/4-8	.333/.500	7-9/3-4	.778/.750	17/21 (4)	8/6	4/10	5/0	4/2	7/10
CLEVELAND STATE	27/31	41/30	68-61	+7	7-26/11-32	.269/.344	0-6/1-6	.000/.167	13-18/8-9	.722/.889	22/20 +2	3/5	7/5	6/1	1/5	8/13
EASTERN MICHIGAN	35/32	46/31	81-63	+18	10-23/12-31	.435/.387	1-8/2-8	.125/.250	14-21/6-9	.667/.667	21/16 +5	4/5	11/7	4/2	1/6	9/18
Providence	39/35	40/30	79-65	+14	16-26/11-33	.615/.333	4-5/6-8	.800/.750	3-6/7-11	.500/.636	20/16 +4	7/6	7/1	6/3	0/3	8/7
Baylor	38/35	24/32	62-67	(5)	14-30/15-29	.467/.517	6-10/2-7	.600/.286	4-10/3-5	.400/.600	15/18 (3)	12/8	3/7	3/4	0/1	5/6
BOISE STATE	41/31	29/24	70-55	+15	17-31/14-34	.548/.412	4-13/3-9	.308/.333	3-7/0-0	.429/.000	23/12 +11	5/4	9/5	5/0	2/4	4/6
North Carolina	30/33	47/49	77-82	(5)	10-25/10-26	.400/.385	1-5/1-3	.200/.333	9-17/12-21	.529/.571	25/14 +11	4/5	10/4	5/3	3/6	15/11
BELMONT	41/43	52/37	93-80	+13	16-33/17-36	.485/.472	2-10/7-18	.200/.389	7-12/2-2	.583/1000	22/19 +3	7/11	4/3	2/1	0/3	7/13
LOUISVILLE	41/36	32/30	73-66	+7	15-35/14-30	.429/.467	2-9/4-14	.222/.286	9-16/4-5	.563/.800	25/14 +11	3/5	7/6	2/2	2/3	7/12
MISSISSIPPI STATE	37/40	48/23	85-63	+22	13-35/15-34	.371/.441	2-14/2-6	.143/.333	9-14/8-8	.643/1000	25/17 +8	6/6	8/7	5/0	2/5	8/10
Vanderbilt	30/22	41/40	71-62	+9	10-28/10-26	.357/.385	3-10/2-10	.300/.200	7-8/0-4	.875/.000	23/15 +8	4/8	6/7	1/2	3/0	8/5
Arkansas	41/43	33/31	85-87	(2)	13-19/13-36	.684/.361	2-4/4-11	.500/.364	13-22/13-16	.591/.813	21/13 +8	6/6	10/2	3/0	1/7	13/15
TENNESSEE	34/32	40/34	74-66	+8	11-26/14-33	.423/.424	5-12/1-7	.417/.143	7-7/3-4	1000/.750	10/23 (13)	7/6	5/7	3/1	3/2	6/8
TEXAS A&M	34/27	34/24	68-51	+17	11-27/11-26	.407/.423	5-15/1-4	.333/.250	7-12/4-7	.583/.571	19/14 +5	8/4	8/9	4/2	4/3	8/12
GEORGIA	34/22	45/32	79-54	+25	12-25/7-24	.480/.292	3-8/2-4	.375/.500	7-8/6-9	.875/.667	14/17 (3)	7/3	6/10	6/1	6/3	8/7
LSU	36/42	46/45	82-87	(5)	15-36/16-32	.417/.500	2-7/5-13	.286/.385	4-6/5-6	.667/.833	22/16 +6	3/7	8/6	2/5	4/7	4/6

Note: Game totals are displayed in the format TEAM/OPPONENT for each category

**2013-14 UK Basketball**  
**Kentucky Team Game-by-Game Comparison (as of Jan 29, 2014)**  
**All games -- 2nd half only**

Opponent	1st	2nd	Score	Mar	Total FG	FG Pct	3-Pointers	3FG Pct	Free Throws	FT Pct	Rebounds	Assist	T/Over	Block	Steal	Fouls
UNC ASHEVILLE	41/31	48/26	89-57	+32	17-31/10-28	.548/.357	1-5/1-6	.200/.167	13-17/5-10	.765/.500	25/12 +13	8/4	3/5	2/2	5/0	8/13
NORTHERN KENTUCKY	48/22	45/41	93-63	+30	12-22/12-33	.545/.364	2-9/6-17	.222/.353	19-26/11-12	.731/.917	22/11 +11	3/4	8/3	3/0	3/1	10/17
Michigan State	32/44	42/34	74-78	(4)	14-28/12-32	.500/.375	0-9/2-6	.000/.333	14-26/8-12	.538/.667	28/16 +12	4/7	8/2	4/2	0/6	12/16
ROBERT MORRIS	44/20	43/29	87-49	+38	15-27/10-39	.556/.256	3-7/4-16	.429/.250	10-18/5-10	.556/.500	27/19 +8	12/3	5/5	6/1	3/1	10/13
TEXAS-ARLINGTON	42/33	63/43	105-76	+29	19-35/13-31	.543/.419	5-10/4-11	.500/.364	20-30/13-18	.667/.722	29/13 +16	10/3	4/6	3/0	3/1	14/19
CLEVELAND STATE	27/31	41/30	68-61	+7	12-27/10-27	.444/.370	3-8/4-9	.375/.444	14-17/6-6	.824/1000	20/15 +5	7/5	4/6	1/0	1/2	9/15
EASTERN MICHIGAN	35/32	46/31	81-63	+18	15-35/12-35	.429/.343	2-8/2-11	.250/.182	14-19/5-8	.737/.625	31/17 +14	7/4	9/6	5/2	2/3	8/13
Providence	39/35	40/30	79-65	+14	11-16/8-28	.688/.286	2-3/4-11	.667/.364	16-19/10-12	.842/.833	15/14 +1	5/2	7/5	5/0	3/2	14/15
Baylor	38/35	24/32	62-67	(5)	7-20/11-26	.350/.423	2-7/0-4	.286/.000	8-13/10-17	.615/.588	10/23 (13)	7/6	6/6	2/2	0/3	11/12
BOISE STATE	41/31	29/24	70-55	+15	10-20/8-35	.500/.229	0-4/2-8	.000/.250	9-11/6-6	.818/1000	20/15 +5	2/1	10/3	5/1	2/4	8/11
North Carolina	30/33	47/49	77-82	(5)	12-29/17-30	.414/.567	3-7/1-4	.429/.250	20-26/14-24	.769/.583	19/18 +1	5/5	7/5	2/3	4/4	16/15
BELMONT	41/43	52/37	93-80	+13	16-25/13-28	.640/.464	1-4/4-12	.250/.333	19-24/7-11	.792/.636	20/6 +14	7/8	3/4	2/0	2/2	10/16
LOUISVILLE	41/36	32/30	73-66	+7	12-27/9-28	.444/.321	1-5/2-12	.200/.167	7-14/10-17	.500/.588	19/22 (3)	5/3	4/7	2/3	1/3	12/13
MISSISSIPPI STATE	37/40	48/23	85-63	+22	17-26/8-23	.654/.348	2-6/1-5	.333/.200	12-19/6-10	.632/.600	19/11 +8	12/6	4/8	2/0	3/3	11/12
Vanderbilt	30/22	41/40	71-62	+9	16-33/15-24	.485/.625	3-12/4-10	.250/.400	6-14/6-6	.429/1000	18/13 +5	7/10	4/9	1/2	4/3	4/11
Arkansas	41/43	33/31	85-87	(2)	11-30/10-26	.367/.385	2-5/2-8	.400/.250	9-14/9-17	.643/.529	25/16 +9	4/6	4/4	5/5	2/2	14/12
TENNESSEE	34/32	40/34	74-66	+8	11-24/10-25	.458/.400	2-4/1-6	.500/.167	16-17/13-19	.941/.684	14/16 (2)	4/4	3/5	1/0	3/2	11/12
TEXAS A&M	34/27	34/24	68-51	+17	11-23/8-25	.478/.320	1-6/1-4	.167/.250	11-15/7-14	.733/.500	23/10 +13	4/2	7/2	3/0	2/3	12/11
GEORGIA	34/22	45/32	79-54	+25	17-33/9-25	.515/.360	2-4/2-4	.500/.500	9-12/12-19	.750/.632	18/18 -	9/6	5/10	5/1	3/0	11/10
LSU	36/42	46/45	82-87	(5)	17-37/16-31	.459/.516	7-13/2-5	.538/.400	5-7/11-20	.714/.550	20/21 (1)	5/8	5/5	2/6	2/4	15/6

Note: Game totals are displayed in the format TEAM/OPPONENT for each category



**2013-14 UK Basketball**  
**Kentucky Individual Game-by-Game (as of Jan 29, 2014)**  
**All games**

**#00 Lee, Marcus**

Opponent	Date	gs	min	Total		3-Pointers		Free throws		Rebounds				pf	a	t/o	blk	stl	pts	avg
				fg-fga	pct	3fg-fga	pct	ft-fa	pct	off	def	tot	avg							
UNC ASHEVILLE	11/08/13		15	7-8	.875	0-0	.000	3-7	.429	1	0	1	1.0	1	0	0	0	0	17	17.0
NORTHERN KENTUCKY	11/10/13		14	1-2	.500	0-0	.000	1-2	.500	3	3	6	3.5	0	0	1	2	0	3	10.0
vs Michigan State	11/12/13		1	0-0	.000	0-0	.000	0-0	.000	0	1	1	2.7	0	0	0	0	0	0	6.7
ROBERT MORRIS	11/17/13	*	10	1-1	1.000	0-0	.000	0-0	.000	2	1	3	2.8	2	1	0	2	0	2	5.5
TEXAS-ARLINGTON	11/19/13	*	12	4-5	.800	0-0	.000	2-2	1.000	2	0	2	2.6	2	0	0	3	0	10	6.4
CLEVELAND STATE	11/25/13	*	4	1-2	.500	0-0	.000	0-0	.000	0	1	1	2.3	1	0	0	1	0	2	5.7
EASTERN MICHIGAN	11/27/13	*	8	1-3	.333	0-0	.000	0-0	.000	1	2	3	2.4	0	0	0	1	0	2	5.1
vs Providence	12/01/13		0	0-0	.000	0-0	.000	0-0	.000	0	0	0	2.1	0	0	0	0	0	0	4.5
vs Baylor	12/06/13		4	0-0	.000	0-0	.000	0-1	.000	0	2	2	2.1	2	0	0	0	0	0	4.0
BELMONT	12/21/13		10	0-1	.000	0-0	.000	0-0	.000	1	1	2	2.1	0	0	1	0	0	0	3.6
MISSISSIPPI STATE	01/08/14		5	1-2	.500	0-0	.000	0-0	.000	0	0	0	1.9	0	1	0	1	0	2	3.5
at Arkansas	01/14/14		10	0-0	.000	0-0	.000	1-4	.250	0	1	1	1.8	2	0	0	0	0	1	3.3
TEXAS A&M	01/21/14		3	0-0	.000	0-0	.000	0-0	.000	0	0	0	1.7	0	0	0	0	0	0	3.0
GEORGIA	01/25/14		3	1-2	.500	0-0	.000	0-0	.000	1	0	1	1.6	0	0	0	0	0	2	2.9
Totals		4	99	17-26	.654	0-0	.000	7-16	.438	11	12	23	1.6	10	2	2	10	0	41	2.9

Games played: 14  
Minutes/game: 7.1  
Points/game: 2.9  
FG Pct: 65.4  
FT Pct: 43.8

Rebounds/game: 1.6  
Assists/game: 0.1  
Turnovers/game: 0.1  
Assist/turnover ratio: 1.0  
Blocks/game: 0.7

**#01 Young, James**

Opponent	Date	gs	min	Total		3-Pointers		Free throws		Rebounds				pf	a	t/o	blk	stl	pts	avg
				fg-fga	pct	3fg-fga	pct	ft-fa	pct	off	def	tot	avg							
UNC ASHEVILLE	11/08/13	*	29	3-10	.300	2-5	.400	3-6	.500	2	2	4	4.0	2	1	1	1	0	11	11.0
NORTHERN KENTUCKY	11/10/13	*	27	2-8	.250	1-6	.167	0-0	.000	0	1	1	2.5	0	1	2	0	0	5	8.0
vs Michigan State	11/12/13	*	34	7-16	.438	3-11	.273	2-5	.400	2	2	4	3.0	0	2	1	0	1	19	11.7
ROBERT MORRIS	11/17/13	*	24	4-11	.364	1-6	.167	1-2	.500	0	3	3	3.0	2	2	3	0	2	10	11.3
TEXAS-ARLINGTON	11/19/13	*	29	8-14	.571	5-10	.500	5-7	.714	1	1	2	2.8	3	3	0	0	2	26	14.2
CLEVELAND STATE	11/25/13	*	39	3-11	.273	1-4	.250	2-2	1.000	2	3	5	3.2	1	3	3	1	0	9	13.3
EASTERN MICHIGAN	11/27/13	*	37	1-8	.125	0-6	.000	4-5	.800	1	5	6	3.6	2	4	5	0	1	6	12.3
vs Providence	12/01/13	*	33	5-7	.714	3-4	.750	5-6	.833	0	3	3	3.5	4	1	2	0	1	18	13.0
vs Baylor	12/06/13	*	38	5-11	.455	4-7	.571	0-2	.000	0	2	2	3.3	0	1	2	0	0	14	13.1
BOISE STATE	12/10/13	*	31	7-15	.467	4-11	.364	3-4	.750	1	8	9	3.9	0	0	5	0	0	21	13.9
at North Carolina	12/14/13	*	29	3-10	.300	2-6	.333	8-10	.800	1	4	5	4.0	5	1	1	0	2	16	14.1
BELMONT	12/21/13	*	20	2-5	.400	0-2	.000	2-2	1.000	1	0	1	3.8	2	1	0	0	0	6	13.4
LOUISVILLE	12/28/13	*	36	5-17	.294	3-8	.375	5-9	.556	4	6	10	4.2	2	4	2	1	1	18	13.8
MISSISSIPPI STATE	01/08/14	*	35	8-18	.444	3-10	.300	7-9	.778	5	5	10	4.6	2	5	2	1	2	26	14.6
at Vanderbilt	01/11/14	*	26	2-10	.200	1-7	.143	1-2	.500	1	1	2	4.5	2	4	2	0	0	6	14.1
at Arkansas	01/14/14	*	40	8-17	.471	2-6	.333	5-8	.625	2	4	6	4.6	3	2	3	0	2	23	14.6
TENNESSEE	01/18/14	*	36	3-9	.333	2-5	.400	0-0	.000	0	1	1	4.4	2	0	1	0	0	8	14.2
TEXAS A&M	01/21/14	*	36	6-11	.545	2-6	.333	1-2	.500	2	5	7	4.5	2	2	1	0	2	15	14.3
GEORGIA	01/25/14	*	32	5-10	.500	3-7	.429	0-0	.000	0	2	2	4.4	2	1	1	0	1	13	14.2
at LSU	01/28/14	*	38	9-18	.500	5-12	.417	0-0	.000	0	7	7	4.5	2	2	0	1	1	23	14.7
Totals		20	649	96-236	.407	47-139	.338	54-81	.667	25	65	90	4.5	38	40	37	5	18	293	14.7

Games played: 20  
Minutes/game: 32.5  
Points/game: 14.7  
FG Pct: 40.7  
3FG Pct: 33.8  
FT Pct: 66.7

Rebounds/game: 4.5  
Assists/game: 2.0  
Turnovers/game: 1.9  
Assist/turnover ratio: 1.1  
Steals/game: 0.9  
Blocks/game: 0.3

**2013-14 UK Basketball**  
**Kentucky Individual Game-by-Game (as of Jan 29, 2014)**  
**All games**

**#02 Harrison, Aaron**

Opponent	Date	gs	min	Total		3-Pointers		Free throws		Rebounds				pf	a	t/o	blk	stl	pts	avg	
				fg-fga	pct	3fg-fga	pct	ft-fa	pct	off	def	tot	avg								
UNC ASHEVILLE	11/08/13	*	32	3-8	.375	1-3	.333	3-6	.500	0	5	5	5.0	2	0	2	1	4	10	10.0	
NORTHERN KENTUCKY	11/10/13	*	23	6-10	.600	1-5	.200	3-4	.750	1	0	1	3.0	3	1	0	1	1	16	13.0	
vs Michigan State	11/12/13	*	18	1-7	.143	0-5	.000	1-2	.500	0	1	1	2.3	2	2	2	1	0	3	9.7	
ROBERT MORRIS	11/17/13	*	27	7-12	.583	4-7	.571	10-10	1.000	1	3	4	2.8	1	3	2	1	2	28	14.3	
TEXAS-ARLINGTON	11/19/13	*	29	2-11	.182	0-5	.000	1-2	.500	0	2	2	2.6	1	2	3	0	0	5	12.4	
CLEVELAND STATE	11/25/13	*	32	3-8	.375	1-3	.333	4-6	.667	1	0	1	2.3	3	0	0	0	0	11	12.2	
EASTERN MICHIGAN	11/27/13	*	37	5-12	.417	3-7	.429	9-11	.818	0	7	7	3.0	3	2	0	0	0	22	13.6	
vs Providence	12/01/13	*	38	7-9	.778	1-2	.500	0-1	.000	1	2	3	3.0	3	4	2	0	0	15	13.8	
vs Baylor	12/06/13	*	35	4-9	.444	3-5	.600	4-4	1.000	0	2	2	2.9	4	6	3	0	0	15	13.9	
BOISE STATE	12/10/13	*	38	6-12	.500	0-4	.000	1-1	1.000	0	4	4	3.0	0	1	3	0	3	13	13.8	
at North Carolina	12/14/13	*	24	8-12	.667	1-1	1.000	3-3	1.000	2	1	3	3.0	2	0	1	0	2	20	14.4	
BELMONT	12/21/13	*	27	7-16	.438	1-5	.200	8-11	.727	1	5	6	3.3	3	7	1	1	1	23	15.1	
LOUISVILLE	12/28/13	*	30	5-12	.417	0-3	.000	0-0	.000	0	4	4	3.3	2	1	4	0	0	10	14.7	
MISSISSIPPI STATE	01/08/14	*	23	1-5	.200	0-3	.000	3-5	.600	0	2	2	3.2	4	3	3	0	2	5	14.0	
at Vanderbilt	01/11/14	*	31	4-9	.444	1-5	.200	5-6	.833	0	4	4	3.3	0	2	1	0	2	14	14.0	
at Arkansas	01/14/14	*	24	5-8	.625	2-3	.667	4-5	.800	1	0	1	3.1	4	1	2	1	0	16	14.1	
TENNESSEE	01/18/14	*	26	3-7	.429	2-4	.500	6-7	.857	0	4	4	3.2	4	1	2	0	2	14	14.1	
TEXAS A&M	01/21/14	*	27	1-5	.200	1-3	.333	3-4	.750	0	1	1	3.1	4	2	1	0	2	6	13.7	
GEORGIA	01/25/14	*	30	6-10	.600	0-2	.000	3-3	1.000	0	0	0	2.9	2	3	0	1	1	15	13.7	
at LSU	01/28/14	*	30	5-13	.385	3-5	.600	1-2	.500	2	4	6	3.1	1	1	4	0	0	14	13.8	
Totals			20	581	89-195	.456	25-80	.313	72-93	.774	10	51	61	3.1	48	42	36	7	22	275	13.8

Games played: 20  
Minutes/game: 29.1  
Points/game: 13.8  
FG Pct: 45.6  
3FG Pct: 31.3  
FT Pct: 77.4

Rebounds/game: 3.1  
Assists/game: 2.1  
Turnovers/game: 1.8  
Assist/turnover ratio: 1.2  
Steals/game: 1.1  
Blocks/game: 0.4

**#03 Polson, Jarrod**

Opponent	Date	gs	min	Total		3-Pointers		Free throws		Rebounds				pf	a	t/o	blk	stl	pts	avg	
				fg-fga	pct	3fg-fga	pct	ft-fa	pct	off	def	tot	avg								
UNC ASHEVILLE	11/08/13		7	0-0	.000	0-0	.000	0-0	.000	0	0	0	0.0	0	0	0	0	0	0	0.0	
NORTHERN KENTUCKY	11/10/13		6	0-0	.000	0-0	.000	0-0	.000	0	0	0	0.0	2	0	1	0	0	0	0.0	
ROBERT MORRIS	11/17/13		4	0-0	.000	0-0	.000	0-0	.000	0	0	0	0.0	1	1	0	0	0	0	0.0	
TEXAS-ARLINGTON	11/19/13		3	0-0	.000	0-0	.000	0-0	.000	0	0	0	0.0	0	1	0	0	0	0	0.0	
EASTERN MICHIGAN	11/27/13		2	0-0	.000	0-0	.000	0-0	.000	0	0	0	0.0	0	0	0	0	0	0	0.0	
BOISE STATE	12/10/13		1	0-0	.000	0-0	.000	0-0	.000	0	0	0	0.0	0	0	0	0	0	0	0.0	
at North Carolina	12/14/13		2	0-0	.000	0-0	.000	0-0	.000	0	0	0	0.0	1	0	0	0	0	0	0.0	
BELMONT	12/21/13		21	1-2	.500	1-1	1.000	0-0	.000	0	0	0	0.0	0	1	0	0	0	3	0.4	
MISSISSIPPI STATE	01/08/14		2	0-0	.000	0-0	.000	0-0	.000	0	0	0	0.0	0	0	0	0	0	0	0.3	
at Vanderbilt	01/11/14		14	2-4	.500	2-3	.667	0-0	.000	0	1	1	0.1	1	1	0	0	0	6	0.9	
at Arkansas	01/14/14		17	0-0	.000	0-0	.000	0-0	.000	0	2	2	0.3	3	1	1	1	0	0	0.8	
TENNESSEE	01/18/14		9	0-0	.000	0-0	.000	0-0	.000	0	0	0	0.3	1	1	0	0	0	0	0.8	
TEXAS A&M	01/21/14		8	1-2	.500	1-2	.500	0-0	.000	1	1	2	0.4	2	1	0	0	0	3	0.9	
GEORGIA	01/25/14		11	1-3	.333	0-0	.000	0-0	.000	0	0	0	0.4	1	1	0	0	0	2	1.0	
at LSU	01/28/14		12	1-3	.333	1-2	.500	0-0	.000	0	2	2	0.5	0	1	1	0	0	3	1.1	
Totals			0	119	6-14	.429	5-8	.625	0-0	.000	1	6	7	0.5	12	9	3	1	0	17	1.1

Games played: 15  
Minutes/game: 7.9  
Points/game: 1.1  
FG Pct: 42.9  
3FG Pct: 62.5

Rebounds/game: 0.5  
Assists/game: 0.6  
Turnovers/game: 0.2  
Assist/turnover ratio: 3.0  
Blocks/game: 0.1

**2013-14 UK Basketball**  
**Kentucky Individual Game-by-Game (as of Jan 29, 2014)**  
**All games**

**#04 Hood, Jon**

Opponent	Date	gs	min	Total		3-Pointers		Free throws		Rebounds				pf	a	t/o	blk	stl	pts	avg
				fg-fga	pct	3fg-fga	pct	ft-fa	pct	off	def	tot	avg							
UNC ASHEVILLE	11/08/13		6	0-1	.000	0-1	.000	0-0	.000	0	0	0	0.0	0	1	0	0	1	0	0.0
NORTHERN KENTUCKY	11/10/13		6	1-2	.500	1-2	.500	2-2	1.000	0	1	1	0.5	2	1	2	0	0	5	2.5
ROBERT MORRIS	11/17/13		4	0-1	.000	0-0	.000	0-0	.000	0	0	0	0.3	0	1	0	0	0	0	1.7
TEXAS-ARLINGTON	11/19/13		2	0-0	.000	0-0	.000	2-2	1.000	0	0	0	0.3	0	0	0	0	1	2	1.8
MISSISSIPPI STATE	01/08/14		2	0-0	.000	0-0	.000	0-0	.000	0	0	0	0.2	0	1	0	0	0	0	1.4
GEORGIA	01/25/14		2	1-1	1.000	0-0	.000	0-0	.000	0	1	1	0.3	0	1	0	0	0	2	1.5
Totals		0	22	2-5	.400	1-3	.333	4-4	1.000	0	2	2	0.3	2	5	2	0	2	9	1.5

Games played: 6  
Minutes/game: 3.7  
Points/game: 1.5  
FG Pct: 40.0  
3FG Pct: 33.3  
FT Pct: 100.0

Rebounds/game: 0.3  
Assists/game: 0.8  
Turnovers/game: 0.3  
Assist/turnover ratio: 2.5  
Steals/game: 0.3

**#05 Harrison, Andrew**

Opponent	Date	gs	min	Total		3-Pointers		Free throws		Rebounds				pf	a	t/o	blk	stl	pts	avg
				fg-fga	pct	3fg-fga	pct	ft-fa	pct	off	def	tot	avg							
UNC ASHEVILLE	11/08/13	*	29	1-3	.333	0-1	.000	6-9	.667	0	0	0	0.0	3	5	1	0	0	8	8.0
NORTHERN KENTUCKY	11/10/13	*	26	4-7	.571	2-3	.667	3-3	1.000	0	2	2	1.0	2	2	1	0	0	13	10.5
vs Michigan State	11/12/13	*	38	3-6	.500	1-1	1.000	4-4	1.000	0	1	1	1.0	4	3	4	0	0	11	10.7
ROBERT MORRIS	11/17/13	*	29	2-4	.500	2-4	.500	2-4	.500	0	8	8	2.8	3	2	2	0	1	8	10.0
TEXAS-ARLINGTON	11/19/13	*	29	3-7	.429	2-2	1.000	7-8	.875	2	1	3	2.8	3	6	2	0	1	15	11.0
CLEVELAND STATE	11/25/13	*	21	4-9	.444	0-4	.000	4-5	.800	0	0	0	2.3	5	5	1	0	0	12	11.2
EASTERN MICHIGAN	11/27/13	*	26	2-6	.333	0-1	.000	4-5	.800	0	0	0	2.0	4	3	5	1	0	8	10.7
vs Providence	12/01/13	*	22	0-2	.000	0-0	.000	8-8	1.000	0	2	2	2.0	4	1	3	0	0	8	10.4
vs Baylor	12/06/13	*	35	2-9	.222	1-4	.250	2-4	.500	1	0	1	1.9	4	6	1	1	0	7	10.0
BOISE STATE	12/10/13	*	31	4-7	.571	0-1	.000	5-7	.714	0	3	3	2.0	3	2	3	0	0	13	10.3
at North Carolina	12/14/13	*	37	3-11	.273	1-4	.250	10-17	.588	2	4	6	2.4	4	7	4	0	1	17	10.9
BELMONT	12/21/13	*	20	2-5	.400	0-2	.000	3-4	.750	0	2	2	2.3	4	0	2	0	0	7	10.6
LOUISVILLE	12/28/13	*	34	6-16	.375	0-1	.000	6-12	.500	3	1	4	2.5	3	2	3	0	1	18	11.2
MISSISSIPPI STATE	01/08/14	*	30	2-7	.286	1-3	.333	3-4	.750	0	2	2	2.4	2	2	4	0	0	8	10.9
at Vanderbilt	01/11/14	*	34	3-7	.429	2-3	.667	2-3	.667	4	4	8	2.8	3	4	0	0	0	10	10.9
at Arkansas	01/14/14	*	38	2-9	.222	1-2	.500	2-3	.667	0	4	4	2.9	2	6	5	0	1	7	10.6
TENNESSEE	01/18/14	*	33	7-13	.538	2-3	.667	10-10	1.000	0	2	2	2.8	1	3	0	0	1	26	11.5
TEXAS A&M	01/21/14	*	38	3-12	.250	2-7	.286	0-0	.000	1	7	8	3.1	2	4	4	0	0	8	11.3
GEORGIA	01/25/14	*	29	3-9	.333	1-2	.500	0-0	.000	0	3	3	3.1	3	5	3	1	1	7	11.1
at LSU	01/28/14	*	35	2-7	.286	0-1	.000	4-4	1.000	0	0	0	3.0	3	1	1	0	0	8	11.0
Totals		20	614	58-156	.372	18-49	.367	85-114	.746	13	46	59	3.0	62	69	49	3	7	219	11.0

Games played: 20  
Minutes/game: 30.7  
Points/game: 11.0  
FG Pct: 37.2  
3FG Pct: 36.7  
FT Pct: 74.6

Rebounds/game: 3.0  
Assists/game: 3.5  
Turnovers/game: 2.5  
Assist/turnover ratio: 1.4  
Steals/game: 0.4  
Blocks/game: 0.2

**2013-14 UK Basketball**  
**Kentucky Individual Game-by-Game (as of Jan 29, 2014)**  
**All games**

**#15 Cauley-Stein, Willie**

Opponent	Date	gs	min	Total		3-Pointers		Free throws		Rebounds				pf	a	t/o	blk	stl	pts	avg	
				fg-fga	pct	3fg-fga	pct	ft-fa	pct	off	def	tot	avg								
UNC ASHEVILLE	11/08/13	*	18	1-3	.333	0-0	.000	1-2	.500	4	2	6	6.0	3	4	0	4	3	3	3.0	
NORTHERN KENTUCKY	11/10/13	*	20	3-5	.600	0-0	.000	1-2	.500	5	6	11	8.5	2	0	0	0	1	7	5.0	
vs Michigan State	11/12/13	*	27	2-4	.500	0-0	.000	1-3	.333	3	4	7	8.0	2	0	1	2	0	5	5.0	
ROBERT MORRIS	11/17/13		25	2-4	.500	0-0	.000	3-6	.500	4	9	13	9.3	2	2	2	4	1	7	5.5	
TEXAS-ARLINGTON	11/19/13		24	6-8	.750	0-0	.000	2-3	.667	4	6	10	9.4	4	1	0	1	2	14	7.2	
CLEVELAND STATE	11/25/13		30	3-6	.500	0-0	.000	5-7	.714	1	3	4	8.5	1	0	0	4	2	11	7.8	
EASTERN MICHIGAN	11/27/13		25	6-12	.500	0-0	.000	3-7	.429	3	5	8	8.4	2	2	2	7	1	15	8.9	
vs Providence	12/01/13	*	36	7-8	.875	0-0	.000	1-1	1.000	3	5	8	8.4	4	1	1	9	0	15	9.6	
vs Baylor	12/06/13	*	33	4-7	.571	0-0	.000	0-2	.000	1	2	3	7.8	2	2	0	3	0	8	9.4	
BOISE STATE	12/10/13	*	25	3-3	1.000	0-0	.000	0-2	.000	4	3	7	7.7	2	0	2	9	1	6	9.1	
at North Carolina	12/14/13	*	29	2-3	.667	0-0	.000	1-2	.500	5	7	12	8.1	4	1	4	5	2	5	8.7	
BELMONT	12/21/13	*	31	8-10	.800	0-0	.000	0-0	.000	4	3	7	8.0	1	1	1	2	0	16	9.3	
LOUISVILLE	12/28/13	*	35	1-3	.333	0-0	.000	0-0	.000	3	7	10	8.2	4	0	0	3	1	2	8.8	
MISSISSIPPI STATE	01/08/14	*	25	5-6	.833	0-0	.000	2-5	.400	2	2	4	7.9	2	1	0	2	1	12	9.0	
at Vanderbilt	01/11/14	*	31	7-9	.778	0-0	.000	1-4	.250	2	4	6	7.7	2	0	1	1	2	15	9.4	
at Arkansas	01/14/14	*	18	1-2	.500	0-0	.000	0-0	.000	0	6	6	7.6	5	0	0	1	0	2	8.9	
TENNESSEE	01/18/14	*	19	0-5	.000	0-0	.000	0-0	.000	2	1	3	7.4	2	0	0	1	2	0	8.4	
TEXAS A&M	01/21/14	*	9	0-2	.000	0-0	.000	1-4	.250	1	0	1	7.0	4	0	2	0	0	1	8.0	
GEORGIA	01/25/14	*	26	3-7	.429	0-0	.000	2-2	1.000	3	0	3	6.8	1	1	2	6	6	8	8.0	
at LSU	01/28/14	*	17	1-5	.200	0-0	.000	1-2	.500	1	5	6	6.8	1	1	1	0	1	3	7.8	
Totals			16	503	65-112	.580	0-0	.000	25-54	.463	55	80	135	6.8	50	17	19	64	26	155	7.8

Games played: 20  
Minutes/game: 25.2  
Points/game: 7.8  
FG Pct: 58.0  
FT Pct: 46.3

Rebounds/game: 6.8  
Assists/game: 0.9  
Turnovers/game: 1.0  
Assist/turnover ratio: 0.9  
Steals/game: 1.3  
Blocks/game: 3.2

**#22 Poythress, Alex**

Opponent	Date	gs	min	Total		3-Pointers		Free throws		Rebounds				pf	a	t/o	blk	stl	pts	avg	
				fg-fga	pct	3fg-fga	pct	ft-fa	pct	off	def	tot	avg								
UNC ASHEVILLE	11/08/13		21	5-9	.556	0-1	.000	0-1	.000	6	7	13	13.0	2	0	0	0	0	10	10.0	
NORTHERN KENTUCKY	11/10/13		20	4-7	.571	1-2	.500	0-0	.000	1	6	7	10.0	1	2	0	0	1	9	9.5	
vs Michigan State	11/12/13		27	2-6	.333	0-2	.000	3-4	.750	7	5	12	10.7	2	0	1	3	0	7	8.7	
ROBERT MORRIS	11/17/13		12	1-5	.200	0-1	.000	0-2	.000	2	2	4	9.0	2	3	2	0	1	2	7.0	
TEXAS-ARLINGTON	11/19/13		15	0-2	.000	0-0	.000	0-2	.000	1	3	4	8.0	2	1	0	1	0	0	5.6	
CLEVELAND STATE	11/25/13		15	2-6	.333	1-2	.500	2-2	1.000	3	4	7	7.8	1	0	1	1	0	7	5.8	
EASTERN MICHIGAN	11/27/13		23	1-1	1.000	0-0	.000	1-2	.500	2	4	6	7.6	1	0	2	0	1	3	5.4	
vs Providence	12/01/13		15	2-3	.667	1-1	1.000	0-0	.000	0	1	1	6.8	1	0	2	2	0	5	5.4	
vs Baylor	12/06/13		6	0-1	.000	0-0	.000	0-2	.000	1	1	2	6.2	3	0	1	0	0	0	4.8	
BOISE STATE	12/10/13		17	0-1	.000	0-0	.000	0-0	.000	2	1	3	5.9	2	1	0	0	0	0	4.3	
at North Carolina	12/14/13		24	2-4	.500	0-1	.000	2-3	.667	5	3	8	6.1	5	0	1	1	0	6	4.5	
BELMONT	12/21/13		18	3-6	.500	1-1	1.000	0-0	.000	1	4	5	6.0	1	1	0	0	0	7	4.7	
LOUISVILLE	12/28/13		21	3-4	.750	0-0	.000	1-2	.500	1	4	5	5.9	3	0	0	0	0	7	4.8	
MISSISSIPPI STATE	01/08/14		22	5-6	.833	0-0	.000	2-2	1.000	1	3	4	5.8	2	2	2	3	0	12	5.4	
at Vanderbilt	01/11/14		19	4-7	.571	0-1	.000	1-3	.333	2	2	4	5.7	0	0	1	1	0	9	5.6	
at Arkansas	01/14/14		32	5-7	.714	0-0	.000	2-2	1.000	1	5	6	5.7	4	0	0	2	0	12	6.0	
TENNESSEE	01/18/14		21	1-4	.250	0-2	.000	2-2	1.000	1	2	3	5.5	1	2	1	2	0	4	5.9	
TEXAS A&M	01/21/14		25	4-7	.571	0-1	.000	8-9	.889	1	4	5	5.5	2	0	3	2	0	16	6.4	
GEORGIA	01/25/14		16	3-5	.600	0-0	.000	5-8	.625	1	4	5	5.5	3	1	2	0	0	11	6.7	
at LSU	01/28/14		17	4-8	.500	0-0	.000	2-2	1.000	5	2	7	5.6	3	0	3	1	0	10	6.9	
Totals			0	386	51-99	.515	4-15	.267	31-48	.646	44	67	111	5.6	41	13	22	19	3	137	6.9

Games played: 20  
Minutes/game: 19.3  
Points/game: 6.9  
FG Pct: 51.5  
3FG Pct: 26.7  
FT Pct: 64.6

Rebounds/game: 5.6  
Assists/game: 0.7  
Turnovers/game: 1.1  
Assist/turnover ratio: 0.6  
Steals/game: 0.2  
Blocks/game: 1.0

**2013-14 UK Basketball**  
**Kentucky Individual Game-by-Game (as of Jan 29, 2014)**  
**All games**

**#24 Floreal, E.J.**

Opponent	Date	gs	min	Total		3-Pointers		Free throws		Rebounds				pf	a	t/o	blk	stl	pts	avg
				fg-fga	pct	3fg-fga	pct	ft-fa	pct	off	def	tot	avg							
ROBERT MORRIS	11/17/13		2	1-1	1.000	0-0	.000	0-0	.000	0	1	1	1.0	1	0	0	1	1	2	2.0
MISSISSIPPI STATE	01/08/14		1	0-0	.000	0-0	.000	0-0	.000	0	0	0	0.5	0	0	0	0	0	0	1.0
<b>Totals</b>			<b>0</b>	<b>3</b>	<b>1-1</b>	<b>1.000</b>	<b>0-0</b>	<b>.000</b>	<b>0-0</b>	<b>0</b>	<b>1</b>	<b>1</b>	<b>0.5</b>	<b>1</b>	<b>0</b>	<b>0</b>	<b>1</b>	<b>1</b>	<b>2</b>	<b>1.0</b>

Games played: 2  
Minutes/game: 1.5  
Points/game: 1.0  
FG Pct: 100.0

Rebounds/game: 0.5  
Steals/game: 0.5  
Blocks/game: 0.5

**#25 Hawkins, Dominique**

Opponent	Date	gs	min	Total		3-Pointers		Free throws		Rebounds				pf	a	t/o	blk	stl	pts	avg	
				fg-fga	pct	3fg-fga	pct	ft-fa	pct	off	def	tot	avg								
UNC ASHEVILLE	11/08/13		4	0-0	.000	0-0	.000	0-0	.000	0	1	1	1.0	0	0	0	0	0	0	0.0	
NORTHERN KENTUCKY	11/10/13		6	0-1	.000	0-1	.000	0-0	.000	0	1	1	1.0	0	1	0	0	0	0	0.0	
vs Michigan State	11/12/13		6	0-0	.000	0-0	.000	0-0	.000	0	0	0	0.7	1	0	0	0	0	0	0.0	
ROBERT MORRIS	11/17/13		18	2-4	.500	0-1	.000	0-0	.000	1	0	1	0.8	1	3	0	1	1	4	1.0	
TEXAS-ARLINGTON	11/19/13		13	1-3	.333	1-1	1.000	0-1	.000	0	1	1	0.8	2	0	0	0	1	3	1.4	
CLEVELAND STATE	11/25/13		14	0-1	.000	0-1	.000	1-2	.500	0	1	1	0.8	3	0	1	0	0	1	1.3	
EASTERN MICHIGAN	11/27/13		10	0-1	.000	0-1	.000	1-2	.500	0	1	1	0.9	1	0	1	0	0	1	1.3	
vs Providence	12/01/13		17	2-2	1.000	1-1	1.000	0-0	.000	0	1	1	0.9	1	1	0	0	1	5	1.8	
vs Baylor	12/06/13		7	1-2	.500	0-1	.000	0-0	.000	0	1	1	0.9	0	0	0	0	0	2	1.8	
BOISE STATE	12/10/13		18	0-2	.000	0-1	.000	0-0	.000	0	0	0	0.8	3	2	1	0	0	0	1.6	
at North Carolina	12/14/13		18	0-1	.000	0-0	.000	0-2	.000	0	1	1	0.8	2	0	1	0	0	0	1.5	
BELMONT	12/21/13		22	1-3	.333	0-2	.000	0-0	.000	2	2	4	1.1	1	3	1	0	1	2	1.5	
LOUISVILLE	12/28/13		15	0-1	.000	0-1	.000	1-1	1.000	2	1	3	1.2	4	0	0	0	0	1	1.5	
MISSISSIPPI STATE	01/08/14		23	1-5	.200	0-2	.000	2-2	1.000	0	2	2	1.3	3	2	0	0	0	4	1.6	
at Vanderbilt	01/11/14		5	0-1	.000	0-1	.000	0-0	.000	0	1	1	1.3	1	0	0	0	0	0	1.5	
at Arkansas	01/14/14		5	0-0	.000	0-0	.000	0-0	.000	0	0	0	1.2	2	0	0	0	0	0	1.4	
TENNESSEE	01/18/14		7	0-0	.000	0-0	.000	0-0	.000	0	0	0	1.1	2	0	0	0	0	0	1.4	
TEXAS A&M	01/21/14		1	0-1	.000	0-1	.000	0-0	.000	0	0	0	1.1	0	0	1	0	0	0	1.3	
GEORGIA	01/25/14		3	0-1	.000	0-0	.000	0-0	.000	0	0	0	1.0	1	0	0	0	0	0	1.2	
at LSU	01/28/14		4	0-0	.000	0-0	.000	0-0	.000	0	0	0	1.0	1	0	0	0	0	0	1.2	
<b>Totals</b>			<b>0</b>	<b>216</b>	<b>8-29</b>	<b>.276</b>	<b>2-15</b>	<b>.133</b>	<b>5-10</b>	<b>.500</b>	<b>5</b>	<b>14</b>	<b>19</b>	<b>1.0</b>	<b>29</b>	<b>12</b>	<b>6</b>	<b>1</b>	<b>4</b>	<b>23</b>	<b>1.2</b>

Games played: 20  
Minutes/game: 10.8  
Points/game: 1.2  
FG Pct: 27.6  
3FG Pct: 13.3  
FT Pct: 50.0

Rebounds/game: 1.0  
Assists/game: 0.6  
Turnovers/game: 0.3  
Assist/turnover ratio: 2.0  
Steals/game: 0.2  
Blocks/game: 0.1

**2013-14 UK Basketball**  
**Kentucky Individual Game-by-Game (as of Jan 29, 2014)**  
**All games**

**#30 Randle, Julius**

Opponent	Date	gs	min	Total		3-Pointers		Free throws		Rebounds				pf	a	t/o	blk	stl	pts	avg	
				fg-fga	pct	3fg-fga	pct	ft-fta	pct	off	def	tot	avg								
UNC ASHEVILLE	11/08/13	*	26	6-13	.462	0-0	.000	11-13	.846	6	10	16	16.0	3	1	2	0	0	23	23.0	
NORTHERN KENTUCKY	11/10/13	*	29	6-7	.857	0-1	.000	10-14	.714	5	9	14	15.0	2	3	2	1	0	22	22.5	
vs Michigan State	11/12/13	*	35	9-14	.643	0-1	.000	9-15	.600	4	9	13	14.3	4	1	8	0	0	27	24.0	
ROBERT MORRIS	11/17/13	*	28	5-9	.556	0-0	.000	0-1	.000	5	10	15	14.5	1	2	3	2	0	10	20.5	
TEXAS-ARLINGTON	11/19/13	*	29	7-12	.583	0-1	.000	8-10	.800	5	5	10	13.6	3	4	2	2	0	22	20.8	
CLEVELAND STATE	11/25/13	*	38	3-10	.300	0-0	.000	9-11	.818	7	8	15	13.8	1	2	5	0	0	15	19.8	
EASTERN MICHIGAN	11/27/13	*	22	5-10	.500	0-1	.000	4-4	1.000	6	4	10	13.3	2	0	5	0	0	14	19.0	
vs Providence	12/01/13	*	34	4-10	.400	0-0	.000	4-7	.571	0	8	8	12.6	3	4	2	0	1	12	18.1	
vs Baylor	12/06/13	*	38	5-10	.500	0-0	.000	6-8	.750	3	5	8	12.1	1	4	2	1	0	16	17.9	
BOISE STATE	12/10/13	*	28	7-11	.636	0-0	.000	3-4	.750	3	8	11	12.0	1	1	4	1	0	17	17.8	
at North Carolina	12/14/13	*	29	3-9	.333	0-0	.000	5-6	.833	0	5	5	11.4	4	0	4	1	0	11	17.2	
BELMONT	12/21/13	*	28	8-10	.800	0-1	.000	13-19	.684	2	8	10	11.3	5	0	1	1	0	29	18.2	
LOUISVILLE	12/28/13	*	21	7-8	.875	0-1	.000	3-6	.500	1	2	3	10.6	1	0	2	0	0	17	18.1	
MISSISSIPPI STATE	01/08/14	*	21	3-7	.429	0-1	.000	2-4	.500	6	8	14	10.9	3	1	1	0	0	8	17.4	
at Vanderbilt	01/11/14	*	25	3-10	.300	0-0	.000	1-2	.500	6	5	11	10.9	0	0	4	0	2	7	16.7	
at Arkansas	01/14/14	*	32	5-11	.455	0-0	.000	10-14	.714	6	8	14	11.1	4	0	5	2	0	20	16.9	
TENNESSEE	01/18/14	*	33	6-9	.667	1-2	.500	5-5	1.000	1	1	2	10.5	2	4	4	1	1	18	16.9	
TEXAS A&M	01/21/14	*	29	4-6	.667	0-1	.000	5-6	.833	4	7	11	10.6	3	3	1	2	1	13	16.7	
GEORGIA	01/25/14	*	32	4-8	.500	1-1	1.000	5-5	1.000	4	5	9	10.5	2	3	3	1	0	14	16.6	
at LSU	01/28/14	*	27	3-11	.273	0-0	.000	0-1	.000	1	4	5	10.2	3	1	3	1	3	6	16.1	
Totals			20	584	103-195	.528	2-11	.182	113-155	.729	75	129	204	10.2	48	34	63	16	8	321	16.1

Games played: 20  
Minutes/game: 29.2  
Points/game: 16.1  
FG Pct: 52.8  
3FG Pct: 18.2  
FT Pct: 72.9

Rebounds/game: 10.2  
Assists/game: 1.7  
Turnovers/game: 3.2  
Assist/turnover ratio: 0.5  
Steals/game: 0.4  
Blocks/game: 0.8

**#35 Willis, Derek**

Opponent	Date	gs	min	Total		3-Pointers		Free throws		Rebounds				pf	a	t/o	blk	stl	pts	avg	
				fg-fga	pct	3fg-fga	pct	ft-fta	pct	off	def	tot	avg								
UNC ASHEVILLE	11/08/13		4	0-0	.000	0-0	.000	2-2	1.000	0	0	0	0.0	0	0	1	0	0	2	2.0	
NORTHERN KENTUCKY	11/10/13		6	1-2	.500	1-2	.500	3-6	.500	0	2	2	1.0	0	0	2	0	0	6	4.0	
ROBERT MORRIS	11/17/13		4	1-2	.500	0-0	.000	4-4	1.000	0	1	1	1.0	0	0	0	0	0	6	4.7	
TEXAS-ARLINGTON	11/19/13		2	0-0	.000	0-0	.000	0-0	.000	0	0	0	0.8	0	0	0	0	0	0	3.5	
vs Providence	12/01/13		1	0-0	.000	0-0	.000	0-0	.000	0	0	0	0.6	0	0	0	0	0	0	2.8	
at North Carolina	12/14/13		1	0-0	.000	0-0	.000	0-0	.000	0	0	0	0.5	0	0	0	0	0	0	2.3	
BELMONT	12/21/13		3	0-0	.000	0-0	.000	0-0	.000	0	1	1	0.6	0	0	0	0	0	0	2.0	
MISSISSIPPI STATE	01/08/14		3	0-1	.000	0-1	.000	0-0	.000	0	1	1	0.6	0	0	0	0	0	0	1.8	
at Vanderbilt	01/11/14		6	0-2	.000	0-2	.000	0-0	.000	1	0	1	0.7	0	0	0	0	1	0	1.6	
GEORGIA	01/25/14		6	1-1	1.000	0-0	.000	0-0	.000	0	2	2	0.8	0	0	0	0	0	2	1.6	
Totals			0	36	3-8	.375	1-5	.200	9-12	.750	1	7	8	0.8	0	0	3	0	1	16	1.6

Games played: 10  
Minutes/game: 3.6  
Points/game: 1.6  
FG Pct: 37.5  
3FG Pct: 20.0  
FT Pct: 75.0

Rebounds/game: 0.8  
Turnovers/game: 0.3  
Steals/game: 0.1

**2013-14 UK Basketball**  
**Kentucky Individual Game-by-Game (as of Jan 29, 2014)**  
**All games**

**#44 Johnson, Dakari**

Opponent	Date	gs	min	Total		3-Pointers		Free throws		Rebounds				pf	a	t/o	blk	stl	pts	avg
				fg-fga	pct	3fg-fga	pct	ft-fa	pct	off	def	tot	avg							
UNC ASHEVILLE	11/08/13		9	2-5	.400	0-0	.000	1-2	.500	0	1	1	1.0	4	0	0	0	0	5	5.0
NORTHERN KENTUCKY	11/10/13		17	2-4	.500	0-0	.000	3-5	.600	1	3	4	2.5	0	1	1	1	0	7	6.0
vs Michigan State	11/12/13		14	1-2	.500	0-0	.000	0-3	.000	2	3	5	3.3	4	0	0	0	0	2	4.7
ROBERT MORRIS	11/17/13		13	2-3	.667	0-0	.000	4-5	.800	2	1	3	3.3	3	0	1	0	0	8	5.5
TEXAS-ARLINGTON	11/19/13		13	4-7	.571	0-0	.000	0-2	.000	4	4	8	4.2	1	0	1	1	0	8	6.0
CLEVELAND STATE	11/25/13		7	0-0	.000	0-0	.000	0-0	.000	1	1	2	3.8	1	0	0	0	0	0	5.0
EASTERN MICHIGAN	11/27/13		10	4-5	.800	0-0	.000	2-4	.500	4	3	7	4.3	2	0	0	0	0	10	5.7
vs Providence	12/01/13		4	0-1	.000	0-0	.000	1-2	.500	1	2	3	4.1	2	0	1	0	0	1	5.1
vs Baylor	12/06/13		4	0-1	.000	0-0	.000	0-0	.000	1	0	1	3.8	0	0	0	0	0	0	4.6
BOISE STATE	12/10/13		11	0-0	.000	0-0	.000	0-0	.000	0	1	1	3.5	1	0	0	0	0	0	4.1
at North Carolina	12/14/13		7	1-4	.250	0-0	.000	0-0	.000	2	1	3	3.5	3	0	1	0	0	2	3.9
LOUISVILLE	12/28/13		8	0-1	.000	0-0	.000	0-0	.000	1	0	1	3.3	0	1	0	0	0	0	3.6
MISSISSIPPI STATE	01/08/14		8	4-4	1.000	0-0	.000	0-2	.000	1	0	1	3.1	1	0	0	0	0	8	3.9
at Vanderbilt	01/11/14		9	1-2	.500	0-0	.000	2-2	1.000	1	0	1	2.9	3	0	1	0	0	4	3.9
at Arkansas	01/14/14		9	1-2	.500	0-0	.000	2-4	.500	2	2	4	3.0	2	1	0	1	0	4	3.9
TENNESSEE	01/18/14		16	2-3	.667	0-0	.000	0-0	.000	2	2	4	3.1	2	0	0	0	0	4	3.9
TEXAS A&M	01/21/14		24	3-4	.750	0-0	.000	0-2	.000	2	5	7	3.3	1	0	2	3	1	6	4.1
GEORGIA	01/25/14		10	1-1	1.000	0-0	.000	1-2	.500	0	1	1	3.2	4	0	0	2	0	3	4.0
at LSU	01/28/14		20	7-8	.875	0-0	.000	1-2	.500	5	1	6	3.3	5	1	0	1	1	15	4.6
<b>Totals</b>		<b>0</b>	<b>213</b>	<b>35-57</b>	<b>.614</b>	<b>0-0</b>	<b>.000</b>	<b>17-37</b>	<b>.459</b>	<b>32</b>	<b>31</b>	<b>63</b>	<b>3.3</b>	<b>39</b>	<b>4</b>	<b>8</b>	<b>9</b>	<b>2</b>	<b>87</b>	<b>4.6</b>

Games played: 19  
Minutes/game: 11.2  
Points/game: 4.6  
FG Pct: 61.4  
FT Pct: 45.9

Rebounds/game: 3.3  
Assists/game: 0.2  
Turnovers/game: 0.4  
Assist/turnover ratio: 0.5  
Steals/game: 0.1  
Blocks/game: 0.5

**#TM TEAM**

Opponent	Date	gs	min	Total		3-Pointers		Free throws		Rebounds				pf	a	t/o	blk	stl	pts	avg
				fg-fga	pct	3fg-fga	pct	ft-fa	pct	off	def	tot	avg							
UNC ASHEVILLE	11/08/13		0	0-0	.000	0-0	.000	0-0	.000	0	2	2	2.0	0	0	0	0	0	0	0.0
NORTHERN KENTUCKY	11/10/13		0	0-0	.000	0-0	.000	0-0	.000	0	1	1	1.5	0	0	0	0	0	0	0.0
vs Michigan State	11/12/13		0	0-0	.000	0-0	.000	0-0	.000	0	0	0	1.0	0	0	0	0	0	0	0.0
ROBERT MORRIS	11/17/13		0	0-0	.000	0-0	.000	0-0	.000	0	0	0	0.8	0	0	0	0	0	0	0.0
TEXAS-ARLINGTON	11/19/13		0	0-0	.000	0-0	.000	0-0	.000	1	3	4	1.4	0	0	0	0	0	0	0.0
CLEVELAND STATE	11/25/13		0	0-0	.000	0-0	.000	0-0	.000	3	3	6	2.2	0	0	0	0	0	0	0.0
EASTERN MICHIGAN	11/27/13		0	0-0	.000	0-0	.000	0-0	.000	2	2	4	2.4	0	0	0	0	0	0	0.0
vs Providence	12/01/13		0	0-0	.000	0-0	.000	0-0	.000	2	4	6	2.9	0	0	1	0	0	0	0.0
vs Baylor	12/06/13		0	0-0	.000	0-0	.000	0-0	.000	3	0	3	2.9	0	0	0	0	0	0	0.0
BOISE STATE	12/10/13		0	0-0	.000	0-0	.000	0-0	.000	1	4	5	3.1	0	0	1	0	0	0	0.0
at North Carolina	12/14/13		0	0-0	.000	0-0	.000	0-0	.000	0	1	1	2.9	1	0	0	0	0	0	0.0
BELMONT	12/21/13		0	0-0	.000	0-0	.000	0-0	.000	1	3	4	3.0	0	0	0	0	0	0	0.0
LOUISVILLE	12/28/13		0	0-0	.000	0-0	.000	0-0	.000	2	2	4	3.1	0	0	0	0	0	0	0.0
MISSISSIPPI STATE	01/08/14		0	0-0	.000	0-0	.000	0-0	.000	2	2	4	3.1	0	0	0	0	0	0	0.0
at Vanderbilt	01/11/14		0	0-0	.000	0-0	.000	0-0	.000	1	1	2	3.1	0	0	0	0	0	0	0.0
at Arkansas	01/14/14		0	0-0	.000	0-0	.000	0-0	.000	3	3	6	3.3	0	0	1	0	0	0	0.0
TENNESSEE	01/18/14		0	0-0	.000	0-0	.000	0-0	.000	1	4	5	3.4	0	0	0	0	0	0	0.0
TEXAS A&M	01/21/14		0	0-0	.000	0-0	.000	0-0	.000	0	0	0	3.2	0	0	0	0	0	0	0.0
GEORGIA	01/25/14		0	0-0	.000	0-0	.000	0-0	.000	3	2	5	3.3	0	0	0	0	0	0	0.0
at LSU	01/28/14		0	0-0	.000	0-0	.000	0-0	.000	1	2	3	3.3	0	0	0	0	0	0	0.0
<b>Totals</b>		<b>0</b>	<b>0</b>	<b>0-0</b>	<b>.000</b>	<b>0-0</b>	<b>.000</b>	<b>0-0</b>	<b>.000</b>	<b>26</b>	<b>39</b>	<b>65</b>	<b>3.3</b>	<b>1</b>	<b>0</b>	<b>3</b>	<b>0</b>	<b>0</b>	<b>0</b>	<b>0.0</b>

Games played: 20

Rebounds/game: 3.3  
Turnovers/game: 0.2

**2013-14 UK Basketball**  
**Kentucky Points-Rebounds-Assists (as of Jan 29, 2014)**  
**All games**

Opponent	Date	Score		00	01	02	03	04	05	15
				LEE,MARCUS	YOUNG,JAME	HARRISON,A	POLSON,JAR	HOOD,JON	HARRISON,A	CAULEY-STE
UNC ASHEVILLE	11/08/13	89-57	w	17-1-0	11-4-1	10-5-0	0-0-0	0-0-1	8-0-5	3-6-4
NORTHERN KENTUCKY	11/10/13	93-63	w	3-6-0	5-1-1	16-1-1	0-0-0	5-1-1	13-2-2	7-11-0
vs Michigan State	11/12/13	74-78	L	0-1-0	19-4-2	3-1-2	DNP	DNP	11-1-3	5-7-0
ROBERT MORRIS	11/17/13	87-49	w	2-3-1	10-3-2	28-4-3	0-0-1	0-0-1	8-8-2	7-13-2
TEXAS-ARLINGTON	11/19/13	105-76	w	10-2-0	26-2-3	5-2-2	0-0-1	2-0-0	15-3-6	14-10-1
CLEVELAND STATE	11/25/13	68-61	w	2-1-0	9-5-3	11-1-0	DNP	DNP	12-0-5	11-4-0
EASTERN MICHIGAN	11/27/13	81-63	w	2-3-0	6-6-4	22-7-2	0-0-0	DNP	8-0-3	15-8-2
vs Providence	12/01/13	79-65	w	0-0-0	18-3-1	15-3-4	DNP	DNP	8-2-1	15-8-1
vs Baylor	12/06/13	62-67	L	0-2-0	14-2-1	15-2-6	DNP	DNP	7-1-6	8-3-2
BOISE STATE	12/10/13	70-55	w	DNP	21-9-0	13-4-1	0-0-0	DNP	13-3-2	6-7-0
at North Carolina	12/14/13	77-82	L	DNP	16-5-1	20-3-0	0-0-0	DNP	17-6-7	5-12-1
BELMONT	12/21/13	93-80	w	0-2-0	6-1-1	23-6-7	3-0-1	DNP	7-2-0	16-7-1
LOUISVILLE	12/28/13	73-66	w	DNP	18-10-4	10-4-1	DNP	DNP	18-4-2	2-10-0
MISSISSIPPI STATE	01/08/14	85-63	w	2-0-1	26-10-5	5-2-3	0-0-0	0-0-1	8-2-2	12-4-1
at Vanderbilt	01/11/14	71-62	w	DNP	6-2-4	14-4-2	6-1-1	DNP	10-8-4	15-6-0
at Arkansas	01/14/14	85-87	L	1-1-0	23-6-2	16-1-1	0-2-1	DNP	7-4-6	2-6-0
TENNESSEE	01/18/14	74-66	w	DNP	8-1-0	14-4-1	0-0-1	DNP	26-2-3	0-3-0
TEXAS A&M	01/21/14	68-51	w	0-0-0	15-7-2	6-1-2	3-2-1	DNP	8-8-4	1-1-0
GEORGIA	01/25/14	79-54	w	2-1-0	13-2-1	15-0-3	2-0-1	2-1-1	7-3-5	8-3-1
at LSU	01/28/14	82-87	L	DNP	23-7-2	14-6-1	3-2-1	DNP	8-0-1	3-6-1

Opponent	Date	Score		22	24	25	30	35	44
				POYTHRESS,	FLOREAL,EJ	HAWKINS,DO	RANDLE,JUL	WILLIS,DER	JOHNSON,DA
UNC ASHEVILLE	11/08/13	89-57	w	10-13-0	DNP	0-1-0	23-16-1	2-0-0	5-1-0
NORTHERN KENTUCKY	11/10/13	93-63	w	9-7-2	DNP	0-1-1	22-14-3	6-2-0	7-4-1
vs Michigan State	11/12/13	74-78	L	7-12-0	DNP	0-0-0	27-13-1	DNP	2-5-0
ROBERT MORRIS	11/17/13	87-49	w	2-4-3	2-1-0	4-1-3	10-15-2	6-1-0	8-3-0
TEXAS-ARLINGTON	11/19/13	105-76	w	0-4-1	DNP	3-1-0	22-10-4	0-0-0	8-8-0
CLEVELAND STATE	11/25/13	68-61	w	7-7-0	DNP	1-1-0	15-15-2	DNP	0-2-0
EASTERN MICHIGAN	11/27/13	81-63	w	3-6-0	DNP	1-1-0	14-10-0	DNP	10-7-0
vs Providence	12/01/13	79-65	w	5-1-0	DNP	5-1-1	12-8-4	0-0-0	1-3-0
vs Baylor	12/06/13	62-67	L	0-2-0	DNP	2-1-0	16-8-4	DNP	0-1-0
BOISE STATE	12/10/13	70-55	w	0-3-1	DNP	0-0-2	17-11-1	DNP	0-1-0
at North Carolina	12/14/13	77-82	L	6-8-0	DNP	0-1-0	11-5-0	0-0-0	2-3-0
BELMONT	12/21/13	93-80	w	7-5-1	DNP	2-4-3	29-10-0	0-1-0	DNP
LOUISVILLE	12/28/13	73-66	w	7-5-0	DNP	1-3-0	17-3-0	DNP	0-1-1
MISSISSIPPI STATE	01/08/14	85-63	w	12-4-2	0-0-0	4-2-2	8-14-1	0-1-0	8-1-0
at Vanderbilt	01/11/14	71-62	w	9-4-0	DNP	0-1-0	7-11-0	0-1-0	4-1-0
at Arkansas	01/14/14	85-87	L	12-6-0	DNP	0-0-0	20-14-0	DNP	4-4-1
TENNESSEE	01/18/14	74-66	w	4-3-2	DNP	0-0-0	18-2-4	DNP	4-4-0
TEXAS A&M	01/21/14	68-51	w	16-5-0	DNP	0-0-0	13-11-3	DNP	6-7-0
GEORGIA	01/25/14	79-54	w	11-5-1	DNP	0-0-0	14-9-3	2-2-0	3-1-0
at LSU	01/28/14	82-87	L	10-7-0	DNP	0-0-0	6-5-1	DNP	15-6-1