

## Louisville Basketball Quick Facts

<b>Location</b>	Louisville, Ky. 40292
<b>Founded / Enrollment</b>	1798 / 22,000
<b>Nickname/Colors</b>	Cardinals / Red and Black
<b>Conference</b>	BIG EAST
<b>Home Court</b>	KFC Yum! Center (22,000)
<b>President</b>	Dr. James Ramsey
<b>Vice President for Athletics</b>	Tom Jurich
<b>Head Coach</b>	Rick Pitino (UMass '74)
<b>U of L Record</b>	257-97 (11th yr.)
<b>Overall Record</b>	611-225 (27th yr.)
<b>Asst. Coaches</b>	Richard Pitino, Wyking Jones, Kevin Keatts
<b>Dir. of Basketball Operations</b>	Mark Lieberman
<b>All-Time Record</b>	1,643-855 (98th yr.)
<b>All-Time NCAA Tournament Record</b>	60-39
(37 Appearances, Eight Final Fours, Two NCAA Championships - 1980, 1986)	
<b>Important Phone Numbers</b>	
Athletic Office	(502) 852-5732
Basketball Office	(502) 852-6651
<b>Sports Information Office</b>	<b>(502) 852-6581</b>
SID - Kenny Klein, cell	(502) 599-7865
<b>email:</b> kenny.klein@louisville.edu	

## 2011-12 Schedule/Results

Date	Opponent	TV	Time (EST)
<b>October</b>			
Wed. 26	PIKEVILLE ~	WHAS	W 74-55
<b>November</b>			
Thur. 3	BELLARMINE ~	WHAS	W 62-54
Fri. 11	TENNESSEE MARTIN * ..	WHAS	W 83-48
Sun. 13	LAMAR *	WHAS	W 68-48
Sat. 19	at Butler .....	ESPN3	W 69-53
Tues. 22	ARKANSAS STATE * .....	WHAS	W 54-27
Fri. 25	OHIO UNIVERSITY * .....	WHAS	W 59-54
Mon. 28	LONG BEACH STATE ....	ESPNU	W 79-66
<b>December</b>			
Fri. 2	#20/19 VANDERBILT + ...	ESPN	W 62-60/ot
Wed. 7	IUPUI .....	WHAS	W 90-60
Sat. 10	FAIRLEIGH DICKINSON .	WHAS	W 80-58
Sat. 17	MEMPHIS < .....	CBS	W 95-87
Tues. 20	COL. OF CHARLESTON .	ESPNU	W 69-62
Fri. 23	WESTERN KENTUCKY ^ .	ESPN2	W 70-60
Wed. 28	#12/12 GEORGETOWN ..	ESPN2	L 68-71
Sat. 31	at #3/3 Kentucky .....	CBS	12:05 p.m.
<b>January</b>			
Tues. 3	at St. John's .....	ESPNU	7 p.m.
Sat. 7	NOTRE DAME .....	ESPNU	4 p.m.
Tues. 10	at Providence .....	ESPN2	7 p.m.
Sat. 14	DEPAUL .....	BEN/WHAS	4 p.m.
Mon. 16	at Marquette .....	ESPN	3:30 p.m.
Sat. 21	at Pittsburgh .....	ESPN	9 p.m.
Wed. 25	VILLANOVA .....	ESPN	7 p.m.
Sat. 28	at Seton Hall .....	BEN/WHAS	8 p.m.
<b>February</b>			
Sat. 4	RUTGERS .....	BEN/WHAS	4 p.m.
Mon. 6	CONNECTICUT .....	ESPN	7 p.m.
Sat. 11	at West Virginia .....	ESPN	Noon
Mon. 13	SYRACUSE .....	ESPN	7 p.m.
Sat. 18	at DePaul .....	BEN/WHAS	Noon
Thur. 23	at Cincinnati .....	ESPN or ESPN2	9 p.m.
Sun. 26	PITTSBURGH .....	CBS	2 p.m.
Wed. 29	USF .....	BEN/WHAS	7 p.m.
<b>March</b>			
Sat. 3	at Syracuse .....	CBS	4 p.m.
Tu-Sa./6-10	at BIG EAST Championship .....	TBA	
~ exhibition game			
* Global Sports Invitational (Louisville, Ky.)			
+ BIG EAST/SEC Challenge (Louisville, Ky.)			
< Basketball Hall of Fame Shootout (Louisville, Ky.)			
^ Billy Minardi Classic (Louisville, Ky.)			



# LOUISVILLE BASKETBALL

Sports Information ♦ University of Louisville ♦ Louisville, KY 40292 ♦ www.UofLSports.com  
Phone: (502) 852-6581 ♦ Fax: (502) 852-7401 ♦ email: kenny.klein@louisville.edu

## Louisville Cardinals vs. Kentucky Wildcats

### PROBABLE STARTING LINEUPS

Louisville (12-1, 0-1)	Ht.	Wt.	Yr.	PPG	RPG	Hometown
F 14 Kyle KURIC	6-4	195	Sr.	13.5	4.5	Evansville, Ind.
F 24 Chane BEHANAN	6-6	250	Fr.	8.7	8.0	Cincinnati, Ohio
C 10 Gorgui DIENG	6-11	235	So.	10.5	10.0	Kebemer, Senegal
G 3 Peyton SIVA	6-0	180	Jr.	9.5	2.8	Seattle, Wash.
G 5 Chris SMITH	6-2	195	Sr.	9.9	3.2	Millstone, N.J.

Kentucky (12-1)	Ht	Wt.	Yr.	PPG	RPG	Hometown
F 14 Michael KIDD-GILCHRIST	6-7	232	Fr.	13.5	6.8	Somerdale, N.J.
F 23 Anthony DAVIS	6-10	220	Fr.	11.6	10.2	Chicago, Ill.
G 1 Darius MILLER	6-8	225	Sr.	10.5	3.5	Maysville, Ky.
G 20 Doron LAMB	6-4	210	So.	15.8	3.8	Queens, N.Y.
G 25 Marquis TEAGUE	6-2	189	Fr.	11.2	2.4	Indianapolis, Ind.

**Head Coach:** John Calipari (Clarion '92) 76-13 in 3rd year at UK; 479-154 in 20th yr. overall

### THIS GAME

Louisville plays its final non-conference game of the season and its second road game as the Cardinals visit intrastate rival Kentucky in Lexington, Ky. on Saturday. Louisville fell 68-71 to Georgetown in its initial BIG EAST Conference game on Wednesday. Kentucky (12-1), ranked No. 3 in both the AP and ESPN/USA Today polls, has won four straight after an 86-64 victory over Lamar on Wednesday, its 43rd straight home win.

### GAME FACTS

**Date:** Saturday, Dec. 31  
**Time:** 12:05 p.m. ET  
**Site:** Rupp Arena  
Lexington, Ky. (23,000)  
**Television:** CBS national  
Ian Eagle, play-by-play;  
Clark Kellogg, analyst.  
**Radio:** WKRD (790 AM, 101.7 FM)  
Paul Rogers, play-by-play;  
Bob Valvano, analyst;  
Also: Westwood One - Dave Ryan,  
play-by-play; Pete Gillen, analyst.  
**Series History:** UofL trails 14-28  
(7-11 in Louisville, 5-15 in Lexington,  
2-2 neutral)  
**Last Meeting:** Kentucky 78, UofL 63  
(Dec. 31, 2010 at KFC Yum! Center)  
**UL National Ranking:** 4th ESPN/USA  
Today, 4th Associated Press  
**Officials:** Tony Greene,  
Jamie Luckie, Michael Stephens  
**Next U of L Game:** Jan. 3 at St. John's,  
Madison Square Garden,  
New York, N.Y., 7 p.m. ET (ESPNU)

### BY THE NUMBERS

- 12-1** UofL's 12-1 start is its best since the 2003-04 team opened the season with a 16-1 record. Before falling to Georgetown in its last game, the Cards' 12-0 start was its best in 37 years, and it had been one of six remaining unbeaten teams.
- 14** For the 2011 UofL Fall Semester, 14 of the Cardinals' 17 players achieved a 3.0 or better grade point average, the most in its program history. The team produced a combined 3.16 GPA for the semester, the highest ever for the Cardinals and the seventh straight semester near a 3.0 collective GPA.
- 7** Double-doubles for Gorgui Dieng in his career (5 of the last six games, 6 this year). He is second in the BIG EAST in blocks (2.9) and is third in rebounding (10.0).
- 5** Steals by Peyton Siva against Georgetown in the Cards' last game, the fifth time in his career he has gathered as many. He added 15 points -- one below his season high -- and six assists in the game. Siva is fifth in the BIG EAST in steals (2.1) and as a team, UofL is second in the league in steals (9.6).
- 16** Steals collected by Russ Smith in his last four games. He is second in the BIG EAST in steals (2.4). Smith has averaged 16.3 points over the last six games.
- 7** Combined national ranking for Kentucky (No. 3) and Louisville (No. 4), the highest for the two teams when they have met in the history of the rivalry.

■ **About Kentucky** -- Louisville plays its final non-conference game of the season and its second road game as the Cardinals visit intrastate rival Kentucky in Lexington, Ky. on Saturday. Kentucky (12-1), ranked No. 3 in both the AP and ESPN/USA Today polls, has won four straight after an 86-64 victory over Lamar on Dec. 28, UK's 43rd consecutive home win. Its only loss was a 72-73 buzzer-beater at Indiana on Dec. 10.

Kentucky is among the top three teams in the nation in blocked shots (9.4, lead the nation), field goal percentage defense (35.2, lead the nation) and scoring margin (+23.5, third in the nation). Sophomore guard Doron Lamb is the Wildcats' scoring leader (15.8 ppg) and has buried 27-of-55 three-pointers (.491). Freshman forward Anthony Davis (11.6 ppg, 10.2 rpg) is second in the nation in blocked shots (4.5). Six players are averaging at least 10 points a game.

Kentucky is UofL's second consecutive ranked opponent. UofL played back-to-back games against ranked foes twice last season and split the two games on each occasion. Louisville has won five of its last seven against ranked opponents.

Kentucky's No. 3 ranking and Louisville's No. 4 are the highest combined ranking for the two teams when they have met in the history of the series. The next highest was the opening game of the 1983-84 season when Louisville was No. 6 and UK was No. 2.

Louisville trails Kentucky 14-28 in the intrastate series which dates back to 1913. The teams have split the last four meetings. Kentucky won last year's meeting 78-63 over Louisville in the KFC Yum! Center (12/31/11).

■ **Cards-Cats Ties** -- U of L Coach Rick Pitino coached eight years at Kentucky (1989-97, 219-50 record), including guiding the Wildcats to the 1996 NCAA Championship and a 1997 national runner-up finish. A banner hangs in his honor in Rupp Arena.

□ Kentucky assistant coach Kenny Payne played at Louisville from 1985-89 and totaled 1,083 career points. He was a freshman on the Cardinals' 1986 NCAA Championship team which celebrated its 25th anniversary last season. He averaged 14.5 points, 5.7 rebounds and shot 50.8 percent from the field as a senior. He had 10 points and five rebounds against UK his junior year (12/12/87) and totaled 16 points and five rebounds as a senior (12/31/88).

□ U of L equipment manager Vinny Tatum was a student manager at UK under Pitino for four years (1990-93).

■ **12-1 Start for Cards** — Louisville has produced a 12-1 record after 13 games for the third time in U of L Coach Rick Pitino's 11 seasons with the Cards. U of L's best start under Pitino was 18-1 in the 2002-03 season. The Cardinals last opened with a 12-1 record in 2003-04 when they started with a 16-1 mark. U of L was 11-2 after 13 games last season en route to a 25-10 mark and an NCAA Tournament appearance.

Before falling to Georgetown in its last game, UofL's 12-0 record was its best since the 1974-75 team began 13-0. The school record for victories to open a season is 13, achieved in 1960-61, 1966-67, and 1974-75.

■ **Academic Performance at All-Time High** -- While the University of Louisville men's basketball team is off to a good start on the court, the Cardinals have excelled in the classroom as well. Grades for the 2011 UofL Fall Semester show 14 of the Cardinals' 17 players achieved a 3.0 or better grade point average, the most in its program history. The team produced a combined 3.16 GPA for the semester, the highest ever for the Cardinals. Ten players have an overall GPA of 3.0 or better.

The academic achievement is not new to the Cardinals. UofL's men's basketball team earned the 2010-11 BIG EAST Conference Team Academic Excellence Award, which recognizes the highest collective grade-point averages in each of the conference's 26 sports. The men's basketball team has hovered around a collective 3.0 GPA for seven straight semesters.

"With all of the obligations our guys have to basketball and other matters, they're giving incredible academic effort," said UofL Head Men's Basketball Coach Rick Pitino. "It's a great achievement and I'm really proud of them. (Director of Academic Services) Anthony Wright is one of the best that has ever worked with our players and I'm really proud of his efforts as well."

■ **New Year's Hoops** — The Cardinals have played a game on New Year's Eve on nine previous occasions in its history, compiling a 3-6 record in those contests. Kentucky was the opponent in three of them, with the Wildcats winning two of the three.

### Louisville - Kentucky Series History

Overall	UL trails 14-28
Last Meeting	1/31/10
Result	UK 78, UL 63
Current Streak	UK 2
At Louisville	6-12
At Lexington	6-14
At Neutral Sites	2-2
Rick Pitino vs. UK	4-6

### Last Game

Georgetown 71, Louisville 68  
Dec. 28, 2011 -- KFC YUM! CENTER

#### Louisville 68

Player	min	FG	3FG	FT	Reb	Ast	TO	BL	ST	PF	TP
Kuric	40	5-13	5-12	2-2	4	1	0	1	1	3	17
Behanan	32	4-8	0-1	0-0	8	0	1	1	3	1	8
Dieng	26	3-8	0-0	1-3	8	3	1	2	2	5	7
Siva	36	5-10	0-1	5-6	3	6	2	1	5	2	15
C. Smith	23	1-5	1-3	1-3	1	3	0	0	0	2	4
R. Smith	24	6-13	2-7	0-0	3	2	3	0	2	4	14
Buckles	15	1-3	0-0	0-1	3	0	1	0	0	2	2
Swopshire	3	0-0	0-0	1-2	0	0	1	0	0	1	1
Ware	1	0-0	0-0	0-0	0	0	0	0	0	0	0
Team					2					1	
Totals	200	25-60	8-24	10-17	32	15	9	5	13	21	68

Total FG% 1st H: 13-29 44.8% 2nd H: 12-31 38.7% Game: 41.7%  
3-Pt. FG% 1st H: 4-13 30.8% 2nd H: 4-11 36.4% Game: 33.3%  
FThrow % 1st H: 5- 9 55.6% 2nd H: 5- 8 62.5% Game: 58.8%

#### Georgetown 71

Player	min	FG	3FG	FT	Reb	Ast	TO	BL	ST	PF	TP
Thompson	31	4-10	2-2	0-0	5	1	4	0	1	1	10
Lubick	12	1-2	0-1	0-0	0	1	1	0	0	3	2
Sims	26	2-8	0-0	3-4	3	4	3	0	0	3	7
Starks	29	7-8	4-4	2-2	3	0	3	0	0	1	20
Clark	30	2-8	0-1	3-5	5	1	1	2	0	3	7
Whittington	11	0-1	0-0	0-0	2	1	0	0	1	2	0
Hopkins	8	0-2	0-0	202	2	1	0	0	0	0	2
Porter	32	5-6	0-1	4-6	14	1	4	0	2	1	14
Trawick	21	2-3	1-2	4-5	2	1	0	0	0	4	9
Team					2						
Totals	200	23-48	7-11	18-24	38	11	16	2	4	18	71

Total FG% 1st H: 10-23 43.5% 2nd H: 13-25 52.0% Game: 47.9%  
3-Pt. FG% 1st H: 2- 5 40.0% 2nd H: 5- 6 83.3% Game: 63.6%  
FThrow % 1st H: 10-13 76.9% 2nd H: 8-11 72.7% Game: 75.0%

Score by Periods	1st	2nd	Total	Attendance:
Georgetown	32	39	71	22,517
Louisville	35	33	68	Ties: 5
				Lead Changes: 10

**Note:** Louisville is No. 11 in the Sagarin Ratings and No. 18 in the ratings percentage index (RPI) through games of Dec. 28.

■ **Cards Have Won Three of Last Four League Openers** — Louisville dropped its BIG EAST Conference opening game for the first time in four years after falling 68-71 to Georgetown on Wednesday. The Cardinals had lost four straight league openers before winning three straight, then falling to Georgetown. Whatever the start, the Cards went on to win or finish second in the BIG EAST in three of the past five seasons.

■ **Success at Home** -- Louisville has a 30-3 record in the KFC Yum! Center in its second year in the massive facility. Before falling to Georgetown on Dec. 28, the Cardinals had a 20-game win streak, UofL's longest in 28 years and it was tied for the sixth-longest in school history.

■ **Thieving Siva** -- Peyton Siva recorded his fifth career five-steal game against Georgetown. He has 10 career games with four or more steals, 17 with three or more, and 35 with at least two. He is fifth in the BIG EAST in steals (1.9).

#### Peyton Siva five-steal games

7 vs. St. John's, 1/19/11  
6 vs. Connecticut, 2/18/11  
5 vs. Georgetown, 12/28/11  
5 vs. Long Beach State, 11/28/11  
5 vs. Morgan State, 12/27/10

### Best U of L Starts Under Rick Pitino

2002-03 ... 18-1  
2003-04 ... 16-1  
2011-12 ... 12-1

**Series vs. Kentucky**

■ Louisville trails Kentucky 14-28 in the intrastate series which dates back to 1913.  
 ■ The teams have split the last four meetings. The Wildcats hold a 19-10 advantage since the series resumed in 1983. Current U of L Coach Rick Pitino had a 6-2 record as the Wildcats head coach in games against Louisville.  
 ■ The two teams had not met in regular season play for 62 years before the current series was renewed in 1983; the rivals have met all 29 seasons since.

■ In last year's meeting, Brandon Knight scored 25 points and Josh Harrellson added 22 points and 14 rebounds to lead Kentucky to a 78-63 victory over Louisville in the KFC Yum! Center (12/31/11). Preston Knowles had 22 points to lead the Cardinals, which had lost top rebounder Rakeem Buckles the previous day with a broken finger. Both teams shot an impressive 68.2 percent in the second half (15-of-22).

■ On the last game played in Lexington, Demarcus Cousins scored 18 points and grabbed 18 rebounds to lead Kentucky to a 71-62 victory over Louisville in Lexington (1/2/10). Jerry Smith and Edgar Sosa had 11 points apiece to lead UofL, which hit just one of their first 19 shots in the game. John Wall and Patrick Patterson added 17 each for UK.

■ The two teams have met in NCAA Tournament competition on four occasions, with each team winning two of those games. The most recent was a 72-67 Kentucky victory in the 1984 NCAA Mideast Regional semifinal in Lexington (3-22-84). U of L won 80-68 in overtime in the 1983 Mideast Regional championship in Knoxville, Tenn. in a game labeled as the first "Dream Game."

■ U of L has a collective 79-60 all-time record against current members of the SEC and trail only two of the 12 teams in all-time series results. Louisville has won 13 of its last 17 games against SEC competition over the last 10 seasons, including six of the last eight. Louisville beat SEC foe Vanderbilt 62-60 in overtime earlier this month (12/2/11).

**Statistical Comparison**

	Kentucky	U of L
Record .....	12-1	12-1
Scoring Average .....	82.5	72.8
Points Allowed .....	59.1	58.0
Scoring Margin .....	+23.5	+14.8
FG Percentage .....	.498	.439
Opp. FG Percentage .....	.352	.371
3-Pt. Percentage .....	.376	.321
FT Percentage .....	.705	.681
Rebound Margin .....	+6.9	+5.8
Turnover Margin .....	+2.0	+3.3

**Last Season vs. Kentucky**

**Kentucky 78, Louisville 63**  
 Dec. 31, 2010 -- KFC Yum! Center

**Louisville 63**

Player	min	FG	3FG	FT	Reb	Ast	TO	BL	ST	PF	TP
C. Smith	33	6-8	1-1	2-5	6	4	3	0	0	3	15
Kuric	37	3-7	1-4	0-0	3	2	2	0	2	4	7
Dieng	12	2-4	0-0	0-0	4	0	1	0	0	1	4
Knowles	37	8-16	6-10	0-0	2	3	3	0	4	2	22
Siva	33	2-9	0-3	2-3	2	4	3	0	2	4	6
Henderson	0+	0-0	0-0	0-0	0	0	0	0	0	0	1
Justice	3	0-0	0-0	0-0	1	0	0	0	0	0	0
Jennings	28	4-6	0-0	1-3	4	1	1	2	1	1	9
R. Smith	5	0-1	0-0	0-0	0	0	0	0	0	0	1
Marra	11	0-3	0-2	0-0	1	0	0	1	0	1	0
Van Treese	1	0-0	0-0	0-0	0	0	0	0	0	0	0
Team											2
Totals	200	25-54	8-20	5-11	25	14	13	3	9	18	63

Total FG% 1st H: 20-32 31.3% 2nd H: 15-22 68.2% Game: 46.3%  
 3-Pt. FG% 1st H: 3-11 27.3% 2nd H: 5- 9 55.6% Game: 40.0%  
 F Throw % 1st H: 1- 4 25.0% 2nd H: 4- 7 57.1% Game: 45.5%

**Kentucky 78**

Player	min	FG	3FG	FT	Reb	Ast	TO	BL	ST	PF	TP
Jones	33	5-11	0-2	2-2	8	5	1	3	1	2	12
Harrellson	37	10-12	1-1	2-3	14	2	1	1	1	3	23
Miller	29	3-6	0-1	1-1	3	0	2	1	0	4	7
Knight	36	7-13	4-6	7-8	3	4	5	0	0	2	25
Liggins	39	1-7	0-4	0-0	4	2	4	2	4	2	2
Hood	1	0-0	0-0	0-0	0	0	0	0	0	0	0
Lamb	23	3-6	1-2	2-2	3	1	0	0	0	2	9
Vargas	2	0-2	0-0	0-0	0	0	0	0	0	0	0
Team											1
Totals	200	29-57	6-16	14-16	36	14	13	7	6	15	78

Total FG% 1st H: 14-35 40.0% 2nd H: 15-22 68.2% Game: 50.9%  
 3-Pt. FG% 1st H: 3-11 27.3% 2nd H: 3- 5 60.0% Game: 37.5%  
 FThrow % 1st H: 4- 4 100% 2nd H: 10-12 83.3% Game: 87.5%

Score by Periods	1st	2nd	Total	Attendance:
Kentucky	35	43	78	22,803
Louisville	24	39	63	Ties: 3
				Lead Changes: 1

**2011-12 University of Kentucky Men's Basketball Roster**

No.	Name	Pos.	Ht.	Wt.	Yr.	Hometown (High School/College)
1	Darius Miller	G	6-8	225	Sr.	Maysville, Ky. (Mason Co.)
3	Terrence Jones	F	6-9	252	So.	Portland, Ore. (Jefferson)
4	Jon Hood	G	6-7	215	Jr.	Madisonville, Ky. (North Hopkins)
5	Jarrod Polson	G	6-2	185	So.	Nicholasville, Ky. (West Jessamine)
10	Twany Beckham	G	6-5	205	Jr.	Louisville, Ky. (Mississippi State)
13	Sam Malone	G	5-11	190	Fr.	Scituate, Mass. (Scituate)
14	Michael Kidd-Gilchrist	F	6-7	232	Fr.	Somerdale, N.J. (St. Patrick's)
20	Doron Lamb	G	6-4	210	So.	Queens, N.Y. (Oak Hill Academy)
23	Anthony Davis	F	6-10	220	Fr.	Chicago, Ill. (Perspectives Charter)
25	Marquis Teague	G	6-2	189	Fr.	Indianapolis, Ind. (Pike)
30	Eloy Vargas	F	6-11	244	Sr.	Mocca, D.R. (Miami-Dade CC)
32	Brian Long	G	5-9	150	Fr.	Dumon, N.J. (River Dell)
33	Kyle Wiltjer	F	6-9	239	Fr.	Portland, Ore. (Jesuit)

**Head Coach:** John Calipari **Asst Coaches:** Orlando Antigua, Kenny Payne, John Robic

■ **Cardinal Comeback Not Enough** — Louisville trailed Georgetown by 11 points -- its largest second half deficit of the season -- with 4:23 remaining (52-63) and fought back to tie the score at 63-63 with 2:02 to go. UofL could not complete the comeback for victory however, as the Hoyas went on to win 68-71. Louisville had recovered to win on three other occasions this season after trailing by eight or more.

■ **Successful Athletic Year for Cards** — Louisville has enjoyed significant success this year with many of its athletic teams. Four of the Cardinals' fall sports teams participated in NCAA postseason competition. UofL's football team, which won five of its last seven games and fell to North Carolina State in the 2011 Belk Bowl in Charlotte, N.C. on Dec. 27. The Cardinals' men's soccer team reached the NCAA national quarterfinals. The Cards' volleyball team advanced to the second round and the and women's soccer team reached the round of 16 of the NCAA Tournament. UofL has won three BIG EAST Championships this season: women's soccer, volleyball and football. The Louisville men's (11th) and women's (19th) swimming and diving teams are both ranked among the nation's top 25. Louisville's women's basketball team is ranked 13th and 14th nationally. Louisville is currently ninth nationally in the Learfield Sports Director's Cup standings, which tracks total athletic program success.

**Series vs. Kentucky**

(Won 14, Lost 28)

Date	UL	UK	Date	UL	UK
Feb. 15, 1913 (A) ...	10	34	Jan. 1, 1995 (H) ...	88	86
Feb. 7, 1914 (A) ...	17	22	Dec. 23, 1995 (A) ...	66	89
Mar. 3, 1914 (H) ...	13	26	Dec. 31, 1996 (H) ...	54	74
Jan. 23, 1915 (A) ...	14	18	Dec. 27, 1997 (A) ...	79	76
Feb. 27, 1915 (H) ...	26	15	Dec. 26, 1998 (H) ...	83	74
Feb. 12, 1916 (A) ...	26	22	Dec. 18, 1999 (A) ...	46	76
Feb. 22, 1916 (H) ...	24	32	Jan. 2, 2001 (H) ...	62	64
Jan. 17, 1922 (H) ...	14	38	Dec. 29, 2001 (A) ...	62	82
Jan. 21, 1922 (A) ...	22	29	Dec. 28, 2002 (H) ...	81	63
Mar. 27, 1948 (N)* .	57	91	Dec. 27, 2003 (A) ...	65	56
Mar. 20, 1951 (N)**	68	79	Dec. 18, 2004 (H) ...	58	60
Mar. 13, 1959 (N)+ .	76	61	Dec. 17, 2005 (A) ...	61	73
Mar. 26, 1983 (N)			Dec. 16, 2006 (H) ...	49	61
(OT)@ .....	80	68	Jan. 5, 2008 (A) ...	89	75
Nov. 26, 1983 (A) ...	44	65	Jan. 3, 2009 (H) ...	74	71
Mar. 22, 1984 (A)^ .	67	72	Jan. 2, 2010 (A) ...	62	71
Dec. 15, 1984 (H) ...	71	64	Jan. 31, 2010 (H) ...	63	78
Dec. 28, 1985 (A) ...	64	69			
Dec. 27, 1986 (H) ...	51	85	* Olympic Trials (New York, NY)		
Dec. 12, 1987 (A) ...	75	76	**NCAA Eastern Region (Raleigh, NC)		
Dec. 31, 1988 (H) ...	97	75	+NCAA Midwest Region (Evanston, IL)		
Dec. 30, 1989 (A) ...	86	79	@NCAA Mideast Region (Knoxville, TN)		
Dec. 29, 1990 (H) ...	85	93	^NCAA Mideast Region (Lexington, KY)		
Dec. 28, 1991 (A) ...	89	103			
Dec. 12, 1992 (H) ...	68	88			
Nov. 27, 1993 (A) ..	70	78			

■ **Siva on Prestigious Lists** -- U of L guard Peyton Siva was named to the 2011-12 John R. Wooden Award Preseason Top 50 List, which is comprised of student-athletes who, based on last year's individual performance and team records, are the early frontrunners for the honor. He was also on the preseason watch list for the Naismith Award, presented to the nation's player of the year.

■ **Smith Explodes vs. Memphis** — Russ Smith produced a career-high 24 points and seven steals as Louisville won the Basketball Hall of Fame Shootout with a 95-87 victory over Memphis. In his third career start, Smith's scoring total was double his previous career high and his seven steals tied for the fourth most ever in a game for Louisville. Through 12 games this year, he has more than tripled his scoring output from all of last season. He was named BIG EAST Player of the Week for Dec. 12-18.

Smith has 16 steals in his last four games. He is second in the BIG EAST in steals (2.4) and has a steal in all 12 of his appearances this year, including nine with at least two (five straight). Smith has 42 steals in 339 career minutes, equating to an average of 4.96 per 40 minutes on the floor. He has a steal in 23 of 29 career games.

**Louisville Single-Game Steal Leaders**

1. 10 - Tick Rogers vs. Western Carolina - 12.5.94
2. 9 - Alvin Sims vs. VCU - 11.25.95
2. 9 - Darrell Griffith vs. Chattanooga - 12.5.79
4. 7 - **Russ Smith vs. Memphis - 12.17.11**
4. 7 - Peyton Siva vs. St. John's - 1.19.11
4. 7 - Terrence Williams vs. Syracuse - 3.14.09
4. 7 - Edgar Sosa vs. Sacramento State - 12.2.06
4. 7 - Alvin Sims vs. Michigan State - 12.2.95
4. 7 - Jason Osborne at Tulane - 1.21.95
4. 7 - LaBradford Smith vs. Houston - 2.6.88
4. 7 - Lancaster Gordon vs. Tulane - 2.4.81
4. 7 - Darrell Griffith vs. Florida State - 2.24.80

■ **Scoring Up** — Louisville has scored 40 or more points in the first half in four of the last eight games, including when the Cardinals scored a season-high 95 points for the game vs. Memphis. UofL has won 18 straight games when scoring 80 or more points and are 113-7 over the last 11 seasons under Coach Pitino when scoring at least 80. Scoring for UofL has been balanced with six players averaging at least 8.7 points. Seven Cardinals scored in double figures vs. Memphis, the first time UofL accomplished that feat since the opening game of the 2007-08 season vs. Hartford.

■ **Cards Clutch at the Line** -- While the Cardinals are connecting on 68.1 percent from the free throw line this season, they have generally made them when it has counted. Louisville has had nine games this year in which its opponent either led or was within eight at some point in the second half. UofL has performed well down the stretch to win or ice the game, burying a collective 77-of-94 free throws (.819):

Opp	Situation	Subsequent free throws	Final score
Lamar	Up 57-46, 3:05 left	7-for-7	W 68-48
Butler	Up 29-28, start 2nd half	10-for-10	W 69-53
Ohio	Down 46-51, 3:00 left	6-for-6	W 59-54
Long Beach St.	Up 58-52, 8:17 left	10-for-10	W 79-66
Vanderbilt	Down 34-43, 8:49 left in reg.	6-for-7	W (ot) 62-60
Memphis	Down 55-58, 11:00 left	13-of-16	W 95-87
C of Charleston	Down 33-37, start 2nd half	4-of-10	W 69-62
Western Ky.	Down 39-47, 12:10 left	16-of-20	W 70-60
Georgetown	Up 35-32, start of 2nd half	5-of-8	L 68-71

■ **Defensive Gems** — U of L has opened the season with many good defensive performances, limiting its opponents to 60 or fewer points in nine of its 13 outings. The Cardinals are allowing just 58.0 points per game, 15th best in the nation through games of Dec. 18. U of L is 19th in the nation in scoring margin (+14.8).

Louisville has allowed 60 points or fewer in 13 of its last 18 home games dating back to last season. Louisville held its first five opponents of the season to fewer than 55 points for the first time since a 12-game stretch from Dec. 18, 1946 to Feb. 2, 1946.

Louisville held Arkansas State to just 27 points, the lowest for a UofL foe in 64 years - since beating Georgetown College 20-13 on Feb. 4, 1947. The 12 first-half points by Arkansas State were the fewest in the first half by a UofL opponent since 1972-73 (complete box scores are unavailable prior to that date). The Red Wolves went scoreless for a stretch of 9:21 in the first half during a 16-0 Louisville run.

Louisville held Lamar without a field goal for the game's first 5:09. Lamar missed its first nine shots, made one of its first 18, and two of its first 27 field goal attempts. Lamar returned four starters from last year's team which was fifth nationally in scoring, averaging 82.1 points per game.

Opponents are averaging only 59.8 points per outing in 33 games at the KFC Yum! Center, including 58.4 this season. Louisville has ranked among the nation's top 35 in field goal percentage defense in eight of the past 10 years, including this season's .363 percentage which ranks sixth nationally.

**U of L National Ranking in Field Goal Percentage Defense**

2002-03	31st
2003-04	2nd
2004-05	8th
2005-06	49th
2006-07	25th
2007-08	8th
2008-09	22nd
2009-10	161st
2010-11	12th
2011-12	6th

■ **Cardinal Spurts** — Over its first 13 games of the season, Louisville has produced 15 runs of 8-0 or better. The Cards forced their opponents into 28 scoring droughts of three minutes or more. The Cardinals longest unanswered scoring run of the season was a 16-0 stretch against Arkansas State when U of L held the Red Wolves scoreless for over nine minutes in the first half.

■ **Generous Siva** — Junior guard Peyton Siva relishes his role as the Cardinals' playmaker. He has handed out nine assists in two of his last four games and has five or more assists in 14 in his last 16 games. He handed out nine assists on three occasions this season, one below his career high and one of six times in his career he has handed out as many. He is fourth in the BIG EAST in assists (6.4 per game), 14th in assists-to-turnovers ratio (1.79) and ninth in free throw percentage (.818). He ranks 10th in the nation in assists.

**Peyton Siva Top Assist Performances**

Asst.	Opponent	Date
10	St. John's	1-19-11
10	DePaul	2-5-11
9	<b>Memphis</b>	<b>12-17-11</b>
9	<b>Fairleigh Dickinson</b>	<b>12-10-11</b>
9	<b>UT Martin</b>	<b>11-11-11</b>
9	Marquette	3-10-11

**Louisville in NCAA Statistics**

Nat'l. Rank	Category	(through Dec. 18) Stats
6	FG Percentage Defense	.371
15	Scoring Defense	58.0
19	Scoring Margin	+14.8
34	Steals	9.6
37	Rebound Margin	+5.8
51	Turnover Margin	+3.3
54	Blocked Shots Per Game	4.8
65	Assists	14.4

**Louisville Career Double-Doubles**

<b>Rakeem Buckles (3)</b>			
<b>Opponent</b>	<b>Date</b>	<b>Stats</b>	
Butler (H)	11/16/10	17 pts., 11 reb.	
South Alabama (H)	12/04/10	12 pts., 10 reb.	
UNLV (A)	11/28/09	10 pts., 11 reb.	
<b>Gorgui Dieng (7)</b>			
Western Kentucky	12/23/11	13 pts., 15 reb.	
C of Charleston (H)	12/20/11	14 pts., 12 reb.	
Memphis (H)	12/17/11	14 pts., 14 reb.	
Fair. Dickinson (H)	12/10/11	14 pts., 12 reb.	
IUPUI (H)	12/7/11	18 pts., 12 reb.	
Ohio (H)	11/25/11	10 pts., 16 reb.	
Connecticut (H)	2/18/11	13 pts., 12 reb.	
<b>Chane Behanan (3)</b>			
Vanderbilt (H)	12/3/11	14 pts., 10 reb.	
Lamar (H)	11/13/11	10 pts., 13 reb.	
UT Martin (H)	11/11/11	14 pts., 12 reb.	
<b>Peyton Siva (1)</b>			
St. John's (H)	1/19/11	10 pts., 10 asst.	
<b>Stephan Van Treese (1)</b>			
USF(A)	1/9/11	12 pts., 14 reb.	

■ **Cards on the Sidelines** — The Cardinals have had some unfortunate health and eligibility issues in the early stages of this season. Junior forward Rakeem Buckles, who has been recovering from a torn ACL in right knee on Feb. 27, saw his first game action against IUPUI on Dec. 7. He participated in his first individual instruction session on Nov. 9, started practice on Nov. 24 and has played in five games. Elisha Justice suffered a broken nose on Nov. 27 and missed four games before returning to play against Memphis on Dec. 17. Peyton Siva suffered a concussion in the Cards' first exhibition game vs. Pikeville and was out from Oct. 27 - Nov. 8. Siva returned to play vs. UT Martin, but sprained his left ankle in practice on Nov. 14 and missed two games.

Stephan Van Treese, who had missed all of practice with a left patellar tendon strain, had his first individual workout on Nov. 14 and saw his first action of the year at Butler. He reinjured the knee on Nov. 26 and is out indefinitely. Mike Marra suffered a torn ACL in his left knee against Lamar on Nov. 13 and will miss the remainder of the season. He had surgery Nov. 29 and normal recovery time is 9-12 months. Marra had made it back on the court after being out from Oct. 25 through Nov. 9 with back problems. Injuries have kept other Cardinals out for short periods as well.

Freshman Wayne Blackshear had been awaiting clearance on his freshman eligibility requirements and was not able to practice with the Cardinals until Oct. 24, then suffered a shoulder injury on Oct 28 and is out indefinitely. He had surgery on Nov. 1 to repair the shoulder damage and may have an opportunity to return this season. Signee Kevin Ware did not meet freshmen eligibility requirements, but continued to work on his standing while not enrolled at U of L and became eligible for the 2012 spring semester. He joined the Cardinals on Dec. 14 and played vs. Memphis on Dec. 17.

■ **Success vs. Top 25 Foes** -- With its loss No. 12 Georgetown on Dec. 28, the Cardinals have won five of its last seven against ranked opponents. UofL has been victorious the last five times they have faced an AP top-five opponent. Louisville has a 23-15 record against Top 25 teams over the last four years, including a 19-12 record during the regular season (1-1 this year, 7-5 vs. ranked teams last year). UofL has also won 12 of its last 21 games when facing Top 10 teams, spanning the last five years.

■ **Cards Faced Three of the 2011 NCAA Final Four teams** -- Louisville faced three of the four teams in the 2011 NCAA Final Four, producing a 3-2 record during the season against those teams. The Cardinals beat national champion Connecticut twice in three meetings, defeated national runner-up Butler in their opener, and fell to Kentucky. U of L plays all three again in 2011-12. U of L played 18 of its 34 games prior to the NCAA Tournament against teams that participated in the NCAA Tournament, compiling an 11-7 mark against those foes. UofL posted a 5-2 record last season against teams seeded 1-3.

■ **Don't Count the Cards Out** -- Louisville battled back from at least a seven-point deficit to win on nine occasions during the 2010-11 season. UofL recovered from a 14-point halftime deficit to defeat Notre Dame 83-77 in overtime in the semifinals of the BIG EAST Conference Championship in New York on March 11. The Cardinals used a key 13-0 run over 8:20 in the second half against West Virginia to erase a 12-point deficit to win 55-54 on Jan. 26. One of the most improbable recoveries was when the Cardinals beat Marquette 71-70 on Jan. 15 after U of L had trailed by 18 with 5:44 to play. UofL was down nine at UConn with 7:45 remaining on Jan. 29 before winning in double overtime.

■ **Cards Started in the Bahamas** — Louisville began its trek for the 2011-12 season on July 16 with the first of 10 practices prior to its foreign trip to the Bahamas on Aug. 8-14. In addition to an intrasquad scrimmage on the island, U of L defeated the Commonwealth Giants -- which won the professional championship in the Bahamas the last two seasons -- 115-54 as Chane Behanan scored 16 points to lead eight Cardinals in double figures. Russ Smith scored 22 points to lead the Cards to a 113-58 victory over the Real Deal Shockers -- last season's pro league runner up -- in another game for UofL in Nassau, Bahamas.

■ **Champion Cardinals** — Three Cardinals won state championships at the high school level. Peyton Siva led Franklin High School to the 2009 Washington 3A State Championship as a senior and Franklin also won the 4A state title his freshman year in 2006. Rakeem Buckles won a pair of Florida 4A State Championships as a sophomore and junior at Monsignor Pace High School (2007, 2008). Elisha Justice was the Most Valuable Player for the 2010 Kentucky State Championship, which his Shelby Valley High School team won.

■ **Trends** — U of L is 113-7 over the last 11 seasons under Coach Rick Pitino when scoring 80 or more points (4-0 this season, 12-0 in 2010-11) ... Over the past 11 years under Pitino, Louisville is 90-6 when shooting 50 percent or better from the field (3-0 this season, 6-0 in 2010-11) ... U of L is 199-33 when holding its opponent below 70 points over the past 11 years under Pitino (11-0 this season, 17-5 in 2010-11).

## '11-12 NATIONAL RANKINGS

### Associated Press (Dec. 26)

1	Syracuse
2	Ohio State
3	Kentucky
4	<b>Louisville</b>
5	North Carolina
6	Baylor
7	Duke
8	Missouri
9	Connecticut
10	Florida
11	Wisconsin
12	Georgetown
13	Indiana
14	Marquette
15	Mississippi St.
16	Michigan State
17	Kansas
18	Michigan
19	UNLV
20	Murray State
21	Creighton
22	Pittsburgh
23	Virginia
24	Harvard
25	San Diego St.

### ESPN/USA Today (Dec. 26)

1	Syracuse
2	Ohio State
3	Kentucky
4	<b>Louisville</b>
5	Duke
6	North Carolina
7	Baylor
8	Missouri
9	Connecticut
10	Florida
11	Wisconsin
12	Georgetown
13	Marquette
14	Mississippi St.
15	Indiana
16	Michigan
17	Michigan State
18	Kansas
19	Creighton
20	UNLV
21	Murray State
22	Pittsburgh
23	Harvard
24	Virginia
25	Kansas

Other U of L opponents receiving votes:  
AP: none. ESPN/USAT: West Virginia

UofL is 7th in the CBSSports.com Dec. 26 rankings

### Louisville in the Polls

Date	AP	ESPN/ USAT	Date	AP	ESPN/ USAT
Preseason	9	8	Dec. 5	5	4
Nov. 14	8	7	Dec. 12	4	4
Nov. 21	7	7	Dec. 19	4	4
Nov. 28	6	6	Dec. 26	4	4

### ■ Cards Sixth All-Time in the Polls

— Louisville's initial appearance in the Associated Press poll on Dec. 6, 2010 marked the 500th occasion the Cards have been ranked in the AP poll, sixth most all-time (518 now). U of L was ranked ninth in the preseason poll.

■ **Dieng Named to BIG EAST Honor Roll** — UofL sophomore center Gorgui Dieng was selected to the BIG EAST Honor Roll for games Dec. 4-11. Dieng produced a pair of double-doubles in averaging 16 points and 12 rebounds while shooting 86.7 percent from the field (13-of-15) in two victories for the week. He had 12 rebounds and a career-high 18 points against IUPUI while connecting on 8-of-8 field goals, the best effort for a UofL player in eight years. He had 14 points and 12 rebounds in just 22 minutes against Fairleigh Dickinson, his fourth career double-double.

■ **Cards Feature A Pair of Kings** — U of L's basketball team has a pair of "kings" on its roster. Junior guard Peyton Siva was crowned U of L's 2011 Homecoming King on Oct. 29, 2011 at halftime of the Cardinals' homecoming football game against Syracuse. Senior forward Kyle Kuric received the similar honor last year and presented Siva with the recognition this year. Kuric serves as a student body representative on the U of L Athletic Association Board of Directors, the governing body for the Cardinals' athletic department.

■ **Exceeding Expectations Last Season** — Tied for third in arguably the toughest conference in the nation in 2010-11, the Cardinals were picked eighth in the league and did not receive a single vote in the AP preseason poll. Despite having 10 players who missed games with injuries last year, the Cardinals earned their ninth straight season with 20 wins. Louisville opened the season with no regular starters from the previous season and returning Cardinals started just 14 collective BIG EAST games in 2009-10, the lowest total in the league. Louisville defeated seven Top 25 teams and rose to as high as 11th in both the AP and ESPN/USA Today poll. Louisville was the only school in the nation to defeat three top-five squads in 2010-11 and has an active winning streak of five games over AP top five schools.

■ **Cards Chosen Third in BIG EAST Preseason Poll** — U of L was chosen to finish third in the 2011-12 BIG EAST Conference in a preseason poll of league coaches. Defending NCAA Champion UConn and Syracuse were tied as the choice to win the league. UofL guard Peyton Siva was selected to the preseason all-conference second team. In league play, each school plays 18 games, playing three teams twice. The Cards' three mirror games are against Syracuse, Pittsburgh and DePaul.

**2011-12 BIG EAST Coaches' Poll**

- |                      |                |
|----------------------|----------------|
| 1. Connecticut       | 9. Notre Dame  |
| Syracuse             | 10. Georgetown |
| <b>3. Louisville</b> | 11. Rutgers    |
| 4. Pittsburgh        | 12. St. John's |
| 5. Cincinnati        | 13. Seton Hall |
| 6. Marquette         | 14. USF        |
| 7. West Virginia     | 15. Providence |
| 8. Villanova         | 16. DePaul     |

■ **Single Game Tickets Available** -- A limited number of single-game tickets for University of Louisville's home men's basketball games in the KFC Yum! Center are on sale. The tickets are \$35 each

Tickets may be purchased with no service fees by visiting either of the two U of L ticket offices, located near Gate 2 of Papa John's Cardinal Stadium adjacent to Floyd Street or on the third floor of the Swain Student Activities Center, on weekdays from 9 a.m. until 5 p.m. Cardinal fans may also purchase tickets by visiting [www.ticketmaster.com](http://www.ticketmaster.com) online, calling 1-800-745-3000 or by visiting any Ticketmaster Ticket Center, including statewide Kroger locations. For more information, contact the U of L ticket office at (502) 852-5151 or 1-800-633-7105.

■ **High Production Returns** -- While the Cardinals will miss departed starters Preston Knowles (14.6 ppg, 3.9 rpg, 1,023 career points) and F/C Terrence Jennings (9.6 ppg, 5.2 rpg, 65 blocked shots), a large percentage of their total production will return. UofL returns 66 percent of its scoring from the 2010-11 squad (1722 of 2623 points), 73 pct. of its rebounding (924 of 1272), 78 percent of its assists (476 of 608) and 71 percent of the total minutes played (5092 of 7125).

■ **Cards Earn BIG EAST Team Academic Honor** -- UofL's men's basketball team earned the 2010-11 BIG EAST Conference Team Academic Excellence Award, which recognizes the highest collective grade-point averages in each of the conference's 26 sports. The men's basketball team has hovered around a collective 3.0 GPA for seven straight semesters, including a 3.17 GPA for the most recent fall 2011 semester when 14 Cardinals produced at least a 3.0 GPA.

■ **La Poderosa Will Broadcast Six** — Six U of L home men's basketball games will be broadcast this season in Spanish on La Poderosa (WTUV, 620AM/105.7 FM). The one remaining game is Feb. 4 vs. Rutgers. Carlos Lucio and Elvis Martinez call the action for the broadcasts in U of L's effort to reach out to the Hispanic community for the seventh straight year. All of U of L's home football games over the last eight years have also been broadcast in Spanish.

■ **Louisville Unique Accomplishment** — Louisville is the only university in the nation which over the last six years has reached each of the men's and women's Final Four, a BCS bowl game, the College World Series and the Men's Soccer College Cup. Louisville was national runner up in the 2009 Women's Final Four and 2010 Men's Soccer College Cup, won the 2007 Orange Bowl, and participated in the 2005 Men's Final Four and 2007 College World Series.

■ **Cards Second in BIG EAST Wins** -- Since the 2005-06 season when the Cardinals joined the BIG EAST, Louisville is second in league victories with a 71-34 mark during the regular season, behind Pittsburgh (75-30) through Dec. 28.

**BIG EAST CONFERENCE**

(Standings through Dec. 28)

School	Big East	Overall	Streak
Notre Dame	1-0	9-5	W 2
St. John's	1-0	7-5	W 3
Syracuse	1-0	14-0	W 14
Georgetown	1-0	11-1	W 9
West Virginia	1-0	10-3	W 1
Connecticut	1-0	11-1	W 6
Marquette	1-0	11-1	W 1
DePaul	.....	9-3	W 5
Cincinnati	.....	9-3	W 4
Rutgers	.....	7-5	W 3
Villanova	0-1	7-6	L 1
<b>Louisville</b>	<b>0-1</b>	<b>12-1</b>	<b>L 1</b>
Seton Hall	0-1	11-2	L 1
USF	0-1	7-7	L 2
Pittsburgh	0-1	11-3	L 2
Providence	0-1	11-3	L 1

**Upcoming BIG EAST Games**

**Thursday, Dec. 29**

Florida at Rutgers-ESPN2	7:00
Oklahoma at Cincinnati-ESPNU	9:00
Vanderbilt at Marquette-ESPN2	9:00

**Friday, Dec. 30**

West Virginia at Seton Hall-ESPN2	9:00
-----------------------------------	------

**Saturday, Dec. 31**

St. John's at Connecticut	noon
Louisville at Kentucky-CBS	noon
Providence at Georgetown-ESPN2	2:00

**Sunday, Jan. 1**

Rutgers at USF	noon
Villanova at Marquette-ESPNU	1:00
Syracuse at DePaul	5:00
Cincinnati at Pittsburgh	7:00



**Louisville in BIG EAST Statistics**

Team Statistics	Stat	Rank
Scoring Offense	72.8	8
Scoring Defense	58.0	3
Scoring Margin	+14.8	5
FT Percentage	.681	7
FG Percentage	.439	14
FG Pct. Defense	.371	2
3-Pt. Percentage	.321	14
3-Pt. Percentage Defense	.355	15
Rebound Margin	+5.8	6
Blocked Shots	4.8	5
Assists	14.4	9
Steals	9.6	2
Turnover Margin	+3.3	4
Assists-Turnover Ratio	1.02	11
3FG Made	6.1	10

**Scoring**

25. Kyle Kuric	13.5
----------------	------

**Rebounding**

3. Gorgui Dieng	10.0
8. Chane Behanan	8.0

**Assists**

4. Peyton Siva	6.4
----------------	-----

**Blocked Shots**

2. Gorgui Dieng	2.8
-----------------	-----

**Field Goal Percentage**

10. Kyle Kuric	.493
----------------	------

**Steals**

2. Russ Smith	2.4
5. Peyton Siva	2.1
12. Kyle Kuric	1.7

**Free Throw Percentage**

9. Peyton Siva	.818
----------------	------

**3-Point FG Made**

11. Kyle Kuric	1.9
----------------	-----

**Minutes Played**

10. Kyle Kuric	35.5
----------------	------

**Assists-Turnover Ratio**

14. Peyton Siva	1.79
-----------------	------

## 2011-12 Louisville Cardinals Roster



No.	Name	Pos.	Ht.	Wt.	Yr.	Exp.	Hometown (Previous School)
1	Angel Nunez	F	6-7	190	Fr.	HS	Washington Hts., N.Y. (Notre Dame Prep)
2	Russ Smith	G	6-0	160	So.	1L	Briarwood, N.Y. (South Kent School)
3	Peyton Siva	G	6-0	180	Jr.	2L	Seattle, Wash. (Franklin HS)
4	Rakeem Buckles	F	6-7	215	Jr.	2L	Miami, Fla. (Monsignor Pace HS)
5	Chris Smith	G	6-2	195	Sr.	1L	Millstone, N.J. (Manhattan College)
10	Gorgui Dieng	C	6-11	235	So.	1L	Dakar, Senegal (Huntington Prep)
12	Zach Price	C	6-10	235	Fr.	HS	Louisville, Ky. (Jeffersontown HS)
14	Kyle Kuric	G/F	6-4	195	Sr.	3L	Evansville, Ind. (Memorial HS)
15	Tim Henderson	G	6-2	185	So.	1L	Louisville, Ky. (Christian Academy)
21	Jared Swopshire	F	6-8	200	Jr.	2L	St. Louis, Mo. (IMG Academy)
22	Elisha Justice	G	5-10	175	So.	1L	Pikeville, Ky. (Shelby Valley HS)
23	Kevin Ware	G	6-4	185	Fr.	HS	Conyers, Ga. (Rockdale County HS)
24	Chane Behanan	F	6-6	250	Fr.	HS	Cincinnati, Ohio (Bowling Green HS)
25	Wayne Blackshear	G/F	6-5	220	Fr.	HS	Chicago, Ill. (Morgan Park HS)
33	Mike Marra	G	6-5	200	Jr.	2L	Smithfield, R.I. (Northfield Mt. Hermon)
44	Stephan Van Treese	F	6-8	235	Jr.	2L	Indianapolis, Ind. (Lawrence North HS)

**Pronunciation:** Chane (Shane), Kuric (KYERR-ik), Siva (SEE-vah), Marra (MARE-uh), Nunez (NOON-yez), Gorgui Dieng (GOR-gee Jeng), Elisha (ee-LIE-shuh), Stephan (STEE-vun).

**Injuries:** 33 Marra is out for season (knee); 25 Blackshear out indefinitely (shoulder); 44 Van Treese out indefinitely (knee).

■ **Pitino Wins No. 250 With Cards** — U of L Coach Rick Pitino won his 250th coaching victory at Louisville with a 59-54 win over Ohio University on Nov. 25. Pitino's 250th win with the Cards made him the eighth NCAA Division I coach to amass 250 or more wins with one school and 200+ at another (Pitino went 219-50 at Kentucky from 1989-97). Active coaches currently on that list are Connecticut's Jim Calhoun and North Carolina's Roy Williams. Pitino, who has averaged over 24 wins in his 11th season with the Cardinals, gained his 600th career collegiate victory in the Cards' opener this year.

### Pitino's Milestone Victories at UofL

No.	Date	Score
1	11/18/01	Louisville 92, South Alabama 38
50	12/23/03	Louisville 107, VMI 56
100	12/4/05	Louisville 67, Arkansas St. 55
150	12/26/07	Louisville 73, Morehead St. 49
200	3/27/09	Louisville 103, Arizona 64
250	11/25/11	Louisville 59, Ohio University 54

■ **Injuries Hit Cards' Blackshear, Marra** -- U of L freshman Wayne Blackshear suffered a shoulder injury in practice on Oct 28 and will be sidelined for an extended period. Blackshear suffered a torn labrum in his right shoulder and had surgery to repair it on Nov. 1. He has been cleared to begin non-contact drills and could be back on the court as soon as late January. A 6-5 McDonald's High School All-American from Chicago, Blackshear had just been cleared by the NCAA initial eligibility center to participate as a freshman on Oct. 24. He had suffered an injury to his left shoulder as he closed out his high school career, had surgery to repair it, and had spent the summer rehabilitating that shoulder. He averaged 32.6 points, 14.6 rebounds, 5.6 assists and 3.7 steals as a senior for Morgan Park High School last season.

Mike Marra suffered a torn ACL in his left knee against Lamar on Nov. 13 and will miss the remainder of the season. He will have surgery soon to repair the damage and normal recovery time is 9-12 months. Marra had recently made it back on the court after being out from Oct. 25 through Nov. 9 with back problems. One of the Cards' more savvy and dependable players, Marra scored six points in each of Louisville's first two games. He averaged 6.2 points and two assists as a sophomore last season, starting 11 games. He scored in double figures on 11 occasions as a sophomore, including scoring 22 points and burying six three-pointers against Marquette in the BIG EAST Tournament quarterfinals.

■ **Cards Have Been Tough on the Road** — Louisville has the most road victories in BIG EAST Conference play over the last five years (27; three last year, four in '09-10, eight of nine in 2008-09, and six in each of the previous two years; Pittsburgh has 26, including six this year). Overall, the Cardinals have a 31-17 record over the last six years on their opponent's home court. Louisville has won 21 of its last 35 on the road, including six against Top 25 ranked opponents.

## HEAD COACH RICK PITINO

In his 26th season as a collegiate head coach and 11th at Louisville, U of L Coach **Rick Pitino** has compiled a 611-225 overall record (257-97 at U of L). The only coach to take three different



schools to the NCAA Final Four including his 2005 Cardinal team, his .729 winning percentage entering the season ranks him 12th among active coaches and No. 36 all-time. Among active coaches, Pitino (Massachusetts '74) has the seventh-highest winning percentage in NCAA Tournament games (.717 winning percentage, 38-15 record in 16 NCAA tournament appearances). He guided Kentucky to three NCAA Final Four appearances in eight seasons (1989-97), winning the 1996 NCAA Championship and reaching the national title game in 1997. He has also served as head coach at Providence College (1985-87, 1987 Final Four), Boston University (1978-83), Hawaii (last six games in 1975-76) as well as the NBA New York Knicks (1987-89) and Boston Celtics (1997-2001). Pitino has a 4-6 career record vs. Kentucky.

■ **Ear It Pronunciations** -- Trouble with pronunciations? Check out the Ear It pronunciations for the Cardinals' players from the men's basketball roster on [www.UofLsports.com](http://www.UofLsports.com). The links next to player names on the roster are supplied by TheNameEngine.com, an interactive audio service that provides proper audio pronunciations and phonetic spellings.

■ **Cards 18th in All-Time Victories** — Louisville has an all-time 1643-855 record in 98 seasons of intercollegiate basketball. The Cardinals are 18th among all NCAA schools in victories. U of L started playing intercollegiate basketball in 1911-12, but did not field teams in 1916-17, 1922-23 or 1942-43. The Cardinals have produced winning seasons in 64 of the last 67 years, including winning 20 or more games in the last nine straight seasons.

### U of L Statistical Comparison

	Wins	Losses	Home	Away
Record .....	12-0	0-1	11-1	1-0
Scoring Average .....	73.2	68.0	73.1	69.0
Points Allowed .....	56.9	71.0	58.4	53.0
Scoring Margin .....	+16.3	-3.0	+14.7	+16.0
FG Percentage .....	.441	.417	.434	.511
Opp. FG Percentage .....	.363	.479	.370	.391
3-Pt. Percentage .....	.320	.333	.325	.278
FT Percentage .....	.687	.588	.680	.696
Rebound Margin .....	+6.8	-6.0	+5.8	+6.0
Turnover Margin .....	+3.0	+7.0	+3.6	0.0

■ **Pitino Reaches 600 Victories** — U of L Coach Rick Pitino gained his 600th collegiate coaching win with an 83-48 victory over UT Martin in the Cardinals' opening game on Nov. 11. His 611-225 record in his 26+ seasons of collegiate coaching ranks him 12th among active coaches in winning percentage (.731).

A total of 39 Division I coaches have reached 600 wins in a career, including 11 active coaches. Pitino is only the sixth active coach with 600 career victories and a winning percentage of .725 or better. Ben Braun of Rice (584 wins entering the season), and Bobby Cremins of the College of Charleston (567) also have a chance to add their names to the list of 600-win coaches in 2011-12. Louisville is just the third NCAA school to have two coaches reach the plateau while at the institution (other UofL coach is Denny Crum), joining North Carolina (Dean Smith, Roy Williams) and Oklahoma State (Henry Iba, Eddie Sutton) in that distinction.

In a discussion just before the season, it was discovered that Pitino had a few additions to his career record. As an assistant coach in his second year at Hawaii during the 1975-76 season, Pitino coached the Rainbows for the final six games of the season after the head coach was relieved of his duties. Hawaii won two of those contests. The 2-4 record had not been previously included on his career coaching record and is not reflected in the Cardinals' current media guide.

**Fastest Coaches to 600 Wins**

Rk.	Name, School	G	W	L	Pct.	Yr./Season
1.	Adolph Rupp, Kentucky	704	600	104	.852	27th 1959
2.	Jerry Tarkanian, Long Beach St. & UNLV	720	600	120	.833	24th 1992
3.	Roy Williams, Kansas & North Carolina	739	600	139	.812	22nd 2010
4.	John Wooden, Indiana St. & UCLA	755	600	155	.795	27th 1973
5.	Dean Smith, North Carolina	773	600	173	.776	26th 1987
6.	Henry Iba, Northwest Mo. St., Colorado & Oklahoma St.	775	600	175	.774	29th 1958
7.	Phog Allen, Baker, Haskell, Central Mo. & Kansas	780	600	180	.769	41st 1947
8.	Ed Diddle, Western Kentucky	790	600	190	.759	32nd 1954
9.	Jim Boeheim, Syracuse	807	600	207	.743	25th 2001
10.	Bob Knight, Army & Indiana	812	600	212	.739	27th 1993
10.	Bob Huggins, Walsh, Akron, Cincinnati, Kansas St. & West Virginia	812	600	212	.739	26th 2008
12.	Lute Olson, Long Beach St., Iowa, Arizona	815	600	215	.736	27th 2000
13.	John Chaney, Cheyney & Temple	816	600	216	.735	27th 1999
14.	Mike Krzyzewski, Army & Duke	823	600	223	.729	26th 2001
15.	<b>Rick Pitino, Hawaii, Boston U., Providence, Kentucky, Louisville</b>	<b>824</b>	<b>600</b>	<b>224</b>	<b>.728</b>	<b>27th 2011</b>
16.	Denny Crum, Louisville	825	600	225	.727	26th 1997

■ **Pitino 600 Wins at Five Schools** -- U of L Coach Rick Pitino is just the second coach to have wins at five different Division I schools among his first 600 victories.

The other is the recently retired Tom Penders, who coached for 36 years at seven different schools, including six at the Division I level (Columbia, Fordham, Rhode Island, Texas, George Washington and Houston).

■ **More 600** -- Pitino is the fourth active BIG EAST coach with 600 wins, the most for any conference ... Pitino is the 11th coach to win 600 games in 27 or fewer seasons ... Pitino is the fourth coach to earn his 600th win in a season opener, joining Phog Allen (1946-47), Jerry Tarkanian (1991-92), and Jim Calhoun (2001-02).

■ **Returning Starters** -- Louisville returns 11 lettermen and three starters -- forward Kyle Kuric and guards Peyton Siva and Chris Smith -- from its successful 2010-11 team. Forward Jared Swopshire, who started for the Cardinals as a sophomore but missed last season with a groin injury, is also back. In addition, four additional players started 43 games a year ago, including double-figure starts from four different players: Stephan Van Treese (12 starts), Mike Marra (11), Gorgui Dieng (10) and Rakeem Buckles (10). It's quite a change from last season when U of L opened the season without a returning regular starter in its lineup.

School	First yr.	Last yr.	W	L	Pct.
Hawaii	1975-76	1975-76	2	4	.333
Boston U.	1978-79	1982-83	91	51	.641
Providence	1985-86	1986-87	42	23	.646
Kentucky	1989-90	1996-97	219	50	.814
Louisville	2001-02	Present	257	97	.726
<b>Total</b>			<b>611</b>	<b>225</b>	<b>.731</b>

**600 wins, .725 career winning percentage (active Division I coaches through Dec. 28)**

Coach, school	Record	Pct.
Mike Krzyzewski, Duke	909-285	.761
Jim Boeheim, Syracuse	870-301	.743
Bob Huggins, West Virginia	701-256	.732
Roy Williams, North Carolina	654-165	.799
Bo Ryan, Wisconsin	637-196	.765
Rick Pitino, Louisville	611-225	.731

**Pitino's Milestone Collegiate Victories**

No.	Date	Score
1	2/28/76	Hawaii 82, Portland 58
100	12/21/86	Providence 93, Howard 84
200	3/22/92	Kentucky 106, Iowa State 98
300	1/20/96	Kentucky 124, TCU 80
400	12/7/03	Louisville 56, Holy Cross 40
500	11/24/07	Louisville 64, Old Dominion 53
600	11/11/11	Louisville 83, UT Martin 48

**Pitino's Milestone Collegiate Games**

No.	Date	Score
100	1/12/82	Boston U. 96, Holy Cross 82
200	2/7/87	Pittsburgh 87, Providence 81
300	3/14/92	Kentucky 80, LSU 74
400	3/10/95	Kentucky 93, Auburn 81
500	1/26/02	Louisville 97, DePaul 67
600	1/9/05	Memphis 85, Louisville 68
700	1/19/08	Seton Hall 92, Louisville 82
800	12/27/10	Louisville 104, Morgan State 74

**Pitino Results at Hawaii, 1975-76**

Date	Opponent	Result
Feb. 9	at Long Beach State	L 65-67
Feb. 16	at San Jose State	L 76-77 (ot)
Feb. 21	UNLV	L 99-114
Feb. 27	Texas-Pan American	L 81-93
Feb. 28	Portland	W 82-58
Mar. 1	Portland	W 65-62 (ot)

■ **Cards Among Nation's Best in Pitino Era**

— Louisville is among 15 programs in the nation that have won at least 70 percent of their games over the last 11 years. Louisville has a .726 winning percentage since U of L Coach Rick Pitino took over the reins of the Cardinal program, 13th best in the nation. Three additional BIG EAST schools are among that group, including Pittsburgh, Connecticut and Syracuse.

**Best Winning Percentage Last 11 Years**

*Louisville is among the top 20 programs in the nation in winning percentage over the last 11 seasons under Pitino. (records through Dec. 28)*

School	2011-12	2001-11	Total	Pct.
Kansas	8-3	300-58	308-61	.834
Duke	10-1	292-61	302-62	.830
Memphis	6-5	280-64	286-69	.806
Gonzaga	10-2	264-67	274-69	.799
Pittsburgh	11-3	273-71	284-74	.793
Connecticut	11-1	257-88	268-89	.751
Florida	10-2	257-89	268-90	.749
Kentucky	12-1	257-89	269-90	.749
Syracuse	14-0	256-92	270-92	.746
Xavier	9-3	248-87	257-90	.741
Texas	9-3	254-92	263-95	.735
Wisconsin	12-2	242-91	254-93	.732
<b>Louisville</b>	<b>12-1</b>	<b>245-96</b>	<b>257-97</b>	<b>.726</b>
North Carolina	11-2	252-98	263-100	.725
Illinois	12-2	244-102	256-104	.711
Michigan State	12-2	245-108	257-110	.700
Marquette	11-1	229-105	240-106	.694
Arizona	9-4	226-107	235-111	.679
Western Ky.	4-9	223-99	227-108	.678
Mississippi State	12-2	220-111	232-113	.672
Oklahoma	9-1	214-109	223-110	.670



■ **Second Season in KFC Yum! Center** -- Louisville is in its second season in the spectacular KFC Yum! Center, located on the banks of the Ohio River in downtown Louisville. The Cardinals had previously played basketball for 54 years in Freedom Hall (1956-2010). The 22,000-seat multi-purpose arena was built at a cost of \$238 million, includes 71 luxury suites, 62 four- or six-seat premium boxes, over 2,000 side-court club seats and four party suites with a seating capacity of 32 each.

U of L's men's and women's teams have permanent locker rooms. There are five additional team locker rooms, two officials locker rooms, five star dressing rooms, a full-function media work room and a full-sized basketball practice court on the event level. The seven levels of the arena (including the upper catwalk) include a collective 721,762 square feet, or roughly the area of 13 football fields.

After passing through the one and a half acre landscaped entry plaza that features a basketball-themed fountain, entering fans can visit the 2,500-square foot U of L adidas store, the 3,000-square foot U of L Hall of Honor, or head to their seats using one of the eight escalators or seven elevators within the building.

Lounge space is abundant within the arena. Four spacious donor rooms are available for Cardinal fans, including three that overlook the Ohio River. The 7,000-square foot main concourse restaurant overlooks the river and a main concourse sports bar has views directly into the arena bowl. Two 4,000-square foot club lounges on the event level, as well as the terrace club and premium box lounges, provide amenities for their respective patrons.

The KFC Yum! Center will serve as the site for the NCAA Men's Basketball Tournament second and third rounds in March 2012 and the NCAA Women's Volleyball Championship in December 2012.



■ **Louisville Host for NCAA Tournament** -- Louisville will serve as the host institution for the NCAA Men's Basketball Tournament second and third rounds on Thursday, March 15 and Saturday, March 17, 2012 at the KFC Yum! Center. It is the first NCAA men's basketball tournament event the Cardinals have hosted since the 1991 NCAA Southeast Regional in Freedom Hall.

Over 18,000 tickets have already been sold for the event. Tickets may be purchased through NCAA.com.

■ **24 Former Pitino Assistants/ Players Became Head Coaches** -- U of L Coach Rick Pitino has had 24 of his former assistants or players rise to a collegiate head coaching position, two of which the Cardinals will face this season (Jan. 28 at Seton Hall, Feb. 23 at Cincinnati). There are eight former assistants as current head coaches, including Mick Cronin at Cincinnati; Scott Davenport at Bellarmine; Billy Donovan at Florida; Steve Masiello at Manhattan, Marvin Menzies at New Mexico State; Herb Sendek at Arizona St.; Kevin Willard at Seton Hall; and Tubby Smith at Minnesota. Pitino has a collective 24-7 record in games against his former assistants (3-0 vs. Ralph Willard; 7-5 vs. Tubby Smith; 6-0 vs. Billy Donovan, 4-2 vs. Mick Cronin, 1-0 vs. Scott Davenport, 1-0 vs. Marvin Menzies, 2-0 vs. Kevin Willard). John Kuester, who was a Pitino assistant at Boston University, is the head coach of the NBA Detroit Pistons. Indiana Pacers head coach Frank Vogel was a student manager for Pitino at Kentucky and his video coordinator with the Celtics.

Five former Pitino players also became collegiate head coaches, four of which are currently active, including Travis Ford of Oklahoma State; John Pelphrey of Arkansas (before his dismissal March 13); Sean Woods of Mississippi Valley State; and Donovan. Including games against both his 24 former assistants and former players who went on to become collegiate head coaches, Pitino is 26-7 (record vs. former players as head coaches: 3-1 vs. Travis Ford, 2-0 vs. John Pelphrey and Donovan).

■ **Kuric Slams Top Dunk** — Kyle Kuric's monster slam in the closing seconds of the first half at Notre Dame last was recognized as the 2011 Papa John's Dunk of the Year. After narrowing the list to eight finalists on the season, Kuric's dunk received 45 percent of the votes in an online fan poll to earn the national title. His first basket of this season was a dunk against UT Martin among his 14 points and he added five rebounds and a game-high three steals.

## Cardinals in the NCAA Tournament

■ Louisville made its 37th NCAA Tournament appearance last year. The Cardinals have reached the NCAA Tournament 28 of the last 35 years (five straight, eight of the last ten, 10 of the last 13 years, 16 of last 20). The Cards have reached the Sweet 16 on 17 occasions, including advancing to the Elite Eight two of the last four seasons. Louisville is tied for sixth in tournament wins (60) and is fifth in NCAA Tournament appearances (37). U of L has a 60-39 overall NCAA Tournament record, reaching the Final Four eight times.

■ Only four teams -- Kentucky (51), UCLA (42), North Carolina (42), and Kansas (40) -- have more NCAA Tournament appearances than Louisville's 37.

■ U of L Coach Rick Pitino has a 38-15 record in NCAA Tournament play (.717), ranking him seventh among active coaches in winning percentage and 14th all time. Only six coaches have coached more Final Four teams than Pitino's five, a feat matched by four others. Pitino is the only coach to lead three different teams to the Final Four; is one of eight coaches to lead four different schools to the NCAA Tournament; and one of 11 active collegiate coaches who have won an NCAA Championship.

■ Only four teams have been to more Sweet 16 appearances than Louisville's 17 since the NCAA began Sweet 16 records in 1975 (North Carolina 24, Kentucky 23, Duke 22 and Kansas 18).

■ U of L Coach Rick Pitino has guided 16 teams to NCAA tournament appearances, including eight of his last nine years at Louisville. His last six straight Kentucky teams reached the NCAA Tournament. The Wildcats won the 1996 NCAA title and were national runner-up in 1997 under his guidance.

■ Louisville advanced to its 17th NCAA Sweet 16 appearance in 2009. Only four teams have been to more Sweet 16 appearances than Louisville's 17 since the NCAA began Sweet 16 records in 1975 (North Carolina 23, Duke 21, Kentucky 21; and Kansas 18). Louisville has been to at least the Sweet 16 in three of the last seven years.

U of L has reached the NCAA Elite Eight on 11 occasions, including two of the last four years (1959, 1972, 1975, 1980, 1982, 1983, 1986, 1997, 2005, 2008, 2009).

### All-Time NCAA Final Four Appearances

North Carolina	18
UCLA	17
Duke	15
Kentucky	14
Kansas	13
Ohio State	10
Louisville	8
Indiana	8
Michigan State	8

### U of L in the NCAA Tournament

NCAA Tournament Appearances	37
(28 of the last 35 years; 16 of last 20)	
All-Time NCAA Tourn. Record	60-39
Sweet 16 Appearances	17
Final Four Appearances	8
NCAA Championships	2
Pitino's NCAA Tourn. Record	38-15
Pitino's NCAA Tourn. Appearances	16

■ **St. John's Awaits Next** -- Louisville opens the new year with its first BIG EAST Conference road game as the Cardinals visit St. John's in New York's Madison Square Garden on Tuesday, Jan. 3 at 7 p.m. (ESPNU). St. John's (7-5, 1-0 BIG EAST) has won three straight after a 91-67 victory over Providence on Dec. 27 when freshman Moe Harkless scored 32 points, the most by a freshman in his first BIG EAST game in league history. St. John's coach Steve Lavin, while recovering from prostate surgery, missed his seventh straight game. Lavin has coached in four games this season. The Red Storm will play at Connecticut on Dec. 31 prior to facing the Cardinals.

Harkless, a 6-8 forward, leads the team in scoring with 15.7 points per game (13th in the BIG EAST) and rebounding (8.5 rpg, fifth in BIG EAST). In terms of returning scoring, St. John's is the nation's youngest team with just 3.7 percent of its scoring back from last year's 21-12 team (85 of 2,313 points return). St. John's fell to Kentucky -- Louisville's opponent on Saturday -- 59-81 in the BIG EAST-SEC Challenge on Dec. 1. St. John's is 7-1 in home games this season.

Louisville leads the series 9-4 and has won four of the last six, including an 88-63 victory in the KFC Yum! Center last season (1/19/11) when the Cardinals hit 53.2 percent of their shots and forced 25 Red Storm turnovers.

■ **Cards Win Global Sports Invitational** — Louisville won its 26th regular season tournament championship when it beat Ohio University 59-54 in the final game of the event. Both teams entered the game having won all three of its games in the round-robin format of the tournament.

■ **Rozier Signs With Cards** --Terry Rozier, a 6-1, 170-pound guard from Shaker Heights (Ohio) High School, has signed a national letter-of-intent to continue his basketball playing career at the UofL. Rozier averaged 18.2 points, 4.5 rebounds and 3.2 assists as a junior last season as Shaker Heights won nine of their last 13 games en route to a 14-8 record. An All Lake Erie League selection as a sophomore and junior, Rozier is rated 88th overall in the 2012 ESPNU Top 100 players, is listed No. 112 by Rivals in the class of 2012, and is the 20th rated point guard in the nation by Scout.com.

He scored 27 points in the first game of his senior season. He had 10 points and three steals for his USA Midwest team in a 99-93 victory over Canada in the championship game of the 2011 Nike Global Challenge.

#### Last time an individual had ...

	<i>For Louisville</i>	<i>For A Louisville Opponent</i>
<b>30 or more points</b>	31 by Preston Knowles vs. Morgan St. (12/27/10)	36 by Scottie Reynolds, Villanova (1/11/10)
<b>35 or more points</b>	36 by Samardo Samuels vs. Notre Dame (2/17/10)	36 by Scottie Reynolds, Villanova (1/11/10)
<b>20 points in a half</b>	20 by Preston Knowles 2H vs. UNLV (12/11/10)	24 by Austin Freeman, Georgetown, 2H (2/23/10)
<b>15 or more rebounds</b>	15 by Gorgui Dieng vs. Western Ky. (12/23/11)	16 by Will Barton, Memphis (12/17/11)
<b>20 or more rebounds</b>	23 by Ellis Myles vs. Tennessee St. (12/1/01)	21 by Dwayne Whitfield, Jackson St. (11/23/94)
<b>A four-point play</b>	Chris Smith vs. IUPUI (12/7/11)	Austin Freeman, Georgetown (2/23/10)
<b>12 made free throws</b>	16 by Samardo Samuels vs. Notre Dame (2/17/10)	13 by Scottie Reynolds, Villanova (1/11/10)
<b>7 made three-point goals</b>	7 by Preston Knowles vs. Syracuse (2/12/11)	7 by Anthony Mason Jr., St. John's (1/26/08)
<b>10 or more assists</b>	10 by Peyton Siva vs. DePaul (2/5/11)	10 by Ronald Moore, Siena (3/22/09)
<b>5 or more blocked shots</b>	5 by Gorgui Dieng vs. C of Charleston (12/20/11)	6 by John Flowers, West Virginia (3/5/11)
<b>5 or more steals</b>	5 by Peyton Siva vs. Georgetown (12/28/11)	5 by Tarence Kinsey, South Carolina (3/28/06)

#### The Last Time a Team ...

	<b>Louisville</b>	<b>Opponent</b>
<b>Scored 100 points</b>	104-82 victory over Morgan St. (12/27/10)	101-80 loss at Cincinnati (5/22/03)
<b>Scored less than 50 points</b>	46-52 loss to Drexel (12/14/10)	54-27 victory over Arkansas State (11/22/11)
<b>Scored 60 points in a half</b>	61 vs. NW St.; 2nd H of 100-87 win (11/18/06)	60 by Tulane; 2nd H of 109-96 win (1/18/90)
<b>Scored under 20 points in a half</b>	18 at Georgetown; 1st H of 59-62 loss (1/31/11)	15 by vs. Ark. St.; 2H, 54-27 UL win (11/22/11)
<b>Had a +20 Rebound Margin</b>	24 (45-21) vs. Providence (1/6/09)	20 (46-26) by Drexel (12/14/10)
<b>Grabbed 60 or more rebounds</b>	60 vs. East Carolina (1/19/05)	60 by George Mason (1/4/94)
<b>Grabbed less than 25 rebounds</b>	24 vs. Georgetown (3/8/08)	22 by Delaware State (3/17/06)
<b>Shot 60% or better from the field</b>	.646 (42-65) vs. Western Ky. (12/22/10)	.614 (43-70) by Charlotte (2/11/01)
<b>Shot 30% or below from the field</b>	.296 (16-54) vs. UNLV (12/31/08)	.244 (10-41) by Arkansas State (11/22/11)
<b>Shot 70% from the field for a half</b>	.700 (14-20) vs. G'town in 1st H (2/23/09)	.765 (13-17) by Georgetown in 2nd H (1/31/11)
<b>Made 5 or less free throws</b>	4 vs. Cincinnati (2/16/11)	4 by Ohio (11/25/11)
<b>Made 15 three-point goals</b>	16 vs. Western Kentucky (12/22/10)	17 by Notre Dame (2/4/06)
<b>Made No three-point goals</b>	0 vs. Wyoming (1/18/92)	0 by Connecticut (2/2/08)
<b>Shot 60% from the three-point line</b>	.739 (17-23) vs. Morgan State (12/27/10)	.625 (5-8) by Texas A&M (3/17/07)
<b>Handed out 25 or more assists</b>	25 vs. Morgan State (12/27/10)	25 by Notre Dame (2/28/08)
<b>Handed out 5 or less assists</b>	5 vs. Texas A&M (3/17/07)	2 by Arkansas State (11/22/11)
<b>Committed 25 or more turnovers</b>	26 vs. West Virginia (1/31/09)	25 by St. John's (1/19/11)
<b>Committed 5 or fewer turnovers</b>	5 vs. San Francisco (12/8/10)	4 by Temple (2/20/94)
<b>Blocked 10 or more shots</b>	10 vs. FIU (12/1/10)	14 by Connecticut (3/4/06)
<b>Had No Blocked Shots</b>	0 vs. West Virginia (1/26/11)	0 by Butler (11/19/11)
<b>Had 15 or more steals</b>	15 vs. C of Charleston (12/20/11)	18 by Alabama (11/30/00)
<b>Had No Steals</b>	0 vs. Saint Louis (2/12/03)	0 by Providence (1/22/11)

■ **Blockbirds** -- Sophomore center Gorgui Dieng is second in the BIG EAST and is 23rd nationally in blocked shots, averaging 2.9 per game. He has swatted two or more shots in 10 of 13 games this season. Dieng is one of three Cardinals all-time to start the year with at least a pair of blocks in each of the first five games, joining recent teammate Terrence Jennings (six straight to open last season) and Louisville career blocks leader Pervis Ellison (seven straight to start the '85-'86 title campaign). Dieng has blocked a shot in 36 of 42 career games, including 23 with multiple blocks.

Dieng and freshman Chane Behanan both blocked a shot in the first eight games this season. Each is the first Cardinal to block a shot in the season's first eight games since Francisco Garcia had 11 straight games with a stuff to open the 2002-03 campaign. Dieng and Behanan are the first pair of Cardinals to each block a shot in the first eight games since Pervis Ellison and Billy Thompson in 1985-86 (first 13 contests).

■ **Rebounding a Key** — UofL Coach Rick Pitino has stressed rebounding with his team this season and the Cardinals have delivered with a rebound advantage in 10 of 13 games. In its 13 games, UofL has an average +5.8 rebounding margin, including a 17-rebound advantage over UT Martin in its opening game (46-29). The Cards had a +0.1 average rebounding margin during the 2010-11 season.

■ **10 Consecutive at Home a High** — Louisville just completed a school-record tying 10 consecutive home games when the Cardinals played at home from Nov. 22 to Dec. 28 (also 10 straight in 2006 from Dec. 8-30; and 2010 from Nov. 16 - Dec. 18). The Cardinals played five home games during the month of November for the first time ever. U of L's move to the KFC Yum! Center has provided more flexibility in scheduling.

■ **Buckles Returns** — Forward Rakeem Buckles saw his first action of the season when he played 11 minutes against IUPUI, producing three points, four rebounds and a steal. He made his first start of the season vs. Memphis, totaling 12 points and six rebounds in 13 minutes. He has played in five games. Buckles has been recovering from a torn anterior cruciate ligament (ACL) suffered in his right knee on Feb. 27. He had surgery to repair the knee on March 16, participated in his first individual instruction session on Nov. 9, began practicing with the Cardinals on Nov. 24, and has been progressing well. The knee injury was one setback during a tough sophomore season in which he suffered three separate injuries that kept him off the court, also enduring a concussion and broken index finger. He averaged 6.8 points and 6.1 rebounds in 16 games, including 10 starting assignments. He had ranked among the BIG EAST top ten in rebounding before he broke his finger.

■ **Van Treese Out Again** — Forward Stephan Van Treese has been sidelined indefinitely after reinjuring his left knee in practice on Nov. 26. Van Treese had missed all of practice with a left patellar tendon strain before participating in his first individual workout on Nov. 14. He returned to see his first action of the year at Butler and played in three games before reinjuring the knee. Van Treese averaged 2.9 points, 3.5 rebounds and collected 21 steals as a sophomore when he started 12 games. He averaged 4.2 points and 4.6 rebounds in BIG EAST games.

■ **Five November Home Games A First** — Louisville played five home games during the month of November for the first time ever. Last year's four home games in November was the previous high. The Cards' move to the KFC Yum! Center has provided more flexibility in scheduling. During its 54 years in Freedom Hall, some longstanding trade shows which invade the massive Kentucky Exposition Center limited opportunities for the Cardinals to play home games in November and February.

■ **Limited Output** -- Arkansas State managed just 12 points in that first half against Louisville, the fewest for a Cardinal opponent in a first half since the 1972-73 season (complete box scores unavailable prior). Only twice since that time has a Louisville foe had fewer tallies in a half, with those coming last year (11 in second half by San Francisco on Dec. 8) and in the 1981 Metro Tournament (11 by Cincinnati in second half on March 7).

■ **Siva Among Top Point Guards** — UofL guard Peyton Siva is among the list of candidates for the 2012 Bob Cousy Collegiate Point Guard of the Year. The annual honor, named for Hall of Famer and former Boston Celtic Bob Cousy, recognizes the top point guard in college basketball and is presented by the Naismith Memorial Basketball Hall of Fame in Springfield, Mass. This list of candidates will be pared to 20 by Jan. 1, the top ten by Feb. 1 and final five by March 1. The winner will be presented at the Hall of Fame's Class Announcement on Championship Monday in New Orleans as part of NCAA Final Four weekend. Kemba Walker of Connecticut received the award last season.

■ **Cards Back to Class on Jan. 9** — The last day of classes for the 2011 Fall Semester at U of L was Dec. 5, with final exams occurring Dec. 7-13. Classes for the 2012 UofL Spring Semester begin on Jan. 9.

■ **Freshmen Debut** — Freshman forward Chane Behanan blasted onto the collegiate scene with double-doubles in his first two games (14 pts., 12 reb. vs. UT Martin, 10 pts., 13 reb. vs. Lamar). He is the first known UofL freshman to produce double-doubles in his first two career games. Behanan's 14 points vs. UT Martin is tied for the sixth most ever at U of L in a freshman career debut and his 12 rebounds were the most in a freshman debut in 36 years (since Larry Williams grabbed 14 boards in the '75-'76 opener). He averaged 15.5 points and eight rebounds in a pair of exhibition wins on the Cardinals' foreign trip to the Bahamas in August.

#### INDIVIDUAL SCORING/ FRESHMAN CAREER DEBUT

Pts. / Player	Date	Opponent
24 Jerry Smith .....	11-18-06 ..	N'western St.
22 Marques Maybin ..	11-27-97 ..	Hofstra
18 Samardo Samuels	11-22-08 ..	Morehead St.
15 Felton Spencer ....	11-28-86 ..	Northeastern
15 Billy Thompson ....	11-26-82 ..	Florida
<b>14 Chane Behanan..</b>	<b>11-11-11 ..</b>	<b>UT Martin</b>
14 Terry Howard .....	11-30-72 ..	Vanderbilt
13 Darrell Griffith .....	12-1-76 .....	Vanderbilt

#### U of L Radio Network Affiliates

**WHAS 840 AM** - Louisville, Ky.

*(Flagship Station)*

**WKRD 790 AM/101.7 FM** - Louisville, Ky.

**WNDE 1260 AM** - Indianapolis, Ind.

**WCKY 1530 AM** - Cincinnati, Ohio

**WMKJ 105.5 FM** - Lexington, Ky.

**WSFC 1240 AM** - Somerset, Ky.

**WFKY 1490 AM** - Frankfort, Ky.

**WLVK 105.5 FM** - Elizabethtown, Ky.

**WYMC 1430 AM** - Mayfield, Ky.

**WQXQ 101.9 FM** - Owensboro, Ky.

**WPAD 1560 AM** - Paducah, Ky.

**WLYE 94.1 FM** - Bowling Green, Ky.

**WXLN 104.9 FM** - Pikeville, Ky.

**WHLN 1410 AM** - Harlan, Ky.

**WCCK 95.7 FM** - Calvert City, Ky.

#### SIRIUS/XM Satellite Radio

The radio broadcast is also available for a small fee through UofLsports.com and the Cards' official Android/iPhone app.

■ **Tough Schedule** — Nineteen of the Cardinals' 31 games will be played against teams that participated in post-season competition last season, including 16 in the NCAA Tournament. U of L will play 16 games this season against teams which were ranked or receiving votes in the ESPN/USA Today preseason poll, including eight games vs. teams that opened the season ranked among the top 11 teams. Six BIG EAST teams are ranked among the nation's top 25 teams in the Dec. 26 Associated Press poll. UofL faces its second straight ranked foe at Kentucky.

■ **Double-Double Dieng** -- Gorgui Dieng totaled 13 points, 15 rebounds and three blocked shots against Western Kentucky, his fifth consecutive double-double (six this year; seven career). He is the first Cardinal to have five straight double-doubles since Luke Whitehead from March 8-21, 2003.

Dieng has already passed his rebounding total from all of last season. He is third in the BIG EAST in rebounding (10.0). He scored his 300th career point against Georgetown in the last game. Dieng has averaged 13.3 points and 12.2 rebounds over the last six games, producing consecutive double-doubles in five of those games, to total six this year and seven in his career. Dieng is the first Cardinal to grab as many as 12 rebounds in four straight games since at least the 1971-72 season.

■ **Card Clips** -- Kyle Kuric scored in double digits for the seventh straight game with 17 points against Georgetown. He hit a season-high five three-pointers in the game ... Georgetown's 47.9 field goal percentage was the highest for a UofL opponent this season ... Chris Smith has 30 assists with just seven turnovers over his last 288 minutes of floor action dating back to the second half of the Butler game. He is third in the BIG EAST in assists-to-turnovers ratio (3.45) ... UofL is attacking more offensively this year, shooting an average of 22.9 free throws per game compared to 17.9 attempts last season ... Louisville committed a season-high 20 turnovers against Western Kentucky, nearly six more than its season average ... The Cardinals started both halves against Western Kentucky slowly, scoring just five points in the first eight minutes of the game and only two points in the first eight minutes of the second half ... Louisville recovered from an eight-point second-half deficit against College of Charleston after being down at the half for only the second time this season ... Chane Behanan has grabbed six or more rebounds in 12 of 13 games ... In just his second game of the season, Rakeem Buckles produced 12 points and six rebounds in 13 minutes against Memphis, with all but one rebound coming in the second half of the game ... Kyle Kuric is averaging 14.4 points and 5.1 rebounds per outing since Feb. 9 of last season after putting up 4.8 and 2.1 in 68 career games prior to that ... The 60.6 free throw percentage shot by UofL opponents this season is the second lowest in the nation ... Peyton Siva's driving layup with 1.4 seconds in overtime lifted Louisville to a 62-60 victory over Vanderbilt. Siva matched a career-high with seven rebounds against the Commodores, adding 14 points and five assists.

**Back-to-back five-block games, Louisville history**

8-7-6 - Pervis Ellison at Western Ky. (12.8.88), vs. Dayton (12.10.88), vs. Okla. St. (12.17.88)  
 6-5 - Rodney McCray at Virginia Tech (2.11.80), at West Virginia (2.14.80)  
 6-5 - Felton Spencer vs. New Mexico (12.16.89), vs. Austin Peay (12.18.89)  
 5-5 - Gorgui Dieng vs. Seton Hall (1.5.11), at South Florida (1.9.11)  
 6-5 - Gorgui Dieng vs. Memphis (12.17.11), vs. College of Charleston (12.20.11)

■ **Ware Latest Addition** -- Kevin Ware, a 6-4 guard from Conyers, Ga., met his NCAA initial eligibility requirements and joined the team on Dec. 14. After three days of practice, he saw his first action with six minutes against Memphis and has played in three games. Ware, who signed a financial aid agreement with the Cards in June, was denied a waiver and subsequent appeal for admittance in early September. He continued to work on improving his standing and enrolled for the 2012 spring semester. He joined the Cardinals the day after U of L's fall semester final examinations.

A first-team all-state selection as a senior last season, Ware averaged 13.2 points, 4.1 assists, 3.9 rebounds and 2.2 steals in helping Rockdale County High School post a 26-6 record and finish as the Georgia 4-A state runner-up. He was rated by Rivals.com as the No. 70 overall prospect in the class of 2011, was listed No. 94 in the ESPN Top 100 and was rated 99th nationally by Scout.com.

■ **Another Comeback for the Cards** — Down 9-22 against Western Kentucky with 9:57 left in the first half and again down 39-47 with 12:10 to play, Louisville rallied for yet another comeback win. It was its ninth victory after trailing by nine or more over the last two seasons. The 13-point deficit was the largest for the Cardinals this season. Earlier this year, the Cards were down 43-34 against Vanderbilt with 8:49 left and recovered to win 62-60 in overtime.

**UofL wins after trailing by nine or more, last two seasons**

18 down (47-65) - 1.15.11 vs. Marquette (H) - W, 71-70  
 16 (30-46) - 3.11.11 vs. Notre Dame (N) - W, 83-77 (OT)  
**13 (9-22) - 12.23.11 vs. Western Kentucky (H) - W, 70-60**  
 12 (26-38) - 1.26.11 vs. West Virginia (H) - W, 55-54  
**9 (34-43) - 12.2.11 vs. Vanderbilt (H) - W, 62-60 (OT)**  
 9 (2-11) - 3.10.11 vs. Marquette (N) - W, 81-56  
 9 (23-32) - 2.5.11 vs. DePaul (H) - W, 61-57  
 9 (43-52) - 1.29.11 vs. Connecticut (A) - W, 79-78 (2OT)  
 9 (36-45) - 12.11.10 vs. UNLV (H) - W, 77-69

**Louisville's vs. AP Top 25 Teams in Recent Years**

Opponent	Result (Site)	Date
#12 Georgetown	L 68-71 (H)	12-28-11
#20 Vanderbilt	W 62-60 ot (H)	12-2-11
#21 Connecticut	L 66-69 (N)	3-12-11
#4 Notre Dame	W 83-77 ot (H)	3-11-11
#4 Pittsburgh	W 62-59 ot (H)	2-27-11
#13 Connecticut	W 71-58 (H)	2-18-11
#12 Syracuse	W 73-69 (H)	2-12-11
#9 Notre Dame	L 79-89 ot (A)	2-9-11
#13 Georgetown	L 59-62 (A)	1-31-11
#5 Connecticut	W 79-78 2ot (A)	1-29-11
#7 Villanova	L 74-88 (A)	1-12-11
#11 Kentucky	L 63-78 (H)	12-31-10
#20 UNLV	W 77-69 (H)	12-11-10
#16 Butler	W 88-73 (H)	11-16-10
#1 Syracuse	W 78-68 (H)	3- 6-10
#11 Georgetown	L 60-70 (H)	2-23-10
#2 Syracuse	W 66-60 (A)	2-14-10
#9 West Virginia	L 74-77 (A)	1-30-10
#16 Pittsburgh	L 77-82 ot (A)	1-16-10
#4 Villanova	L 84-92 (H)	1-11-10
#3 Kentucky	L 62-71 (A)	1- 2-10
#8 Michigan State	L 52-64 (N)	3-29-09
#18 Syracuse	W 76-66 (N)	3-13-09
#10 Villanova	W 69-55 (N)	3-12-09
#8 Marquette	W 62-58 (H)	3- 1-09
#1 Connecticut	L 51-68 (H)	2- 2-09
#8 Syracuse	W 67-57 (A)	1-25-09
#1 Pittsburgh	W 69-63 (H)	1-17-09
#13 Notre Dame	W 87-73 ot (H)	1-12-09
#18 Villanova	W 61-60 (A)	1-10-09
# 1 North Carolina	L 73-83 (N)	3-29-08
# 5 Tennessee	W 79-60 (N)	3-27-08
#11 Georgetown	L 52-55 (A)	3- 8-08
#17 Notre Dame	W 90-85 (H)	2-28-08
#6 Georgetown	W 59-51 (H)	2- 9-08
#16 Marquette	W 71-57 (A)	2- 4-08
#13 Marquette	W 71-51 (H)	1-17-08
#7 Pittsburgh	W 66-53 (A)	2-12-07

■ **Kuric's Defense** -- Against Ohio, Kyle Kuric produced a career-best three blocked shots and a career-high matching four steals -- including a huge one that led to the go-ahead basket with 1:49 to play. Kuric has three games with 3+ steals this season. It was the first time a U of L player had totaled at least three blocks and four steals in a game in nearly 12 years -- since Dion Edward swatted three shots and recorded five steals in a 78-58 win over UCF on Dec. 15, 1999. Only nine different Cardinals have ever put together such a performance.

■ **Card Win Minardi Classic** — Louisville won the 10th annual Billy Minardi Classic with a 70-60 victory over Western Kentucky on Dec. 23. The Classic originated in 2002 to honor the memory of Billy Minardi, brother-in-law of UofL Coach Rick Pitino, who died in the Sept. 11 terrorist attack on the World Trade Center. Russ Smith was honored as the MVP of the game after scoring 23 points off the bench, 16 in the second half.

# 1 Angel Nunez



**F 6-7 190 Fr. - HS Washington Heights, N.Y. (Notre Dame Prep)**

- Pronounced NOON-yez
- Scored a season-high seven points in the closing four minutes against IUPUI, making all three of his shots from the field.
- Scored his first collegiate point with a free throw vs. UT Martin.
- Totaled nine points and 11 rebounds in a Red-White intrasquad scrimmage in the KFC Yum! Center on Oct. 22.
- Scored 11 points in an exhibition victory over the Commonwealth Giants on Aug. 11 on the Cards' trip to the Bahamas.
- Averaged 13.1 points, 7.8 rebounds and 2.4 blocked shots last season at Notre Dame Prep, which advanced to the finals of the 2011 National Prep Championship.
- Ranked 27th nationally among small forwards by Scout.com and No. 32 among small forwards by ESPN.
- Named the MVP of the White Team in the 2011 Kentucky Derby Festival Basketball Classic all-star game played in Louisville's KFC Yum! Center after producing 16 points, five rebounds and two assists.
- One of eight Notre Dame Prep players to sign with Division I schools in 2011, including two other BIG EAST players: Khem Birch of Pittsburgh and Todd Mayo of Marquette. Former U of L forward/center Terrence Jennings also played a season at Notre Dame Prep.
- Born Dec. 29, 1991 ... Major is communication.

# 1 Angel Nunez

## Season / Career Highs

- Points .... 7 vs. IUPUI (12/7)
- Reb. .... 3 vs. UT Martin (11/11)
- Asst. .... none
- Blocks .... 2 vs. Fairleigh Dickinson (12/10)
- Steals .... none
- FGM ..... 3 vs. IUPUI (12/7)
- FGA ..... 4 vs. Fairleigh Dickinson (12/10)
- 3FGM ..... 1 vs. IUPUI (12/7)  
vs. Fairleigh Dickinson (12/10)
- 3FGA ..... 3 vs. Fairleigh Dickinson (12/10)
- FT ..... 1 (3 times) *latest*: vs. IUPUI (12/7)
- FTA ..... 2 vs. UT Martin (11/11)  
vs. Arkansas State (11/22)


1 Angel Nunez Game-by-Game		3-Point				Rebounds																		
Opponent	Date	GS	Min	FG	FGA	Pct	FG	FGA	Pct	FT	FTA	Pct	Off	Def	Tot	Avg	PF	FO	A	TO	Blk	Stl	Pts	Avg
UT MARTIN	11/11/11	8	0	0	.000	0	0	.000	1	2	.500	0	3	3	3.0	0	0	0	0	0	0	0	1	1.0
ARKANSAS STATE	11/22/11	6	0	1	.000	0	1	.000	1	2	.500	1	1	2	2.5	0	0	0	1	0	0	1	0	1.0
VANDERBILT	12/2/11	0+	0	1	.000	0	1	.000	0	0	.000	0	0	0	1.7	0	0	0	0	0	0	0	0	0.7
IUPUI	12/7/11	4	3	3	1.000	1	1	1.000	0	0	.000	0	0	0	1.3	0	0	0	0	0	0	0	7	2.3
FAIR. DICKINSON	12/10/11	10	1	4	.250	1	3	.333	0	0	.000	1	1	2	1.4	0	0	0	1	2	0	3	2.4	

## 1 Angel Nunez Career Statistics

Year	GP	GS	Min	Avg	FG	FGA	Pct	3FG	3FGA	Pct	FT	FTA	Pct	OReb	DReb	Reb	Avg	PF	FO	Ast	TO	Blk	Stl	Pts	Avg
2011-12	5	0	28	5.6	4	9	.444	2	6	.333	2	4	.500	2	5	7	1.4	0	0	0	2	2	0	12	2.4
TOTAL	5	0	28	5.6	4	9	.444	2	6	.333	2	4	.500	2	5	7	1.4	0	0	0	2	2	0	12	2.4

## 2 Russ Smith

**LOUISVILLE**



**G 6-0 160 So. - 1L Briarwood, N.Y. (South Kent School)**

- Has scored in double-digits in five straight games and six of the last seven. He is averaging 16.3 points over the last seven games.
- Scored a career-high 24 points vs. Memphis, double his previous top scoring effort. He also gathered seven steals, tying for the fourth most ever by a UofL player. He was named the BIG EAST Player of the Week for his efforts (games Dec. 12-18).
- MVP of the 10th annual Billy Minardi Classic after he scored 23 points vs. Western Kentucky, 16 in the second half.
- Had 12 points, four rebounds and five steals against College of Charleston off the bench.
- Ranks second in the BIG EAST in steals (2.5 per game). He has 16 steals in the last four games.
- Missed the Dec. 10 vs. Fairleigh Dickinson with a stiff neck.
- Scored 12 points and had two steals vs. IUPUI.
- Made his first career start at Butler in place of the injured Peyton Siva, producing nine points and two steals.
- Has already tripled his scoring output this season from his freshman year.
- Has at least one steal in every game this season, including nine with at least two. He has 42 steals in 339 career minutes, equating to an average of 4.96 per 40 minutes on the floor. He has a steal in 23 of 29 career games.
- Averaged 18 points in a pair of exhibition victories during the Cards' summer trip to the Bahamas, including 18 in the first half of one game on his way to a 22-point performance.
- Quick player capable of impressive scoring outbursts.
- A group of injuries limited his playing time as a freshman (broken foot, concussion, strained foot, sore knee), seeing action in 17 games.
- Scored a season-high nine points and added two assists and two steals at Western Kentucky as a freshman (12/22/10).
- Wore number 24 as a freshman.
- Played a year of prep school basketball at South Kent (Conn.) School, averaging 19.7 points and 3.9 assists in helping South Kent (Conn.) School to a 20-12 record.
- Averaged 29.6 points, 7.3 rebounds and 3.2 assists for Coach Jack Curran as a senior in 2008-09 at Archbishop Molloy High School in Queens, N.Y. as the Stanners posted a 15-9 record. He led the New York City Catholic league (CHSAA) in scoring two years, averaging 24.5 points per game as a junior.
- Born April 19, 1991 ... Major is undecided.

## 2 Russ Smith Season Highs

- Points ..... 24 vs. Memphis (12/17)
- Reb. .... 4 vs. Coll. of Charleston (12/20)
- Asst. .... 4 vs. Vanderbilt (12/2)
- Blocks .... 1 vs. Butler (11/19)
- Steals .... 7 vs. Memphis (12/17)
- FGM ..... 7 vs. Western Ky. (12/23)
- FGA ..... 16 vs. Memphis (12/17)
- 3FGM ..... 3 vs. Arkansas State (11/22)
- 3FGA ..... 7 vs. Georgetown (12/28)
- FT ..... 10 vs. Memphis (12/17)
- FTA ..... 12 vs. Memphis (12/17)

## 2 Russ Smith Career Highs

- Points ..... 24 vs. Memphis (12/17/11)
- Reb. .... 3 vs. Arkansas State (11/22/11)
- Asst. .... 4 vs. Vanderbilt (12/2/11)
- Blocks .... 1 vs. Georgetown (1/31) vs. Butler (11/19/11)
- Steals .... 7 vs. Memphis (12/17/11)
- FGM ..... 7 vs. Western Ky. (12/23/11)
- FGA ..... 16 vs. Memphis (12/17/11)
- 3FGM ..... 3 vs. Arkansas State (11/22/11)
- 3FGA ..... 7 vs. Georgetown (12/28/11)
- FT ..... 10 vs. Memphis (12/17/11)
- FTA ..... 12 vs. Memphis (12/17/11)

### 24 Russ Smith Game-by-Game

Opponent	Date	GS	Min	FGFGA	3-Point			Rebounds							PF	FO	A	TO	Blk	Stl	Pts	Avg
					Pct	FG	FGA	Pct	FT	FTA	Pct	Off	Def	Tot								
UT MARTIN	11/11/11	15	28	2/8	.250	2/5	.400	1/2	.500	1/1	2/2	2.0	2/0	1/3	0/2	7/7	7.0					
LAMAR	11/13/11	8	0	2/0	.000	0/0	.000	0/0	.000	0/2	2/2	2.0	1/0	2/0	0/1	0/0	3.5					
at BUTLER	11/19/11	* 17	36	3/6	.500	1/2	.500	2/2	1.000	0/1	1/1	1.7	4/0	0/4	1/2	9/5	5.3					
ARKANSAS STATE	11/22/11	* 21	310	3/31	.000	0/1	.000	2/1	3/2.0	3/0	1/1	0/2	9/6	6.3								
OHIO	11/25/11	18	210	2/10	.200	1/4	.250	2/3	.667	1/1	2/2	2.0	2/3	0/0	1/7	6.4						
LONG BEACH ST	11/28/11	27	511	4/55	.455	1/4	.250	0/0	.000	0/1	1/1	1.8	4/0	3/1	0/2	11/7	7.2					
VANDERBILT	12/2/11	23	17	1/143	.000	0/0	.000	0/0	0/1.6	5/1	4/0	0/1	2/6	6.4								
IUPUI	12/7/11	16	411	4/11	.364	0/1	.000	4/5	.800	1/0	1/1	1.5	3/0	1/1	0/2	12/7	7.1					
MEMPHIS	12/17/11	* 25	616	6/16	.375	2/6	.333	10/12	.833	0/2	2/2	1.6	4/0	3/2	0/7	24/9	9.0					
C of CHARLESTON	12/20/11	27	510	5/10	.500	2/5	.400	0/1	.000	1/3	4/4	1.8	4/0	0/2	0/5	12/9	9.3					
WESTERN KY	12/23/11	22	715	7/15	.467	1/3	.333	8/10	.800	1/2	3/3	1.9	2/0	3/4	0/2	23/10	10.5					
GEORGETOWN	12/28/11	24	613	6/13	.462	2/7	.286	0/0	.000	1/2	3/2.0	4/0	2/3	0/2	14/10	10.8						

### 24 Russ Smith Career Statistics

Year	GP	GS	Min	Avg	FG	FGA	Pct	3FG	3FGA	Pct	FT	FTA	Pct	OReb	DReb	Reb	Avg	PF	FO	Ast	TO	Blk	Stl	Pts	Avg
2010-11	17	0	96	5.6	14	41	.341	7	17	.412	3	5	.600	1	6	7	0.4	17	0	14	13	1	13	38	2.2
2011-12	12	3	243	20.3	44	119	.370	15	41	.366	27	36	.750	8	16	24	2.0	38	1	23	21	1	29	130	10.8
TOTAL	29	3	339	11.7	58	160	.363	22	58	.379	30	41	.732	9	22	31	1.1	55	1	37	34	2	42	168	5.8

### 3 Peyton Siva



**G 5-11 180 Jr. - 2L Seattle, Wash. (Franklin HS)**

■ Starting point guard who is fourth in the BIG EAST in assists (6.4 per game), fifth in steals (2.1), 14th in assists-to-turnovers ratio (1.79) and ninth in free throw percentage (.818). He is 10th nationally in assists.

■ Has handed out five or more assists in 14 of his last 17 games. He has 44 assists and 18 turnovers in the last six games.

■ Needs 28 points for 600 in his career.

■ Passed 300 assists for his career with four vs. Western Kentucky.

■ Recorded his fifth career five-steal game vs. Georgetown. He has 10 career games with four or more steals, 17 with three or more, and 35 with at least two.

■ Had 13 points and handed out nine assists against Memphis.

■ Scored a season-high 16 points and handed out nine assists against Fairleigh Dickinson.

■ His driving layup with 1.4 seconds in overtime lifted Louisville to a 62-60 victory over Vanderbilt. Siva matched a career-high with seven rebounds against the Commodores, adding 14 points and five assists, the ninth time in his last 11 games with five or more assists

■ Sprained his left ankle in practice Nov. 14 and missed games against Butler and Arkansas State.

■ Handed out nine assists vs. UT Martin, one below his career high and matching the third highest in his career. He added 10 points in the game.

■ Honored on the preseason All-BIG EAST second team, John Wooden Award preseason Top 50 list and Naismith Award watch list.

■ Among the candidates for the 2012 Bob Cousy Collegiate Point Guard of the Year.

■ Handed out at least six assists in 17 games (five of the last six) as a sophomore.

His 5.2 assists average was the fifth highest ever at U of L and his 182 assists were the fourth most in a U of L single season.

■ Among the BIG EAST leaders in steals (2.0, second; 37th in the nation) and assists (5.2, fourth; 43rd in the nation). He had a steal in 29 of 34 games as a sophomore and gathered multiple steals in 14 of the last 23 games. He was an honorable mention All-BIG EAST selection.

■ His 69 steals ranked eighth in a single-season all-time at Louisville.

■ BIG EAST All-Tournament team selection when he averaged 12.0 points, 7.7 assists and 5.3 rebounds in helping the Cardinals reach the championship game.

■ A McDonald's High School All-America selection, he averaged 18.1 points, 5.3 assists, 3.4 rebounds, and 2.3 steals as a senior as Washington's Mr. Basketball.

■ Born Oct. 24, 1990 ... Major is sociology.

### 3 Peyton Siva Season Highs

Points .... 16 vs. Fairleigh Dickinson (12/10)

Reb. .... 7 vs. Vanderbilt (12/2)

Asst. .... 9 (3 times) *latest:* vs. Memphis (12/17)

Blocks .... 1 vs. UT Martin (11/11)

Steals .... 5 vs. Long Beach State (11/28)

vs. Georgetown (12/28)

FGM ..... 6 vs. Vanderbilt (12/2)

vs. Fairleigh Dickinson (12/10)

FGA ..... 11 (3 times) *latest:* vs. FDU (12/10)

3FGM ..... 3 vs. Fairleigh Dickinson (12/10)

3FGA ..... 6 vs. Fairleigh Dickinson (12/10)

FT ..... 6 vs. IUPUI (12/7)

FTA ..... 7 vs. IUPUI (12/7)

### 3 Peyton Siva Career Highs

Points .... 29 vs. Western Ky. (12/22/10)

Reb. .... 7 vs. Seton Hall (1/5/11), UConn (3/12/11)

vs. Vanderbilt (12/2/11)

Asst. .... 10 vs. St. John's (1/19/11), DePaul (2/5/11)

Blocks .... 2 vs. Connecticut (1/29/11)

Steals .... 7 vs. St. John's (1/19/11)

FGM ..... 8 vs. Western Ky. (12/22/10)

FGA ..... 14 vs. Connecticut (2/18/11)

3FGM ..... 4 vs. W. Virginia (1/30/10), W Ky. (12/22/10)

3FGA ..... 7 vs. Western Ky. (12/22/10)

FT ..... 9 vs. Western Ky. (12/22/10)

FTA ..... 10 (3 times) *latest:* vs. Marquette (1/15/11)

### 3 Peyton Siva Game-by-Game

Opponent	Date	GS	Min	FGFGA	Pct	3-Point			FT	FTA	Pct	Rebounds				PF	FO	A	TO	Blk	Stl	Pts	Avg
						FG	FGA	Pct				Off	Def	Tot	Avg								
UT MARTIN	11/11/11	*	25	2 7	.286	1 4	.250	5 6	.833	0	2 2	2.0	1 0	9 4	1 2	10	10.0						
LAMAR	11/13/11	*	27	3 10	.300	1 4	.250	4 4	1.000	0	2 2	2.0	4 0	3 3	0 0	11	10.5						
OHIO	11/25/11	*	33	0 7	.000	0 3	.000	4 4	1.000	0	1 1	1.7	3 0	6 4	0 0	4	8.3						
LONG BEACH ST	11/28/11	*	22	3 7	.429	1 3	.333	4 4	1.000	0	3 3	2.0	4 0	5 6	0 5	11	9.0						
VANDERBILT	12/2/11	*	40	6 11	.545	0 4	.000	2 4	.500	2	5 7	3.0	3 0	5 4	0 1	14	10.0						
IUPUI	12/7/11	*	32	0 4	.000	0 0	.000	6 7	.857	0	2 2	2.8	4 0	8 1	0 3	6	9.3						
FAIR. DICKINSON	12/10/11	*	37	6 11	.545	3 6	.500	1 3	.333	0	3 3	2.9	1 0	9 2	0 2	16	10.3						
MEMPHIS	12/17/11	*	22	4 8	.500	1 3	.333	4 4	1.000	1	2 3	2.9	4 0	9 3	0 0	13	10.6						
C of CHARLESTON	12/20/11	*	34	0 5	.000	0 3	.000	1 2	.500	0	2 2	2.8	1 0	6 4	0 4	1	9.6						
WESTERN KY	12/23/11	*	35	2 7	.286	0 2	.000	0 0	.000	2	1 3	2.8	5 1	4 6	0 1	4	9.0						
GEORGETOWN	12/28/11	*	36	5 10	.500	0 1	.000	5 6	.833	0	3 3	2.8	2 0	6 2	1 5	15	9.5						

### 3 Peyton Siva Career Statistics

Year	GP	GS	Min	Avg	FG	FGA	Pct	3FG	3FGA	Pct	FT	FTA	Pct	OReb	DReb	Reb	Avg	PF	FO	Ast	TO	Blk	Stl	Pts	Avg
2009-10	31	0	349	11.3	38	88	.432	19	47	.404	25	41	.610	5	21	26	0.8	66	1	56	46	2	31	120	3.9
2010-11	35	35	975	27.9	114	256	.445	25	92	.272	94	138	.681	12	97	109	3.1	96	4	182	101	6	69	347	9.9
2011-12	11	11	343	31.2	31	87	.356	7	33	.212	36	44	.818	5	26	31	2.8	32	1	70	39	2	23	105	9.5
TOTAL	77	46	1667	21.6	183	431	.425	51	172	.297	155	223	.695	22	144	166	2.2	194	6	308	186	10	123	572	7.4

## 4 Rakeem Buckles



**F 6-7 215 Jr. - 2L Miami, Fla. (Monsignor Pace HS)**

- Has played in five games after recovering from a torn ACL.
- In just his second game of the season and first start, he produced 12 points and six rebounds in 13 minutes against Memphis, with all but one rebound coming in the second half of the game.
- Saw his first game action in 283 days when he played 11 minutes against IUPUI, producing three point, four rebounds and a steal. He rested the knee while sitting out the Dec. 10 Fairleigh Dickinson game.
- Returned from a season-ending torn ACL in his right knee suffered against Pitt on Feb. 27. He had surgery March 16 to repair the knee. He participated in his first individual instruction session on Nov. 9 and began practicing with the team on Nov. 24.
- Tough sophomore season with three separate injuries keeping him off the court (concussion, broken finger, torn ACL).
- Cards' top rebounder (6.1) who ranked ninth in the BIG EAST before his injury (7.5 at the time). He had seven or more rebounds in seven of his 16 games last season.
- Scored in double figures in five games as a sophomore and had three double-digit rebounding efforts.
- Totalled 12 points, a career-high 14 rebounds, two assists and two steals against South Alabama, his second double-double of the season and third of his career.
- Finished his freshman year scoring a career-high 20 points against California in the first round of the NCAA Tournament. He added nine rebounds while hitting 10-of-11 field goals.
- Produced his first career double-double with 10 points and 11 rebounds at UNLV as a freshman.
- Class 4A Player of the Year in Florida when he averaged 22.8 points, 13.1 rebounds and 3.5 blocked shots as a senior in helping Monsignor Pace post a 24-8 record and the Class 4A regional finals. Monsignor Pace won the state championship in his sophomore and junior seasons.
- Born Nov. 15, 1990 ... Major is undecided.

### 4 Rakeem Buckles Season Highs

Points ..... 12 vs. Memphis (12/17)  
 Reb. .... 6 vs. Memphis (12/17)  
 Asst. .... none  
 Blocks .... 1 vs. Memphis (12/17)  
 Steals .... 1 vs. IUPUI (12/7)  
                     vs. Memphis (12/17)  
 FGM ..... 4 vs. Memphis (12/17)  
 FGA ..... 4 (3 times) *latest*: vs. Western Ky. (12/23)  
 3FGM ..... 1 vs. Memphis (12/17)  
 3FGA ..... 1 (3 times) *latest*: vs. Western Ky. (12/23)  
 FT ..... 3 vs. Memphis (12/17)  
 FTA ..... 5 vs. Memphis (12/17)

### 4 Rakeem Buckles Career Highs

Points ..... 20 vs. California (3/19/10)  
 Reb. .... 14 vs. South Alabama (12/4/10)  
 Asst. .... 4 vs. San Francisco (12/8/10)  
                     vs. Western Ky. (12/22/10)  
 Blocks .... 1 (10 times) *latest*: vs. Memphis (12/17/11)  
 Steals .... 3 vs. Butler (11/16/10)  
 FGM ..... 10 vs. California (3/19/10)  
 FGA ..... 12 vs. Butler (11/16/10)  
 3FGM ..... 3 vs. Western Ky. (12/22/10)  
 3FGA ..... 4 vs. Butler (11/16/10)  
 FT ..... 4 (3 times) *latest*: vs. South Ala. (12/4/10)  
 FTA ..... 7 vs. Butler (11/16/10)

#### 4 Rakeem Buckles Game-by-Game

Opponent	Date	GS	Min	FGFGA	3-Point			Rebounds										PF	FO	A	TO	Blk	Stl	Pts	Avg
					Pct	FG	FGA	Pct	FT	FTA	Pct	Off	Def	Tot	Avg										
IUPUI	12/7/11	11	1	3	.333	0	0	.000	1	1	1.000	2	2	4	4.0	0	0	0	0	0	1	3	3.0		
MEMPHIS	12/17/11	*	13	4	4.000	1	1	1.000	3	5	.600	1	5	6	5.0	4	0	0	0	1	1	12	7.5		
C of CHARLESTON	12/20/11	12	1	4	.250	0	1	.000	0	0	.000	2	3	5	5.0	1	0	0	3	0	0	2	5.7		
WESTERN KY	12/23/11	16	2	4	.500	0	1	.000	2	2	1.000	0	1	1	4.0	0	0	0	1	0	0	6	5.8		
GEORGETOWN	12/28/11	15	1	3	.333	0	0	.000	0	1	.000	2	1	3	3.8	2	0	0	1	0	0	2	5.0		

#### 4 Rakeem Buckles Career Statistics

Year	GP	GS	Min	Avg	FG	FGA	Pct	3FG	3FGA	Pct	FT	FTA	Pct	OReb	DReb	Reb	Avg	PF	FO	Ast	TO	Blk	Stl	Pts	Avg
2009-10	32	2	363	11.3	45	86	.523	1	6	.167	30	41	.732	51	59	110	3.4	68	1	15	24	5	14	121	3.8
2010-11	16	10	301	18.8	39	81	.481	11	26	.423	19	31	.613	36	62	98	6.1	38	0	24	36	4	13	108	6.8
2011-12	5	1	67	13.4	9	18	.500	1	3	.333	6	9	.667	7	12	19	3.8	7	0	0	5	1	2	25	5.0
TOTAL	53	13	731	13.8	93	185	.503	13	35	.371	55	81	.679	94	133	227	4.3	113	1	39	65	10	29	254	4.8





# 10 Gorgui Dieng



**C 6-11 235 So. - 1L Kebemer, Senegal (Huntington Prep)**

- Pronounced GOR-gee Jeng
- Has averaged 13.3 points and 12.5 rebounds over the last six games, producing consecutive double-doubles in five games, marking six this year and seven in his career.
- Dieng is the first Cardinal to grab as many as 12 rebounds in five straight games since at least the 1971-72 season.
- Totaled 13 points, 15 rebounds and three blocked shots against Western Kentucky, his fifth consecutive double-double. He is the first Cardinal to have five straight double-doubles since Luke Whitehead from March 8-21, 2003.
- Has already surpassed his rebounding total from all of last season.
- Produced 14 points, 14 rebounds and six blocked shots vs. Memphis.
- Second in the BIG EAST in blocked shots (2.9 per game) and is third in rebounding (10.0). He is 41st nationally in blocked shots.
- Has blocked a shot in 36 of his 42 career games (14 of last 15), with multiple swats in 23 games (10 of 13 this year). He blocked at least four shots in 10 career games, including five this season. Last season, he was third in the BIG EAST and ranked 53rd nationally in blocks (1.9).
- Totaled 14 points, 12 rebounds and five blocked shots against College of Charleston.
- Dieng and teammate Chane Behanan are the first pair of Louisville teammates to each block a shot in the first eight games of a season since Pervis Ellison and Billy Thompson both had stuffs in the first 13 games in 1985-86.
- Selected to the BIG EAST Honor Roll for games Dec. 4-11 when he produced a pair of double-doubles in averaging 16 points and 12 rebounds while shooting 86.7 percent from the field (13-of-15) in two victories.
- Produced his third career double-double with a career-best 18 points and 12 rebounds against IUPUI.
- Produced his second career double-double with 10 points and a career-high 16 rebounds against Ohio, the most rebounds for a Cardinal since Terrence Williams also pulled down 16 against Notre Dame on Jan. 12, 2009.
- One of three Cardinals all-time to start the year with at least a pair of blocks in each of the first five games, joining recent teammate Terrence Jennings (six straight to open last season) and Louisville career blocks leader Pervis Ellison (seven straight to start the '85-'86 title campaign).
- Totaled nine rebounds, seven points and four blocked shots against Lamar, the third-highest rebounding total of his career.
- Cards' starting center has gained over 20 pounds since arriving at U of L.
- Produced his first career double-double with 13 points and a career-high 12 rebounds against Connecticut (2/18/11).
- Starter at center in 10 games as a freshman, averaging 6.4 points, 4.9 rebounds and 2.2 blocks in those 10 starts while hitting 26-of-42 field goals (.619).

- Has a 7-4 wingspan and speaks five languages (Spanish, French, Italian, English and his native Wolof).
- Averaged 15.4 points, 12.6 rebounds and 7.2 blocked shots as a senior at Huntington Prep.
- Born Jan. 18, 1990 ... Major is undecided.

## 10 Gorgui Dieng Season Highs

Points ..... 18 vs. IUPUI (12/7)  
 Reb. .... 16 vs. Ohio (11/25)  
 Asst. .... 3 vs. Vanderbilt (12/2)  
 Blocks .... 6 vs. Memphis (12/17)  
 Steals .... 2 vs. Arkansas State (11/22)  
                     vs. Memphis (12/17)  
                     vs. Georgetown (12/28)  
 FGM ..... 8 vs. IUPUI (12/7)  
 FGA ..... 13 vs. Memphis (12/17)  
 3FGM ..... none  
 3FGA ..... none  
 FT ..... 4 vs. Arkansas State (11/22)  
                     vs. Fairleigh Dickinson (12/10)  
 FTA ..... 5 vs. Long Beach State (11/28)  
                     vs. Memphis (12/17)

## 10 Gorgui Dieng Career Highs

Points ..... 18 vs. IUPUI (12/7/11)  
 Reb. .... 16 vs. Ohio (11/25/11)  
 Asst. .... 3 vs. Vanderbilt (12/2/11)  
 Blocks .... 7 vs. FIU (12/1/10)  
                     vs. Gardner-Webb (12/18/10)  
 Steals .... 2 (5 times) *latest:* vs. Georgetown (12/28/11)  
 FGM ..... 8 vs. IUPUI (12/7/11)  
 FGA ..... 10 vs. Ohio (11/25/11)  
 3FGM ..... none  
 3FGA ..... 1 vs. Butler (11/16)  
 FT ..... 6 vs. USF (1/9)  
 FTA ..... 7 vs. Connecticut (2/18)

### 10 Gorgui Dieng Game-by-Game

Opponent	Date	GS	Min	FGFGA	3-Point				Rebounds										Avg				
					Pct	FG	FGA	Pct	FT	FTA	Pct	Off	Def	Tot	Avg	PF	FO	A		TO	Blk	Stl	Pts
UT MARTIN	11/11/11	*	23	2 3	.667	0	0	.000	2	4	.500	2	3	5	5.0	4	0	2	3	5	1	6	6.0
LAMAR	11/13/11	*	24	2 6	.333	0	0	.000	3	4	.750	4	5	9	7.0	4	0	1	1	4	0	7	6.5
at BUTLER	11/19/11	*	34	3 3	1.000	0	0	.000	2	3	.667	2	2	4	6.0	2	0	2	2	2	0	8	7.0
ARKANSAS STATE	11/22/11	*	25	3 5	.600	0	0	.000	4	4	1.000	2	5	7	6.3	4	0	1	2	4	2	10	7.8
OHIO	11/25/11	*	32	5 10	.500	0	0	.000	4	2	.000	10	6	16	8.2	3	0	2	1	2	0	10	8.2
LONG BEACH ST	11/28/11	*	25	3 7	.429	0	0	.000	3	5	.600	4	4	8	8.2	5	1	0	1	1	0	9	8.3
VANDERBILT	12/2/11	*	38	3 5	.600	0	0	.000	1	2	.500	3	5	8	8.1	1	0	3	2	2	1	7	8.1
IUPUI	12/7/11	*	30	8 8	1.000	0	0	.000	2	4	.500	6	6	12	8.6	0	0	2	3	1	1	18	9.4
FAIR. DICKINSON	12/10/11	*	22	5 7	.714	0	0	.000	4	4	1.000	6	6	12	9.0	4	0	0	0	0	1	14	9.9
MEMPHIS	12/17/11	*	40	6 13	.462	0	0	.000	2	5	.400	7	7	14	9.5	3	0	1	1	6	2	14	10.3
C of CHARLESTON	12/20/11	*	38	5 10	.500	0	0	.000	4	4	1.000	7	5	12	9.7	4	0	1	3	5	0	14	10.6
WESTERN KY	12/23/11	*	39	5 9	.556	0	0	.000	3	4	.750	8	7	15	10.2	3	0	0	4	3	0	13	10.8
GEORGETOWN	12/28/11	*	26	3 8	.375	0	0	.000	1	3	.333	3	5	8	10.0	5	1	3	1	2	2	7	10.5

### 10 Gorgui Dieng Career Statistics

Year	GP	GS	Min	Avg	FG	FGA	Pct	3FG	3FGA	Pct	FT	FTA	Pct	OReb	DReb	Reb	Avg	PF	FO	Ast	TO	Blk	Stl	Pts	Avg
2010-11	29	10	451	15.6	68	110	.618	0	1	.000	28	52	.538	53	75	128	4.4	63	3	19	27	56	13	164	5.7
2011-12	13	13	396	30.5	53	94	.564	0	0	.000	31	48	.646	64	66	130	10.0	42	2	18	24	37	10	137	10.5
TOTAL	42	23	847	20.2	121	204	.593	0	1	.000	59	100	.590	117	141	258	6.1	105	5	37	51	93	23	301	7.2

## 12 Zach Price



**C 6-10 235 Fr. - HS Cleveland, Ohio (Jeffersonville, Ky. HS)**

- Totaled a season-best six points and six rebounds in 15 minutes of action against Fairleigh Dickinson.
- Scored his first collegiate points with a bucket against UT Martin in the Cards' season opener.
- Scored 11 points and four steals in an exhibition victory over the Real Deal Shockers on Aug. 12 on the Cards' trip to the Bahamas.
- Averaged 11.6 points, 6.9 rebounds and shot 63 percent from the field as a senior in helping Jeffersontown High School post a 25-7 record and reach the regional finals.
- First team all-state selection as a senior. His family moved to Louisville for his senior season after playing the remainder of his high school career at St. Edward's in Lakewood, Ohio.
- Ranked No. 56 nationally in the ESPN 100, 67th by Rivals.com, No. 63 by USA Today recruiting analyst Rob Harrington, and 65th by Scout.com.
- Missed over seven weeks and 13 games his senior year with a deep thigh bruise.
- Born June 7, 1993 ... Major is communication with a minor in Pan African Studies.

## 12 Zach Price

### Season / Career Highs

- Points .... 6 vs. Fairleigh Dickinson (12/10)
- Reb. .... 5 vs. Fairleigh Dickinson (12/10)
- Asst. .... none
- Blocks .... 1 vs. Fairleigh Dickinson (12/10)
- Steals .... none
- FGM ..... 2 vs. Fairleigh Dickinson (12/10)
- FGA ..... 5 vs. Fairleigh Dickinson (12/10)
- 3FGM ..... none
- 3FGA ..... none
- FT ..... 2 vs. Fairleigh Dickinson (12/10)
- FTA ..... 4 vs. Fairleigh Dickinson (12/10)

### 12 Zach Price Game-by-Game

Opponent	Date	GS	Min	FGFGA	Pct	3-Point			FT	FTA	Pct	Rebounds				PF	FO	A	TO	Blk	Stl	Pts	Avg
						FG	FGA	Pct				Off	Def	Tot	Avg								
UT MARTIN	11/11/11	10	1	2	.500	0	0	.000	0	3	.000	0	1	1	1.0	3	0	0	0	0	0	2	2.0
ARKANSAS STATE	11/22/11	6	1	2	.500	0	0	.000	0	1	.000	1	1	2	1.5	2	0	0	0	0	0	2	2.0
LONG BEACH ST	11/28/11	2	0	0	.000	0	0	.000	0	1	.000	0	1	1	1.3	0	0	0	0	0	0	0	1.3
IUPUI	12/7/11	8	0	1	.000	0	0	.000	0	0	.000	0	1	1	1.3	0	0	0	0	0	0	0	1.0
FAIR. DICKINSON	12/10/11	15	2	5	.400	0	0	.000	2	4	.500	3	2	5	2.0	5	1	0	2	1	0	6	2.0

### 12 Zach Price Career Statistics

Year	GP	GS	Min	Avg	FG	FGA	Pct	3FG	3FGA	Pct	FT	FTA	Pct	OReb	DReb	Reb	Avg	PF	FO	Ast	TO	Blk	Stl	Pts	Avg
2011-12	5	0	41	8.2	4	10	.400	0	0	.000	2	9	.222	4	6	10	2.0	10	1	0	2	1	0	10	2.0
TOTAL	5	0	41	8.2	4	10	.400	0	0	.000	2	9	.222	4	6	10	2.0	10	1	0	2	1	0	10	2.0

# 14 Kyle Kuric



**G/F 6-4 195 Sr. - 3L Evansville, Ind. (Memorial HS)**

■ Cards top scorer (13.5 ppg, 25th in the BIG EAST). He is averaging 14.4 points and 5.2 rebounds per outing since Feb. 9 of last season after putting up 4.8 ppg and 2.1 rpg in 68 career games prior to that.

■ Has scored in double figures in 20 of his last 26 games dating back to last season (seven straight, 11 this year).

■ Needs 23 points for 700 in his career.

■ Scored a team-high 17 points vs. Georgetown, burying a season-best five three-pointers.

■ Produced 17 points, three steals and a season-high eight rebounds vs. College of Charleston

■ Good all-around game against Fairleigh Dickinson when he had a season-high 18 points, six rebounds, three assists and two steals.

■ Buried his 100th career three-point goal against Ohio, including two under four minutes when the Cards were down six.

■ Scored 15 points against No. 20 Vanderbilt, including five in the last minute of overtime as the Cardinals overcame a nine-point second-half deficit to win.

■ Against Ohio, Kuric produced a career-best three blocked shots and a career-high matching four steals -- including a huge one that led to the go-ahead basket with 1:49 to play. It was the first time a U of L player had totaled at least three blocks and four steals in a game in nearly 12 years -- since Dion Edward swatted three shots and recorded five steals in a 78-58 win over the UCF on Dec. 15, 1999. Only nine different Cardinals have ever put together such a performance.

■ Has four games with 3+ steals this season (seven career games with three steals).

■ Scored 17 points at Butler, 12 in the second half. He and Chris Smith combined to score 25 of the Cardinals' last 29 points in the game.

■ Scored a team-high matching 14 points vs. UT Martin.

■ Expanded his community service efforts this year, promoting projects through his web site [KylesCornerForKids.com](http://KylesCornerForKids.com).

■ Starter in 19 games at forward as a junior. He was third in the BIG EAST in three-point percentage (.449, 70-of-156) and was seventh in field goal percentage (.514).

■ Hit 40 of his 70 three-pointers on the season over the last 16 games. His 70 three-pointers were the 11th most for a U of L player in a single season.

■ Has 19 career double-figure scoring efforts, including 16 as a junior (12 of the last 19 games) when he had six 20-point scoring games.

■ Scored a career-high 28 points at Notre Dame, adding four rebounds and a steal. His dunk just before halftime in that game was named the national Papa John's Dunk of the Year.

■ Was crowned U of L's Homecoming King during his junior year (Oct. 9, 2010), a crown he passed on to teammate Peyton Siva.

■ Huge game as a sophomore in the regular season finale against then No. 1 Syracuse, scoring a career-high 22 points, all in the second half. He added three rebounds, two assists, a steal, and four dunks while connecting on 9-of-11 field goals (4-of-6 three-pointers).

■ Serves as the student representative on the U of L Athletic Association Board of Directors.

■ His sister Katie was a goalkeeper for the U of L women's soccer team.

■ Born Aug. 25, 1989 ... Major is business management with a minor in entrepreneurship.

## 14 Kyle Kuric Season Highs

Points ..... 18 vs. Fairleigh Dickinson (12/10)  
 Reb. .... 8 vs. Coll. of Charleston (12/20)  
 Asst. .... 3 (3 times) *latest*: vs. FDU (12/10)  
 Blocks .... 3 vs. Ohio (11/25)  
 Steals .... 4 vs. Ohio (11/25)  
 FGM ..... 7 (3 times) *latest*: vs. Col. of Charleston (12/20)  
 FGA ..... 14 vs. Fairleigh Dickinson (12/10)  
 3FGM ..... 5 vs. Georgetown (12/28)  
 3FGA ..... 12 vs. Georgetown (12/28)  
 FT ..... 3 vs. Ohio (11/25)  
                     vs. Long Beach State (11/28)  
 FTA ..... 4 (3 times) *latest*: vs. FDU (12/10)

## 14 Kyle Kuric Career Highs

Points ..... 28 vs. Notre Dame (2/9/11)  
 Reb. .... 9 vs. Radford (12/27/09), Providence (3/2/11)  
 Asst. .... 4 vs. Syracuse (2/12/11)  
 Blocks .... 3 vs. Ohio (11/25/11)  
 Steals .... 4 vs. Chattanooga (11/22/10)  
                     vs. Ohio (11/25/11)  
 FGM ..... 11 vs. Providence (3/2/11)  
 FGA ..... 18 vs. Providence (3/2/11)  
 3FGM ..... 7 vs. Morgan State (12/27/10)  
 3FGA ..... 12 vs. Georgetown (12/28/11)  
 FT ..... 6 vs. Notre Dame (2/9/11)  
 FTA ..... 6 (3 times) *latest*: vs. Notre Dame (2/9/11)

### 14 Kyle Kuric Game-by-Game

Opponent	Date	GS	Min	FGFGA	3-Point			Rebounds			PF	FO	Ast	TO	Blk	Stl	Pts	Avg					
					Pct	FG	FGA	Pct	FT	FTA									Pct	Off	Def	Tot	Avg
UT MARTIN	11/11/11	*	27	6 12	.500	2	6	.333	0	0	.000	1	4	5	5.0	1	0	2	1	1	3	14	14.0
LAMAR	11/13/11	*	37	2 6	.333	0	1	.000	2	2	1.000	1	3	4	4.5	2	0	3	2	0	3	6	10.0
at BUTLER	11/19/11	*	40	7 11	.636	3	6	.500	0	0	.000	1	5	6	5.0	1	0	3	1	0	0	17	12.3
ARKANSAS STATE	11/22/11	*	32	5 10	.500	1	2	.500	1	2	.500	0	3	3	4.5	2	0	0	0	0	1	12	12.3
OHIO	11/25/11	*	40	5 12	.417	3	8	.375	3	4	.750	3	2	5	4.6	1	0	1	2	3	4	16	13.0
LONG BEACH ST	11/28/11	*	35	2 6	.333	0	2	.000	3	4	.750	0	2	2	4.2	4	0	1	0	0	1	7	12.0
VANDERBILT	12/2/11	*	43	6 11	.545	3	7	.429	0	0	.000	1	4	5	4.3	4	0	0	7	0	1	15	12.4
IUPUI	12/7/11	*	29	5 8	.625	0	3	.000	1	1	1.000	3	3	6	4.5	2	0	0	3	0	1	11	12.3
FAIR. DICKINSON	12/10/11	*	30	7 14	.500	2	8	.250	2	4	.500	3	3	6	4.7	2	0	3	0	1	2	18	12.9
MEMPHIS	12/17/11	*	36	5 10	.500	1	2	.500	0	0	.000	1	1	2	4.4	3	0	0	0	0	1	11	12.7
C of CHARLESTON	12/20/11	*	40	7 13	.538	2	7	.286	1	2	.500	3	5	8	4.7	2	0	0	1	0	3	17	13.1
WESTERN KY	12/23/11	*	33	5 10	.500	3	7	.429	2	2	1.000	1	1	2	4.5	4	0	1	3	1	1	15	13.3
GEORGETOWN	12/28/11	*	40	5 13	.385	5	12	.417	2	2	1.000	2	2	4	4.5	3	0	1	0	1	1	17	13.5

### 14 Kyle Kuric Career Statistics

Year	GP	GS	Min	Avg	FG	FGA	Pct	3FG	3FGA	Pct	FT	FTA	Pct	OReb	DReb	Reb	Avg	PF	FO	Ast	TO	Blk	Stl	Pts	Avg
2008-09	17	1	93	5.5	10	19	.526	5	11	.455	2	2	1.000	9	7	16	0.9	6	0	5	6	3	2	27	1.6
2009-10	30	2	418	13.9	43	94	.457	18	50	.360	15	24	.625	31	44	75	2.5	39	0	12	12	1	18	119	4.0
2010-11	33	19	928	28.1	130	253	.514	70	156	.449	25	33	.758	45	84	129	3.9	56	0	40	26	7	29	355	10.8
2011-12	13	13	462	35.5	67	136	.493	25	71	.352	17	23	.739	20	38	58	4.5	31	0	15	20	7	22	176	13.5
TOTAL	93	35	1901	20.4	250	502	.498	118	288	.410	59	82	.720	105	173	278	3.0	132	0	72	64	18	71	677	7.3

# 15 Tim Henderson



**G 6-2 180 So. - 1L Louisville, Ky. (Christian Academy)**

- Scored a career-high five points in a career-best 16 minutes of action against Fairleigh Dickinson.
- Local walk-on guard, buried a three-pointer in the Cards' opening game against UT Martin.
- Scored three points, and matched career highs with two assists and three rebounds against IUPUI in eight minutes of action.
- Played a solid five minutes in the second half at Butler.
- Saw action in 18 games as a freshman, scoring in six games.
- Scored four points and had an assist against South Alabama last year (12/4/10).
- Made the most of his 10 minutes of action against Chattanooga, scoring four points while adding a rebound and an assist last season (11/22/10).
- One of two Kentuckians on the Cardinal roster (also Elisha Justice).
- Averaged 16.2 points and 8.0 rebounds as a senior at Christian Academy.
- Collected six double-doubles as an all-region selection his senior year, among them a 15-rebound effort against Louisville Collegiate on Jan. 5, a game in which he also went 4-for-6 from behind the arc. His high school scoring high was 29 points.
- His father Jeff was a swimmer at U of L (1976-79), his mother played tennis at U of L and his sister played basketball at Asbury College.
- Born Sept. 15, 1991 ... Major is sport administration.

## 15 Tim Henderson Season Highs

- Points ..... 5 vs. Fairleigh Dickinson (12/10)
- Reb. .... 3 vs. IUPUI (12/7)
- Asst. .... 2 vs. IUPUI (12/7)
- Blocks .... none
- Steals .... 1 vs. IUPUI (12/7)
- FGM ..... 2 vs. Fairleigh Dickinson (12/10)
- FGA ..... 3 vs. UT Martin (11/11)  
vs. Fairleigh Dickinson (12/10)
- 3FGM ..... 1 (3 times) *latest*: vs. FDU (12/10)
- 3FGA ..... 2 vs. Fairleigh Dickinson (12/10)
- FT ..... 1 vs. Arkansas State (11/22)
- FTA ..... 2 vs. Arkansas State (11/22)

## 15 Tim Henderson Career Highs

- Points ..... 5 vs. Fairleigh Dickinson (12/10/11)
- Reb. .... 3 vs. St. John's (1/19/11)  
vs. IUPUI (12/7/11)
- Asst. .... 2 vs. Morgan State (12/27/10)  
vs. IUPUI (12/7/11)
- Blocks .... none
- Steals .... 2 vs. Morgan State (12/27/10)
- FGM ..... 2 vs. South Alabama (12/4/10)  
vs. Fairleigh Dickinson (12/10/11)
- FGA ..... 7 vs. South Alabama (12/4/10)
- 3FGM ..... 1 (5 times) *latest*: vs. FDU(12/10/11)
- 3FGA ..... 2 vs. Chattanooga (11/22/10)
- FT ..... 1 vs. Chattanooga (11/22/10)  
vs. Arkansas State (11/22/11)
- FTA ..... 2 vs. Chattanooga (11/22/10)  
vs. Arkansas State (11/22/11)

### 15 Tim Henderson Game-by-Game


Opponent	Date	GS	Min	FGFGA	Pct	3-Point			Rebounds			PF	FO	A	TO	Blk	Stl	Pts	Avg				
						FG	FGA	Pct	FT	FTA	Pct									Off	Def	Tot	Avg
UT MARTIN	11/11/11	6	1	3	.333	1	1	1.000	0	0	.000	1	0	1	1.0	1	0	0	1	0	0	3	3.0
at BUTLER	11/19/11	5	0	0	.000	0	0	.000	0	0	.000	0	0	0	0.5	1	0	0	0	0	0	0	1.5
ARKANSAS STATE	11/22/11	5	0	0	.000	0	0	.000	1	2	.500	0	1	1	0.7	1	0	0	2	0	0	1	1.3
LONG BEACH ST	11/28/11	3	0	1	.000	0	1	.000	0	0	.000	0	1	1	0.8	0	0	1	0	0	0	0	1.0
VANDERBILT	12/2/11	2	0	0	.000	0	0	.000	0	0	.000	0	0	0	0.6	0	0	0	0	0	0	0	0.8
IUPUI	12/7/11	8	1	2	.500	1	1	1.000	0	0	.000	0	3	3	1.0	1	0	2	1	0	1	3	1.2
FAIR. DICKINSON	12/10/11	16	2	3	.667	1	2	.500	0	0	.000	1	1	2	1.1	0	0	0	1	0	0	5	1.7
MEMPHIS	12/17/11	0	0	1	.000	0	1	.000	0	0	.000	0	0	0	1.0	1	0	0	0	0	0	0	1.5

### 15 Tim Henderson Career Statistics

Year	GP	GS	Min	Avg	FG	FGA	Pct	3FG	3FGA	Pct	FT	FTA	Pct	OReb	DReb	Reb	Avg	PF	FO	Ast	TO	Blk	Stl	Pts	Avg
2010-11	18	0	63	3.5	7	21	.333	2	9	.222	1	2	.500	3	8	11	0.6	12	0	6	3	0	4	17	0.9
2011-12	8	0	45	5.6	4	10	.400	3	6	.500	1	2	.500	2	6	8	1.0	5	0	3	5	0	1	12	1.5
TOTAL	26	0	108	4.2	11	31	.355	5	15	.333	2	4	.500	5	14	19	0.7	17	0	9	8	0	5	29	1.1



## 22 Elisha Justice



**G 5-10 180 So. - 1L Pikeville, Ky. (Shelby Valley HS)**

- Broke his nose on Nov. 27 and missed games against Long Beach State, Vanderbilt, IUPUI or Fairleigh Dickinson. He returned to practice on Dec. 14 and played three minutes vs. Memphis.
- Had six points, four rebounds, three assists and a career-high matching three steals against Arkansas State.
- He has committed more than one turnover in a college game on just five occasions (three this season). He had 33 assists with 14 turnovers as a freshman (2.36 ratio).
- Started and played 38 minutes vs. Bellarmine when Peyton Siva was out with a concussion, producing three each of points, rebounds, assists and turnovers in the game. Had four points, an assist and no turnovers in 19 minutes at Butler.
- Solid performance as the Cards' backup point guard as a freshman. He had initially joined U of L as a walk-on before a scholarship became available for the 2010-11 season. He, Kyle Kuric and Chris Smith went off scholarship this year because of multiple roster additions.
- Scored a season high 12 points and grabbed six rebounds against Butler in his first game as a Cardinal (11/16/10).
- Honored as Kentucky's Mr. Basketball as a senior, he averaged 20.1 points, 5.9 assists, 3.9 rebounds and 3.9 steals for as a senior as Shelby Valley posted a 32-4 record and won the 2010 Kentucky state championship. He had school record career totals of 2,086 points, 633 assists and a Kentucky state record 540 steals.
- His brother Jonah is a senior offensive guard for the Univ. of Virginia at Wise football team.
- Nicknamed "The Bullet" by U of L Coach Rick Pitino.
- Born Dec. 17, 1990 ... Major is undecided.

### 22 Elisha Justice Season Highs

- Points .... 6 vs. Arkansas State (11/22)
- Reb. .... 4 vs. Arkansas State (11/22)
- Asst. .... 3 vs. Arkansas State (11/22)
- Blocks .... none
- Steals .... 3 vs. Arkansas State (11/22)
- FGM ..... 3 vs. Arkansas State (11/22)
- FGA ..... 8 vs. Arkansas State (11/22)
- 3FGM ..... 1 vs. Lamar (11/13)
- 3FGA ..... 3 vs. Arkansas State (11/22)
- FT ..... 2 vs. Lamar (11/13)
- FTA ..... 2 vs. Lamar (11/13)

### 22 Elisha Justice Career Highs

- Points .... 12 vs. Butler (11/16/10)  
vs. FIU (12/1/10)
- Reb. .... 6 vs. Butler (11/16/10)
- Asst. .... 6 vs. Chattanooga (11/22/10)
- Blocks .... none
- Steals .... 3 vs. Morehead St. (3/17/11)  
vs. Arkansas State (11/22/11)
- FGM ..... 4 vs. FIU (12/1/10)
- FGA ..... 8 vs. Arkansas State (11/22/11)
- 3FGM ..... 3 vs. FIU (12/1/10)
- 3FGA ..... 4 vs. FIU (12/1/10)  
vs. Providence (1/22/11)
- FT ..... 9 vs. Butler (11/16/10)
- FTA ..... 14 vs. Butler (11/16/10)

#### 22 Elisha Justice Game-by-Game

Opponent	Date	GS	Min	FGFGA	3-Point			Rebounds			PF	FO	A	TO	Blk	Stl	Pts	Avg					
					Pct	FG	FGA	Pct	FT	FTA									Pct	Off	Def	Tot	Avg
UT MARTIN	11/11/11	6	0	0	.000	0	0	.000	0	0	.000	0	1	1	1.0	0	0	0	3	0	2	0	0.0
LAMAR	11/13/11	11	1	2	.500	1	11	.000	2	2	1.000	0	1	1	1.0	3	0	0	2	0	0	5	2.5
at BUTLER	11/19/11	19	2	5	.400	0	2	.000	0	0	.000	0	1	1	1.0	4	0	1	0	0	0	4	3.0
ARKANSAS STATE	11/22/11	28	3	8	.375	0	3	.000	0	0	.000	1	3	4	1.8	2	0	3	3	0	3	6	3.8
OHIO	11/25/11	2	0	0	.000	0	0	.000	0	0	.000	0	0	0	1.4	0	0	0	1	0	0	0	3.0
MEMPHIS	12/17/11	3	0	1	.000	0	1	.000	0	0	.000	0	1	1	1.3	0	0	0	0	0	0	0	2.5
C of CHARLESTON	12/20/11	0	0	0	.000	0	0	.000	0	0	.000	0	0	0	1.1	0	0	0	0	0	0	0	2.1
WESTERN KY	12/23/11	1	0	0	.000	0	0	.000	0	0	.000	0	0	0	1.0	0	0	0	0	0	0	0	1.9

#### 22 Elisha Justice Career Statistics

Year	GP	GS	Min	Avg	FG	FGA	Pct	3FG	3FGA	Pct	FT	FTA	Pct	OReb	DReb	Reb	Avg	PF	FO	Ast	TO	Blk	Stl	Pts	Avg
2010-11	29	0	294	10.1	21	58	.362	9	31	.290	20	34	.588	4	26	30	1.0	36	0	33	14	0	11	71	2.4
2011-12	8	0	70	8.8	6	16	.375	1	7	.143	2	2	1.000	1	7	8	1.0	9	0	4	9	0	5	15	1.9
TOTAL	37	0	364	9.8	27	74	.365	10	38	.263	22	36	.611	5	33	38	1.0	45	0	37	23	0	16	86	2.3

## 23 Kevin Ware

**LOUISVILLE**



**G 6-4 185 Fr. - HS Conyers, Ga. (Rockdale County HS)**

- After three days of practice, he played six minutes against Memphis for his first collegiate action.
- Joined the team on Dec. 14 after he met his NCAA initial eligibility requirements to enroll for the 2012 spring semester in November. He had signed a financial aid agreement with the Cardinals in June, was denied a waiver and subsequent appeal for admittance in early September, and had continued to work on improving his standing.
- Averaged 13.2 points, 4.1 assists, 3.9 rebounds and 2.2 steals as a senior last season in helping Rockdale County post a 26-6 record and finish as the Georgia 4-A state runner-up.
- First-team all-state selection as a senior and was rated by Rivals.com as the No. 70 overall prospect in the class of 2011, was listed No. 94 in the ESPNU Top 100 and was rated 99th nationally by Scout.com.
- As a junior at Rockdale County, Ware averaged 14.9 points and 4.0 assists per game while earning 4-A second-team all-state honors as the Bulldogs won the regional championship and reached the second round of the 4-A state playoffs with a 28-2 mark.
- Had eight points and four rebounds for the White team in the 2011 Derby Festival Basketball Classic all-star game, played in Louisville's KFC Yum! Center in April.
- Scored a season high 28 points as a senior against Meridian (Miss.) High School.
- As a sophomore, he averaged 16 points, 8.5 assists and eight rebounds as a sophomore en route to district player of the year honors.
- A broken hand suffered in July 2010 limited his summer competition, but was still named to the USA roster for the 2010 adidas Nations Global Experience event in Chicago.
- Originally signed a national letter-of-intent with Tennessee before being granted a release, and had narrowed his choices to UofL and Georgia before joining the Cards.
- Born Jan. 3, 1993 ... Major is undecided.

## 22 Kevin Ware Season/Career Highs

- Points .... none
- Reb. .... none
- Asst. .... none
- Blocks .... 1 vs. Memphis (12/17)
- Steals .... 1 vs. Western Kentucky (12/23)
- FGM ..... none
- FGA ..... 2 vs. Memphis (12/17)
- 3FGM ..... none
- 3FGA ..... none
- FT ..... none
- FTA ..... none

### 23 Kevin Ware Game-by-Game

Opponent	Date	GS	Min	FG	FGA	3-Point			Rebounds							PF	FO	A	TO	Blk	Stl	Pts	Avg
						Pct	FG	FGA	Pct	FT	FTA	Pct	Off	Def	Tot								
MEMPHIS	12/17/11	6	0	2	.000	0	0	.000	0	0	.000	0	0	0	0.0	2	0	0	1	1	0	0	0.0
WESTERN KY	12/23/11	3	0	0	.000	0	0	.000	0	0	.000	0	0	0	0.0	0	0	0	0	0	1	0	0.0
GEORGETOWN	12/28/11	1	0	0	.000	0	0	.000	0	0	.000	0	0	0	0.0	0	0	0	0	0	0	0	0.0

### 23 Kevin Ware Career Statistics

Year	GP	GS	Min	Avg	FG	FGA	Pct	3FG	3FGA	Pct	FT	FTA	Pct	OReb	DReb	Reb	Avg	PF	FO	Ast	TO	Blk	Stl	Pts	Avg
2011-12	3	0	10	3.3	0	2	.000	0	0	.000	0	0	.000	0	0	0	0.0	2	0	0	1	1	1	0	0.0
TOTAL	3	0	10	3.3	0	2	.000	0	0	.000	0	0	.000	0	0	0	0.0	2	0	0	1	1	1	0	0.0



## 24 Chane Behanan



**F 6-7 250 Fr. - HS Cincinnati, Ohio (Bowling Green HS)**

■ Collected six or more rebounds in 12 of 13 games (8.0 average, 8th in the BIG EAST), has blocked a shot in nine of 13 games, and has been a double figure scorer on seven occasions.

■ Produced his third double-double of the season with 14 points, 10 rebounds and two steals against Vanderbilt, scoring 12 of his points in the eight minutes of the game and overtime after the Cardinals had fallen behind by nine points.

■ He and teammate Gorgui Dieng are the first pair of Louisville teammates to each block a shot in the first eight games of a season since Pervis Ellison and Billy Thompson both had stiffs in the first 13 games in 1985-86.

■ Blasted onto the collegiate scene with double-doubles in his first two games (14 pts., 12 reb. vs. UT Martin, 10 pts., 13 reb. vs. Lamar). He is the first known UofL freshman to produce double-doubles in his first two career games. He has three double-doubles this season.

■ Behanan's 14 points vs. UT Martin is tied for the sixth most ever at U of L in a freshman career debut and his 12 rebounds were the most in a freshman debut in 36 years (since Larry Williams grabbed 14 boards in the '75-76 opener).

■ Averaged 15.5 points and eight rebounds in a pair of exhibition wins on the Cardinals' foreign trip to the Bahamas in August.

■ Averaged 23.3 points, 14.4 rebounds, 3.8 assists and 2.2 blocked shots as a senior last season for Bowling Green as a 2011 McDonald's All-America selection and a Parade Magazine second team All-American.

■ A first-team all-state selection as a junior and senior, Behanan was ranked No. 27 nationally in the ESPN 100, 21st by Rivals.com, 23rd by Scout.com, and No. 16 by USA Today recruiting analyst Rob Harrington.

■ Produced three triple-doubles and 26 double-doubles in 33 games as a senior. He scored 1,547 points in two seasons at Bowling Green.

■ Born Sept. 24, 1992 ... Major is undecided.

## 24 Chane Behanan

### Season / Career Highs

Points ..... 14 vs. UT Martin (11/11)  
vs. Vanderbilt (12/2)  
Reb. .... 13 vs. Lamar (11/13)  
Asst. .... 2 vs. Long Beach State (11/28)  
vs. Memphis (12/17)  
Blocks .... 1 (9 times) *latest*: vs. Georgetown (12/28)  
Steals .... 2 vs. Long Beach State (11/28)  
vs. Vanderbilt (12/2)  
FGM ..... 6 vs. UT Martin (11/11)  
FGA ..... 12 vs. Vanderbilt (12/2)  
3FGM ..... 1 vs. Long Beach State (11/28)  
vs. Vanderbilt (12/2)  
3FGA ..... 2 (5 times) *latest*: vs. Memphis (12/17)  
FT ..... 8 vs. Memphis (12/17)  
FTA ..... 8 vs. Memphis (12/17)

24 Chane Behanan	Game-by-Game		3-Point		Rebounds										Avg									
	Opponent	Date	GS	Min	FG	FGA	Pct	FG	FGA	Pct	FT	FTA	Pct	Off		Def	Tot	Avg	PF	FO	A	TO	Blk	Stl
UT MARTIN	11/11/11	*	23	6	6	1.000	0	0	.000	2	2	1.000	4	8	12	12.0	3	0	1	1	1	0	14	14.0
LAMAR	11/13/11	*	32	4	7	.571	0	0	.000	2	4	.500	4	9	13	12.5	2	0	1	1	1	0	10	12.0
at BUTLER	11/19/11	*	19	1	5	.200	0	3	.000	2	4	.500	1	6	7	10.7	2	0	1	4	1	0	4	9.3
ARKANSAS STATE	11/22/11	*	20	3	7	.429	0	2	.000	1	2	.500	2	4	6	9.5	2	0	0	3	1	1	7	8.8
OHIO	11/25/11	*	25	4	10	.400	0	2	.000	3	7	.429	3	4	7	9.0	0	0	0	3	1	0	11	9.2
LONG BEACH ST	11/28/11	*	29	4	8	.500	1	11	1.000	4	6	.667	3	4	7	8.7	0	0	2	1	1	2	13	9.8
VANDERBILT	12/2/11	*	29	5	12	.417	1	2	.500	3	3	1.000	4	6	10	8.9	4	0	0	1	1	2	14	10.4
IUPUI	12/7/11	*	25	3	6	.500	0	1	.000	0	0	.000	2	2	4	8.3	0	0	0	2	1	1	6	9.9
FAIR. DICKINSON	12/10/11	*	21	2	5	.400	0	2	.000	0	2	.000	1	6	7	8.1	3	0	1	0	0	0	4	9.2
MEMPHIS	12/17/11		22	1	7	.143	0	2	.000	8	8	1.000	3	5	8	8.1	3	0	2	4	0	0	10	9.3
C of CHARLESTON	12/20/11	*	22	5	11	.455	1	11	1.000	1	5	.200	4	4	8	8.1	1	0	1	2	0	2	12	9.5
WESTERN KY	12/23/11	*	18	0	4	.000	0	1	.000	0	2	.000	3	4	7	8.0	1	0	1	2	0	1	0	8.8
GEORGETOWN	12/28/11	*	32	4	8	.500	0	1	.000	0	0	.000	3	5	8	8.0	1	0	0	1	1	3	8	8.7

### 24 Chane Behanan Career Statistics

Year	GP	GS	Min	Avg	FG	FGA	Pct	3FG	3FGA	Pct	FT	FTA	Pct	OReb	DReb	Reb	Avg	PF	FO	Ast	TO	Blk	Stl	Pts	Avg
2011-12	13	12	317	24.4	42	96	.438	3	18	.167	26	45	.578	37	67	104	8.0	22	0	10	25	9	12	113	8.7
TOTAL	13	12	317	24.4	42	96	.438	3	18	.167	26	45	.578	37	67	104	8.0	22	0	10	25	9	12	113	8.7



### 33 Mike Marra



**G 6-5 200 Jr. - 2L Smithfield, R.I. (Northfield Mt. Hermon)**


- Suffered a torn ACL in his left knee against Lamar on Nov. 13 and will miss the remainder of the season. He will have surgery soon to repair the damage and normal recovery time is 9-12 months.
- One of the Cards' more savvy and dependable players, Marra scored six points in each of Louisville's first two games. He averaged 6.2 points and two assists as a sophomore, starting 11 games.
- Double-figure scorer in 11 games as a sophomore and handed out at least four assists in seven games.
- Stellar game off the bench against Marquette in the BIG EAST Tournament quarterfinals, totaling 22 points - second highest of his career -- a career-best six three-point goals in 10 attempts, two blocked shots and three assists without a turnover.
- His 45 three-pointers in 31 games were more than double what he made as a freshman (20) and he more than doubled his freshman year scoring total.
- Saw action in 27 games as a freshman for the Cardinals when 82 of his 94 field goal attempts were from three-point range.
- Born May 22, 1990 ... Major is sport administration.

Opponent	Date	3-Point		Rebounds											Avg								
		GS	Min	FG	FGA	Pct	FT	FTA	Pct	Off	Def	Tot	PF	FO		A	TO	Blk	Stl	Pts			
UT MARTIN	11/11/11	14	2	4	.500	1	3	.333	1	2	.500	1	2	3	3.0	0	0	1	0	0	1	6	6.0
LAMAR	11/13/11	11	3	4	.750	0	1	.000	0	0	.000	0	2	2	2.5	0	0	1	2	0	0	6	6.0

#### 33 Mike Marra Career Statistics

Year	GP	GS	Min	Avg	FG	FGA	Pct	3FG	3FGA	Pct	FT	FTA	Pct	OReb	DReb	Reb	Avg	PF	FO	Ast	TO	Blk	Stl	Pts	Avg
2009-10	27	0	268	9.9	27	94	.287	20	82	.244	11	15	.733	8	21	29	1.1	25	0	16	11	6	10	85	3.1
2010-11	31	11	635	20.5	63	199	.317	45	161	.280	26	33	.788	16	50	66	2.1	43	0	61	38	10	28	197	6.4
2011-12	2	0	25	12.5	5	8	.625	1	4	.250	1	2	.500	1	4	5	2.5	0	0	2	2	0	1	12	6.0
TOTAL	60	11	928	15.5	95	301	.316	66	247	.267	38	50	.760	25	75	100	1.7	68	0	79	51	16	39	294	4.9

### 44 Stephan Van Treese



**F 6-8 235 Jr. - 2L Indianapolis, Ind. (Lawrence North HS)**

- Had another setback on Nov. 26 when he reinjured his left knee. He is out indefinitely.
- Saw his first action of the year at Butler after recovering from a strained patellar tendon in his left knee and produced four points, a rebound and a blocked shot while playing six minutes in his home town.
- Had missed all of practice since the Cards began on Oct. 14, but he had his first individual workout on Nov. 14, and returned to full practice on Nov. 16.
- Averaged 4.2 points and 4.6 rebounds in BIG EAST games as a sophomore, scoring in double figures in three league games. He started 12 games, including 11 BIG EAST games.
- His 70.5 percent field goal accuracy (31-of-44) in league games as a sophomore was among the BIG EAST leaders before he dropped below the per-game minimum.
- Grabbed at least one steal in 15 games as a sophomore (21 total).
- Produced career highs of 14 rebounds and 12 points against USF in his second career start (1/9/11), marking his first career double-double.
- Saw action in 16 games as a freshman.
- Averaged 12.3 points, 8.3 rebounds, 2.1 assists and 2.0 blocked shots as a senior in helping Indianapolis North earn a 25-3 record and the regional finals. An AP All-State selection as a senior and a three-year starter at Lawrence North.
- Born Sept. 26, 1990 ... Major is sport administration.

Opponent	Date	3-Point		Rebounds											Avg								
		GS	Min	FG	FGA	Pct	FT	FTA	Pct	Off	Def	Tot	PF	FO		A	TO	Blk	Stl	Pts			
at BUTLER	11/19/11	6	1	1	1.000	0	0	.000	2	3	.667	1	0	1	1.0	2	0	0	1	1	0	4	4.0
ARKANSAS STATE	11/22/11	10	0	2	.000	0	0	.000	0	1	.000	1	1	2	1.5	3	0	0	0	0	1	0	2.0
OHIO	11/25/11	4	0	0	.000	0	0	.000	0	0	.000	2	1	3	2.0	0	0	0	0	0	0	0	1.3

#### 44 Stephan Van Treese Career Statistics

Year	GP	GS	Min	Avg	FG	FGA	Pct	3FG	3FGA	Pct	FT	FTA	Pct	OReb	DReb	Reb	Avg	PF	FO	Ast	TO	Blk	Stl	Pts	Avg
2009-10	16	0	44	2.8	4	6	.667	0	0	.000	0	1	.000	3	6	9	0.6	8	0	3	5	2	1	8	0.5
2010-11	33	12	440	13.3	44	63	.698	0	0	.000	9	29	.310	55	62	117	3.5	50	0	9	21	5	21	97	2.9
2011-12	3	0	20	6.7	1	3	.333	0	0	.000	2	4	.500	4	2	6	2.0	5	0	0	1	1	1	4	1.3
TOTAL	52	12	504	9.7	49	72	.681	0	0	.000	11	34	.324	62	70	132	2.5	63	0	12	27	8	23	109	2.1

### 33 Mike Marra Season Highs

- Points ..... 6 vs. UT Martin (11/11), Lamar (11/13)
- Reb. .... 3 vs. UT Martin (11/11)
- Asst. .... 1 vs. UT Martin (11/11), Lamar (11/13)
- Blocks .... none
- Steals .... 1 vs. UT Martin (11/11)
- FGM ..... 3 vs. Lamar (11/13)
- FGA ..... 4 vs. UT Martin (11/11), Lamar (11/13)
- 3FGM ..... 1 vs. UT Martin (11/11)
- 3FGA ..... 3 vs. UT Martin (11/11)
- FT ..... 1 vs. UT Martin (11/11)
- FTA ..... 2 vs. UT Martin (11/11)

### 33 Mike Marra Career Highs

- Points .... 23 vs. South Alabama (12/4/10)
- Reb. .... 8 vs. DePaul (2/5/11)
- Asst. .... 5 (4 times) *latest:* vs. Providence (1/22/11)
- Blocks .... 2 vs. Gardner-Webb (12/18/10) vs. Marquette (3/10/11)
- Steals .... 3 (9 times) *latest:* vs. Rutgers (2/22/11)
- FGM ..... 8 vs. South Alabama (12/4/10)
- FGA ..... 18 vs. South Alabama (12/4/10)
- 3FGM ..... 6 vs. Marquette (3/10/11)
- 3FGA ..... 14 vs. South Alabama (12/4/10)
- FT ..... 5 vs. Seton Hall (1/5/11)
- FTA ..... 5 vs. Seton Hall (1/5/11)

### 44 Stephan Van Treese Season Highs

- Points ..... 4 vs. Butler (11/19)
- Reb. .... 3 vs. Ohio (11/25)
- Asst. .... none
- Blocks .... 1 vs. Butler (11/19)
- Steals .... 1 vs. Arkansas State (11/22)
- FGM ..... 1 vs. Butler (11/19)
- FGA ..... 2 vs. Arkansas State (11/22)
- 3FGM ..... none
- 3FGA ..... none
- FT ..... 2 vs. Butler (11/19)
- FTA ..... 3 vs. Butler (11/19)

### 44 Stephan Van Treese Career Highs

- Points ..... 12 vs. USF (1/9/11)
- Reb. .... 14 vs. USF (1/9/11)
- Asst. .... 2 vs. DePaul (2/5/11)
- Blocks .... 1 (7 times) *latest:* vs. Butler (11/19/11)
- Steals .... 3 vs. Marshall (11/27/10) vs. Villanova (1/12/11)
- FGM ..... 6 vs. USF (1/9/11)
- FGA ..... 10 vs. USF (1/9/11)
- 3FGM ..... none
- 3FGA ..... none
- FT ..... 2 vs. Villanova (1/12/11), Butler (11/19/11)
- FTA ..... 4 vs. South Alabama (12/4/10) vs. Connecticut (2/18/11)



**University of Louisville**  
**Louisville Combined Team Statistics (as of Dec 28, 2011)**  
**All games**



Overall record: 12-1 Conf: 0-1 Home: 11-1 Away: 1-0 Neutral: 0-0

##	Player	gp-gs	min	avg	Total		3-Point		F-Throw		Rebounds				pf	dq	a	to	blk	stl	pts	avg
					fg-fga	fg%	3fg-fga	3fg%	ft-fa	ft%	off	def	tot	avg								
14	KURIC, Kyle	13-13	462	35.5	67-136	.493	25-71	.352	17-23	.739	20	38	58	4.5	31	0	15	20	7	22	176	13.5
02	SMITH, Russ	12-3	243	20.3	44-119	.370	15-41	.366	27-36	.750	8	16	24	2.0	38	1	23	21	1	29	130	10.8
10	DIENG, Gorgui	13-13	396	30.5	53-94	.564	0-0	.000	31-48	.646	64	66	130	10.0	42	2	18	24	37	10	137	10.5
05	SMITH, Chris	13-12	362	27.8	38-90	.422	19-48	.396	34-46	.739	10	32	42	3.2	13	0	38	11	0	14	129	9.9
03	SIVA, Peyton	11-11	343	31.2	31-87	.356	7-33	.212	36-44	.818	5	26	31	2.8	32	1	70	39	2	23	105	9.5
24	BEHANAN, Chane	13-12	317	24.4	42-96	.438	3-18	.167	26-45	.578	37	67	104	8.0	22	0	10	25	9	12	113	8.7
33	MARRA, Mike	2-0	25	12.5	5-8	.625	1-4	.250	1-2	.500	1	4	5	2.5	0	0	2	2	0	1	12	6.0
04	BUCKLES, Rakeem	5-1	67	13.4	9-18	.500	1-3	.333	6-9	.667	7	12	19	3.8	7	0	0	5	1	2	25	5.0
21	SWOPSHIRE, Jared	13-0	184	14.2	22-54	.407	1-8	.125	16-24	.667	13	33	46	3.5	18	0	4	11	1	4	61	4.7
01	NUNEZ, Angel	5-0	28	5.6	4-9	.444	2-6	.333	2-4	.500	2	5	7	1.4	0	0	0	2	2	0	12	2.4
12	PRICE, Zach	5-0	41	8.2	4-10	.400	0-0	.000	2-9	.222	4	6	10	2.0	10	1	0	2	1	0	10	2.0
22	JUSTICE, Elisha	8-0	70	8.8	6-16	.375	1-7	.143	2-2	1.000	1	7	8	1.0	9	0	4	9	0	5	15	1.9
13	JACKSON, Mark	3-0	12	4.0	2-4	.500	1-1	1.000	0-0	.000	0	3	3	1.0	1	0	0	2	0	0	5	1.7
15	HENDERSON, Tim	8-0	45	5.6	4-10	.400	3-6	.500	1-2	.500	2	6	8	1.0	5	0	3	5	0	1	12	1.5
44	VAN TREESE, Stepha	3-0	20	6.7	1-3	.333	0-0	.000	2-4	.500	4	2	6	2.0	5	0	0	1	1	1	4	1.3
23	WARE, Kevin	3-0	10	3.3	0-2	.000	0-0	.000	0-0	.000	0	0	0	0.0	2	0	0	1	1	1	0	0.0
Team											11	14	25		1		3					
Total.....		13	2625		332-756	.439	79-246	.321	203-298	.681	189	337	526	40.5	236	5	187	183	63	125	946	72.8
Opponents.....		13	2625		258-695	.371	81-228	.355	157-259	.606	159	291	450	34.6	267	-	135	226	34	89	754	58.0

TEAM STATISTICS	LOU	OPP	Date	Opponent	Score	Att.
SCORING	946	754	11/11/11	UT MARTIN	w 83-48	20485
Points per game	72.8	58.0	11/13/11	LAMAR	w 68-48	19842
Scoring margin	+14.8	-	11/19/11	at BUTLER	w 69-53	9071
FIELD GOALS-ATT	332-756	258-695	11/22/11	ARKANSAS STATE	w 54-27	20323
Field goal pct	.439	.371	11/25/11	OHIO	w 59-54	21334
3 POINT FG-ATT	79-246	81-228	11/28/11	LONG BEACH STATE	w 79-66	20468
3-point FG pct	.321	.355	12/2/11	VANDERBILT	Wot 62-60	22728
3-pt FG made per game	6.1	6.2	12/7/11	IUPUI	w 90-60	20604
FREE THROWS-ATT	203-298	157-259	12/10/11	FAIRLEIGH DICKINSON	w 80-58	20287
Free throw pct	.681	.606	12/17/11	MEMPHIS	w 95-87	22733
F-Throws made per game	15.6	12.1	12/20/11	COLLEGE OF CHARLESTON	w 69-62	20752
REBOUNDS	526	450	12/23/11	WESTERN KENTUCKY	w 70-60	22150
Rebounds per game	40.5	34.6	* 12/28/11	GEORGETOWN	L 68-71	22517
Rebounding margin	+5.8	-	* = Conference game			
ASSISTS	187	135				
Assists per game	14.4	10.4				
TURNOVERS	183	226				
Turnovers per game	14.1	17.4				
Turnover margin	+3.3	-				
Assist/turnover ratio	1.0	0.6				
STEALS	125	89				
Steals per game	9.6	6.8				
BLOCKS	63	34				
Blocks per game	4.8	2.6				
ATTENDANCE	254223	9071				
Home games-Avg/Game	12-21185	1-9071				
Neutral site-Avg/Game	-	0-0				

Score by Periods	1st	2nd	OT	Totals
Louisville	462	472	12	946
Opponents	362	382	10	754

# 2011-12 Louisville Men's Basketball Results

**RECORD:** 12-1 Overall (BIG EAST 0-1, Home 11-1, Away 1-0, Neutral 0-0)

Date	Opponent	UL	Result	Margin	W-L	High Scorer	High Rebounder	High Assists	Attendance
O 26	PIKEVILLE	W	74-55	+19	exh.	16 Behanan	15 Dieng	5 Siva	18,866
N 3	BELLARMINE	W	62-54	+8	exh.	14 Behanan,	9 Behanan,	3 Justice, C.Smith	20,389
						Swopshire	Swopshire		
N 11	UT MARTIN +	W	83-48	+35	1-0	14 Behanan, Kuric	12 Behanan	9 Siva	20,485
N 13	LAMAR +	W	68-48	+20	2-0	13 Swopshire	13 Behanan	3 Siva, Kuric	19,842
N 19	at Butler	W	69-53	+16	3-0	17 Kuric	7 Behanan	3 Kuric	9,071
N 22	ARKANSAS STATE +	W	54-27	+27	4-0	12 Kuric	7 Dieng, Swopshire	7 C. Smith	20,323
N 25	OHIO +	W	59-54	+5	5-0	16 Kuric	16 Dieng	6 Siva	21,334
N 28	LONG BEACH STATE	W	79-66	+13	6-0	18 C. Smith	8 Dieng	5 Siva	20,468
D 2	VANDERBILT #	OT W	62-60	+2	7-0	15 Kuric	10 Behanan	5 Siva	22,728
D 7	IUPUI	W	90-60	+30	8-0	19 C. Smith	12 Dieng	8 Siva	20,604
D 10	FAIRLEIGH DICKINSON	W	80-58	+22	9-0	18 Kuric	12 Dieng	9 Siva	20,287
D 17	MEMPHIS <	W	95-87	+8	10-0	24 R. Smith	14 Dieng	9 Siva	22,733
D 20	COLLEGE OF CHARLESTON	W	69-62	+7	11-0	17 Kuric	12 Dieng	6 Siva	20,752
D 23	WESTERN KENTUCKY ^	W	70-60	+10	12-0	23 R. Smith	15 Dieng	4 Siva	22,150
D 28	GEORGETOWN *	L	68-71	-3	12-1	17 Kuric	8 Dieng, Behanan	6 Siva	22,517

## Remaining Games

Date	Opponent	Site	Time	Television
<b>December</b>				
Sat. 31	at Kentucky	Lexington, Ky.	Noon	CBS
<b>January</b>				
Tues. 3	at St. John's *	New York, N.Y.	7 p.m.	ESPNU
Sat. 7	<b>NOTRE DAME *</b>	<b>KFC YUM! CENTER</b>	<b>4 p.m.</b>	<b>ESPNU</b>
Tues. 10	at Providence *	Providence, R.I.	7 p.m.	ESPN2
Sat. 14	<b>DEPAUL *</b>	<b>KFC YUM! CENTER</b>	<b>4 p.m.</b>	<b>BEN/WHAS</b>
Mon. 16	at Marquette *	Milwaukee, Wis.	3:30 p.m.	ESPN
Sat. 21	at Pittsburgh *	Pittsburgh, Pa.	9 p.m.	ESPN
Wed. 25	<b>VILLANOVA *</b>	<b>KFC YUM! CENTER</b>	<b>7 p.m.</b>	<b>ESPN</b>
Sat. 28	at Seton Hall *	Newark, N.J.	8 p.m.	<b>BEN/WHAS</b>
<b>February</b>				
Sat. 4	<b>RUTGERS *</b>	<b>KFC YUM! CENTER</b>	<b>4 p.m.</b>	<b>BEN/WHAS</b>
Mon. 6	<b>CONNECTICUT *</b>	<b>KFC YUM! CENTER</b>	<b>7 p.m.</b>	<b>ESPN</b>
Sat. 11	at West Virginia *	Morgantown, W.Va.	Noon	ESPN
Mon. 13	<b>SYRACUSE *</b>	<b>KFC YUM! CENTER</b>	<b>7 p.m.</b>	<b>ESPN</b>
Sat. 18	at DePaul *	Chicago, Ill.	Noon	BEN/WHAS
Thur. 23	at Cincinnati *	Cincinnati, Ohio	9 p.m.	ESPN or ESPN2
Sun. 26	<b>PITTSBURGH *</b>	<b>KFC YUM! CENTER</b>	<b>2 p.m.</b>	<b>CBS</b>
Wed. 29	<b>USF *</b>	<b>KFC YUM! CENTER</b>	<b>7 p.m.</b>	<b>BEN/WHAS</b>
<b>March</b>				
Sat. 3	at Syracuse *	Syracuse, N.Y.	4 p.m.	CBS
Tues. 6-	at BIG EAST Championship	New York, N.Y.	TBA	
Sat. 10		Madison Square Garden		

+ Global Sports Invitational (Louisville, Ky.)

# BIG EAST/SEC Challenge (Louisville, Ky.)

< Basketball Hall of Fame Shootout (Louisville, Ky.)

^ Billy Minardi Classic (Louisville, Ky.)

\* BIG EAST Conference game

# 2011-12 Louisville Men's Basketball Miscellaneous Statistics

## Louisville's Record When the Cardinals ...

Lead at halftime	10-1
Trail at halftime	2-0
Are tied at halftime	0-0
Shoot better from the field than opponent	9-0
Shoot worse from the field than opponent	3-1
Shoot 50 percent or better from the field	3-0
Shoot below 50 percent from the field	9-1
Opp. shoots 50 pct. or better from the field	0-0
Opp. shoots below 50 pct. from the field	12-1
Make 7 or fewer three-point goals	9-1
Make more than 7 three-point goals	3-0
Attempt 20 or fewer three-point goals	8-0
Attempt more than 20 three-point goals	4-1
Shoot more free throws than their opp.	9-0
Opponent shoots more free throws	3-1
Outrebound their opponent	10-0
Are outrebounded by their opponent	1-1
Bench outscores the opponent bench	9-0
Opponent bench outscores their bench	3-1
Commit fewer turnovers than their opp.	9-1
Commit more turnovers than their opp.	3-0
Commit same number of turnover as opp.	0-0
Commit 15 or fewer turnovers	8-1
Commit more than 15 turnovers	4-0
Lead with 5:00 Remaining	9-0
Trail with 5:00 Remaining	2-1
Tied with 5:00 Remaining	1-0
1-3 point margins	1-1
4-5 point margins	1-0
6-10 point margins	3-0
11-19 point margins	2-0
20 or more point margins	5-0
Overtime games	1-0
Vs. Top 25 teams	1-1
Home games	11-1
Away games	1-0
Neutral games	0-0
Score 59 or fewer points	2-0
Score 60-69 points	4-1
Score 70-79 points	2-0
Score 80-89 points	2-0
Score 90 or more points	2-0
Allow 59 or fewer points	6-0
Allow 60-69 points	5-0
Allow 70-79 points	0-1
Allow 80 or more points	1-0

## Double-Doubles .

Dieng	6	Behanan	3
-------	---	---------	---

## Points Off Turnovers

Louisville	254	Opponents	171
------------	-----	-----------	-----

## Bench Scoring

Louisville	253 (19.5)	Opp.	201 (15.5)
------------	------------	------	------------

## Rebounding Advantage

Louisville	10	Opponents	2
------------	----	-----------	---

## Attendance

Home	254,223	(21,185 avg.)
Away	9,071	(9,071 avg.)
Neutral	0	(0 avg.)
Total	263,294	(20,253 avg.)

## Double-Figure Scoring Games

Kuric	11
R. Smith	8
Behanan	7
Dieng	7
Siva	7
C. Smith	6
Swopshire	2
Buckles	1

## Games Leading UL in Scoring

Kuric	7
C. Smith	2
R. Smith	2
Swopshire	2
Behanan	1
Dieng	1

## Games Leading UL in Rebounding

Dieng	8
Behanan	5

## Games Leading UL in Assists

Siva	11
Kuric	2
C. Smith	1

## Scored Louisville's First Points

<b>Who</b>	
C. Smith	4
Behanan	3
Siva	2
Dieng	2
R. Smith	2

## How

Layup	9
3-pointer	2
Dunk	1
Jumper	1

## Dunks 52

Behanan	17
Dieng	17
Kuric	8
Swopshire	3
R. Smith	3
C. Smith	2
Siva	1
Price	1

## Jump Balls Controlled

Louisville	8	(Dieng 8)
Opponents	5	

## Starting Lineups

W-L	Forward	Forward	Center	Guard	Guard
9-1	Behanan	Kuric	Dieng	Siva	C. Smith
2-0	Behanan	Kuric	Dieng	R. Smith	C. Smith
1-0	Buckles	Kuric	Dieng	Siva	R. Smith

## Scoring Summary

	1st Half	2nd Half	OT	Total
Louisville	462	472	12	946
Opponents	362	382	10	754

## Leads and Deficits

UL's Biggest Halftime Lead	24 (47-23) vs. UT Martin (11/11)
UL's Biggest Halftime Lead Blown	5 (28-23) vs. Ohio (11/25)
UL's Biggest Halftime Deficit	
Overcome	4 (33-37) vs. Coll. of Charleston (12/20)
UL's Biggest 2nd Half Lead	37 (83-46) vs. UT Martin (11/11)
UL's Biggest 2nd Half Lead Blown	13 (47-34) vs. Memphis (12/17)
UL's Biggest 2nd Half Deficit	11 (52-63) vs. Georgetown (12/28)
UL's Biggest 2nd Half Deficit	
Overcome	11 (52-63) vs. Georgetown (12/28)
UL's Biggest Overall Lead	37 (83-46) vs. UT Martin (11/11)
UL's Biggest Lead Blown	13 (47-34) vs. Memphis (12/17)
UL's Biggest Overall Deficit	13 (9-22) vs. Western Ky. (12/23)
UL's Biggest Deficit Overcome	13 (9-22) vs. Western Ky. (12/23)

## Home, Road and Half Statistics

Halftime Leads	UL 11, Opp 2
FG% in KFC Yum! Center	.434 (308-709)
FG% Away from Home	.511 (24-47)
3 Pt FG% in KFC Yum! Center	.325 (74-228)
3 Pt FG% Away from Home	.278 (5-18)
FT% in KFC Yum! Center	.680 (187-275)
FT% Away from Home	.696 (16-23)
Scoring Average	
in KFC Yum! Center	73.1 (877 pts.)
Scoring Avg. on the Road	69.0 (69.0 pts.)
Opp. Scoring Average	
in KFC Yum! Center	58.4 (701 pts.)
Opp. Scoring Average	
on the Road	53.0 (53.0 pts.)
Most 1st Half Points	47 vs. UT Martin (11/11)
Most 2nd Half Points	53 vs. Memphis (12/17)
Fewest 1st Half Points	22 vs. Arkansas St. (11/22)
Fewest 2nd Half Points	25 vs. Vanderbilt (12/2)
Largest Halftime Lead	24 vs. UT Martin (11/11)
Largest Halftime Deficit	4 vs. College of Charleston (12/20)

## 2011-12 Louisville Men's Basketball Game-by-Game Team Statistics

Teams	FG-FGA	Pct	3Pt-Att	Pct	FT-FTA	Pct	O	D	Reb	PF-D	Asst	TO	Blk	Stl	1H	2H	OT	TOT
UT Martin	16-54	.296	6-18	.333	10-19	.526	11	18	29	20-0	11	21	2	7	23	25		48
LOUISVILLE	31-57	.544	9-23	.391	12-21	.571	13	33	46	19-0	20	19	8	12	47	36		83
Lamar	15-65	.231	3-19	.158	15-27	.556	21	23	44	21-2	6	11	4	8	23	25		48
LOUISVILLE	23-57	.404	3-11	.273	19-24	.792	13	36	49	20-0	13	14	5	5	36	32		68
Butler	18-46	.391	4-18	.222	13-17	.765	5	20	25	20-1	11	14	0	8	28	25		53
LOUISVILLE	24-47	.511	5-18	.278	16-23	.696	6	25	31	17-0	10	14	5	4	29	40		69
Arkansas State	10-41	.244	1-10	.100	6-18	.333	8	25	33	22-0	2	22	2	7	12	15		27
LOUISVILLE	19-51	.373	5-13	.385	11-19	.579	11	30	41	21-0	13	15	5	10	22	32		54
Ohio	21-55	.382	8-23	.348	4-8	.500	16	18	34	22-1	7	14	2	5	23	31		54
LOUISVILLE	20-54	.370	5-19	.263	14-22	.636	21	21	42	11-0	14	12	6	7	28	31		59
Long Beach State	25-55	.455	3-11	.273	13-18	.722	13	24	37	22-1	17	21	3	4	32	34		66
LOUISVILLE	26-57	.456	7-17	.412	20-26	.769	12	20	32	20-1	16	11	2	14	44	35		79
Vanderbilt	18-44	.409	10-26	.385	14-24	.583	8	23	31	14-0	10	18	2	7	26	24	10	60
LOUISVILLE	25-60	.417	5-20	.250	7-11	.636	14	23	37	18-1	13	16	3	7	25	25	12	62
IUPUI	22-61	.361	9-23	.391	7-10	.700	15	18	33	19-1	14	20	1	8	35	25		60
LOUISVILLE	35-63	.556	3-11	.273	17-22	.773	14	26	40	14-0	17	12	2	12	40	50		90
Fairleigh Dickinson	21-59	.356	6-16	.375	10-21	.476	13	23	36	20-0	13	12	2	5	25	33		58
LOUISVILLE	27-63	.429	9-29	.310	17-27	.630	19	31	50	17-1	16	10	4	6	44	36		80
Memphis	26-63	.413	6-15	.400	29-43	.674	16	29	45	28-0	11	17	8	10	32	55		87
LOUISVILLE	28-70	.400	7-23	.304	32-40	.800	17	28	45	26-0	17	14	9	13	42	53		95
College of Charleston	20-52	.385	12-23	.522	10-13	.769	10	24	34	14-1	11	22	2	7	37	25		62
LOUISVILLE	27-62	.435	8-22	.364	7-16	.438	17	24	41	15-0	12	17	5	15	33	36		69
Western Kentucky	23-52	.442	6-15	.400	8-17	.471	13	18	31	27-1	11	18	4	9	34	26		60
LOUISVILLE	22-55	.400	5-16	.313	21-30	.700	19	21	40	17-1	11	20	4	7	37	33		70
Georgetown	23-48	.479	7-11	.636	18-24	.750	10	28	38	18-0	11	16	2	4	32	39		71
LOUISVILLE	25-60	.417	8-24	.333	10-17	.588	13	19	32	21-1	15	9	5	13	35	33		68

### Injuries / Missed Games

Name	Injury/Other	Games Missed	Info
Wayne Blackshear	Right shoulder torn labrum Initial eligibility delay	13	Cleared with eligibility requirements on Oct. 24; tore labrum in practice on Oct. 28; out indefinitely
Rakeem Buckles	Right knee torn ACL	8	Tore ACL on Feb. 27 vs. Pittsburgh; began practicing with the team Nov. 24; played in first game in 283 days vs. Fairleigh Dickinson; played in 2 games
Elisha Justice	Broken nose	4	Broke his nose in practice on Nov. 27; missed four games before returning to practice on Dec. 14
Mike Marra	Back spasms Left knee torn ACL	11	Out with back spasms Oct. 25-Nov. 9; tore ACL on Nov. 13 vs. Lamar and is out for the season
Peyton Siva	Left ankle sprain Concussion	2	Sprained ankle in practice Nov. 14; missed two games. He also suffered a concussion in UofL's first exhibition game and was out Oct. 27-Nov. 8
Russ Smith	Stiff neck	1	Missed Dec. 10 Fairleigh Dickinson game with stiff neck
Jared Swopshire	Groin	0	Missed entire 2010-11 season with groin injury; had surgery on Jan. 20; began practicing in October.
Stephan Van Treese	Left patellar tendon strain	10	Missed practice until Nov. 16; reinjured knee on Nov. 26; out indefinitely
Kevin Ware	Initial eligibility delay	9	Joined team on Dec. 14 following fall semester; denied initial eligibility before improving his standing and becoming eligible in November.

Note: additional injuries have kept others out for short periods as well.

## 2011-12 Louisville Men's Basketball Points-Rebounds-Assists

Opponent	Date	Score		NUNEZ,ANGE	SMITH,RUSS	SIVA,PEYTO	BUCKLES,RA	SMITH,CHRI	DIENG,GORG	PRICE,ZACH
UT MARTIN	11/11/11	83-48	w	1-3-0	7-2-1	10-2-9	DNP	7-5-4	6-5-2	2-1-0
LAMAR	11/13/11	68-48	w	DNP	0-2-2	11-2-3	DNP	10-5-2	7-9-1	DNP
at BUTLER	11/19/11	69-53	w	DNP	9-1-0	DNP	DNP	15-4-2	8-4-2	DNP
ARKANSAS STATE	11/22/11	54-27	w	1-2-0	9-3-1	DNP	DNP	5-3-7	10-7-1	2-2-0
OHIO	11/25/11	59-54	w	DNP	7-2-3	4-1-6	DNP	8-2-1	10-16-2	DNP
LONG BEACH STATE	11/28/11	79-66	w	DNP	11-1-3	11-3-5	DNP	18-2-3	9-8-0	0-1-0
VANDERBILT	12/2/11	62-60	w	0-0-0	2-0-4	14-7-5	DNP	5-1-1	7-8-3	DNP
IUPUI	12/7/11	90-60	w	7-0-0	12-1-1	6-2-8	3-4-0	19-5-4	18-12-2	0-1-0
FAIRLEIGH DICKINSON	12/10/11	80-58	w	3-2-0	DNP	16-3-9	DNP	8-2-3	14-12-0	6-5-0
MEMPHIS	12/17/11	95-87	w	DNP	24-2-3	13-3-9	12-6-0	11-5-2	14-14-1	DNP
COLLEGE OF CHARLESTO	12/20/11	69-62	w	DNP	12-4-0	1-2-6	2-5-0	11-2-4	14-12-1	DNP
WESTERN KENTUCKY	12/23/11	70-60	w	DNP	23-3-3	4-3-4	6-1-0	8-5-2	13-15-0	DNP
GEORGETOWN	12/28/11	68-71	L	DNP	14-3-2	15-3-6	2-3-0	4-1-3	7-8-3	DNP

Opponent	Date	Score		13	14	15	21	22	23	24
				JACKSON,MA	KURIC,KYLE	HENDERSON,	SWOPSHIRE,	JUSTICE,EL	WARE,KEVIN	BEHANAN,CH
UT MARTIN	11/11/11	83-48	w	5-1-0	14-5-2	3-1-0	8-5-0	0-1-0	DNP	14-12-1
LAMAR	11/13/11	68-48	w	DNP	6-4-3	DNP	13-8-0	5-1-0	DNP	10-13-1
at BUTLER	11/19/11	69-53	w	DNP	17-6-3	0-0-0	8-6-1	4-1-1	DNP	4-7-1
ARKANSAS STATE	11/22/11	54-27	w	DNP	12-3-0	1-1-0	1-7-1	6-4-3	DNP	7-6-0
OHIO	11/25/11	59-54	w	DNP	16-5-1	DNP	3-3-1	0-0-0	DNP	11-7-0
LONG BEACH STATE	11/28/11	79-66	w	0-0-0	7-2-1	0-1-1	10-6-1	DNP	DNP	13-7-2
VANDERBILT	12/2/11	62-60	w	DNP	15-5-0	0-0-0	5-4-0	DNP	DNP	14-10-0
IUPUI	12/7/11	90-60	w	DNP	11-6-0	3-3-2	5-0-0	DNP	DNP	6-4-0
FAIRLEIGH DICKINSON	12/10/11	80-58	w	0-2-0	18-6-3	5-2-0	6-5-0	DNP	DNP	4-7-1
MEMPHIS	12/17/11	95-87	w	DNP	11-2-0	0-0-0	0-1-0	0-1-0	0-0-0	10-8-2
COLLEGE OF CHARLESTO	12/20/11	69-62	w	DNP	17-8-0	DNP	0-0-0	0-0-0	DNP	12-8-1
WESTERN KENTUCKY	12/23/11	70-60	w	DNP	15-2-1	DNP	1-1-0	0-0-0	0-0-0	0-7-1
GEORGETOWN	12/28/11	68-71	L	DNP	17-4-1	DNP	1-0-0	DNP	0-0-0	8-8-0

### Specialty Stats Game-by-Game (UL/Opp)

Opponent	Date	Paint	Off TO	2nd Chnc	Fast Brk	Bench
UT Martin	11/11/11	38/16	26/11	18/4	12/2	32/10
Lamar	11/13/11	38/24	10/7	14/14	8/4	24/20
Butler	11/19/11	32/16	16/9	10/5	6/0	16/11
Arkansas State	11/22/11	26/10	17/7	6/7	8/0	11/5
Ohio University	11/25/11	24/20	15/12	22/6	8/5	10/29
Long Beach State	11/28/11	34/40	27/18	15/7	10/10	21/4
Vanderbilt	12/2/11	34/12	20/15	12/9	6/4	7/2
IUPUI	12/7/11	50/24	26/17	18/15	18/0	30/43
Fairleigh Dickinson	12/10/11	34/22	15/9	17/10	9/4	20/7
Memphis	12/17/11	40/32	24/16	15/15	16/10	21/11
C of Charleston	12/20/11	36/10	21/16	17/6	10/0	14/17
Western Kentucky	12/23/11	30/22	24/21	22/9	6/4	30/17
Georgetown	12/28/11	32/26	13/13	11/15	4/0	17/25



## 2011-12 Louisville Men's Basketball Team Superlatives

<i>Louisville High</i>	<i>Louisville Low</i>	<i>Statistical Category</i>	<i>Opponent High</i>	<i>Opponent Low</i>
95 vs. Memphis (12/17)	54 vs. Arkansas St. (11/22)	<b>Points</b>	87 by Memphis (12/17)	27 by Arkansas St. (11/22)
47 vs. UT Martin (11/11)	22 vs. Arkansas St. (11/22)	<b>First Half Points</b>	37 by CofC (12/20)	12 by Arkansas St. (11/22)
53 vs. Memphis (12/17)	25 vs. Vanderbilt (12/2)	<b>Second Half Points</b>	55 by Memphis (12/17)	15 by Arkansas St. (11/22)
35 vs. IUPUI (12/7)	19 vs. Arkansas St. (11/22)	<b>Field Goals</b>	26 by Memphis (12/17)	10 by Arkansas St. (11/22)
70 vs. Memphis (12/17)	47 vs. Butler (11/19)	<b>Field Goal Attempts</b>	65 by Lamar (11/13)	41 by Arkansas St. (11/22)
.556 vs. IUPUI (12/7)	.370 vs. Arkansas St. (11/22)	<b>FG Percentage</b>	.479 by Georgetown (12/28)	.231 by Lamar (11/13)
9 vs. UT Martin (11/11)	3 vs. Lamar (11/13)	<b>3-Point Field Goals</b>	12 by CofC (12/20)	1 by Arkansas St. (11/22)
vs. FDickinson (12/10)	vs. IUPUI (12/7)			
29 vs. FDickinson (12/10)	11 vs. Lamar (11/13), IUPUI	<b>3-Point Field Goal Att.</b>	26 by Vanderbilt (12/2)	10 by Arkansas St. (11/22)
.412 vs. Long Beach St. (11/28)	.250 vs. Vanderbilt (12/2)	<b>3-Point FG Percentage</b>	.636 by Georgetown (12/28)	.100 by Arkansas St. (11/22)
32 vs. Memphis (12/17)	7 vs. Vanderbilt (12/2)	<b>Free Throws</b>	29 by Memphis (12/17)	4 by Ohio (11/25)
	vs. Coll. of Charleston (12/20)			
40 vs. Memphis (12/17)	11 vs. Vanderbilt (12/2)	<b>Free Throw Attempts</b>	43 by Memphis (12/17)	8 by Ohio (11/25)
.800 vs. Memphis (12/17)	.438 vs. CofC (12/20)	<b>Free Throw Percentage</b>	.750 by Georgetown (12/28)	.333 by Arkansas St. (11/22)
19 vs. FDickinson, Western Ky.	6 vs. Butler (11/19)	<b>Offensive Rebounds</b>	21 by Lamar (11/13)	5 by Butler (11/19)
36 vs. Lamar (11/13)	19 vs. Georgetown (12/28)	<b>Defensive Rebounds</b>	29 by Memphis (12/17)	18 four times <i>latest: by WKU (12/23)</i>
50 vs. FDickinson (12/10)	31 vs. Butler (11/19)	<b>Total Rebounds</b>	45 by Memphis (12/17)	25 by Butler (11/19)
26 vs. Memphis (12/17)	11 vs. Ohio (11/25)	<b>Fouls</b>	28 by Memphis (12/17)	14 by Vanderbilt (12/2) by CofC (12/20)
20 vs. UT Martin (11/11)	10 vs. Butler (11/19)	<b>Assists</b>	17 by Long Beach St. (11/28)	2 by Arkansas St. (11/22)
20 vs. Western Ky. (12/23)	9 vs. Georgetown (12/28)	<b>Turnovers</b>	22 by Arkansas St. (11/22) by Coll. of Charleston (12/20)	11 by Lamar (11/13)
9 vs. Memphis (12/17)	2 vs. Long Beach St., IUPUI	<b>Blocked Shots</b>	8 by Memphis (12/17)	0 by Butler (11/19)
15 vs. Coll. of Charleston (12/20)	4 vs. Butler (11/19)	<b>Steals</b>	10 by Memphis (12/17)	4 by LBeach St. (11/28) by Georgetown (12/28)

## 2011-12 Louisville Men's Basketball Individual Superlatives

	<b>Louisville</b>	<b>Opponent</b>
<b>Points</b>	24 by Russ Smith vs. Memphis (12/17)	28 by Will Barton, Memphis (12/17)
<b>Field Goals Made</b>	8 by Chris Smith vs. IUPUI (12/7)	9 by John Jenkins, Vanderbilt (12/2)
<b>Field Goals Attempted</b>	16 by Russ Smith vs. Memphis (12/17)	18 by Melquan Bolding, FDU (12/10)
<b>Highest FG Pct. (min. 5 made)</b>	1.000 (6-6) by Chane Behanan vs. UT Martin (11/11) (8-8) by Gorgui Dieng vs. IUPUI (12/7)	.875 (7-8) by Markel Starks, Georgetown (12/28)
<b>3-Point Field Goals Made</b>	5 by Kyle Kuric vs. Georgetown (12/28)	5 by John Jenkins, Vanderbilt (12/2) by Melquan Bolding, FDU (12/10)
<b>3-Point Field Goals Attempted</b>	12 by Kyle Kuric vs. Georgetown (12/28)	11 by D.J. Cooper, Ohio (11/25) by John Jenkins, Vanderbilt (12/2)
<b>3-Point FG Pct. (min. 3 made)</b>	1.000 (3-3) by Russ Smith vs. Arkansas State (11/22)	1.000 (4-4) by Markel Starks, Georgetown (12/28)
<b>Free Throws Made</b>	10 by Russ Smith vs. Memphis (12/17)	14 by Will Barton, Memphis (12/17)
<b>Free Throws Attempted</b>	12 by Russ Smith vs. Memphis (12/17)	19 by Will Barton, Memphis (12/17)
<b>Free Throw Pct. (min. 8 made)</b>	1.000 (8-8) by Chane Behanan vs. Memphis (12/17)	.889 (8-9) by Joe Jackson, Memphis (12/17)
<b>Offensive Rebounds</b>	10 by Gorgui Dieng vs. Ohio (11/25), Lamar (11/13)	5 six times <i>latest: by Black &amp; W. Barton, Memphis (12/17)</i>
<b>Defensive Rebounds</b>	9 by Chane Behanan vs. Lamar (11/13)	11 by Will Barton, Memphis (12/17) by Otto Porter, Georgetown (12/28)
<b>Total Rebounds</b>	16 by Gorgui Dieng vs. Ohio (11/25)	16 by Will Barton, Memphis (12/17)
<b>Turnovers</b>	7 by Kyle Kuric vs. Vanderbilt (12/2)	9 by Troy King, UT Martin (11/11)
<b>Assists</b>	9 by Peyton Siva three times <i>latest: vs. Memphis (12/17)</i>	8 by Casper Ware, Long Beach St. (11/28)
<b>Blocked Shots</b>	6 by Gorgui Dieng vs. Memphis (12/17)	3 by Tarik Black, Memphis (12/17)
<b>Steals</b>	7 by Russ Smith vs. Memphis (12/17)	5 by Jamal Crook, Western Ky. (12/23)
<b>Minutes Played (regulation game)</b>	40 by K. Kuric vs. 3 times, <i>latest: vs. Georgetown (12/28)</i> by Gorgui Dieng vs. Memphis (12/17)	39 by Casper Ware, Long Beach St. (11/28) by George Goode, Fairleigh Dickinson (12/10)
<b>Minutes Played (overtime game)</b>	43 by Kyle Kuric vs. Vanderbilt (12/2)	41 by three players, Vanderbilt (12/2)

# 2011-12 Box Scores

## Louisville 74, Pikeville 55 (exhibition) Oct. 26, 2011 -- KFC YUM! CENTER

### Pikeville 55

Player	min	FG	3FG	FT	Reb	Ast	TO	BL	ST	PF	TP
Young	26	4-12	0-0	0-0	5	1	3	1	0	3	8
Setty	24	3-14	2-8	0-0	7	1	2	0	2	2	8
Burrell	23	2-6	0-1	3-4	6	1	4	1	1	2	7
McHenry	24	4-9	3-7	1-1	2	1	2	0	0	2	12
Board	22	0-8	0-4	2-2	3	2	2	0	2	4	2
Puckett	10	2-4	1-2	0-1	0	0	0	0	0	1	5
Rhymes	8	1-3	0-1	0-0	2	0	0	0	0	0	2
Martin	1	0-0	0-0	0-0	1	0	0	0	0	0	0
Whitaker	17	1-2	1-1	0-0	3	2	1	0	2	1	3
McCoy	1	0-0	0-0	0-0	0	0	0	0	0	0	0
Ellis	14	1-3	0-0	0-0	1	0	2	1	0	1	2
Hines	13	0-1	0-1	2-4	1	1	1	0	2	1	2
Stewart	7	1-2	1-1	0-0	3	0	0	0	0	0	3
Watson	3	0-0	0-0	0-1	1	2	0	0	0	1	0
Simpson	7	0-1	0-0	1-2	5	0	1	0	0	2	1
Team					3						
Totals	200	19-65	8-26	9-15	43	11	18	3	9	20	55

Total FG%	1st H:	11-35	31.4%	2nd H:	8-30	26.7%	Game:	29.2%
3-Pt. FG%	1st H:	3-14	21.4%	2nd H:	5-12	41.7%	Game:	30.8%
FThrow %	1st H:	3- 7	42.9%	2nd H:	6- 8	75.0%	Game:	60.0%

### Louisville 74

Player	min	FG	3FG	FT	Reb	Ast	TO	BL	ST	PF	TP
Kuric	29	3-10	0-3	2-2	6	1	0	1	1	1	8
Behanan	24	7-14	0-3	2-4	7	1	2	0	4	1	16
Dieng	27	5-6	0-0	4-6	15	0	4	6	0	0	14
Siva	25	2-9	0-2	4-4	3	5	2	1	3	1	8
Smith	21	5-8	3-3	0-2	7	1	1	0	2	3	13
Nunez	3	0-1	0-1	0-0	1	0	0	0	0	0	0
Price	11	2-4	0-0	1-3	4	0	1	1	1	2	5
Jackson	6	0-0	0-0	0-0	1	0	0	0	0	0	0
Swopshire	12	1-5	0-0	0-2	5	1	1	0	0	1	2
Justice	16	2-3	1-1	0-0	2	3	0	0	3	5	5
Blackshear	15	0-6	0-0	0-0	3	1	0	2	0	1	0
Marra	11	1-2	1-2	0-0	0	1	0	0	0	2	3
Team					1						
Totals	200	28-68	5-18	13-23	55	13	14	11	11	15	74

Total FG%	1st H:	14-30	46.7%	2nd H:	14-38	36.8%	Game:	41.2%
3-Pt. FG%	1st H:	3- 9	33.3%	2nd H:	2- 9	22.2%	Game:	27.8%
FThrow %	1st H:	8-14	57.1%	2nd H:	5- 9	55.6%	Game:	56.5%

### Score by Periods

1st	2nd	Total	Attendance:	
Pikeville	28	27	55	Ties: 0
Louisville	39	35	74	Lead Changes: 0

## Louisville 62, Bellarmine 54 (exhibition) Nov. 3, 2011 -- KFC YUM! CENTER

### Bellarmine 54

Player	min	FG	3FG	FT	Reb	Ast	TO	BL	ST	PF	TP
Robison	10	0-0	0-0	0-0	3	0	1	0	0	3	0
Phares	25	3-5	0-1	0-0	2	1	1	1	0	2	6
Kendle	38	8-14	3-4	4-5	3	1	1	0	1	1	23
Dowe	28	2-9	0-3	1-2	8	1	4	0	1	3	5
Jones	20	1-6	1-4	0-0	1	0	0	1	0	1	3
Hobbs	34	4-10	2-7	0-0	4	5	1	1	3	1	10
Ross	1	0-0	0-0	0-0	0	0	0	0	0	0	0
Burton	1	0-0	0-0	0-0	0	0	0	0	0	0	0
Sprague	28	3-9	0-2	1-2	2	2	1	0	0	3	7
Johnson	15	0-0	0-0	0-1	1	0	2	0	2	0	0
Team					0						
Totals	200	21-53	6-21	6-10	24	10	11	3	10	13	54

Total FG%	1st H:	10-24	41.7%	2nd H:	11-29	37.9%	Game:	39.6%
3-Pt. FG%	1st H:	1- 6	16.7%	2nd H:	5-15	33.3%	Game:	28.6%
FThrow %	1st H:	4- 7	57.1%	2nd H:	2- 3	66.7%	Game:	60.0%

### Louisville 62

Player	min	FG	3FG	FT	Reb	Ast	TO	BL	ST	PF	TP
Kuric	35	2-7	0-4	0-0	3	2	1	0	1	3	4
Behanan	22	4-6	0-0	6-11	9	0	1	1	0	2	14
Dieng	24	3-5	0-0	2-2	6	0	3	4	1	2	8
C. Smith	30	3-6	0-3	0-0	6	3	1	0	1	0	6
Justice	38	1-6	1-3	0-0	3	3	3	0	0	2	3
R. Smith	24	6-13	0-2	1-2	3	2	5	0	3	2	13
Henderson	4	0-0	0-0	0-0	0	0	0	0	0	1	0
Swopshire	23	7-9	0-1	0-0	9	0	2	0	0	2	14
Team					1						
Totals	200	26-52	1-13	9-15	40	10	16	5	6	14	62

Total FG%	1st H:	14-31	45.2%	2nd H:	12-21	57.1%	Game:	50.0%
3-Pt. FG%	1st H:	1-10	10.0%	2nd H:	0- 3	0.0%	Game:	7.7%
FThrow %	1st H:	4- 7	57.1%	2nd H:	5- 8	62.5%	Game:	60.0%

### Score by Periods

1st	2nd	Total	Attendance:	
Bellarmine	25	29	54	Ties: 4
Louisville	33	29	62	Lead Changes: 5

## Louisville 83, UT Martin 48 Nov. 11, 2011 -- KFC YUM! CENTER Global Sports Invitational

### Louisville 83

Player	min	FG	3FG	FT	Reb	Ast	TO	BL	ST	PF	TP
Kuric	27	6-12	2-6	0-0	5	2	1	1	3	1	14
Behanan	23	6-6	0-0	2-2	12	1	1	1	0	3	14
Dieng	23	2-3	0-0	2-4	5	2	3	5	1	4	6
Siva	25	2-7	1-4	5-6	2	9	4	1	2	1	10
C. Smith	22	3-6	1-3	0-0	5	4	1	0	1	0	7
Nunez	8	0-0	0-0	1-2	3	0	0	0	0	0	1
R. Smith	15	2-8	2-5	1-2	2	1	3	0	2	2	7
Price	10	1-2	0-0	0-3	1	0	0	0	0	3	2
Jackson	5	2-2	1-1	0-0	1	0	2	0	0	0	5
Henderson	6	1-3	1-1	0-0	1	0	1	0	0	1	3
Swopshire	16	4-4	0-0	0-0	5	0	0	0	0	4	8
Justice	6	0-0	0-0	0-0	1	0	3	0	2	0	0
Marra	14	2-4	1-3	1-2	3	1	0	0	1	0	6
Team					0						
Totals	200	31-57	9-23	12-21	46	20	19	8	12	19	83

Total FG%	1st H:	17-30	56.7%	2nd H:	14-27	51.9%	Game:	54.4%
3-Pt. FG%	1st H:	6-14	42.9%	2nd H:	3- 9	33.3%	Game:	39.1%
FThrow %	1st H:	7-12	58.3%	2nd H:	5- 9	55.6%	Game:	57.1%

### UT Martin 48

Player	min	FG	3FG	FT	Reb	Ast	TO	BL	ST	PF	TP
King	30	4-13	2-9	0-1	3	2	9	0	0	2	10
Taylor	29	1-4	0-0	2-6	6	1	1	2	2	3	4
Maclin	24	3-9	0-0	3-4	2	0	2	0	0	3	9
Liabo	27	5-11	3-7	2-2	5	4	2	0	0	4	15
Minor	18	0-0	0-0	0-0	0	0	2	0	0	3	0
Richardson	23	1-3	1-2	0-0	3	0	1	0	2	3	3
York	8	0-2	0-0	3-4	0	0	1	0	0	0	3
Washington	22	1-5	0-0	0-2	4	3	0	0	2	1	2
Smith	4	1-2	0-0	0-0	1	0	1	0	1	0	2
Harris	15	0-5	0-0	0-0	4	1	1	0	1	0	0
Team					1						
Totals	200	16-54	6-18	10-19	29	11	21	2	7	20	48

Total FG%	1st H:	8-21	38.1%	2nd H:	18-33	24.2%	Game:	29.6%
3-Pt. FG%	1st H:	2- 7	28.6%	2nd H:	4-11	36.4%	Game:	33.3%
FThrow %	1st H:	5-10	50.0%	2nd H:	5- 9	55.6%	Game:	52.6%

### Score by Periods

1st	2nd	Total	Attendance:	
UT Martin	23	25	48	Ties: 0
Louisville	47	36	83	Lead Changes: 0

## Louisville 68, Lamar 48 Nov. 13, 2011 -- KFC YUM! CENTER Global Sports Invitational

### Louisville 68

Player	min	FG	3FG	FT	Reb	Ast	TO	BL	ST	PF	TP
Kuric	37	2-6	0-1	2-2	4	3	2	0	3	2	6
Behanan	32	4-7	0-0	2-4	13	1	1	1	0	2	10
Dieng	24	2-6	0-0	3-4	9	1	1	4	0	4	7
Siva	27	3-10	1-4	4-4	2	3	3	0	0	4	11
C. Smith	26	2-6	1-2	5-6	5	2	2	0	0	2	10
R. Smith	8	0-2	0-0	0-0	2	2	0	0	1	1	0
Swopshire	24	6-14	0-2	1-2	8	0	1	0	1	2	13
Justice	11	1-2	1-1	2-2	1	0	2	0	0	3	5
Marra	11	3-4	0-1	0-0	2	1	2	0	0	0	6
Team					3						
Totals	200	23-57	3-11	19-24	49	13	14	5	5	20	68

Total FG%	1st H:	14-28	50.0%	2nd H:	9-29	31.0%	Game:	40.4%
3-Pt. FG%	1st H:	2- 7	28.6%	2nd H:	1- 4	25.0%	Game:	27.3%
FThrow %	1st H:	6- 6	100%	2nd H:	13-18	72.2%	Game:	79.2%

### Lamar 48

Player	min	FG	3FG	FT	Reb	Ast	TO	BL	ST	PF	TP
Acosta	13	0-1	0-0	1-2	1	0	0	1	0	0	1
Harper	29	1-11	0-0	5-6	9	1	2	0	2	5	7
Miles	29	1-7	0-3	4-7	6	2	3	0	1	5	6
Lamb	28	4-12	1-3	1-1	8	2	3	0			

# 2011-12 Box Scores

## Louisville 59, Ohio 54 Nov. 25, 2011 -- KFC Yum! Center Global Sports Invitational

Louisville 59												
Player	min	FG	3FG	FT	Reb	Ast	TO	BL	ST	PF	TP	
Kuric	40	5-12	3-8	3-4	5	1	2	3	4	1	16	
Behanan	25	4-10	0-2	3-7	7	0	3	1	0	0	11	
Dieng	32	5-10	0-0	0-2	16	2	1	2	0	3	10	
Siva	33	0-7	0-3	4-4	1	6	4	0	0	3	4	
C. Smith	27	3-4	0-1	2-2	2	1	0	0	1	1	8	
R. Smith	18	2-10	1-4	2-3	2	3	0	0	1	2	7	
Swopshire	19	1-1	1-1	0-0	3	1	1	0	1	1	3	
Justice	2	0-0	0-0	0-0	0	1	0	0	0	0	0	
Van Treese	4	0-0	0-0	0-0	3	0	0	0	0	0	0	
Team					3							
Totals	200	20-54	5-19	14-22	42	14	12	6	7	11	59	
Total FG%	1st H:	10-25	40.0%	2nd H:	10-29	34.5%	Game:	37.0%				
3-Pt. FG%	1st H:	2-9	22.2%	2nd H:	3-10	30.0%	Game:	26.3%				
F Throw %	1st H:	6-10	60.0%	2nd H:	8-12	66.7%	Game:	63.6%				

Ohio 54												
Player	min	FG	3FG	FT	Reb	Ast	TO	BL	ST	PF	TP	
Smith	21	0-1	0-0	0-0	4	0	1	0	2	1	0	
Baltic	14	1-6	0-0	0-0	5	0	2	0	0	3	2	
Offutt	36	2-6	1-4	2-5	6	2	2	0	1	5	7	
Cooper	35	6-17	3-11	1-1	1	3	3	0	0	1	16	
Kellogg	11	0-1	0-1	0-0	1	1	2	0	0	3	0	
Hall	14	0-1	0-1	0-0	1	1	2	0	0	3	0	
Johnson	10	0-2	0-0	0-0	3	0	0	0	0	1	0	
Taylor	23	4-7	2-3	0-0	2	0	2	0	1	3	10	
Keely	31	5-9	0-0	1-2	6	0	2	1	1	4	11	
Goard	5	0-0	0-0	0-0	3	0	0	0	0	0	0	
Team					0							
Totals	200	21-55	8-23	4-8	34	7	14	2	5	22	54	
Total FG%	1st H:	9-25	36.0%	2nd H:	12-30	40.0%	Game:	38.2%				
3-Pt. FG%	1st H:	3-9	33.3%	2nd H:	5-14	35.7%	Game:	34.8%				
F Throw %	1st H:	2-4	50.0%	2nd H:	2-4	50.0%	Game:	50.0%				

Score by Periods	1st	2nd	Total	Attendance:
Ohio	23	31	54	21,334
Louisville	28	31	59	Ties: 10
				Lead Changes: 10

## Louisville 79, Long Beach State 66 Nov. 28, 2011 -- KFC YUM! CENTER

Louisville 79												
Player	min	FG	3FG	FT	Reb	Ast	TO	BL	ST	PF	TP	
Kuric	35	2-6	0-2	3-4	2	1	0	0	1	4	7	
Behanan	29	4-8	1-1	4-6	7	2	1	1	2	0	13	
Dieng	25	3-7	0-0	3-5	8	0	1	1	0	5	9	
Siva	22	3-7	1-3	4-4	3	5	6	0	5	4	11	
C. Smith	33	5-10	4-6	4-4	2	3	0	0	3	1	18	
R. Smith	27	5-11	1-4	0-0	1	3	1	0	2	4	11	
Price	2	0-0	0-0	0-1	1	0	0	0	0	0	0	
Jackson	0+	0-0	0-0	0-0	0	0	0	0	0	0	0	
Henderson	3	0-1	0-1	0-0	1	1	0	0	0	0	0	
Swopshire	24	4-7	0-0	2-2	6	1	2	0	1	2	10	
Team					1							
Totals	200	26-57	7-17	20-26	32	16	11	2	14	20	79	
Total FG%	1st H:	16-29	55.2%	2nd H:	10-28	35.7%	Game:	45.6%				
3-Pt. FG%	1st H:	6-9	66.7%	2nd H:	1-8	12.5%	Game:	41.2%				
F Throw %	1st H:	6-9	66.7%	2nd H:	14-17	82.4%	Game:	76.9%				

Long Beach State 66												
Player	min	FG	3FG	FT	Reb	Ast	TO	BL	ST	PF	TP	
Phelps	34	3-7	0-0	2-3	5	0	3	0	0	4	8	
Robinson	29	6-10	0-0	0-0	7	0	3	1	2	3	12	
Ennis	33	5-12	2-6	0-0	4	3	2	1	1	4	12	
Anderson	36	6-10	0-1	5-7	6	2	6	1	0	5	17	
Ware	39	5-12	1-4	2-2	3	8	4	0	2	13		
Caffey	16	0-2	0-0	3-4	5	4	2	0	1	1	3	
Dervisevic	9	0-2	0-0	1-2	5	0	1	0	0	3	1	
Shepherd	4	0-0	0-0	0-0	1	0	0	0	0	0	0	
Team					1							
Totals	200	25-55	3-11	13-18	37	17	21	3	4	22	66	
Total FG%	1st H:	13-31	41.9%	2nd H:	12-24	50.0%	Game:	45.5%				
3-Pt. FG%	1st H:	2-8	25.0%	2nd H:	1-3	33.3%	Game:	27.3%				
F Throw %	1st H:	4-5	80.0%	2nd H:	9-13	69.2%	Game:	72.2%				

Score by Periods	1st	2nd	Total	Attendance:
Long Beach State	32	34	66	20,468
Louisville	44	35	79	Ties: 0
				Lead Changes: 0

## Louisville 62, Vanderbilt 60 Dec. 2, 2011 -- KFC YUM! CENTER BIG EAST/SEC Challenge

Louisville 62												
Player	min	FG	3FG	FT	Reb	Ast	TO	BL	ST	PF	TP	
Kuric	43	6-11	3-7	0-0	5	0	7	0	1	4	15	
Behanan	29	5-12	1-2	3-3	10	0	1	1	2	4	14	
Dieng	38	3-5	0-0	1-2	8	3	2	2	1	1	7	
Siva	40	6-11	0-4	2-4	7	5	4	0	1	3	14	
C. Smith	31	2-8	1-3	0-0	1	1	1	0	1	1	5	
Nunez	0+	0-1	0-1	0-0	0	0	0	0	0	0	0	
R. Smith	23	1-7	0-1	0-0	0	4	0	0	1	5	2	
Henderson	2	0-0	0-0	0-0	0	0	0	0	0	0	0	
Swopshire	19	2-5	0-2	1-2	4	0	0	0	0	0	5	
Team					2		1					
Totals	225	25-60	5-20	7-11	37	13	16	3	7	18	62	
Total FG%	1st H:	11-26	42.3%	2nd H:	10-28	35.7%	Game:	41.7%				
OT:	4-6	66.7%										
3-Pt. FG%	1st H:	3-9	33.3%	2nd H:	1-9	11.1%	Game:	25.0%				
OT:	1-2	50.0%										
F Throw %	1st H:	0-1	0.0%	2nd H:	4-7	57.1%	Game:	63.6%				
OT:	3-3	100%										

Vanderbilt 60												
Player	min	FG	3FG	FT	Reb	Ast	TO	BL	ST	PF	TP	
Goulbourne	41	2-4	0-1	7-12	8	0	1	1	1	3	11	
Tchiengang	40	0-1	0-1	1-2	5	1	1	1	1	3	1	
Taylor	41	4-11	3-7	0-2	6	2	5	0	4	3	11	
Tinsley	40	2-9	2-4	2-4	3	5	4	0	0	1	8	
Jenkins	41	9-15	5-11	4-4	2	1	2	0	0	2	27	
Johnson	8	0-0	0-0	0-0	1	0	3	0	0	0	0	
Parker	4	0-1	0-1	0-0	1	1	0	0	0	0	0	
Odom	10	1-3	0-1	0-0	2	0	0	0	1	2	2	
Team					1							
Totals	225	18-44	10-26	14-24	31	10	18	2	7	14	60	
Total FG%	1st H:	9-25	36.0%	2nd H:	8-15	53.3%	Game:	40.0%				
OT:	1-4	25.0%										
3-Pt. FG%	1st H:	5-16	31.3%	2nd H:	4-8	50.0%	Game:	38.5%				
OT:	1-2	50.0%										
F Throw %	1st H:	3-6	50.0%	2nd H:	4-10	40.0%	Game:	58.3%				
OT:	7-8	87.5%										

Score by Periods	1st	2nd	OT	Total	Attendance:
Vanderbilt	26	24	10	60	22,728
Louisville	25	25	12	62	Ties: 10
					Lead Changes: 12

## Louisville 90, IUPUI 60 Dec. 7, 2011 -- KFC YUM! CENTER

Louisville 90												
Player	min	FG	3FG	FT	Reb	Ast	TO	BL	ST	PF	TP	
Kuric	29	5-8	0-3	1-1	6	0	3	0	1	2	11	
Behanan	25	3-6	0-1	0-0	4	0	2	1	1	0	6	
Dieng	30	8-8	0-0	2-4	12	2	3	1	1	0	18	
Siva	32	0-4	0-0	6-7	2	8	1	0	3	4	6	
C. Smith	31	8-13	1-4	2-3	5	4	0	0	2	1	19	
Nunez	4	3-3	1-1	0-0	0	0	0	0	0	0	7	
R. Smith	16	4-11	0-1	4-5	1	1	1	0	2	3	12	
Buckles	11	1-3	0-0	1-1	4	0	0	0	1	0	3	
Price	8	0-1	0-0	0-0	1	0	0	0	0	0	0	
Henderson	8	1-2	1-1	0-0	3	2	1	0	1	1	3	
Swopshire	6	2-4	0-0	1-1	0	0	1	0	0	3	5	
Team					2							
Totals	200	35-63	3-11	17-22	40	17						

# 2011-12 Box Scores

## Louisville 69, College of Charleston 62 Dec. 20, 2011 -- KFC YUM! CENTER

Louisville 69												
Player	min	FG	3FG	FT	Reb	Ass	TO	BL	ST	PF	TP	
Kuric	40	7-13	2-7	1-2	8	0	1	0	3	2	17	
Behanan	22	5-11	1-1	1-5	8	1	2	0	2	1	11	
Dieng	38	5-10	0-0	4-4	12	1	3	5	0	4	14	
Siva	34	0-5	0-3	1-2	2	6	4	0	4	1	1	
C. Smith	25	4-9	3-5	0-2	2	4	1	0	1	1	11	
R. Smith	27	5-10	2-5	0-1	4	0	2	0	5	4	12	
Buckles	12	1-4	0-1	0-0	5	0	3	0	0	1	2	
Swopshire	2	0-0	0-0	0-0	0	0	1	0	0	1	0	
Justice	0+	0-0	0-0	0-0	0	0	0	0	0	0	0	
Team					0							
Totals	200	27-62	8-22	7-16	41	12	17	5	15	15	69	

Total FG% 1st H: 13-31 41.9% 2nd H: 14-31 45.2% Game: 43.5%  
 3-Pt. FG% 1st H: 4-10 40.0% 2nd H: 4-12 33.3% Game: 36.4%  
 FThrow % 1st H: 3- 6 50.0% 2nd H: 4-10 40.0% Game: 43.8%

### College of Charleston 62

College of Charleston 62												
Player	min	FG	3FG	FT	Reb	Ass	TO	BL	ST	PF	TP	
Wiggins	37	8-16	4-8	3-4	7	2	3	0	2	1	23	
Wiedeman	32	2-7	0-0	0-0	6	0	2	1	0	3	4	
Baru	26	1-5	0-0	6-6	8	0	1	0	1	3	8	
Lawrence	35	2-7	2-5	0-0	0	7	8	1	1	5	6	
Scott	15	1-4	1-4	1-2	2	0	3	0	1	0	4	
Sundberg	22	3-4	3-3	0-1	9	1	0	0	0	1	9	
Johnson	3	0-0	0-0	0-0	0	0	0	0	0	0	0	
Stitt	30	3-9	2-3	0-0	1	1	5	0	2	1	8	
Carlton	0+	0-0	0-0	0-0	0	0	0	0	0	0	0	
Team					1							
Totals	200	20-52	12-23	10-13	34	11	22	2	7	14	62	

Total FG% 1st H: 13-28 46.4% 2nd H: 7-24 29.2% Game: 38.5%  
 3-Pt. FG% 1st H: 7-13 53.8% 2nd H: 5-10 50.0% Game: 52.2%  
 FThrow % 1st H: 4- 4 100% 2nd H: 6- 9 66.7% Game: 76.9%

Score by Periods	1st	2nd	Total	Attendance:
Coll. of Charleston	37	25	62	20,752
Louisville	33	36	69	Ties: 3
				Lead Changes: 10

## Louisville 70, Western Kentucky 60 Dec. 23, 2011 -- KFC YUM! CENTER

Louisville 70												
Player	min	FG	3FG	FT	Reb	Ass	TO	BL	ST	PF	TP	
Kuric	33	5-10	3-7	2-2	2	1	3	1	1	4	15	
Behanan	18	0-4	0-1	0-3	7	1	2	0	1	1	0	
Dieng	39	5-9	0-0	3-4	15	0	4	3	0	3	13	
Siva	35	2-7	0-2	0-0	3	4	6	0	1	5	4	
C. Smith	29	1-5	1-2	5-8	5	2	0	0	1	2	8	
R. Smith	22	7-15	1-3	8-10	3	3	4	0	2	2	23	
Buckles	16	2-4	0-1	2-2	1	0	1	0	0	0	6	
Swopshire	4	0-1	0-0	1-2	1	0	0	0	0	0	1	
Justice	1	0-0	0-0	0-0	0	0	0	0	0	0	0	
Ware	3	0-0	0-0	0-0	0	0	0	0	1	0	0	
Team					3							
Totals	200	22-55	5-16	21-30	40	11	20	4	7	17	70	

Total FG% 1st H: 14-33 42.4% 2nd H: 8-22 36.4% Game: 40.0%  
 3-Pt. FG% 1st H: 4-11 36.4% 2nd H: 1-5 20.0% Game: 31.3%  
 FThrow % 1st H: 5-10 50.0% 2nd H: 16-20 80.0% Game: 70.0%

### Western Kentucky 60

Western Kentucky 60												
Player	min	FG	3FG	FT	Reb	Ass	TO	BL	ST	PF	TP	
Zollo	20	2-2	1-1	0-0	5	1	2	0	0	4	5	
Fant	24	3-6	0-0	0-0	5	1	3	1	1	4	6	
Gordon	38	5-14	0-2	3-6	9	5	3	1	0	4	13	
Crook	30	6-13	0-0	1-3	3	1	4	0	5	3	13	
Price	28	207	1-5	1-2	2	2	2	0	1	4	6	
Kaspar	12	2-3	2-3	0-0	0	1	1	0	0	1	6	
McDonald	16	0-1	0-1	2-4	0	0	0	0	0	2	2	
Sheldon	0+	0-0	0-0	0-0	0	0	0	0	0	0	0	
Snipes	17	2-3	2-3	0-0	3	0	1	0	1	5	6	
Akol	15	1-3	0-0	1-2	1	0	2	1	0	0	3	
Starks	0+	0-0	0-0	0-0	0	0	0	0	0	0	0	
Team					3							
Totals	200	23-52	6-15	8-17	31	11	18	4	9	27	60	

Total FG% 1st H: 14-26 53.8% 2nd H: 9-26 34.6% Game: 44.2%  
 3-Pt. FG% 1st H: 4-7 57.1% 2nd H: 2-8 25.0% Game: 40.0%  
 FThrow % 1st H: 2-4 50.0% 2nd H: 6-13 46.2% Game: 47.1%

Score by Periods	1st	2nd	Total	Attendance:
Western Kentucky	34	26	60	22,150
Louisville	37	33	70	Ties: 2
				Lead Changes: 5

## Georgetown 71, Louisville 68 Dec. 28, 2011 -- KFC YUM! CENTER

Louisville 68												
Player	min	FG	3FG	FT	Reb	Ass	TO	BL	ST	PF	TP	
Kuric	40	5-13	5-12	2-2	4	1	0	1	1	3	17	
Behanan	32	4-8	0-1	0-0	8	0	1	1	3	1	8	
Dieng	26	3-8	0-0	1-3	8	3	1	2	2	5	7	
Siva	36	5-10	0-1	5-6	3	6	2	1	5	2	15	
C. Smith	23	1-5	1-3	1-3	1	3	0	0	0	2	4	
R. Smith	24	6-13	2-7	0-0	3	2	3	0	2	4	14	
Buckles	15	1-3	0-0	0-1	3	0	1	0	0	2	2	
Swopshire	3	0-0	0-0	1-2	0	0	1	0	0	1	1	
Ware	1	0-0	0-0	0-0	0	0	0	0	0	0	0	
Team					2						1	
Totals	200	25-60	8-24	10-17	32	15	9	5	13	21	68	

Total FG% 1st H: 13-29 44.8% 2nd H: 12-31 38.7% Game: 41.7%  
 3-Pt. FG% 1st H: 4-13 30.8% 2nd H: 4-11 36.4% Game: 33.3%  
 FThrow % 1st H: 5- 9 55.6% 2nd H: 5- 8 62.5% Game: 58.8%

### Georgetown 71

Georgetown 71												
Player	min	FG	3FG	FT	Reb	Ass	TO	BL	ST	PF	TP	
Thompson	31	4-10	2-2	0-0	5	1	4	0	1	1	10	
Lubick	12	1-2	0-1	0-0	0	1	1	0	0	3	2	
Sims	26	2-8	0-0	3-4	3	4	3	0	0	3	7	
Starks	29	7-8	4-4	2-2	3	0	3	0	0	1	20	
Clark	30	2-8	0-1	3-5	5	1	1	2	0	3	7	
Whittington	11	0-1	0-0	0-0	2	1	0	0	1	2	0	
Hopkins	8	0-2	0-0	202	2	1	0	0	0	0	2	
Porter	32	5-6	0-1	4-6	14	1	4	0	2	1	14	
Trawick	21	2-3	1-2	4-5	2	1	0	0	0	4	9	
Team					2							
Totals	200	23-48	7-11	18-24	38	11	16	2	4	18	71	

Total FG% 1st H: 10-23 43.5% 2nd H: 13-25 52.0% Game: 47.9%  
 3-Pt. FG% 1st H: 2- 5 40.0% 2nd H: 5- 6 83.3% Game: 63.6%  
 FThrow % 1st H: 10-13 76.9% 2nd H: 8-11 72.7% Game: 75.0%

Score by Periods	1st	2nd	Total	Attendance:
Georgetown	32	39	71	22,517
Louisville	35	33	68	Ties: 5
				Lead Changes: 10



## University of Louisville Louisville Extended Season Box Score (as of Dec 29, 2011) All games



RECORD:	OVERALL	HOME	AWAY	NEUTRAL
ALL GAMES	12-1	11-1	1-0	0-0
CONFERENCE	0-1	0-1	0-0	0-0
NON-CONFERENCE	12-0	11-0	1-0	0-0

#	Player	gp-gs	Total		3-Point			F-Throw		Rebounds				Other				pts	avg								
			min	avg	fg-fga	fg%	3fg-fga	3fg%	ft-fta	ft%	off	def	tot	avg	pf	dq	a			a/g	to	to/g	a/to	blk	blk/g	stl	stl/g
14	KURIC, Kyle	13-13	462	35.5	67-136	.493	25-71	.352	17-23	.739	20	38	58	4.5	31	0	15	1.15	20	1.54	0.75	7	0.54	22	1.69	176	13.5
02	SMITH, Russ	12-3	243	20.3	44-119	.370	15-41	.366	27-36	.750	8	16	24	2.0	38	1	23	1.92	21	1.75	1.10	1	0.08	29	2.42	130	10.8
10	DIENG, Gorgui	13-13	396	30.5	53-94	.564	0-0	.000	31-48	.646	64	66	130	10.0	42	2	18	1.38	24	1.85	0.75	37	2.85	10	0.77	137	10.5
05	SMITH, Chris	13-12	362	27.8	38-90	.422	19-48	.396	34-46	.739	10	32	42	3.2	13	0	38	2.92	11	0.85	3.45	0	0.00	14	1.08	129	9.9
03	SIVA, Peyton	11-11	343	31.2	31-87	.356	7-33	.212	36-44	.818	5	26	31	2.8	32	1	70	6.36	39	3.55	1.79	2	0.18	23	2.09	105	9.5