

FLORIDA™

MEN'S BASKETBALL

Release Date: Feb. 5, 2015



Florida (12-10/5-4 SEC) vs. #1 Kentucky (22-0/9-0 SEC)
 Stephen C. O'Connell Center | 11,548 | Gainesville, Fla.
 Game 23 | Feb. 7, 2015 | 9 p.m.



COACHES

Billy Donovan

463-179 | 19th season at Florida
 498-199 | 21st season overall

John Calipari

174-37 | 6th season at Kentucky
 577-175 | 23rd season overall

BROADCAST INFORMATION

TV | ESPN

Streaming | WatchESPN

Play-by-Play: Dan Shulman

Analyst: Jay Bilas

Reporter: Shannon Spake

Radio | Gator IMG Sports Network
 Sirius 91 | XM 91

Play-by-Play: Mick Hubert

Analyst: Mark Wise

National Radio | Westwood One

Play-by-Play: Kevin Kugler

Analyst: Will Perdue

TWITTER

@GatorZoneMBK

@GatorZoneNews

@UFCoachBillyD

#ItsGreatUF

INSTAGRAM

@gatorzonembk

FACEBOOK

Facebook.com/FloridaGators

NOTABLE NUMBERS

2

Florida has two all-time wins vs. the nation's #1 team, both under Billy Donovan. The Gators are looking for their first regular season win vs. #1, as both prior victories came in the NCAA Tournament.

3

Florida's three victories over UK as part of last season's 21-0 run vs. SEC competition marked the first time since 1979 a team beat the Wildcats three times in a season.

- The Gators enter Saturday's game looking to rebound from a 67-61 road loss to Vanderbilt.
- Florida has won three in a row and four of the last five vs. Kentucky. Last season, the Gators became the first team since Tennessee in 1979 to knock off the Wildcats three times in a season.
- Kentucky leads the all-time series, 94-37, and the Gators are 17-24 vs. the Wildcats under head coach Billy Donovan.
- Florida is 11-7 at home vs. Kentucky under Donovan and 24-33 all-time.
- The Gators are 5-1 all-time in the featured ESPN College GameDay game, including 3-0 in Gainesville. Florida won last season's featured matchup vs. UK in Lexington.
- UF is 2-10 overall in school history vs. the No. 1 team, including 2-3 under Donovan.
- The Gators are looking for their first regular season victory over the top-ranked team. Florida's two prior wins vs. No. 1 came in the NCAA Tournament vs. Duke (2000) and Ohio State (2007).
- UF is 0-3 in Gainesville vs. Kentucky when UK comes in as the nation's No. 1-ranked team, with losses in 1954, 1978 and 2012.
- Florida saw the close of its historic run of 24 straight wins vs. SEC opponents, including 21 regular season wins, with the Jan. 17 loss at Georgia.
- That regular season streak ranks second-best over the past 50 years only to Kentucky's 26 in a row over the course of the 1995 and 1996 league schedules.
- Dorian Finney-Smith, last season's SEC Sixth Man of the Year, has proven versatile and valuable, currently the Gators' leading rebounder and second-leading scorer.
- Finney-Smith had the game-winning dunk with 21 seconds left at Alabama, as well as blocks on the possessions before and after the dunk to set up and seal the game-winning possession.
- Junior Michael Frazier II established a new school record with a 3-pointer in 41 straight games, eclipsing Lee Humphrey's 39. In the final game before the streak was snapped, Frazier went for a season-bests at Ole Miss with 27 points and six 3-pointers.
- Frazier hit the two game-winning free throws with 1.9 seconds remaining vs. Arkansas after he grabbed an offensive rebound and drew a foul on the putback attempt.

NOVEMBER

6	Barry (Exh.)	SEC+	W	79-70
14	William & Mary	SEC	W	68-45
17	Miami	ESPNU	L	67-69
21	Louisiana-Monroe	SEC	W/OT	61-56
26	vs. Georgetown	AXS	L/OT	66-65
27	vs. UAB	AXS	W	56-47
28	vs. #5/6 No. Carolina	AXS	L	64-75

DECEMBER

5	at #11 Kansas	ESPN	L	65-71
8	Yale	SEC	W	85-47
12	Texas Southern	SEC	W	75-50
14	Jacksonville	FSN	W	79-34
20	vs. Wake Forest	FSN	W	63-50
30	at Florida State	ESPN2	L	63-65

JANUARY

3	UConn	CBS	L	59-63
7	at South Carolina	SEC	W	72-68
10	Mississippi State	FSN	W	72-47
15	Auburn	ESPN2	W	75-55
17	at Georgia	CBS	L	61-73
20	LSU	ESPN	L	61-79
24	at Ole Miss	SEC	L	71-72
27	at Alabama	ESPN	W	52-50
31	RV/#25 Arkansas	CBS	W	57-56

FEBRUARY

3	at Vanderbilt	ESPN	L	61-67
7	#1 Kentucky	ESPN		9 p.m.
12	Ole Miss	ESPN/2		7 p.m.
14	at Texas A&M	SEC		6:30 p.m.
18	Vanderbilt	SEC		7 p.m.
21	at LSU	CBS		1 p.m.
24	at Missouri	ESPN		9 p.m.
28	Tennessee	ESPN2		6 p.m.

MARCH

3	Texas A&M	ESPNU		9 p.m.
7	at Kentucky	CBS		2 p.m.
11-15 SEC Tournament (Nashville)				

GATORZONE.COM

FLORIDA PROBABLE STARTERS

#	Name	Pos.	Ht.	Wt.	Cl.	P/RPG
10	Dorian Finney-Smith	F	6-8	218	RJr.	12.8/5.7
21	Jon Horford	C	6-10	245	Gr.	6.6/4.8
0	Kasey Hill	G	6-1	182	So.	7.4/4.1a
1	Eli Carter	G	6-2	200	RJr.	7.8/2.2
20	Michael Frazier II	G	6-4	194	Jr.	13.4/4.7

KENTUCKY PROBABLE STARTERS

#	Name	Pos.	Ht.	Wt.	Cl.	P/RPG
12	Karl-Anthony Towns	F	6-11	250	Fr.	8.5/6.1
15	Willie Cauley-Stein	F	7-0	240	Jr.	8.7/6.4
2	Aaron Harrison	G	6-6	212	So.	11.0/2.5
5	Andrew Harrison	G	6-6	210	So.	8.2/4.0a
25	Dominique Hawkins	G	6-0	195	So.	2.0/0.9

0 Kasey HILL

Guard
Sophomore
Umatilla, Fla.
6-1 | 182

Has great vision and the ability to explode down the lane and finish at the rim...One of the quickest players in the league with the ball in his hands...Scored a career-high 20 points in UF's loss to North Carolina...Recorded his first 10-assist game of the season vs. Yale (second of his career).

Year	GP	GS	Min	Avg	FG	FGA	Pct	3FG	3A	Pct	FT	FTA	Pct	OR	DR	Tot	Avg	PF	FO	AST	TO	Blk	Stl	Pts	Avg
2014-15	22	21	634	28.8	58	151	.384	6	16	.375	41	65	.631	8	42	50	2.3	47	1	91	43	5	20	163	7.4
TOTAL	54	29	1338	24.8	115	291	.395	11	51	.216	98	151	.649	17	96	113	2.1	114	3	191	93	10	57	339	6.3

1 Eli CARTER

Guard
Junior (R)
Paterson, N.J.
6-2 | 200

A skilled scorer who is closing in on 1,000 career points, including 799 in two seasons at Rutgers...Has a pair of 20-point outings this season, scoring 21 in the Gators' loss to Miami and 20 in the win vs. Mississippi State.

Year	GP	GS	Min	Avg	FG	FGA	Pct	3FG	3A	Pct	FT	FTA	Pct	OR	DR	Tot	Avg	PF	FO	AST	TO	Blk	Stl	Pts	Avg
2014-15	17	6	370	21.8	45	125	.360	23	73	.315	20	23	.870	5	32	37	2.2	29	1	32	29	0	13	133	7.8
TOTAL	24	6	423	17.6	46	139	.331	24	82	.293	20	25	.800	7	35	42	1.8	34	1	34	32	0	13	136	5.7
All*	80	52	2067	25.8	311	805	.386	118	360	.328	195	250	.780	29	179	208	2.6	176	5	152	186	5	80	935	11.7

3 Devin ROBINSON

Forward
Freshman
Chesterfield, Va.
6-8 | 178

Brings length to the wing, with the ability to put the ball on the floor or pull up for a 3-pointer...Playmaker whose length can cause matchup problems at the three position...Number of starts ranks among the top 10 by a Florida freshman in the Donovan Era.

Year	GP	GS	Min	Avg	FG	FGA	Pct	3FG	3A	Pct	FT	FTA	Pct	OR	DR	Tot	Avg	PF	FO	AST	TO	Blk	Stl	Pts	Avg
2014-15	22	12	392	17.8	46	124	.371	13	53	.245	21	35	.600	16	38	54	2.5	38	2	17	17	6	12	126	5.7

5 Alex MURPHY

Forward
Junior (R)
Wakefield, R.I.
6-8 | 225

Mid-year transfer from Duke last season who became eligible following the Fall semester...Made his first career start at Florida State...Length and quickness to be a dangerous slasher...Strong basketball IQ and well-rounded skill set.

Year	GP	GS	Min	Avg	FG	FGA	Pct	3FG	3A	Pct	FT	FTA	Pct	OR	DR	Tot	Avg	PF	FO	AST	TO	Blk	Stl	Pts	Avg
2014-15	12	1	160	13.3	23	45	.511	0	9	.000	14	24	.583	8	18	26	2.2	17	1	3	12	4	5	60	5.0
All*	48	1	387	8.1	51	106	.481	6	38	.158	21	40	.525	19	42	61	1.3	38	1	5	24	7	10	129	2.7

10 Dorian FINNEY-SMITH

Forward
Junior (R)
Portsmouth, Va.
6-8 | 218

Posted a career-high 25 points in Florida's win vs. Jacksonville, including a 5-for-7 shooting performance from 3-point range...Scored the game-winning points at Alabama on a thunderous dunk, then sealed the victory with a blocked shot and corralled the rebound.

Year	GP	GS	Min	Avg	FG	FGA	Pct	3FG	3A	Pct	FT	FTA	Pct	OR	DR	Tot	Avg	PF	FO	AST	TO	Blk	Stl	Pts	Avg
2014-15	20	18	542	27.1	97	207	.469	31	79	.392	30	53	.566	50	63	113	5.7	52	3	35	43	15	25	255	12.8
TOTAL	57	20	1497	26.3	202	491	.411	70	212	.330	104	168	.619	144	216	360	6.3	132	5	111	104	31	41	578	10.1
All*	90	50	2454	27.3	271	699	.388	96	283	.339	149	245	.608	235	357	592	6.6	221	7	173	161	54	65	787	8.7

11 Chris CHIOZZA

Guard
Freshman
Memphis, Tenn.
6-0 | 160

An attacking point guard with the ability to distribute or score himself...Recorded six steals in the first half vs. UAB and added a career-best 13 points in the game...Made his first career start vs. Jacksonville...Quick and athletic, Chiozza has superior court vision.

Year	GP	GS	Min	Avg	FG	FGA	Pct	3FG	3A	Pct	FT	FTA	Pct	OR	DR	Tot	Avg	PF	FO	AST	TO	Blk	Stl	Pts	Avg
2014-15	22	6	483	22.0	29	71	.408	15	41	.366	13	24	.542	7	29	36	1.6	35	1	46	28	1	33	86	3.9

14 Lexx EDWARDS

Guard
Senior
Orlando, Fla.
6-2 | 220

Walk-on who enrolled at UF in Summer 2011...First earned a spot on the dress roster for UF's Nov. 16, 2013, game vs. Arkansas-Little Rock and dressed the remainder of the 2013-14 season, appearing in 11 games.

Year	GP	GS	Min	Avg	FG	FGA	Pct	3FG	3A	Pct	FT	FTA	Pct	OR	DR	Tot	Avg	PF	FO	AST	TO	Blk	Stl	Pts	Avg
2014-15	8	0	16	2.0	0	0	.000	0	0	.000	0	0	.000	0	4	4	0.5	4	0	1	0	0	0	0	0.0
TOTAL	19	0	31	1.6	0	1	.000	0	0	.000	0	0	.000	0	7	7	0.4	8	0	1	1	0	0	0	0.0

20 Michael FRAZIER II

Guard
Junior
Tampa, Fla.
6-4 | 194

Hit two FTs with 1.9 seconds left to deliver UF's 57-56 win vs. Arkansas...Scored a season-high 27 points, including 6-for-8 from 3-point range, in the Gators' loss at Ole Miss...Saw his school record 3-point streak end at 41 games at Alabama...Set UF's single-season 3-point record in 2013-14...Poured in 37 points with a UF-record 11 3-pointers last season at South Carolina.

Year	GP	GS	Min	Avg	FG	FGA	Pct	3FG	3A	Pct	FT	FTA	Pct	OR	DR	Tot	Avg	PF	FO	AST	TO	Blk	Stl	Pts	Avg
2014-15	22	18	678	30.8	93	215	.433	53	134	.396	55	63	.873	22	82	104	4.7	40	0	35	39	2	30	294	13.4
TOTAL	97	53	2519	26.0	313	697	.449	223	509	.438	129	151	.854	60	294	354	3.6	155	0	112	115	10	93	978	10.1

21 Jon HORFORD

Center
Grad/R-Sr.
Grand Ledge, Mich.
6-10 | 245

A graduate transfer from Michigan, Horford enrolled at UF for the 2014 Summer A term...Big man with experience...One of UF's top rebounders who started the first 12 games of this season and returned to the starting lineup during SEC play.

Year	GP	GS	Min	Avg	FG	FGA	Pct	3FG	3A	Pct	FT	FTA	Pct	OR	DR	Tot	Avg	PF	FO	AST	TO	Blk	Stl	Pts	Avg
2014-15	20	17	401	20.1	49	99	.495	8	35	.229	26	29	.897	35	61	96	4.8	44	0	7	13	18	9	132	6.6
All*	127	29	1496	11.8	176	331	.532	9	45	.200	81	107	.757	139	272	411	3.2	215	2	39	61	80	31	442	3.5

23 Chris WALKER

Forward
Sophomore
Bonifay, Fla.
6-10 | 220

Made his first career start 11/29/14 vs. Georgetown...Scored a career-high 13 vs. Yale...Put up 12 at Alabama, his highest-scoring SEC game...Long and athletic, Walker is at his best running the floor in transition and using those attributes to create scoring opportunities at the rim.

Year	GP	GS	Min	Avg	FG	FGA	Pct	3FG	3A	Pct	FT	FTA	Pct	OR	DR	Tot	Avg	PF	FO	AST	TO	Blk	Stl	Pts	Avg
2014-15	20	6	305	15.3	45	86	.523	0	2	.000	13	32	.406	32	43	75	3.8	36	0	2	21	21	7	103	5.2
TOTAL	38	6	392	10.3	61	113	.540	0	2	.000	15	39	.385	42	57	99	2.6	55	0	3	23	29	9	137	3.6

30 Jacob KURTZ

Forward
Senior
Oviedo, Fla.
6-6 | 210

A critical player in Florida's frontcourt...Leads the team in drawn charges (eight)...Has a knack for making timely cuts to get open under the basket...Made his first career start vs. Miami, believed to be the first UF walk-on to start since Dan Williams in 1997...Mechanical engineering major who graduated last Spring and is now enrolled in grad school.

Year	GP	GS	Min	Avg	FG	FGA	Pct	3FG	3A	Pct	FT	FTA	Pct	OR	DR	Tot	Avg	PF	FO	AST	TO	Blk	Stl	Pts	Avg
2014-15	22	5	461	21.0	40	66	.606	0	0	.000	20	30	.667	38	53	91	4.1	37	0	24	28	1	17	100	4.5
TOTAL	72	5	729	10.1	62	101	.614	1	1	1.000	31	50	.620	55	86	141	2.0	56	0	33	36	2	25	156	2.2

NOTE: All* line includes stats at previous school. TOTAL line is UF only.

STARTING LINEUPS						LEADERS				
	1	2	3	4	5	Points	Rebounds	Assists	Steals	Blocks
William & Mary	Hill	Carter	Frazier	Finney-Smith	Horford	15-Finney-Smith	7-Kurtz	3-Hill/Chiozza	3-Chiozza	1-Robinson
Miami	Hill	Carter	Frazier	Kurtz	Horford	21-Carter	8-Kurtz	8-Hill	2-Frazier/Robinson	3-Horford
Louisiana-Monroe	Hill	Frazier	Robinson	Kurtz	Horford	21-Frazier	13-Kurtz	3-Kurtz	4-Chiozza	3-Horford
vs. Georgetown	Hill	Frazier	Robinson	Horford	Walker	16-Finney-Smith	11-Horford	3-Carter	3-Frazier	1-Robinson/Carter
vs. UAB	Hill	Frazier	Kurtz	Finney-Smith	Horford	14-Frazier	8-Frazier/Horford	5-Hill	6-Chiozza	1-Frazier/Walker
vs. North Carolina	Hill	Frazier	Kurtz	Finney-Smith	Horford	20-Hill	9-Frazier	2-Four tied	3-Finney-Smith	2-Horford
at Kansas	Hill	Frazier	Robinson	Finney-Smith	Horford	13-Robinson	5-Three tied	8-Hill	3-Chiozza	1-Finney-Smith/Robinson
Yale	Hill	Frazier	Robinson	Finney-Smith	Horford	18-Frazier	6-Three tied	10-Hill	3-Hill	2-Finney-Smith/Walker
Texas Southern	Hill	Frazier	Robinson	Finney-Smith	Horford	15-Robinson	7-Finney-Smith	7-Hill	3-Frazier	4-Walker
Jacksonville	Chiozza	Frazier	Robinson	Finney-Smith	Horford	25-Finney-Smith	8-Horford	4-Carter/Chiozza	3-Kurtz	2-Horford
vs. Wake Forest	Hill	Frazier	Robinson	Finney-Smith	Horford	16-Finney-Smith	6-Finney-Smith	4-Finney-Smith	4-Finney-Smith	2-Murphy
at Florida State	Hill	Frazier	Murphy	Finney-Smith	Horford	17-Hill	8-Kurtz	3-Hill	2-Robinson	1-Walker
UConn	Hill	Chiozza	Frazier	Finney-Smith	Walker	19-Finney-Smith	5-Three tied	4-Hill	2-Chiozza/Finney-Smith	1-Walker
at South Carolina	Hill	Chiozza	Robinson	Finney-Smith	Walker	20-Finney-Smith	7-Finney-Smith	3-Carter/Kurtz	2-Finney-Smith/Kurtz	3-Walker
Mississippi State	Hill	Chiozza	Robinson	Finney-Smith	Walker	20-Carter	6-Finney-Smith	7-Hill	2-Hill/Robinson	2-Finney-Smith/Walker
Auburn	Hill	Chiozza	Robinson	Finney-Smith	Walker	14-Finney-Smith	9-Frazier	7-Hill	3-Hill	1-Four tied
at Georgia	Hill	Chiozza	Robinson	Finney-Smith	Walker	11-Fin.-Smith/Robinson	6-Fin.-Smith/Walker	3-Fin.-Smith/Hill	3-Finney-Smith	None
LSU	Hill	Frazier	Robinson	Kurtz	Horford	10-Finney Smith/Murphy	8-Finney-Smith	4-Hill	2-Three tied	2-Hill
at Ole Miss	Hill	Carter	Frazier	Finney-Smith	Horford	27-Frazier	6-Carter/Finney-Smith	6-Hill	1-Finney-Smith	1-Finney-Smith
at Alabama	Hill	Carter	Frazier	Finney-Smith	Horford	13-Carter	5-Finney-Smith	3-Three tied	2-Three tied	3-Finney-Smith
Arkansas	Hill	Carter	Frazier	Finney-Smith	Horford	16-Finney-Smith	9-Finney-Smith	4-Finney-Smith	2-Hill/Frazier	3-Horford
at Vanderbilt	Hill	Carter	Frazier	Finney-Smith	Horford	21-Frazier	5-Frazier	4-Chiozza	6-Frazier	1-Finney-Smith/Murphy
Kentucky										
Ole Miss										
at Texas A&M										
Vanderbilt										
at LSU										
at Missouri										
Tennessee										
Texas A&M										
at Kentucky										

MISC. SCORING						NOTABLE				
UF-Opp.	Paint	Off T/O	2nd Ch.	Fastbreak	Bench					
William & Mary	30-28	13-7	6-8	6-4	17-8	The Gators rolled off a 15-0 first-half run to build a 36-14 lead...Held WM to 2-for-22 (.091) from 3.				
Miami	30-22	18-12	2-7	6-8	8-25	Florida suffered an 18-1 run in which Miami went from 54-40 down to a 58-55 lead with 3:25 remaining.				
Louisiana-Monroe	24-20	11-12	16-7	8-2	15-14	UF trailed by as many as 12 and made a 15-0 2nd-half run, but ULM finished regulation on an 8-0 run.				
vs. Georgetown	30-34	19-16	20-11	4-4	25-15	Kasey Hill's successful and-I play with 11 seconds left put UF up 1, but GU's Smith-Rivera hit a game-winner.				
vs. UAB	20-18	24-9	11-2	4-4	20-6	Chris Chiozza nabbed six first-half steals...Gators closed the game with an 11-0 run over the final 3:30.				
vs. North Carolina	22-32	24-15	13-10	6-10	12-9	UF fell behind 12-0, starting 0-for-12 on FGs...Gators held a 41-36 2nd-half edge, getting within 7 late.				
at Kansas	26-26	19-20	13-13	2-4	20-23	The Gators used a 14-0 run to build a 39-24 halftime lead, but KU won the 2nd half, 47-26.				
Yale	52-16	22-10	18-7	16-4	31-12	UF shot .638 (37-58) from the field and .526 (10-19) from 3...Kasey Hill had 10 assists and no turnovers.				
Texas Southern	48-14	25-10	10-14	2-4	22-13	Gators had 5 players score in double figures...UF built a 10-point lead in the game's first five minutes.				
Jacksonville	32-14	19-5	10-5	8-4	17-8	UF hit its first 4 shots, all 3s...Outscored JU 45-10 in the 2nd half...T-4th fewest points allowed under Donovan.				
vs. Wake Forest	26-16	25-11	9-7	4-4	22-13	Gators went on a 15-0 1st half run...Frazier named Orange Bowl MVP with 12 points and 14 stitches.				
at Florida State	40-28	12-9	6-5	6-8	12-14	A Kurtz offensive rebound enabled UF to tie with :08 left, but FSU's heave then bounced in off Kurtz's hands.				
UConn	20-14	05-6	9-9	6-4	12-24	Florida suffered an eight-minute FG drought in the second half and UConn came back from 13 down.				
at South Carolina	26-22	14-21	9-8	6-13	35-24	UF used a 10-0 run to go up 51-44...Carter hit 2 FTs with 6.4 seconds left to ice the game.				
Mississippi State	32-16	26-7	13-12	8-2	35-32	Eli Carter & Dorian Finney-Smith combined for 36 points on 19 field goal attempts...Carter went 4-6 from 3.				
Auburn	36-16	16-13	12-7	9-2	36-12	Florida limited Auburn to .222 from the field in the first half (6-27) while shooting .500 (15-30).				
at Georgia	28-26	13-16	7-4	4-0	25-12	Georgia jumped to a 12-0 lead out of the gate...UF closed within 2 at 36-34 seconds into the 2nd half.				
LSU	34-30	16-20	6-6	10-14	30-21	LSU shot .615 (8-13) from 3...Jarrell Martin scored 22 and Jordan Mickey had a double-double (14/14).				
at Ole Miss	18-22	3-10	7-6	0-0	19-40	Summers' 2 FT with 3.5 seconds left lifted Ole Miss...Frazier & Finney-Smith shot a combined 10-13 from 3.				
at Alabama	26-10	11-16	6-8	8-2	25-9	Finney-Smith's dunk with 21 seconds left put UF ahead & his block on the other end sealed the win.				
Arkansas	24-28	12-24	16-13	4-4	14-12	UA erased a 9-point deficit & took a late lead, but Frazier's 2 FTs with 1.9 seconds gave UF a 1-point win.				
at Vanderbilt	24-18	14-9	10-14	10-6	15-8	Vandy jumped to a 15-0 lead...Gators pulled within 3, but never closer...Vandy was 29-42 from the FT line.				
Kentucky										
Ole Miss										
at Texas A&M										
Vanderbilt										
at LSU										
at Missouri										
Tennessee										
Texas A&M										
at Kentucky										

MATCHUP

SERIES HISTORY

- Kentucky leads the all-time series, 94-37, and the Gators are 17-24 vs. the Wildcats under head coach Billy Donovan. Florida is 11-7 at home vs. Kentucky under Donovan and 24-33 all-time.
- Florida has won three in a row and four of the last five vs. Kentucky. Last season, the Gators became the first team since Tennessee in 1979 to knock off the Wildcats three times in a season.

ABOUT THE OPPONENT

- Aaron Harrison leads UK with 11.0 points per game, while Devin Booker also averages double figures at 10.6.
- Four players average five or more rebounds per game, paced by Willie Cauley-Stein's 6.4. Andrew Harrison has a team-high 88 assists, followed by Tyler Ulis' 72.
- Devin Booker is the team's top 3-point threat, hitting at a .482 clip on the season (40-83).

LAST MEETING

- Florida secured the 2014 SEC Tournament championship with a 61-60 win, getting a stop on the game's final possession to seal the victory.
- Michael Frazier II and Patric Young both scored 14 for UF, while Scottie Wilbekin and Casey Prather each added 11.

UF VS. KENTUCKY UNDER DONOVAN (17-24)

Meetings since 2005 listed. See pages 118-119 in the media guide for a full list of series results.

Feb. 8, 2005	A	L	66-69
March 6, 2005	H	W	53-52
March 13, 2005	SEC	W	70-53
Feb. 4, 2006	H	W	95-80
March 5, 2006	A	W	79-64
Feb. 10, 2007	A	W	64-61
March 4, 2007	H	W	85-72
Jan. 19, 2008	H	W/OT	81-70
March 9, 2008	A	L	70-75
Feb. 10, 2009	A	L	65-68
March 7, 2009	H	W	60-53
Jan. 12, 2010	H	L	77-89
March 7, 2010	A	L	66-74
Feb. 5, 2011	H	W	70-68
Feb. 26, 2011	A	L	68-76
March 13, 2011	SEC	L	54-70
Feb. 7, 2012	A	L	58-78
March 4, 2012	H	L	59-74
March 10, 2012	SEC	L	71-74
Feb. 12, 2013	H	W	69-52
March 9, 2013	A	L	57-61
Feb. 15, 2014	A	W	69-59
March 8, 2014	H	W	84-65
March 16, 2014	SEC	W	61-60

UF ON ESPN COLLEGE GAMEDAY (5-1)

Feb. 4, 2006	Kentucky	W	95-80
Feb. 10, 2007	at Kentucky	W	64-61
Jan. 19, 2008	Kentucky	W/OT	81-70
Jan. 31, 2009	at Tennessee	L	63-79
Feb. 5, 2011	Kentucky	W	70-68
Feb. 15, 2014	at Kentucky	W	69-59

UF ALL-TIME VS. NATION'S #1 TEAM (2-10)

Dec. 14, 1950	at Kentucky	L	37-85
Feb. 8, 1954	Kentucky	L	55-97
Jan. 31, 1959	at Kentucky	L	51-94
Feb. 7, 1966	at Kentucky	L	75-85
Jan. 7, 1978	Kentucky	L	67-86
Feb. 4, 1978	at Kentucky	L	61-88
March 8, 1996	^vs. Kentucky	L	76-100
March 24, 2000	*vs. Duke	W	87-78
April 2, 2007	*vs. Ohio State	W	84-75
Feb. 7, 2012	at Kentucky	L	58-78
March 4, 2012	Kentucky	L	59-74
March 10, 2012	^vs. Kentucky	L	71-74

*NCAA Tournament; ^SEC Tournament

Category	UF	SEC Rank	Opp.	SEC Rank
Scoring Offense	66.0	11	73.9	3
Scoring Defense	59.3	2	51.0	1
Scoring Margin	+6.7	5	+22.8	1
Field Goal Pct.	.440	8	.461	2
Field Goal Pct. Def.	.404	7	.329	1
3-Pt. FG Pct.	.336	8	.358	2
3-Pt. FG Pct. Def.	.341	11	.272	1
3-Pt. FG Made	6.8	1	5.9	9
3-Pt. FG Allowed	5.5	2	4.7	1
Free Throw Pct.	.669	11	.690	8
Free Throws Made	11.5	14	17.3	t2
Rebounds	33.8	10	38.5	1
Opp. Rebounds	31.9	t4	31.8	3
Offensive Rebounds	11.2	9	13.2	2
Defensive Rebounds	22.6	12	25.4	5
Rebounding Margin	+1.9	9	+6.7	10
Assists	13.3	7	15.3	3
Turnovers	12.8	7	10.9	1
Opp. Turnovers	15.0	4	15.5	2
Turnover Margin	+2.2	3	+4.5	1
Assist/TO Ratio	1.0	6	1.4	2
Steals	7.8	2	7.4	6
Blocked Shots	3.3	10	7.3	1

Rankings through games played 2/4/15.

OPPONENT'S LAST 5 GAMES

1/20	Vanderbilt	W	65-57
1/24	at South Carolina	W	58-43
1/29	at Missouri	W	69-53
1/31	Alabama	W	70-55
2/3	Georgia	W	69-58

OPPONENT'S NEXT 5 GAMES

2/10	at LSU	7 p.m.
2/14	South Carolina	2 p.m.
2/17	at Tennessee	7 p.m.
2/21	Auburn	6 p.m.
2/25	at Mississippi State	7 p.m.

UF ROSTER

0	Kasey Hill	G	6-1	182	So.	IL	Umatilla, Fla./Montverde Academy
1	Eli Carter	G	6-2	200	Jr.-R	SQ	Paterson, N.J./Rutgers
2	Brandone Francis	G	6-5	205	Fr.	HS	La Romana, D.R./Arlington Country Day
3	Devin Robinson	F	6-8	178	Fr.	HS	Chesterfield, Va./Christchurch School
5	Alex Murphy	F	6-8	225	Jr.-R	SQ	Wakefield, R.I./Duke
10	Dorian Finney-Smith	F	6-8	218	Jr.-R	IL	Portsmouth, Va./Virginia Tech
11	Chris Chiozza	G	6-0	160	Fr.	HS	Memphis, Tenn./White Station
14	Lexx Edwards	G	6-2	220	Sr.	IL	Orlando, Fla./Jones
15	John Egbunu	C	6-11	266	So.	TR	Bauchi, Nigeria/USF
20	Michael Frazier II	G	6-4	194	Jr.	2L	Tampa, Fla./Montverde Academy
21	Jon Horford	F/C	6-10	245	Gr.	TR	Grand Ledge, Mich./Michigan
23	Chris Walker	F/C	6-10	220	So.	IL	Bonifay, Fla./Holmes County
24	Zach Hodskins	G	6-4	203	Fr.	HS	Alpharetta, Ga./Milton
25	DeVon Walker	G/F	6-6	203	Jr.	2L	Winter Haven, Fla./Winter Haven
30	Jacob Kurtz	F	6-6	210	Sr.	2L	Oviedo, Fla./Hagerty
32	Schuyler Rimmer	F/C	6-10	250	So.	TR	Orlando, Fla./Stanford
42	Billy Donovan	G	6-2	192	Sr.-R	IL	Gainesville, Fla./Catholic University

Head Coach: Billy Donovan (Providence '87)

Assistant Coaches: Rashon Burno (DePaul '02), Matt McCall (Florida '05), John Pelphrey (Kentucky '92)

Video Coordinator: Peter Gash

Strength & Conditioning Coordinator: Preston Greene

Director of Basketball Operations: Darren Hertz

Assistant to the Head Coach: Billy Schmidt

Athletic Trainer: Dave Werner

Academic Counselor: Tom Williams

PRONUNCIATION GUIDE

Rashon Burno	ruh-SHAWN BURN-oh
Chris Chiozza	chee-OH-zah
John Egbunu	egg-BOO-noo
Brandone Francis	Brandon
Devin Robinson	DEV-in
DeVon Walker	duh-VAWN

- Senior walk-on Jacob Kurtz has started five games and provides valuable minutes in the front court. He is a heady player who has developed a knack for creating baskets with timely cuts.
- Kurtz also leads the Gators with nine drawn charges this season.
- Sophomores Kasey Hill and Chris Walker have taken on expanded roles this season. Hill has been a regular in the starting lineup and scored 20 points vs. North Carolina, while Walker tallied a career-best 13 points vs. Yale and had 12-point games at Kansas and at Alabama.
- Freshmen Chris Chiozza and Devin Robinson have seen immediate playing time and started the first four SEC games together.
- Eli Carter has provided a spark off the bench, hitting a clutch 15-foot jumper and the game-sealing free throws at South Carolina and pouring in a team-high 20 points vs. Mississippi State off just eight field goal attempts.
- Jon Horford, a grad transfer from Michigan, had a career-high 17 points in the loss to Miami and has one of the best rebounding averages on the team.
- Alex Murphy, who transferred from Duke midseason last year, became eligible for the Dec. 20 game vs. Wake Forest and has provided additional versatility as a lengthy wing player who can drive the ball.
- UF's other walk-ons include redshirt junior Lexx Edwards, redshirt senior Billy Donovan, and freshman Zach Hodskins.
- Transfer John Egbunu (USF), a 2013-14 AAC All-Freshman honoree, will sit this season under NCAA transfer rules.
- The Gators added midseason transfer Schuyler Rimmer (Stanford), an Orlando native. Rimmer will walk on at UF and be eligible for competition following the Fall 2015 semester.
- The Gators enjoy continuity on its coaching staff this season, as all three assistant coaches will return, John Pelphrey and Matt McCall for their fourth season and Rashon Burno for his third.

STATS & NOTES

- See *player bio pages* for more extensive and detailed individual notes.
- Florida's wins at Alabama and vs. Arkansas came while scoring a total of 109 points, the second-fewest in a two game winning streak under Donovan (103 vs. Georgia and Kentucky in 2005). The combined three-point margin of victory in the games is also the slimmest in back-to-back wins under Donovan.
- Big plays by both of the Gators' leading scorers clinched those two wins -- Dorian Finney-Smith's thunderous dunk and subsequent block at Alabama and Michael Frazier's two free throws with 1.9 seconds on the clock vs. Arkansas.
- Michael Frazier and Dorian Finney-Smith shot a combined 10-for-13 (.769) from long range at Ole Miss.
- Florida opened its SEC slate with a win at South Carolina behind 20 points from Dorian Finney-Smith and 17 from Michael Frazier. The Gators are now 14-5 in SEC openers under Donovan.
- The Gators opened the 2014-15 campaign with a win, marking the team's 23rd consecutive victorious season opener, including a 19-0 mark under Donovan.
- Freshmen Chris Chiozza and Devin Robinson have started five games together this season. Billy Donovan has deployed six different tandems of starting freshmen since 2000.
- UF permitted 10 points in the second half vs. Jacksonville, the fewest in a second half during Donovan's tenure. It marked the 16th time a team has scored 19 points or fewer in a second half. The Gators have only once allowed fewer points in the first half, yielding nine in the first half vs. Alabama State (11/11/12).

LAST GAME HIGHLIGHTS

- Vanderbilt defeated Florida, 67-61, after opening the game on a 15-0 run. Florida answered with a 10-0 run to draw within five and got as close as three in the second half, but never caught the Commodores.
- Michael Frazier led Florida with 21 points on 6-for-10 shooting, including 4-for-6 from 3-point range. It marked his fourth 20-point game of the season.
- Vanderbilt's 42 free throw attempts were the most by a Florida opponent since allowing 42 at Arkansas in 2006. It was the 10th time under Donovan that a Gator opponent has shot 40 or more free throws. Florida's 26 personal fouls were the most since having 26 in UF's 2010 trip to Vanderbilt.

- Florida had five players score in double figures vs. Texas Southern, led by Devin Robinson's career-high 15. It was the first time this season UF had five players with 10+ points and the first since last season's first-round NCAA Tournament game vs. Albany.
- One 28-possession span vs. Yale saw the Gators tally 48 points (1.71 per possession). UF shot 21-for-25 from the field during that stretch, which included the final 26 possessions of the first half and first two of the second. The Gators outscored Yale 48-15 during that time.
- The Gators dropped consecutive games (vs. North Carolina, at Kansas) for the first time in 33 months when UF closed the 2011-12 regular season on a three-game skid. UF did not lose back-to-back games the entire 2012-13 and 2013-14 campaigns.
- Florida's consecutive SEC losses against Georgia and LSU marked the first back-to-back league losses since closing the 2012 regular season with three straight.
- Jon Horford established career highs vs. Miami in points (17), minutes (31), 3-pointers (three) and 3-point attempts (six). He also matched his career high in free throws (four).

AGAINST THE TOP 25

- Florida is 1-2 against ranked teams this season, defeating RV/#25 Arkansas and home and losing to #5/6 North Carolina at the Battle 4 Atlantis (11/28) and on the road to #11 Kansas (12/5). Florida went 5-2 vs. ranked opponents in 2013-14.

DONOVAN NOTES

- Florida has won 20 or more games in 16 straight seasons, the longest such streak in the SEC and the fifth-longest in the nation (Kansas, 25; Duke, 18; Syracuse, Gonzaga, 17).
- Florida's streak of 20-win seasons under Donovan puts the Gator coach in elite company. According to ESPN Stats & Information, only eight coaches have compiled a 20-win streak reaching 14 years or more (Jim Boeheim has two such streaks), and only six coaches have done so at a single school.

Coach	School(s)	Streak (Years)
Dean Smith	North Carolina	27 (1971-97)
Lute Olson	Arizona	20 (1988-2007)
Mike Krzyzewski	Duke	18 (1997-present)
Tubby Smith	Tulsa, UGA, UK, Minnesota	17 (1994-2010)
Jim Boeheim	Syracuse	17 (1998-present)
Billy Donovan	Florida	16 (1999-present)
Bill Self	Tulsa, Illinois, Kansas	16 (1999-present)

- Billy Donovan is one of three coaches to win 400 games heading up an SEC bench. He moved into second all-time in wins at an SEC school, picking up win No. 449 vs. Pittsburgh in the NCAA Tournament on March 22, 2014.

Coach	School(s)	Wins
Adolph Rupp	Kentucky	875
Billy Donovan	Florida	463
Dale Brown	LSU	448

- Five former assistant coaches under Billy Donovan currently hold Division I head coaching jobs: Anthony Grant (Alabama), Donnie Jones (UCF), Richard Pitino (Minnesota), Larry Shyatt (Wyoming) and Shaka Smart (VCU).
- Donovan is the longest-tenured head coach in the SEC. There have been 31 head coaching changes in the league since Donovan's arrival in 1996.

GATOR ASSISTANTS

- The Gators enjoy continuity on its coaching staff this season, as all three assistant coaches returned, John Pelphrey and Matt McCall for their fourth season and Rashon Burno for his third.
- Pelphrey coached under Donovan for his first six seasons at UF and spent nine seasons as a head coach at South Alabama and Arkansas before returning to UF.
- McCall, an Ocala native and UF grad, was the team's head manager during its 2006 national championship season, followed by two seasons as director of basketball operations and three seasons as an assistant coach at FAU.
- Former DePaul point guard Rashon Burno came to UF from Manhattan College and also coached at Towson University after getting his start as head coach at Marmion Academy in Chicago.

STREAKS

LONGEST WINNING STREAKS IN UF HISTORY

Overall	First Win	Last Win
30	Dec. 10, 2013	March 29, 2014
17	Dec. 6, 2006	Feb. 14, 2007
17	March 1, 2006	Nov. 24, 2006
17	Nov. 9, 2005	Jan. 18, 2006
15	March 4, 2007	Nov. 20, 2007

Current: 0

Home	First Win	Last Win
33	Nov. 11, 2012	Nov. 14, 2014
24	March 1, 2006	Nov. 20, 2007
20	Jan. 25, 2005	Feb. 4, 2006
19	Jan. 22, 2011	Feb. 4, 2012
19	Feb. 2, 2002	Feb. 25, 2003

Current: 1 Jan. 31, 2015

Road	First Win	Last Win
9	Jan. 11, 2014	March 4, 2014
7	Feb. 13, 2001	Jan. 12, 2002
7	Dec. 18, 1940	Feb. 3, 1941
6	Dec. 4, 1993	Jan. 15, 1994

Current: 0

SEC	First Win	Last Win
21	Jan. 8, 2014	Jan. 15, 2015
13	March 21, 2006	Feb. 14, 2007
11	Feb. 10, 2001	Jan. 16, 2002
11	Jan. 21, 1989	March 1, 1989

Current: 0

SEC Home	First Win	Last Win
20	Jan. 9, 2013	Jan. 15, 2014
13	March 1, 2006	Feb. 9, 2008
13	Feb. 4, 1967	Jan. 4, 1969
12	Jan. 22, 1986	Feb. 4, 1987

Current: 1 Jan. 31, 2015

SEC Road	First Win	Last Win
10	Jan. 11, 2014	Jan. 7, 2015
6	March 5, 2006	Feb. 10, 2007
4	Occured five times	

Current: 0

Home NC	First Win	Last Win
40	Nov. 16, 1998	Dec. 6, 2003
28	Dec. 19, 2004	Nov. 20, 2007
25	Dec. 22, 2010	Nov. 14, 2014
21	Dec. 20, 1983	Nov. 30, 1988
18	Nov. 27, 2007	March 20, 2009
17	Jan. 9, 1964	Dec. 31, 1968

2014-15 INDIVIDUAL HONORS

Michael Frazier II

Preseason 1st-Team All-SEC (Coaches & Media)
Wooden Award Top 50
Naismith Trophy Top 50

Dorian Finney-Smith

Preseason 1st-Team All-SEC (Coaches)

Kasey Hill

Cousy Award Watch List

STATS & HONORS

INDIVIDUAL STAT LEADERS & SEC RANKINGS

Category	Player	Stat	Rank
Scoring	Frazier	13.4	15
FG Pct.	Kurtz	.606	*
3-Pt. FG Pct.	Frazier	.396	2
3-Pt. FG Made	Frazier	2.4	2
FT Pct.	Horford	.897	*
Rebounds	Finney-Smith	5.7	16
Assists	Hill	4.1	6
Steals	Chiozza	1.5	t9
Blocked Shots	Walker	1.1	13
A/TO Ratio	Hill	2.1	5
Minutes	Frazier	30.8	13

*Not qualified for rankings.

ALL-TIME UF TOP 10

3-Point Field Goal Pct. (Min. 100 attempts)

1.	Joe Lawrence	1986-87	.504
2.	Andrew Moten	1986-87	.445
3.	Lee Humphrey	2004-07	.444
4.	Michael Frazier II	2013-present	.438
5.	Pat Lawrence	1986-88	.437
6.	Erik Murphy	2010-13	.435
7.	Kenyan Weaks	1997-2000	.427

3-Point FG Made

1.	Kenny Boynton	2010-13	333
2.	Lee Humphrey	2004-07	288
3.	Erving Walker	2009-12	285
4.	Brett Nelson	2000-03	274
5.	Anthony Roberson	2003-05	267
6.	Greg Stolt	1996-99	243
7.	Michael Frazier II	2013-present	223
8.	Kenyan Weaks	1997-00	198

3-Point FG Attempts

1.	Kenny Boynton	2010-13	978
2.	Erving Walker	2009-12	755
3.	Brett Nelson	2000-03	689
4.	Anthony Roberson	2003-05	665
5.	Lee Humphrey	2004-07	649
6.	Greg Stolt	1996-99	578
7.	Michael Frazier II	2013-present	509
8.	Teddy Dupay	1999-01	496

Free Throw Pct. (Min. 140 attempts)

1.	Anthony Roberson	2003-05	.864
2.	Taurean Green	2005-07	.856
3.	Michael Frazier II	2013-present	.854
4.	Joe Hobbs	1956-59	.843

Consecutive Games with a 3-Pointer

1.	Michael Frazier II	1/23/14-1/24/15	41
2.	Lee Humphrey	11/14/06-4/2/07	39
3.	Kenny Boynton	2/1/11-1/14/12	34

Starts by a Freshman (Donovan Era)

1.	Bradley Beal	2011-12	37
1.	Nick Calathes	2007-08	36
	Jai Lucas	2007-08	36
4.	Kenny Boynton	2009-10	33
	Matt Walsh	2002-03	33
6.	Corey Brewer	2004-05	32
7.	Udonis Haslem	1998-99	26
8.	Al Horford	2004-05	25
9.	Mike Miller	1998-99	19
10.	Devin Robinson	2014-15	12

1,000-POINT CLUB WATCH

Michael Frazier II	Has: 978	Needs: 22
Eli Carter*	Has: 935	Needs: 65

*Includes 799 points at Rutgers

STANDINGS & POLLS

2014-15 SEC STANDINGS

	SEC		Overall
Kentucky	9-0	1.000	22-0 1.000
Arkansas	6-3	.667	17-5 .773
Ole Miss	6-3	.667	15-7 .682
Texas A&M	6-3	.667	15-6 .714
LSU	5-3	.625	16-5 .762
FLORIDA	5-4	.556	12-10 .545
Georgia	5-4	.556	14-7 .667
Tennessee	5-4	.556	13-8 .619
Alabama	4-5	.444	14-8 .636
Mississippi State	4-5	.444	11-11 .500
Auburn	2-6	.250	10-11 .476
South Carolina	2-7	.222	11-10 .524
Vanderbilt	2-7	.222	12-10 .545
Missouri	1-8	.111	7-15 .318

Through games played 2/4/15.

AP TOP 25

1.	*Kentucky (65)
2.	Gonzaga
3.	Virginia
4.	Duke
5.	Wisconsin
6.	Arizona
7.	Villanova
8.	*Kansas
9.	Louisville
10.	Notre Dame
11.	Iowa State
12.	*North Carolina
13.	Utah
14.	Northern Iowa
15.	West Virginia
16.	Wichita State
17.	Maryland
18.	VCU
19.	Baylor
20.	Ohio State
21.	Oklahoma
22.	Butler
23.	SMU
24.	*Georgetown
25.	Texas

COACHES TOP 25

1.	*Kentucky (31)
2.	Gonzaga (1)
3.	Virginia
4.	Wisconsin
5.	Duke
6.	Arizona
7.	Villanova
8.	Louisville
9.	*Kansas
10.	Notre Dame
11.	Utah
12.	West Virginia
13.	*North Carolina
14.	Iowa State
15.	Northern Iowa
16.	Maryland
17.	Wichita State
18.	VCU
19.	Baylor
20.	Ohio State
21.	Oklahoma
22.	Butler
23.	SMU
24.	*Georgetown
25.	Indiana

*2014-15 Florida Opponent

FLORIDA IN THE POLLS & RATINGS

Date	AP	Coaches	RPI	KenPom	Sagarin
Preseason	7	7	-	7	-
Nov. 17	8	7	-	7	6
Nov. 24	18	16	-	11	12
Dec. 1	RV(32)	24	-	20	45
Dec. 8	NR	RV(31)	131	17	27
Dec. 15	NR	RV(37)	132	15	44
Dec. 22	RV(t35)	RV(38)	105	14	37
Dec. 29	RV(t36)	NR	101	15	39
Jan. 5	NR	NR	144	23	59
Jan. 12	NR	NR	81	24	37
Jan. 19	NR	NR	70	25	41
Jan. 26	NR	NR	84	36	45
Feb. 2	NR	NR	57	34	35

HEAD COACH BILLY DONOVAN

YEAR-BY-YEAR COACHING RECORD

Year	School	Overall	League	Postseason
1994-95	Marshall	18-9 .667	10-4 .714	
1995-96	Marshall	17-11 .608	8-6 .571	
1996-97	Florida	13-17 .433	5-11 .313	
1997-98	Florida	14-15 .483	6-10 .375	NIT; 0-1
1998-99	Florida	22-9 .710	10-6 .625	NCAA Sweet 16; 2-1
1999-2000	Florida	29-8 .783	12-4 .750	NCAA Runner-Up; 5-1
2000-01	Florida	24-7 .744	12-4 .750	NCAA Second Round; 1-1
2001-02	Florida	22-9 .710	10-6 .625	NCAA First Round; 0-1
2002-03	Florida	25-8 .758	12-4 .750	NCAA Second Round; 1-1
2003-04	Florida	20-11 .645	9-7 .563	NCAA First Round; 0-1
2004-05	Florida	24-8 .750	12-4 .750	NCAA Second Round; 1-1
2005-06	Florida	33-6 .846	10-6 .625	NCAA Champions; 6-0
2006-07	Florida	35-5 .875	13-3 .813	NCAA Champions; 6-0
2007-08	Florida	24-12 .667	8-8 .500	NIT Semifinals; 3-1
2008-09	Florida	25-11 .694	9-7 .563	NIT Quarterfinals; 2-1
2009-10	Florida	21-13 .618	9-7 .563	NCAA First Round; 0-1
2010-11	Florida	29-8 .783	13-3 .813	NCAA Elite Eight; 3-1
2011-12	Florida	26-11 .703	10-6 .625	NCAA Elite Eight; 3-1
2012-13	Florida	29-8 .784	14-4 .778	NCAA Elite Eight; 3-1
2013-14	Florida	36-3 .923	18-0 1.000	NCAA Final Four; 4-1
2014-15	Florida	12-10 .545	5-4 .556	
Overall	21st Year	498-199 .714	215-114 .653	17 postseason appearances
At UF	19th Year	463-179 .721	197-104 .654	40-15 (35-12 in NCAA)

For those who have followed Billy Donovan's career it should come as no surprise that he has made Florida basketball a winner.



Now with 18 seasons completed at UF, Donovan has set a school record with 17 consecutive postseason appearances, including 14 NCAA Tournament bids and four Final Fours. UF made the school's first-ever appearance in the National Championship game in 2000 before winning back-to-back national titles in 2006 and 2007.

The three-time Southeastern Conference Coach of the Year is the winningest NCAA Tournament coach in SEC history. He has guided the Gators to three Final Fours and two in a row in 2006 and 2007, a first in Gator history.

After the school had just one SEC Championship in 77 seasons prior to his arrival, Donovan has tallied six SEC titles (2000, 2001, 2007, 2011, 2013 and 2014). He coached the Gators to a spotless 18-0 SEC record in 2014 and helped that senior class become the first in UF history to win three SEC titles. He led the Gators to their first SEC Tournament title in 2005 and then again in 2006, 2007 and 2014.

Florida's 261 wins during the 10 seasons from 2000-09 was the best decade in school history and the fifth-highest total in the nation in that time. After only being ranked in the national polls 42 times prior to Donovan's arrival, UF had been ranked a school-record 94 consecutive weeks in the Associated Press poll and 99 weeks by the ESPN/USA Today poll before falling out on Feb. 16, 2004.

His winning percentage at UF is the best among all Gator coaches who spent more than one season at UF and he reached the 100 and 200 victory marks at UF quicker than any coach in school history, needing just 154 games to reach the century plateau and 292 games to reach 200 wins.

Donovan became the school's all-time leader in wins on Dec. 20, 2006. He ranks second in SEC history in wins as an SEC coach. He picked up his 400th career win (including two years at Marshall) with Florida's defeat of Stetson in Orlando on Nov. 28, 2011.

Donovan's teams have knocked off 63 ranked opponents during his tenure. Donovan's squads have led the SEC in a statistical category 64 times, including 43 offensive categories. Twenty-five different players have captured All-SEC honors and 17 players have earned SEC All-Freshman recognition.

Eight of Donovan's players have been first round draft picks in the NBA Draft, after the school boasted only two before his arrival. In the 2007 NBA Draft, Florida became the first school to ever have three players drafted in the Top 10, as Al Horford went third, Corey Brewer seventh and Joakim Noah ninth.

DONOVAN'S WIN-LOSS BREAKDOWN

	2014-15	Florida	Since '98-'99	Overall
Overall	12-10	463-179	436-147	498-199
vs. Conference	5-4	197-104	188-83	215-114
vs. Conference Home	3-1	119-31	111-23	129-34
vs. Conference Away	2-3	78-73	75-60	86-80
vs. Non-Conference (Reg. Season)	7-6	200-46	185-38	214-54
vs. Non-Conference Home	5-2	140-11	129-10	148-13
vs. Non-Conference Away	0-2	18-17	15-16	21-21
vs. Non-Conference Neutral	2-2	42-18	41-12	45-20
Postseason Play	0-0	66-28	65-25	67-30
Conference Tournament	0-0	26-14	25-12	27-16
NCAA Tournament	0-0	35-12	35-12	35-12
NIT	0-0	5-3	5-2	5-3
vs. AP Top 25	0-2	64-66	62-55	64-68
vs. AP Top 15	0-2	32-45	31-38	32-47
vs. AP Top 10	0-1	19-33	18-30	19-35
vs. AP Top 5	0-1	10-18	10-16	10-20
vs. AP No. 1	0-0	2-3	2-3	2-3
Overtime	1-1	17-15	16-13	17-16
November	3-3	86-13	79-12	90-13
December	4-2	99-29	93-22	106-35
January	5-4	107-41	100-32	116-50
February	0-1	88-52	82-41	102-55
March	0-0	79-41	78-37	80-43
April	0-0	4-3	4-3	4-3
Sunday	1-0	50-21	48-18	50-22
Monday	1-1	28-6	23-5	41-9
Tuesday	1-3	63-32	61-31	65-34
Wednesday	1-1	79-33	74-21	81-35
Thursday	2-0	43-7	42-6	44-8
Friday	3-2	56-14	54-12	60-16
Saturday	3-3	144-66	134-54	157-75

THE LAST TIME

INDIVIDUAL PERFORMANCES

20 Points: Michael Frazier II, at Vanderbilt, 2/3/15 (21)

25 Points: Michael Frazier II, at Ole Miss, 1/24/15 (27)

30 Points: Michael Frazier II, at South Carolina, 3/4/14 (37)

35 Points: Michael Frazier II, at South Carolina, 3/4/14 (37)

40 Points: Eugene McDowell, vs. Biscayne, 12/21/82 (40)

50 Points: Tony Miller, vs. Chicago State, 2/29/72 (54)

10 Rebounds: Jon Horford, vs. Georgetown (neutral at Bahamas), 11/26/14 (11)

12 Rebounds: Jacob Kurtz, vs. Louisiana-Monroe, 11/21/14 (13)

15 Rebounds: Dorian Finney-Smith, at Arkansas, 1/11/14 (15)

20 Rebounds: Andrew DeClercq, vs. Kentucky, 1/18/94 (20)

25 Rebounds: Neal Walk, vs. Georgia, 3/1/69 (25)

30 Rebounds: Neal Walk, vs. Alabama, 1/27/68 (31)

10 Assists: Kasey Hill, vs. Yale, 12/8/14 (10)

12 Assists: Nick Calathes, at Georgia, 2/14/09, (13)

15 Assists: Jason Williams, vs. Duquesne, 12/3/97 (17)

Made 8 Field Goals: Dorian Finney-Smith (10-15) and Michael Frazier II (8-14), vs. Jacksonville, 12/14/14

Made 10 Field Goals: Michael Finney-Smith, vs. Jacksonville, 12/14/14 (10-15)

Made 12 Field Goals: Michael Frazier II, at South Carolina, 3/4/14 (12-21)

Attempted 15 Field Goals: Eli Carter, at Vanderbilt, 2/3/15 (5-17)

Attempted 20 Field Goals: Michael Frazier II, at South Carolina, 3/4/14 (12-21)

Attempted 25 Field Goals: Anthony Roberson, vs. Tennessee, 1/19/05 (9-26)

Made 6 3-Pointers: Michael Frazier II, at Ole Miss, 1/24/15 (6-8)

Made 7 3-Pointers: Michael Frazier II, at South Carolina, 3/4/14, (11-18)

Made 8 3-Pointers: Michael Frazier II, at South Carolina, 3/4/14, (11-18)

Made 10 3-Pointers: Michael Frazier II, at South Carolina, 3/4/14, (11-18)

Attempted 10 3-Pointers: Michael Frazier II, vs. Jacksonville, 12/14/14, (6-11)

Attempted 12 3-Pointers: Michael Frazier II, at South Carolina, 3/4/14 (11-18)

Attempted 15 3-Pointers: Michael Frazier II, at South Carolina, 3/4/14 (11-18)

Made 10 Free Throws: Kasey Hill, vs. North Carolina (neutral at Bahamas), 11/28/14 (10-12)

Made 12 Free Throws: Scottie Wilbekin, vs. Missouri, 2/4/14 (13-16)

Made 15 Free Throws: Joakim Noah, vs. Georgia, 3/1/06 (19-22)

Attempted 10 Free Throws: Kasey Hill, vs. North Carolina (neutral at Bahamas), 11/28/14 (10-12)

Attempted 15 Free Throws: Scottie Wilbekin, vs. Missouri, 2/4/14 (13-16)

Attempted 20 Free Throws: Joakim Noah, vs. Georgia, 3/1/06 (19-22)

4 Blocks: Chris Walker, vs. Texas Southern, 12/12/14 (4)

5 Blocks: Patric Young, vs. Savannah St., 11/20/12 (6)

6 Blocks: Patric Young, vs. Savannah St., 11/20/12 (6)

7 Blocks: Al Horford, vs. Ole Miss, 2/16/05 (7)

5 Steals: Michael Frazier II, at Vanderbilt, 2/3/15 (6)

6 Steals: Michael Frazier II, at Vanderbilt, 2/3/15 (6)

7 Steals: Dan Werner, vs. Georgia, 2/9/08 (7)

Double-Double: Jon Horford vs. Georgetown (neutral at Bahamas), 11/26/14, 10 points and 11 rebounds

Triple-Double: Nick Calathes, vs. Georgia, 1/28/09, 20 points, 13 rebounds and 10 assists

TEAM PERFORMANCES

85 Points: 85, vs. Yale, 12/8/14

90 Points: 98, at Arkansas, 2/18/12

95 Points: 98, at Arkansas, 2/18/12

100 Points: 107, vs. Jacksonville, 11/25/11

105 Points: 107, vs. Jacksonville, 11/25/11

110 Points: 112, NCAA Tournament vs. Jackson State, 3/16/07

120 Points: 125, vs. FAMU, 12/10/00

130 Points: 131, vs. New Hampshire, 11/29/99

50 Rebounds: 57, vs. Texas A&M, 2/1/14

55 Rebounds: 57, vs. Texas A&M, 2/1/14

60 Rebounds: 62, NCAA Tournament vs. Jackson State, 3/16/07

Made 35 Field Goals: 37-58, vs. Yale, 12/8/14

Made 40 Field Goals: 42-73, vs. North Carolina A&T, 11/18/10

Made 45 Field Goals: 46-81, vs. New Hampshire, 11/29/99

Attempted 65 Field Goals: 29-68, vs. UCF (neutral at Orlando), 11/23/12

Attempted 70 Field Goals: 35-71, vs. Rider (neutral at Jacksonville), 12/9/11

Attempted 75 Field Goals: 39-76, vs. Jackson State, 11/11/11

Attempted 80 Field Goals: 39-83, vs. FAU, 11/27/00

Made 10 3-Pointers: 12-20, at Ole Miss, 1/24/15

Made 12 3-Pointers: 12-20, at Ole Miss, 1/24/15

Made 15 3-Pointers: 15-30, at Auburn, 2/16/13

Made 18 3-Pointers: 18-35, vs. Robert Morris, 12/30/96

Attempted 25 3-Pointers: 13-27, vs. Jacksonville, 12/14/14

Attempted 30 3-Pointers: 11-31, at South Carolina, 3/4/14

Attempted 35 3-Pointers: 14-35, vs. Stetson, 11/28/11

Made 20 Free Throws: 25-30, at South Carolina, 1/7/15

Made 25 Free Throws: 25-30, at South Carolina, 1/7/15

Made 30 Free Throws: 32-40, vs. Auburn, 2/18/10

Made 35 Free Throws: 35-39, vs. Vanderbilt, 2/7/04

Made 40 Free Throws: 40-50, vs. Morehead State, 12/22/98

Attempted 30 Free Throws: 25-30, at South Carolina, 1/7/15

Attempted 35 Free Throws: 26-36, vs. Minnesota, NCAA Tournament, 3/24/13

Attempted 40 Free Throws: 32-40, vs. Auburn, 2/18/10

Attempted 45 Free Throws: 33-45, vs. Florida State, 11/25/05

Attempted 50 Free Throws: 40-50, vs. Morehead State, 12/22/98

20 Assists: 22, vs. UCLA, NCAA Tournament, 3/27/14

25 Assists: 25, at Auburn, 2/16/13

30 Assists: 32, vs. Northeastern, 12/22/03

10 Steals: 10, at Vanderbilt, 2/3/15

15 Steals: 17, vs. Wake Forest (neutral at Sunrise), 12/20/14

20 Steals: 22, vs. VMI, 12/28/99

25 Steals: 25, vs. Morehead State, 12/22/98

6 Blocks: 7, vs. Texas Southern, 12/12/14

7 Blocks: 7, vs. Texas Southern, 12/12/14

8 Blocks: 9, vs. Kentucky, 2/12/13

9 Blocks: 9, vs. Kentucky, 2/12/13

10 Blocks: 12, vs. FAMU, 12/17/06

Had 5 Players with 10 Points: 5 players, vs. Texas Southern, 12/12/14; Devin Robinson (15), Chris Walker (12), Dorian Finney-Smith (11), Michael Frazier II (11), Jon Horford (10)

Had 6 or More Players with 10 Points: 6 players, vs. MTSU, 11/21/13; Patric Young (16), Dorian Finney-Smith (14), Michael Frazier II (13), Casey Prather (11), DeVon Walker (10), Will Yeguete (10)

Had 2 Players with 20 Points: vs. Jacksonville, 12/14/14; Dorian Finney-Smith (25), Michael Frazier II (22)

Had 3 Players with 20 Points: at Arkansas, 2/18/12; Erving Walker (31), Kenny Boynton (25), Bradley Beal (21)

Had 2 Players with 25 Points: at Arkansas, 2/18/12; Erving Walker (31), Kenny Boynton (25)

Had 2 Players with 10 Rebounds: vs. Texas A&M, 2/1/14; Patric Young (14), Will Yeguete (10)

Had 2 Players with a Double-Double: vs. Jacksonville, 12/20/10; Vernon Macklin (13 points and 10 rebounds), Alex Tyus (10 points and 11 rebounds)

Overcame a 10-Point Halftime Deficit: 1/26/12, at Ole Miss; Trained 38-28 at half & won, 64-60


Lost a 10-Point Halftime Lead: 12/5/14, at Kansas; Led 39-24 at half & lost, 71-65

Made a Game-Winner: 1/27/15, at Alabama, Dorian Finney-Smith dunk at :21 to win, 52-50

Made a Buzzer-Beater: 1/23/10, vs. South Carolina, Chandler Parsons 3-Pointer at the buzzer to win, 56-55

Lost on a Game-Winner: 11/26/14, vs. Georgetown (neutral at Bahamas), D'Vaunte Smith-Rivera jumper at :03 to defeat UF 66-65 in OT


TV & RADIO ROSTER




#0 KASEY HILL
G | So. | 6-1 | 182 | Umatilla, Fla.



#1 ELI CARTER
G | Jr. | 6-2 | 200 | Paterson, N.J.




#2 BRANDONE FRANCIS*
G | Fr. | 6-5 | 205 | La Romana, D.R.




#3 DEVIN ROBINSON
F | Fr. | 6-8 | 178 | Chesterfield, Va.



#5 ALEX MURPHY
F | Jr. | 6-8 | 225 | Wakefield, R.I.




#10 DORIAN FINNEY-SMITH
F | Jr. | 6-8 | 218 | Portsmouth, Va.




#11 CHRIS CHIOZZA
G | Fr. | 6-0 | 160 | Memphis, Tenn.



#14 LEXX EDWARDS
G | Sr. | 6-2 | 220 | Orlando, Fla.



#15 JOHN EGBUNU^
C | So. | 6-11 | 266 | Bauchi, Nigeria



#20 MICHAEL FRAZIER II
G | Jr. | 6-4 | 194 | Tampa, Fla.




#21 JON HORFORD
C | Gr. | 6-10 | 245 | Grand Ledge, Mich.



#23 CHRIS WALKER
F | So. | 6-10 | 220 | Bonifay, Fla.



#24 ZACH HODSKINS
G | Fr. | 6-4 | 203 | Alpharetta, Ga.




#25 DEVON WALKER+
G/F | Jr. | 6-6 | 203 | Winter Haven, Fla.



#30 JACOB KURTZ
F | Sr. | 6-6 | 210 | Oviedo, Fla.



#32 SCHUYLER RIMMER^
F/C | So. | 6-10 | 250 | Orlando, Fla.



#42 BILLY DONOVAN
G | Sr. | 6-2 | 192 | Gainesville, Fla.



BILLY DONOVAN
Head Coach



RASHON BURNO
Assistant Coach



MATT MCCALL
Assistant Coach



JOHN PELPHREY
Assistant Coach

+Injured: Out for the season.

^Transfer: Must sit out due to NCAA rules.

**Ineligible for 2014-15.*

#1 ELI CARTER

JUNIOR (R) | GUARD | 6-2 | 200 | PATERSON, N.J. | RUTGERS

OVERVIEW

- A skilled scorer who totaled 799 career points in two seasons at Rutgers.
- Enrolled at UF in summer 2013 and was granted an NCAA waiver to compete immediately, but took a medical redshirt to further rehab his leg.
- Averaged 14.3 points per game with the Scarlet Knights.

2014-15 HIGHLIGHTS

- Carter's .889 field goal percentage (8-for-9) vs. Miami was Florida's highest by a guard vs. a major-conference opponent (min. 8 att.) during Donovan's tenure. Kenyan Weaks went 8-for-8 vs. Florida A&M (12/4/99) and Christian Drejer shot 8-for-9 vs. Montana State (11/25/03).
- Has been limited since suffering a mid-foot sprain in practice prior to the 11/21 game vs. ULM.
- Had 20 points on 6-for-8 shooting, and dished out three assists in UF's SEC-home opener against Mississippi State.
- Recorded 12 points on 5-for-9 shooting from the field shooting in the Gators win over Auburn.
- Appeared in the starting lineup for the fourth time this season and recorded a team-high 13 points (4-10 FG, 3-6 3Pt, 2-2 FT) in UF's win at Alabama.



Season	gp-gs	min/avg	Total		3-Point		F-Throws		Rebounds				Scoring							
			fg-fga	pct	fg-fga	pct	ft-fa	pct	off	def	tot	avg	pf	fo	ast	to	blk	stl	pts	avg
2011-12*	32-28	952/29.8	153-374	.409	55-156	.353	80-115	.696	16	82	98	3.1	81	2	68	88	3	42	441	13.8
2012-13*	24-18	692/28.8	112-292	.384	39-122	.320	95-110	.864	6	62	68	2.8	61	2	50	66	2	25	358	14.9
2013-14	7-0	53/7.6	1-14	.071	1-9	.111	0-2	.000	2	3	5	0.7	5	0	2	3	0	0	3	0.4
2014-15	17-6	370/21.8	45-125	.360	23-73	.315	20-23	.870	5	32	37	2.2	29	1	32	29	0	13	133	7.8
TOTAL	24-6	423/17.6	46-139	.331	24-82	.293	20-25	.800	7	35	42	1.8	34	1	34	32	0	13	136	5.7
All*	80-52	2067/25.8	311-805	.386	118-360	.328	195-250	.780	29	179	208	2.6	176	5	152	186	5	80	935	11.7

* Statistics from prior team/school

Opponent	Date	gs	min	Total		3-Pointers		Free throws		Rebounds				pf	a	t/o	blk	stl	pts	avg	
				fg-fga	pct	3fg-fga	pct	ft-fa	pct	off	def	tot	avg								
WILLIAM & MARY	11/14/14	*	26	2-7	.286	2-3	.667	2-2	1.000	0	5	5	5.0	2	2	2	0	1	8	8.0	
MIAMI	11/17/14	*	29	8-9	.889	3-4	.750	2-2	1.000	0	1	1	3.0	5	2	3	0	1	21	14.5	
vs Georgetown	11/26/14		33	2-14	.143	1-6	.167	1-2	.500	2	2	4	3.3	2	3	3	0	1	6	11.7	
vs North Carolina	11/28/14		13	0-4	.000	0-4	.000	1-2	.500	0	1	1	2.8	2	2	2	0	1	1	9.0	
TEXAS SOUTHERN	12/12/14		14	2-3	.667	2-3	.667	0-0	.000	0	2	2	2.6	2	0	2	0	1	6	8.4	
JACKSONVILLE	12/14/14		23	1-5	.200	1-5	.200	2-2	1.000	0	0	0	2.2	0	4	1	0	2	5	7.8	
at Florida State	12/30/14		1	0-0	.000	0-0	.000	0-0	.000	0	0	0	1.9	0	0	0	0	0	0	6.7	
UCONN	1/3/15		16	0-5	.000	0-3	.000	0-0	.000	0	0	0	1.6	3	2	2	0	1	0	5.9	
at South Carolina	1/7/14		20	2-5	.400	0-3	.000	2-2	1.000	1	3	4	1.9	3	3	3	0	1	6	5.9	
MISSISSIPPI STATE	1/10/15		27	6-8	.750	4-6	.667	4-4	1.000	0	1	1	1.8	0	3	1	0	1	20	7.3	
AUBURN	1/15/15		29	5-9	.556	2-5	.400	0-0	.000	0	2	2	1.8	1	3	2	0	1	12	7.7	
at Georgia	01/17/15		23	2-4	.500	0-2	.000	1-1	1.000	0	2	2	1.8	2	2	3	0	1	5	7.5	
LSU	1/20/15		12	2-7	.286	0-3	.000	0-0	.000	1	0	1	1.8	0	0	1	0	0	4	7.2	
at Ole Miss	1/24/15	*	29	2-6	.333	1-4	.250	3-4	.750	0	6	6	2.1	3	3	2	0	0	8	7.3	
at Alabama	1/27/15	*	21	4-10	.400	3-6	.500	2-2	1.000	1	2	3	2.1	1	0	2	0	0	13	7.7	
ARKANSAS	1/31/15	*	25	2-12	.167	2-7	.286	0-0	.000	0	2	2	2.1	1	2	0	0	0	6	7.6	
at Vanderbilt	02/03/15	*	29	5-17	.294	2-9	.222	0-0	.000	0	3	3	2.2	2	1	0	0	1	12	7.8	
Totals			6	370	45-125	.360	23-73	.315	20-23	.870	5	32	37	2.2	29	32	29	0	13	133	7.8

Games played: 17
Minutes/game: 21.8
Points/game: 7.8
FG Pct: 36.0
3FG Pct: 31.5
FT Pct: 87.0

Rebounds/game: 2.2
Assists/game: 1.9
Turnovers/game: 1.7
Assist/turnover ratio: 1.1
Steals/game: 0.8

CARTER GAME HIGHS

Points	
2014-15/UF	21, vs. Miami (11/17/14)
Career	31, vs. Florida (12/29/11)

Rebounds	
2014-15/UF	6, at Ole Miss (1/24/15)
Career	7, 3x, last vs. St. John's (1/9/13)

Field Goals	
2014-15/UF	8, vs. Miami (11/17/14)
Career	12, vs. Florida (12/29/11)

Field Goal Attempts	
2014-15/UF	17, at Vanderbilt (2/3/15)
Career	24, vs. Florida (12/29/11)

3-Point Field Goals	
2014-15/UF	4, vs. Mississippi State (1/10/15)
Career	5, vs. Syracuse (1/2/13)

3-Point FG Attempts	
2014-15/UF	9, at Vanderbilt (2/3/15)
Career	10, vs. Syracuse (1/2/13)

Free Throws	
2014-15/UF	4, vs. MSU (1/10/14)
Career	12, vs. UAB (12/16/12)

Free Throw Attempts	
2014-15/UF	4, 3x, last at Ole Miss (1/24/15)
Career	13, vs. UAB (12/16/12)

Assists	
2014-15/UF	4, vs. Jacksonville (12/14/14)
Career	7, vs. Florida (12/29/11)

Steals	
2014-15/UF	2, vs. Jacksonville (12/14/14)
Career	5, vs. USF (1/1/12)

Blocked Shots	
2014-15/UF	---
Career	2, vs. G. Washington (12/11/12)

Minutes Played	
2014-15/UF	33, vs. Georgetown (11/26/14)
Career	46, vs. Florida (12/29/11)

Note: Career highs from 2011-13 took place at Rutgers.

#11 CHRIS CHIOZZA


FRESHMAN | GUARD | 6-0 | 160 | MEMPHIS, TENN. | WHITE STATION

OVERVIEW

- Chiozza is an attacking point guard with the ability to distribute or score himself.
- Rated a four-star prospect and top-50 player in the 2014 class by ESPN and Rivals.
- Quick and athletic, Chiozza has superior court vision.

2014-15 HIGHLIGHTS

- Has earned six starts at the shooting guard position.
- Nabbed six steals vs. UAB, all in the first half, and also posted a career-high 13 points.
- Second-leading scorer vs. ULM with 11 points, Chiozza's first career double-figure scoring game.
- Led the team with three steals and co-led with three assists (Hill) in his collegiate debut vs. William & Mary.
- Gators' only true point guard behind Kasey Hill.
- Had 9 points on 4-for-6 shooting, and dished out two in UF's 20-point win over Auburn.
- Totaled 2 points, 4 assists and 1 steal in an efficient 19 minutes at Vanderbilt.



			Total		3-Point		F-Throws		Rebounds										Scoring	
Season	gp-gs	min/avg	fg-fga	pct	fg-fga	pct	ft-fa	pct	off	def	tot	avg	pf	fo	ast	to	blk	stl	pts	avg
2014-15	22-6	483/22.0	29-71	.408	15-41	.366	13-24	.542	7	29	36	1.6	35	1	46	28	1	33	86	3.9
TOTAL	22-6	483/22.0	29-71	.408	15-41	.366	13-24	.542	7	29	36	1.6	35	1	46	28	1	33	86	3.9

CHIOZZA GAME HIGHS

Points

2014-15/Career 13, vs. UAB (11/27/14)

Rebounds

2014-15/Career 4, 4x, last vs. UConn (1/3/15)

Field Goals

2014-15/Career 4, 2x, last vs. Auburn (1/15/14)

Field Goal Attempts

2014-15/Career 8, vs. UAB (11/27/14)

3-Pointers

2014-15/Career 3, vs. UAB (11/27/14)

3-Point Attempts

2014-15/Career 6, vs. UAB (11/27/14)

Free Throws

2014-15/Career 4, vs. ULM (11/21/14)

Free Throw Attempts

2014-15/Career 6, vs. ULM (11/21/14)

Assists

2014-15/Career 4, 3x, last at Vanderbilt (2/3/15)

Steals

2014-15/Career 6, vs. UAB (11/27/14)

Blocked Shots

2014-15/Career 1, vs. Texas Southern (12/12/14)

Minutes Played

2014-15/Career 37, vs. ULM (11/21/14)

Opponent	Date	gs	min	Total		3-Pointers		Free throws		Rebounds				pf	a	t/o	blk	stl	pts	avg
				fg-fga	pct	3fg-fga	pct	ft-fa	pct	off	def	tot	avg							
WILLIAM & MARY	11/14/14		20	2-2	1.000	0-0	.000	0-0	.000	0	2	2	2.0	1	3	3	0	3	4	4.0
MIAMI	11/17/14		19	2-3	.667	0-1	.000	0-1	.000	0	0	0	1.0	1	1	1	0	1	4	4.0
ULM	11/21/14		37	3-6	.500	1-3	.333	4-6	.667	1	3	4	2.0	4	1	4	0	4	11	6.3
vs Georgetown	11/26/14		15	0-2	.000	0-1	.000	0-0	.000	0	2	2	2.0	2	2	0	0	0	0	4.8
vs UAB	11/27/14		29	4-8	.500	3-6	.500	2-4	.500	0	1	1	1.8	3	3	2	0	6	13	6.4
vs North Carolina	11/28/14		15	0-2	.000	0-1	.000	0-0	.000	0	1	1	1.7	0	1	2	0	2	0	5.3
at Kansas	12/05/14		24	2-5	.400	2-4	.500	0-0	.000	0	0	0	1.4	3	4	1	0	3	6	5.4
YALE	12/8/14		23	3-6	.500	2-4	.500	0-0	.000	0	3	3	1.6	2	2	0	0	2	8	5.8
TEXAS SOUTHERN	12/12/14		19	1-3	.333	0-2	.000	0-0	.000	1	0	1	1.6	0	1	0	1	0	2	5.3
JACKSONVILLE	12/14/14	*	27	0-3	.000	0-1	.000	0-2	.000	1	3	4	1.8	3	4	1	0	1	0	4.8
vs WAKE	12-20-1		23	2-4	.500	2-3	.667	2-2	1.000	1	2	3	1.9	1	2	1	0	1	8	5.1
at Florida State	12/30/14		11	1-1	1.000	1-1	1.000	0-0	.000	0	0	0	1.8	1	1	3	0	0	3	4.9
UCONN	1/3/15	*	27	2-4	.500	2-3	.667	1-2	.500	1	3	4	1.9	2	3	1	0	2	7	5.1
at South Carolina	1/7/15	*	25	0-2	.000	0-0	.000	0-0	.000	2	1	3	2.0	5	0	0	0	1	0	4.7
MISSISSIPPI STATE	1/10/15	*	19	0-2	.000	0-1	.000	0-0	.000	0	0	0	1.9	2	2	0	0	1	0	4.4
AUBURN	1/15/15	*	25	4-6	.667	1-3	.333	0-1	.000	0	0	0	1.8	0	2	0	0	0	9	4.7
at Georgia	01/17/15	*	25	1-2	.500	0-1	.000	2-4	.500	0	2	2	1.8	0	1	3	0	1	4	4.6
LSU	1/20/15		24	0-3	.000	0-2	.000	0-0	.000	0	1	1	1.7	0	3	0	0	2	0	4.4
at Ole Miss	1/24/15		14	0-1	.000	0-1	.000	0-0	.000	0	2	2	1.7	1	2	0	0	0	0	4.2
at Alabama	1/27/15		19	1-2	.500	1-1	1.000	0-0	.000	0	2	2	1.8	2	3	2	0	2	3	4.1
ARKANSAS	1/31/15		24	1-3	.333	0-1	.000	0-0	.000	0	0	0	1.7	1	1	2	0	0	2	4.0
at Vanderbilt	02/03/15		19	0-1	.000	0-1	.000	2-2	1.000	0	1	1	1.6	1	4	2	0	1	2	3.9
Totals		6	483	29-71	.408	15-41	.366	13-24	.542	7	29	36	1.6	35	46	28	1	33	86	3.9

Games played: 22
Minutes/game: 22.0
Points/game: 3.9
FG Pct: 40.8
3FG Pct: 36.6
FT Pct: 54.2

Rebounds/game: 1.6
Assists/game: 2.1
Turnovers/game: 1.3
Assist/turnover ratio: 1.6
Steals/game: 1.5
Blocks/game: 0.0

#10 DORIAN FINNEY-SMITH


JUNIOR (R) | FORWARD | 6-8 | 212 | PORTSMOUTH, VA. | VIRGINIA TECH

OVERVIEW

- Enrolled at UF in Summer 2012 after one season at Virginia Tech.
- Named the 2014 SEC Sixth Man of the Year, the second Gator to win the award (Chris Richard, 2007).
- Florida's leading rebounder in 2013-14.
- Also earned a spot on the 2014 SEC Academic Honor Roll.
- Had a career day with 22 points and 15 rebounds while getting the start in Florida's 84-82 overtime victory at Arkansas, becoming the first player to post a 20-15 game on the road under Donovan.
- A starter and ACC All-Freshman performer at Virginia Tech in 2011-12.
- Versatile player with size and athleticism to create matchup problems at any position.

2014-15 HIGHLIGHTS

- Moving into a starting role this season and immediately made an impact with a team-high 15 points in the season opener.
- Scored a career-best 25 vs. Jacksonville, including 5-for-7 shooting from 3-point range.
- Returned to action vs. Georgetown after missing two games with a hand injury and moved back into the starting lineup vs. UAB.
- Had 20 points on 7-for-12 shooting, and grabbed a season-high tying seven rebounds in UF's SEC opener at South Carolina.
- Scored a game-high 14 points in the Gators 75-55 win over Auburn.
- Recorded 15 points on 5-of-10 shooting and grabbed 6 boards in UF's loss at Ole Miss.
- He scored his first basket of the night on a dunk with 21 seconds left to give UF a 52-50 win at Alabama.



FINNEY-SMITH GAME HIGHS

Points

2014-15/UF/Career 25, vs. Jacksonville (12/14/14)

Rebounds

2014-15 9, vs. Arkansas (1/31/15)
UF 15, at Arkansas (1/11/14)
Career 16, vs. E. Tenn. St. (11/12/11)

Field Goals

2014-15/UF/Career 10, vs. Jacksonville (12/14/14)

Field Goal Attempts

2014-15 15, vs. Jacksonville (12/14/14)
UF/Career 15, 2x, last vs. JU (12/14/14)

3-Pointers

2014-15/UF/Career 5, vs. Jacksonville, (12/14/14)

3-Point Attempts

2014-15 8, vs. UConn (1/3/15)
UF/Career 8, 2x, last vs. UConn (1/3/15)

Free Throws

2014-15 5, vs. UConn (1/3/15)
UF 6, vs. MTSU (11/21/13)
Career 6, 3x, last vs. MTSU (11/21/13)

Free Throw Attempts

2014-15 8, vs. UConn (1/3/15)
UF 8, 3x, last vs. UConn (1/3/15)
Career 8, 6x, last vs. UConn (1/3/15)

Assists

2014-15 4, 3x, last vs. Arkansas (1/31/15)
UF 5, 3x, last at So. Carolina (3/4/14)
Career 5, 5x, last at So. Carolina (3/4/14)

Steals

2014-15/UF/Career 4, vs. Wake Forest (12/20/14)

Blocked Shots

2014-15/UF 3, at Alabama (1/27/15)
Career 4, vs. E. Tenn. St. (11/12/11)*

Minutes Played

2014-15 34, vs. Wake Forest (12/20/14)
UF/Career 42, at Arkansas (1/11/14)

Note: Career highs from 2011-12 took place at Va. Tech.

Season	gp-gs		Total		3-Point		F-Throws		Rebounds				Scoring							
	gp-gs	min/avg	fg-fga	pct	fg-fga	pct	ft-fla	pct	off	def	tot	avg	pf	fo	ast	to	blk	stl	pts	avg
2011-12*	33-30	957/29.0	69-208	.332	26-71	.366	45-77	.584	91	141	232	7.0	89	2	62	57	23	24	209	6.3
2013-14	37-2	955/25.8	105-284	.370	39-133	.293	74-115	.643	94	153	247	6.7	80	2	76	61	16	16	323	8.7
2014-15	20-18	542/27.1	97-207	.469	31-79	.392	30-53	.566	50	63	113	5.7	52	3	35	43	15	25	255	12.8
TOTAL	57-20	1497/26.3	202-491	.411	70-212	.330	104-168	.619	144	216	360	6.3	132	5	111	104	31	41	578	10.1
All*	90-50	2454/27.3	271-699	.388	96-283	.339	149-245	.608	235	357	592	6.6	221	7	173	161	54	65	787	8.7

* Statistics from prior team/school

Opponent	Date	gs	min	Total		3-Pointers		Free throws		Rebounds				pf	a	t/o	blk	stl	pts	avg
				fg-fga	pct	3fg-fga	pct	ft-fa	pct	off	def	tot	avg							
WILLIAM & MARY	11/14/14	*	22	5-9	.556	1-2	.500	4-4	1.000	3	2	5	5.0	1	1	3	0	1	15	15.0
vs Georgetown	11/26/14		28	6-9	.667	2-2	1.000	2-2	1.000	4	2	6	5.5	4	0	2	1	0	16	15.5
vs UAB	11/27/14	*	33	3-9	.333	0-3	.000	0-4	.000	2	2	4	5.0	2	1	1	0	1	6	12.3
vs North Carolina	11/28/14	*	23	2-10	.200	0-4	.000	0-0	.000	3	2	5	5.0	5	2	2	0	3	4	10.3
at Kansas	12/05/14	*	31	3-8	.375	1-3	.333	0-0	.000	1	2	3	4.6	3	2	2	1	0	7	9.6
YALE	12/8/14	*	18	6-8	.750	2-3	.667	0-0	.000	3	2	5	4.7	3	0	1	2	0	14	10.3
TEXAS SOUTHERN	12/12/14	*	26	5-10	.500	1-4	.250	0-4	.000	3	4	7	5.0	1	4	3	1	1	11	10.4
JACKSONVILLE	12/14/14	*	25	10-15	.667	5-7	.714	0-0	.000	5	1	6	5.1	0	2	1	1	1	25	12.3
vs WAKE	12-20-1	*	34	5-13	.385	2-6	.333	4-7	.571	4	2	6	5.2	2	4	3	0	4	16	12.7
at Florida State	12/30/14	*	30	6-11	.545	1-4	.250	1-2	.500	1	6	7	5.4	3	1	5	0	0	14	12.8
UConn	1/3/15	*	30	5-11	.455	4-8	.500	5-8	.625	2	3	5	5.4	2	3	2	0	2	19	13.4
at South Carolina	1/7/14	*	29	7-12	.583	2-6	.333	4-5	.800	2	5	7	5.5	4	2	1	1	2	20	13.9
MISSISSIPPI STATE	1/10/15	*	24	7-11	.636	2-6	.333	0-0	.000	2	4	6	5.5	2	0	1	2	1	16	14.1
AUBURN	1/15/15	*	24	4-10	.400	2-3	.667	4-4	1.000	2	1	3	5.4	3	0	0	1	1	14	14.1
at Georgia	01/17/15	*	25	5-13	.385	1-4	.250	0-0	.000	1	5	6	5.4	3	3	2	0	2	11	13.9
LSU	1/20/15		26	4-13	.308	0-2	.000	2-4	.500	4	4	8	5.6	2	2	5	0	1	10	13.6
at Ole Miss	1/24/15	*	30	5-10	.500	4-5	.800	1-4	.250	1	5	6	5.6	5	2	5	1	1	15	13.7
at Alabama	1/27/15	*	28	1-6	.167	0-2	.000	0-0	.000	1	4	5	5.6	0	2	1	3	2	2	13.1
ARKANSAS	1/31/15	*	29	6-13	.462	1-4	.250	3-5	.600	4	5	9	5.7	2	4	3	0	1	16	13.2
at Vanderbilt	02/03/15	*	27	2-6	.333	0-1	.000	0-0	.000	2	2	4	5.7	5	0	0	1	1	4	12.8
Totals			18	542	97-207	.469	31-79	.392	30-53	.566	50	63	113	5.7	52	35	43	15	255	12.8

Games played: 20
Minutes/game: 27.1
Points/game: 12.8
FG Pct: 46.9
3FG Pct: 39.2
FT Pct: 56.6

Rebounds/game: 5.7
Assists/game: 1.8
Turnovers/game: 2.2
Assist/turnover ratio: 0.8
Steals/game: 1.3
Blocks/game: 0.8

CAREER VS. KENTUCKY - 7.3 PPG, 5.6 RPG, 2.0 APG

	Date	GS	Min	FG	FGA	Pct	3FG	FGA	Pct	FT	FTA	Pct	Off	Def	Tot	PF	A	T/O	Blk	Stl	Pts
at Kentucky	2/15/14		27	4	10	.400	0	3	.000	0	0	.000	3	2	5	3	1	0	0	0	8
KENTUCKY	3/8/14		26	3	6	.500	3	4	.750	2	2	1.000	1	5	6	0	4	2	2	2	11
vs Kentucky	3/16/14		29	1	5	.200	1	3	.333	0	1	.000	1	5	6	4	1	1	0	0	3
Totals	3 Games	0	82	8	21	.381	4	10	.400	2	3	.666	5	12	17	7	6	3	2	2	22

#20 MICHAEL FRAZIER II


JUNIOR | GUARD | 6-4 | 194 | TAMPA, FLA. | MONTVERDE ACADEMY

OVERVIEW

- Set Florida records for 3-pointers made in a season (118) and in a game (11 at South Carolina) during his sophomore campaign.
- Posted 37 points at South Carolina on March 4, 2014, the most by a Gator since Joakim Noah's 37 vs. Georgia on March 1, 2006.
- Earned postseason awards for All-SEC Tournament Team and All-NCAA South Regional Team.
- The only non-senior among regular starters on Florida's 2014 Final Four team.
- Earned 2014 Academic Honor Roll and twice named SEC Player of the Week as a sophomore.
- Named to the 2013 SEC All-Freshman Team and First-Year Academic Honor Roll.

2014-15 HIGHLIGHTS

- Went 0-of-4 from three-point range snapping his school-record streak at 41 games in UF's win at Alabama. He surpassed Lee Humphrey (39; 2006-07) for the UF record in the Gators loss against LSU on Jan. 20.
- Earned Orange Bowl Classic MVP honors with 12 points. Frazier missed the final 11 minutes of the first half with a forehead laceration that required 14 stitches and returned to score seven in the second half.
- The seventh Gator to reach 200 career 3-pointers.
- Came off the bench for the first time this season in UF's SEC-opener at South Carolina and he scored 17 points on 4-of-7 shooting from the field.
- Scored a season-best 27 at Ole Miss, including 6-for-8 shooting from 3-point range.
- Buried two free throws with 1.9 seconds left to give UF a 57-56 win over Arkansas.
- Scored a game-high 21 points with four triples at Vandy.



FRAZIER GAME HIGHS

Points

2014-15	27, at Ole Miss (1/24/15)
Career	37, at South Carolina (3/4/14)

Rebounds

2014-15	9, 2x, last vs. Auburn (1/15/14)
Career	9, 4x, last vs. Auburn (1/15/14)

Field Goals

2014-15	8, vs. Jacksonville (12/14/14)
Career	12, at South Carolina (3/4/14)

Field Goal Attempts

2014-15	14, vs. Jacksonville (12/14/14)
Career	21, at South Carolina (3/4/14)

3-Pointers

2014-15	6, 2x, last at Ole Miss (1/24/15)
Career	11, at South Carolina (3/4/14)

3-Point Attempts

2014-15	11, vs. Jacksonville (12/14/14)
Career	18, at South Carolina (3/4/14)

Free Throws

2014-15/Career	11, vs. ULM (11/21/14)
----------------	------------------------

Free Throw Attempts

2014-15/Career	13, vs. ULM (11/21/14)
----------------	------------------------

Assists

2014-15	3, 4x, last at Alabama (1/27/15)
Career	4, vs. LSU (3/1/14)

Steals

2014-15/Career	6, at Vanderbilt (2/3/15)
----------------	---------------------------

Blocked Shots

2014-15	1, 2x, last vs. UAB (11/27/14)
Career	2, vs. Savannah State (12/29/13)

Minutes Played

2014-15	39, vs. ULM (11/21/14)
Career	39, 2x, last vs. ULM (11/21/14)

Season	gp-gs		min/avg		Total		3-Point		F-Throws		Rebounds				pf		fo				ast				blk		stl		Scoring	
					fg-fga	pct	fg-fga	pct	ft-fta	pct	off	def	tot	avg															pts	avg
2012-13	36-1	647	18.0		62-139	.446	52-111	.468	26-31	.839	16	97	113	3.1	53	0	34	30	1	20	202	5.6								
2013-14	39-34	1194	30.6		158-343	.461	118-264	.447	48-57	.842	22	115	137	3.5	62	0	43	46	7	43	482	12.4								
2014-15	22-18	678	30.8		93-215	.433	53-134	.396	55-63	.873	22	82	104	4.7	40	0	35	39	2	30	294	13.4								
TOTAL	97-53	2519	26.0		313-697	.449	223-509	.438	129-151	.854	60	294	354	3.6	155	0	112	115	10	93	978	10.1								

Opponent	Date	gs	min	Total		3-Pointers		Free throws		Rebounds				pf	a	t/o	blk	stl	pts	avg	
				fg-fga	pct	3fg-fga	pct	ft-fa	pct	off	def	tot	avg								
WILLIAM & MARY	11/14/14	*	28	6-13	.462	2-6	.333	0-0	.000	0	5	5	5.0	0	2	0	0	14	14.0		
MIAMI	11/17/14	*	36	6-11	.545	1-2	.500	0-0	.000	0	2	2	3.5	0	1	1	2	13	13.5		
ULM	11/21/14	*	39	4-11	.364	2-6	.333	11-13	.846	1	7	8	5.0	3	2	1	0	21	16.0		
vs Georgetown	11/26/14	*	38	4-11	.364	2-8	.250	2-4	.500	2	5	7	5.5	2	1	4	0	3	12	15.0	
vs UAB	11/27/14	*	37	4-10	.400	3-7	.429	3-5	.600	1	7	8	6.0	3	2	1	1	0	14	14.8	
vs North Carolina	11/28/14	*	32	5-13	.385	4-10	.400	3-3	1.000	4	5	9	6.5	4	1	3	0	1	17	15.2	
at Kansas	12/05/14	*	34	4-10	.400	2-5	.400	0-0	.000	1	3	4	6.1	3	2	2	0	1	10	14.4	
YALE	12/8/14	*	22	7-11	.636	4-7	.571	0-0	.000	0	1	1	5.5	1	1	2	0	2	18	14.9	
TEXAS SOUTHERN	12/12/14	*	28	3-8	.375	2-7	.286	3-3	1.000	0	3	3	5.2	3	3	2	0	3	11	14.4	
JACKSONVILLE	12/14/14	*	29	8-14	.571	6-11	.545	0-0	.000	2	4	6	5.3	0	1	2	0	2	22	15.2	
vs WAKE	12-20-1	*	27	5-11	.455	1-7	.143	1-2	.500	0	2	2	5.0	2	1	1	0	2	12	14.9	
at Florida State	12/30/14	*	30	4-12	.333	2-6	.333	1-1	1.000	0	4	4	4.9	1	0	3	0	1	11	14.6	
UCONN	1/3/15	*	30	3-10	.300	2-6	.333	0-0	.000	2	3	5	4.9	3	1	1	0	1	8	14.1	
at South Carolina	1/7/14		29	4-7	.571	3-5	.600	6-7	.857	0	1	1	4.6	1	2	2	0	0	17	14.3	
MISSISSIPPI STATE	1/10/15		22	2-8	.250	2-6	.333	0-0	.000	2	2	4	4.6	2	3	1	0	0	6	13.7	
AUBURN	1/15/15		30	3-7	.429	1-3	.333	4-4	1.000	1	8	9	4.9	2	2	2	0	1	11	13.6	
at Georgia	01/17/15		23	4-8	.500	2-5	.400	0-0	.000	1	3	4	4.8	1	1	2	0	1	10	13.4	
LSU	1/20/15	*	33	2-6	.333	2-4	.500	2-2	1.000	1	4	5	4.8	2	1	0	0	1	8	13.1	
at Ole Miss	1/24/15	*	37	7-11	.636	6-8	.750	7-7	1.000	1	4	5	4.8	2	3	0	0	0	27	13.8	
at Alabama	1/27/15	*	32	0-4	.000	0-4	.000	5-5	1.000	0	3	3	4.8	1	3	5	0	0	5	13.4	
ARKANSAS	1/31/15	*	28	2-9	.222	0-5	.000	2-2	1.000	2	2	4	4.7	1	1	0	0	2	6	13.0	
at Vanderbilt	02/03/15	*	34	6-10	.600	4-6	.667	5-5	1.000	1	4	5	4.7	3	1	4	0	6	21	13.4	
Totals			18	678	93-215	.433	53-134	.396	55-63	.873	22	82	104	4.7	40	35	39	2	30	294	13.4

Games played: 22
Minutes/game: 30.8
Points/game: 13.4
FG Pct: 43.3
3FG Pct: 39.6
FT Pct: 87.3

Rebounds/game: 4.7
Assists/game: 1.6
Turnovers/game: 1.8
Assist/turnover ratio: 0.9
Steals/game: 1.4
Blocks/game: 0.1

CAREER VS. KENTUCKY - 5.2 PPG, 44.4% 3PT%, 2.4 RPG

Date	GS	Min	FG	FGA	Pct	3FG	FGA	Pct	FT	FTA	Pct	Off	Def	Tot	PF	A	TO	Blk	Stl	Pts
KENTUCKY	2/12/13		18	0	1	.000	0	0	.000	0	0	.000	0	1	1	1	2	1	0	0
at Kentucky	3/9/13		13	0	1	.000	0	1	.000	0	0	.000	0	2	2	1	0	1	0	0
at Kentucky	2/15/14	*	32	1	5	.200	1	4	.250	0	0	.000	0	4	4	1	1	0	0	3
KENTUCKY	3/8/14	*	31	3	8	.375	3	7	.429	0	0	.000	0	0	0	0	2	2	0	9
vs Kentucky	3/16/14	*	30	5	8	.625	4	6	.667	0	0	.000	0	5	5	3	0	2	0	14
Totals	5 Games	3	124	9	23	.391	8	18	.444	0	0	.000	0	12	12	6	5	6	0	26

CAREER 3FG VS. SINGLE OPPONENT

Player	Opponent	3s
Anthony Roberson	Vanderbilt	29
Kenny Boynton	Vanderbilt	28
Anthony Roberson	Kentucky	26
Anthony Roberson	Georgia	23
Kenyan Weaks	Georgia	23
Kenny Boynton	Georgia	22
Brett Nelson	Auburn	22
Matt Bonner	Tennessee	21
Anthony Roberson	Alabama	21
Erving Walker	South Carolina	21
Michael Frazier II	South Carolina	20
Lee Humphrey	Georgia	20

#0 KASEY HILL


SOPHOMORE | GUARD | 6-1 | 182 | UMATILLA, FLA. | MONTVERDE ACADEMY

OVERVIEW

- Extremely quick from baseline to baseline with the ball in his hands.
- Especially dangerous in transition and open-floor situations, Hill is an outstanding athlete with the ability to play above the rim.
- Ranked in the top 10 in the SEC in assist-to-turnover ratio and assists as a freshman.
- Posted his first career 10-assist game in the Sweet 16 vs. UCLA. He joins Magic Johnson, Jason Kidd and Keith Gatlin as the only freshmen in NCAA Tournament history with 10+ assists in a Sweet 16 game.
- 2013 McDonald's All-American.
- Plays the position with intelligence and vision and has the ability to both set up teammates and score himself.

2014-15 HIGHLIGHTS

- Had a 25 assists vs. 4 turnovers (6.25 ratio) over one three-game stretch (Kansas, Yale, Texas Southern).
- Posted his first career 20-point game vs. UNC, including a 10-for-12 night from the free throw line.
- Posted an astounding 10-assist, zero-turnover line vs. Yale, on top of 4-for-4 shooting.
- Converted a driving and-I vs. Georgetown with 11 seconds left that put the Gators up by one point before the Hoyas hit a game-winner.
- Had 12 points and 7 assists, as UF downed Auburn, 75-55 in Gainesville.
- Scored 8 points and grabbed a career-high eight boards in UF's 57-56 win over Arkansas.



HILL GAME HIGHS

Points

2014-15/Career 20, vs. UNC (11/28/14)

Rebounds

2014-15/Career 8, vs. Arkansas (1/31/15)

Field Goals

2014-15/Career 7, at Florida State (12/30/14)

Field Goal Attempts

2014-15/Career 12, 2x, last vs. UNC (11/28/14)

3-Pointers

2014-15 1, 6x, last vs. Arkansas (1/31/15)

Career 2, vs. Fresno State (12/21/13)

3-Point Attempts

2014-15 3, 2x, last vs. Arkansas (1/31/15)

Career 4, at Wisconsin (11/12/13)

Free Throws

2014-15/Career 10, vs. UNC (11/28/14)

Free Throw Attempts

2014-15/Career 12, vs. UNC (11/28/14)

Assists

2014-15 10, vs. Yale (12/8/14)

Career 10, 2x, last vs. Yale (12/8/14)

Steals

2014-15/Career 3, 3x, last vs. Auburn (1/15/14)

Career 5, vs. UALR (11/16/13)

Blocked Shots

2014-15/Career 2, vs. LSU (1/20/15)

Minutes Played

2014-15 37, vs. ULM (11/21/14)

Career 37, 2x, last vs. ULM (11/21/14)

Season	gp-gs		min/avg		Total fg-fga		3-Point fg-fga		F-Throws ft-fa		Rebounds				Scoring			
					fg-fga	pct	fg-fga	pct	ft-fa	pct	off	def	tot	avg	pf	fo	ast	to
2013-14	32-8	703/22.0	57-140	.407	5-35	.143	57-86	.663	9	54	63	2.0	67	2	100	50	5	37
2014-15	22-21	634/28.8	58-151	.384	6-16	.375	41-65	.631	8	42	50	2.3	47	1	91	43	5	20
TOTAL	54-29	1337/24.8	115-291	.395	11-51	.216	98-151	.649	17	96	113	2.1	114	3	191	93	10	57

Opponent	Date	gs		Total fg-fga		3-Pointers fg-fga		Free throws ft-fa		Rebounds				Scoring			
				fg-fga	pct	fg-fga	pct	ft-fa	pct	off	def	tot	avg	pf	a	t/o	blk
WILLIAM & MARY	11/14/14	*	28	0-3	.000	0-0	.000	3-4	.750	0	4	4	4.0	2	3	1	0
MIAMI	11/17/14	*	33	1-9	.111	0-1	.000	0-0	.000	1	1	2	3.0	3	8	2	0
ULM	11/21/14	*	37	2-12	.167	0-1	.000	4-6	.667	0	5	5	3.7	1	2	5	0
vs Georgetown	11/26/14	*	29	3-7	.429	0-0	.000	2-3	.667	0	1	1	3.0	4	1	3	0
vs UAB	11/27/14	*	33	3-7	.429	1-2	.500	1-2	.500	0	3	3	3.0	2	5	1	0
vs North Carolina	11/28/14	*	32	5-12	.417	0-0	.000	10-12	.833	1	2	3	3.0	3	2	1	1
at Kansas	12/05/14	*	32	2-9	.222	1-3	.333	0-0	.000	0	2	2	2.9	1	8	2	0
YALE	12/8/14	*	31	4-4	1.000	0-0	.000	0-0	.000	0	0	0	2.5	0	10	0	1
TEXAS SOUTHERN	12/12/14	*	34	3-6	.500	0-0	.000	0-0	.000	1	2	3	2.6	2	7	2	0
JACKSONVILLE	12/14/14		21	1-3	.333	0-0	.000	0-1	.000	0	1	1	2.4	0	3	1	0
vs WAKE	12-20-1	*	26	2-8	.250	0-1	.000	2-4	.500	0	0	0	2.2	1	1	2	0
at Florida State	12/30/14	*	32	7-9	.778	0-0	.000	3-3	1.000	1	3	4	2.3	1	3	2	0
UCONN	1/3/15	*	28	3-6	.500	0-0	.000	1-3	.333	0	1	1	2.2	4	4	1	0
at South Carolina	1/7/14	*	25	2-5	.400	0-0	.000	5-7	.714	1	0	1	2.1	5	1	6	0
MISSISSIPPI STATE	1/10/15	*	29	3-8	.375	0-0	.000	1-2	.500	1	1	2	2.1	1	7	1	0
AUBURN	1/15/15	*	31	5-9	.556	0-0	.000	2-2	1.000	1	4	5	2.3	1	7	0	1
at Georgia	01/17/15	*	26	3-5	.600	1-1	1.000	1-2	.500	0	0	0	2.2	4	3	3	0
LSU	1/20/15	*	33	4-9	.444	1-2	.500	0-0	.000	0	1	1	2.1	3	4	2	2
at Ole Miss	1/24/15	*	21	0-3	.000	0-0	.000	1-4	.250	0	0	0	2.0	4	6	4	0
at Alabama	1/27/15	*	24	2-3	.667	1-1	1.000	0-0	.000	0	2	2	2.0	2	3	2	0
ARKANSAS	1/31/15	*	29	1-7	.143	1-3	.333	4-8	.500	0	8	8	2.3	0	2	1	0
at Vanderbilt	02/03/15	*	20	2-7	.286	0-1	.000	1-2	.500	1	1	2	2.3	3	1	1	0
Totals			21	634	58-151	.384	6-16	.375	41-65	.631	8	42	50	2.3	47	91	43

Games played: 22
Minutes/game: 28.8
Points/game: 7.4
FG Pct: 38.4
3FG Pct: 37.5
FT Pct: 63.1

Rebounds/game: 2.3
Assists/game: 4.1
Turnovers/game: 2.0
Assist/turnover ratio: 2.1
Steals/game: 0.9
Blocks/game: 0.2

CAREER VS. KENTUCKY - 3.3 PPG, 3.6 APG

	Date	GS	Min	FG	FGA	Pct	3FG	FGA	Pct	FT	FTA	Pct	Off	Def	Tot	PF	A	TO	Blk	Stl	Pts
at Kentucky	2/15/14		14	0	1	.000	0	1	.000	0	0	.000	1	0	1	1	1	1	0	0	0
KENTUCKY	3/8/14		21	1	1	1.000	0	0	.000	6	6	1.000	0	1	1	4	7	1	0	1	8
vs Kentucky	3/16/14		16	1	2	.500	0	0	.000	0	0	.000	0	0	0	4	3	1	0	1	2
Totals	3 Games	0	51	2	4	.500	0	1	.000	6	6	1.000	1	1	2	9	11	3	0	2	10

#21 JON HORFORD

GRAD TRANSFER (RSr.) | CENTER | 6-10 | 250 | GRAND LEDGE, MICH. | MICHIGAN


OVERVIEW

- Immediately eligible to play the 2014-15 season as a graduate transfer from Michigan, Horford enrolled at UF for the 2014 Summer A term.
- Big man with experience and a proven rebounder.
- Younger brother of Gator great Al Horford.

2014-15 HIGHLIGHTS

- Gives the Gators added depth in the frontcourt with the graduation of Patric Young and Will Yeguete.
- Scored Florida's first points of the season on a 3-pointer 30 seconds into the season opener vs. William & Mary, finishing the game with 11 points.

- Established career highs with 17 points, three 3-point field goals and 31 minutes vs. Miami.
- After totaling six double-figure scoring games in 107 appearances at Michigan, Horford notched six at Florida in the first 10 games of this season.
- Totaled 5 points and 3 rebounds against Auburn after sitting in the team's first two SEC games.
- Scored 8 points on a perfect 3-of-3 shooting from the field and grabbed 7 rebounds in UF's 57-56 win over Arkansas.
- Scored 4 points and snared 4 boards in the Gators loss at Vanderbilt.



Season			Total		3-Point		F-Throws		Rebounds											Scoring	
	gp-gs	min/avg	fg-fga	pct	fg-fga	pct	ft-fa	pct	off	def	tot	avg	pf	fo	ast	to	blk	stl	pts	avg	
2010-11*	29-0	196/6.8	22-46	.478	1-8	.125	13-18	.722	18	40	58	2.0	40	0	3	10	11	1	58	2.0	
2011-12*	9-1	97/10.8	9-17	.529	0-0	.000	6-7	.857	13	19	32	3.6	10	0	1	5	9	3	24	2.7	
2012-13*	32-4	281/8.8	34-59	.576	0-0	.000	19-27	.704	24	47	71	2.2	46	0	9	14	16	8	87	2.7	
2013-14*	37-7	521/14.1	62-110	.564	0-2	.000	17-26	.654	49	105	154	4.2	72	2	19	19	26	10	141	3.8	
2014-15	20-17	401/20.1	49-99	.495	8-35	.229	26-29	.897	35	61	96	4.8	44	0	7	13	18	9	132	6.6	
TOTAL	20-17	401/20.1	49-99	.495	8-35	.229	26-29	.897	35	61	96	4.8	44	0	7	13	18	9	132	6.6	
All*	127-29	1496/11.8	176-331	.532	9-45	.200	81-107	.757	139	272	411	3.2	212	2	39	61	80	31	442	3.5	

* Statistics from prior team/school

Opponent	Date	gs	min	Total		3-Pointers		Free throws		Rebounds				pf	a	t/o	blk	stl	pts	avg
				fg-fga	pct	3fg-fga	pct	ft-fa	pct	off	def	tot	avg							
WILLIAM & MARY	11/14/14	*	30	4-5	.800	1-2	.500	2-2	1.000	1	4	5	5.0	3	0	1	0	0	11	11.0
MIAMI	11/17/14	*	31	5-9	.556	3-6	.500	4-4	1.000	0	7	7	6.0	2	0	2	3	1	17	14.0
ULM	11/21/14	*	31	3-8	.375	0-1	.000	3-4	.750	1	3	4	5.3	1	1	0	3	0	9	12.3
vs Georgetown	11/26/14	*	31	4-5	.800	0-1	.000	2-2	1.000	6	5	11	6.8	2	1	2	1	1	10	11.8
vs UAB	11/27/14	*	32	2-7	.286	0-4	.000	4-4	1.000	4	4	8	7.0	0	0	1	1	0	8	11.0
vs North Carolina	11/28/14	*	20	3-8	.375	1-5	.200	0-0	.000	3	4	7	7.0	2	0	0	2	1	7	10.3
at Kansas	12/05/14	*	24	4-9	.444	0-5	.000	2-2	1.000	2	3	5	6.7	4	1	0	0	2	10	10.3
YALE	12/8/14	*	21	2-4	.500	1-1	1.000	0-0	.000	1	3	4	6.4	2	2	0	1	1	5	9.6
TEXAS SOUTHERN	12/12/14	*	18	5-7	.714	0-0	.000	0-1	.000	2	4	6	6.3	1	0	0	1	1	10	9.7
JACKSONVILLE	12/14/14	*	23	5-7	.714	0-0	.000	2-2	1.000	3	5	8	6.5	1	1	0	2	0	12	9.9
vs WAKE	12-20-1	*	18	1-2	.500	1-2	.500	0-0	.000	0	4	4	6.3	4	0	0	1	1	3	9.3
at Florida State	12/30/14	*	14	2-6	.333	0-1	.000	0-0	.000	2	2	4	6.1	2	0	3	0	0	4	8.8
UCONN	1/3/15		9	1-3	.333	0-1	.000	0-0	.000	0	1	1	5.7	3	0	0	0	0	2	8.3
AUBURN	1/15/15		10	2-5	.400	1-3	.333	0-0	.000	0	3	3	5.5	4	0	0	0	1	5	8.1
at Georgia	01/17/15		8	0-1	.000	0-1	.000	0-0	.000	0	0	0	5.1	2	0	0	0	0	0	7.5
LSU	1/20/15	*	18	2-6	.333	0-1	.000	0-0	.000	1	2	3	5.0	3	1	1	0	0	4	7.3
at Ole Miss	1/24/15	*	8	0-1	.000	0-0	.000	1-2	.500	1	1	2	4.8	1	0	1	0	0	1	6.9
at Alabama	1/27/15	*	12	1-2	.500	0-1	.000	0-0	.000	2	1	3	4.7	3	0	1	0	0	2	6.7
ARKANSAS	1/31/15	*	23	3-3	1.000	0-0	.000	2-2	1.000	3	4	7	4.8	2	0	1	3	0	8	6.7
at Vanderbilt	02/03/15	*	20	0-1	.000	0-0	.000	4-4	1.000	3	1	4	4.8	2	0	0	0	0	4	6.6
Totals		17	401	49-99	.495	8-35	.229	26-29	.897	35	61	96	4.8	44	7	13	18	9	132	6.6

Games played: 20
Minutes/game: 20.1
Points/game: 6.6
FG Pct: 49.5
3FG Pct: 22.9
FT Pct: 89.7

Rebounds/game: 4.8
Assists/game: 0.4
Turnovers/game: 0.7
Assist/turnover ratio: 0.5
Steals/game: 0.5
Blocks/game: 0.9

HORFORD GAME HIGHS

Points

2014-15/UF/Career 17, vs. Miami (11/17/14)

Rebounds

2014-15/UF 11, vs. Georgetown (11/26/14)

Career 15, vs. S.C. State (11/12/13)

Field Goals

2014-15/UF 5, 3x, last vs. JU (12/14/14)

Career 6, at Minnesota (1/2/14)

Field Goal Attempts

2014-15/UF/Career 9, 2x, last at Kansas (12/5/14)

3-Point Field Goals

2014-15/UF/Career 3, vs. Miami (11/17/14)

3-Point FG Attempts

2014-15/UF/Career 6, vs. Miami (11/17/14)

Free Throws

2014-15/UF 4, 3x, last at Vanderbilt (2/3/15)

Career 4, 4x, last at Vanderbilt (2/3/15)

Free Throw Attempts

2014-15/UF 4, 4x, last at Vanderbilt (2/3/15)

Career 5, vs. Northwestern (1/30/13)

Assists

2014-15/UF 2, vs. Yale (12/8/14)

Career 2, 6x, last vs. vs. Yale (12/8/14)

Steals

2014-15/UF 1, 8x, last vs. Auburn (1/15/14)

Career 2, 5x, last vs. Wofford (3/20/14)

Blocked Shots

2014-15/UF 3, 3x, last vs. Arkansas (1/31/15)

Career 4, 2x, last vs. Arizona (12/14/13)

Minutes Played

2014-15/UF/Career 32, vs. UAB (11/27/14)

Note: Career highs before this season from Michigan.

CAREER VS. KENTUCKY

	Date	GS	Min	FG	FGA	Pct	3FG	FGA	Pct	FT	FTA	Pct	Off	Def	Tot	PF	A	TO	Blk	Stl	Pts
vs. Kentucky*	3/30/14		14	3	5	.600	0	0	.000	0	0	.000	2	1	3	2	1	0	0	0	6
*While at Michigan																					

*While at Michigan

#30 JACOB KURTZ

SENIOR | FORWARD | 6-6 | 210 | OVIEDO, FLA. | HAGERTY

OVERVIEW

- Saw extended playing time early in the 2013-14 season as UF faced depth issues, highlighted by an eight-point, five-rebound outing in UF's 67-66 home win vs. Florida State.
- Over the first seven games of his junior season, averaged 19.7 minutes, 4.1 points and 3.9 rebounds.
- An extremely intelligent player who graduated with a degree in mechanical engineering, Kurtz knows UF's personnel as well as anyone after years on scout team.
- Originally earned a spot on the roster in Oct. 2011.
- Enrolled at UF in Fall 2010 and was a basketball manager during the 2010-11 season.

2014-15 HIGHLIGHTS

- The most accomplished walk-on of Billy Donovan's tenure, Kurtz is able to fill minutes effectively.
- Made his first career start vs. Miami, believed to be the first regular-season start by a walk-on at Florida since Dan Williams in 1997. Kurtz scored six points and set career highs with eight rebounds and 36 minutes played.
- Posted his first career double-figure scoring game with 10 points on 5-for-5 shooting vs. Yale.
- Set a career highs with 13 rebounds and three assists in the overtime win vs. ULM.
- Had 8 points (6-for-7 FT), 6 boards and career-high tying 3 assists in UF's SEC opener at South Carolina.
- Had 6 points on a perfect 3-of-3 shooting from the field in the Gators loss at Ole Miss.
- Scored 5 points on 2-of-4 shooting in UF's loss at Vanderbilt.



KURTZ GAME HIGHS

Points

2014-15/Career 10, vs. Yale (12/8/14)

Rebounds

2014-15/Career 13, vs. ULM (11/21/14)

Field Goals

2014-15/Career 5, vs. Yale (12/8/14)

Field Goal Attempts

2014-15/Career 6, vs. Miami (11/17/14)

3-Pointers

2014-15 ---
Career 1, vs. Georgia (1/9/13)

3-Point Attempts

2014-15 ---
Career 1, vs. Georgia (1/9/13)

Free Throws

2014-15/Career 6, at South Carolina (1/7/15)

Free Throw Attempts

2014-15/Career 7, at South Carolina (1/7/15)

Assists

2014-15/Career 3, 2x, last at So. Carolina (1/7/15)

Steals

2014-15/Career 3, vs. Jacksonville (12/14/14)

Blocked Shots

2014-15 1, vs. Auburn (1/15/14)
Career 1, 2x, last vs. Auburn (1/15/14)

Minutes Played

2014-15/Career 36, 2x, last vs. ULM (11/21/14)

Season	gp-gs	min/avg	Total		3-Point		F-Throws		Rebounds				Scoring			
			fg-fga	pct	fg-fga	pct	ft-fa	pct	off	def	tot	avg	pf	fo	ast	to
2011-12	4-0	8/2.0	0-0	.000	0-0	.000	2-2	1.000	0	1	1	0.3	0	0	0	0
2012-13	20-0	40/2.0	5-8	.625	1-1	1.000	1-2	.500	4	7	11	0.6	5	0	2	0
2013-14	26-0	220/8.5	17-27	.630	0-0	.000	8-16	.500	13	25	38	1.5	14	0	7	8
2014-15	22-5	461/21.0	40-66	.606	0-0	.000	20-30	.667	38	53	91	4.1	37	0	24	28
TOTAL	72-5	729/10.1	62-101	.614	1-1	1.000	31-50	.620	55	86	141	2.0	56	0	33	36

Opponent	Date	gs	min	Total		3-Pointers		Free throws		Rebounds				pf	a	t/o	blk	stl	pts	avg
				fg-fga	pct	3fg-fga	pct	ft-fa	pct	off	def	tot	avg							
WILLIAM & MARY	11/14/14		23	3-4	.750	0-0	.000	0-0	.000	2	5	7	7.0	0	2	0	0	0	6	6.0
MIAMI	11/17/14	*	36	3-6	.500	0-0	.000	0-0	.000	3	5	8	7.5	4	2	2	0	0	6	6.0
ULM	11/21/14	*	36	2-5	.400	0-0	.000	2-3	.667	5	8	13	9.3	2	3	2	0	0	6	6.0
vs Georgetown	11/26/14		21	1-1	1.000	0-0	.000	1-2	.500	0	1	1	7.3	3	2	1	0	2	3	5.3
vs UAB	11/27/14	*	19	0-5	.000	0-0	.000	0-0	.000	5	0	5	6.8	2	2	1	0	0	0	4.2
vs North Carolina	11/28/14	*	27	2-4	.500	0-0	.000	0-0	.000	2	0	2	6.0	2	2	3	0	2	4	4.2
at Kansas	12/05/14		12	1-1	1.000	0-0	.000	0-0	.000	1	0	1	5.3	3	1	2	0	0	2	3.9
YALE	12/8/14		25	5-5	1.000	0-0	.000	0-1	.000	3	3	6	5.4	2	1	3	0	1	10	4.6
TEXAS SOUTHERN	12/12/14		20	1-1	1.000	0-0	.000	0-0	.000	0	3	3	5.1	2	1	1	0	0	2	4.3
JACKSONVILLE	12/14/14		17	3-4	.750	0-0	.000	2-2	1.000	1	2	3	4.9	1	0	2	0	3	8	4.7
vs WAKE	12-20-1		16	1-2	.500	0-0	.000	0-0	.000	1	4	5	4.9	1	0	2	0	1	2	4.5
at Florida State	12/30/14		23	2-4	.500	0-0	.000	0-1	.000	3	5	8	5.2	3	0	0	0	0	4	4.4
UCONN	1/3/15		16	1-1	1.000	0-0	.000	1-2	.500	2	1	3	5.0	0	1	0	0	1	3	4.3
at South Carolina	1/7/15		24	1-3	.333	0-0	.000	6-7	.857	3	3	6	5.1	1	3	0	0	2	8	4.6
MISSISSIPPI STATE	1/10/15		19	1-1	1.000	0-0	.000	0-2	.000	1	3	4	5.0	2	1	0	0	1	2	4.4
AUBURN	1/15/15		24	2-4	.500	0-0	.000	1-3	.333	2	3	5	5.0	2	0	2	1	0	5	4.4
at Georgia	01/17/15		24	3-3	1.000	0-0	.000	2-2	1.000	0	1	1	4.8	2	0	1	0	1	8	4.6
LSU	1/20/15	*	15	2-4	.500	0-0	.000	0-0	.000	2	1	3	4.7	3	1	2	0	1	4	4.6
at Ole Miss	1/24/15		19	3-3	1.000	0-0	.000	0-0	.000	0	2	2	4.5	0	1	1	0	0	6	4.7
at Alabama	1/27/15		15	0-0	.000	0-0	.000	0-0	.000	0	1	1	4.4	0	0	0	0	0	0	4.5
ARKANSAS	1/31/15		15	1-1	1.000	0-0	.000	4-4	1.000	2	1	3	4.3	1	1	3	0	1	6	4.5
at Vanderbilt	02/03/15		15	2-4	.500	0-0	.000	1-1	1.000	0	1	1	4.1	1	0	0	0	1	5	4.5
Totals		5	461	40-66	.606	0-0	.000	20-30	.667	38	53	91	4.1	37	24	28	1	17	100	4.5

Games played: 22
Minutes/game: 21.0
Points/game: 4.5
FG Pct: 60.6
FT Pct: 66.7

Rebounds/game: 4.1
Assists/game: 1.1
Turnovers/game: 1.3
Assist/turnover ratio: 0.9
Steals/game: 0.8
Blocks/game: 0.0

CAREER VS. KENTUCKY

	Date	GS	Min	FG	FGA	Pct	3FG	FGA	Pct	FT	FTA	Pct	Off	Def	Tot	PF	A	TO	Blk	Stl	Pts
KENTUCKY	2/12/13		1	0	0	.000	0	0	.000	0	0	.000	0	0	0	1	0	0	0	0	0
KENTUCKY	3/8/14		1	0	0	.000	0	0	.000	0	0	.000	0	0	0	0	0	0	0	0	0
Totals	2 Games	0	2	0	0	.000	0	0	.000	0	0	.000	0	0	0	1	0	0	0	0	0

#5 ALEX MURPHY

JUNIOR (R) | FORWARD | 6-8 | 225 | WAKEFIELD, R.I. | DUKE

OVERVIEW

- Mid-year transfer from Duke in 2013-14, will be eligible following the conclusion of the Fall 2014 semester at UF, per NCAA transfer regulations.
- Averaged 1.9 points and 1.0 rebounds in 36 career games with the Blue Devils.
- An outstanding wing athlete at his best when filling the lane on the break or attacking the offensive glass.
- Younger brother of Gator great Erik Murphy.

2014-15 HIGHLIGHTS

- Made his Florida debut Dec. 20 vs. Wake Forest and set career highs in free throws made and attempted, blocks, steals and minutes.
- Recorded his first start at Florida State on Dec. 30. It marked not just his first UF start, but his first overall career start.
- Had 7 points on 3-for-4 shooting, and grabbed three boards in UF's SEC-home opener against Mississippi State.
- Scored 3 points and grabbed 4 rebounds in the Gators win over Auburn.
- Netted a team-high tying 10 points in UF's 79-61 loss against LSU.
- Scored six points (3-5 FG), two boards and two steals in the Gators win at Alabama.
- Went 3-of-5 from the field and scored 6 points and grabbed three rebounds in UF's loss at Vanderbilt.



MURPHY GAME HIGHS

Points

2014-15/UF 10, vs. LSU (1/20/15)
Career 11, at Miami (1/23/13)

Rebounds

2014-15/UF 4, 2x, last vs. Auburn (1/15/14)
Career 7, vs. Delaware (12/1/12)

Field Goals

2014-15/UF 3, 3x, last at Vanderbilt (2/3/15)
Career 5, at Miami (1/23/13)

Field Goal Attempts

2014-15/UF 5, 5x, last at Vanderbilt (2/3/15)
Career 8, at Miami (1/23/13)

3-Point Field Goals

2014-15/UF ---
Career 1, 7x, last vs. Auburn (1/15/14)

3-Point FG Attempts

2014-15/UF 2, 2x, last at So. Carolina (1/7/15)
Career 3, 3x, last at Miami (1/23/13)

Free Throws

2014-15/UF/Career 5, vs. Wake Forest (12/20/14)

Free Throw Attempts

2014-15/UF/Career 6, vs. Wake Forest (12/20/14)

Assists

2014-15/UF 1, 3x, last at So. Carolina (1/7/15)
Career 1, 4x, last at Florida St. (12/30/14)

Steals

2014-15/UF/Career 2, 2x, last at Alabama (1/27/15)

Blocked Shots

2014-15/UF/Career 2, vs. Wake Forest (12/20/14)

Minutes Played

2014-15/UF 27, vs. Wake Forest (12/20/14)

Note: Career highs from 2012-13 took place at Duke.

			Total		3-Point		F-Throws		Rebounds											Scoring	
Season	gp-gs	min/avg	fg-fga	pct	fg-fga	pct	ft-fa	pct	off	def	tot	avg	pf	fo	ast	to	blk	stl	pts	avg	
2012-13*	31-0	194/6.3	27-55	.491	5-24	.208	5-12	.417	9	21	30	1.0	18	0	0	11	3	5	64	2.1	
2013-14*	5-0	33/6.6	1-6	.167	1-5	.200	2-4	.500	2	3	5	1.0	3	0	2	1	0	0	5	1.0	
2014-15	12-1	160/13.3	23-45	.511	0-9	.000	14-24	.583	8	18	26	2.2	17	1	3	12	4	5	60	5.0	
TOTAL	12-1	160/13.3	23-45	.511	0-9	.000	14-24	.583	8	18	26	2.2	17	1	3	12	4	5	60	5.0	
All*	48-1	387/8.1	51-106	.481	6-38	.158	21-40	.525	19	42	61	1.3	38	1	5	24	7	10	129	2.7	

* Statistics from prior team/school

Opponent	Date	gs	min	Total		3-Pointers		Free throws		Rebounds				pf	a	t/o	blk	stl	pts	avg
				fg-fga	pct	3fg-fga	pct	ft-fa	pct	off	def	tot	avg							
vs WAKE	12-20-1		27	2-4	.500	0-1	.000	5-6	.833	2	2	4	4.0	1	1	3	2	2	9	9.0
at Florida State	12/30/14	*	19	2-5	.400	0-2	.000	1-3	.333	0	3	3	3.5	2	1	0	0	0	5	7.0
UCONN	1/3/15		14	1-3	.333	0-0	.000	0-2	.000	0	1	1	2.7	1	0	1	0	0	2	5.3
at South Carolina	1/7/14		11	2-5	.400	0-2	.000	0-0	.000	1	1	2	2.5	1	1	0	0	0	4	5.0
MISSISSIPPI STATE	1/10/15		13	3-4	.750	0-0	.000	1-3	.333	1	1	2	2.4	4	0	2	0	1	7	5.4
AUBURN	1/15/15		7	1-3	.333	0-1	.000	1-2	.500	0	4	4	2.7	1	0	2	0	0	3	5.0
at Georgia	01/17/15		10	1-2	.500	0-1	.000	0-0	.000	0	1	1	2.4	0	0	0	0	0	2	4.6
LSU	1/20/15		12	3-5	.600	0-1	.000	4-4	1.000	2	0	2	2.4	0	0	0	1	0	10	5.3
at Ole Miss	1/24/15		10	1-3	.333	0-0	.000	2-2	1.000	0	1	1	2.2	0	0	0	0	0	4	5.1
at Alabama	1/27/15		15	3-5	.600	0-0	.000	0-2	.000	1	1	2	2.2	1	0	1	0	2	6	5.2
ARKANSAS	1/31/15		8	1-1	1.000	0-0	.000	0-0	.000	0	1	1	2.1	1	0	2	0	0	2	4.9
at Vanderbilt	02/03/15		14	3-5	.600	0-1	.000	0-0	.000	1	2	3	2.2	5	0	1	1	0	6	5.0
Totals		1	160	23-45	.511	0-9	.000	14-24	.583	8	18	26	2.2	17	3	12	4	5	60	5.0

Games played: 12
Minutes/game: 13.3
Points/game: 5.0
FG Pct: 51.1
3FG Pct: 0.0
FT Pct: 58.3

Rebounds/game: 2.2
Assists/game: 0.3
Turnovers/game: 1.0
Assist/turnover ratio: 0.3
Steals/game: 0.4
Blocks/game: 0.3

CAREER VS. KENTUCKY

Date	GS	Min	FG	FGA	Pct	3FG	FGA	Pct	FT	FTA	Pct	Off	Def	Tot	PF	A	TO	Blk	Stl	Pts
vs. Kentucky*	11/13/12		2	0	0	.000	0	0	.000	0	0	.000	0	0	0	0	0	0	0	0

*While at Duke

#3 DEVIN ROBINSON


FRESHMAN | FORWARD | 6-8 | 178 | CHESTERFIELD, VA. | CHRISTCHURCH SCHOOL

OVERVIEW

- Robinson brings length to the wing, with the ability to put the ball on the floor or pull up for a 3-pointer.
- Playmaker whose size should cause matchup problems at the three position.

2014-15 HIGHLIGHTS

- Has earned 12 starts at the small forward position.
- Led the team in scoring with a career-high 13 points at Kansas, and then re-established his personal best with a team-leading 15 vs. Texas Southern.
- Over a three-game span (Kansas, Yale, Texas Southern), shot 14-for-25 (.520) from the field and 5-for-9 (.556) from 3-point range.
- Had 12 points on 5-of-9 shooting in UF's SEC-home opener against Mississippi State.
- Had 11 points (4-for-7 FG) and grabbed 3 boards in the Gators loss at Georgia.



			Total		3-Point		F-Throws		Rebounds											Scoring	
Season	gp-gs	min/avg	fg-fga	pct	fg-fga	pct	ft-fa	pct	off	def	tot	avg	pf	fo	ast	to	blk	stl	pts	avg	
2014-15	22-12	392/17.8	46-124	.371	13-53	.245	21-35	.600	16	38	54	2.5	38	2	17	17	6	12	126	5.7	
TOTAL	22-12	392/17.8	46-124	.371	13-53	.245	21-35	.600	16	38	54	2.5	38	2	17	17	6	12	126	5.7	

ROBINSON GAME HIGHS

Points

2014-15/Career 15, vs. Texas Southern (12/12/14)

Rebounds

2014-15/Career 6, vs. Yale (12/8/14)

Field Goals

2014-15/Career 5, 2x, last vs. MSU (1/10/14)

Field Goal Attempts

2014-15/Career 9, 4x, last vs. MSU (1/10/14)

3-Point Field Goals

2014-15/Career 2, 2x, last vs. Texas So. (12/12/14)

3-Point Attempts

2014-15/Career 5, 2x, last at Florida St. (12/30/14)

Free Throws

2014-15/Career 4, vs. UNC (11/28/14)

Free Throw Attempts

2014-15/Career 4, 3x, last vs. LSU (1/20/15)

Assists

2014-15/Career 3, 2x, last vs. WF (12/20/14)

Steals

2014-15/Career 2, 3x, last vs. MSU (1/10/14)

Blocked Shots

2014-15/Career 1, 6x, last vs. WF (12/20/14)

Minutes Played

2014-15/Career 30, vs. Yale (12/8/14)

Opponent	Date	gs	min	Total		3-Pointers		Free throws		Rebounds				pf	a	t/o	blk	stl	pts	avg
				fg-fga	pct	3fg-fga	pct	ft-fa	pct	off	def	tot	avg							
WILLIAM & MARY	11/14/14		16	3-8	.375	0-3	.000	1-3	.333	0	4	4	4.0	1	0	0	1	0	7	7.0
MIAMI	11/17/14		16	1-3	.333	1-3	.333	1-2	.500	0	1	1	2.5	2	1	2	1	2	4	5.5
ULM	11/21/14	*	21	1-5	.200	0-4	.000	0-0	.000	0	3	3	2.7	2	0	1	0	0	2	4.3
vs Georgetown	11/26/14	*	18	2-9	.222	1-5	.200	0-0	.000	2	1	3	2.8	2	0	0	1	0	5	4.5
vs UAB	11/27/14		6	0-3	.000	0-1	.000	0-0	.000	0	1	1	2.4	0	0	0	0	0	0	3.6
vs North Carolina	11/28/14		20	1-4	.250	1-2	.500	4-4	1.000	2	1	3	2.5	5	0	0	1	0	7	4.2
at Kansas	12/05/14	*	28	4-9	.444	2-3	.667	3-4	.750	2	3	5	2.9	5	0	4	1	1	13	5.4
YALE	12/8/14	*	30	4-9	.444	1-3	.333	0-1	.000	3	3	6	3.3	0	1	2	0	1	9	5.9
TEXAS SOUTHERN	12/12/14	*	22	5-7	.714	2-3	.667	3-3	1.000	2	2	4	3.3	4	2	1	0	1	15	6.9
JACKSONVILLE	12/14/14	*	18	1-3	.333	1-3	.333	0-0	.000	0	3	3	3.3	1	3	1	0	0	3	6.5
vs WAKE	12-20-1	*	16	2-6	.333	0-3	.000	0-0	.000	0	4	4	3.4	1	3	1	1	1	4	6.3
at Florida State	12/30/14		27	1-7	.143	0-5	.000	1-2	.500	0	1	1	3.2	3	1	0	0	2	3	6.0
UCONN	1/3/15		12	2-4	.500	1-3	.333	0-1	.000	0	1	1	3.0	1	1	0	0	0	5	5.9
at South Carolina	1/7/14	*	17	1-5	.200	0-2	.000	2-2	1.000	0	3	3	3.0	3	2	2	0	1	4	5.8
MISSISSIPPI STATE	1/10/15	*	22	5-9	.556	1-3	.333	1-1	1.000	0	2	2	2.9	0	2	0	0	2	12	6.2
AUBURN	1/15/15	*	10	1-2	.500	0-0	.000	0-0	.000	1	0	1	2.8	3	0	0	0	0	2	5.9
at Georgia	01/17/15	*	19	4-7	.571	1-1	1.000	2-3	.667	2	1	3	2.8	0	0	2	0	1	11	6.2
LSU	1/20/15	*	15	2-5	.400	0-1	.000	2-4	.500	0	1	1	2.7	1	0	1	0	0	6	6.2
at Ole Miss	1/24/15		19	2-4	.500	1-2	.500	0-1	.000	0	1	1	2.6	1	1	0	0	0	5	6.2
at Alabama	1/27/15		17	2-6	.333	0-1	.000	0-0	.000	2	1	3	2.7	1	0	0	0	0	4	6.1
ARKANSAS	1/31/15		10	1-3	.333	0-2	.000	1-2	.500	0	0	0	2.5	1	0	0	0	0	3	5.9
at Vanderbilt	02/03/15		13	1-6	.167	0-0	.000	0-2	.000	0	1	1	2.5	1	0	0	0	0	2	5.7
Totals		12	392	46-124	.371	13-53	.245	21-35	.600	16	38	54	2.5	38	17	17	6	12	126	5.7

Games played: 22
Minutes/game: 17.8
Points/game: 5.7
FG Pct: 37.1
3FG Pct: 24.5
FT Pct: 60.0

Rebounds/game: 2.5
Assists/game: 0.8
Turnovers/game: 0.8
Assist/turnover ratio: 1.0
Steals/game: 0.5
Blocks/game: 0.3

#23 CHRIS WALKER

SOPHOMORE | FORWARD | 6-10 | 220 | BONIFAY, FLA. | HOLMES COUNTY

OVERVIEW

- A 2013 McDonald's All-American who plays with energy, excels in the open floor and has the ability to finish around the rim and as a face-up shooter.
- An adept passer for his size who has the explosiveness to be a shot-blocker on or off the ball.
- Runs the floor extremely well and has game-changing athleticism.
- Played 18 games as a freshman, averaging 1.9 points and 1.3 rebounds, after joining the Gators midseason.

2014-15 HIGHLIGHTS

- Made his season debut with four points and six rebounds vs. ULM.
- Set career highs in scoring in back-to-back games, posting 12 points on 5-for-6 shooting at Kansas, followed by 13 points on 6-for-10 shooting vs. Yale.
- Averaged 12.3 points over the first three games of December (Kansas, Yale, Texas Southern).
- Had four points, four rebounds and three blocks in UF's SEC opener at South Carolina.
- Snared a career-high tying 6 boards and scored two points in the Gators' loss at Georgia.
- Chris Walker scored 12 points on an efficient 6-of-8 shooting in the Gators win at Alabama.



Season	gp-gs	min/avg	Total		3-Point		F-Throws		Rebounds				Scoring							
			fg-fga	pct	fg-fga	pct	ft-fga	pct	off	def	tot	avg	pf	fo	ast	to	blk	stl	pts	avg
2013-14	18-0	87/4.8	16-27	.593	0-0	.000	2-7	.286	10	14	24	1.3	19	0	1	2	8	2	34	1.9
2014-15	20-6	305/15.3	45-86	.523	0-2	.000	13-32	.406	32	43	75	3.8	36	0	2	21	21	7	103	5.2
TOTAL	38-6	392/10.3	61-113	.540	0-2	.000	15-39	.385	42	57	99	2.6	55	0	3	23	29	9	137	3.6

C. WALKER GAME HIGHS

Points

2014-15/Career 13, vs. Yale (12/8/14)

Rebounds

2014-15 6, 4x, last at Georgia (1/17/14)

Career 6, 5x, last at Georgia (1/17/14)

Field Goals

2014-15/Career 6, 3x, last at Alabama (1/27/15)

Field Goal Attempts

2014-15/Career 12, vs. Texas Southern (12/12/14)

3-Point Field Goals

2014-15/Career ---

3-Point Attempts

2014-15/Career 1, 2x, last at So. Carolina (1/7/15)

Free Throws

2014-15/Career 3, 2x, last vs. UAB (11/27/14)

Free Throw Attempts

2014-15/Career 4, 3x, last at Kansas (12/5/14)

Assists

2014-15 1, 2x, last vs. MSU (1/10/14)

Career 1, 3x, last vs. MSU (1/10/14)

Steals

2014-15/Career 2, 2x, last vs. LSU (1/20/15)

Blocked Shots

2014-15/Career 4, vs. Texas Southern (12/12/14)

Minutes Played

2014-15/Career 26, vs. ULM (11/21/14)

Opponent	Date	gs	min	Total		3-Pointers		Free throws		Rebounds				pf	a	t/o	blk	stl	pts	avg
				fg-fga	pct	3fg-fga	pct	ft-fa	pct	off	def	tot	avg							
ULM	11/21/14		26	2-5	.400	0-0	.000	0-0	.000	3	3	6	6.0	0	0	1	1	0	4	4.0
vs Georgetown	11/26/14	*	12	1-6	.167	0-0	.000	3-4	.750	2	0	2	4.0	2	0	1	0	1	5	4.5
vs UAB	11/27/14		11	2-4	.500	0-0	.000	3-4	.750	2	4	6	4.7	1	0	1	1	0	7	5.3
vs North Carolina	11/28/14		18	2-4	.500	0-1	.000	0-2	.000	3	1	4	4.5	2	0	2	1	0	4	5.0
at Kansas	12/05/14		15	5-6	.833	0-0	.000	2-4	.500	1	4	5	4.6	2	0	1	1	0	12	6.4
YALE	12/8/14		21	6-10	.600	0-0	.000	1-2	.500	2	4	6	4.8	1	1	1	2	0	13	7.5
TEXAS SOUTHERN	12/12/14		16	6-12	.500	0-0	.000	0-0	.000	2	0	2	4.4	0	0	1	4	0	12	8.1
JACKSONVILLE	12/14/14		13	1-1	1.000	0-0	.000	0-2	.000	2	3	5	4.5	2	0	0	1	0	2	7.4
vs WAKE	12-20-1		13	1-1	1.000	0-0	.000	1-2	.500	0	2	2	4.2	4	0	1	0	2	3	6.9
at Florida State	12/30/14		13	1-6	.167	0-0	.000	0-1	.000	1	1	2	4.0	3	0	1	1	0	2	6.4
UCONN	1/3/15	*	18	3-3	1.000	0-0	.000	0-2	.000	2	3	5	4.1	0	0	1	1	0	6	6.4
at South Carolina	1/7/14	*	20	2-5	.400	0-1	.000	0-0	.000	1	3	4	4.1	1	0	3	3	0	4	6.2
MISSISSIPPI STATE	1/10/15	*	22	1-2	.500	0-0	.000	0-0	.000	1	3	4	4.1	2	1	1	2	1	2	5.8
AUBURN	1/15/15	*	10	1-4	.250	0-0	.000	0-2	.000	3	1	4	4.1	3	0	0	1	0	2	5.6
at Georgia	01/17/15	*	17	1-3	.333	0-0	.000	0-2	.000	4	2	6	4.2	4	0	1	0	0	2	5.3
LSU	1/20/15		12	2-2	1.000	0-0	.000	2-3	.667	1	3	4	4.2	3	0	1	0	2	6	5.4
at Ole Miss	1/24/15		13	2-4	.500	0-0	.000	0-0	.000	0	1	1	4.0	0	0	0	0	0	4	5.3
at Alabama	1/27/15		17	6-8	.750	0-0	.000	0-0	.000	2	2	4	4.0	2	0	2	2	0	12	5.7
ARKANSAS	1/31/15		9	0-0	.000	0-0	.000	1-2	.500	0	2	2	3.9	1	0	2	0	1	1	5.4
at Vanderbilt	02/03/15		9	0-0	.000	0-0	.000	0-0	.000	0	1	1	3.8	3	0	0	0	0	0	5.2
Totals		6	305	45-86	.523	0-2	.000	13-32	.406	32	43	75	3.8	36	2	21	21	7	103	5.2

Games played: 20
Minutes/game: 15.3
Points/game: 5.2
FG Pct: 52.3
3FG Pct: 0.0
FT Pct: 40.6

Rebounds/game: 3.8
Assists/game: 0.1
Turnovers/game: 1.1
Assist/turnover ratio: 0.1
Steals/game: 0.4
Blocks/game: 1.1

CAREER VS. KENTUCKY

	Date	GS	Min	FG	FGA	Pct	3FG	FGA	Pct	FT	FTA	Pct	Off	Def	Tot	PF	A	TO	Blk	Stl	Pts
at Kentucky	2/15/14	2		0	1	.000	0	0	.000	0	0	.000	0	0	0	1	0	0	1	0	0
KENTUCKY	3/8/14	5		1	1	1.000	0	0	.000	0	0	.000	0	1	1	2	0	0	0	0	2
vs Kentucky	3/16/14	3		2	3	.667	0	0	.000	1	2	.500	2	0	2	2	0	0	0	1	5
Totals	3 Games	0	10	3	5	.600	0	0	.000	1	2	.500	2	1	3	5	0	0	1	1	7

WALK-ONS (MINUS KURTZ)

#42 BILLY DONOVAN

SENIOR (R) | GUARD | 6-2 | 192 | GAINESVILLE, FLA. | CATHOLIC UNIVERSITY

OVERVIEW

- Transferred to UF from Catholic University in Washington, D.C., to walk on in Summer 2012.
- Played in 16 games as a junior last season.
- Graduated in Spring 2014 and enrolled in grad school.
- Appeared in 46 games with 19 starts at CUA, averaging 4.0 points and 1.7 rebounds per game.

2014-15 HIGHLIGHTS

- Walk-on who wants to go into high school coaching.
- Will dress for games as needed this season, also assisting the team video staff during some games.



Season	gp-gs	min/avg	Total		3-Point		F-Throws		Rebounds				pf	fo	ast	to	blk	stl	Scoring	
			fg-fga	pct	fg-fga	pct	ft-fa	pct	off	def	tot	avg							pts	avg
2010-11*	19-0	82/4.3	10-25	.400	4-13	.308	3-6	.500	2	7	9	0.5	10	0	6	10	0	2	27	1.4
2011-12*	27-19	496/18.4	46-132	.348	32-93	.344	34-48	.708	18	50	68	2.5	38	0	49	39	0	11	158	5.9
2013-14	16-0	44/2.8	0-9	.000	0-8	.000	4-4	1.000	0	4	4	0.3	7	0	3	3	0	2	4	0.3
TOTAL	16-0	44/2.8	0-9	.000	0-8	.000	4-4	1.000	0	4	4	0.3	7	0	3	3	0	2	4	0.3
All*	62-19	622/10.0	56-166	.337	36-114	.316	41-58	.707	20	61	81	1.3	55	0	58	52	0	15	189	3.0

#14 LEXX EDWARDS


SENIOR | GUARD | 6-1 | 220 | ORLANDO, FLA. | JONES

OVERVIEW

- Walk-on who enrolled at UF in Summer 2011.
- First earned a spot on the dress roster for UF's Nov. 16, 2013, game vs. Arkansas-Little Rock and dressed the remainder of the 2013-14 season.
- Outstanding student who attends UF on an academic scholarship and mentors local youth.

2014-15 HIGHLIGHTS

- Valuable member of the scout team who was a high school running back.
- Made spot appearances early in the season as the Gators dealt with injuries.
- Appeared in UF's SEC-home opener against Mississippi State and most recently in the Gators loss at Georgia.



Season	gp-gs	min/avg	Total		3-Point		F-Throws		Rebounds				pf	fo	ast	to	blk	stl	Scoring	
			fg-fga	pct	fg-fga	pct	ft-fa	pct	off	def	tot	avg							pts	avg
2013-14	11-0	15/1.4	0-1	.000	0-0	.000	0-0	.000	0	3	3	0.3	4	0	0	1	0	0	0	0.0
2014-15	8-0	16/2.0	0-0	.000	0-0	.000	0-0	.000	0	4	4	0.5	4	0	1	0	0	0	0	0.0
TOTAL	19-0	31/1.6	0-1	.000	0-0	.000	0-0	.000	0	7	7	0.4	8	0	1	1	0	0	0	0.0

#24 ZACH HODSKINS

FRESHMAN | GUARD | 6-4 | 203 | ALPHARETTA, GA. | MILTON

OVERVIEW

- Walk-on who enrolled at UF for the Summer B term of 2014.
- Has a great 3-point stroke.
- Able to create looks off the dribble, particularly in the open floor.

2014-15 HIGHLIGHTS

- Comes to the Gators looking to contribute as a walk-on role.
- Saw his first action for the Orange & Blue in the closing minutes of the season opener vs. William & Mary.



Season	gp-gs	min/avg	Total		3-Point		F-Throws		Rebounds				pf	fo	ast	to	blk	stl	Scoring	
			fg-fga	pct	fg-fga	pct	ft-fa	pct	off	def	tot	avg							pts	avg
2014-15	4-0	7/1.8	0-2	.000	0-1	.000	0-0	.000	0	0	0	0.0	1	0	0	1	0	0	0	0.0
TOTAL	4-0	7/1.8	0-2	.000	0-1	.000	0-0	.000	0	0	0	0.0	1	0	0	1	0	0	0	0.0

UNAVAILABLE FOR THE SEASON


#25 DEVON WALKER

JUNIOR | GUARD/FORWARD | 6-6 | 203 | WINTER HAVEN, FLA. | WINTER HAVEN

OVERVIEW

- Will miss the 2014-15 season after suffering a torn ACL during offseason work in July 2014.
- Has played in 60 career games with seven starts, averaging 1.8 points and 1.0 rebounds.
- Had back-to-back 10-point games vs. Southern and Middle Tennessee.
- Athletic and versatile wing player with the ability to contribute at three positions.
- Lengthy, intelligent and hard-working player, making him an asset on the defensive end of the floor.

Season	gp-gs	min/avg	Total		3-Point		F-Throws		Rebounds				Scoring				
			fg-fga	pct	fg-fga	pct	ft-fa	pct	off	def	tot	avg	pts	avg	pts	avg	pts
2012-13	25-0	99/4.0	4-22	.182	1-7	.143	11-14	.786	6	11	17	0.7	10	0	2	3	4
2013-14	35-7	423/12.1	25-81	.309	19-63	.302	16-24	.667	11	32	43	1.2	30	0	19	20	13
TOTAL	60-7	522/8.7	29-103	.282	20-70	.286	27-38	.711	17	43	60	1.0	40	0	21	23	17



CAREER VS. KENTUCKY

Date	GS	Min	FG	FGA	Pct	3FG	FGA	Pct	FT	FTA	Pct	Off	Def	Tot	PF	A	TO	Blk	Stl	Pts
KENTUCKY	2/12/13	1	0	0	.000	0	0	.000	0	0	.000	0	0	0	0	0	0	0	0	0
at Kentucky	2/15/14	5	0	2	.000	0	1	.000	0	0	.000	0	1	1	2	1	1	0	0	0
KENTUCKY	3/8/14	9	1	2	.500	1	2	.500	0	2	.000	0	2	2	2	0	0	1	0	3
vs Kentucky	3/16/14	7	0	1	.000	0	1	.000	0	0	.000	0	1	1	1	0	1	0	0	0
Totals	4 Games	0	20	1	.200	1	4	.250	0	2	.000	0	4	4	5	1	2	1	0	3

#15 JOHN EGBUNU

SOPHOMORE | CENTER | 6-11 | 266
BAUCHI, NIGERIA | USF

OVERVIEW

- Transferred to UF in Summer 2014, following one season at USF, and will sit out 2014-15 season per NCAA transfer regulations.
- An immediate contributor at USF, where he started 31 games and earned a spot on the AAC All-Rookie Team with 7.4 points and 6.2 rebounds per game while shooting .589 from the field.



USF STATS

Season	GP	GS	Min	Avg	FG	FGA	Pct	3FG	3A	Pct	FT	FTA	Pct
2013-14	32	31	793	24.8	78	151	.589	0	1	.000	60	110	.545

Season	OR	DR	Tot	Avg	PF	FO	Ast	TO	Blk	Stl	Pts	Avg
2013-14	80	118	198	6.2	92	1	12	55	43	10	238	7.4

#2 BRANDONE FRANCIS

FRESHMAN | GUARD | 6-5 | 205
LA ROMANA, DOMINICAN REPUBLIC
ARLINGTON COUNTRY DAY

OVERVIEW

- Great size and strength on the perimeter.
- Solid all-around offensive game and good rebounder from the guard position.
- Ruled ineligible for the 2014-15 season, but became eligible to practice with the team following the completion of the Fall semester.



#32 SCHUYLER RIMMER

SOPHOMORE | F/C | 6-10 | 250
ORLANDO, FLA. | STANFORD

OVERVIEW

- Mid-year transfer from Stanford in 2014-15 who will walk on and be eligible for competition following the conclusion of the Fall 2015 semester at UF, per NCAA transfer regulations.
- Appeared in 16 games and scored eight points for the Cardinal.
- A big body down low who can score off a jump shot or cleaning up the glass.
- Rated a three-star prospect out of high school by ESPN.com and Rivals.



STANFORD STATS

Season	GP	GS	Min	Avg	FG	FGA	Pct	3FG	3A	Pct	FT	FTA	Pct
2013-14	14	0	69	4.9	3	9	.333	0	0	-	1	7	.143
2014-15	2	0	6	3.0	0	0	-	0	0	-	1	2	.500
Totals	16	0	75	4.7	3	9	.333	0	0	-	2	9	.222

Season	OR	DR	Tot	Avg	PF	FO	Ast	TO	Blk	Stl	Pts	Avg
2013-14	1	8	9	0.6	11	0	0	5	1	0	7	0.5
2014-15	1	1	2	1.0	0	0	0	0	0	0	1	0.5
Totals	2	9	11	0.7	11	0	0	5	1	0	8	0.5

2014-15 BOX SCORES

Official Basketball Box Score -- Game Totals -- Final Statistics

William & Mary vs Florida

11/14/14 6 p.m. at O'Connell Center - Gainesville, Fla.

William & Mary 45 • 0-1

#	Player	Total			Rebounds			PF	TP	A	TO	Blk	Stl	Min
		FG-FGA	3-PT	FT-FTA	Off	Def	Tot							
04	Prewitt, Omar	f	7-15	0-5	1-1	0	5	5	2	15	0	0	1	32
31	Sheldon, Sean	f	2-5	0-0	0-0	1	4	5	1	4	0	0	0	25
00	Dixon, Daniel	g	2-10	2-7	0-0	0	3	3	3	6	2	1	0	29
03	Thornton, Marcus	g	3-11	0-5	4-5	0	2	2	1	10	2	3	0	37
05	Malinowski, Greg	g	1-6	0-2	0-0	2	0	2	1	2	0	2	0	15
10	Burchfield, Connor		0-3	0-2	0-0	0	3	3	1	0	0	0	0	9
21	Tot, Oliver		0-1	0-1	0-0	1	5	6	2	0	0	2	0	24
41	Whitman, Jack		1-3	0-0	2-3	1	0	1	3	4	2	1	0	15
43	Schalk, Tom		2-3	0-0	0-0	2	1	3	0	4	0	2	0	14
	Team					0	1	1						
	Totals		18-57	2-22	7-9	7	24	31	14	45	4	12	2	200

FG % 1st Half: 7-27 25.9% 2nd half: 11-30 36.7% Game: 18-57 31.6% Deadball Rebounds 1
3FG % 1st Half: 1-13 7.7% 2nd half: 1-9 11.1% Game: 2-22 9.1%
FT % 1st Half: 3-4 75.0% 2nd half: 4-5 80.0% Game: 7-9 77.8%

Florida 68 • 1-0

#	Player	Total		3-Ptr	Rebounds			PF	TP	A TO Blk Stl				Min	
		FG-FGA	FG-FGA	FT-FTA	Off	Def	Tot			A	TO	Blk	Stl		
10	Finney-Smith, Dorian	f	5-9	1-2	4-4	3	2	5	1	15	1	3	0	1	22
21	Horford, Jon	c	4-5	1-2	2-2	1	4	5	3	11	0	1	0	0	30
00	Hill, Kasey	g	0-3	0-0	3-4	0	4	4	2	3	3	1	0	2	28
01	Carter, Eli	g	2-7	2-3	2-2	0	5	5	2	8	2	2	0	1	26
20	Frazier, Michael	g	6-13	2-6	0-0	0	5	5	0	14	2	0	0	0	28
03	Robinson, Devin		3-8	0-3	1-3	0	4	4	1	7	0	0	1	0	16
11	Chiozza, Chris		2-2	0-0	0-0	0	2	2	1	4	3	3	0	3	20
12	Graham, Dillon		0-1	0-1	0-0	0	0	0	0	0	0	0	0	1	3
14	Edwards, Lexx		0-0	0-0	0-0	0	1	1	0	0	0	0	0	0	2
24	Hodskins, Zach		0-1	0-0	0-0	0	0	0	1	0	0	0	0	0	2
30	Kurtz, Jacob		3-4	0-0	0-0	2	5	7	0	6	2	0	0	0	23
Team						0	1	1							
Totals			25-53	6-17	12-15	6	33	39	11	68	13	10	1	8	200

FG % 1st Half: 15-27 55.6% 2nd half: 10-26 38.5% Game: 25-53 47.2% Deadball Rebounds 1
3FG % 1st Half: 5-10 50.0% 2nd half: 1-7 14.3% Game: 6-17 35.3%
FT % 1st Half: 7-8 87.5% 2nd half: 5-7 71.4% Game: 12-15 80.0%

Officials: Lee Cassell, Nathan Quick, Jeff Smith

Technical fouls: William & Mary-None. Florida-None.

Attendance: 10861

Score by periods	1st	2nd	Total
William & Mary	18	27	45
Florida	42	26	68

Points	In Paint	Off T/O	2nd Chance	Fast Break	Bench
WM	28	7	8	4	8
UF	30	13	6	6	17

Last FG - WM 2nd-00:00, UF 2nd-01:31.
Largest lead - WM None, UF by 28 2nd-00:47.
WM led for 00:00. UF led for 39:25. Game was tied for 00:30.

Score tied - 0 times.
Lead changed - 0 times.

Official Basketball Box Score -- Game Totals -- Final Statistics

Miami vs Florida

11/17/14 7 p.m. at O'Connell Center - Gainesville, Fla.

Miami 69 • 2-0

#	Player	Total			Rebounds			PF	TP	A	TO	Blk	Stl	Min	
		FG-FGA	3-PT	FT-FTA	Off	Def	Tot								
02	Joe Thomas	f	0-0	0-0	0-0	0	0	0	0	0	0	0	0	10	
23	Tonye Jekiri	c	2-4	0-0	4-4	3	5	8	4	8	1	2	3	28	
10	Sheldon McClellan	g	4-10	0-1	1-3	2	5	7	1	9	5	1	0	39	
13	Angel Rodriguez	g	7-14	5-8	5-7	0	2	2	0	24	3	3	0	36	
20	Manu Lecomte	g	1-3	1-3	0-0	0	1	1	4	3	1	3	0	22	
00	Ja'Quan Newton		2-3	0-0	1-2	0	1	1	0	5	3	1	0	12	
01	Deandre Burnett		1-2	0-1	0-0	0	0	0	0	2	0	0	0	6	
12	James Palmer		4-9	2-3	0-0	0	0	0	2	10	0	3	0	27	
22	Omar Sherman		3-4	1-2	1-1	0	4	4	1	8	1	0	1	20	
Team						2	2	4							
Totals			24-49	9-18	12-17	7	20	27	12	69	14	13	4	4	200

FG % 1st Half: 9-26 34.6% 2nd half: 15-23 65.2% Game: 24-49 49.0% Deadball Rebounds 4
3FG % 1st Half: 2-8 25.0% 2nd half: 7-10 70.0% Game: 9-18 50.0%
FT % 1st Half: 1-1 100.0 2nd half: 11-16 68.8% Game: 12-17 70.6%

Florida 67 • 1-1

#	Player		Total		3-Ptr	Rebounds					PF	TP	A				Min
			FG-FGA	FG-FGA	FT-FTA	Off	Def	Tot	A	TO			Bk	Stl			
30	Kurtz, Jacob	f	3-6	0-0	0-0	3	5	8	4	6	2	2	0	0	36		
21	Horford, Jon	c	5-9	3-6	4-4	0	7	7	2	17	0	2	3	1	31		
00	Hill, Kasey	g	1-9	0-1	0-0	1	1	2	3	2	8	2	0	1	33		
01	Carter, Eli	g	8-9	3-4	2-2	0	1	1	5	21	2	3	0	1	29		
20	Frazier, Michael	g	6-11	1-2	0-0	0	2	2	0	13	1	1	1	2	36		
03	Robinson, Devin		1-3	1-3	1-2	0	1	1	2	4	1	2	1	2	16		
11	Chiozza, Chris		2-3	0-1	0-1	0	0	0	1	4	1	1	0	1	19		
14	Edwards, Lexx		0-0	0-0	0-0	0	0	0	1	0	0	0	0	0	0+		
Team						1	2	3									
Totals			26-50	8-17	7-9	5	19	24	18	67	15	13	5	8	200		

FG % 1st Half: 14-23 60.9% 2nd half: 12-27 44.4% Game: 26-50 52.0% Deadball Rebounds 1
3FG % 1st Half: 3-8 37.5% 2nd half: 5-9 55.6% Game: 8-17 47.1%
FT % 1st Half: 2-3 66.7% 2nd half: 5-6 83.3% Game: 7-9 77.8%

Officials: Pat Adams, Joe Lindsay, Ron Groover

Technical fouls: Miami-None. Florida-None.

Attendance: 11156

UF Carter fouls out at 0:03 second half

Score by periods	1st	2nd	Total
Miami	21	48	69
Florida	33	34	67

Points	In Paint	T/O	2nd Chance	Fast Break	Bench
MIA	22	12	7	8	25
UF	30	18	2	6	8

Last FG - MIA 2nd-00:16, UF 2nd-01:01.
Largest lead - MIA by 3 2nd-03:25, UF by 15 2nd-17:05.
MIA led for 01:29. UF led for 37:42. Game was tied for 00:47.

Score tied - 3 times.
Lead changed - 5 times.

Official Basketball Box Score -- Game Totals -- Final Statistics

ULM vs Florida

11/21/14 8 p.m. at O'Connell Center - Gainesville, Fla.

ULM 56 • 2-1

#	Player	Total			3-Ptr	Rebounds			PF	TP	A TO Blk Stl				Min
		FG-FGA	FG-FGA	FT-FTA		Off	Def	Tot			A	TO	Blk	Stl	
12	Ongwae, Tylor	f	8-14	0-1	3-6	3	5	8	4	19	3	3	2	0	39
13	Deng, Majok	f	1-7	1-5	0-0	1	8	9	2	3	1	1	0	0	35
00	Williams, Marvin	c	3-11	1-1	0-0	3	1	4	2	7	0	1	2	0	27
11	Coppola, Nick	g	3-10	3-5	2-2	0	1	1	3	11	2	1	0	1	45
32	Roberson, Justin	g	1-6	0-1	0-0	0	1	1	5	2	0	3	0	2	26
02	Harvey, DeMondre		0-0	0-0	0-0	0	0	0	1	0	0	0	0	0	6
03	Cooper, Prince		1-2	0-0	0-0	1	3	4	0	2	0	0	0	0	6
04	Foster, Mack		1-4	1-2	0-0	0	0	0	4	3	2	0	0	3	18
05	Samuel, Jamaal		3-10	3-10	0-0	1	5	6	3	9	0	1	0	1	22
22	Richard, Lance		0-0	0-0	0-0	0	0	0	0	0	0	0	0	0	1
Team						2	1	3							
Totals			21-64	9-25	5-8	11	25	36	24	56	8	10	4	7	225
FG % 1st Half: 11-26		42.3%	2nd half: 8-30	26.7%	OT: 2-8	25.0%	Game: 21-64	32.8%	Deadball		Rebounds				
3FG % 1st Half: 5-9		55.6%	2nd half: 4-13	30.8%	OT: 0-3	0.0%	Game: 9-25	36.0%	Rebounds		1				
FT % 1st Half: 2-4		50.0%	2nd half: 2-2	100.0%	OT: 1-2	50.0%	Game: 5-8	62.5%							

FG % 1st Half: 11-26 42.3% 2nd half: 8-30 26.7% OT: 2-8 25.0% Game: 21-64 32.8% Deadball Rebounds 1
3FG % 1st Half: 5-9 55.6% 2nd half: 4-13 30.8% OT: 0-3 0.0% Game: 9-25 36.0%
FT % 1st Half: 2-4 50.0% 2nd half: 2-2 100.0% OT: 1-2 50.0% Game: 5-8 62.5%

Florida 61 • 2-1

#	Player		Total		3-Ptr	Rebounds			PF	TP	A	TO	Blk	Stl	Min	
			FG-FGA	FG-FGA	FG-FGA	Off	Def	Total								
03	Robinson, Devin	f	1-5	0-4	0-0	0	3	3	2	2	0	1	0	0	21	
30	Kurtz, Jacob	f	2-5	0-0	2-3	5	8	13	2	6	3	2	0	0	36	
21	Horford, Jon	c	3-8	0-1	3-4	1	3	4	1	9	1	0	3	0	31	
00	Hill, Kasey	g	2-12	0-1	4-6	0	5	5	1	8	2	5	0	0	37	
20	Frazier, Michael	g	4-11	2-6	11-13	1	7	8	3	21	2	1	0	1	39	
11	Chiozza, Chris		3-6	1-3	4-6	1	3	4	4	11	1	4	0	4	37	
14	Edwards, Lexx		0-0	0-0	0-0	0	0	0	0	0	0	0	0	0	0+	
23	Walker, Chris		2-5	0-0	0-0	3	3	6	0	4	0	1	1	0	26	
Team						4	2	6								
Totals				17-52	3-15	24-32	15	34	49	13	61	9	14	4	5	227
FG % 1st Half: 10-28			35.7%	2nd half: 6-19	31.6%	OT: 1-5	24	29	13	Game: 17-52	32.7%	Deadball Rebounds				
3FG % 1st Half: 2-9			22.2%	2nd half: 1-6	16.7%	OT: 0-0	0.0%	0.0%	Game: 3-15	25.0%	3					
FT % 1st Half: 5-7			71.4%	2nd half: 11-13	84.6%	OT: 8-12	66.7%		Game: 24-32	75.0%						

2014-15 BOX SCORES

Official Basketball Box Score -- Game Totals -- Final Statistics

Florida vs UAB

11/27/14 9:30 p.m. at Atlantis, Paradise Island, Bahamas

Florida 56 • 3-2

#	Player		Total		3-Ptr	Rebounds			PF	TP	A	TO	Blk	Stl	Min
			FG-FGA	FG-FGA	FT-FTA	Off	Def	Tot							
10	Finney-Smith, Dorian	f	3-9	0-3	0-4	2	2	4	2	6	1	1	0	1	33
30	Kurtz, Jacob	r	0-5	0-0	0-0	5	0	5	2	0	2	1	0	0	19
21	Horford, Jon	c	2-7	0-4	4-4	4	4	8	0	8	0	1	1	0	32
00	Hill, Kasey	g	3-7	1-2	1-2	0	3	3	2	8	5	1	0	0	33
20	Frazier, Michael	g	4-10	3-7	3-5	1	7	8	3	14	2	1	1	0	37
03	Robinson, Devin		0-3	0-1	0-0	0	1	1	0	0	0	0	0	0	6
11	Chiozza, Chris		4-8	3-6	2-4	0	1	1	3	13	3	2	0	6	29
23	Walker, Chris		2-4	0-0	3-4	2	4	6	1	7	0	1	1	0	11
	Team					2	1	3				1			
Totals			18-53	7-23	13-23	16	23	39	13	56	13	9	3	7	200
FG % 1st Half: 10-28 35.7%			2nd half: 8-25 32.0%	Game: 18-53 34.0%		Deadball Rebounds 2,1									
3FG % 1st Half: 2-11 18.2%			2nd half: 5-12 41.7%	Game: 7-23 30.4%											
FT % 1st Half: 5-11 45.5%			2nd half: 8-12 66.7%	Game: 13-23 56.5%											

UAB 47 • 2-4

#	Player		Total		3-Ptr	Rebounds			PF	TP	A	TO	Blk	Stl	Min	
			FG-FGA	FG-FGA		Off	Def	Tot								
21	MEHINTI, Tosin	r	5-6	0-0	2-3	0	3	3	3	12	2	3	1	0	32	
25	WASHINGTON, C.J.	r	3-9	2-4	0-0	2	5	7	2	8	2	3	1	1	24	
00	BAXTER, Hakeem	g	4-9	1-3	0-0	1	3	4	2	9	0	1	1	0	32	
02	NORTON, Nick	g	0-1	0-1	0-0	0	1	1	0	0	4	3	0	0	19	
01	BROWN, Robert	g	4-12	1-5	3-4	1	5	6	3	12	3	3	1	1	34	
04	WATTS, Denzell		0-3	0-1	0-0	0	3	3	0	1	0	0	0	0	21	
03	COKLEY, Chris		2-2	0-0	0-0	0	1	1	1	4	0	0	0	0	7	
22	MADISON, Tyler		1-1	0-0	0-0	0	0	0	4	2	0	2	0	0	12	
34	LEE, William		0-1	0-0	0-0	0	4	4	3	0	1	1	1	0	16	
35	SULLIVAN, Lewis		0-1	0-0	0-0	0	0	0	0	0	0	0	1	0	3	
Team						0	1	1								
Totals				19-45	4-14	5-7	4	26	30	21	47	13	16	6	2	200
FG % 1st Half:			9-22	40.9%	2nd half:	10-23	43.5%	Game:		19-45	42.2%	Deadball Rebounds 0.1				
3FG % 1st Half:			1-5	20.0%	2nd half:	3-9	33.3%	Game:		4-14	28.6%					
FT % 1st Half:			3-3	100.0	2nd half:	2-4	50.0%	Game:		5-7	71.4%					

Officials: Don Daily, Ron Groover, Jeb Hartness

Technical fouls: Florida-None. UAB-None.

Attendance: 2408

Battle 4 Atlantis - Game 8

Imperial Arena at Atlantis

Score by periods	1st	2nd	Total
Florida	27	29	56
UAB	22	25	47

Points	In Paint	Off T/O	2nd Chance	Fast Break	Bench
UF	20	24	11	4	20
UAB	18	9	2	4	6

Score tied - 6 times.
Lead changed - 7 times.

Last FG - UF 2nd-00:50, UAB 2nd-06:21.
Largest lead - UF by 9 2nd-00:22, UAB by 7 1st-12:58.
UF led for 15:08. UAB led for 17:43. Game was tied for 07:09.

Official Basketball Box Score -- Game Totals -- Final Statistics

North Carolina vs Florida

11/28/14 8 p.m. at Atlantis, Paradise Island, Bahamas

North Carolina 75 • 5-1

#	Player	Total		3-Ptr	Rebounds			PF	TP	A TO Blk Stl					Min
		FG-FGA	FG-FGA		FT-FTA	Off	Def			Tot	A	TO	Blk	Stl	
03	Kennedy Meeks	r	8-12	0-0	2-4	5	8	13	3	18	1	6	2	1	27
11	Brice Johnson	r	3-7	0-0	4-9	2	5	7	3	10	1	1	2	2	26
13	J.P. Tokoto	r	2-6	2-3	4-4	2	1	3	3	10	2	4	1	2	26
05	Marcus Paige	g	3-8	1-4	9-10	0	1	1	2	16	4	2	0	0	34
44	Justin Jackson	g	3-8	2-3	4-4	1	2	3	0	12	2	1	1	4	28
00	Nate Britt		2-4	1-2	0-0	0	1	1	3	5	1	0	0	0	14
01	Theo Pinson		0-2	0-0	0-0	1	3	4	2	0	4	1	0	0	20
02	Joel Berry II		0-0	0-0	0-0	0	0	0	1	0	0	0	0	0	4
14	Desmond Hubert		0-0	0-0	0-0	0	0	0	0	0	0	1	0	0	2
22	Isaiah Hicks		2-4	0-0	0-0	0	1	1	5	4	0	2	0	0	14
42	Joel James		0-0	0-0	0-0	0	0	0	0	0	0	1	0	5	
Team			23-51		4	3	7				1				
Totals			23-51	6-12	23-31	15	25	40	22	75	15	19	7	9	200
FG % 1st Half: 15-26 57.7%		2nd half: 8-25 32.0%		Game: 23-51 45.1%		Deadball Rebounds									
3FG % 1st Half: 4-6 66.7%		2nd half: 2-6 33.3%		Game: 6-12 50.0%		2									
FT % 1st Half: 5-8 62.5%		2nd half: 18-23 78.3%		Game: 23-31 74.2%											

Florida 64 • 3-3

#	Player		Total		3-Ptr		Rebounds			PF	TP	A TO Blk Stl				Min
			FG-FGA	FGA-FGA	FT-FTA	Off	Def	Tot	A			TO	Blk	Stl		
10	Finney-Smith, Dorian	r	2-10	0-4	0-0	3	2	5	4	2	2	0	3	23		
30	Kurtz, Jacob	r	2-4	0-0	0-0	2	0	2	2	4	2	3	0	27		
21	Horford, Jon	c	3-8	1-5	0-0	3	4	7	2	7	0	0	2	1	20	
00	Hill, Kasey	g	5-12	0-0	10-12	1	2	3	3	20	2	1	1	1	32	
20	Frazier II, Michael	g	5-13	4-10	3-3	4	5	9	4	17	1	3	0	1	32	
01	Carter, Eli		0-4	0-4	1-2	0	1	1	2	1	2	2	0	1	13	
03	Robinson, Devin		1-4	1-2	4-4	2	1	3	5	7	0	0	1	0	20	
11	Chiozza, Chris		0-2	0-1	0-0	0	1	1	0	0	1	2	0	2	15	
23	Walker, Chris		2-4	0-1	0-2	3	1	4	2	4	0	2	1	0	18	
Team						1	2	3								
Totals				20-61	6-27	18-23	19	19	38	25	64	10	16	5	11	200
FG % 1st Half: 9-31 29.0%			2nd half: 11-30 36.7%		Game: 20-61 32.8%		Deadball Rebounds 2									
3FG % 1st Half: 1-15 6.7%			2nd half: 5-12 41.7%		Game: 6-27 22.2%											
FT % 1st Half: 4-6 66.7%			2nd half: 14-17 82.4%		Game: 18-23 78.3%											

Officials: Gary Maxwell, Don Daily, Bert Smith

Technical fouls: North Carolina-None. Florida-None.

Attendance: 3298

Battle 4 Atlantis - Game 11

Imperial Arena at Atlantis

Score by periods	1st	2nd	Total
North Carolina	39	36	75
Florida	23	41	64

Points	In Paint	Off T/O	2nd Chance	Fast Break	Bench
NC	32	15	10	10	9
UF	22	24	13	6	12

Last FG - NC 2nd-03:23, UF 2nd-00:15.
Largest lead - NC by 18 1st-01:29, UF None.
NC led for 39:01. UF led for 00:00. Game was tied for 00:59.

Score tied - 0 times.
Lead changed - 0 times.

Official Basketball Box Score -- Game Totals -- Final Statistics

Florida vs Kansas

12/5/14 8:15 p.m. at Lawrence, Kan. (Allen Fieldhouse)

Florida 65 • 3-4

#	Player		Total		3-Ptr	Rebounds			PF	TP	A	TO	Blk	Stl	Min			
			FG-FGA	FG-FGA		FT-FTA	Off	Def								Tot		
03	Robinson, Devin	f	4-9	2-3	3-4	2	3	5	5	13	0	4	1	1	28			
10	Finney-Smith, Dorian	f	3-8	1-3	0-0	1	2	3	3	7	2	2	1	0	31			
21	Horford, Jon	c	4-9	0-5	2-2	2	3	5	4	10	1	0	0	2	24			
00	Hill, Kasey	g	2-9	1-3	0-0	0	2	2	1	5	8	2	0	0	32			
20	Frazier, Michael	g	4-10	2-5	0-0	1	3	4	3	10	2	2	0	1	34			
11	Chiozza, Chris		2-5	2-4	0-0	0	0	0	3	6	4	1	0	3	24			
23	Walker, Chris		5-6	0-0	2-4	1	4	5	2	12	0	1	1	0	15			
30	Kurtz, Jacob		1-1	0-0	0-0	1	0	1	3	2	1	2	0	0	12			
	Team					1	1	2										
Totals			25-57		8-23	7-10			9	18	27	24	65	18	14	3	7	200
FG % 1st Half: 15-28			53.6%	2nd half: 10-29	34.5%	Game: 25-57			43.9%									Deadball Rebounds 2
3FG % 1st Half: 4-13			30.8%	2nd half: 4-10	40.0%	Game: 8-23			34.8%									
FT % 1st Half: 5-6			83.3%	2nd half: 2-4	50.0%	Game: 7-10			70.0%									

2014-15 BOX SCORES

Official Basketball Box Score -- Game Totals -- Final Statistics Texas Southern vs Florida 12/12/14 7 p.m. at O'Connell Center - Gainesville, Fla.

Texas Southern 50 • 1-7

#	Player	Total			3-Ptr			Rebounds			PF	TP	A TO Blk			Stl	Min
		FG-FGA	FG-FGA	FT-FTA	Off	Def	Tot	Off	Def	Tot			A	TO	Blk		
02	Thomas,Chris	f	4-13	2-5	5-8	0	0	0	2	15	0	4	0	0	0	31	
11	Riley,Malcolm	f	0-5	0-1	1-2	3	3	6	3	1	0	1	0	0	3	26	
33	Shepherd,Nick	f	0-1	0-0	0-0	0	1	1	1	0	0	0	0	3	0	20	
01	Biggs,Deverell	g	6-13	2-5	4-4	0	3	3	2	18	2	4	0	0	1	35	
03	Gibbs,Madarious	g	1-6	0-2	1-3	0	3	3	3	2	3	0	1	1	1	34	
05	Bynum,Tyree		0-0	0-0	0-0	0	0	0	0	0	0	0	0	0	0	0+	
12	Collier,Tonnie		0-2	0-1	0-0	1	1	2	0	0	0	1	0	1	0	5	
15	Blanks,David		3-5	1-2	0-0	2	1	3	1	7	0	1	0	1	0	21	
20	Mack,Giovanni		0-0	0-0	0-0	0	0	0	0	0	0	0	0	0	0	0+	
24	Johnson,Nevin		3-6	0-3	0-0	2	1	3	1	6	0	1	0	0	0	23	
34	McCogle,Christian		0-0	0-0	0-0	0	1	1	0	0	0	0	0	1	1	5	
Team						7	3	10				1					
Totals			17-51	5-19	11-17	15	17	32	14	50	4	16	3	7	1	200	
FG % 1st Half:		9-26	34.6%	2nd half:	8-25	32.0%	Game:	17-51	33.3%	Deadball Rebounds							
3FG % 1st Half:		2-7	28.6%	2nd half:	3-12	25.0%	Game:	5-19	26.3%	4							
FT % 1st Half:		2-5	40.0%	2nd half:	9-12	75.0%	Game:	11-17	64.7%								

Florida 75 • 5-4

#	Player		Total			3-Ptr			Rebounds			PF	TP	A	TO	Blk	Stl	Min.
			FG-FGA	FG-FGA	FT-FTA	Off	Def	Tot	Off	Def	Tot							
03	Robinson, Devin	f	5-7	2-3	3-3	2	2	4	4	15	2	1	0	1	22			
10	Finney-Smith, Dorian	f	5-10	1-4	0-4	3	4	7	1	11	4	3	1	1	26			
21	Horford, Jon	c	5-7	0-0	0-1	2	4	6	1	10	0	0	1	1	18			
00	Hill, Kasey	g	3-6	0-0	0-0	1	2	3	2	6	7	2	0	0	34			
20	Frazier, Michael	g	3-8	2-7	3-3	0	3	3	3	11	3	2	0	3	28			
01	Carter, Eli		2-3	2-3	0-0	0	2	2	2	6	0	2	0	1	14			
11	Chiozza, Chris		1-3	0-2	0-0	1	0	1	0	2	1	0	1	0	19			
14	Edwards, Lexx		0-0	0-0	0-0	0	0	0	0	1	0	1	0	0	2			
23	Walker, Chris		6-12	0-0	0-0	2	0	2	0	12	0	1	4	0	16			
24	Hodskins, Zach		0-0	0-0	0-0	0	0	0	0	0	0	0	0	0	1			
30	Kurtz, Jacob		1-1	0-0	0-0	0	3	3	2	2	1	1	0	0	20			
Team						2	1	3										
Totals				31-57	7-19	6-11	13	21	34	16	75	19	12	7	7	200		
FG % 1st Half:			17-28	60.7%	2nd half:	14-29	48.3%	Game:	31-57	54.4%	Deadball Rebounds							
3FG % 1st Half:			4-9	44.4%	2nd half:	3-10	30.0%	Game:	7-19	36.8%	1							
FT % 1st Half:			1-2	50.0%	2nd half:	5-9	55.6%	Game:	6-11	54.5%								

Officials: Vladimir Voyard-Tadal, Sean Casey, Jim Burr
Technical fouls: Texas Southern-None. Florida-None.
Attendance: 9212

Score by periods	1st	2nd	Total
Texas Southern	22	28	50
Florida	39	36	75

Last FG - TXSO 2nd-04:31, UF 2nd-00:07.
Largest lead - TXSO None, UF by 25 2nd-02:42.
TXSO led for 00:00. UF led for 38:55. Game was tied for 00:58.

Score tied - 0 times.
Lead changed - 0 times.

Official Basketball Box Score -- Game Totals -- Final Statistics Jacksonville vs Florida 12/14/14 4 p.m. at O'Connell Center - Gainesville, Fla.

Jacksonville 34 • 2-9

#	Player	Total		3-Ptr		Rebounds					PF	TP	A TO Blk			Stl	Min
		FG-FGA		FG-FGA		Off	Def	Tot									
32	ADEYEYE, Josh	f	2-7	1-4	0-0	0	1	1	0	5	0	0	0	0	0	21	
34	GILL, Tim	c	1-5	0-0	1-2	2	2	4	1	3	0	1	0	1	0	24	
02	JONES, Shea	g	1-2	0-0	0-0	0	2	2	2	2	3	5	0	0	0	29	
22	MISTERS, Andris	g	2-7	2-3	0-0	0	2	2	1	6	0	2	0	1	1	34	
55	BABINEAUX, Kori	g	5-11	0-1	0-0	0	1	1	3	10	1	2	0	0	0	28	
00	BELL, Marcellous		0-0	0-0	0-0	0	0	0	0	0	0	0	0	0	0	2	
01	BOGUS, Jeremy		0-1	0-1	0-0	0	0	0	0	0	0	0	0	0	0	4	
11	EL MANASTERLY, Omar		0-0	0-0	0-0	0	0	0	1	0	0	0	0	0	0	6	
13	WHITE, Marcel		0-3	0-1	0-2	0	2	2	0	0	0	0	0	0	0	12	
14	MURRAY, Josh		0-0	0-0	0-0	0	0	0	0	0	0	0	0	0	0	2	
15	HOLDER, J.R.		3-5	1-1	1-2	2	1	3	0	8	0	1	0	1	0	22	
25	CLAYTON, Antwon		0-4	0-1	0-0	0	1	1	2	0	0	1	0	0	1	16	
Team						4	0	4									
Totals			14-45	4-12	2-6	8	12	20	10	34	4	12	0	3	1	200	
FG % 1st Half:		10-20	50.0%	2nd half:	4-25	16.0%	Game:	14-45	31.1%	Deadball Rebounds							
3FG % 1st Half:		3-4	75.0%	2nd half:	1-8	12.5%	Game:	4-12	33.3%	2							
FT % 1st Half:		1-2	50.0%	2nd half:	1-4	25.0%	Game:	2-6	33.3%								

Florida 79 • 6-4

#	Player		Total		3-Ptr		Rebounds			PF	TP	A TO Blk			Stl	Min
			FG-FGA	FG-FGA	FT-FTA	Off	Def	Tot	A			TO	Blk			
03	Robinson, Devin	f	1-3	1-3	0-0	0	3	3	1	3	3	1	0	0	0	18
10	Finney-Smith, Dorian	f	10-15	5-7	0-0	5	1	6	0	25	2	1	1	1	1	25
21	Horford, Jon	c	5-7	0-0	2-2	3	5	8	1	12	1	0	2	0	0	23
11	Chiozza, Chris	g	0-3	0-1	0-2	1	3	4	3	0	4	1	0	1	0	27
20	Frazier, Michael	g	8-14	6-11	0-0	2	4	6	0	22	1	2	0	2	0	29
00	Hill, Kasey		1-3	0-0	0-1	0	1	1	0	2	3	1	0	0	0	21
01	Carter, Eli		1-5	1-5	2-2	0	0	0	0	5	4	1	0	0	2	23
14	Edwards, Lexx		0-0	0-0	0-0	0	2	2	0	0	0	0	0	0	0	2
23	Walker, Chris		1-1	0-0	0-2	2	3	5	2	2	0	0	0	1	0	13
24	Hodskins, Zach		0-0	0-0	0-0	0	0	0	0	0	0	0	0	0	0	2
30	Kurtz, Jacob		3-4	0-0	2-2	1	2	3	1	8	0	2	0	3	1	17
Team						2	1	3								
Totals			30-55	13-27	6-11	16	25	41	8	79	18	9	4	9	1	200
FG % 1st Half:		13-30	43.3%	2nd half:	17-25	68.0%	Game:	30-55	54.5%	Deadball Rebounds						
3FG % 1st Half:		6-15	40.0%	2nd half:	7-12	58.3%	Game:	13-27	48.1%	2						
FT % 1st Half:		2-6	33.3%	2nd half:	4-5	80.0%	Game:	6-11	54.5%							

Officials: Anthony Jordan, John Hampton, Tony Henderson
Technical fouls: Jacksonville-None. Florida-None.
Attendance: 10123

Score by periods	1st	2nd	Total
Jacksonville	24	10	34
Florida	34	45	79

Last FG - FL 2nd-09:02, UF 2nd-00:47.
Largest lead - JU None, UF by 45 2nd-00:47.
JU led for 00:00. UF led for 39:42. Game was tied for 00:18.

Score tied - 0 times.
Lead changed - 0 times.

Official Basketball Box Score -- Game Totals -- Final Statistics Wake Forest vs Florida 12/20/14 5:06 pm at BB&T Center, Sunrise, FL

Wake Forest 50 • 5-6

#	Player		Total		3-Ptr		Rebounds			PF	TP	A	TO	Blk	Stl	Min
			FG-FGA	FG-FGA	FT-FTA	Off	Def	Tot								
02	Thomas, Devin	f	3-5	0-0	1-3	2	7	9	3	7	0	10	1	4	31	
13	Leonard,Darius	f	4-10	1-5	1-2	0	2	2	10	1	1	0	0	0	24	
33	Rountree,Aaron	f	1-3	1-1	0-0	0	1	1	3	5	3	0	0	0	27	
00	Miller-McIntyre,Codi	g	5-15	2-6	4-5	1	5	6	1	16	4	5	0	1	37	
01	Jones,Madison	g	0-0	0-0	1-5	0	6	6	3	1	2	2	2	1	29	
11	McClinton,Greg		1-4	0-0	3-4	3	0	3	3	5	1	3	0	0	16	
43	VanHorn,Trent		0-2	0-2	0-0	0	0	0	3	0	0	0	0	0	11	
44	Mitoglou,Dinos		3-7	2-5	0-0	1	1	2	1	8	0	0	0	0	25	
51	O'Brien,Grant		0-0	0-0	0-0	0	0	0	0	0	0	0	0	0	0+	
Team						2	5	7								
Totals			17-46	6-19	10-19	10	26	36	17	50	13	24	3	6	200	
FG % 1st Half: 7-24			29.2%	2nd half: 10-22	45.5%	Game: 17-36			37.0%	Deadball Rebounds 5						
3FG % 1st Half: 2-8			25.0%	2nd half: 4-11	36.4%	Game: 6-19			31.6%							
FT % 1st Half: 3-5			60.0%	2nd half: 7-14	50.0%	Game: 10-19			52.6%							

2014-15 BOX SCORES

Official Basketball Box Score -- Game Totals -- Final Statistics

UConn vs Florida

1/3/15 2 p.m. at O'Connell Center - Gainesville, Fla.

UConn 63 • 7-5, 0-1 AAC

#	Player		Total		3-Ptr		Rebounds			PF	TP	A TO Blk Stl				Min
			FG-FGA	FG-FGA	FT-FTA	Off	Def	Tot	A			TO	Blk	Stl		
12	FACEY, Kentan	f	1-2	0-0	0-0	2	2	4	4	2	0	2	1	0	22	
35	BRIMAH, Amida	c	1-3	0-0	1-1	3	7	10	4	3	0	0	2	1	32	
05	HAMILTON, Daniel	g	3-8	1-2	2-2	0	2	2	1	9	2	3	0	1	31	
11	BOATRIGHT, Ryan	g	2-11	2-6	8-9	1	5	6	3	14	6	4	0	1	39	
44	PURVIS, Rodney	g	4-9	3-5	0-2	0	5	5	1	11	0	2	0	0	21	
01	NOLAN, Phillip		1-2	0-0	0-0	0	0	0	2	2	0	1	0	0	6	
03	SAMUEL, Terrence		2-2	0-0	6-6	1	1	2	3	10	2	0	0	0	19	
10	CASSELL JR., Sam		0-0	0-0	0-0	0	0	0	1	0	0	0	0	0	5	
21	CALHOUN, Omar		5-8	2-4	0-0	0	2	2	2	12	0	1	0	0	25	
Team						1	2	3				1				
Totals			19-45	8-17	17-20	8	26	34	21	63	10	14	3	3	200	
FG % 1st Half: 10-24			41.7%	2nd half: 9-21	42.9%	Game: 19-45	42.2%								Deadball Rebounds	
3FG % 1st Half: 3-8			37.5%	2nd half: 5-9	55.6%	Game: 8-17	47.1%								1	
FT % 1st Half: 8-11			72.7%	2nd half: 9-9	100.0%	Game: 17-20	85.0%									

Florida 59 • 7-6

#	Player		Total			3-Ptr	Rebounds			PF	TP	A TO Blk Stl				Min
			FG-FGA	FG-FGA	FT-FTA	Off	Def	Tot	A			TO	Blk	Stl		
10	Finney-Smith, Dorian	f	5-11	4-8	5-8	2	3	5	2	19	3	2	0	2	30	
23	Walker, Chris	f	3-3	0-0	0-2	2	3	5	0	6	0	1	1	0	18	
00	Hill, Kasey	g	3-6	0-0	1-3	0	1	1	4	7	4	1	0	0	28	
11	Chiozza, Chris	g	2-4	2-3	1-2	1	3	4	2	7	3	1	0	2	27	
20	Frazier, Michael	g	3-10	2-6	0-0	2	3	5	3	8	1	1	0	1	30	
01	Carter, Eli		0-5	0-3	0-0	0	0	0	3	0	2	2	0	1	16	
03	Robinson, Devin		2-4	1-3	0-1	0	1	1	1	5	1	0	0	0	12	
05	Murphy, Alex		1-3	0-0	0-2	0	1	1	1	2	0	1	0	0	14	
21	Horford, Jon		1-3	0-1	0-0	0	1	1	3	2	0	0	0	0	9	
30	Kurtz, Jacob		1-1	0-0	1-2	2	1	3	0	3	1	0	0	1	16	
Team						0	3	3								
Totals				21-50	9-24	8-20	9	20	29	19	59	15	9	1	7	200
FG % 1st Half: 13-25			52.0%	2nd half: 8-25	32.0%	Game: 21-50	42.0%									Deadball Rebounds 6
3FG % 1st Half: 4-14			35.7%	2nd half: 4-10	40.0%	Game: 9-24	37.5%									
FT % 1st Half: 6-12			50.0%	2nd half: 2-8	25.0%	Game: 8-20	40.0%									

Officials: Ron Groover, Don Daily, Michael Roberts
Technical fouls: UConn-None. Florida-None.
Attendance: 11041

Score by periods	1st	2nd	Total
UConn	31	32	63
Florida	37	22	59

Last FG - UCONN 2nd-03:25, UF 2nd-00:06.

Largest lead - UCONN by 5 2nd-00:12, UF by 13 2nd-17:24.

UConn led for 05:07. UF led for 31:59. Game was tied for 02:54.

Score tied - 2 times.
Lead changed - 1 time.

Official Basketball Box Score -- Game Totals -- Final Statistics

Florida vs South Carolina

1/7/14 7 p.m. ET at Columbia, S.C. (Colonial Life Arena)

Florida 72 • 8-6, 1-0 SEC

#	Player		Total		3-Ptr		Rebounds			PF	TP	A TO Blk Stl				Min
			FG-FGA	FG-FGA	FT-FTA	Off	Def	Tot	A			TO	Blk	Stl		
03	Robinson, Devin	f	1-5	0-2	2-2	0	3	3	3	4	2	2	0	1	17	
10	Finney-Smith, Dorian	f	7-12	2-6	4-5	2	5	7	4	20	2	1	1	2	29	
23	Walker, Chris	c	2-5	0-1	0-0	1	3	4	1	4	0	3	3	0	20	
00	Hill, Kasey	g	2-5	0-0	5-7	1	0	1	5	9	1	6	0	0	25	
11	Chiozza, Chris	g	0-2	0-0	0-0	2	1	3	5	0	0	0	0	1	25	
01	Carter, Eli		2-5	0-3	2-2	1	3	4	3	6	3	3	0	1	20	
05	Murphy, Alex		2-5	0-2	0-0	1	1	2	1	4	1	0	0	0	11	
20	Frazier, Michael		4-7	3-5	6-7	0	1	1	1	17	2	2	0	0	29	
30	Kurtz, Jacob		1-3	0-0	6-7	3	3	6	1	8	3	0	0	2	24	
Team						3	3	6								
Totals				21-49	5-19	25-30	14	23	37	24	72	14	17	4	7	200
FG % 1st Half:			11-24	45.8%	2nd half:	10-25	40.0%	Game:	21-49	42.9%						Deadball Rebound 2
3FG % 1st Half:			2-8	25.0%	2nd half:	3-11	27.3%	Game:	5-19	26.3%						
FT % 1st Half:			7-10	70.0%	2nd half:	18-20	90.0%	Game:	25-30	83.3%						

South Carolina 68 • 9-4, 0-1 SEC

#	Player		Total		3-Ptr	Rebounds				PF	TP	A TO Blk Stl				Min
			FG-FGA	FG-FGA	FT-FTA	Off	Def	Tot	A			TO	Blk	Stl		
14	CHATKEVICIUS, L.	f	3-6	0-1	2-2	0	1	1	3	8	0	0	2	0	21	
21	HENRY, Demetrius	f	3-7	0-0	0-1	1	3	4	1	6	0	0	1	1	31	
00	THORNWELL, Sindarius	g	1-4	1-2	2-2	0	0	0	5	5	2	1	0	0	18	
04	JOHNSON, Tyrone	g	5-10	1-2	9-9	1	4	5	1	20	3	1	0	1	31	
10	NOTICE, Duane	g	1-7	1-3	2-2	0	2	2	1	5	2	2	0	0	27	
01	STROMAN, Marcus		2-5	0-1	3-5	0	0	0	3	7	3	4	0	2	29	
20	MCKIE, Justin		1-2	0-0	4-4	1	1	2	2	6	0	2	1	0	15	
24	CARRERA, Michael		1-2	0-0	0-0	2	0	2	2	2	0	0	1	0	5	
25	KACINAS, Mindaugas		3-6	2-4	1-2	1	4	5	2	9	1	1	0	0	23	
Team						1	1	2								
Totals				20-49	5-13	23-27	7	16	23	20	68	11	11	5	4	200
FG % 1st Half: 12-24 50.0%			2nd half: 8-25 32.0%			Game: 20-49 40.8%			Deadball Rebound							
3FG % 1st Half: 3-5 60.0%			2nd half: 2-8 25.0%			Game: 5-13 38.5%										
FT % 1st Half: 7-10 70.0%			2nd half: 16-17 94.1%			Game: 23-27 85.2%			3,1							

Officials: Anthony Jordan, Ted Valentine, Tim Gattis
Technical fouls: Florida-None. South Carolina-None.
Attendance: 12181
2015 SEC Opener

Score by periods	1st	2nd	Total
Florida	31	41	72
South Carolina	34	34	68

Last FG - UF 2nd-03:19, SC 2nd-00:06.

Largest lead - UF by 11 1st-14:15, SC by 6 2nd-18:24.

UF led for 27:36. SC led for 08:52. Game was tied for 03:27.

Score tied - 7 times.
Lead changed - 4 times.

Official Basketball Box Score -- Game Totals -- Final Statistics

Mississippi State vs Florida

1/10/15 7 p.m. at O'Connell Center - Gainesville, Fla.

Mississippi State 47 • 7-8, 0-2 SEC

#	Player		Total		3-Ptr	Rebounds			PF	TP	A TO Blk Stl				Min
			FG-FGA	FG-FGA	FT-FTA	Off	Def	Tot			A	TO	Blk	Stl	
22	Fallou Ndoye	f	0-1	0-0	0-0	0	0	0	2	0	0	3	1	1	13
33	Oliver Black	f	0-0	0-0	0-0	0	1	1	0	0	0	0	0	0	11
15	I.J. Ready	g	4-8	2-3	0-0	0	0	0	0	10	5	0	0	1	27
23	Travis Daniels	g	0-4	0-2	0-0	2	0	2	4	0	0	1	0	1	14
32	Craig Sword	g	2-5	0-1	1-2	1	3	4	0	5	0	3	1	0	26
01	Fred Thomas		3-5	2-4	2-3	1	4	5	1	10	1	1	1	0	16
02	Demetrius Houston		2-5	1-1	0-0	0	1	1	3	5	0	3	0	1	21
03	Trivante Bloodman		0-2	0-0	0-0	0	1	1	2	0	2	2	0	0	14
05	Isaiah Butler		0-0	0-0	0-0	0	0	0	0	0	0	0	0	0	2
10	Jeffery Johnson		0-0	0-0	0-0	0	0	0	0	0	0	0	0	1	2
20	Gavin Ware		2-5	0-0	2-2	2	6	8	1	6	0	1	0	0	27
25	Roquez Johnson		4-9	0-0	3-6	2	3	5	2	11	0	1	0	0	27
Team						1	0	1							
Totals			17-44	5-11	8-13	9	19	28	15	47	8	15	3	5	200
FG % 1st Half:		7-23	30.4%	2nd half:	10-21	47.6%	Game:	17-44	38.6%	Deadball					
3FG % 1st Half:		1-6	16.7%	2nd half:	4-5	80.0%	Game:	5-11	45.5%	Rebounds					
FT % 1st Half:		4-6	66.7%	2nd half:	4-7	57.1%	Game:	8-13	61.5%	1					

2014-15 BOX SCORES

Official Basketball Box Score -- Game Totals -- Final Statistics Florida vs Georgia 01/17/15 2:00 p.m. at Stegeman Coliseum - Athens, Ga.

Florida 61 • 10-7 (3-1)

#	Player		Total		3-Ptr		Rebounds			PF	TP	A TO Blk Stl				Min
			FG-FGA	FG-FGA	FT-FTA	Off	Def	Tot	A			TO	Blk	Stl		
03	Robinson, Devin	f	4-7	1-1	2-3	2	1	3	0	11	0	2	0	1	1	19
10	Finney-Smith, Dorian	f	5-13	1-4	0-0	1	5	6	3	11	3	2	0	2	25	
23	Walker, Chris	f	1-3	0-0	0-2	4	2	6	4	2	0	1	0	0	17	
00	Hill, Kasey	g	3-5	1-1	1-2	0	0	0	4	8	3	3	0	0	26	
11	Chiozza, Chris	g	1-2	0-1	2-4	0	2	2	0	4	1	3	0	1	25	
01	Carter, Eli		2-4	0-2	1-1	0	2	2	2	5	2	3	0	1	23	
05	Murphy, Alex		1-2	0-1	0-0	0	1	1	0	2	0	0	0	0	10	
14	Edwards, Lexx		0-0	0-0	0-0	0	0	0	1	0	0	0	0	0	0+	
20	Frazier, Michael		4-8	2-5	0-0	1	3	4	1	10	1	2	0	1	23	
21	Horford, Jon		0-1	0-1	0-0	0	0	0	2	0	0	0	0	0	8	
30	Kurtz, Jacob		3-3	0-0	2-2	0	1	1	2	8	0	1	0	1	24	
Team						0	1	1					2			
Totals			24-48	5-16	8-14	8	18	26	19	61	10	19	0	7	200	

FG % 1st Half: 12-24 50.0% 2nd half: 12-24 50.0% Game: 24-48 50.0%
3FG % 1st Half: 1-5 20.0% 2nd half: 4-11 36.4% Game: 5-16 31.3%
FT % 1st Half: 6-9 66.7% 2nd half: 2-5 40.0% Game: 8-14 57.1%

Georgia 73 • 11-5 (2-2)

#	Player	Total			3-Ptr			Rebounds			PF	TP	A TO Blk Stl				Min
		FG-FGA	FG-FGA	FT-FTA	Off	Def	Tot	Off	Def	Tot			A	TO	Blk	Stl	
02	Thornton, Marcus	f	7-8	0-0	2-4	1	5	6	1	16	2	0	1	3	31		
42	Djurisic, Nemanja	f	2-3	0-1	4-8	0	4	4	2	8	0	3	1	1	30		
04	Mann, Charles	g	2-6	0-2	6-9	0	3	3	3	10	3	3	0	2	31		
12	Gaines, Kenny	g	5-8	4-5	2-2	0	0	0	2	16	2	3	0	2	30		
30	Frazier, J.J.	g	3-7	3-4	2-2	1	2	3	3	11	6	0	0	1	27		
01	Maten, Yante		1-1	0-0	2-2	2	1	3	2	4	1	1	1	1	15		
03	Parker, Juwan		0-3	0-2	1-2	1	0	1	0	1	0	2	0	0	6		
10	Echols, Taylor		0-0	0-0	0-0	0	1	1	0	0	0	0	0	0	4		
11	Forté, Cameron		2-4	0-0	0-0	2	1	3	1	4	0	3	1	1	23		
24	Kessler, Houston		1-1	1-1	0-0	0	0	0	0	3	0	0	0	0	3		
	Team					1	1	2					1				
Totals			23-41	8-15	19-29	8	18	26	14	73	14	16	4	11	200		

FG % 1st Half: 12-24 50.0% 2nd half: 11-17 64.7% Game: 23-41 56.1%
3FG % 1st Half: 5-9 55.6% 2nd half: 3-6 50.0% Game: 8-15 53.3%
FT % 1st Half: 7-10 70.0% 2nd half: 12-19 63.2% Game: 19-29 65.5%

Officials: Joe DeRosa, Willi CJ Washington, Garrick Shannon
Technical fouls: Florida-None. Georgia-None.
Attendance: 10523

Score by periods	1st	2nd	Total
Florida	31	30	61
Georgia	36	37	73

Last FG - UF 2nd-00:09, UGA 2nd-03:14.
Largest lead - UF None, UGA by 15 1st-13:28.
UF led for 00:00. UGA led for 38:55. Game was tied for 01:05.

Score tied - 0 times.
Lead changed - 0 times.

Official Basketball Box Score -- Game Totals -- Final Statistics LSU vs Florida 1/20/15 7 p.m. at O'Connell Center - Gainesville, Fla.

LSU 79 • 14-4, 3-2 SEC

#	Player	Total			3-Ptr		Rebounds					PF	TP	A TO Blk Stl				Min
		FG-FA	FG-FGA	FT-FTA	Off	Def	Tot	Off	Def	Tot	A			TO	Blk	Stl		
01	MARTIN, Jarell	f	7-15	1-1	7-8	2	6	8	2	22	2	2	0	1	0	39		
25	MICKEY, Jordan	f	4-10	0-0	6-6	4	10	14	3	14	3	1	1	0	0	35		
22	MALONE, Darcy	c	1-1	0-0	0-0	0	0	0	4	2	0	0	0	0	0	13		
04	HORNSBY, Keith	g	6-12	3-6	0-0	1	2	3	2	15	1	4	0	2	34			
05	GRAY, Josh	g	2-3	1-1	0-0	0	0	0	1	5	1	4	0	0	17			
15	PATTERSON, Jalyne		2-4	2-3	0-0	0	4	4	0	6	2	1	0	1	28			
20	BRIDGEWATER, Brian		0-0	0-0	0-0	0	0	0	0	0	0	1	0	1	2			
31	ODO, John		0-0	0-0	0-0	0	0	0	0	0	0	0	0	0	0+			
55	QUARTERMAN, Tim		5-7	1-2	4-4	0	5	5	3	15	8	3	0	1	32			
Team						0	1	1										
Totals			27-52	8-13	17-18	7	28	35	15	79	17	16	1	6	200			
FG % 1st Half: 14-28		50.0%	2nd half: 13-24	54.2%	Game: 27-52	51.9%											Deadball Rebounds 1	
3FG % 1st Half: 5-8		62.5%	2nd half: 3-5	60.0%	Game: 8-13	61.5%												
FT % 1st Half: 4-4		100.0%	2nd half: 13-14	92.9%	Game: 17-18	94.4%												

Florida 61 • 10-8, 3-2 SEC

#	Player		Total			3-Ptr			Rebounds			PF	TP	A	TO	Blk	Stl	Min
			FG-FGA	FG-FGA	FT-FTA	Off	Def	Tot										
03	Robinson, Devin	f	2-5	0-1	2-4	0	1	1	1	6	0	1	0	0	15			
30	Kurtz, Jacob	f	2-4	0-0	0-0	2	1	3	3	4	1	2	0	1	15			
21	Horford, Jon	c	2-6	0-1	0-0	1	2	3	3	4	1	1	0	0	18			
00	Hill, Kasey	g	4-9	1-2	0-0	0	1	1	3	9	4	2	2	2	33			
20	Frazier, Michael	g	2-6	2-4	2-2	1	4	5	2	8	1	0	0	1	33			
01	Carter, Eli		2-7	0-3	0-0	1	0	1	0	4	0	1	0	0	12			
05	Murphy, Alex		3-5	0-1	4-4	2	0	2	0	10	0	0	1	0	12			
10	Finney-Smith, Dorian		4-13	0-2	2-4	4	4	8	2	10	2	5	0	1	26			
11	Chiozza, Chris		0-3	0-2	0-0	0	1	1	0	0	3	0	0	2	24			
23	Walker, Chris		2-2	0-0	2-3	1	3	4	3	6	0	1	0	2	12			
Team						0	1	1										
Totals				23-60	3-16	12-17	12	18	30	17	61	12	13	3	9	200		
FG % 1st Half: 12-27			44.4%	2nd half: 11-33	33.3%	Game: 23-60			38.3%	Deshaun								
3FG % 1st Half: 0-5			0.0%	2nd half: 3-11	27.3%	Game: 3-16			18.8%	Rebounds								
FT % 1st Half: 8-12			66.7%	2nd half: 4-5	80.0%	Game: 12-17			70.6%	2								

Officials: Lee Cassell, Jamie Luckie, Jeffery Clark
Technical fouls: LSU-None. Florida-None.
Attendance: 10160

Score by periods	1st	2nd	Total
LSU	37	42	79
Florida	32	29	61

Last FG - LSU 2nd-00:48, UF 2nd-03:03.
Largest lead - LSU by 18 2nd-00:48, UF by 3 1st-15:06.
LSU led for 32:27, UF led for 03:20. Game was tied for 04:13.

Score tied - 7 times.
Lead changed - 3 times.

Official Basketball Box Score -- Game Totals -- Final Statistics Florida vs Ole Miss 1/24/15 5 PM at Oxford, Miss./Tad Smith Coliseum

Florida 71 • 10-9, 3-3 SEC

#	Player	Total			3-Ptr	Rebounds					PF	TP	A	TO	Blk	Stl	Min
		FG-FGA	FG-FGA	FT-FTA	Off	Def	Tot										
10	Finney-Smith, Dorian	f	5-10	4-5	1-4	1	5	6	5	15	2	5	1	1	30		
21	Horford, Jon	c	0-1	0-0	1-2	1	1	2	1	1	0	1	0	0	8		
00	Hill, Kasey	g	0-3	0-0	1-4	0	0	0	4	1	6	4	0	0	21		
01	Carter, Eli	g	2-6	1-4	3-4	0	6	6	3	8	3	2	0	0	29		
20	Frazier, Michael	g	7-11	6-8	7-7	1	4	5	2	27	3	0	0	0	37		
03	Robinson, Devin		2-4	1-2	0-1	0	1	1	1	5	1	0	0	0	19		
05	Murphy, Alex		1-3	0-0	2-2	0	1	1	0	4	0	0	0	0	10		
11	Chiozza, Chris		0-1	0-1	0-0	0	2	2	1	0	2	0	0	0	14		
23	Walker, Chris		2-4	0-0	0-0	0	1	1	0	4	0	0	0	0	13		
30	Kurtz, Jacob		3-3	0-0	0-0	0	2	2	0	6	1	1	0	0	19		
Team						1	2	3									
Totals			22-46	12-20	15-24	4	25	29	17	71	18	13	1	1	200		
FG % 1st Half: 13-25 52.0% 2nd half: 9-21 42.9% Game: 22-46 47.8% Deadball																	
3FG % 1st Half: 7-10 70.0% 2nd half: 5-10 50.0% Game: 12-20 60.0% Rebounds																	
FT % 1st Half: 3-5 60.0% 2nd half: 12-19 63.2% Game: 15-24 62.5% 5																	

Ole Miss 72 • 12-7, 3-3 SEC

#	Player		Total		3-Ptr		Rebounds			PF	TP	A	TO	Blk	Stl	Min
			FG-FGA	FT-FTA	Off	Def	Tot									
04	Rhett, M.J.	f	4-6	0-0	0-0	1	1	2	1	8	0	1	1	0	25	
11	Salz, Sebastian	f	0-2	0-0	0-0	0	1	1	3	0	0	1	0	0	11	
01	Newby, Martavious	g	1-1	0-0	0-0	1	1	2	2	2	0	1	0	0	11	
32	Summers, Jarvis	g	5-11	1-4	5-6	0	0	0	0	16	8	1	0	1	33	
42	Moody, Stefan	g	2-10	0-5	2-2	0	2	2	4	6	4	2	0	1	31	
00	Lawrence, Roderick		0-2	0-2	0-0	0	0	0	0	0	0	1	0	0	4	
03	Smith, Terence		3-7	3-6	2-2	0	3	3	0	11	2	0	0	0	15	
10	White, LaDarius		4-5	1-1	4-5	0	5	5	2	13	0	1	0	0	26	
13	Perez, Anthony		1-3	1-3	3-4	1	4	5	4	6	1	0	0	0	12	
23	Coleby, Dwight		5-8	0-0	0-0	2	4	6	1	10	0	0	4	0	28	
34	Jones, Aaron		0-1	0-0	0-0	1	0	1	1	0	0	1	0	0	4	
Team						1	2	3								
Totals				25-56	6-21	16-19	7	23	30	18	72	15	9	5	2	200
FG % 1st Half: 12-29			41.4%	2nd half: 13-27	48.1%	Game: 25-56			44.6%	Deadball Rebounds 2.1						
3FG % 1st Half: 3-10			30.0%	2nd half: 3-11	27.3%	Game: 6-21			28.6%							
FT % 1st Half: 3-5			60.0%	2nd half: 13-14	92.9%	Game: 16-19			84.2%							

2014-15 BOX SCORES

Official Basketball Box Score -- Game Totals -- Final Statistics
Arkansas vs Florida
1/31/15 1 p.m. at O'Connell Center - Gainesville, Fla.

Arkansas 56 • 16-5, 5-3 SEC

#	Player		Total		3-Ptr	Rebounds			PF	TP	A TO Blk Stl				Min	
			FG-FGA	FG-FGA	FT-FTA	Off	Def	Tot			A	TO	Blk	Stl		
02	Harris, Alandise	f	1-4	0-2	1-2	0	4	4	3	2	6	1	0	25		
10	Portis, Bobby	f	9-15	0-1	3-4	3	7	10	2	21	1	0	2	32		
00	Madden, Rashad	g	2-8	1-4	0-0	2	6	8	2	5	3	2	0	31		
24	Qualls, Michael	g	2-10	0-3	1-1	4	1	5	3	5	1	4	0	29		
31	Beard, Anton	g	4-8	2-4	0-0	2	1	3	2	10	1	3	0	31		
04	Durham, Jabril		0-1	0-0	0-0	1	1	2	0	0	0	0	0	10		
05	Bell, Anthlon		0-4	0-2	0-0	0	0	0	1	0	2	0	0	8		
21	Watkins, Manuale		2-2	0-0	0-0	0	1	1	2	4	1	0	0	11		
22	Williams, Jacorey		2-6	0-0	0-0	0	1	2	1	4	0	0	1	15		
33	Kingsley, Moses		2-2	0-0	0-0	0	0	0	1	4	0	1	0	8		
	Team					0	1	1								
Totals			24-60	3-16	5-7	13	23	36	18	56	11	16	4	6	200	
FG % 1st Half:		12-29	41.4%	2nd half:	12-31	38.7%	Game:	24-60	40.0%							Deadball
3FG % 1st Half:		2-8	25.0%	2nd half:	1-8	12.5%	Game:	3-16	18.8%							Rebounds
FT % 1st Half:		1-1	100.0%	2nd half:	4-6	66.7%	Game:	5-7	71.4%							0

Florida 57 • 12-9, 5-3 SEC

#	Player		Total		3-Ptr	Rebounds			PF	TP	A TO Blk Stl				Min
			FG-FGA	FG-FGA	FT-FTA	Off	Def	Tot			A	TO	Blk	Stl	
10	Finney-Smith, Dorian	f	6-13	1-4	3-5	4	5	9	2	16	4	3	0	1	29
21	Horford, Jon	c	3-3	0-0	2-2	3	4	7	2	8	0	1	3	0	23
00	Hill, Kasey	g	1-7	1-3	4-8	0	8	8	0	7	2	1	0	2	29
01	Carter, Eli	g	2-12	2-7	0-0	0	2	2	1	6	2	0	0	0	25
20	Frazier, Michael	g	2-9	0-5	2-2	2	2	4	1	6	1	0	0	2	28
03	Robinson, Devin		1-3	0-2	1-2	0	0	0	1	3	0	0	0	0	10
05	Murphy, Alex		1-1	0-0	0-0	0	1	1	1	2	0	2	0	0	8
11	Chiozza, Chris		1-3	0-1	0-0	0	0	0	1	2	1	2	0	0	24
23	Walker, Chris		0-0	0-0	1-2	0	2	2	1	1	0	2	0	1	9
30	Kurtz, Jacob		1-1	0-0	4-4	2	1	3	1	6	1	3	0	1	15
	Team					3	0	3							
Totals			18-52	4-22	17-25	14	25	39	11	57	11	14	3	7	200
FG % 1st Half:			11-30	36.7%	2nd half:	7-22	31.8%	Game:	18-52	34.6%					Deadball
3FG % 1st Half:			3-13	23.1%	2nd half:	1-9	11.1%	Game:	4-22	18.2%					Rebounds
FT % 1st Half:			4-8	50.0%	2nd half:	13-17	76.5%	Game:	17-25	68.0%					5

Officials: Tony Greene, John Hampton, Tim Gattis
Technical fouls: Arkansas-None. Florida-None.
Attendance: 11861

Score by periods	1st	2nd	Total
Arkansas	27	29	56
Florida	29	28	57

Last FG - AR 2nd-00:10, UF 2nd-03:50.
Lastest lead - AR hv 6 1st-18:20 Uf hv 9 2nd-06:24

Score tied - 6 times.
Lead changed - 9 times.

Official Basketball Box Score -- Game Totals -- Final Statistics
Florida vs Vanderbilt
2/3/15 8 p.m. at Nashville, Tenn. (Memorial Gym)

Florida 61 • 12-10, 5-4 SEC

#	Player		Total		3-Ptr	Rebounds			PF	TP	A TO Blk Stl				Min	
			FG-FGA	FG-FGA	FT-FTA	Off	Def	Tot			A	TO	Blk	Stl		
10	Finney-Smith, Dorian	f	2-6	0-1	0-0	2	2	4	5	4	0	0	1	1	27	
21	Horford, Jon	c	0-1	0-0	4-4	3	1	4	2	4	0	0	0	0	20	
00	Hill, Kasey	g	2-7	0-1	1-2	1	1	2	3	5	1	1	0	0	20	
01	Carter, Eli	g	5-17	2-9	0-0	0	3	3	2	12	1	0	0	1	29	
20	Frazier, Michael	g	6-10	4-6	5-5	1	4	5	3	21	1	4	0	6	34	
03	Robinson, Devin		1-6	0-0	0-2	0	1	1	1	2	0	0	0	0	13	
05	Murphy, Alex		3-5	0-1	0-0	1	2	3	5	6	0	1	1	0	14	
11	Chiozza, Chris		0-1	0-1	2-2	0	1	1	1	2	4	2	0	1	19	
23	Walker, Chris		0-0	0-0	0-0	0	1	1	3	0	0	0	0	0	9	
30	Kurtz, Jacob		2-4	0-0	1-1	0	1	1	1	5	0	0	0	1	15	
	Team					1	0	1								
Totals			21-57	6-19	13-16	9	17	26	26	61	7	8	2	10	200	
FG % 1st Half:			9-28	32.1%	2nd half:	12-29	41.4%	Game:	21-57	36.8%						Deadball
3FG % 1st Half:			1-8	12.5%	2nd half:	5-11	45.5%	Game:	6-19	31.6%						Rebounds
FT % 1st Half:			4-4	100.0%	2nd half:	9-12	75.0%	Game:	13-16	81.3%						1

Vanderbilt 67 • 12-10, 2-7 SEC

#	Player	Total		3-Ptr	Rebounds						PF	TP	A TO Blk Stl				Min
		FG-FGA	FG-FGA	FT-FTA	Off	Def	Tot	A	TO	Blk			Stl				
11	ROBERSON, Jeff	f	3-4	0-0	2-6	3	1	4	3	8	3	1	0	1	32		
35	SIKAM, James	f	1-1	0-0	10-11	5	6	11	2	12	2	1	5	1	36		
30	JONES, Damian	c	4-8	0-0	5-10	2	5	7	1	13	1	1	4	0	35		
04	BALDWIN IV, Wade	g	2-10	1-4	6-7	0	5	5	2	11	5	6	0	3	35		
13	LACHANCE, Riley	g	4-10	4-7	3-4	1	5	6	4	15	0	5	0	1	28		
00	MITCHELL, Shelton		1-3	0-2	0-0	0	2	2	1	2	0	4	0	0	12		
03	KORNET, Luke		0-0	0-0	2-2	0	1	1	2	2	1	0	0	0	9		
05	FISHER-DAVIS, Matthe		1-4	1-3	1-2	0	0	0	1	4	0	0	0	0	13		
	Team					2	4	6									
Totals			16-40	6-16	29-42	13	29	42	16	67	12	18	9	6	200		
FG % 1st Half:		9-22	40.9%	2nd half:	7-18	38.9%	Game:	16-40	40.0%							Deadball	
3FG % 1st Half:		2-7	28.6%	2nd half:	4-9	44.4%	Game:	6-16	37.5%							Rebounds	
FT % 1st Half:		11-18	61.1%	2nd half:	18-24	75.0%	Game:	29-42	69.0%							7	

Officials: Antinio Petty, Anthony Jordan, Willi CJ Washington
Technical fouls: Florida-None. Vanderbilt-None.
Attendance: 9815

Score by periods	1st	2nd	Total
Florida	23	38	61
Vanderbilt	31	36	67

Last FG - UF 2nd-02:45, VU 2nd-01:36.
Largest lead - UF None, VU by 15 1st-12:22.
UF led for 00:00. VU led for 37:42. Game was tied for 01:36.

Points	In Paint	Off T/O	2nd Chance	Fast Break	Bench
UF	24	14	10	10	15
VU	18	9	14	6	8

Score tied - 0 times.
Lead changed - 0 times.

MISCELLANEOUS STATS

Times Led UF in Scoring*

<i>*Includes times tied</i>	Season	Career
Dorian Finney-Smith	10	14
Michael Frazier II	5	15
Eli Carter	3	3
Devin Robinson	3	3
Kasey Hill	2	2
Alex Murphy	1	1

Times Led UF in Rebounding*

<i>*Includes times tied</i>	Season	Career
Dorian Finney-Smith	10	28
Michael Frazier II	5	10
Jacob Kurtz	5	6
Chris Walker	4	5
Jon Horford	4	4
Devin Robinson	2	2
Eli Carter	1	1
DeVon Walker	0	1

Times Led UF in Assists*

<i>*Includes times tied</i>	Season	Career
Kasey Hill	15	31
Dorian Finney-Smith	4	9
Eli Carter	4	4
Chris Chiozza	4	4
Jacob Kurtz	3	3
Michael Frazier II	1	2

Double-Figure Scoring Games

	Season	Career
Michael Frazier II	17	50
Dorian Finney-Smith	15	29
Jon Horford	6	6
Eli Carter	5	5
Devin Robinson	4	4
Chris Walker	4	4
Kasey Hill	3	6
Chris Chiozza	2	2
Jacob Kurtz	1	1
Alex Murphy	1	1
DeVon Walker	0	2

20-Point Games

	Season	Career
Michael Frazier II	4	8
Dorian Finney-Smith	2	3
Eli Carter	2	2
Kasey Hill	1	1

Double-Figure Rebounding Games

	Season	Career
Jon Horford	1	1
Jacob Kurtz	1	1
Dorian Finney-Smith	0	5

Double-Doubles

	Season	Career
Jon Horford	1	1
Dorian Finney-Smith	0	2

Dunks (Season Total: 53)

	Season	Career
Dorian Finney-Smith	18	32
Chris Walker	13	18
Devin Robinson	9	9
Jon Horford	7	7
Alex Murphy	3	3
Michael Frazier II	1	4
Kasey Hill	1	1
Jacob Kurtz	1	1
DeVon Walker	0	2

Charges Drawn (Season Total: 27)

	Season	Career
Jacob Kurtz	9	9
Eli Carter	6	6
Michael Frazier II	3	3
Alex Murphy	3	3
Devin Robinson	3	3
Chris Chiozza	2	2
Chris Walker	1	1
Billy Donovan	0	1

Bench Scoring

Opponents	364
Florida	457

Point Distribution (%)

Freshmen	212 (14.6%)
Sophomores	266 (18.3%)
Juniors	742 (51.1%)
Seniors	232 (16.0%)
TOTAL	1,452 pts

Technical Fouls

Opponents	1
Florida	0

Technical Foul Free Throws

Opponents	0-0
Florida	2-2

Jump Balls Controlled

Opponents	14
Florida	9

First-Half Timeouts Called

Opponents	29
Florida	25

3-Second Violations

Opponents	1
Florida	2

Shot Clock Expired

Opponents	6
Florida	8

5-Second Violation (inbounds)

Opponents	1
Florida	1

5-Second Violation (guarding)

Opponents	0
Florida	0

10-Second Violation

Opponents	0
Florida	0

Backcourt Violation

Opponents	0
Florida	1

Florida's First Sub*

<i>*Includes all when multiple players enter</i>	
Chris Chiozza	7
Jacob Kurtz	7
Chris Walker	6
Eli Carter	4
Devin Robinson	3
Dorian Finney-Smith	2
Alex Murphy	2
Michael Frazier II	1
Jon Horford	1

Scored UF's First Points

Michael Frazier II	6
Jon Horford	5
Kasey Hill	4
Devin Robinson	3
Dorian Finney-Smith	2
Jacob Kurtz	1
Alex Murphy	

How Scored UF's First Points

Layup	9
3-Pointer	7
Jump Shot	3
Free Throw	2
Dunk	1

Three-Point Plays

	Season	Career
Michael Frazier II	3-3	5-5
Kasey Hill	3-5	3-8
Dorian Finney-Smith	3-5	10-16
Devin Robinson	3-7	3-7
Eli Carter	1-1	1-1
Alex Murphy	1-2	1-2
Jacob Kurtz	1-3	3-7
Chris Walker	0-3	1-5
Chris Chiozza	0-2	0-2
Jon Horford	0-1	0-1
DeVon Walker	0-0	0-1
TOTALS	15-32	27-55

Four-Point Plays

	Season	Career
Michael Frazier II	0-0	1-1
TOTALS	0-0	1-1

3-Pointer Streak - Team

Florida:	786 (at UK, 1/11/92)
Opponents:	546 (FAMU,12/04/99)

Players in Double Figures

Players	Games
1	2
2	9
3	7
4	3
5	1
6	0

Runs

Run	Occurences
8-0	10
9-0	2
10-0	4
11-0	5
12-0	1
13-0	1
14-0	1
15-0	5
16-0	0
17-0	0
18-0	0
19-0	0
20-0	0
21-0+	0

MISCELLANEOUS STATS

Lineups and Record

<i>Listed by position 1-5; Ordered by occurrences</i>		
Hill, Carter, Frazier, Finney-Smith, Horford	3-2	
Hill, Chiozza, Robinson, Finney-Smith, Walker	3-1	
Hill, Frazier, Robinson, Finney-Smith, Horford	3-1	
Hill, Frazier, Kurtz, Finney-Smith, Horford	1-1	
Hill, Frazier, Robinson, Kurtz, Horford	1-1	
Chiozza, Frazier, Robinson, Finney-Smith, Horford	1-0	
Hill, Carter, Frazier, Kurtz, Horford	0-1	
Hill, Chiozza, Frazier, Finney-Smith, Walker	0-1	
Hill, Frazier, Murphy, Finney-Smith, Horford	0-1	
Hill, Frazier, Robinson, Horford, C. Walker	0-1	

*Note: Streak stats below are consecutive **team** games. A player's streak starts over if he misses a game.*

Consecutive Games Played

Michael Frazier II 71; Kasey Hill 33; Chris Chiozza 22; Jacob Kurtz 22; Devin Robinson 22; Chris Walker 20; Dorian Finney-Smith 17; Alex Murphy 12; Eli Carter 11; Jon Horford 7

Consecutive Starts

Kasey Hill 10; Michael Frazier II 5; Jon Horford 5; Eli Carter 4; Dorian Finney-Smith 4

Consecutive Games Scored

Michael Frazier II 44; Kasey Hill 33; Dorian Finney-Smith 19; Devin Robinson 17; Alex Murphy 12; Eli Carter 9; Jon Horford 4; Chris Chiozza 3; Jacob Kurtz 2

Consecutive Games with a 3-Pointer

Eli Carter 4; Michael Frazier II 1

Consecutive Games with a Rebound

Michael Frazier II 29; Jacob Kurtz 22; Chris Walker 22; Dorian Finney-Smith 18; Alex Murphy 12; Eli Carter 9; Jon Horford 5; Kasey Hill 5; Chris Chiozza 1; Devin Robinson 1

Consecutive Games with an Assist

Kasey Hill 22; Michael Frazier II 10; Chris Chiozza 8; Eli Carter 2

Consecutive Games with a Steal

Dorian Finney-Smith 10; Michael Frazier II 2; Jacob Kurtz 2; Eli Carter 1; Chris Chiozza 1

Consecutive Made Free Throws

	Active Streak	Season High
Michael Frazier II	31	31
Eli Carter	2	13
Jon Horford	7	11
Kasey Hill	0	9
Dorian Finney-Smith	0	8
Jacob Kurtz	7	7
Alex Murphy	0	7
Devin Robinson	0	5
Chris Chiozza	4	4
Chris Walker	1	3
Billy Donovan	4	0

Scoring Margin

Largest Lead: 49, vs. Yale, 12/8/14

Largest Deficit: 18, vs. North Carolina, 11/28/14; vs. LSU, 1/20/15

Largest Deficit Overcome: 12, vs. Louisiana-Monroe, 11/21/14

Largest Lead Lost: 18, at Kansas, 12/5/14

Situational Records

	2014-15	Under Donovan
Controlling the Tip	5-7	261-91
Scoring First	7-5	283-86
Leading at Half	10-4	372-48
Trailing at Half	2-6	68-124
Tied at Half	0-0	17-7
Leading with 5:00 Left	11-2	425-30
Trailing with 5:00 Left	1-8	18-138
Tied with 5:00 Left	0-0	11-8
In Overtime	1-1	17-16
When UF Outrebounds Opponent	10-1	316-64
When UF is Outrebounded	2-8	123-105
When Rebounds are the Same	0-1	21-10
When UF Commits More Turnovers	2-3	136-110
When UF Forces More Turnovers	10-5	296-55
When Turnovers are the Same	0-2	26-13
When UF Has More Free Throw Attempts	7-1	325-56
When Opponent Has More Free Throw Attempts	5-8	115-116
When Free Throw Attempts are the Same	0-1	17-5
When UF Shoots 50% or Better from the Field	4-2	216-22
When UF Shoots Less Than 50% from the Field	8-8	243-156
When Opponent Shoots 50% or Better from the Field	0-2	23-62
When Opponent Shoots Less Than 50% from the Field	12-8	437-114
When UF Shoots Better Than Opponent from the Field	9-4	385-51
When Opponent Shoots Better Than UF from the Field	3-6	71-123
When UF Shoots 40% or Better from 3-Point Range	3-2	217-39
When UF Shoots Less Than 40% from 3-Point Range	9-8	239-138
When UF Shoots Better Than Opponent from 3-Point Range	6-3	313-54
When UF Shoots 80% or Better from the Line	2-1	96-30
When UF Shoots Less Than 80% from the Line	10-9	359-147
When UF Bench Outscores Opponent's	12-5	285-88
When Opponent Bench Outscores UF's	0-5	162-83
When Bench Scoring is the Same	0-0	12-7
Following a UF win	6-6	333-121
Following a UF loss	5-4	107-56
When 3 or More Players Score in Double Figures	3-5	372-114
When 4 or More Players Score in Double Figures	2-1	244-46
When 5 or More Players Score in Double Figures	1-0	95-7
In White Uniforms	9-5	334-65
In Blue Uniforms	3-5	100-93
In Black Uniforms	0-0	14-12
In Orange Uniforms	0-0	6-5
In Platinum (Gray) Uniforms	0-0	0-1
In November	3-3	86-13
In December	4-2	99-29
In January	5-4	107-41
In February	0-1	88-52
In March	0-0	79-41
In April	0-0	4-3
On Sunday	1-0	50-21
On Monday	1-1	28-6
On Tuesday	1-3	63-32
On Wednesday	1-1	79-33
On Thursday	2-0	43-7
On Friday	3-2	56-14
On Saturday	3-3	144-66

2014-15 Florida Basketball
Florida Combined Team Statistics (as of Feb 03, 2015)
All games

RECORD:	OVERALL	HOME	AWAY	NEUTRAL
ALL GAMES	12-10	8-3	2-5	2-2
CONFERENCE	5-4	3-1	2-3	0-0
NON-CONFERENCE	7-6	5-2	0-2	2-2

#	Player	gp-gs	min	avg	Total		3-Point		F-Throw		Rebounds										pts	avg
					fg-fga	fg%	3fg-fga	3fg%	ft-fa	ft%	off	def	tot	avg	pf	dq	a	to	blk	stl		
20	Frazier, Michael	22-18	678	30.8	93-215	.433	53-134	.396	55-63	.873	22	82	104	4.7	40	0	35	39	2	30	294	13.4
10	Finney-Smith, Dorian	20-18	542	27.1	97-207	.469	31-79	.392	30-53	.566	50	63	113	5.7	52	3	35	43	15	25	255	12.8
01	Carter, Eli	17-6	370	21.8	45-125	.360	23-73	.315	20-23	.870	5	32	37	2.2	29	1	32	29	0	13	133	7.8
00	Hill, Kasey	22-21	634	28.8	58-151	.384	6-16	.375	41-65	.631	8	42	50	2.3	47	1	91	43	5	20	163	7.4
21	Horford, Jon	20-17	401	20.1	49-99	.495	8-35	.229	26-29	.897	35	61	96	4.8	44	0	7	13	18	9	132	6.6
03	Robinson, Devin	22-12	392	17.8	46-124	.371	13-53	.245	21-35	.600	16	38	54	2.5	38	2	17	17	6	12	126	5.7
23	Walker, Chris	20-6	305	15.3	45-86	.523	0-2	.000	13-32	.406	32	43	75	3.8	36	0	2	21	21	7	103	5.2
05	Murphy, Alex	12-1	160	13.3	23-45	.511	0-9	.000	14-24	.583	8	18	26	2.2	17	1	3	12	4	5	60	5.0
30	Kurtz, Jacob	22-5	461	21.0	40-66	.606	0-0	.000	20-30	.667	38	53	91	4.1	37	0	24	28	1	17	100	4.5
11	Chiozza, Chris	22-6	483	22.0	29-71	.408	15-41	.366	13-24	.542	7	29	36	1.6	35	1	46	28	1	33	86	3.9
14	Edwards, Lexx	8-0	16	2.0	0-0	.000	0-0	.000	0-0	.000	0	4	4	0.5	4	0	1	0	0	0	0	0.0
24	Hodskins, Zach	4-0	7	1.8	0-2	.000	0-1	.000	0-0	.000	0	0	0	0.0	1	0	0	1	0	0	0	0.0
12	Graham, Dillon	1-0	3	3.0	0-1	.000	0-1	.000	0-0	.000	0	0	0	0.0	0	0	0	0	0	1	0	0.0
Team											25	32	57				7					
Total.....		22	4452		525-1192	.440	149-444	.336	253-378	.669	246	497	743	33.8	380	9	293	281	73	172	1452	66.0
Opponents.....		22	4450		439-1087	.404	121-355	.341	304-421	.722	212	489	701	31.9	357	-	222	330	82	121	1305	59.3

TEAM STATISTICS	UF	OPP	Date	Opponent	Score	Att.
SCORING	1452	1305	11/14/14	WILLIAM & MARY	w 68-45	10861
Points per game	66.0	59.3	11/17/14	MIAMI	L 67-69	11156
Scoring margin	+6.7	-	11/21/14	ULM	Wot 61-56	11003
FIELD GOALS-ATT	525-1192	439-1087	1 11/26/14	vs Georgetown	Lot 65-66	3240
Field goal pct	.440	.404	1 11/27/14	vs UAB	w 56-47	2408
3 POINT FG-ATT	149-444	121-355	1 11/28/14	vs North Carolina	L 64-75	3298
3-point FG pct	.336	.341	12/5/14	at Kansas	L 65-71	16300
3-pt FG made per game	6.8	5.5	12/8/14	YALE	w 85-47	8711
FREE THROWS-ATT	253-378	304-421	12/12/14	TEXAS SOUTHERN	w 75-50	9212
Free throw pct	.669	.722	12/14/14	JACKSONVILLE	w 79-34	10123
F-Throws made per game	11.5	13.8	2 12/20/14	vs Wake Forest	w 63-50	10175
REBOUNDS	743	701	12/30/14	at Florida State	L 63-65	8273
Rebounds per game	33.8	31.9	1/3/15	UConn	L 59-63	11041
Rebounding margin	+1.9	-	* 1/7/14	at South Carolina	w 72-68	12181
ASSISTS	293	222	* 1/10/15	MISSISSIPPI STATE	w 72-47	11966
Assists per game	13.3	10.1	* 1/15/15	AUBURN	w 75-55	10346
TURNOVERS	281	330	* 1/17/15	at Georgia	L 61-73	10523
Turnovers per game	12.8	15.0	* 1/20/15	LSU	L 61-79	10160
Turnover margin	+2.2	-	* 1/24/15	at Ole Miss	L 71-72	8812
Assist/turnover ratio	1.0	0.7	* 1/27/15	at Alabama	w 52-50	10759
STEALS	172	121	* 1/31/15	ARKANSAS	w 57-56	11861
Steals per game	7.8	5.5	* 2/3/15	at Vanderbilt	L 61-67	9815
BLOCKS	73	82				
Blocks per game	3.3	3.7				
ATTENDANCE	116440	95784				
Home games-Avg/Game	11-10585	7-10952				
Neutral site-Avg/Game	-	4-4780				

* = Conference game
1 = Battle 4 Atlantis, Paradise Island, Bahamas
2 = Orange Bowl Classic, BB&T Center, Sunrise, Fla.

Score by Periods	1st	2nd	OT	Totals
Florida	719	711	22	1452
Opponents	582	705	18	1305

2014-15 Florida Basketball
Florida Combined Team Statistics (as of Feb 03, 2015)
Conference games

RECORD:	OVERALL	HOME	AWAY	NEUTRAL
ALL GAMES	5-4	3-1	2-3	0-0
CONFERENCE	5-4	3-1	2-3	0-0
NON-CONFERENCE	0-0	0-0	0-0	0-0

#	Player	gp-gs	min	avg	Total		3-Point		F-Throw		Rebounds											
					fg-fga	fg%	3fg-fga	3fg%	ft-fa	ft%	off	def	tot	avg	pf	dq	a	to	blk	stl	pts	avg
20	Frazier, Michael	9-5	268	29.8	30-70	.429	20-46	.435	31-32	.969	9	31	40	4.4	15	0	17	16	0	11	111	12.3
10	Finney-Smith, Dorian	9-8	242	26.9	41-94	.436	12-33	.364	14-22	.636	19	35	54	6.0	26	2	15	18	9	12	108	12.0
01	Carter, Eli	9-4	215	23.9	30-78	.385	14-45	.311	12-13	.923	3	21	24	2.7	13	0	17	14	0	5	86	9.6
00	Hill, Kasey	9-9	238	26.4	22-56	.393	4-8	.500	15-27	.556	4	17	21	2.3	23	1	34	20	3	10	63	7.0
03	Robinson, Devin	9-5	142	15.8	19-47	.404	3-12	.250	8-15	.533	5	10	15	1.7	11	0	5	5	0	4	49	5.4
30	Kurtz, Jacob	9-1	170	18.9	15-23	.652	0-0	.000	14-19	.737	10	16	26	2.9	12	0	7	9	1	7	44	4.9
05	Murphy, Alex	9-0	100	11.1	18-33	.545	0-6	.000	8-13	.615	6	12	18	2.0	13	1	1	8	2	3	44	4.9
23	Walker, Chris	9-4	129	14.3	15-28	.536	0-1	.000	3-9	.333	12	18	30	3.3	19	0	1	10	8	4	33	3.7
21	Horford, Jon	7-5	99	14.1	8-19	.421	1-6	.167	7-8	.875	10	12	22	3.1	17	0	1	4	3	1	24	3.4
11	Chiozza, Chris	9-4	194	21.6	7-22	.318	2-11	.182	4-7	.571	2	9	11	1.2	12	1	18	9	0	8	20	2.2
14	Edwards, Lexx	2-0	3	1.5	0-0	.000	0-0	.000	0-0	.000	0	0	0	0.0	1	0	0	0	0	0	0	0.0
Team											10	14	24				3					
Total.....		9	1800		205-470	.436	56-168	.333	116-165	.703	90	195	285	31.7	162	5	116	116	26	65	582	64.7
Opponents.....		9	1800		186-437	.426	53-140	.379	142-193	.736	87	198	285	31.7	143	-	105	131	39	53	567	63.0

TEAM STATISTICS	UF	OPP	Date	Opponent	Score	Att.
SCORING	582	567	* 1/7/14	at South Carolina	w 72-68	12181
Points per game	64.7	63.0	* 1/10/15	MISSISSIPPI STATE	w 72-47	11966
Scoring margin	+1.7	-	* 1/15/15	AUBURN	w 75-55	10346
FIELD GOALS-ATT	205-470	186-437	* 1/17/15	at Georgia	L 61-73	10523
Field goal pct	.436	.426	* 1/20/15	LSU	L 61-79	10160
3 POINT FG-ATT	56-168	53-140	* 1/24/15	at Ole Miss	L 71-72	8812
3-point FG pct	.333	.379	* 1/27/15	at Alabama	w 52-50	10759
3-pt FG made per game	6.2	5.9	* 1/31/15	ARKANSAS	w 57-56	11861
FREE THROWS-ATT	116-165	142-193	* 2/3/15	at Vanderbilt	L 61-67	9815
Free throw pct	.703	.736				
F-Throws made per game	12.9	15.8				
REBOUNDS	285	285				
Rebounds per game	31.7	31.7				
Rebounding margin	+0.0	-				
ASSISTS	116	105				
Assists per game	12.9	11.7				
TURNOVERS	116	131				
Turnovers per game	12.9	14.6				
Turnover margin	+1.7	-				
Assist/turnover ratio	1.0	0.8				
STEALS	65	53				
Steals per game	7.2	5.9				
BLOCKS	26	39				
Blocks per game	2.9	4.3				
ATTENDANCE	44333	52090				
Home games-Avg/Game	4-11083	5-10418				
Neutral site-Avg/Game	-	0-0				

* = Conference game
1 = Battle 4 Atlantis, Paradise Island, Bahamas
2 = Orange Bowl Classic, BB&T Center, Sunrise, Fla.

Score by Periods	1st	2nd	Totals
Florida	293	289	582
Opponents	256	311	567

2014-15 Florida Basketball
Florida Category Leaders (as of Feb 03, 2015)
All games

Points	G	Pts	Pts/G
Frazier, Michael	22	294	13.4
Finney-Smith, Dorian	20	255	12.8
Hill, Kasey	22	163	7.4
Carter, Eli	17	133	7.8
Horford, Jon	20	132	6.6
Robinson, Devin	22	126	5.7
Walker, Chris	20	103	5.2
Kurtz, Jacob	22	100	4.5
Chiozza, Chris	22	86	3.9
Murphy, Alex	12	60	5.0

FG Percentage	FG	Att	Pct
Kurtz, Jacob	40	66	.606
Walker, Chris	45	86	.523
Murphy, Alex	23	45	.511
Horford, Jon	49	99	.495
Finney-Smith, Dorian	97	207	.469
Frazier, Michael	93	215	.433
Chiozza, Chris	29	71	.408
Hill, Kasey	58	151	.384
Robinson, Devin	46	124	.371
Carter, Eli	45	125	.360
Hodskins, Zach	0	2	.000
Graham, Dillon	0	1	.000

3-Point Percentage	3FG	Att	Pct
Frazier, Michael	53	134	.396
Finney-Smith, Dorian	31	79	.392
Hill, Kasey	6	16	.375
Chiozza, Chris	15	41	.366
Carter, Eli	23	73	.315
Robinson, Devin	13	53	.245
Horford, Jon	8	35	.229
Hodskins, Zach	0	1	.000
Murphy, Alex	0	9	.000
Walker, Chris	0	2	.000
Graham, Dillon	0	1	.000

Free Throw Percent	FG	Att	Pct
Horford, Jon	26	29	.897
Frazier, Michael	55	63	.873
Carter, Eli	20	23	.870
Kurtz, Jacob	20	30	.667
Hill, Kasey	41	65	.631
Robinson, Devin	21	35	.600
Murphy, Alex	14	24	.583
Finney-Smith, Dorian	30	53	.566
Chiozza, Chris	13	24	.542
Walker, Chris	13	32	.406

Scoring Average	G	Pts	Avg/G
Frazier, Michael	22	294	13.4
Finney-Smith, Dorian	20	255	12.8
Carter, Eli	17	133	7.8
Hill, Kasey	22	163	7.4
Horford, Jon	20	132	6.6
Robinson, Devin	22	126	5.7
Walker, Chris	20	103	5.2
Murphy, Alex	12	60	5.0
Kurtz, Jacob	22	100	4.5
Chiozza, Chris	22	86	3.9
Edwards, Lexx	8	0	0.0
Graham, Dillon	1	0	0.0
Hodskins, Zach	4	0	0.0

Field Goal Attempts	G	Att	Att/G
Frazier, Michael	22	215	9.8
Finney-Smith, Dorian	20	207	10.4
Hill, Kasey	22	151	6.9
Carter, Eli	17	125	7.4
Robinson, Devin	22	124	5.6

Field Goals Made	G	Made	Made/G
Finney-Smith, Dorian	20	97	4.9
Frazier, Michael	22	93	4.2
Hill, Kasey	22	58	2.6
Horford, Jon	20	49	2.5
Robinson, Devin	22	46	2.1

3-Point FG Attempts	G	Att	Att/G
Frazier, Michael	22	134	6.1
Finney-Smith, Dorian	20	79	4.0
Carter, Eli	17	73	4.3
Robinson, Devin	22	53	2.4
Chiozza, Chris	22	41	1.9

3-Point FG Made	G	Made	Made/G
Frazier, Michael	22	53	2.4
Finney-Smith, Dorian	20	31	1.6
Carter, Eli	17	23	1.4
Chiozza, Chris	22	15	0.7
Robinson, Devin	22	13	0.6

Free Throw Attempts	G	Att	Att/G
Hill, Kasey	22	65	3.0
Frazier, Michael	22	63	2.9
Finney-Smith, Dorian	20	53	2.7
Robinson, Devin	22	35	1.6
Walker, Chris	20	32	1.6

Free Throws Made	G	Made	Made/G
Frazier, Michael	22	55	2.5
Hill, Kasey	22	41	1.9
Finney-Smith, Dorian	20	30	1.5
Horford, Jon	20	26	1.3
Robinson, Devin	22	21	1.0

2014-15 Florida Basketball
Florida Category Leaders (as of Feb 03, 2015)
All games

Rebounds	G	Reb	Reb/G
Finney-Smith, Dorian	20	113	5.7
Frazier, Michael	22	104	4.7
Horford, Jon	20	96	4.8
Kurtz, Jacob	22	91	4.1
Walker, Chris	20	75	3.8

Rebound Average	G	Reb	Avg/G
Finney-Smith, Dorian	20	113	5.7
Horford, Jon	20	96	4.8
Frazier, Michael	22	104	4.7
Kurtz, Jacob	22	91	4.1
Walker, Chris	20	75	3.8

Offensive Rebounds	G	No.	Avg/G
Finney-Smith, Dorian	20	50	2.5
Kurtz, Jacob	22	38	1.7
Horford, Jon	20	35	1.8
Walker, Chris	20	32	1.6
Frazier, Michael	22	22	1.0

Defensive Rebounds	G	No.	Avg/G
Frazier, Michael	22	82	3.7
Finney-Smith, Dorian	20	63	3.2
Horford, Jon	20	61	3.1
Kurtz, Jacob	22	53	2.4
Walker, Chris	20	43	2.2

Fouls	G	No.	Per/G
Finney-Smith, Dorian	20	52	2.6
Hill, Kasey	22	47	2.1
Horford, Jon	20	44	2.2
Frazier, Michael	22	40	1.8
Robinson, Devin	22	38	1.7

Foulsouts	G	No.
Finney-Smith, Dorian	20	3
Robinson, Devin	22	2
Murphy, Alex	12	1
Carter, Eli	17	1
Hill, Kasey	22	1
Chiozza, Chris	22	1

Assists	G	No.	Ast/G
Hill, Kasey	22	91	4.1
Chiozza, Chris	22	46	2.1
Finney-Smith, Dorian	20	35	1.8
Frazier, Michael	22	35	1.6
Carter, Eli	17	32	1.9

Steals	G	No.	Stl/G
Chiozza, Chris	22	33	1.5
Frazier, Michael	22	30	1.4
Finney-Smith, Dorian	20	25	1.3
Hill, Kasey	22	20	0.9
Kurtz, Jacob	22	17	0.8

Blocked Shots	G	No.	Blk/G
Walker, Chris	20	21	1.1
Horford, Jon	20	18	0.9
Finney-Smith, Dorian	20	15	0.8
Robinson, Devin	22	6	0.3
Hill, Kasey	22	5	0.2

Minutes	G	No.	Min/G
Frazier, Michael	22	678	30.8
Hill, Kasey	22	634	28.8
Finney-Smith, Dorian	20	542	27.1
Chiozza, Chris	22	483	22.0
Kurtz, Jacob	22	461	21.0

Turnovers	G	No.	TO/G
Finney-Smith, Dorian	20	43	2.2
Hill, Kasey	22	43	2.0
Frazier, Michael	22	39	1.8
Carter, Eli	17	29	1.7
Chiozza, Chris	22	28	1.3
Kurtz, Jacob	22	28	1.3

2014-15 Florida Basketball
Florida Team Game-by-Game Comparison (as of Feb 03, 2015)
All games

Opponent	1st	2nd	Score	Mar	Total FG	FG Pct	3-Pointers	3FG Pct	Free Throws	FT Pct	Rebounds	Assist	T/Over	Block	Steal	Fouls
WILLIAM & MARY	42/18	26/27	68-45	+23	25-53/18-57	.472/.316	6-17/2-22	.353/.091	12-15/7-9	.800/.778	39/31 +8	13/4	10/12	1/2	8/2	11/14
MIAMI	33/21	34/48	67-69	(2)	26-50/24-49	.520/.490	8-17/9-18	.471/.500	7-9/12-17	.778/.706	24/27 (3)	15/14	13/13	5/4	8/4	18/12
ULM	27/29	24/22	61-56	+5	17-52/21-64	.327/.328	3-15/9-25	.200/.360	24-32/5-8	.750/.625	49/36 +13	9/8	14/10	4/4	5/7	13/24
Georgetown	27/31	26/22	65-66	(1)	23-64/24-49	.359/.490	6-23/3-13	.261/.231	13-19/15-22	.684/.682	37/34 +3	10/7	16/19	3/7	8/7	23/23
UAB	27/22	29/25	56-47	+9	18-53/19-45	.340/.422	7-23/4-14	.304/.286	13-23/5-7	.565/.714	39/30 +9	13/13	9/16	3/6	7/2	13/21
North Carolina	23/39	41/36	64-75	(11)	20-61/23-51	.328/.451	6-27/6-12	.222/.500	18-23/23-31	.783/.742	38/40 (2)	10/15	16/19	5/7	11/9	25/22
Kansas	39/24	26/47	65-71	(6)	25-57/20-48	.439/.417	8-23/4-14	.348/.286	7-10/27-32	.700/.844	27/35 (8)	18/9	14/14	3/3	7/8	24/14
YALE	46/20	39/27	85-47	+38	37-58/16-47	.638/.340	10-19/4-13	.526/.308	1-4/11-15	.250/.733	33/23 +10	18/7	11/15	6/0	10/3	12/10
TEXAS SOUTHERN	39/22	36/28	75-50	+25	31-57/17-51	.544/.333	7-19/5-19	.368/.263	6-11/11-17	.545/.647	34/32 +2	19/4	12/16	7/3	7/7	16/14
JACKSONVILLE	34/24	45/10	79-34	+45	30-55/14-45	.545/.311	13-27/4-12	.481/.333	6-11/2-6	.545/.333	41/20 +21	18/4	9/12	4/0	9/3	8/10
Wake Forest	28/19	35/31	63-50	+13	21-51/17-46	.412/.370	6-23/6-19	.261/.316	15-23/10-19	.652/.526	31/36 (5)	12/13	15/24	4/3	17/6	17/17
Florida State	24/26	39/39	63-65	(2)	26-61/21-53	.426/.396	4-19/4-17	.211/.235	7-13/17-25	.538/.680	37/38 (1)	7/9	17/15	1/1	3/7	19/12
UCONN	37/31	22/32	59-63	(4)	21-50/19-45	.420/.422	9-24/8-17	.375/.471	8-20/17-20	.400/.850	29/34 (5)	15/10	9/14	1/3	7/3	19/21
South Carolina	31/34	41/34	72-68	+4	21-49/20-49	.429/.408	5-19/5-13	.263/.385	25-30/23-27	.833/.852	37/23 +14	14/11	17/11	4/5	7/4	24/20
MISSISSIPPI STATE	39/19	33/28	72-47	+25	28-53/17-44	.528/.386	9-22/5-11	.409/.455	7-12/8-13	.583/.615	31/28 +3	19/8	7/15	4/3	10/5	15/15
AUBURN	37/20	38/35	75-55	+20	28-59/16-49	.475/.327	7-18/6-18	.389/.333	12-18/17-26	.667/.654	39/35 +4	14/10	9/13	4/2	7/4	20/17
Georgia	31/36	30/37	61-73	(12)	24-48/23-41	.500/.561	5-16/8-15	.313/.533	8-14/19-29	.571/.655	26/26 -	10/14	19/16	0/4	7/11	19/14
LSU	32/37	29/42	61-79	(18)	23-60/27-52	.383/.519	3-16/8-13	.188/.615	12-17/17-18	.706/.944	30/35 (5)	12/17	13/16	3/1	9/6	17/15
Ole Miss	36/30	35/42	71-72	(1)	22-46/25-56	.478/.446	12-20/6-21	.600/.286	15-24/16-19	.625/.842	29/30 (1)	18/15	13/9	1/5	1/2	17/18
Alabama	35/22	17/28	52-50	+2	20-46/18-46	.435/.391	5-16/6-17	.313/.353	7-9/8-12	.778/.667	28/30 (2)	11/7	16/17	5/6	7/9	13/10
ARKANSAS	29/27	28/29	57-56	+1	18-52/24-60	.346/.400	4-22/3-16	.182/.188	17-25/5-7	.680/.714	39/36 +3	11/11	14/16	3/4	7/6	11/18
Vanderbilt	23/31	38/36	61-67	(6)	21-57/16-40	.368/.400	6-19/6-16	.316/.375	13-16/29-42	.813/.690	26/42 (16)	7/12	8/18	2/9	10/6	26/16

Note: Game totals are displayed in the format TEAM/OPPONENT for each category

2014-15 Florida Basketball
Florida Team Game-by-Game (as of Feb 03, 2015)
All games

TEAM STATISTICS

Opponent	Date	Score		Total		3-Pointers		Free throws		Rebounds											
				fg-fga	pct	3fg-fga	pct	ft-fta	pct	off	def	tot	avg	pf	a	t/o	blk	stl	pts	avg	
WILLIAM & MARY	11/14/14	68-45	W	25-53	.472	6-17	.353	12-15	.800	6	33	39	39.0	11	13	10	1	8	68	68.0	
MIAMI	11/17/14	67-69	L	26-50	.520	8-17	.471	7-9	.778	5	19	24	31.5	18	15	13	5	8	67	67.5	
ULM	11/21/14	61-56	Wot	17-52	.327	3-15	.200	24-32	.750	15	34	49	37.3	13	9	14	4	5	61	65.3	
vs Georgetown	11/26/14	65-66	Lot	23-64	.359	6-23	.261	13-19	.684	18	19	37	37.2	23	10	16	3	8	65	65.2	
vs UAB	11/27/14	56-47	W	18-53	.340	7-23	.304	13-23	.565	16	23	39	37.6	13	13	9	3	7	56	63.4	
vs North Carolina	11/28/14	64-75	L	20-61	.328	6-27	.222	18-23	.783	19	19	38	37.7	25	10	16	5	11	64	63.5	
at Kansas	12/5/14	65-71	L	25-57	.439	8-23	.348	7-10	.700	9	18	27	36.1	24	18	14	3	7	65	63.7	
YALE	12/8/14	85-47	W	37-58	.638	10-19	.526	1-4	.250	12	21	33	35.8	12	18	11	6	10	85	66.4	
TEXAS SOUTHERN	12/12/14	75-50	W	31-57	.544	7-19	.368	6-11	.545	13	21	34	35.6	16	19	12	7	7	75	67.3	
JACKSONVILLE	12/14/14	79-34	W	30-55	.545	13-27	.481	6-11	.545	16	25	41	36.1	8	18	9	4	9	79	68.5	
vs Wake Forest	12/20/14	63-50	W	21-51	.412	6-23	.261	15-23	.652	8	23	31	35.6	17	12	15	4	17	63	68.0	
at Florida State	12/30/14	63-65	L	26-61	.426	4-19	.211	7-13	.538	10	27	37	35.8	19	7	17	1	3	63	67.6	
UCONN	1/3/15	59-63	L	21-50	.420	9-24	.375	8-20	.400	9	20	29	35.2	19	15	9	1	7	59	66.9	
at South Carolina	1/7/14	72-68	W	21-49	.429	5-19	.263	25-30	.833	14	23	37	35.4	24	14	17	4	7	72	67.3	
MISSISSIPPI STATE	1/10/15	72-47	W	28-53	.528	9-22	.409	7-12	.583	9	22	31	35.1	15	19	7	4	10	72	67.6	
AUBURN	1/15/15	75-55	W	28-59	.475	7-18	.389	12-18	.667	11	28	39	35.3	20	14	9	4	7	75	68.1	
at Georgia	1/17/15	61-73	L	24-48	.500	5-16	.313	8-14	.571	8	18	26	34.8	19	10	19	0	7	61	67.6	
LSU	1/20/15	61-79	L	23-60	.383	3-16	.188	12-17	.706	12	18	30	34.5	17	12	13	3	9	61	67.3	
at Ole Miss	1/24/15	71-72	L	22-46	.478	12-20	.600	15-24	.625	4	25	29	34.2	17	18	13	1	1	71	67.5	
at Alabama	1/27/15	52-50	W	20-46	.435	5-16	.313	7-9	.778	9	19	28	33.9	13	11	16	5	7	52	66.7	
ARKANSAS	1/31/15	57-56	W	18-52	.346	4-22	.182	17-25	.680	14	25	39	34.1	11	11	14	3	7	57	66.2	
at Vanderbilt	2/3/15	61-67	L	21-57	.368	6-19	.316	13-16	.813	9	17	26	33.8	26	7	8	2	10	61	66.0	
Florida		1452		525-1192	.440	149-444	.336	253-378	.669	246	497	743	33.8	380	293	281	73	172	1452	66.0	
Opponents		1305		439-1087	.404	121-355	.341	304-421	.722	212	489	701	31.9	357	222	330	82	121	1305	59.3	

Games played: 22
Points/game: 66.0
FG Pct: 44.0
3FG Pct: 33.6
FT Pct: 66.9

Rebounds/game: 33.8
Assists/game: 13.3
Turnovers/game: 12.8
Assist/turnover ratio: 1.0
Steals/game: 7.8
Blocks/game: 3.3

2014-15 Florida Basketball
Florida Opponent Game-by-Game (as of Feb 03, 2015)
All games

OPPONENT STATISTICS

				Total		3-Pointers		Free throws		Rebounds											
Opponent	Date	Score		fg-fga	pct	3fg-fga	pct	ft-fa	pct	off	def	tot	avg	pf	a	t/o	blk	stl	pts	avg	
WILLIAM & MARY	11/14/14	68-45	W	18-57	.316	2-22	.091	7-9	.778	7	24	31	31.0	14	4	12	2	2	45	45.0	
MIAMI	11/17/14	67-69	L	24-49	.490	9-18	.500	12-17	.706	7	20	27	29.0	12	14	13	4	4	69	57.0	
ULM	11/21/14	61-56	Wot	21-64	.328	9-25	.360	5-8	.625	11	25	36	31.3	24	8	10	4	7	56	56.7	
vs Georgetown	11/26/14	65-66	Lot	24-49	.490	3-13	.231	15-22	.682	9	25	34	32.0	23	7	19	7	7	66	59.0	
vs UAB	11/27/14	56-47	W	19-45	.422	4-14	.286	5-7	.714	4	26	30	31.6	21	13	16	6	2	47	56.6	
vs North Carolina	11/28/14	64-75	L	23-51	.451	6-12	.500	23-31	.742	15	25	40	33.0	22	15	19	7	9	75	59.7	
at Kansas	12/5/14	65-71	L	20-48	.417	4-14	.286	27-32	.844	11	24	35	33.3	14	9	14	3	8	71	61.3	
YALE	12/8/14	85-47	W	16-47	.340	4-13	.308	11-15	.733	11	12	23	32.0	10	7	15	0	3	47	59.5	
TEXAS SOUTHERN	12/12/14	75-50	W	17-51	.333	5-19	.263	11-17	.647	15	17	32	32.0	14	4	16	3	7	50	58.4	
JACKSONVILLE	12/14/14	79-34	W	14-45	.311	4-12	.333	2-6	.333	8	12	20	30.8	10	4	12	0	3	34	56.0	
vs Wake Forest	12/20/14	63-50	W	17-46	.370	6-19	.316	10-19	.526	10	26	36	31.3	17	13	24	3	6	50	55.5	
at Florida State	12/30/14	63-65	L	21-53	.396	4-17	.235	17-25	.680	9	29	38	31.8	12	9	15	1	7	65	56.2	
UCONN	1/3/15	59-63	L	19-45	.422	8-17	.471	17-20	.850	8	26	34	32.0	21	10	14	3	3	63	56.8	
at South Carolina	1/7/14	72-68	W	20-49	.408	5-13	.385	23-27	.852	7	16	23	31.4	20	11	11	5	4	68	57.6	
MISSISSIPPI STATE	1/10/15	72-47	W	17-44	.386	5-11	.455	8-13	.615	9	19	28	31.1	15	8	15	3	5	47	56.9	
AUBURN	1/15/15	75-55	W	16-49	.327	6-18	.333	17-26	.654	11	24	35	31.4	17	10	13	2	4	55	56.8	
at Georgia	1/17/15	61-73	L	23-41	.561	8-15	.533	19-29	.655	8	18	26	31.1	14	14	16	4	11	73	57.7	
LSU	1/20/15	61-79	L	27-52	.519	8-13	.615	17-18	.944	7	28	35	31.3	15	17	16	1	6	79	58.9	
at Ole Miss	1/24/15	71-72	L	25-56	.446	6-21	.286	16-19	.842	7	23	30	31.2	18	15	9	5	2	72	59.6	
at Alabama	1/27/15	52-50	W	18-46	.391	6-17	.353	8-12	.667	12	18	30	31.2	10	7	17	6	9	50	59.1	
ARKANSAS	1/31/15	57-56	W	24-60	.400	3-16	.188	5-7	.714	13	23	36	31.4	18	11	16	4	6	56	59.0	
at Vanderbilt	2/3/15	61-67	L	16-40	.400	6-16	.375	29-42	.690	13	29	42	31.9	16	12	18	9	6	67	59.3	
Opponents		1305		439-1087	.404	121-355	.341	304-421	.722	212	489	701	31.9	357	222	330	82	121	1305	59.3	
Florida		1452		525-1192	.440	149-444	.336	253-378	.669	246	497	743	33.8	380	293	281	73	172	1452	66.0	

Games played: 22
Points/game: 59.3
FG Pct: 40.4
3FG Pct: 34.1
FT Pct: 72.2

Rebounds/game: 31.9
Assists/game: 10.1
Turnovers/game: 15.0
Assist/turnover ratio: 0.7
Steals/game: 5.5
Blocks/game: 3.7

2014-15 Florida Basketball
Florida Points-Rebounds-Assists (as of Feb 03, 2015)
All games

Opponent	Date	Score		00	01	03	05	10	11	14
				HILL,KASEY	CARTER,ELI	ROBINSON,D	MURPHY,ALE	FINNEY-SMI	CHIOZZA,CH	EDWARDS,LE
WILLIAM & MARY	11/14/14	68-45	w	3-4-3	8-5-2	7-4-0	DNP	15-5-1	4-2-3	0-1-0
MIAMI	11/17/14	67-69	L	2-2-8	21-1-2	4-1-1	DNP	DNP	4-0-1	0-0-0
ULM	11/21/14	61-56	w	8-5-2	DNP	2-3-0	DNP	DNP	11-4-1	0-0-0
vs Georgetown	11/26/14	65-66	L	8-1-1	6-4-3	5-3-0	DNP	16-6-0	0-2-2	DNP
vs UAB	11/27/14	56-47	w	8-3-5	DNP	0-1-0	DNP	6-4-1	13-1-3	DNP
vs North Carolina	11/28/14	64-75	L	20-3-2	1-1-2	7-3-0	DNP	4-5-2	0-1-1	DNP
at Kansas	12/5/14	65-71	L	5-2-8	DNP	13-5-0	DNP	7-3-2	6-0-4	DNP
YALE	12/8/14	85-47	w	8-0-10	DNP	9-6-1	DNP	14-5-0	8-3-2	0-1-0
TEXAS SOUTHERN	12/12/14	75-50	w	6-3-7	6-2-0	15-4-2	DNP	11-7-4	2-1-1	0-0-1
JACKSONVILLE	12/14/14	79-34	w	2-1-3	5-0-4	3-3-3	DNP	25-6-2	0-4-4	0-2-0
vs Wake Forest	12/20/14	63-50	w	6-0-1	DNP	4-4-3	9-4-1	16-6-4	8-3-2	DNP
at Florida State	12/30/14	63-65	L	17-4-3	0-0-0	3-1-1	5-3-1	14-7-1	3-0-1	DNP
UCONN	1/3/15	59-63	L	7-1-4	0-0-2	5-1-1	2-1-0	19-5-3	7-4-3	DNP
at South Carolina	1/7/14	72-68	w	9-1-1	6-4-3	4-3-2	4-2-1	20-7-2	0-3-0	DNP
MISSISSIPPI STATE	1/10/15	72-47	w	7-2-7	20-1-3	12-2-2	7-2-0	16-6-0	0-0-2	0-0-0
AUBURN	1/15/15	75-55	w	12-5-7	12-2-3	2-1-0	3-4-0	14-3-0	9-0-2	DNP
at Georgia	1/17/15	61-73	L	8-0-3	5-2-2	11-3-0	2-1-0	11-6-3	4-2-1	0-0-0
LSU	1/20/15	61-79	L	9-1-4	4-1-0	6-1-0	10-2-0	10-8-2	0-1-3	DNP
at Ole Miss	1/24/15	71-72	L	1-0-6	8-6-3	5-1-1	4-1-0	15-6-2	0-2-2	DNP
at Alabama	1/27/15	52-50	w	5-2-3	13-3-0	4-3-0	6-2-0	2-5-2	3-2-3	DNP
ARKANSAS	1/31/15	57-56	w	7-8-2	6-2-2	3-0-0	2-1-0	16-9-4	2-0-1	DNP
at Vanderbilt	2/3/15	61-67	L	5-2-1	12-3-1	2-1-0	6-3-0	4-4-0	2-1-4	DNP

Opponent	Date	Score		20	21	23	24	30
				FRAZIER,MI	HORFORD,JO	WALKER,CHR	HODSKINS,Z	KURTZ,JACO
WILLIAM & MARY	11/14/14	68-45	w	14-5-2	11-5-0	DNP	0-0-0	6-7-2
MIAMI	11/17/14	67-69	L	13-2-1	17-7-0	DNP	DNP	6-8-2
ULM	11/21/14	61-56	w	21-8-2	9-4-1	4-6-0	DNP	6-13-3
vs Georgetown	11/26/14	65-66	L	12-7-1	10-11-1	5-2-0	DNP	3-1-2
vs UAB	11/27/14	56-47	w	14-8-2	8-8-0	7-6-0	DNP	0-5-2
vs North Carolina	11/28/14	64-75	L	17-9-1	7-7-0	4-4-0	DNP	4-2-2
at Kansas	12/5/14	65-71	L	10-4-2	10-5-1	12-5-0	DNP	2-1-1
YALE	12/8/14	85-47	w	18-1-1	5-4-2	13-6-1	0-0-0	10-6-1
TEXAS SOUTHERN	12/12/14	75-50	w	11-3-3	10-6-0	12-2-0	0-0-0	2-3-1
JACKSONVILLE	12/14/14	79-34	w	22-6-1	12-8-1	2-5-0	0-0-0	8-3-0
vs Wake Forest	12/20/14	63-50	w	12-2-1	3-4-0	3-2-0	DNP	2-5-0
at Florida State	12/30/14	63-65	L	11-4-0	4-4-0	2-2-0	DNP	4-8-0
UCONN	1/3/15	59-63	L	8-5-1	2-1-0	6-5-0	DNP	3-3-1
at South Carolina	1/7/14	72-68	w	17-1-2	DNP	4-4-0	DNP	8-6-3
MISSISSIPPI STATE	1/10/15	72-47	w	6-4-3	DNP	2-4-1	DNP	2-4-1
AUBURN	1/15/15	75-55	w	11-9-2	5-3-0	2-4-0	DNP	5-5-0
at Georgia	1/17/15	61-73	L	10-4-1	0-0-0	2-6-0	DNP	8-1-0
LSU	1/20/15	61-79	L	8-5-1	4-3-1	6-4-0	DNP	4-3-1
at Ole Miss	1/24/15	71-72	L	27-5-3	1-2-0	4-1-0	DNP	6-2-1
at Alabama	1/27/15	52-50	w	5-3-3	2-3-0	12-4-0	DNP	0-1-0
ARKANSAS	1/31/15	57-56	w	6-4-1	8-7-0	1-2-0	DNP	6-3-1
at Vanderbilt	2/3/15	61-67	L	21-5-1	4-4-0	0-1-0	DNP	5-1-0