

# KENTUCKY WILDCATS

EIGHT NATIONAL TITLES A PLAYERS FIRST PROGRAM FIRST PROGRAM TO 2,000 WINS

## SCHEDULE/RESULTS (14-4, 4-1 SEC)

Date	Opponent	Result/Time
N. 1	TRANSYLVANIA (Exh.) [FSS]	W, 76-42
N. 4	MONTEVALLO (Exh.) [FSS]	W, 95-72
N. 8	UNC ASHEVILLE [FSS]	W, 89-57
N. 10	NORTHERN KENTUCKY [FSS]	W, 93-63
N. 12 <sup>1</sup>	vs. No. 2/2 Michigan State [ESPN]	L, 78-74
N. 17 <sup>2</sup>	ROBERT MORRIS [ESPN2]	W, 87-49
N. 19 <sup>2</sup>	UT ARLINGTON [CSS]	W, 105-76
N. 25 <sup>2</sup>	CLEVELAND STATE [FSN]	W, 68-61
N. 27 <sup>2</sup>	EASTERN MICHIGAN [FSS]	W, 81-63
D. 1 <sup>3</sup>	vs. Providence [Fox Sports 1]	W, 79-65
D. 6 <sup>4</sup>	vs. No. 20/20 Baylor [ESPN]	L, 67-62
D. 10	BOISE STATE [ESPN]	W, 70-55
D. 14	at No. 18/21 North Carolina [ESPN]	L, 82-77
D. 21	BELMONT [ESPNU]	W, 93-80
D. 28	No. 6/4 LOUISVILLE [CBS]	W, 73-66
J. 8	* MISSISSIPPI STATE [SEC]	W, 85-63
J. 11	* at Vanderbilt [CBS]	W, 71-62
J. 14	* at Arkansas [ESPN]	L, 87-85 OT
J. 18	* TENNESSEE [CBS]	W, 74-66
J. 21	* TEXAS A&M [ESPN]	W, 68-51
J. 25	* GEORGIA [SEC]	1:30 p.m.
J. 28	* at LSU [ESPN]	9:00 p.m.
F. 1	* at Missouri [CBS]	1:00 p.m.
F. 4	* OLE MISS [ESPNU]	7:00 p.m.
F. 8	* at Mississippi State [SEC]	1:30 p.m.
F. 12	* at Auburn [SEC]	8:00 p.m.
F. 15	* FLORIDA [ESPN]	9:00 p.m.
F. 18	* at Ole Miss [ESPN]	7:00 p.m.
F. 22	* LSU [ESPN/ESPN2]	4:00 p.m.
F. 27	* ARKANSAS [ESPN/ESPN2]	7:00 p.m.
M. 1	* at South Carolina [ESPN/ESPN2]	6:00 p.m.
M. 4	* ALABAMA [ESPN]	9:00 p.m.
M. 8	* at Florida [CBS]	12:00 p.m.
M. 12-16	<sup>5</sup> SEC Tournament (Atlanta)	TBA

<sup>1</sup> State Farm Champions Classic (United Center, Chicago, Ill.);  
<sup>2</sup> Keightley Classic (Rupp Arena, Lexington, Ky.); <sup>3</sup> Barclays Center (Brooklyn, N.Y.); <sup>4</sup> SEC/Big 12 Challenge (AT&T Stadium, Arlington, Texas); <sup>5</sup> SEC Tournament (Georgia Dome, Atlanta, Ga.)

**Georgia (10-7, 4-1) at**

**No. 14/14 Kentucky (14-4, 4-1)**

Saturday, Jan. 25 • 1:30 p.m. ET • Rupp Arena (23,000) • Lexington, Ky.

## GAMECENTER

### Kentucky Wildcats

Record: 14-4, 4-1 in SEC  
 Rankings: No. 14 (AP)/No. 14 (Coaches)  
 Last Game: Defeated Texas A&M, 68-51  
 Head Coach: John Calipari  
 Overall On-Court Record: 582-170 (.774)  
 at UK: 137-30 (.820)  
 Last Five Games: 4-1  
 Calipari vs. Georgia: 5-2  
 All-Time Series: UK leads 115-26  
 Twitter: @KentuckyMBB

### UK/IMG Radio Network

Talent: Tom Leach (PxP), Mike Pratt (Analyst),  
 Matt Jones (Sideline)  
 Sirius/XM Channel: 113/199

### Georgia Bulldogs

Record: 10-7, 4-1 in SEC  
 Rankings: NR (AP)/NR (Coaches)  
 Last Game: Defeated South Carolina, 97-76  
 Head Coach: Mark Fox  
 Overall On-Court Record: 198-113 (.637)  
 at Georgia: 75-70 (.517)  
 Last Five Games: 4-1  
 Fox vs. Kentucky: 3-5  
 Last Meeting: Georgia, 72-62 (March 7, 2013)

### Television Info

Network: SEC TV  
 Talent: Joe Davis (PxP), Joe Dean Jr. (Analyst)

## CAT SCRATCHES

- The Wildcats are in their 111th season of basketball and are the national leaders in total wins with 2,125.
- Kentucky leads the all-time series with Georgia by a 115-26 margin. UK leads the series in Lexington by a 56-5 margin and that includes a 31-4 clip in Rupp Arena. John Calipari is 3-0 at home vs. the Bulldogs.
- Tuesday's meeting is the lone regular-season matchup of the 2014 season between the two teams.
- James Young leads UK in scoring in SEC games at a 15.6 rate. He's hit a 3-pointer in six-consecutive games.
- Alex Poythress is logging 10.6 points, 4.4 rebounds, 2.0 blocks and shooting at a .613 clip during league play. He's topped double figures in three SEC games, after only notching one during non-conference action.
- Freshman Julius Randle has scored 301 points and hauled in 190 rebounds in 18 games. That's seven more rebounds than Anthony Davis had through the same number of games in 2011-12. Davis owns the UK freshman record with 415 rebounds. Only two other Calipari-coached freshmen topped the 300-point plateau 18 games into the season (Terrence Jones and Brandon Knight both in 2010-11).
- Andrew Harrison is averaging 3.5 assists per game with just 2.5 turnovers per game. He's already played two turnover-less games. Marquis Teague (2011-12) and Knight are the only other freshman point guards to have tallied at least one turnover-less game through the same number of outings.
- Through 167 games as the head coach of UK John Calipari owns a 137-30 overall record. Adolph Rupp possessed a 136-31 record through the same number of games.
- Former All-America selection and SEC Player of the Year, Tony Delk, has been selected as UK's SEC Legend to be honored at the SEC Tournament in 2014.

## POSSIBLE STARTING LINEUP (BASED ON LAST GAME)

### Willie Cauley-Stein

#15



Soph. - Forward  
 7-0 • 244  
 Olathe, Kan.  
 Pts. - 8.0  
 Rebs. - 7.0  
 Mins. - 25.6

### Aaron Harrison

#2



Fresh. - Guard  
 6-6 • 218  
 Richmond, Texas  
 Pts. - 13.7  
 Rebs. - 3.1  
 Mins. - 28.9

### Andrew Harrison

#5



Fresh. - Guard  
 6-6 • 215  
 Richmond, Texas  
 Pts. - 11.3  
 Assts. - 3.5  
 Mins. - 30.6

### Julius Randle

#30



Fresh. - Forward  
 6-9 • 250  
 Dallas, Texas  
 Pts. - 16.7  
 Rebs. - 10.6  
 Mins. - 29.2

### James Young

#1



Fresh. - For./Gua.  
 6-6 • 215  
 Rochester Hills, Mich.  
 Pts. - 14.3  
 Rebs. - 4.5  
 Mins. - 32.2

## TEAM INFORMATION

### Numerical Roster

No.	Name	Pos.	Ht.	Wt.	Yr.	Exp.	Hometown (Previous School)
00	Marcus Lee	F	6-9	215	Fr.	HS	Antioch, Calif. (Deer Valley)
1	James Young	F/G	6-6	215	Fr.	HS	Rochester Hills, Mich. (Rochester)
2	Aaron Harrison	G	6-6	218	Fr.	HS	Richmond, Texas (Travis)
3	Jarrold Polson	G	6-2	182	Sr.	3L	Wilmore, Ky. (West Jessamine)
4	Jon Hood	G	6-7	215	Sr.	3L	Madisonville, Ky. (North Hopkins)
5	Andrew Harrison	G	6-6	215	Fr.	HS	Richmond, Texas (Travis)
13	Sam Malone	G	5-11	185	Jr.	2L	Scituate, Mass. (Scituate)
15	Willie Cauley-Stein	F	7-0	244	So.	1L	Olathe, Kan. (Northwest)
21	Tod Lanter	G	6-2	190	Jr.	1L	Lexington, Ky. (Gulf Coast St. CC)
22	Alex Poythress	F	6-8	239	So.	1L	Clarksville, Tenn. (Northeast)
24	EJ Floreal	G	6-3	195	Fr.	HS	Palo Alto, Calif. (Dunbar)
25	Dominique Hawkins	G	6-0	193	Fr.	HS	Richmond, Ky. (Madison Central)
30	Julius Randle	F	6-9	250	Fr.	HS	Dallas, Texas (Prestonwood Christian)
32	Brian Long	G	5-9	155	Jr.	2L	Dumont, N.J. (River Dell)
35	Derek Willis	F	6-9	205	Fr.	HS	Mt. Washington, Ky. (Bullit East)
44	Dakari Johnson	C	7-0	265	Fr.	HS	Brooklyn, N.Y. (Montverde Academy)

### Coaching Staff

<b>Head Coach:</b>	John Calipari (5th Year)
<b>On-court record:</b>	580-170
<b>Record at UK:</b>	135-30
<b>Assistant Coaches:</b>	Orlando Antigua (5th year) Kenny Payne (4th year) John Robic (5th year)
<b>Special Asst. to Head Coach:</b>	Rod Strickland (5th year)
<b>Coordinator of Performance:</b>	Ray 'Rock' Oliver (2nd year)
<b>Strength Coach:</b>	Mike Malone (3rd year)
<b>Athletic Trainer:</b>	Chris Simmons (5th year)
<b>Associate AD/Basketball Operations:</b>	Chris Woolard (3rd year)
<b>Assistant Director of Basketball Operations:</b>	Preston Spradlin (4th year)

### Pronunciation Guide

Willie Cauley-STEIN	(STINE)
EJ FLOREAL	(FLOOR-EE-AL)
DOMINIQUE Hawkins	(DOM-A-NEEK)
DAKARI Johnson	(DA-CAR-EE)
Alex POYTHRESS	(POY-THRESS)
John CALIPARI	(CAL-A-PEAR-EE)

### Social Media Guide

UK Athletics	@UKAthleticsNews
Kentucky Basketball	@KentuckyMBB
John Calipari	@UKCoachCalipari
Willie Cauley-Stein	@TrillGeta15
EJ Floreal	@BouncyE_24
Aaron Harrison	@AaronICE2
Andrew Harrison	@DrewRoc5
Dominique Hawkins	@Dhawk_25
Jon Hood	@jonnylightning4
Dakari Johnson	@dslowmotion22
Tod Lanter	@tod_lanterIII
Marcus Lee	@SuperKingMe
Brian Long	@brianlong32
Sam Malone	@SamMaloneuk13
Jarrold Polson	@jpolson05
Alex Poythress	@AlextheGreat22
Julius Randle	@J30_RANDLE
Derek Willis	@derek_willis33
James Young	@James63Young

### Media Relations

<b>Contact:</b>	John Hayden john.hayden@uky.edu
<b>Secondary Contact:</b>	Deb Moore deb.moore@uky.edu
<b>Office Number:</b>	859-257-8506
<b>Office Coordinator:</b>	Jamie Holloway
<b>Post-game Interviews:</b>	Visting Team John Calipari UK Players
<b>Non-Game Day Interviews:</b>	Contact UKMR office at least 24 hours in advance

### Program Information

<b>First year of Basketball:</b>	1903
<b>National Titles:</b>	8 (1948, 1949, 1951, 1978, 1996, 1998, 2012)
<b>All-time Record:</b>	2,125-663-1 (.762) *
<b>National Runners Up:</b>	3
<b>Final Fours:</b>	15
<b>NCAA Tournaments:</b>	52*
<b>NCAA Tourney Games:</b>	157*
<b>NCAA Tourney Wins:</b>	111*
<b>SEC Titles:</b>	45
<b>SEC Tourney Titles:</b>	27
<b>30-Win Seasons:</b>	12
<b>20-Win Seasons:</b>	57
<b>All-Americans:</b>	55
<b>National Player of the Year:</b>	2 (John Wall, 2010, Anthony Davis 2012)
<b>NBA Draft Picks:</b>	108
<b>Calipari Era:</b>	17
<b>NBA First Round Picks:</b>	33
<b>Calipari Era:</b>	13
<b>No. 1 Selections:</b>	2 (John Wall, 2010, Anthony Davis 2012)

\*All-time NCAA leader

### University Information

<b>Location:</b>	Lexington, Ky.
<b>Founded:</b>	1865
<b>Enrollment:</b>	29,928
<b>President:</b>	Dr. Eli Capilouto
<b>Athletic Director:</b>	Mitch Barnhart
<b>Nickname:</b>	Wildcats
<b>Colors:</b>	Blue (PMS 286), White

### Rupp Arena

#### All-Time Attendance Records at Rupp

No. Att.	Opponent	Date	Result
1 24,479	Louisville	1/20/10	W, 71-62
2 24,468	N. Carolina	12/5/09	W, 68-66
3 24,465	Florida	2/10/07	L, 64-61
4 24,459	Florida	2/4/03	W, 70-55
5 24,432	Louisville	12/17/05	W, 73-61
6 24,411	LSU	2/28/09	L, 73-70
7 24,402	Tennessee	2/13/10	W, 73-62
8 24,398	N. Carolina	12/3/11	W, 73-72
9 24,396	Louisville	12/28/13	W, 73-66
10 24,394	Tennessee	2/21/09	W, 77-58

#### Attendance Records at Rupp 2013-14

No. Att.	Opponent	Date	Result
1 24,396	Louisville	12/28/13	W, 73-66
2 24,246	Tennessee	1/18/14	W, 74-66
3 24,224	Belmont	12/21/13	W, 90-83
4 23,638	Mississippi St.	1/8/14	W, 85-63
5 22,925	Northern Ky.	11/10/13	W, 93-63

- Have won 162 of last 187 home games
- Own a 506-62 (.891) all-time record in Rupp
- Hold a 272-39 (.875) mark vs. the SEC in Rupp
- Claimed 24 national attendance titles including 17 of the last 18
- John Calipari began his career with a 54-game home winning streak, the longest in program history
- Kentucky is 79-2 in Rupp Arena under Calipari

## THE POLLS

Associated Press  
Jan. 20

Coaches  
Jan. 20

Rk.	Team (First Place Votes)
1	Arizona (61)
2	Syracuse (4)
3	Michigan State
4	Villanova
5	Wichita State
6	Florida
7	San Diego State
8	Kansas
9	Wisconsin
10	Iowa
11	Oklahoma State
12	Louisville
13	Massachusetts
14	<b>KENTUCKY</b>
15	Cincinnati
16	Iowa State
17	Ohio State
18	Duke
19	Saint Louis
20	Pittsburgh
21	Michigan
22	Kansas State
23	Memphis
24	Baylor
25	Oklahoma

Rk.	Team (First Place Votes)
1	Arizona (30)
2	Syracuse (2)
3	Michigan State
4	Wichita State
5	Villanova
6	Florida
7	San Diego State
8	Wisconsin
9	Louisville
10	Iowa
11	Kansas
12	Oklahoma State
12	Massachusetts
14	<b>KENTUCKY</b>
15	Ohio State
16	Cincinnati
17	Iowa State
18	Duke
19	Pittsburgh
20	Saint Louis
21	Gonzaga
22	Memphis
23	Baylor
24	Creighton
25	Oklahoma

**Others Receiving Votes:**  
Creighton, Connecticut, Gonzaga, California, Colorado, UCLA, Harvard, George Washington, Missouri, Xavier, Southern Methodist, New Mexico, Virginia

**Others Receiving Votes:**  
Kansas State, California, Colorado, Missouri, Connecticut, Virginia, Oregon, George Washington, UCLA, Southern Methodist, Texas, Toledo, Stephen F. Austin, Harvard, Xavier

## UK'S WEEKLY RANKINGS

DATE	AP	Coaches	RPI
Preseason	1	1	-
Nov. 11	1	1	-
Nov. 18	4	5	-
Nov. 25	3	4	-
Dec. 2	3	4	-
Dec. 9	11	10	-
Dec. 16	19	21	38
Dec. 23	18	18	22
Dec. 30	15	16	19
Jan. 6	14	16	25
Jan. 13	13	12	18
Jan. 20	14	14	13

## THE SOUTHEASTERN CONFERENCE

SEC Standings  
(Through Jan. 23)

Team	SEC (Pct.)	GB	Overall (Pct.)
Florida	5-0 (1.000)	-	16-2 (.889)
<b>Kentucky</b>	<b>4-1 (.800)</b>	<b>1.0</b>	<b>14-4 (.778)</b>
Georgia	4-1 (.800)	1.0	10-7 (.588)
Ole Miss	4-1 (.800)	1.0	13-5 (.722)
LSU	3-2 (.600)	2.0	12-5 (.706)
Miss. State	3-2 (.600)	2.0	13-5 (.722)
Tennessee	3-2 (.600)	2.0	12-6 (.667)
Texas A&M	3-2 (.600)	2.0	12-6 (.667)
Alabama	2-3 (.400)	3.0	8-9 (.471)
Missouri	2-3 (.400)	3.0	14-4 (.778)
Arkansas	1-4 (.200)	4.0	12-6 (.667)
Vanderbilt	1-4 (.200)	4.0	9-8 (.529)
Auburn	0-5 (.000)	5.0	8-8 (.500)
S. Carolina	0-5 (.000)	5.0	7-11 (.389)

## Upcoming Schedule

Date	Time	Game	TV
1/25	1:00	Vanderbilt at Texas A&M*	ESPNU
1/25	1:30	<b>Georgia at Kentucky*</b>	<b>SEC TV</b>
1/25	4:00	Miss. State at Ole Miss*	SEC TV
1/25	4:00	S. Carolina at Missouri*	SEC TV
1/25	4:00	Tennessee at Florida*	ESPN/2
1/25	6:00	Auburn at Arkansas*	FSN
1/25	8:00	LSU at Alabama*	ESPN2
1/28	7:00	Missouri at Arkansas*	ESPNU
1/28	9:00	<b>Kentucky at LSU*</b>	<b>ESPN</b>
1/29	7:00	Vanderbilt at Georgia*	CSS
1/29	7:00	Texas A&M at S. Carolina*	ESPN3
1/29	8:00	Alabama at Auburn*	SEC TV
1/29	8:00	Ole Miss at Tennessee*	SEC TV
1/30	7:00	Florida at Miss. State*	ESPN/2
2/1	1:00	<b>Kentucky at Missouri*</b>	<b>CBS</b>
2/1	1:30	Georgia at Auburn*	SEC TV
2/1	1:30	South Carolina at Ole Miss*	SEC TV
2/1	4:00	Texas A&M at Florida*	ESPNU
2/1	5:00	Arkansas at LSU*	FSN
2/1	8:00	Tennessee at Alabama*	ESPN2
2/4	7:00	<b>Ole Miss at Kentucky*</b>	<b>ESPNU</b>
2/4	9:00	Missouri at Florida*	ESPN
2/5	7:00	Auburn at South Carolina*	ESPN3
2/5	8:00	Alabama at Arkansas*	SEC TV
2/5	8:00	Tennessee at Vanderbilt*	ESPN3
2/5	9:00	Miss. State at Texas A&M*	CSS
2/6	7:00	LSU at Georgia*	ESPN/2

\*indicates an SEC game

^All times Eastern

Kentucky in the SEC Stats  
as of Jan. 23  
[NCAA Rank]

CATEGORY	TEAM RANK [NATIONAL] (STAT)
Scoring .....	2nd [29th] (79.7)
Scoring Defense .....	5th [90th] (66.2)
Scoring Margin .....	1st [24th] (+13.5)
Free Throw % .....	8th [245th] (.672)
Field Goal % .....	1st [56th] (.472)
Field Goal % Def. ....	3rd [27th] (.389)
3-Pt. Field Goal % .....	13th [261st] (.311)
3-Pt. FG % Def. ....	3rd [37th] (.298)
Rebounding Offense .....	1st (43.0)
Rebounding Defense .....	2nd (31.3)
Rebounding Margin .....	1st [2nd] (+11.7)
Blocked Shots .....	2nd [7th] (6.7)
Assists .....	11th [214th] (12.4)
Steals .....	14th [332nd] (4.4)
Turnover Margin .....	12th [276th] (-1.7)
Assist/TO Ratio .....	8th [204th] (1.0)
Offensive Rebounds .....	1st (15.1)
Defensive Rebounds .....	1st (27.9)
Defensive Rebound Pct. ....	6th (.693)
Offensive Rebound Pct. ....	1st (.444)
3-Point FG Made .....	12th [269th] (5.1)

INDIVIDUAL  
RANK [NATIONAL] (STAT)

PLAYER	Scoring
Julius Randle .....	10th [136th] (16.7)
James Young .....	14th (14.3)
Aaron Harrison .....	16th (13.7)

Rebounding	
Julius Randle .....	1st [10th] (10.6)
Willie Cauley-Stein .....	11th [155th] (7.0)

Field Goal Percentage	
Julius Randle .....	3rd [54th] (.545)

Assists	
Andrew Harrison.....	4th [230th] (3.5)

3-Point Field Goal Percentage	
James Young.....	10th (.325)

3-Point Field Goals Made	
James Young.....	7th [138th] (2.2)

Blocked Shots	
Willie Cauley-Stein.....	2nd [8th] (3.2)

Assist to Turnover Ratio	
Andrew Harrison.....	9th (1.4)

Offensive Rebounds	
Julius Randle .....	2nd (3.9)
Willie Cauley-Stein .....	9th (2.8)

Defensive Rebounds	
Julius Randle.....	1st (6.7)

Minutes Played	
James Young.....	6th (32.2)



## OPPONENT CAPSULE - GEORGIA BULLDOGS

Kentucky	Categories	Georgia
79.7	PPG	71.2
66.2	Opp. PPG	68.6
.472	FG%	.455
.389	Opp. FG%	.403
.311	3-FG %	.338
.298	Opp. 3-FG%	.352
.672	FT %	.658
.668	Opp. FT %	.726
43.0	Rebs. PG	37.8
4.4	Steals PG	5.1
6.7	Blocks PG	5.1
12.4	Assts. PG	10.4
12.7	TOs PG	13.2
Randle - 16.7	Ld. Scorer	Mann - 13.1
Randle - 10.6	Ld. Rebound	Thornton - 5.6

## Projected Starters

#	Class	Name	Ht.	Pos.	Pts.	Rebs.	Assts.	Blks.	Stls.
2	Jr.	Marcus Thornton	6-8	F	7.5	5.6	0.5	1.2	0.5
4	So.	Charles Mann	6-5	G	13.1	3.3	2.9	0.1	1.3
12	So.	Kenny Gaines	6-3	G	12.0	2.5	1.2	0.9	0.8
15	Sr.	Donte' Williams	6-9	F	5.9	5.5	0.4	1.4	0.4
31	So.	Brandon Morris	6-7	F	9.0	3.8	1.5	0.5	0.6

**Head Coach:**

Mark Fox (Fifth year)

**Record vs. Kentucky:**

3-5

**Media Relations:**

Tim Hix (thix@sports.uga.edu)

## Kentucky Bests vs. Georgia

Most Points: 143, in Louisville, Ky., Feb. 27, 1956 (W, 143-66)  
 Most Points by Georgia: 106, in Athens, Jan. 3, 1990 (L, 106-91)  
 Largest Margin of UK Victory: 77, in Louisville, Ky., Feb. 27, 1956 (W, 143-66)  
 Times scored 100 points: 11, last time March 15, 2008 in Atlanta (W, 107-95)  
 Overtime games: 5-3, last time March 15, 2008 (L, 60-56)  
 Most points (individual): 42, by Melvin Turpin, March 8, 1984 (W, 92-79)  
 Most rebounds (individual): 23, by Mike Phillips, Feb. 9, 1976 (L, 86-81)  
 Most assists (individual): 10, four times most recent:  
 10, by Roger Harden, Feb. 24, 1985 (L, 79-77)  
 Most steals (individual): 6, by Jamal Mashburn, Feb. 3, 1991 (W, 96-84)  
 Most blocks (individual): 6, by Reggie Hanson, Feb. 3, 1990 (W, 88-77)  
 Most 3-point FG (individual): 8, by Patrick Patterson, March 4, 2009 (L, 90-85)  
 5, four times most recent:  
 5, by Darius Miller, March 1, 2012 (W, 79-49)

## Series vs. Georgia

All-Time Record: UK leads 115-26  
 Under Calipari: UK leads 5-2  
 In Lexington: UK leads 56-5  
 At Rupp Arena: UK leads 31-4  
 Under Calipari: UK leads 3-0  
 Last Time vs.: UGA, 72-62 (3/7/2013)

**Fast Facts:** For the second consecutive season, UK and Georgia will meet just once during the regular season.

## KENTUCKY NOTES

### What's Trending Over the Last Five Games?

- Kentucky is 4-1 during the stretch.
- Five players are scoring in double-figures with James Young leading the way at 15.6 per outing.
- UK is shooting .457 with eight players above a .400 clip led by .733 from Dakari Johnson.
- Alex Poythress has 10 blocked shots, while Aaron Harrison has eight steals.
- Kentucky is shooting .692 from the line, and Poythress and Andrew Harrison are both over .800.

### Coaches vs. Cancer

In the Wildcats' Jan. 25, game against Georgia, UK will once again take part in The Coaches vs. Cancer Suits And Sneakers™ Awareness Weekend. It is a nationwide event that unites coaches across the country to raise awareness about the fight against cancer, and promote the American Cancer Society as a place for help and support. While coaching games during the weekend, coaches wear sneakers with their game attire as a visible reminder about the importance of nutrition and physical activity in reducing one's cancer risk.

For more information about Coaches vs. Cancer Suits And Sneakers™ Awareness Weekend, and to get involved, visit [cancer.org/suitsandsneakers](http://cancer.org/suitsandsneakers).

### Tandem on Midseason Watch Lists

Freshman Julius Randle was tabbed to the Wooden Award and Oscar Robertson Award mid-season watch lists for the National Player of the Year selections. He was joined by James Young on the Wayman Tisdale Award watch list for the nation's top freshman.

### Poythress' Emergence

Sophomore Alex Poythress has emerged as one of UK's top offensive threats during SEC action. Through the first five games, Poythress is averaging 10.4 points per game, 4.4 rebounds and 2.0 blocks while shooting at a .613 field goal clip. Three of his four 10+ scoring outputs on the season have come against league opponents.

### Polson's Jersey to be Retired at High School

Senior Jarrod Polson's high school jersey is set to be retired on Friday, Jan. 24th at West Jesamine High School.

Polson finished his career as the school's all-time leading scorer with 1,884 career points and was named first team All-State by a number of publications. As a senior he averaged 18.2 points, 6.4 assists and 4.9 rebounds.

### Delk Tabbed UK's SEC Legend

Former Kentucky All-America selection Tony Delk has been tabbed as Kentucky's Southeast-

ern Conference Basketball Legend and will be honored at this year's SEC Tournament being held in Atlanta, Ga.

### Most Dominant Stretch

Kentucky is outscoring opponents on average by 3.89 points (11.83-7.94) between the 10:00-and-5:00 minute mark of the second half. It's the most dominating stretch of the game for UK when the contest is broken down into five minute segments.

### Kentucky Alums top NBA Salaries

According to Business Insider Australia, former UK players combine to make \$77,324,323 in the NBA which is the highest combined salary of former alums than ANY another other school in the country.

### Records Watch List

- Julius Randle needs two rebounds to move into 11th on freshman rebounds lists, five for 10th and nine for ninth place.
- Randle two free throws shy of ninth place on freshman free throw list.
- Andrew Harrison is four assists shy of moving into 16th place on freshman record list.

## SEASON & CAREER TOTALS

(Kentucky's record in such games ...)

### Double-Figure Scoring

Player	2013-14	Career
Poythress	4 (3-1)	20 (16-4)
Cauley-Stein	7 (7-0)	18 (15-3)
Randle	16 (12-4)	16 (12-4)
Aa. Harrison	14 (11-3)	14 (11-3)
Young	12 (8-4)	12 (8-4)
An. Harrison	9 (7-2)	9 (7-2)
Polson	0 (0-0)	3 (1-2)
Lee	2 (2-0)	2 (2-0)
Johnson	1 (1-0)	1 (1-0)

### 20+ Point Games

Player	2013-14	Career
Poythress	0 (0-0)	6 (5-1)
Randle	6 (4-2)	6 (4-2)
Aa. Harrison	4 (3-1)	4 (3-1)
Young	4 (3-1)	4 (3-1)
Cauley-Stein	0 (0-0)	1 (1-0)
An. Harrison	1 (1-0)	1 (1-0)

### 15+ Point Games

Player	2013-14	Career
Poythress	1 (1-0)	12 (11-1)
Randle	11 (8-3)	11 (8-3)
Aa. Harrison	8 (5-3)	8 (5-3)
Young	8 (5-3)	8 (5-3)
Cauley-Stein	4 (4-0)	5 (5-0)
An. Harrison	4 (3-1)	4 (3-1)
Lee	1 (1-0)	1 (1-0)

### 10+ Rebound Games

Player	2013-14	Career
Randle	13 (11-2)	13 (11-2)
Cauley-Stein	5 (4-1)	10 (7-3)
Poythress	2 (1-1)	4 (3-1)
Young	2 (2-0)	2 (2-0)

### Double-Doubles

Player	2013-14	Career
Randle	11 (9-2)	11 (9-2)
Cauley-Stein	1 (1-0)	5 (3-2)
Poythress	1 (1-0)	2 (2-0)
Young	2 (2-0)	2 (2-0)

### 3+ Steal Game

Player	2013-14	Career
Cauley-Stein	1 (1-0)	3 (3-0)
Aa. Harrison	2 (2-0)	2 (2-0)

### 3+ Block Game

Player	2013-14	Career
Cauley-Stein	8 (6-2)	20 (16-4)
Poythress	2 (1-1)	2 (1-1)
Lee	1 (1-0)	1 (1-0)
Johnson	1 (1-0)	1 (1-0)

### Scoring Leader

Player	2013-14	Career
Randle	6 (4-2)	6 (4-2)
Young	6 (5-1)	6 (5-1)
Poythress	1 (1-0)	5 (4-1)
Cauley-Stein	1 (1-0)	3 (2-1)
Aa. Harrison	3 (2-1)	3 (2-1)
An. Harrison	2 (2-0)	2 (2-0)

### Rebounding Leader

Player	2013-14	Career
Randle	15 (12-3)	15 (12-3)
Cauley-Stein	4 (3-1)	13 (8-5)
Poythress	0 (0-0)	6 (5-1)
Aa. Harrison	1 (1-0)	1 (1-0)
Johnson	1 (1-0)	1 (1-0)
Young	1 (1-0)	1 (1-0)

### Assists Leader

Player	2013-14	Career
An. Harrison	10 (6-4)	10 (6-4)
Polson	0 (0-0)	5 (3-2)
Young	5 (5-0)	5 (5-0)
Poythress	1 (1-0)	4 (3-1)
Aa. Harrison	3 (2-1)	3 (2-1)
Randle	3 (3-0)	3 (3-0)
Cauley-Stein	0 (0-0)	2 (2-0)
Hawkins	2 (2-0)	2 (2-0)

## UK'S RECORD WHEN

KENTUCKY RECORD	ALL	SEC
Leading at halftime:	11-1	3-0
Tied at the half:	0-0	0-0
Trailing at halftime:	3-3	1-1
Shoot 50% or higher:	5-0	0-0
Shoot less than 50%:	9-4	4-1
Shoot higher % than opp.:	13-1	3-1
Shoot lower % than opp.:	1-3	1-0
Opp. shoot worse than 50%:	13-4	3-1
Opp. shoot 50% or higher:	1-0	1-0
Score less than 60 points:	0-0	0-0
Score 60-69 points:	2-1	1-0
Score 70-79 points:	5-2	2-0
Score 80-89 points:	4-1	1-1
Score 90-99 points:	2-0	0-0
Score 100+ points:	1-0	0-0
Opp. score less than 60 pts.:	4-0	1-0
Opp. score 60-69 pts.:	8-1	3-0
Opp. score 70-79 pts.:	1-1	0-0
Opp. score 80-89 points:	1-2	0-1
Opp. score 90-99 points:	0-0	0-0
Opp. score 100+ points:	0-0	0-0
Outrebounded opponent:	13-3	3-1
Outrebounded by opponent:	1-1	1-0
Equal number of rebounds:	0-0	0-0
Fewer turnovers than opp.:	5-1	3-0
Same turnovers as opp.:	2-0	0-0
More turnovers than opp.:	7-3	1-1
Make 8 or more 3-pointers:	1-1	0-0
Make 7 or fewer 3-pointers:	13-3	4-1
Games decided by 5 or fewer:	0-4	0-1
Overtime games:	0-1	0-1
On CBS:	3-0	2-0
On ESPN/ESPN2/ESPNU:	4-4	1-1
On Fox Sports1:	1-0	0-0
On SEC TV:	1-0	1-0
On ABC:	0-0	0-0
On FSN:	4-0	0-0
On CSS:	1-0	0-0
vs. SEC at Home:	3-0	3-0
vs. SEC on Road:	1-1	1-1
Games vs. ranked opp.:	1-3	0-0
Games following a loss:	4-0	1-0
Games following a win:	9-4	3-1
More points in the paint:	12-1	2-1
Fewer/Same points in the paint:	2-3	2-0
More bench points than opp.:	8-0	2-0
Fewer or same bench pts.:	6-4	2-1
More 2nd-chance points:	12-2	3-0
Fewer or same 2nd chance pts.:	2-2	1-1
More or same points off TOs:	8-1	4-0
Fewer points off TOs:	6-3	0-1
On Monday:	1-0	0-0
On Tuesday:	3-2	1-1
On Wednesday:	2-0	1-0
On Thursday:	0-0	0-0
On Friday:	1-1	0-0
On Saturday:	4-1	2-0
On Sunday:	3-0	0-0
In November:	5-1	0-0
In December:	4-2	0-0
In January:	4-1	4-1
In February:	0-0	0-0
In March:	0-0	0-0

## STREAKS

Overall	Won 2
Unranked Teams anywhere	Won 2
Ranked Teams anywhere	Won 1
Home	Won 20
Home SEC	Won 11
Home non-conference	Won 14
Home unranked non-conference	Won 13
Home ranked teams	Won 11
Home unranked teams	Won 16
Road	Lost 1
Road SEC	Lost 1
Road ranked teams	Lost 2
Road unranked teams	Lost 1
Neutral	Lost 1
Neutral ranked teams	Lost 2
Neutral unranked teams	Won 1

### Consecutive Made Free Throws (active streak)

Andrew Harrison	10
Jon Hood	9
Derek Willis	4
Dominique Hawkins	3
Julius Randle	3
Alex Poythress	2
Aaron Harrison	1
James Young	1

### Consecutive Games with a 3-Pointer (active)

James Young	6
Andrew Harrison	5
Aaron Harrison	4
Jarrod Polson	1

### Games Played

	2013-14	Career
Jon Hood	5	78
Jarrod Polson	13	74
Alex Poythress	18	51
Willie Cauley-Stein	18	47
Aaron Harrison	18	18
Andrew Harrison	18	18
Dominique Hawkins	18	18
Julius Randle	18	18
James Young	18	18
Dakari Johnson	17	17
Brian Long	0	15
Marcus Lee	13	13
Sam Malone	0	9
Derek Willis	9	9
Tod Lanter	0	6
EJ Floreal	2	2

### Starts

	2013-14	Career
Alex Poythress	0	31
Willie Cauley-Stein	14	28
Aaron Harrison	18	18
Andrew Harrison	18	18
Julius Randle	18	18
James Young	18	18
Marcus Lee	4	4
Jarrod Polson	0	1

## GAME-BY-GAME LEADERS AND STARTERS

Opponent	Points	Rebounds	Assists	Blocks	Steals	Starting Lineup (Record)
UNC Asheville	Randle - 23	Randle -16	An. Harrison - 5	Cauley-Stein - 4	Aa. Harrison - 4	Cauley-Stein, Aa. Harrison, An. Harrison, Randle, Young (1-0)
Northern Kentucky	Randle - 22	Randle - 14	Randle - 3	Lee - 2	Three w/ - 1	Cauley-Stein, Aa. Harrison, An. Harrison, Randle, Young (2-0)
Michigan State	Randle - 27	Randle - 13	An. Harrison - 3	Poythress - 3	Young - 1	Cauley-Stein, Aa. Harrison, An. Harrison, Randle, Young (2-1)
Robert Morris	Aa. Harrison - 28	Randle - 15	Three w/ - 3	Cauley-Stein - 4	Two w/ - 2	Aa. Harrison, An. Harrison, Lee, Randle, Young (1-0)
UT Arlington	Young - 26	Two w/ - 10	An. Harrison - 6	Lee - 3	Two w/ - 2	Aa. Harrison, An. Harrison, Lee, Randle, Young (2-0)
Cleveland State	Randle - 15	Randle - 15	An. Harrison - 5	Cauley-Stein - 4	Cauley-Stein - 2	Aa. Harrison, An. Harrison, Lee, Randle, Young (3-0)
Eastern Michigan	Aa. Harrison - 22	Randle - 10	Young - 4	Cauley-Stein - 7	Three w/ - 1	Aa. Harrison, An. Harrison, Lee, Randle, Young (4-0)
Providence	Young - 18	Two w/ - 8	Two w/ - 4	Cauley-Stein - 9	Three w/ - 1	Cauley-Stein, Aa. Harrison, An. Harrison, Randle, Young (3-1)
Baylor	Randle - 16	Randle - 8	Two w/ - 6	Cauley-Stein - 3	-	Cauley-Stein, Aa. Harrison, An. Harrison, Randle, Young (3-2)
Boise State	Young - 21	Randle - 11	Two w/ - 2	Cauley-Stein - 9	Aa. Harrison - 3	Cauley-Stein, Aa. Harrison, An. Harrison, Randle, Young (4-2)
North Carolina	Aa. Harrison - 20	Cauley-Stein - 12	An. Harrison - 7	Cauley-Stein - 5	Three w/ - 2	Cauley-Stein, Aa. Harrison, An. Harrison, Randle, Young (4-3)
Belmont	Randle - 29	Randle - 10	Aa. Harrison - 7	Cauley-Stein - 2	Two w/ - 1	Cauley-Stein, Aa. Harrison, An. Harrison, Randle, Young (5-3)
Louisville	Two w/ - 18	Two w/ - 10	Young - 4	Cauley-Stein - 3	Three w/ - 1	Cauley-Stein, Aa. Harrison, An. Harrison, Randle, Young (6-3)
Mississippi State	Young - 26	Randle - 14	Young - 5	Poythress - 3	Two w/ - 2	Cauley-Stein, Aa. Harrison, An. Harrison, Randle, Young (7-3)
Vanderbilt	Cauley-Stein - 15	Randle - 11	Two w/ - 4	Two w/ - 1	Three w/ - 2	Cauley-Stein, Aa. Harrison, An. Harrison, Randle, Young (8-3)
Arkansas	Young - 23	Randle - 14	An. Harrison - 6	Two w/ - 2	Young - 2	Cauley-Stein, Aa. Harrison, An. Harrison, Randle, Young (8-4)
Tennessee	An. Harrison - 26	Two w/ - 4	Randle - 4	Poythress - 2	Two w/ - 2	Cauley-Stein, Aa. Harrison, An. Harrison, Randle, Young (9-4)
Texas A&M	Poythress - 16	Randle - 11	An. Harrison - 4	Johnson - 3	Two w/ - 2	Cauley-Stein, Aa. Harrison, An. Harrison, Randle, Young (10-4)
Georgia						
LSU						
Missouri						
Ole Miss						
Mississippi State						
Auburn						
Florida						
Ole Miss						
South Carolina						
Alabama						
Florida						

### WILDCAT HIGHS

### WILDCAT LOWS

48, (NKU, 11/10/13)	27, (CSU, 11/25/13)
63, (UTA, 11/19/13)	24, (BU, 12/6/13)
105, (UTA, 11/19/13)	62, (BU, 12/6/13)
35, (UTA, 11/19/13)	19, (CSU, 11/25/13)
69, (UTA, 11/19/13)	42, (PU, 12/1/13)
.643, (PU, 12/1/13)	.358, (CSU, 11/25/13)
8, two times	3, five times
22, two times	8, (PU, 12/1/13)
30, (UNCA, 11/8/13)	12, two times
48, (UNCA, 11/8/13)	18, (BSU, 12/10/13)
.958, (UT, 1/18/14)	.522, (BU, 12/6/13)
20, (UTA, 11/19/13)	7, two times
39, (RMU, 11/17/13)	15, (BU, 12/6/13)
56, (RMU, 11/17/13)	24, (UT, 1/18/14)
20, (RMU, 11/17/13)	7, (BSU, 12/10/13)
11, two times	2, (VU, 1/11/14)
9, (RMU, 11/17/13)	0, (BU, 12/6/13)
20, (EMU, 11/27/13)	7, two times
31, (ARK, 1/14/14)	12, two times

First Half Points
Second Half Points
Total Points
FG Made
FG Attempted
FG. Percentage
3-Pt. FG Made
3-Pt. FG Attempted
FT Made
FT Attempted
FT Percentage
Offensive Rebounds
Defensive Rebounds
Total Rebounds
Assists
Blocks
Steals
Turnovers
Fouls

### OPP. HIGHS

### OPP. LOWS

44, (MSU, 11/12/13)	20, (RMU, 11/17/13)
49, (UNC, 12/14/13)	23, (MSU, 1/8/14)
87, (ARK, 1/14/14)	49, (RMU, 11/17/13)
30, two times	16, (RMU, 11/17/13)
69, three times	50, (VU, 1/11/14)
.500, (VU, 1/11/14)	.232, (RMU, 11/17/13)
11, (BEL, 12/21/13)	2, four times
25, (NKU, 11/10/13)	7, (UNC, 12/14/13)
29, (ARK, 1/14/14)	6, two times
45, (UNC, 12/14/13)	6, (BSU, 12/10/13)
1.000, (BSU, 12/10/13)	.476, (UNCA, 11/8/13)
20, (UT, 1/18/14)	5, (VU, 1/11/14)
24, (UL, 12/28/13)	12, (PU, 12/1/13)
41, (BU, 12/6/13)	23, (NKU, 11/10/13)
19, (BEL, 12/21/13)	5, (BSU, 12/10/13)
6, two times	0, three times
13, (MSU, 11/12/13)	1, (UNCA, 11/8/13)
16, two times	6, two times
32, (UNCA, 11/8/13)	16, (VU, 1/11/14)

### UK BY POSSESSION

Kentucky offensive high - 1.40, vs. UT Arlington  
 SEC high - 1.19 vs. Tennessee  
 Kentucky offensive low - 1.04, three times  
 SEC low - 1.03 vs. Texas A&M

Opponent offensive high - 1.14, Belmont  
 SEC high - 1.10, Arkansas  
 Opponent offensive low - 0.77, Texas A&M  
 SEC low - 0.77, Texas A&M

### THE WEEK AHEAD

Monday, Jan. 20	Practice/Media Opp.
Tuesday, Jan. 21	Texas A&M - 9 p.m. ET
Wednesday, Jan. 22	Off
Thursday, Jan. 23	Practice
Friday, Jan. 24	Practice/Media Opp.
Saturday, Jan. 25	Georgia - 1:30 p.m. ET
Sunday, Jan. 26	Practice
Monday, Jan. 27	Practice/Media Opp./Travel

## SPECIALTY STATS

### PP - POINTS IN THE PAINT

### 2ND - SECOND CHANCE POINTS

### POT - POINTS OFF TURNOVERS

### BP - BENCH POINTS

### FB - FAST BREAK

Opponent	Result	PP	POT	2nd	BP	FB
UNC Asheville		32	2	6	9	0
at Kentucky	W, 89-57	50	20	25	34	8
Northern Kentucky		18	22	11	28	2
at Kentucky	W, 93-63	36	11	21	30	8
Michigan State		44	18	14	11	21
vs. Kentucky	L, 78-74	40	9	24	9	2
Robert Morris		16	14	14	21	0
at Kentucky	W, 87-49	36	10	16	29	14
UT Arlington		34	14	15	17	7
at Kentucky	W, 105-76	48	24	28	27	12
Cleveland State		22	9	18	4	4
at Kentucky	W, 68-61	28	17	17	19	8
E. Michigan		30	18	4	40	12
at Kentucky	W, 81-63	38	11	23	29	8
Providence		14	17	18	7	2
vs. Kentucky	W, 79-65	36	8	9	11	6
Baylor		38	7	14	7	14
vs. Kentucky	L, 67-62	26	12	6	2	0
Boise State		24	18	16	8	4
at Kentucky	W, 70-55	44	7	13	0	10
at North Carolina		38	22	12	11	14
Kentucky	L, 82-77	34	13	19	8	4
Belmont		34	14	10	20	8
at Kentucky	W, 93-80	52	12	17	12	6
Louisville		24	14	6	14	10
at Kentucky	W, 73-66	42	14	17	8	6
Mississippi State		36	8	7	29	16
at Kentucky	W, 85-63	46	19	17	26	10
at Vanderbilt		30	13	5	3	10
Kentucky	W, 71-62	36	18	15	19	2
at Arkansas		26	21	14	29	2
Kentucky	L, 87-85 OT	42	7	12	17	6
Tennessee		38	9	20	11	10
at Kentucky	W, 74-66	26	13	10	8	4
Texas A&M		32	12	4	13	12
at Kentucky	W, 68-51	30	12	15	25	4
Georgia						
at Kentucky						
at LSU						
Kentucky						
at Missouri						
Kentucky						
Ole Miss						
at Kentucky						
at Mississippi St.						
Kentucky						
at Auburn						
Kentucky						
Florida						
at Kentucky						
at Ole Miss						
Kentucky						
LSU						
at Kentucky						
Arkansas						
at Kentucky						
at South Carolina						
Kentucky						
Alabama						
at Kentucky						
at Florida						
Kentucky						

## MISCELLANEOUS STATS

### Leading Scorer

Randle	6
Young	6
Aaron Harrison	3
Andrew Harrison	2
Cauley-Stein	1
Poythress	1

### Leading Rebounder

Randle	15
Cauley-Stein	4
Aa. Harrison	1
Johnson	1
Young	1

### Leader in Assists

Andrew Harrison	10
Aaron Harrison	4
Young	4
Randle	3
Hawkins	2
Poythress	1

### Charges Drawn

Opponents	12
Kentucky	0

### Dunks

Opponents	41
Kentucky	89

Cauley-Stein	25
Randle	21
Poythress	18
Young	11
Lee	6
Aaron Harrison	3
Johnson	3
Floreal	1
Willis	1

### 20-Point Scoring Game

Opponents	12
Kentucky	15

Randle	6
Aaron Harrison	4
Young	4
Andrew Harrison	1

### 30-Point Scoring Game

Opponents	0
Kentucky	0

### 40-Point Scoring Game

Opponents	0
Kentucky	0

### Technical Fouls

Opponents	2
Kentucky	4

John Calipari	1
Willie Cauley-Stein	1
Aaron Harrison	1
Team	1

### Fouled Out

Opponents	12
Kentucky	5

Cauley-Stein	1
Andrew Harrison	1
Alex Poythress	1
Julius Randle	1
James Young	1

### Three-Point Plays

Opponents	10
Kentucky	28

Randle	10
Aaron Harrison	6
Andrew Harrison	6
Young	3
Cauley-Stein	2
Poythress	1

### Four-Point Plays

Opponents	0
Kentucky	0

### UK's First Substitution

Poythress	9
Johnson	7
Cauley-Stein	4
Hawkins	4

### Forced 5-Second Call

Opponents	0
Kentucky	0

### Forced Shot Clock Violations

Opponents	2
Kentucky	10

### 10-Second Violations

Opponents	0
Kentucky	0

### 3-Second Violations

Opponents	0
Kentucky	0

### Jump Balls Controlled

Opponents	3
Kentucky	16

Lee	5/5
Cauley-Stein	11/14

### First Score (3-Pointers)

Opponents	4
Kentucky	1

Andrew Harrison	1
-----------------	---

### Runs of 10-0 or Better

Opponents	1
Kentucky	10



## HEAD COACH JOHN CALIPARI

### Most Wins

Since the 2005-06 season, John Calipari's on-court record ranks him as the winningest coach over the last seven-plus seasons. Totals through Jan. 21.

1.	John Calipari	272-43
2.	Bill Self	266-46
3.	Mike Krzyzewski	249-54
4.	Thad Matta	244-64
5.	Roy Williams	241-68

### On Pace with the Baron of the Bluegrass

Legendary coach Adolph Rupp won 876 career games while the coach of UK. He also led the Blue and White to five NCAA titles during his 41-year tenure. However, current UK coach John Calipari is keeping pace with the legend as far as victories to begin his career at Kentucky. In his 168th game, Coach Rupp's Cats defeated Vanderbilt 51-37 to begin a 12-game winning streak.

Coach	Games	Record
Rupp	167	136-31
Calipari	167	137-30

### Calipari on a Roll in Conference Play

Calipari has recorded a 103-15 record in league play over the last six-plus seasons. He's 56-15 in SEC action at the helm of Kentucky.

### Calipari Comfortable at Home

Since the 2000 season, John Calipari-coached teams have posted a 234-21 (.918) record at home. In Calipari's first season, UK tallied an 18-0 mark at home, and the Cats were 15-0 in Rupp in his second season. Kentucky finished 18-0 in 2011-12 and is 12-0 this season.

His 54-game winning streak at Rupp was the longest streak since the arena opened in 1976.

### The Success Rate

Coach Calipari has graduated 100% of the players (10 of 10) who have been eligible to graduate by the end of their senior years and exhausted their athletic eligibility. Of that group, Patrick Patterson and Jarrod Polson each completed their degrees in just three years. Current senior Jon Hood has also received a bachelor's degree, and will have another year of eligibility.

**Overall Record:** 582-170 (.774)

**March/April Record:** 122-35 (.777)

**NCAA Record:** 38-13 (.745)

**Record in Conference Games:** 264-81 (.765)

**Record in Conference Tournament:** 42-11 (.792)

- Calipari owns the most single-season wins with 38, tying his own record (Memphis, '08) in 2012 with 38 wins.
- Calipari is one of two coaches (Roy Williams) in NCAA Division-I history to have 400 or more wins in the first 16 years as a head coach. Calipari had 416 wins in his first 16 years.
- Calipari is the winningest coach in NCAA Division-I history for a five-year span with 173 victories (2008-12).
- Calipari is the first coach in NCAA Division-I history to record five-straight on-court 30-win seasons. Memphis hit the 30-win plateau from 2006-09.
- Calipari is one of only two coaches (Rick Pitino) to lead three different schools to a Final Four.
- Calipari started with a 54-0 record in Rupp Arena as head coach of the Wildcats.
- Calipari has 17 players that have been chosen in the NBA Draft (13 first-round) over the last four seasons.

## UK BESTS UNDER CALIPARI

### TEAM

#### Most Points Scored

1.	108 Marist,	11/11/11
2.	105 UT Arlington	11/19/13
3.	104 LIU Brooklyn,	11/23/12
	104 Hartford,	12/29/09

#### Fewest Points Allowed

1.	38 Eastern Michigan,	1/2/13
2.	40 Radford,	11/23/11
3.	44, three times	

#### Field goals made

1.	46 Marist,	11/11/11
2.	42 LIU Brooklyn,	11/23/12
3.	41 Hartford,	12/29/09

#### Field goals attempted

1.	77 Arkansas,	1/23/10
2.	75 Marist,	11/11/11
3.	71 at Arkansas,	2/23/11
	71 at Georgia,	1/08/11

#### Field-goal percentage (20 made)

1.	.697 LIU Brooklyn,	11/23/12
	(42-62)	
2.	.645 Lafayette,	11/16/12
	(40-62)	
3.	.643 Providence	12/1/13
	(27-42)	

#### 3-point field goals made

1.	15 vs. Georgia,	3/1/12
	15 vs East Tenn. St.,	3/18/10
3.	14 Hartford,	12/29/09

#### 3-point field goals attempted

1.	33 Chattanooga,	12/17/11
	33 vs East Tenn. St.,	3/18/10
	33 Arkansas,	1/23/10

#### 3-point FG percentage (10 made)

1.	.625 Boston,	11/30/10
2.	.579 Lafayette	11/16/12
	(11-19)	
3.	.556 vs. Georgia,	3/1/12
	(15-27)	

#### Free throws made

1.	35 vs. Indiana,	3/23/12
2.	32 Louisville,	12/31/11
3.	30, twice	

#### Free throws attempted

1.	48 vs. UNC Asheville	11/8/13
2.	44 at Indiana,	12/11/10
	44 vs. Baylor	3/25/12

#### Free-throw percentage (10 made)

1.	1,000 Florida,	2/7/12
	(11-11)	
	1,000 Austin Peay,	12/19/09
	(18-18)	
3.	.953 Tennessee,	1/18/14
	(23-24)	

#### Most rebounds

1.	59 Arkansas,	1/23/10
2.	57 Louisville,	12/31/12
3.	56 Robert Morris,	11/17/13

#### Most assists

1.	30 Hartford,	12/29/09
2.	28 LIU Brooklyn,	11/23/12
	28 vs UNC-Asheville,	11/30/09

#### Most steals

1.	15 vs. Lafayette,	11/16/12
2.	13 vs. UConn,	12/09/09
3.	12, five times	

#### Most blocked shots

1.	18 St. John's,	12/1/11
2.	14 at Georgia,	3/03/10
3.	13, four times	

#### Fewest turnovers

1.	3 at South Carolina,	2/4/12
2.	4 vs. Portland,	11/26/11
3.	6 at Vanderbilt,	2/11/12

### INDIVIDUAL

#### Most points

1.	35 Terrence Jones vs. Auburn	1/11/11
----	------------------------------	---------

#### Field goals made

1.	12 Terrence Jones vs. Oklahoma	11/22/10
----	--------------------------------	----------

#### Field goals attempted

1.	23, two times	
----	---------------	--

#### Field-goal percentage (8 made)

1.	.917 Doron Lamb vs. Winthrop	2/22/10 (11-12)
----	------------------------------	-----------------

#### 3-point field goals made

1.	8 Eric Bledsoe vs. E. Tenn. St.	(3/18/10)
----	---------------------------------	-----------

#### 3-point field goals attempted

1.	12 Kyle Wiltjer at Ole Miss	1/29/13
----	-----------------------------	---------

#### 3-point FG percentage (6 made)

1.	.889 Eric Bledsoe vs. East Tenn. St.	3/18/10 (8-9)
----	--------------------------------------	---------------

#### Free throws made

1.	13 Julius Randle vs. Belmont	12/21/13
----	------------------------------	----------

#### Free throws attempted

1.	19 Julius Randle vs. Belmont	12/21/13
----	------------------------------	----------

#### Free-throw percentage (6 made)

1.	1,000 25 tied	
	Most Recent: Andrew Harrison vs. Tennessee	1/18/14 (10-10)

#### Most rebounds

1.	19 Michael Kidd-Gilchrist vs. Louisville	12/31/11
----	--	----------

#### Most assists

1.	16 John Wall vs. Hartford	12/29/09
----	---------------------------	----------

#### Most steals

1.	6, two times	
----	--------------	--

#### Most blocked shots

1.	12 Nerlens Noel at Ole Miss	1/29/13
----	-----------------------------	---------



## THE LAST TIME ...

### INDIVIDUAL

**Scored 25 Points** - Andrew Harrison (26) vs. Tenn., 1/18/14  
**Scored 30 Points** - Brandon Knight (30) vs. WVU, 3/19/11  
**Scored 35 Points** - Terrence Jones (35) vs. Auburn, 1/11/11  
**Scored 40 Points** - Jodie Meeks (45) at Arkansas, 2/14/09  
**Scored 45 Points** - Jodie Meeks (45) at Arkansas, 2/14/09  
**Scored 50 Points** - Jodie Meeks (54) at Tennessee, 1/13/09

**Two Players Had 20 Points** - James Young (23)/Julius Randle (20) at Arkansas, 1/14/14

**Three Players Had 20 Points** - DeMarcus Cousins (27)/John Wall (21)/Patrick Patterson (20) vs. Sam Houston State, 11/19/09

**Two Players Had 30 Points** - Patrick Patterson (33) and Jodie Meeks (32) vs. Tennessee State, 12/22/08

**Scored 20 Points in Two Straight Games** - Aaron Harrison (2) 12/14/13 - 12/21/13

**Scored 20 Points in Three Straight Games** - Julius Randle (3) 11/08/13 - 11/12/13

**Scored 20 Points in Four Straight Games** - Alex Poythress (4) 11/13/12 - 11/23/12

**Scored 20 points in Five Straight Games** - Jodie Meeks (9) 12/29/08 - 1/31/09

**Scored 20 points in Six Straight games** - Jodie Meeks (9) 12/29/08 - 1/31/09

**Scored 20 points in Seven Straight games** - Jodie Meeks (9) 12/29/08 - 1/31/09

**Scored 20 points in Eight Straight games** - Jodie Meeks (9) 12/29/08 - 1/31/09

**Scored 20 points in Nine Straight games** - Jodie Meeks (9) 12/29/08 - 1/31/09

**Scored 20 points in 10 Straight games** - Kevin Grevey (12) 12/20/74 - 1/27/75

**Scored 20 points in 12 Straight games** - Kevin Grevey (12) 12/20/74 - 1/27/75

**Scored 25 Points in Three Straight Games** - Tayshaun Prince (3) 3/11/-01-3/1701

**Scored 30 Points in Two Straight Games** - Jodie Meeks vs. Appalachian State (46) 12/20/08; vs. Tennessee State (32) 12/22/08

**Scored 30 Points in Three Straight Games** - Dan Issel (6) 2/14/70-3/2/70

**Scored in double figures in 10 straight Games** - Julius Randle (13) 11/8/13-12/28/13

**Scored in double figures in 15 straight Games** - Brandon Knight (28) 11/30/10 - 3/13/11

**Scored in double figures in 20 straight Games** - Brandon Knight (28) 11/30/10 - 3/13/11

**Scored in double figures in 25 straight Games** - Brandon Knight (28) 11/30/10 - 3/13/11

**Scored in double figures in 30 straight Games** - Jodie Meeks (32) 11/14/08 - 3/12/09

**Five Players Scored in Double Figures** - James Young (26), Julius Randle (22), Andrew Harison (15), Willie Cauley-Stein (14), Marcus Lee (10) vs. UT Arlington, 11/19/13

**Six Players Scored in Double Figures** - Archie Goodwin (18), Alex Poythress (16), Nerlens Noel (13), Willie Cauley-Stein (12), Kyle Wiltjer (10), Julius Mays (10) vs. Samford 12/4/12

**Seven Players Scored in Double Figures** - Randolph Morris (17), Kelenna Azubuike (15), Patrick Sparks (14), Chuck Hayes (12), Rajon Rondo (11), Ravi Moss (10) and Ramel Bradley (10) vs. Mississippi State 2/19/05

**Four Players with 15 or more points** - Julius Mays (24), Alex Poythress (21), Archie Goodwin (18), Ryan Harrow (14) vs. Missouri, 2/23/13

**Double-Double** - Julius Randle (13 points, 11 rebounds) vs. Texas A&M, 1/21/14

**Triple-Double** - Chris Mills (19 points, 10 rebounds, 10 assists) vs. Austin Peay, 12/27/88

**20-10 Game** - Julius Randle (20 points, 14 rebounds) at Arkansas, 1/14/14

**20-15 Game** - Julius Randle (23 points, 15 rebounds) vs. UNC Asheville, 11/8/13

**30-10 Game** - Tayshaun Prince (33 points, 11 rebounds) vs. Tennessee State, 12/22/98

**Back-to-back 20-10 Games** - Julius Randle (2) 11/8/13-11/10/13

**Three-Straight 20-10 Games** - Julius Randle (3) 11/8/13-11/12/13

**Double-Double in Points and Rebs** - Julius Randle (13 points, 11 rebounds) vs. Texas A&M, 1/21/14

**Double-Double in Points and Assists** - Marquis Teague (12 points, 10 assists) vs. Florida, 2/7/12

**Double-Double in Points and Blocks** - Never

**Double-Double in Points and Steals** - Never

**Double-double in two consecutive games** - James Young (18p, 10r) vs. Louisville, (12/18/13); (26p, 10r) vs. Mississippi State (1/8/14)

**Double-double in three consecutive games** - Julius Randle (7) 11/18/13-11/27/13

**Double-double in four consecutive games** - Julius Randle (7) 11/18/13-11/27/13

**Double-double in five consecutive games** - Julius Randle (7) 11/18/13-11/27/13

**Double-double in six consecutive games** - Julius Randle (7) 11/18/13-11/27/13

**Double-double in seven consecutive games** - Julius Randle (7) 11/18/13-11/27/13

**Double-double in 10 consecutive games** - Jim Andrews, 1972-73 season

**Two players record double-doubles**- Willie Cauley-Stein (14 pts, 10 rebs); Julius Randle (22 pts, 10 rebs) vs. UT Arlington, 11/19/13

**Three players record double-doubles**- DeMarcus Cousins (19 pts, 14 rebs)/Patrick Patterson (19 pts, 10 rebs)/John Wall (18 pts, 10 rebs) at Mississippi State, 2/16/10

**Four players record double-doubles**- Jack Givens (30 pts, 13 rebs)/Kyle Macy (16 pts, 10 assts)/Mike Phillips (22 pts, 18 rebs)/Rick Robey (23 pts, 13 rebs) vs. Southern Methodist, 11/26/77

**Five players record double-doubles**- Never

**Made 12 FG in a game** - Terrence Jones (12) vs. OU, 11/22/10

**Made 15 FG in a game** - Jodie Meeks (17) at ARK., 2/14/09

**Made 16 FG in a game** - Jodie Meeks (17) at ARK, 2/14/09

**Made 17 FG in a game** - Jodie Meeks (17) at ARK, 2/14/09

**Made 18 FG in a game** - Melvin Turpin (18) vs. UGA, 3/8/84

**Made 19 FG in a game** - Dan Issel (19) vs. Alabama 2/23/70

**Made 20 FG in a game** - Dan Issel (23) vs. Ole Miss 2/7/70

**Made 21 FG in a game** - Dan Issel (23) vs. Ole Miss 2/7/70

**Made 22 FG in a game** - Dan Issel (23) vs. Ole Miss 2/7/70

**Made 23 FG in a game** - Dan Issel (23) vs. Ole Miss 2/7/70

**Attempted 17 FG in a game** - James Young (17) at Arkansas (1/14/14)

**Attempted 18 FG in a game** - James Young (18) vs. Mississippi State (1/8/14)

**Attempted 19 FG in a game** - Kyle Wiltjer (19) at Ole Miss (1/29/13)

**Attempted 20 FG in a game** - Brandon Knight (23) vs. UConn, 4/2/11

**Attempted 25 FG in a game** - Jodie Meeks (27) vs. VMI, 11/14/08

**Made 5 3-pointers in a game** - James Young (5) vs UT Arlington, 11/19/13

**Made 6 3-pointers in a game** - Kyle Wiltjer (7) vs. Lipscomb, 12/15/12

**Made 7 3-pointers in a game** - Kyle Wiltjer (7) vs. Lipscomb, 12/15/12

**Made 8 3-pointers in a game** - Eric Bledsoe (8) vs. East Tennessee State (NCAA Tournament), 3/18/10

**Made 9 3-pointers in a game** - Jodie Meeks (10) at Tennessee, 1/13/09

**Made 10 3-pointers in a game** - Jodie Meeks (10) at Tennessee, 1/13/09

**Made 11 3-pointers in a game** - Never

**Attempted 10 3-pointers in a game** - James Young (10) vs. Mississippi State, 1/8/14

**Attempted 15 3-pointers in a game** - Jodie Meeks (15) at Tennessee, 1/13/09

**Attempted 16 3-pointers in a game** - Derrick Miller (16) vs. LSU 2/15/90

**Attempted 19 3-pointers in a game** - Derrick Miller (19) vs. Kansas 12/6/89

**Attempted 18 3-pointers in a game** - Derrick Miller (19) vs. Kansas 12/6/89

**Attempted 19 3-pointers in a game** - Derrick Miller (19) vs. Kansas 12/6/89

**Made a 3-pointer in 10 straight games** - Julius Mays (18), 12/29/12-3/2/13

**Made a 3-pointer in 15 straight games** - Julius Mays (18), 12/29/12-3/2/13

**Made two 3-pointers in 10 straight games** - Jodie Meeks (16), 12/3/08-1/31/09

**Made three 3-pointers in 10 straight games** - Gerald Fitch (20) 1/14/03-3/23/03

**Made three 3-pointers in 15 straight games** - Gerald Fitch (20) 1/14/03-3/23/03

**Made three 3-pointers in 20 straight games** - Gerald Fitch (20) 1/14/03-3/23/03

**Made three 3-pointers in 25 straight games** - Keith Bogans (29) 3/14/02-2/26/03

**Made 8 FT in a game** - Alex Poythress (8) vs. TAMU, 1/21/14

**Made 9 FT in a game** - Andrew Harrison (10) vs. UT, 1/18/14

**Made 10 FT in a game** - Andrew Harrison (10) vs. UT, 1/18/14

**Made 11 FT in a game** - Julius Randle (13) vs. Belmont, 12/21/13

**Made 12 FT in a game** - Julius Randle (13) vs. Belmont, 12/21/13

**Made 13 FT in a game** - Julius Randle (13) vs. Belmont, 12/21/13

**Made 14 FT in a game** - Jodie Meeks (14) at UT, 1/13/09

**Made 15 FT in a game** - Rodrick Rhodes (16) vs. Ole Miss 1/18/95

**Made 16 FT in a game** - Rodrick Rhodes (16) vs. Ole Miss 1/18/95

**Made 17 FT in a game** - Dwight Anderson (18) vs. Mississippi State 2/12/79

**Made 18 FT in a game** - Dwight Anderson (18) vs. Mississippi State 2/12/79

**Attempted 10 FT in a game** - Andrew Harrison (10) vs. Tennessee, 1/18/14

**Attempted 15 FT in a game** - Julius Randle (19) vs. Belmont, 12/21/13

**Attempted 20 FT in a game** - Heshimu Evans (20) vs. Ole Miss 3/5/99

**15 Rebs** - Julius Randle (15) vs. Cleveland State, 11/25/13

**16 Rebs** - Julius Randle (16) vs. UNC Asheville, 11/8/13

**20 Rebs** - Jared Prickett (20) vs. Arkansas 2/9/94

**25 Rebs** - Mike Phillips (28) vs. Tennessee 1/10/76

**30 Rebs** - Cotton Nash (30) vs. Ole Miss 2/8/64

**34 Rebs** - Bob Burrow (34) vs. Temple 12/10/55

**10+ Rebs in three consecutive games** - Julius Randle (3) at 1/8/14-1/14/14

**10+ Rebs in four consecutive games** - Julius Randle (7) at 11/8/13-11/27/13

## THE LAST TIME ...

**10+ Rebs in five consecutive games** - Julius Randle (7) at 11/8/13-11/27/13  
**10+ Rebs in six consecutive games** - Julius Randle (7) at 11/8/13-11/27/13  
**10+ Rebs in seven consecutive games** - Julius Randle (7) at 11/8/13-11/27/13  
**10+ Rebs in eight consecutive games** - DeMarcus Cousins (9) 1/16/10 - 2/16/10  
**10+ Rebs in nine consecutive games** - DeMarcus Cousins (9) 1/16/10 - 2/16/10  
**Two players had 10 rebounds** - Julius Randle (14), James Young (10) vs. Mississippi State, 1/8/14  
**Three players had 10 rebounds** - Michael Kidd-Gilchrist (19), Terrence Jones (11), Anthony Davis (10) vs. Louisville, 12/31/11

**8 Assists** - Ryan Harrow (8) at Auburn, 1/19/13  
**9 Assists** - Archie Goodwin (9) vs. LIU Brooklyn, 11/23/12  
**10 Assists** - Julius Mays (10) vs. Lafayette, 11/16/12  
**11 Assists** - John Wall (11) vs. E. Tennessee St., 3/18/10  
**12 Assists** - John Wall (16) vs. Hartford, 12/29/09  
**13 Assists** - John Wall (16) vs. Hartford, 12/29/09  
**14 Assists** - John Wall (16) vs. Hartford, 12/29/09  
**15 Assists** - John Wall (16) vs. Hartford, 12/29/09  
**16 Assists** - John Wall (16) vs. Hartford, 12/29/09  
**5+ Assists in Four Consecutive Games** - John Wall (7) (2/27/10 to 3/27/10)  
**8+ Assists in Two Consecutive Games** - Marquis Teague (3) (2/7/12 to 2/18/12)

**4 Blocks** - Willie Cauley-Stein (5) at N. Carolina, 12/14/13  
**5 Blocks** - Willie Cauley-Stein (5) at N. Carolina, 12/14/13  
**6 Blocks** - Willie Cauley-Stein (9) vs. Boise State, 12/10/13  
**7 Blocks** - Willie Cauley-Stein (9) vs. Boise State, 12/10/13  
**8 Blocks** - Willie Cauley-Stein (9) vs. Boise State, 12/10/13  
**9 Blocks** - Willie Cauley-Stein (9) vs. Boise State, 12/10/13  
**10 Blocks** - Nerlens Noel (12) at Ole Miss, 1/29/13  
**11 Blocks** - Nerlens Noel (12) at Ole Miss, 1/29/13  
**12 Blocks** - Nerlens Noel (12) at Ole Miss, 1/29/13

**5 Steals** - Nerlens Noel (6) vs. Baylor, 12/1/12  
**6 Steals** - Nerlens Noel (6) vs. Baylor, 12/1/12  
**7 Steals** - Rajon Rondo (8) vs. Mississippi State, 2/19/05  
**8 Steals** - Rajon Rondo (8) vs. Mississippi State, 2/19/05

**Played every minute** - Anthony Davis (40) vs. Iowa State, 3/17/12  
**Played 40+ minutes** - James Young (40) at Arkansas, 1/14/14  
**Played over 50 minutes** - Patrick Patterson (50) vs. Vanderbilt, 1/12/08  
**Technical Foul** - Team, vs. Vanderbilt, 1/11/14

**Fouled Out** - Willie Cauley-Stein at Arkansas, 1/14/14  
**Two Players Fouled Out** - Alex Poythress and James Young at North Carolina, 12/14/13  
**Three Players Fouled Out** - Archie Goodwin, Ryan Harrow, and Alex Poythress at Georgia, 3/7/13  
**Four Players Fouled Out** - Terrence Jones, Josh Harrellson, Brandon Knight, Eloy Vargas, at UNC 12/4/10

## TEAM

**Started four freshmen** - Aaron Harrison, Andrew Harrison, Julius Randle, James Young vs. Texas A&M, 1/21/14  
**Started five freshmen** - Aaron Harrison, Andrew Harrison, Marcus Lee, Julius Randle, James Young vs. Eastern Michigan, 11/27/13

**Scored 90 or More Points** - 93 vs. Belmont, 12/21/13 (W, 93-80)  
**Scored 90 or More Points (SEC Game)** - 90 vs. Missouri, 2/23/13 (W, 90-83, OT)  
**Scored 100 or More Points** - 105 vs. UT Arlington, 11/19/13 (W, 105-76)

**Scored 100 or More Points (SEC Game)** - 101 vs. Arkansas, 1/23/10 (W, 101-70)  
**Scored 110 or More Points** - 115 vs. Tennessee State [NCAA First round], 12/30/02 (W, 115-87)  
**Scored 110 or More Points (SEC Game)** - 120 vs. Vanderbilt, 2/7/96 (W, 120-81)  
**Scored 120 or More Points** - 120 vs. Vanderbilt, 2/7/96 (W, 120-81)  
**Scored 120 or More Points (SEC Game)** - 120 vs. Vanderbilt, 2/7/96 (W, 120-81)  
**Scored 130 or More Points** - 143 vs. Georgia, 2/27/56 (W, 143-66)  
**Scored 140 or More Points** - 143 vs. Georgia, 2/27/56 (W, 143-66)  
**Scored 150 or More Points** - Never  
**Scored Less than 50 Points** - 48 vs. Vanderbilt, 3/15/13 (L, 64-48)  
**Allowed 90 or More Points** - 90 by Indiana, 3/23/12 (W, 102-90)  
**Allowed 90 or More Points (SEC Game)** - 90 by Georgia, 3/4/09 (L, 90-85)  
**Allowed 100 or More Points** - 111 by VMI, 11/14/08 (L, 111-103)  
**Allowed 100 or More Points (SEC Game)** - 101 by Arkansas, 2/10/93 (L, 101-94)  
**Allowed Less Than 50 Points** - 49 vs. Robert Morris 11/17/13, (W, 87-49)  
**Allowed Less Than 50 Points (SEC)** - 49 vs. Georgia 3/1/12, (W, 79-49)

**Shot 70% from the field** - .722 vs. Mississippi St., 2/15/86  
**Shot 65% from the field** - .677 vs. LIU Brooklyn, 11/23/12  
**Shot 30% or less from the field** - .296 vs. Baylor, 12/1/12  
**Allowed 50% shooting** - .500 vs. Vanderbilt, 1/11/14  
**Allowed 60% shooting** - .640 by Florida, 3/4/07  
**Allowed 20% or less shooting** - .200 by Central Arkansas, 11/6/07 (10-50)  
**Allowed 30% or less shooting** - .232 vs. Robert Morris 11/17/13 (16-69)  
**Held opponent to zero 3-pointers** - at Auburn, 1/19/13 (0-15)

**Shot 90% or Better from Free Throw Line** - 95.8 (23-24) vs. Tennessee (1/18/14)  
**Shot 100% from Free Throw Line** - 11-11 vs. Florida, 2/7/12  
**Shot 50% or Less from Free Throw Line** - .500 vs. Vanderbilt, 3/15/13 (8-16)  
**Attempted 40 FT** - at Arkansas (40), 1/14/14  
**Attempted five or less FT** - vs. South Carolina (4) 1/21/06  
**Made 30 FT** - 30 vs. UNC Asheville (30-48) 11/8/13

**Hit 10 3-pointers** - 10 vs. E. Michigan, 1/2/13 (10-26)  
**Hit 11 3-pointers** - 11 vs. Lafayette, 11/16/12 (11-19)  
**Hit 12 3-pointers** - 15 vs. Georgia, 3/1/12 (15-27)  
**Hit 13 3-pointers** - 15 vs. Georgia, 3/1/12 (15-27)  
**Hit 14 3-pointers** - 15 vs. Georgia, 3/1/12 (15-27)  
**Hit 15 3-pointers** - 15 vs. Georgia, 3/1/12 (15-27)  
**Hit 16 3-pointers** - 16 vs. UNC-Asheville, 12/23/96 (16-33)  
**Hit 17 3-pointers** - 20 vs. LSU, 3/4/95 (20-35)  
**Hit 18 3-pointers** - 20 vs. LSU, 3/4/95 (20-35)  
**Hit 19 3-pointers** - 20 vs. LSU, 3/4/95 (20-35)  
**Hit 20 3-pointers** - 20 vs. LSU, 3/4/95 (20-35)  
**Hit 21 3-pointers** - 21 vs. North Carolina, 12/27/89 (21-48)  
**Hit 22 3-pointers** - Never

**Scored 100 Points in Two Consecutive Games** - 3/25/93-3/27/93  
**Scored 100 Points in Three Consecutive Games** - 12/16/77-12/23/77  
**Scored 100 Points in Consecutive SEC Games** - 2/27/56-3/3/56  
**Won game by 50 points or more** - 52 vs. Eastern Michigan (W, 90-38) 1/2/13  
**Won game by 60 points or more** - 62 vs. Vanderbilt (W, 106-44) 3/5/03

**Won game by 70 points or more** - 74 vs. Tennessee-Martin (W, 124-50) 11/26/94

**Lost game by 30 points or more** - 30 at Tennessee (L, 88-58) 2/16/13  
**Lost game by 40 points or more** - 41 at Vanderbilt (L, 93-52) 2/12/08  
**Lost game by 50 points or more** - 55 at Kansas (L, 150-95) 12/9/89  
**Lost game by 60 points or more** - 70 vs. Central (L, 87-17) 1/28/1910  
**Lost game by 70 points or more** - 70 vs. Central (L, 87-17) 1/28/1910

**Game decided by one point** - at Indiana, 12/10/11 (L, 73-72)  
**Game decided by two points** - at Arkansas, 1/14/14 (L, 87-85 OT)  
**Game decided by three points** - at Louisville, 12/29/12 (L, 80-77)

**Two consecutive games decided by one point** - vs. North Carolina (W, 73-72) 12/3/11 and at Indiana (L, 73-72) 12/10/11  
**Three consecutive games decided by one point** - Never

**Two consecutive games decided by two points** - at Ole Miss (L, 71-69) 2/1/11 and Florida (L, 70-68) 2/5/11


**Came back from 18-point deficit for win** - W, 72-70 vs. Miami Univ. (11/16/09); Trailed 36-18 (7:04 in 1st)  
**Came back from 19-point deficit for win** - W, 80-77 vs. Florida (3/2/94); Trailed 33-14 (7:00 in 1st)  
**Came back from 20-point deficit for win** - W, 99-95 at LSU (2/15/94); Trailed 68-37 (15:34 in 2nd)  
**Came back from 30-point deficit for win** - W, 99-95 at LSU (2/15/94); Trailed 68-37 (15:34 in 2nd)  
**Came back from 31-point deficit for win** - W, 99-95 at LSU (2/15/94); Trailed 68-37 (15:34 in 2nd)

**Pulled down 50 rebounds** - 50 (15-35) at Arkansas, 1/14/14  
**Pulled down 55 rebounds** - 56 (17-39) vs. Robert Morris, 11/17/13  
**Pulled down 60 rebounds** - 62 (19-43) vs. Morehead State, 12/16/96

**Played an Overtime Game** - at Arkansas, 1/14/14, (L, 87-85)  
**Won an Overtime Game** - vs. Missouri, 2/23/13, (W, 90-83 OT)  
**Played an SEC Overtime Game** - at Arkansas, 1/14/14, (L, 87-85 OT)  
**Won an SEC Overtime Game** - vs. Missouri, 2/23/13, (W, 90-83 OT)  
**Lost an Overtime Game** - at Arkansas, 1/14/14, (L, 87-85 OT)  
**Lost an SEC Overtime Game** - at Arkansas, 1/14/14, (L, 87-85 OT)

**Played Two Overtimes** - vs. Vanderbilt, 1/12/08 (W, 79-73, 2ot)  
**Played Three Overtimes** - vs. Temple 12/7/57 (W, 85-83)  
**Played Four Overtimes** - Never played four overtime game  
**Played consecutive games that went to overtime** - 12/9/78 vs. Kansas (W, 67-66) and 12/16/78 vs. Indiana (L, 68-67)

# PLAYER BIOS



15	Willie Cauley-Stein	F	7-0	244	Sophomore	Olathe, Kan. (Northwest)
----	---------------------	---	-----	-----	-----------	--------------------------

- Led Kentucky with 15 points and six rebounds as the Wildcats knocked off Vanderbilt on the road.


- Has led UK in blocks 11 times this year.

- Leads Kentucky with 58 blocks on the season and ranks 17th in UK history with 118 career blocked shots.
- Has scored in double figures seven times, while pulling down 10+ rebounds in five games.
- Majors in Art Studio.

2013-14 Season Highs	Categories	Career Highs
16, vs. Belmont (12/21/13)	Pts	20, vs. Vanderbilt (2/20/13)
13, vs. Robert Morris (11/17/13)	Rebs	13, vs. Robert Morris (11/17/13)
8, vs. Belmont (12/21/13)	FG Made	8, twice
12, vs. Eastern Michigan (11/27/13)	FG Atts.	12, vs. Eastern Michigan (11/27/13)
-	3-FG Made	-
-	3-FG Atts.	-
5, vs. Cleveland State (11/25/13)	FTs Made	5, vs. Cleveland State (11/25/13)
7, twice	FTs Atts.	8, at Arkansas (3/2/13)
4, vs. UNC Asheville (11/8/13)	Assists	4, three times
3, vs. UNC Asheville (11/8/13)	Steals	3, three times
9, twice	Blocks	9, twice
36, vs. Providence (12/1/13)	Minutes	37, at Arkansas (3/2/13)

## Last Five Games

Opponent	Minutes	FG-A	Pct.	3P-A	Pct.	FT-A	Pct.	O-D-T	PF	Assists	TO	Blocks	Steals	Points
Miss. State	25 Start	5-6	.833	0-0	.000	2-5	.400	2-2-4	2	1	0	2	1	12
Vandy	31 Start	7-9	.778	0-0	.000	1-4	.250	2-4-6	2	0	1	1	2	15
Arkansas	18 Start	1-2	.500	0-0	.000	0-0	.000	0-6-6	5	0	0	1	0	2
Tennessee	19 Start	0-5	.000	0-0	.000	0-0	.000	2-1-3	2	0	0	1	2	0
Texas A&M	9 Start	0-2	.000	0-0	.000	1-4	.250	1-0-1	4	0	2	0	0	1



24	E.J. Floreal	G	6-3	195	Freshman	Palo Alto, Calif. (Dunbar)
----	--------------	---	-----	-----	----------	----------------------------

- Has seen action in two games this year.


- Scored on a dunk in two minutes of action against Robert Morris.

- Father, Edrick, is the University of Kentucky Track and Cross Country Head Coach.
- Mother, LaVonna, is the 1992 Olympic Silver Medalist in the 100m hurdles.
- All-State track performer in high school.

2013-14 Season Highs	Categories	Career Highs
2, vs. Robert Morris (11/17/13)	Pts	2, vs. Robert Morris (11/17/13)
1, vs. Robert Morris (11/17/13)	Rebs	1, vs. Robert Morris (11/17/13)
1, vs. Robert Morris (11/17/13)	FG Made	1, vs. Robert Morris (11/17/13)
1, vs. Robert Morris (11/17/13)	FG Atts.	1, vs. Robert Morris (11/17/13)
-	3-FG Made	-
-	3-FG Atts.	-
-	FTs Made	-
-	FTs Atts.	-
-	Assists	-
1, vs. Robert Morris (11/17/13)	Steals	1, vs. Robert Morris (11/17/13)
1, vs. Robert Morris (11/17/13)	Blocks	1, vs. Robert Morris (11/17/13)
2, vs. Robert Morris (11/17/13)	Minutes	2, vs. Robert Morris (11/17/13)

## Last Five Games

Opponent	Minutes	FG-A	Pct.	3P-A	Pct.	FT-A	Pct.	O-D-T	PF	Assists	TO	Blocks	Steals	Points
Miss. State	1	0-0	.000	0-0	.000	0-0	.000	0-0-0	0	0	0	0	0	0
Vandy						DNP								
Arkansas						DNP								
Tennessee						DNP								
Texas A&M						DNP								



2	Aaron Harrison	G	6-6	218	Freshman	Richmond, Texas (Travis)
---	----------------	---	-----	-----	----------	--------------------------

- Has scored in double figures in three of five South-eastern Conference contests.

- Averaging 13.7 points per game and 11 in SEC play.

- Tallied double figures in 14 of 18 games.
- Leads the team in free throw percentage at .773, going 68-for-88 from the charity stripe.
- Leads the team in steals with 21.
- Worn #2 since he was in the second grade.

2013-14 Season Highs	Categories	Career Highs
28, vs. Robert Morris (11/17/13)	Pts	28, vs. Robert Morris (11/17/13)
7, vs. Eastern Michigan (11/27/13)	Rebs	7, vs. Eastern Michigan (11/27/13)
8, vs. North Carolina (12/14/13)	FG Made	8, vs. North Carolina (12/14/13)
16, vs. Belmont (12/21/13)	FG Atts.	16, vs. Belmont (12/21/13)
4, vs. Robert Morris (11/17/13)	3-FG Made	4, vs. Robert Morris (11/17/13)
7, twice	3-FG Atts.	7, twice
10, vs. Robert Morris (11/17/13)	FTs Made	10, vs. Robert Morris (11/17/13)
11, twice	FTs Atts.	11, twice
7, vs. Belmont (12/21/13)	Assists	7, vs. Belmont (12/21/13)
4, vs. UNC Asheville (11/8/13)	Steals	4, vs. UNC Asheville (11/8/13)
1, six times	Blocks	1, six times
38, twice	Minutes	38, twice

## Last Five Games

Opponent	Minutes	FG-A	Pct.	3P-A	Pct.	FT-A	Pct.	O-D-T	PF	Assists	TO	Blocks	Steals	Points
Miss. State	23 Start	1-5	.200	0-3	.000	3-5	.600	0-2-2	4	3	3	0	2	5
Vandy	31 Start	4-9	.444	1-5	.200	5-6	.833	0-4-4	0	2	1	0	2	14
Arkansas	24 Start	5-8	.625	2-3	.667	4-5	.800	1-0-1	4	1	2	1	0	16
Tennessee	26 Start	3-7	.429	2-4	.500	6-7	.857	0-4-4	4	1	2	0	2	14
Texas A&M	27 Start	1-5	.200	1-3	.333	3-4	.750	0-1-1	4	2	1	0	2	6



# PLAYER BIOS



5	Andrew Harrison	6	6-6	215	Freshman	Richmond, Texas (Travis)
---	-----------------	---	-----	-----	----------	--------------------------

- Recorded a season-best performance in UK's win over Tennessee, scoring 26 points, including going 10-of-10 from the charity stripe, and dished out three assists.

- Leads the team in assists, averaging 3.5 per game.
- Shooting .370 from beyond the arc, making 17-of-46 on the year.
- Has led UK in assists in 10 games.
- Growing up he was an avid rollerblader.

2013-14 Season Highs	Categories	Career Highs
26, vs. Tennessee (1/18/14)	Pts	26, vs. Tennessee (1/18/14)
8, three times	Rebs	8, three times
7, vs. Tennessee (1/18/14)	FG Made	7, vs. Tennessee (1/18/14)
16, vs. Louisville (12/28/13)	FG Atts.	16, vs. Louisville (12/28/13)
2, six times	3-FG Made	2, six times
7, vs. Texas A&M (1/21/14)	3-FG Atts.	7, vs. Texas A&M (1/21/14)
10, twice	FTs Made	10, twice
17, vs. North Carolina (12/14/13)	FTs Atts.	17, vs. North Carolina (12/14/13)
7, vs. North Carolina (12/14/13)	Assists	7, vs. North Carolina (12/14/13)
2, vs. Mississippi State (1/8/14)	Steals	2, vs. Mississippi State (1/8/14)
1, twice	Blocks	1, twice
38, three times	Minutes	38, three times

## Last Five Games

Opponent	Minutes	FG-A	Pct.	3P-A	Pct.	FT-A	Pct.	O-D-T	PF	Assists	TO	Blocks	Steals	Points
Miss. State	30	2-7	.286	1-3	.333	3-4	.750	0-2-2	2	2	4	0	0	8
Vandy	34	3-7	.429	2-3	.667	2-3	.667	4-4-8	3	4	0	0	0	10
Arkansas	38	2-9	.222	1-2	.500	2-3	.667	0-4-4	2	6	5	0	1	7
Tennessee	33	7-13	.538	2-3	.667	10-10	1.000	0-2-2	1	3	0	0	1	26
Texas A&M	38	3-12	.250	2-7	.286	0-0	.000	1-7-8	2	4	4	0	0	8



25	Dominique Hawkins	6	6-0	193	Freshman	Richmond, Ky. (Madison Central)
----	-------------------	---	-----	-----	----------	---------------------------------

- Dished out three assists in UK's wins over Robert Morris and Belmont.

Notched four points, two rebounds and two assists to open SEC play against Mississippi State.

- Averaging 11.6 minutes in his freshman season.
- Was named 2013 Kentucky Mr. Basketball.
- Named MVP of the KHSAA Sweet Sixteen, leading his team to a state championship.

2013-14 Season Highs	Categories	Career Highs
5, vs. Providence (12/1/13)	Pts	5, vs. Providence (12/1/13)
4, vs. Belmont (12/21/13)	Rebs	4, vs. Belmont (12/21/13)
2, twice	FG Made	2, twice
5, vs. Mississippi State (1/8/14)	FG Atts.	5, vs. Mississippi State (1/8/14)
1, twice	3-FG Made	1, twice
2, twice	3-FG Atts.	2, twice
2, vs. Mississippi State (1/8/14)	FTs Made	2, vs. Mississippi State (1/8/14)
2, three times	FTs Atts.	2, three times
3, twice	Assists	3, twice
1, four times	Steals	1, four times
1, vs. Robert Morris (11/17/13)	Blocks	1, vs. Robert Morris (11/17/13)
23, vs. Mississippi State (1/8/14)	Minutes	23, vs. Mississippi State (1/8/14)

## Last Five Games

Opponent	Minutes	FG-A	Pct.	3P-A	Pct.	FT-A	Pct.	O-D-T	PF	Assists	TO	Blocks	Steals	Points
Miss. State	23	1-5	.200	0-2	.000	2-2	1.000	0-2-2	3	2	0	0	0	4
Vandy	5	0-1	.000	0-1	.000	0-0	.000	0-1-1	1	0	0	0	0	0
Arkansas	5	0-0	.000	0-0	.000	0-0	.000	0-0-0	2	0	0	0	0	0
Tennessee	7	0-0	.000	0-0	.000	0-0	.000	0-0-0	2	0	0	0	0	0
Texas A&M	1	0-1	.000	0-1	.000	0-0	.000	0-0-0	0	0	1	0	0	0



4	Jon Hood	6	6-7	215	Senior	Madisonville, Ky. (North Hopkins)
---	----------	---	-----	-----	--------	-----------------------------------

- Nailed a 3-pointer and two free throws to score five points in UK's win over Northern Kentucky.

- Has played in 78 games throughout his career at UK.

- The only remaining player from Coach Calipari's original roster.
- .789 career free throw shooter.
- Has played with 17 NBA players during his time at Kentucky.
- Named Kentucky Mr. Basketball in 2009.

2013-14 Season Highs	Categories	Career Highs
5, vs. Northern Kentucky (11/10/13)	Pts	7, vs. Coppin State (12/28/10)
1, vs. Northern Kentucky (11/10/13)	Rebs	4, twice
1, vs. Northern Kentucky (11/10/13)	FG Made	2, five times
2, vs. Northern Kentucky (11/10/13)	FG Atts.	7, vs. Coppin State (12/28/10)
1, vs. Northern Kentucky (11/10/13)	3-FG Made	2, vs. Samford (12/4/12)
2, vs. Northern Kentucky (11/10/13)	3-FG Atts.	4, vs. Coppin State (12/28/10)
2, twice	FTs Made	2, seven times
2, twice	FTs Atts.	4, vs. Portland (11/19/10)
1, three times	Assists	3, vs. LSU (1/15/11)
1, twice	Steals	2, twice
-	Blocks	1, three times
6, twice	Minutes	20, vs. LSU (1/15/11)

## Last Five Games

Opponent	Minutes	FG-A	Pct.	3P-A	Pct.	FT-A	Pct.	O-D-T	PF	Assists	TO	Blocks	Steals	Points
Miss. State	2	0-0	.000	0-0	.000	0-0	.000	0-0-0	0	1	0	0	0	0
Vandy						DNP								
Arkansas						DNP								
Tennessee						DNP								
Texas A&M						DNP								



## PLAYER BIOS



**44** | **Dakari Johnson** | **C** | **7-0** | **265** | **Freshman** | **Brooklyn, N.Y. (Montverde Acad.)**

- Sparked the Wildcats in 24 minutes of action vs. Texas A&M, scoring six points, grabbing seven boards and swatting three shots.

- Averaging 3.3 rebounds per game.

- Third on the team in field-goal percentage, shooting .563 from the field.
- High school teammates for one season with former Kentucky All-American Michael Kidd-Gilchrist at St. Patrick's.

2013-14 Season Highs	Categories	Career Highs
10, vs. Eastern Michigan (11/27/13)	Pts	10, vs. Eastern Michigan (11/27/13)
8, vs. UT Arlington (11/19/13)	Rebs.	8, vs. UT Arlington (11/19/13)
4, twice	FG Made	4, twice
7, vs. UT Arlington (11/19/13)	FG Atts.	7, vs. UT Arlington (11/19/13)
-	3-FG Made	-
-	3-FG Atts.	-
4, vs. Robert Morris (11/17/13)	FTs Made	4, vs. Robert Morris (11/17/13)
5, twice	FTs Atts.	5, twice
1, twice	Assists	1, twice
1, vs. Texas A&M (1/21/14)	Steals	1, vs. Texas A&M (1/21/14)
3, vs. Texas A&M (1/21/14)	Blocks	3, vs. Texas A&M (1/21/14)
24, vs. Texas A&M (1/21/14)	Minutes	24, vs. Texas A&M (1/21/14)

### Last Five Games

Opponent	Minutes	FG-A	Pct.	3P-A	Pct.	FT-A	Pct.	O-D-T	PF	Assists	TO	Blocks	Steals	Points
Miss. State	8	4-4	1.000	0-0	.000	0-2	.000	1-0-1	1	0	0	0	0	8
Vandy	9	1-2	.500	0-0	.000	2-2	1.000	1-0-1	3	0	1	0	0	4
Arkansas	9	1-2	.500	0-0	.000	2-4	.500	2-2-4	2	1	0	1	0	4
Tennessee	16	2-3	.667	0-0	.000	0-0	.000	2-2-4	2	0	0	0	0	4
Texas A&M	24	3-4	.750	0-0	.000	0-2	.000	2-5-7	1	0	2	3	1	6



**21** | **Tod Lanter** | **G** | **6-2** | **190** | **Junior** | **Lexington, Ky. (Gulf Coast State CC)**

- Saw action in six games during the 2012-13 season.
- Pulled down two boards in 2012-13.
- Son of former Kentucky player, Bo Lanter.

2013-14 Season Highs	Categories	Career Highs
-	Pts	-
-	Rebs	2, vs. Mississippi State (2/27/13)
-	FG Made	-
-	FG Atts.	1, three times
-	3-FG Made	-
-	3-FG Atts.	1, twice
-	FTs Made	-
-	FTs Atts.	-
-	Assists	-
-	Steals	-
-	Blocks	-
-	Minutes	3, vs. Mississippi State (2/27/13)

### Last Five Games

Opponent	Minutes	FG-A	Pct.	3P-A	Pct.	FT-A	Pct.	O-D-T	PF	Assists	TO	Blocks	Steals	Points
Miss. State						DNP								
Vandy						DNP								
Arkansas						DNP								
Tennessee						DNP								
Texas A&M						DNP								



**00** | **Marcus Lee** | **F** | **6-9** | **215** | **Freshman** | **Antioch, Calif. (Deer Valley)**

- Tallied 10 points and three blocks in Kentucky's win over UT Arlington.
- Scored a season-high 17 points in the first game of the year against UNC Asheville.

- Has blocked 10 shots on the year.
- Started for the Wildcats during a four-game stretch against Robert Morris, UT Arlington, Cleveland St. and Eastern Michigan.
- All-State volleyball selection in high school in California.

2013-14 Season Highs	Categories	Career Highs
17, vs. UNC Asheville (11/8/13)	Pts	17, vs. UNC Asheville (11/8/13)
6, vs. Northern Kentucky (11/10/13)	Rebs	6, vs. Northern Kentucky (11/10/13)
7, vs. UNC Asheville (11/8/13)	FG Made	7, vs. UNC Asheville (11/8/13)
8, vs. UNC Asheville (11/8/13)	FG Atts.	8, vs. UNC Asheville (11/8/13)
-	3-FG Made	-
-	3-FG Atts.	-
3, vs. UNC Asheville (11/8/13)	FTs Made	3, vs. UNC Asheville (11/8/13)
7, vs. UNC Asheville (11/8/13)	FTs Atts.	7, vs. UNC Asheville (11/8/13)
1, two times	Assists	1, two times
-	Steals	-
3, vs. UT Arlington (11/19/13)	Blocks	3, vs. UT Arlington (11/19/13)
15, vs. UNC Asheville (11/8/13)	Minutes	15, vs. UNC Asheville (11/8/13)

### Last Five Games

Opponent	Minutes	FG-A	Pct.	3P-A	Pct.	FT-A	Pct.	O-D-T	PF	Assists	TO	Blocks	Steals	Points
Miss. State	5	1-2	.500	0-0	.000	0-0	.000	0-0-0	0	1	0	1	0	2
Vandy						DNP								
Arkansas	10	0-0	.000	0-0	.000	1-4	.250	0-1-1	2	0	0	0	0	1
Tennessee						DNP								
Texas A&M	3	0-0	.000	0-0	.000	0-0	.000	0-0-0	0	0	0	0	0	0

# PLAYER BIOS




32	Brian Long	6	5-9	155	Junior	Dumont, N.J. (River Dell)
----	------------	---	-----	-----	--------	---------------------------

- Has seen action in 15 games during his career as a Wildcat.
- Was a member of the 2011-12 National Championship team.
- Played a career-high four minutes against Penn State in 2011-12.
- Has two brothers, Keith and Travis, who played basketball at UNLV and Memphis, respectively.

2013-14 Season Highs	Categories	Career Highs
-	Pts	2, vs. Penn State (11/19/11)
-	Rebs.	1, twice
-	FG Made	-
-	FG Atts.	2, vs. Mississippi State (2/27/13)
-	3-FG Made	-
-	3-FG Atts.	1, vs. Lafayette (11/16/12)
-	FTs Made	2, vs. Penn State (11/19/11)
-	FTs Atts.	4, vs. Penn State (11/19/11)
-	Assists	-
-	Steals	1, vs. Mississippi State (2/27/13)
-	Blocks	-
-	Minutes	4, vs. Penn State (11/19/11)

## Last Five Games

Opponent	Minutes	FG-A	Pct.	3P-A	Pct.	FT-A	Pct.	O-D-T	PF	Assists	TO	Blocks	Steals	Points
Miss. State						DNP								
Vandy						DNP								
Arkansas						DNP								
Tennessee						DNP								
Texas A&M						DNP								




13	Sam Malone	6	5-11	185	Junior	Scituate, Mass. (Scituate)
----	------------	---	------	-----	--------	----------------------------

- Has seen action in nine games during his career as a Wildcat.
- Was a member of the 2011-12 National Championship team.
- One of six UK players to have won a high school state basketball title.

2013-14 Season Highs	Categories	Career Highs
-	Pts	4, vs. Marist (11/11/11)
-	Rebs.	2, twice
-	FG Made	2, vs. Marist (11/11/11)
-	FG Atts.	2, twice
-	3-FG Made	-
-	3-FG Atts.	-
-	FTs Made	-
-	FTs Atts.	-
-	Assists	1, vs. St. John's (12/1/11)
-	Steals	-
-	Blocks	-
-	Minutes	4, vs. Penn State (11/19/11)

## Last Five Games

Opponent	Minutes	FG-A	Pct.	3P-A	Pct.	FT-A	Pct.	O-D-T	PF	Assists	TO	Blocks	Steals	Points
Miss. State						DNP								
Vandy						DNP								
Arkansas						DNP								
Tennessee						DNP								
Texas A&M						DNP								



3	Jarrod Polson	6	6-2	182	Senior	Wilmore, Ky. (West Jessamine)
---	---------------	---	-----	-----	--------	-------------------------------

- Nailed a 3, dished out an assist and grabbed two rebounds in eight minutes of action during UK's win over Texas A&M.
- Drained two 3-pointers late in the first half to give UK a spark at Vandy.
- Graduated in May of 2013 in just three years.
- Member of the 2011-12 National Championship team.
- All-time leading scorer at West Jessamine High School with 1,884 points.

2013-14 Season Highs	Categories	Career Highs
6, vs. Vanderbilt (1/11/14)	Pts	11, at Tennessee (2/16/13)
2, twice	Rebs.	4, four times
2, vs. Vanderbilt (1/11/14)	FG Made	4, three times
4, vs. Vanderbilt (1/11/14)	FG Atts.	5, five times
2, vs. Vanderbilt (1/11/14)	3-FG Made	2, vs. Vanderbilt (1/11/14)
3, vs. Vanderbilt (1/11/14)	3-FG Atts.	3, twice
-	FTs Made	4, twice
-	FTs Atts.	4, three times
1, seven times	Assists	4, vs. Samford (12/4/12)
-	Steals	2, twice
1, vs. Arkansas (1/14/14)	Blocks	1, three times
21, vs. Belmont (12/21/13)	Minutes	31, at Robert Morris (3/19/13)

## Last Five Games

Opponent	Minutes	FG-A	Pct.	3P-A	Pct.	FT-A	Pct.	O-D-T	PF	Assists	TO	Blocks	Steals	Points
Miss. State	2	0-0	.000	0-0	.000	0-0	.000	0-0-0	0	0	0	0	0	0
Vandy	14	2-4	.500	2-3	.667	0-0	.000	0-1-1	1	1	0	0	0	6
Arkansas	17	0-0	.000	0-0	.000	0-0	.000	0-2-2	3	1	1	1	0	0
Tennessee	9	0-0	.000	0-0	.000	0-0	.000	0-0-0	1	1	0	0	0	0
Texas A&M	8	1-2	.500	1-2	.500	0-0	.000	1-1-2	2	1	0	0	0	3

# PLAYER BIOS



**22** | **Alex Poythress** | **F** | **6-8** | **239** | **Sophomore** | **Clarksville, Tenn. (Northwest)**

- Has been a spark for the Wildcats in conference play, averaging 10.6 points and 4.4 rebounds.
- Recorded a season-high 16 points, including shooting 8-of-9 from the charity stripe, and pulled down five boards in UK's win over Texas A&M.
- Has 18 dunks on the year and 51 in his career.
- Scored in double figures in four contests, while pulling down 10+ rebounds in two games.
- Twin sister, Alexis, is also a student at the University of Kentucky.

2013-14 Season Highs	Categories	Career Highs
16, vs. Texas A&M (1/21/14)	Pts	22, twice
13, vs. UNC Asheville (11/8/13)	Rebs	13, vs. UNC Asheville (11/8/13)
5, twice	FG Made	9, three times
9, vs. UNC Asheville (11/8/13)	FG Atts.	12, twice
1, four times	3-FG Made	2, twice
2, three times	3-FG Atts.	3, vs. Samford (12/4/12)
8, vs. Texas A&M (1/21/14)	FTs Made	8, three times
9, vs. Texas A&M (1/21/14)	FTs Atts.	10, twice
3, vs. Robert Morris (11/17/13)	Assists	3, twice
1, three times	Steals	2, at Florida (12/13/13)
3, twice	Blocks	3, twice
32, vs. Arkansas (1/14/14)	Minutes	40, vs. Missouri (2/23/13)

## Last Five Games

Opponent	Minutes	FG-A	Pct.	3P-A	Pct.	FT-A	Pct.	O-D-T	PF	Assists	TO	Blocks	Steals	Points
Miss. State	22	5-6	.833	0-0	.000	2-2	1.000	1-3-4	2	2	2	3	0	12
Vandy	19	4-7	.571	0-1	.000	1-3	.333	2-2-4	0	0	1	1	0	9
Arkansas	32	5-7	.714	0-0	.000	2-2	1.000	1-5-6	4	0	0	2	0	12
Tennessee	21	1-4	.250	0-2	.000	2-2	1.000	1-2-3	1	2	1	2	0	4
Texas A&M	25	4-7	.571	0-1	.000	8-9	.889	1-4-5	2	0	3	2	0	16



**30** | **Julius Randle** | **F** | **6-9** | **250** | **Freshman** | **Dallas, Texas (Prestonwood Christian)**

- Notched his 11th double-double of the year with 13 points and 11 rebounds against Texas A&M.
- Averaging 16.7 points and 10.6 rebounds per game.
- Leads Kentucky in numerous categories, including points, field goals made, free throws made, free throw attempts and rebounds.
- Member of the Wooden and Oscar Robertson Midseason Player of the Year watch.
- Won three state championships in high school.

2013-14 Season Highs	Categories	Career Highs
29, vs. Belmont (12/21/13)	Pts	29, vs. Belmont (12/21/13)
16, vs. UNC Asheville (11/8/13)	Rebs	16, vs. UNC Asheville (11/8/13)
9, vs. Michigan State (11/12/13)	FG Made	9, vs. Michigan State (11/12/13)
14, vs. Michigan State (11/12/13)	FG Atts.	14, vs. Michigan State (11/12/13)
1, vs. Tennessee (1/18/14)	3-FG Made	1, vs. Tennessee (1/18/14)
2, vs. Tennessee (1/18/14)	3-FG Atts.	2, vs. Tennessee (1/18/14)
13, vs. Belmont (12/21/13)	FTs Made	13, vs. Belmont (12/21/13)
19, vs. Belmont (12/21/13)	FTs Atts.	19, vs. Belmont (12/21/13)
4, four times	Assists	4, four times
1, twice	Steals	1, twice
2, four times	Blocks	2, four times
40, vs. Arkansas (1/14/14)	Minutes	40, vs. Arkansas (1/14/14)

## Last Five Games

Opponent	Minutes	FG-A	Pct.	3P-A	Pct.	FT-A	Pct.	O-D-T	PF	Assists	TO	Blocks	Steals	Points
Miss. State	21 Start	3-7	.429	0-1	.000	2-4	.500	6-8-14	3	1	1	0	0	8
Vandy	25 Start	3-10	.300	0-0	.000	1-2	.500	6-5-11	0	0	4	0	2	7
Arkansas	32 Start	5-11	.455	0-0	.000	10-14	.714	6-8-14	4	0	5	2	0	20
Tennessee	33 Start	6-9	.667	1-2	.500	5-5	1.000	1-1-2	2	4	4	1	1	18
Texas A&M	29 Start	4-6	.667	0-1	.000	5-6	.833	4-7-11	3	3	1	2	1	13



**35** | **Derek Willis** | **F** | **6-9** | **205** | **Freshman** | **Mt. Washington, Ky (Bullitt East)**

- Has played in nine games during his freshman year as a Wildcat.
- Shooting .750 from the free throw line, making 9-of-12.
- Scored a season-high six points in games against Robert Morris and Northern Kentucky.
- First of nine in the 2013 class to committ to UK.

2013-14 Season Highs	Categories	Career Highs
6, twice	Pts	6, twice
2, vs. Northern Kentucky (11/1/13)	Rebs	2, vs. Northern Kentucky (11/1/13)
1, twice	FG Made	1, twice
2, twice	FG Atts.	2, twice
1, vs. Northern Kentucky (11/1/13)	3-FG Made	1, vs. Northern Kentucky (11/1/13)
2, twice	3-FG Atts.	2, twice
4, vs. Robert Morris (11/17/13)	FTs Made	4, vs. Robert Morris (11/17/13)
6, vs. UNC Asheville (11/8/13)	FTs Atts.	6, vs. UNC Asheville (11/8/13)
-	Assists	-
-	Steals	-
-	Blocks	-
6, twice	Minutes	6, twice

## Last Five Games

Opponent	Minutes	FG-A	Pct.	3P-A	Pct.	FT-A	Pct.	O-D-T	PF	Assists	TO	Blocks	Steals	Points
Miss. State	3	0-1	.000	0-1	.000	0-0	.000	0-1-1	0	0	0	0	0	0
Vandy	6	0-2	.000	0-2	.000	0-0	.000	1-0-1	0	0	0	0	1	0
Arkansas						DNP								
Tennessee						DNP								
Texas A&M						DNP								

# PLAYER BIOS



1	James Young	G/F	6-6	215	Freshman	Rochester Hills, Mich. (Rochester)
---	-------------	-----	-----	-----	----------	------------------------------------

- Scored in double figures in 12 games this season, including leading the Wildcats in scoring in six.
- Has led UK in blocks 11 times this year.
- Tallied 26 points, 10 rebounds and five assists to open SEC play against Mississippi State.
- Named MVP of the UK/UofL game by the Bluegrass Sports Commission after recording 18 points, 10 boards and five assists.
- Favorite player growing up was former Kentucky standout Tayshaun Prince.

2013-14 Season Highs	Categories	Career Highs
26, twice	Pts	26, twice
10, twice	Rebs	10, twice
8, three times	FG Made	8, three times
18, vs. Mississippi State (1/8/14)	FG Atts.	18, vs. Mississippi State (1/8/14)
5, vs. UT Arlington (11/19/13)	3-FG Made	5, vs. UT Arlington (11/19/13)
11, twice	3-FG Atts.	11, twice
8, vs. North Carolina (12/14/13)	FTs Made	8, vs. North Carolina (12/14/13)
10, vs. North Carolina (12/14/13)	FTs Atts.	10, vs. North Carolina (12/14/13)
5, vs. Mississippi State (1/8/14)	Assists	5, vs. Mississippi State (1/8/14)
2, six times	Steals	2, six times
1, four times	Blocks	1, four times
40, vs. Arkansas (1/14/14)	Minutes	40, vs. Arkansas (1/14/14)

## Last Five Games

Opponent	Minutes	FG-A	Pct.	3P-A	Pct.	FT-A	Pct.	O-D-T	PF	Assists	TO	Blocks	Steals	Points
Miss. State	35 Start	8-18	.444	3-10	.300	7-9	.778	5-5-10	2	5	2	1	2	26
Vandy	26 Start	2-10	.200	1-7	.143	1-2	.500	1-1-2	2	4	2	0	0	6
Arkansas	40 Start	8-17	.471	2-6	.333	5-8	.625	2-4-6	3	2	3	0	2	23
Tennessee	36 Start	3-9	.333	2-5	.400	0-0	.000	0-1-1	2	0	1	0	0	8
Texas A&M	36 Start	6-11	.545	2-6	.333	1-2	.500	2-5-7	2	2	1	0	2	15

# WILDCATS ON THE CHARTS

## CAREER RECORDS

### Blocked Shots

No. Player	Blocks	Games
1. Jamaal Maglorie (1997-00)	268	145
5. Anthony Davis (2012)	186	40
15. Kenny Walker (1983-86)	122	132
16. Reggie Hanson (1988-91)	119	101
17. Willie Cauley-Stein (2013-)	118	47

## SINGLE SEASON RECORDS

### Blocked Shots

No. Player	Blocks	Games
1. Anthony Davis (2012)	186	40
16. Jamaal Magloire (1999)	66	34
16. Jamaal Magloire (1998)	66	38
18. Sam Bowie (1984)	65	34
19. Marquis Estill (2003)	64	36
20. Willie Cauley-Stein (2013)	60	29
21. Willie Cauley-Stein (2014)	58	18

### Double-Doubles

No. Player (Season)	Class	Dbl-Dbls
1. Dan Issel (1970)	Sr.	25
15. Terrence Jones (2010)	Fr.	13
15. Cotton Nash (1964)	Sr.	13
15. Tom Payne (1971)	So.	12
18. Chris Mills (1989)	Fr.	12
18. Don Mills (1989)	Fr.	12
18. Randolph Morris (2007)	Jr.	12
18. Mike Pratt (1970)	Sr.	12
18. Pat Riley (1966)	Jr.	12
18. Larry Stamper (1972)	Jr.	12
24. Julius Randle (2014)	Fr.	11

## SINGLE SEASON SOPHOMORE RECORDS

### Blocks

No. Player	Blocks	Games
1. Sam Bowie (1981)	80	28
2. Patrick Patterson (2009)	70	34
3. Terrence Jones (2012)	68	38
4. Melvin Turpin (1982)	67	30
5. Jamal Magloire (1998)	66	38
6. Willie Cauley-Stein (2014)	57	18

## SINGLE SEASON FRESHMAN RECORDS

### Rebounds

No. Player	Rebs.	Games
1. Anthony Davis (2012)	415	40
7. Nerlens Noel (2013)	227	24
8. Rick Robey (1975)	214	21
9. Alex Poythress (2013)	199	33
10. Jamal Mashburn (1991)	195	28
11. Patrick Patterson (2008)	192	25
12. Julius Randle (2014)	190	18

### Assists

No. Player	Assts.	Games
1. John Wall (2010)	241	37
12. Ed Davender (1985)	83	31
13. M. Kidd-Gilchrist (2012)	75	40
14. Eric Manuel (1988)	74	32
15. Darius Miller (2009)	72	36
16. Jay Shidler (1977)	67	28
17. James Blackmon (1984)	64	34
18. Andrew Harrison (2014)	63	18

### 3-Pointers

No. Player	Threes	Games
1. Brandon Knight (2011)	87	38
2. Rex Chapman (1987)	68	29
2. Doron Lamb (2011)	68	38
4. Eric Bledsoe (2010)	49	37
5. Keith Bogans (2000)	48	33
6. Jodie Meeks (2007)	44	34
7. James Young (2014)	39	18

### Free Throws

No. Player	FTs	Games
1. John Wall (2010)	175	37
5. M. Kidd-Gilchrist (2012)	143	40
6. Brandon Knight (2011)	136	38
7. Archie Goodwin (2013)	135	33
8. Dwight Anderson (1979)	131	29
9. Sam Bowie (1980)	110	34
10. Julius Randle (2014)	108	18
11. Alex Poythress (2013)	91	33
12. Winston Bennett (1984)	88	34
12. Randolph Morris (2005)	88	34
14. Patrick Patterson (2008)	87	25
14. Keith Bogans (2000)	87	33
16. Marquis Teague (2012)	85	40
17. Eric Bledsoe (2010)	82	37
17. Chris Mills (1989)	82	32

19. Andrew Harrison (2014)	81	18
20. Wallace Jones (1946)	80	30
21. Doron Lamb (2011)	79	38
22. Ed Davender (1985)	78	31
23. Rodrick Rhodes (1993)	70	33
24. Aaron Harrison (2014)	68	18
24. Chuck Verderber (1979)	65	31
26. Jamal Mashburn (1991)	64	28
27. Jodie Meeks (2007)	61	34
28. Rajon Rondo (2005)	60	34
29. Ralph Beard (1946)	57	30
30. Bob Brannum (1944)	56	21
31. Nerlens Noel (2013)	55	24
32. James Young (2014)	54	18

### Points

No. Player	Points	Games
1. Brandon Knight (2011)	657	38
15. Marquis Teague (2012)	401	40
16. Dwight Anderson (1979)	387	29
17. Alex Poythress (2012)	371	33
18. Jamal Mashburn (1991)	362	28
19. Rick Robey (1975)	321	31
20. Julius Randle (2014)	301	18
25. Jack Givens (1975)	292	31
26. Wallace Jones (1946)	290	30
27. Ron Mercer (1996)	288	36
28. Ralph Beard (1946)	279	30
29. Rajon Rondo (2005)	274	34
30. Ed Davender (1985)	264	31
31. Antonio Walker (1995)	259	33
32. James Young (2014)	257	18
33. Bob Brannum (1944)	254	21
34. Nerlens Noel (2013)	251	24
35. Aaron Harrison (2014)	246	18
36. Willie Cauley-Stein (2013)	242	29
37. Mike Phillips (1975)	242	31
38. Gerald Fitch (2001)	230	34
39. Eric Manuel (1988)	228	32
40. Kenny Walker (1983)	227	31
41. Winston Bennett (1984)	222	34
42. Jay Shidler (1977)	219	28
43. Tayshaun Prince (1999)	214	37
44. Derrick Hord (1980)	205	35
45. Andrew Harrison (2014)	204	18

\*Special thanks to Jon Scott



**2013-14 UK Basketball**  
**Kentucky Combined Team Statistics (as of Jan 22, 2014)**  
**All games**

<b>RECORD:</b>	<b>OVERALL</b>	<b>HOME</b>	<b>AWAY</b>	<b>NEUTRAL</b>
ALL GAMES	14-4	12-0	1-2	1-2
CONFERENCE	4-1	3-0	1-1	0-0
NON-CONFERENCE	10-3	9-0	0-1	1-2

#	Player	gp-gs	min	avg	Total		3-Point		F-Throw		Rebounds								a	to	blk	stl	pts	avg
					fg-fga	fg%	3fg-fga	3fg%	ft-fa	ft%	off	def	tot	avg	pf	dq								
30	Randle, Julius	18-18	525	29.2	96-176	.545	1-10	.100	108-149	.725	70	120	190	10.6	43	1	30	57	14	5	301	16.7		
01	Young, James	18-18	579	32.2	82-208	.394	39-120	.325	54-81	.667	25	56	81	4.5	34	1	37	36	4	16	257	14.3		
02	Harrison, Aaron	18-18	521	28.9	78-172	.453	22-73	.301	68-88	.773	8	47	55	3.1	45	0	38	32	6	21	246	13.7		
05	Harrison, Andrew	18-18	550	30.6	53-140	.379	17-46	.370	81-110	.736	13	43	56	3.1	56	1	63	45	2	6	204	11.3		
15	Cauley-Stein, Willie	18-14	460	25.6	61-100	.610	0-0	.000	22-50	.440	51	75	126	7.0	48	1	15	16	58	19	144	8.0		
22	Poythress, Alex	18-0	353	19.6	44-86	.512	4-15	.267	24-38	.632	38	61	99	5.5	35	1	12	17	18	3	116	6.4		
44	Johnson, Dakari	17-0	183	10.8	27-48	.563	0-0	.000	15-33	.455	27	29	56	3.3	30	0	3	8	6	1	69	4.1		
00	Lee, Marcus	13-4	96	7.4	16-24	.667	0-0	.000	7-16	.438	10	12	22	1.7	10	0	2	2	10	0	39	3.0		
35	Willis, Derek	9-0	30	3.3	2-7	.286	1-5	.200	9-12	.750	1	5	6	0.7	0	0	0	3	0	1	14	1.6		
04	Hood, Jon	5-0	20	4.0	1-4	.250	1-3	.333	4-4	1.000	0	1	1	0.2	2	0	4	2	0	2	7	1.4		
25	Hawkins, Dominique	18-0	209	11.6	8-28	.286	2-15	.133	5-10	.500	5	14	19	1.1	27	0	12	6	1	4	23	1.3		
24	Florean, E.J.	2-0	3	1.5	1-1	1.000	0-0	.000	0-0	.000	0	1	1	0.5	1	0	0	0	1	1	2	1.0		
03	Polson, Jarrod	13-0	96	7.4	4-8	.500	4-6	.667	0-0	.000	1	4	5	0.4	11	0	7	2	1	0	12	0.9		
Team											22	35	57		1		3							
Total.....		18	3625		473-1002	.472	91-293	.311	397-591	.672	271	503	774	43.0	343	5	223	229	121	79	1434	79.7		
Opponents.....		18	3625		424-1089	.389	95-319	.298	248-371	.668	223	340	563	31.3	445	16	189	199	46	108	1191	66.2		

<b>TEAM STATISTICS</b>	<b>UK</b>	<b>OPP</b>
SCORING	1434	1191
Points per game	79.7	66.2
Scoring margin	+13.5	-
FIELD GOALS-ATT	473-1002	424-1089
Field goal pct	.472	.389
3 POINT FG-ATT	91-293	95-319
3-point FG pct	.311	.298
3-pt FG made per game	5.1	5.3
FREE THROWS-ATT	397-591	248-371
Free throw pct	.672	.668
F-Throws made per game	22.1	13.8
REBOUNDS	774	563
Rebounds per game	43.0	31.3
Rebounding margin	+11.7	-
ASSISTS	223	189
Assists per game	12.4	10.5
TURNOVERS	229	199
Turnovers per game	12.7	11.1
Turnover margin	-1.7	-
Assist/turnover ratio	1.0	0.9
STEALS	79	108
Steals per game	4.4	6.0
BLOCKS	121	46
Blocks per game	6.7	2.6
ATTENDANCE	271734	98067
Home games-Avg/Game	12-22644	3-18151
Neutral site-Avg/Game	-	3-14538

<b>Date</b>	<b>Opponent</b>	<b>Score</b>	<b>Att.</b>
11/08/13	UNC ASHEVILLE	w 89-57	22413
11/10/13	NORTHERN KENTUCKY	w 93-63	22925
1 11/12/13	vs Michigan State	L 74-78	22711
2 11/17/13	ROBERT MORRIS	w 87-49	21600
2 11/19/13	TEXAS-ARLINGTON	w 105-76	20305
2 11/25/13	CLEVELAND STATE	w 68-61	21067
2 11/27/13	EASTERN MICHIGAN	w 81-63	22721
3 12/01/13	vs Providence	w 79-65	8086
4 12/06/13	vs Baylor	L 62-67	12818
12/10/13	BOISE STATE	w 70-55	21565
12/14/13	at North Carolina	L 77-82	21750
12/21/13	BELMONT	w 93-80	24224
12/28/13	LOUISVILLE	w 73-66	24396
* 01/08/14	MISSISSIPPI STATE	w 85-63	23638
* 01/11/14	at Vanderbilt	w 71-62	14316
* 01/14/14	at Arkansas	Lot 85-87	18386
* 01/18/14	TENNESSEE	w 74-66	24246
* 01/21/14	TEXAS A&M	w 68-51	22634

1-Champions Classic (United Center; Chicago, Ill.);  
2-Keightley Classic (Rupp Arena; Lexington, Ky.);  
3-Barclays Center; Brooklyn, NY;  
4-Big 12/SEC Challenge (AT&T Stadium; Arlington, Texas);  
\* = Conference game

<b>Score by Periods</b>	<b>1st</b>	<b>2nd</b>	<b>OT</b>	<b>Totals</b>
Kentucky	675	748	11	1434
Opponents	590	588	13	1191

**2013-14 UK Basketball**  
**Kentucky Combined Team Statistics (as of Jan 22, 2014)**  
**Conference games**

<b>RECORD:</b>	<b>OVERALL</b>	<b>HOME</b>	<b>AWAY</b>	<b>NEUTRAL</b>
ALL GAMES	4-1	3-0	1-1	0-0
CONFERENCE	4-1	3-0	1-1	0-0
NON-CONFERENCE	0-0	0-0	0-0	0-0

##	Player	gp-gs	min	avg	Total		3-Point		F-Throw		Rebounds				pf	dq	a	to	blk	stl	pts	avg
					fg-fga	fg%	3fg-fga	3fg%	ft-fa	ft%	off	def	tot	avg								
01	Young, James	5-5	173	34.6	27-65	.415	10-34	.294	14-21	.667	10	16	26	5.2	11	0	13	9	1	6	78	15.6
30	Randle, Julius	5-5	140	28.0	21-43	.488	1-4	.250	23-31	.742	23	29	52	10.4	12	0	8	15	5	4	66	13.2
05	Harrison, Andrew	5-5	173	34.6	17-48	.354	8-18	.444	17-20	.850	5	19	24	4.8	10	0	19	13	0	2	59	11.8
02	Harrison, Aaron	5-5	131	26.2	14-34	.412	6-18	.333	21-27	.778	1	11	12	2.4	16	0	9	9	1	8	55	11.0
22	Poythress, Alex	5-0	119	23.8	19-31	.613	0-4	.000	15-18	.833	6	16	22	4.4	9	0	4	7	10	0	53	10.6
15	Cauley-Stein, Willie	5-5	102	20.4	13-24	.542	0-0	.000	4-13	.308	7	13	20	4.0	15	1	1	3	5	5	30	6.0
44	Johnson, Dakari	5-0	66	13.2	11-15	.733	0-0	.000	4-10	.400	8	9	17	3.4	9	0	1	3	4	1	26	5.2
03	Polson, Jarrod	5-0	50	10.0	3-6	.500	3-5	.600	0-0	.000	1	4	5	1.0	7	0	4	1	1	0	9	1.8
00	Lee, Marcus	3-0	18	6.0	1-2	.500	0-0	.000	1-4	.250	0	1	1	0.3	2	0	1	0	1	0	3	1.0
25	Hawkins, Dominique	5-0	41	8.2	1-7	.143	0-4	.000	2-2	1.000	0	3	3	0.6	8	0	2	1	0	0	4	0.8
24	Florean, E.J.	1-0	1	1.0	0-0	.000	0-0	.000	0-0	.000	0	0	0	0.0	0	0	0	0	0	0	0	0.0
04	Hood, Jon	1-0	2	2.0	0-0	.000	0-0	.000	0-0	.000	0	0	0	0.0	0	0	1	0	0	0	0	0.0
35	Willis, Derek	2-0	9	4.5	0-3	.000	0-3	.000	0-0	.000	1	1	2	1.0	0	0	0	0	0	1	0	0.0
Team											7	10	17					1				
Total.....		5	1025		127-278	.457	28-90	.311	101-146	.692	69	132	201	40.2	99	1	63	62	28	27	383	76.6
Opponents.....		5	1025		117-285	.411	19-73	.260	76-113	.673	54	97	151	30.2	110	2	58	60	12	31	329	65.8

<b>TEAM STATISTICS</b>	<b>UK</b>	<b>OPP</b>
SCORING	383	329
Points per game	76.6	65.8
Scoring margin	+10.8	-
FIELD GOALS-ATT	127-278	117-285
Field goal pct	.457	.411
3 POINT FG-ATT	28-90	19-73
3-point FG pct	.311	.260
3-pt FG made per game	5.6	3.8
FREE THROWS-ATT	101-146	76-113
Free throw pct	.692	.673
F-Throws made per game	20.2	15.2
REBOUNDS	201	151
Rebounds per game	40.2	30.2
Rebounding margin	+10.0	-
ASSISTS	63	58
Assists per game	12.6	11.6
TURNOVERS	62	60
Turnovers per game	12.4	12.0
Turnover margin	-0.4	-
Assist/turnover ratio	1.0	1.0
STEALS	27	31
Steals per game	5.4	6.2
BLOCKS	28	12
Blocks per game	5.6	2.4
ATTENDANCE	70518	32702
Home games-Avg/Game	3-23506	2-16351
Neutral site-Avg/Game	-	0-0

<b>Date</b>	<b>Opponent</b>		<b>Score</b>	<b>Att.</b>
* 01/08/14	MISSISSIPPI STATE	w	85-63	23638
* 01/11/14	at Vanderbilt	w	71-62	14316
* 01/14/14	at Arkansas	Lot	85-87	18386
* 01/18/14	TENNESSEE	w	74-66	24246
* 01/21/14	TEXAS A&M	w	68-51	22634

1-Champions Classic (United Center; Chicago, Ill.);  
2-Keightley Classic (Rupp Arena; Lexington, Ky.);  
3-Barclays Center; Brooklyn, NY;  
4-Big 12/SEC Challenge (AT&T Stadium; Arlington, Texas);  
\* = Conference game

<b>Score by Periods</b>	<b>1st</b>	<b>2nd</b>	<b>OT</b>	<b>Totals</b>
Kentucky	176	196	11	383
Opponents	164	152	13	329

**2013-14 UK Basketball**  
**Kentucky Combined Team Statistics (as of Jan 22, 2014)**  
**Last Five**

<b>RECORD:</b>	<b>OVERALL</b>	<b>HOME</b>	<b>AWAY</b>	<b>NEUTRAL</b>
ALL GAMES	4-1	3-0	1-1	0-0
CONFERENCE	4-1	3-0	1-1	0-0
NON-CONFERENCE	0-0	0-0	0-0	0-0

#	Player	gp-gs	min	avg	Total		3-Point		F-Throw		Rebounds								a	to	blk	stl	pts	avg
					fg-fga	fg%	3fg-fga	3fg%	ft-fa	ft%	off	def	tot	avg	pf	dq								
01	Young, James	5-5	173	34.6	27-65	.415	10-34	.294	14-21	.667	10	16	26	5.2	11	0	13	9	1	6	78	15.6		
30	Randle, Julius	5-5	140	28.0	21-43	.488	1-4	.250	23-31	.742	23	29	52	10.4	12	0	8	15	5	4	66	13.2		
05	Harrison, Andrew	5-5	173	34.6	17-48	.354	8-18	.444	17-20	.850	5	19	24	4.8	10	0	19	13	0	2	59	11.8		
02	Harrison, Aaron	5-5	131	26.2	14-34	.412	6-18	.333	21-27	.778	1	11	12	2.4	16	0	9	9	1	8	55	11.0		
22	Poythress, Alex	5-0	119	23.8	19-31	.613	0-4	.000	15-18	.833	6	16	22	4.4	9	0	4	7	10	0	53	10.6		
15	Cauley-Stein, Willie	5-5	102	20.4	13-24	.542	0-0	.000	4-13	.308	7	13	20	4.0	15	1	1	3	5	5	30	6.0		
44	Johnson, Dakari	5-0	66	13.2	11-15	.733	0-0	.000	4-10	.400	8	9	17	3.4	9	0	1	3	4	1	26	5.2		
03	Polson, Jarrod	5-0	50	10.0	3-6	.500	3-5	.600	0-0	.000	1	4	5	1.0	7	0	4	1	1	0	9	1.8		
00	Lee, Marcus	3-0	18	6.0	1-2	.500	0-0	.000	1-4	.250	0	1	1	0.3	2	0	1	0	1	0	3	1.0		
25	Hawkins, Dominique	5-0	41	8.2	1-7	.143	0-4	.000	2-2	1.000	0	3	3	0.6	8	0	2	1	0	0	4	0.8		
24	Florean, E.J.	1-0	1	1.0	0-0	.000	0-0	.000	0-0	.000	0	0	0	0.0	0	0	0	0	0	0	0	0.0		
04	Hood, Jon	1-0	2	2.0	0-0	.000	0-0	.000	0-0	.000	0	0	0	0.0	0	0	1	0	0	0	0	0.0		
35	Willis, Derek	2-0	9	4.5	0-3	.000	0-3	.000	0-0	.000	1	1	2	1.0	0	0	0	0	0	1	0	0.0		
Team											7	10	17				1							
Total.....		5	1025		127-278	.457	28-90	.311	101-146	.692	69	132	201	40.2	99	1	63	62	28	27	383	76.6		
Opponents.....		5	1025		117-285	.411	19-73	.260	76-113	.673	54	97	151	30.2	110	2	58	60	12	31	329	65.8		

<b>TEAM STATISTICS</b>	<b>UK</b>	<b>OPP</b>
SCORING	383	329
Points per game	76.6	65.8
Scoring margin	+10.8	-
FIELD GOALS-ATT	127-278	117-285
Field goal pct	.457	.411
3 POINT FG-ATT	28-90	19-73
3-point FG pct	.311	.260
3-pt FG made per game	5.6	3.8
FREE THROWS-ATT	101-146	76-113
Free throw pct	.692	.673
F-Throws made per game	20.2	15.2
REBOUNDS	201	151
Rebounds per game	40.2	30.2
Rebounding margin	+10.0	-
ASSISTS	63	58
Assists per game	12.6	11.6
TURNOVERS	62	60
Turnovers per game	12.4	12.0
Turnover margin	-0.4	-
Assist/turnover ratio	1.0	1.0
STEALS	27	31
Steals per game	5.4	6.2
BLOCKS	28	12
Blocks per game	5.6	2.4
ATTENDANCE	70518	32702
Home games-Avg/Game	3-23506	2-16351
Neutral site-Avg/Game	-	0-0

<b>Date</b>	<b>Opponent</b>		<b>Score</b>	<b>Att.</b>
* 01/08/14	MISSISSIPPI STATE	w	85-63	23638
* 01/11/14	at Vanderbilt	w	71-62	14316
* 01/14/14	at Arkansas	Lot	85-87	18386
* 01/18/14	TENNESSEE	w	74-66	24246
* 01/21/14	TEXAS A&M	w	68-51	22634

1-Champions Classic (United Center; Chicago, Ill.);  
2-Keightley Classic (Rupp Arena; Lexington, Ky.);  
3-Barclays Center; Brooklyn, NY;  
4-Big 12/SEC Challenge (AT&T Stadium; Arlington, Texas);  
\* = Conference game

<b>Score by Periods</b>	<b>1st</b>	<b>2nd</b>	<b>OT</b>	<b>Totals</b>
Kentucky	176	196	11	383
Opponents	164	152	13	329

**2013-14 UK Basketball**  
**Kentucky Team Game-by-Game (as of Jan 22, 2014)**  
**All games**

TEAM STATISTICS

Opponent	Date	Score		Total		3-Pointers		Free throws		Rebounds											
				fg-fga	pct	3fg-fga	pct	ft-fta	pct	off	def	tot	avg	pf	a	t/o	blk	stl	pts	avg	
UNC ASHEVILLE	11/08/13	89-57	W	28-60	.467	3-11	.273	30-48	.625	19	30	49	49.0	20	12	7	6	8	89	89.0	
NORTHERN KENTUCKY	11/10/13	93-63	W	30-55	.545	7-22	.318	26-38	.684	16	35	51	50.0	14	12	12	5	3	93	91.0	
vs Michigan State	11/12/13	74-78	L	25-55	.455	4-20	.200	20-36	.556	18	26	44	48.0	19	8	17	6	1	74	85.3	
ROBERT MORRIS	11/17/13	87-49	W	28-57	.491	7-19	.368	24-34	.706	17	39	56	50.0	19	20	15	11	9	87	85.8	
TEXAS-ARLINGTON	11/19/13	105-76	W	35-69	.507	8-19	.421	27-39	.692	20	26	46	49.2	21	18	8	8	7	105	89.6	
CLEVELAND STATE	11/25/13	68-61	W	19-53	.358	3-14	.214	27-35	.771	18	24	42	48.0	17	10	11	7	2	68	86.0	
EASTERN MICHIGAN	11/27/13	81-63	W	25-58	.431	3-16	.188	28-40	.700	19	33	52	48.6	17	11	20	9	3	81	85.3	
vs Providence	12/01/13	79-65	W	27-42	.643	6-8	.750	19-25	.760	7	28	35	46.9	22	12	14	11	3	79	84.5	
vs Baylor	12/06/13	62-67	L	21-50	.420	8-17	.471	12-23	.522	10	15	25	44.4	16	19	9	5	0	62	82.0	
BOISE STATE	12/10/13	70-55	W	27-51	.529	4-17	.235	12-18	.667	11	32	43	44.3	12	7	19	10	4	70	80.8	
at North Carolina	12/14/13	77-82	L	22-54	.407	4-12	.333	29-43	.674	17	27	44	44.3	31	9	17	7	7	77	80.5	
BELMONT	12/21/13	93-80	W	32-58	.552	3-14	.214	26-36	.722	13	29	42	44.1	17	14	7	4	2	93	81.5	
LOUISVILLE	12/28/13	73-66	W	27-62	.435	3-14	.214	16-30	.533	17	27	44	44.1	19	8	11	4	3	73	80.8	
MISSISSIPPI STATE	01/08/14	85-63	W	30-61	.492	4-20	.200	21-33	.636	17	27	44	44.1	19	18	12	7	5	85	81.1	
at Vanderbilt	01/11/14	71-62	W	26-61	.426	6-22	.273	13-22	.591	18	23	41	43.9	12	11	10	2	7	71	80.5	
at Arkansas	01/14/14	85-87	Lot	27-56	.482	5-11	.455	26-40	.650	15	35	50	44.2	31	11	17	8	3	85	80.8	
TENNESSEE	01/18/14	74-66	W	22-50	.440	7-16	.438	23-24	.958	7	17	24	43.1	17	11	8	4	6	74	80.4	
TEXAS A&M	01/21/14	68-51	W	22-50	.440	6-21	.286	18-27	.667	12	30	42	43.0	20	12	15	7	6	68	79.7	
Kentucky		1434		473-1002	.472	91-293	.311	397-591	.672	271	503	774	43.0	343	223	229	121	79	1434	79.7	
Opponents		1191		424-1089	.389	95-319	.298	248-371	.668	223	340	563	31.3	445	189	199	46	108	1191	66.2	

Games played: 18  
Points/game: 79.7  
FG Pct: 47.2  
3FG Pct: 31.1  
FT Pct: 67.2

Rebounds/game: 43.0  
Assists/game: 12.4  
Turnovers/game: 12.7  
Assist/turnover ratio: 1.0  
Steals/game: 4.4  
Blocks/game: 6.7



**2013-14 UK Basketball**  
**Kentucky Opponent Game-by-Game (as of Jan 22, 2014)**  
**All games**

**OPPONENT STATISTICS**

Opponent	Date	Score		Total		3-Pointers		Free throws		Rebounds										
				fg-fga	pct	3fg-fga	pct	ft-fta	pct	off	def	tot	avg	pf	a	t/o	blk	stl	pts	avg
UNC ASHEVILLE	11/08/13	89-57	W	22-57	.386	3-13	.231	10-21	.476	11	20	31	31.0	32	9	15	3	1	57	57.0
NORTHERN KENTUCKY	11/10/13	93-63	W	21-64	.328	9-35	.257	12-15	.800	9	14	23	27.0	25	7	7	0	2	63	60.0
vs Michigan State	11/12/13	74-78	L	30-63	.476	5-12	.417	13-17	.765	10	22	32	28.7	27	17	7	3	13	78	66.0
ROBERT MORRIS	11/17/13	87-49	W	16-69	.232	6-23	.261	11-20	.550	18	15	33	29.8	26	6	14	1	4	49	61.8
TEXAS-ARLINGTON	11/19/13	105-76	W	26-63	.413	8-19	.421	16-22	.727	15	19	34	30.6	29	9	16	0	3	76	64.6
CLEVELAND STATE	11/25/13	68-61	W	21-59	.356	5-15	.333	14-15	.933	14	21	35	31.3	28	10	11	1	7	61	64.0
EASTERN MICHIGAN	11/27/13	81-63	W	24-66	.364	4-19	.211	11-17	.647	12	21	33	31.6	31	9	13	4	9	63	63.9
vs Providence	12/01/13	79-65	W	19-61	.311	10-19	.526	17-23	.739	18	12	30	31.4	22	8	6	3	5	65	64.0
vs Baylor	12/06/13	62-67	L	26-55	.473	2-11	.182	13-22	.591	18	23	41	32.4	18	14	13	6	4	67	64.3
BOISE STATE	12/10/13	70-55	W	22-69	.319	5-17	.294	6-6	1.000	14	13	27	31.9	17	5	8	1	8	55	63.4
at North Carolina	12/14/13	77-82	L	27-56	.482	2-7	.286	26-45	.578	12	20	32	31.9	26	10	9	6	10	82	65.1
BELMONT	12/21/13	93-80	W	30-64	.469	11-30	.367	9-13	.692	6	19	25	31.3	29	19	7	1	5	80	66.3
LOUISVILLE	12/28/13	73-66	W	23-58	.397	6-26	.231	14-22	.636	12	24	36	31.7	25	8	13	5	6	66	66.3
MISSISSIPPI STATE	01/08/14	85-63	W	23-57	.404	3-11	.273	14-18	.778	9	19	28	31.4	22	12	15	0	8	63	66.1
at Vanderbilt	01/11/14	71-62	W	25-50	.500	6-20	.300	6-10	.600	5	23	28	31.2	16	18	16	4	3	62	65.8
at Arkansas	01/14/14	85-87	Lot	26-69	.377	6-21	.286	29-41	.707	14	18	32	31.3	29	12	6	5	10	87	67.1
TENNESSEE	01/18/14	74-66	W	24-58	.414	2-13	.154	16-23	.696	20	19	39	31.7	20	10	12	1	4	66	67.1
TEXAS A&M	01/21/14	68-51	W	19-51	.373	2-8	.250	11-21	.524	6	18	24	31.3	23	6	11	2	6	51	66.2
Opponents		1191		424-1089	.389	95-319	.298	248-371	.668	223	340	563	31.3	445	189	199	46	108	1191	66.2
Kentucky		1434		473-1002	.472	91-293	.311	397-591	.672	271	503	774	43.0	343	223	229	121	79	1434	79.7

Games played: 18  
Points/game: 66.2  
FG Pct: 38.9  
3FG Pct: 29.8  
FT Pct: 66.8

Rebounds/game: 31.3  
Assists/game: 10.5  
Turnovers/game: 11.1  
Assist/turnover ratio: 0.9  
Steals/game: 6.0  
Blocks/game: 2.6

**2013-14 UK Basketball**  
**Kentucky Team Game-by-Game Comparison (as of Jan 22, 2014)**  
**All games**

Opponent	1st	2nd	Score	Mar	Total FG	FG Pct	3-Pointers	3FG Pct	Free Throws	FT Pct	Rebounds	Assist	T/Over	Block	Steal	Fouls
UNC ASHEVILLE	41/31	48/26	89-57	+32	28-60/22-57	.467/.386	3-11/3-13	.273/.231	30-48/10-21	.625/.476	49/31 +18	12/9	7/15	6/3	8/1	20/32
NORTHERN KENTUCKY	48/22	45/41	93-63	+30	30-55/21-64	.545/.328	7-22/9-35	.318/.257	26-38/12-15	.684/.800	51/23 +28	12/7	12/7	5/0	3/2	14/25
Michigan State	32/44	42/34	74-78	(4)	25-55/30-63	.455/.476	4-20/5-12	.200/.417	20-36/13-17	.556/.765	44/32 +12	8/17	17/7	6/3	1/13	19/27
ROBERT MORRIS	44/20	43/29	87-49	+38	28-57/16-69	.491/.232	7-19/6-23	.368/.261	24-34/11-20	.706/.550	56/33 +23	20/6	15/14	11/1	9/4	19/26
TEXAS-ARLINGTON	42/33	63/43	105-76	+29	35-69/26-63	.507/.413	8-19/8-19	.421/.421	27-39/16-22	.692/.727	46/34 +12	18/9	8/16	8/0	7/3	21/29
CLEVELAND STATE	27/31	41/30	68-61	+7	19-53/21-59	.358/.356	3-14/5-15	.214/.333	27-35/14-15	.771/.933	42/35 +7	10/10	11/11	7/1	2/7	17/28
EASTERN MICHIGAN	35/32	46/31	81-63	+18	25-58/24-66	.431/.364	3-16/4-19	.188/.211	28-40/11-17	.700/.647	52/33 +19	11/9	20/13	9/4	3/9	17/31
Providence	39/35	40/30	79-65	+14	27-42/19-61	.643/.311	6-8/10-19	.750/.526	19-25/17-23	.760/.739	35/30 +5	12/8	14/6	11/3	3/5	22/22
Baylor	38/35	24/32	62-67	(5)	21-50/26-55	.420/.473	8-17/2-11	.471/.182	12-23/13-22	.522/.591	25/41 (16)	19/14	9/13	5/6	0/4	16/18
BOISE STATE	41/31	29/24	70-55	+15	27-51/22-69	.529/.319	4-17/5-17	.235/.294	12-18/6-6	.667/1000	43/27 +16	7/5	19/8	10/1	4/8	12/17
North Carolina	30/33	47/49	77-82	(5)	22-54/27-56	.407/.482	4-12/2-7	.333/.286	29-43/26-45	.674/.578	44/32 +12	9/10	17/9	7/6	7/10	31/26
BELMONT	41/43	52/37	93-80	+13	32-58/30-64	.552/.469	3-14/11-30	.214/.367	26-36/9-13	.722/.692	42/25 +17	14/19	7/7	4/1	2/5	17/29
LOUISVILLE	41/36	32/30	73-66	+7	27-62/23-58	.435/.397	3-14/6-26	.214/.231	16-30/14-22	.533/.636	44/36 +8	8/8	11/13	4/5	3/6	19/25
MISSISSIPPI STATE	37/40	48/23	85-63	+22	30-61/23-57	.492/.404	4-20/3-11	.200/.273	21-33/14-18	.636/.778	44/28 +16	18/12	12/15	7/0	5/8	19/22
Vanderbilt	30/22	41/40	71-62	+9	26-61/25-50	.426/.500	6-22/6-20	.273/.300	13-22/6-10	.591/.600	41/28 +13	11/18	10/16	2/4	7/3	12/16
Arkansas	41/43	33/31	85-87	(2)	27-56/26-69	.482/.377	5-11/6-21	.455/.286	26-40/29-41	.650/.707	50/32 +18	11/12	17/6	8/5	3/10	31/29
TENNESSEE	34/32	40/34	74-66	+8	22-50/24-58	.440/.414	7-16/2-13	.438/.154	23-24/16-23	.958/.696	24/39 (15)	11/10	8/12	4/1	6/4	17/20
TEXAS A&M	34/27	34/24	68-51	+17	22-50/19-51	.440/.373	6-21/2-8	.286/.250	18-27/11-21	.667/.524	42/24 +18	12/6	15/11	7/2	6/6	20/23

Note: Game totals are displayed in the format TEAM/OPPONENT for each category

**2013-14 UK Basketball**  
**Kentucky Team Game-by-Game Comparison (as of Jan 22, 2014)**  
**All games -- 1st half only**

Opponent	1st	2nd	Score	Mar	Total FG	FG Pct	3-Pointers	3FG Pct	Free Throws	FT Pct	Rebounds	Assist	T/Over	Block	Steal	Fouls
UNC ASHEVILLE	41/31	48/26	89-57	+32	11-29/12-29	.379/.414	2-6/2-7	.333/.286	17-31/5-11	.548/.455	24/19 +5	4/5	4/10	4/1	3/1	12/19
NORTHERN KENTUCKY	48/22	45/41	93-63	+30	18-33/9-31	.545/.290	5-13/3-18	.385/.167	7-12/1-3	.583/.333	29/12 +17	9/3	4/4	2/0	0/1	4/8
Michigan State	32/44	42/34	74-78	(4)	11-27/18-31	.407/.581	4-11/3-6	.364/.500	6-10/5-5	.600/1000	16/16 -	4/10	9/5	2/1	1/7	7/11
ROBERT MORRIS	44/20	43/29	87-49	+38	13-30/6-30	.433/.200	4-12/2-7	.333/.286	14-16/6-10	.875/.600	29/14 +15	8/3	10/9	5/0	6/3	9/13
TEXAS-ARLINGTON	42/33	63/43	105-76	+29	16-34/13-32	.471/.406	3-9/4-8	.333/.500	7-9/3-4	.778/.750	17/21 (4)	8/6	4/10	5/0	4/2	7/10
CLEVELAND STATE	27/31	41/30	68-61	+7	7-26/11-32	.269/.344	0-6/1-6	.000/.167	13-18/8-9	.722/.889	22/20 +2	3/5	7/5	6/1	1/5	8/13
EASTERN MICHIGAN	35/32	46/31	81-63	+18	10-23/12-31	.435/.387	1-8/2-8	.125/.250	14-21/6-9	.667/.667	21/16 +5	4/5	11/7	4/2	1/6	9/18
Providence	39/35	40/30	79-65	+14	16-26/11-33	.615/.333	4-5/6-8	.800/.750	3-6/7-11	.500/.636	20/16 +4	7/6	7/1	6/3	0/3	8/7
Baylor	38/35	24/32	62-67	(5)	14-30/15-29	.467/.517	6-10/2-7	.600/.286	4-10/3-5	.400/.600	15/18 (3)	12/8	3/7	3/4	0/1	5/6
BOISE STATE	41/31	29/24	70-55	+15	17-31/14-34	.548/.412	4-13/3-9	.308/.333	3-7/0-0	.429/.000	23/12 +11	5/4	9/5	5/0	2/4	4/6
North Carolina	30/33	47/49	77-82	(5)	10-25/10-26	.400/.385	1-5/1-3	.200/.333	9-17/12-21	.529/.571	25/14 +11	4/5	10/4	5/3	3/6	15/11
BELMONT	41/43	52/37	93-80	+13	16-33/17-36	.485/.472	2-10/7-18	.200/.389	7-12/2-2	.583/1000	22/19 +3	7/11	4/3	2/1	0/3	7/13
LOUISVILLE	41/36	32/30	73-66	+7	15-35/14-30	.429/.467	2-9/4-14	.222/.286	9-16/4-5	.563/.800	25/14 +11	3/5	7/6	2/2	2/3	7/12
MISSISSIPPI STATE	37/40	48/23	85-63	+22	13-35/15-34	.371/.441	2-14/2-6	.143/.333	9-14/8-8	.643/1000	25/17 +8	6/6	8/7	5/0	2/5	8/10
Vanderbilt	30/22	41/40	71-62	+9	10-28/10-26	.357/.385	3-10/2-10	.300/.200	7-8/0-4	.875/.000	23/15 +8	4/8	6/7	1/2	3/0	8/5
Arkansas	41/43	33/31	85-87	(2)	13-19/13-36	.684/.361	2-4/4-11	.500/.364	13-22/13-16	.591/.813	21/13 +8	6/6	10/2	3/0	1/7	13/15
TENNESSEE	34/32	40/34	74-66	+8	11-26/14-33	.423/.424	5-12/1-7	.417/.143	7-7/3-4	1000/.750	10/23 (13)	7/6	5/7	3/1	3/2	6/8
TEXAS A&M	34/27	34/24	68-51	+17	11-27/11-26	.407/.423	5-15/1-4	.333/.250	7-12/4-7	.583/.571	19/14 +5	8/4	8/9	4/2	4/3	8/12

Note: Game totals are displayed in the format TEAM/OPPONENT for each category

**2013-14 UK Basketball**  
**Kentucky Team Game-by-Game Comparison (as of Jan 22, 2014)**  
**All games -- 2nd half only**

Opponent	1st	2nd	Score	Mar	Total FG	FG Pct	3-Pointers	3FG Pct	Free Throws	FT Pct	Rebounds	Assist	T/Over	Block	Steal	Fouls
UNC ASHEVILLE	41/31	48/26	89-57	+32	17-31/10-28	.548/.357	1-5/1-6	.200/.167	13-17/5-10	.765/.500	25/12 +13	8/4	3/5	2/2	5/0	8/13
NORTHERN KENTUCKY	48/22	45/41	93-63	+30	12-22/12-33	.545/.364	2-9/6-17	.222/.353	19-26/11-12	.731/.917	22/11 +11	3/4	8/3	3/0	3/1	10/17
Michigan State	32/44	42/34	74-78	(4)	14-28/12-32	.500/.375	0-9/2-6	.000/.333	14-26/8-12	.538/.667	28/16 +12	4/7	8/2	4/2	0/6	12/16
ROBERT MORRIS	44/20	43/29	87-49	+38	15-27/10-39	.556/.256	3-7/4-16	.429/.250	10-18/5-10	.556/.500	27/19 +8	12/3	5/5	6/1	3/1	10/13
TEXAS-ARLINGTON	42/33	63/43	105-76	+29	19-35/13-31	.543/.419	5-10/4-11	.500/.364	20-30/13-18	.667/.722	29/13 +16	10/3	4/6	3/0	3/1	14/19
CLEVELAND STATE	27/31	41/30	68-61	+7	12-27/10-27	.444/.370	3-8/4-9	.375/.444	14-17/6-6	.824/1000	20/15 +5	7/5	4/6	1/0	1/2	9/15
EASTERN MICHIGAN	35/32	46/31	81-63	+18	15-35/12-35	.429/.343	2-8/2-11	.250/.182	14-19/5-8	.737/.625	31/17 +14	7/4	9/6	5/2	2/3	8/13
Providence	39/35	40/30	79-65	+14	11-16/8-28	.688/.286	2-3/4-11	.667/.364	16-19/10-12	.842/.833	15/14 +1	5/2	7/5	5/0	3/2	14/15
Baylor	38/35	24/32	62-67	(5)	7-20/11-26	.350/.423	2-7/0-4	.286/.000	8-13/10-17	.615/.588	10/23 (13)	7/6	6/6	2/2	0/3	11/12
BOISE STATE	41/31	29/24	70-55	+15	10-20/8-35	.500/.229	0-4/2-8	.000/.250	9-11/6-6	.818/1000	20/15 +5	2/1	10/3	5/1	2/4	8/11
North Carolina	30/33	47/49	77-82	(5)	12-29/17-30	.414/.567	3-7/1-4	.429/.250	20-26/14-24	.769/.583	19/18 +1	5/5	7/5	2/3	4/4	16/15
BELMONT	41/43	52/37	93-80	+13	16-25/13-28	.640/.464	1-4/4-12	.250/.333	19-24/7-11	.792/.636	20/6 +14	7/8	3/4	2/0	2/2	10/16
LOUISVILLE	41/36	32/30	73-66	+7	12-27/9-28	.444/.321	1-5/2-12	.200/.167	7-14/10-17	.500/.588	19/22 (3)	5/3	4/7	2/3	1/3	12/13
MISSISSIPPI STATE	37/40	48/23	85-63	+22	17-26/8-23	.654/.348	2-6/1-5	.333/.200	12-19/6-10	.632/.600	19/11 +8	12/6	4/8	2/0	3/3	11/12
Vanderbilt	30/22	41/40	71-62	+9	16-33/15-24	.485/.625	3-12/4-10	.250/.400	6-14/6-6	.429/1000	18/13 +5	7/10	4/9	1/2	4/3	4/11
Arkansas	41/43	33/31	85-87	(2)	11-30/10-26	.367/.385	2-5/2-8	.400/.250	9-14/9-17	.643/.529	25/16 +9	4/6	4/4	5/5	2/2	14/12
TENNESSEE	34/32	40/34	74-66	+8	11-24/10-25	.458/.400	2-4/1-6	.500/.167	16-17/13-19	.941/.684	14/16 (2)	4/4	3/5	1/0	3/2	11/12
TEXAS A&M	34/27	34/24	68-51	+17	11-23/8-25	.478/.320	1-6/1-4	.167/.250	11-15/7-14	.733/.500	23/10 +13	4/2	7/2	3/0	2/3	12/11

Note: Game totals are displayed in the format TEAM/OPPONENT for each category



**2013-14 UK Basketball**  
**Kentucky Individual Game-by-Game (as of Jan 22, 2014)**  
**All games**

**#00 Lee, Marcus**

Opponent	Date	gs	min	Total		3-Pointers		Free throws		Rebounds				pf	a	t/o	blk	stl	pts	avg
				fg-fga	pct	3fg-fga	pct	ft-fa	pct	off	def	tot	avg							
UNC ASHEVILLE	11/08/13		15	7-8	.875	0-0	.000	3-7	.429	1	0	1	1.0	1	0	0	0	0	17	17.0
NORTHERN KENTUCKY	11/10/13		14	1-2	.500	0-0	.000	1-2	.500	3	3	6	3.5	0	0	1	2	0	3	10.0
vs Michigan State	11/12/13		1	0-0	.000	0-0	.000	0-0	.000	0	1	1	2.7	0	0	0	0	0	0	6.7
ROBERT MORRIS	11/17/13	*	10	1-1	1.000	0-0	.000	0-0	.000	2	1	3	2.8	2	1	0	2	0	2	5.5
TEXAS-ARLINGTON	11/19/13	*	12	4-5	.800	0-0	.000	2-2	1.000	2	0	2	2.6	2	0	0	3	0	10	6.4
CLEVELAND STATE	11/25/13	*	4	1-2	.500	0-0	.000	0-0	.000	0	1	1	2.3	1	0	0	1	0	2	5.7
EASTERN MICHIGAN	11/27/13	*	8	1-3	.333	0-0	.000	0-0	.000	1	2	3	2.4	0	0	0	1	0	2	5.1
vs Providence	12/01/13		0	0-0	.000	0-0	.000	0-0	.000	0	0	0	2.1	0	0	0	0	0	0	4.5
vs Baylor	12/06/13		4	0-0	.000	0-0	.000	0-1	.000	0	2	2	2.1	2	0	0	0	0	0	4.0
BELMONT	12/21/13		10	0-1	.000	0-0	.000	0-0	.000	1	1	2	2.1	0	0	1	0	0	0	3.6
MISSISSIPPI STATE	01/08/14		5	1-2	.500	0-0	.000	0-0	.000	0	0	0	1.9	0	1	0	1	0	2	3.5
at Arkansas	01/14/14		10	0-0	.000	0-0	.000	1-4	.250	0	1	1	1.8	2	0	0	0	0	1	3.3
TEXAS A&M	01/21/14		3	0-0	.000	0-0	.000	0-0	.000	0	0	0	1.7	0	0	0	0	0	0	3.0
Totals		4	96	16-24	.667	0-0	.000	7-16	.438	10	12	22	1.7	10	2	2	10	0	39	3.0

Games played: 13  
Minutes/game: 7.4  
Points/game: 3.0  
FG Pct: 66.7  
FT Pct: 43.8

Rebounds/game: 1.7  
Assists/game: 0.2  
Turnovers/game: 0.2  
Assist/turnover ratio: 1.0  
Blocks/game: 0.8

**#01 Young, James**

Opponent	Date	gs	min	Total		3-Pointers		Free throws		Rebounds				pf	a	t/o	blk	stl	pts	avg
				fg-fga	pct	3fg-fga	pct	ft-fa	pct	off	def	tot	avg							
UNC ASHEVILLE	11/08/13	*	29	3-10	.300	2-5	.400	3-6	.500	2	2	4	4.0	2	1	1	1	0	11	11.0
NORTHERN KENTUCKY	11/10/13	*	27	2-8	.250	1-6	.167	0-0	.000	0	1	1	2.5	0	1	2	0	0	5	8.0
vs Michigan State	11/12/13	*	34	7-16	.438	3-11	.273	2-5	.400	2	2	4	3.0	0	2	1	0	1	19	11.7
ROBERT MORRIS	11/17/13	*	24	4-11	.364	1-6	.167	1-2	.500	0	3	3	3.0	2	2	3	0	2	10	11.3
TEXAS-ARLINGTON	11/19/13	*	29	8-14	.571	5-10	.500	5-7	.714	1	1	2	2.8	3	3	0	0	2	26	14.2
CLEVELAND STATE	11/25/13	*	39	3-11	.273	1-4	.250	2-2	1.000	2	3	5	3.2	1	3	3	1	0	9	13.3
EASTERN MICHIGAN	11/27/13	*	37	1-8	.125	0-6	.000	4-5	.800	1	5	6	3.6	2	4	5	0	1	6	12.3
vs Providence	12/01/13	*	33	5-7	.714	3-4	.750	5-6	.833	0	3	3	3.5	4	1	2	0	1	18	13.0
vs Baylor	12/06/13	*	38	5-11	.455	4-7	.571	0-2	.000	0	2	2	3.3	0	1	2	0	0	14	13.1
BOISE STATE	12/10/13	*	31	7-15	.467	4-11	.364	3-4	.750	1	8	9	3.9	0	0	5	0	0	21	13.9
at North Carolina	12/14/13	*	29	3-10	.300	2-6	.333	8-10	.800	1	4	5	4.0	5	1	1	0	2	16	14.1
BELMONT	12/21/13	*	20	2-5	.400	0-2	.000	2-2	1.000	1	0	1	3.8	2	1	0	0	0	6	13.4
LOUISVILLE	12/28/13	*	36	5-17	.294	3-8	.375	5-9	.556	4	6	10	4.2	2	4	2	1	1	18	13.8
MISSISSIPPI STATE	01/08/14	*	35	8-18	.444	3-10	.300	7-9	.778	5	5	10	4.6	2	5	2	1	2	26	14.6
at Vanderbilt	01/11/14	*	26	2-10	.200	1-7	.143	1-2	.500	1	1	2	4.5	2	4	2	0	0	6	14.1
at Arkansas	01/14/14	*	40	8-17	.471	2-6	.333	5-8	.625	2	4	6	4.6	3	2	3	0	2	23	14.6
TENNESSEE	01/18/14	*	36	3-9	.333	2-5	.400	0-0	.000	0	1	1	4.4	2	0	1	0	0	8	14.2
TEXAS A&M	01/21/14	*	36	6-11	.545	2-6	.333	1-2	.500	2	5	7	4.5	2	2	1	0	2	15	14.3
Totals		18	579	82-208	.394	39-120	.325	54-81	.667	25	56	81	4.5	34	37	36	4	16	257	14.3

Games played: 18  
Minutes/game: 32.2  
Points/game: 14.3  
FG Pct: 39.4  
3FG Pct: 32.5  
FT Pct: 66.7

Rebounds/game: 4.5  
Assists/game: 2.1  
Turnovers/game: 2.0  
Assist/turnover ratio: 1.0  
Steals/game: 0.9  
Blocks/game: 0.2

**2013-14 UK Basketball**  
**Kentucky Individual Game-by-Game (as of Jan 22, 2014)**  
**All games**

**#02 Harrison, Aaron**

Opponent	Date	gs	min	Total		3-Pointers		Free throws		Rebounds				pf	a	t/o	blk	stl	pts	avg	
				fg-fga	pct	3fg-fga	pct	ft-fa	pct	off	def	tot	avg								
UNC ASHEVILLE	11/08/13	*	32	3-8	.375	1-3	.333	3-6	.500	0	5	5	5.0	2	0	2	1	4	10	10.0	
NORTHERN KENTUCKY	11/10/13	*	23	6-10	.600	1-5	.200	3-4	.750	1	0	1	3.0	3	1	0	1	1	16	13.0	
vs Michigan State	11/12/13	*	18	1-7	.143	0-5	.000	1-2	.500	0	1	1	2.3	2	2	2	1	0	3	9.7	
ROBERT MORRIS	11/17/13	*	27	7-12	.583	4-7	.571	10-10	1.000	1	3	4	2.8	1	3	2	1	2	28	14.3	
TEXAS-ARLINGTON	11/19/13	*	29	2-11	.182	0-5	.000	1-2	.500	0	2	2	2.6	1	2	3	0	0	5	12.4	
CLEVELAND STATE	11/25/13	*	32	3-8	.375	1-3	.333	4-6	.667	1	0	1	2.3	3	0	0	0	0	11	12.2	
EASTERN MICHIGAN	11/27/13	*	37	5-12	.417	3-7	.429	9-11	.818	0	7	7	3.0	3	2	0	0	0	22	13.6	
vs Providence	12/01/13	*	38	7-9	.778	1-2	.500	0-1	.000	1	2	3	3.0	3	4	2	0	0	15	13.8	
vs Baylor	12/06/13	*	35	4-9	.444	3-5	.600	4-4	1.000	0	2	2	2.9	4	6	3	0	0	15	13.9	
BOISE STATE	12/10/13	*	38	6-12	.500	0-4	.000	1-1	1.000	0	4	4	3.0	0	1	3	0	3	13	13.8	
at North Carolina	12/14/13	*	24	8-12	.667	1-1	1.000	3-3	1.000	2	1	3	3.0	2	0	1	0	2	20	14.4	
BELMONT	12/21/13	*	27	7-16	.438	1-5	.200	8-11	.727	1	5	6	3.3	3	7	1	1	1	23	15.1	
LOUISVILLE	12/28/13	*	30	5-12	.417	0-3	.000	0-0	.000	0	4	4	3.3	2	1	4	0	0	10	14.7	
MISSISSIPPI STATE	01/08/14	*	23	1-5	.200	0-3	.000	3-5	.600	0	2	2	3.2	4	3	3	0	2	5	14.0	
at Vanderbilt	01/11/14	*	31	4-9	.444	1-5	.200	5-6	.833	0	4	4	3.3	0	2	1	0	2	14	14.0	
at Arkansas	01/14/14	*	24	5-8	.625	2-3	.667	4-5	.800	1	0	1	3.1	4	1	2	1	0	16	14.1	
TENNESSEE	01/18/14	*	26	3-7	.429	2-4	.500	6-7	.857	0	4	4	3.2	4	1	2	0	2	14	14.1	
TEXAS A&M	01/21/14	*	27	1-5	.200	1-3	.333	3-4	.750	0	1	1	3.1	4	2	1	0	2	6	13.7	
Totals			18	521	78-172	.453	22-73	.301	68-88	.773	8	47	55	3.1	45	38	32	6	21	246	13.7

Games played: 18  
Minutes/game: 28.9  
Points/game: 13.7  
FG Pct: 45.3  
3FG Pct: 30.1  
FT Pct: 77.3

Rebounds/game: 3.1  
Assists/game: 2.1  
Turnovers/game: 1.8  
Assist/turnover ratio: 1.2  
Steals/game: 1.2  
Blocks/game: 0.3

**#03 Polson, Jarrod**

Opponent	Date	gs	min	Total		3-Pointers		Free throws		Rebounds				pf	a	t/o	blk	stl	pts	avg	
				fg-fga	pct	3fg-fga	pct	ft-fa	pct	off	def	tot	avg								
UNC ASHEVILLE	11/08/13		7	0-0	.000	0-0	.000	0-0	.000	0	0	0	0.0	0	0	0	0	0	0	0.0	
NORTHERN KENTUCKY	11/10/13		6	0-0	.000	0-0	.000	0-0	.000	0	0	0	0.0	2	0	1	0	0	0	0.0	
ROBERT MORRIS	11/17/13		4	0-0	.000	0-0	.000	0-0	.000	0	0	0	0.0	1	1	0	0	0	0	0.0	
TEXAS-ARLINGTON	11/19/13		3	0-0	.000	0-0	.000	0-0	.000	0	0	0	0.0	0	1	0	0	0	0	0.0	
EASTERN MICHIGAN	11/27/13		2	0-0	.000	0-0	.000	0-0	.000	0	0	0	0.0	0	0	0	0	0	0	0.0	
BOISE STATE	12/10/13		1	0-0	.000	0-0	.000	0-0	.000	0	0	0	0.0	0	0	0	0	0	0	0.0	
at North Carolina	12/14/13		2	0-0	.000	0-0	.000	0-0	.000	0	0	0	0.0	1	0	0	0	0	0	0.0	
BELMONT	12/21/13		21	1-2	.500	1-1	1.000	0-0	.000	0	0	0	0.0	0	1	0	0	0	3	0.4	
MISSISSIPPI STATE	01/08/14		2	0-0	.000	0-0	.000	0-0	.000	0	0	0	0.0	0	0	0	0	0	0	0.3	
at Vanderbilt	01/11/14		14	2-4	.500	2-3	.667	0-0	.000	0	1	1	0.1	1	1	0	0	0	6	0.9	
at Arkansas	01/14/14		17	0-0	.000	0-0	.000	0-0	.000	0	2	2	0.3	3	1	1	1	0	0	0.8	
TENNESSEE	01/18/14		9	0-0	.000	0-0	.000	0-0	.000	0	0	0	0.3	1	1	0	0	0	0	0.8	
TEXAS A&M	01/21/14		8	1-2	.500	1-2	.500	0-0	.000	1	1	2	0.4	2	1	0	0	0	3	0.9	
Totals			0	96	4-8	.500	4-6	.667	0-0	.000	1	4	5	0.4	11	7	2	1	0	12	0.9

Games played: 13  
Minutes/game: 7.4  
Points/game: 0.9  
FG Pct: 50.0  
3FG Pct: 66.7

Rebounds/game: 0.4  
Assists/game: 0.5  
Turnovers/game: 0.2  
Assist/turnover ratio: 3.5  
Blocks/game: 0.1

**2013-14 UK Basketball**  
**Kentucky Individual Game-by-Game (as of Jan 22, 2014)**  
**All games**

**#04 Hood, Jon**

Opponent	Date	gs	min	Total		3-Pointers		Free throws		Rebounds				pf	a	t/o	blk	stl	pts	avg
				fg-fga	pct	3fg-fga	pct	ft-fa	pct	off	def	tot	avg							
UNC ASHEVILLE	11/08/13		6	0-1	.000	0-1	.000	0-0	.000	0	0	0	0.0	0	1	0	0	1	0	0.0
NORTHERN KENTUCKY	11/10/13		6	1-2	.500	1-2	.500	2-2	1.000	0	1	1	0.5	2	1	2	0	0	5	2.5
ROBERT MORRIS	11/17/13		4	0-1	.000	0-0	.000	0-0	.000	0	0	0	0.3	0	1	0	0	0	0	1.7
TEXAS-ARLINGTON	11/19/13		2	0-0	.000	0-0	.000	2-2	1.000	0	0	0	0.3	0	0	0	0	1	2	1.8
MISSISSIPPI STATE	01/08/14		2	0-0	.000	0-0	.000	0-0	.000	0	0	0	0.2	0	1	0	0	0	0	1.4
Totals		0	20	1-4	.250	1-3	.333	4-4	1.000	0	1	1	0.2	2	4	2	0	2	7	1.4

Games played: 5  
Minutes/game: 4.0  
Points/game: 1.4  
FG Pct: 25.0  
3FG Pct: 33.3  
FT Pct: 100.0

Rebounds/game: 0.2  
Assists/game: 0.8  
Turnovers/game: 0.4  
Assist/turnover ratio: 2.0  
Steals/game: 0.4

**#05 Harrison, Andrew**

Opponent	Date	gs	min	Total		3-Pointers		Free throws		Rebounds				pf	a	t/o	blk	stl	pts	avg
				fg-fga	pct	3fg-fga	pct	ft-fa	pct	off	def	tot	avg							
UNC ASHEVILLE	11/08/13	*	29	1-3	.333	0-1	.000	6-9	.667	0	0	0	0.0	3	5	1	0	0	8	8.0
NORTHERN KENTUCKY	11/10/13	*	26	4-7	.571	2-3	.667	3-3	1.000	0	2	2	1.0	2	2	1	0	0	13	10.5
vs Michigan State	11/12/13	*	38	3-6	.500	1-1	1.000	4-4	1.000	0	1	1	1.0	4	3	4	0	0	11	10.7
ROBERT MORRIS	11/17/13	*	29	2-4	.500	2-4	.500	2-4	.500	0	8	8	2.8	3	2	2	0	1	8	10.0
TEXAS-ARLINGTON	11/19/13	*	29	3-7	.429	2-2	1.000	7-8	.875	2	1	3	2.8	3	6	2	0	1	15	11.0
CLEVELAND STATE	11/25/13	*	21	4-9	.444	0-4	.000	4-5	.800	0	0	0	2.3	5	5	1	0	0	12	11.2
EASTERN MICHIGAN	11/27/13	*	26	2-6	.333	0-1	.000	4-5	.800	0	0	0	2.0	4	3	5	1	0	8	10.7
vs Providence	12/01/13	*	22	0-2	.000	0-0	.000	8-8	1.000	0	2	2	2.0	4	1	3	0	0	8	10.4
vs Baylor	12/06/13	*	35	2-9	.222	1-4	.250	2-4	.500	1	0	1	1.9	4	6	1	1	0	7	10.0
BOISE STATE	12/10/13	*	31	4-7	.571	0-1	.000	5-7	.714	0	3	3	2.0	3	2	3	0	0	13	10.3
at North Carolina	12/14/13	*	37	3-11	.273	1-4	.250	10-17	.588	2	4	6	2.4	4	7	4	0	1	17	10.9
BELMONT	12/21/13	*	20	2-5	.400	0-2	.000	3-4	.750	0	2	2	2.3	4	0	2	0	0	7	10.6
LOUISVILLE	12/28/13	*	34	6-16	.375	0-1	.000	6-12	.500	3	1	4	2.5	3	2	3	0	1	18	11.2
MISSISSIPPI STATE	01/08/14	*	30	2-7	.286	1-3	.333	3-4	.750	0	2	2	2.4	2	2	4	0	0	8	10.9
at Vanderbilt	01/11/14	*	34	3-7	.429	2-3	.667	2-3	.667	4	4	8	2.8	3	4	0	0	0	10	10.9
at Arkansas	01/14/14	*	38	2-9	.222	1-2	.500	2-3	.667	0	4	4	2.9	2	6	5	0	1	7	10.6
TENNESSEE	01/18/14	*	33	7-13	.538	2-3	.667	10-10	1.000	0	2	2	2.8	1	3	0	0	1	26	11.5
TEXAS A&M	01/21/14	*	38	3-12	.250	2-7	.286	0-0	.000	1	7	8	3.1	2	4	4	0	0	8	11.3
Totals		18	550	53-140	.379	17-46	.370	81-110	.736	13	43	56	3.1	56	63	45	2	6	204	11.3

Games played: 18  
Minutes/game: 30.6  
Points/game: 11.3  
FG Pct: 37.9  
3FG Pct: 37.0  
FT Pct: 73.6

Rebounds/game: 3.1  
Assists/game: 3.5  
Turnovers/game: 2.5  
Assist/turnover ratio: 1.4  
Steals/game: 0.3  
Blocks/game: 0.1

**2013-14 UK Basketball**  
**Kentucky Individual Game-by-Game (as of Jan 22, 2014)**  
**All games**

**#15 Cauley-Stein, Willie**

Opponent	Date	gs	min	Total		3-Pointers		Free throws		Rebounds				pf	a	t/o	blk	stl	pts	avg	
				fg-fga	pct	3fg-fga	pct	ft-fa	pct	off	def	tot	avg								
UNC ASHEVILLE	11/08/13	*	18	1-3	.333	0-0	.000	1-2	.500	4	2	6	6.0	3	4	0	4	3	3	3.0	
NORTHERN KENTUCKY	11/10/13	*	20	3-5	.600	0-0	.000	1-2	.500	5	6	11	8.5	2	0	0	0	1	7	5.0	
vs Michigan State	11/12/13	*	27	2-4	.500	0-0	.000	1-3	.333	3	4	7	8.0	2	0	1	2	0	5	5.0	
ROBERT MORRIS	11/17/13		25	2-4	.500	0-0	.000	3-6	.500	4	9	13	9.3	2	2	2	4	1	7	5.5	
TEXAS-ARLINGTON	11/19/13		24	6-8	.750	0-0	.000	2-3	.667	4	6	10	9.4	4	1	0	1	2	14	7.2	
CLEVELAND STATE	11/25/13		30	3-6	.500	0-0	.000	5-7	.714	1	3	4	8.5	1	0	0	4	2	11	7.8	
EASTERN MICHIGAN	11/27/13		25	6-12	.500	0-0	.000	3-7	.429	3	5	8	8.4	2	2	2	7	1	15	8.9	
vs Providence	12/01/13	*	36	7-8	.875	0-0	.000	1-1	1.000	3	5	8	8.4	4	1	1	9	0	15	9.6	
vs Baylor	12/06/13	*	33	4-7	.571	0-0	.000	0-2	.000	1	2	3	7.8	2	2	0	3	0	8	9.4	
BOISE STATE	12/10/13	*	25	3-3	1.000	0-0	.000	0-2	.000	4	3	7	7.7	2	0	2	9	1	6	9.1	
at North Carolina	12/14/13	*	29	2-3	.667	0-0	.000	1-2	.500	5	7	12	8.1	4	1	4	5	2	5	8.7	
BELMONT	12/21/13	*	31	8-10	.800	0-0	.000	0-0	.000	4	3	7	8.0	1	1	1	2	0	16	9.3	
LOUISVILLE	12/28/13	*	35	1-3	.333	0-0	.000	0-0	.000	3	7	10	8.2	4	0	0	3	1	2	8.8	
MISSISSIPPI STATE	01/08/14	*	25	5-6	.833	0-0	.000	2-5	.400	2	2	4	7.9	2	1	0	2	1	12	9.0	
at Vanderbilt	01/11/14	*	31	7-9	.778	0-0	.000	1-4	.250	2	4	6	7.7	2	0	1	1	2	15	9.4	
at Arkansas	01/14/14	*	18	1-2	.500	0-0	.000	0-0	.000	0	6	6	7.6	5	0	0	1	0	2	8.9	
TENNESSEE	01/18/14	*	19	0-5	.000	0-0	.000	0-0	.000	2	1	3	7.4	2	0	0	1	2	0	8.4	
TEXAS A&M	01/21/14	*	9	0-2	.000	0-0	.000	1-4	.250	1	0	1	7.0	4	0	2	0	0	1	8.0	
Totals			14	460	61-100	.610	0-0	.000	22-50	.440	51	75	126	7.0	48	15	16	58	19	144	8.0

Games played: 18  
Minutes/game: 25.6  
Points/game: 8.0  
FG Pct: 61.0  
FT Pct: 44.0

Rebounds/game: 7.0  
Assists/game: 0.8  
Turnovers/game: 0.9  
Assist/turnover ratio: 0.9  
Steals/game: 1.1  
Blocks/game: 3.2

**#22 Poythress, Alex**

Opponent	Date	gs	min	Total		3-Pointers		Free throws		Rebounds				pf	a	t/o	blk	stl	pts	avg
				fg-fga	pct	3fg-fga	pct	ft-fa	pct	off	def	tot	avg							
UNC ASHEVILLE	11/08/13		21	5-9	.556	0-1	.000	0-1	.000	6	7	13	13.0	2	0	0	0	0	10	10.0
NORTHERN KENTUCKY	11/10/13		20	4-7	.571	1-2	.500	0-0	.000	1	6	7	10.0	1	2	0	0	1	9	9.5
vs Michigan State	11/12/13		27	2-6	.333	0-2	.000	3-4	.750	7	5	12	10.7	2	0	1	3	0	7	8.7
ROBERT MORRIS	11/17/13		12	1-5	.200	0-1	.000	0-2	.000	2	2	4	9.0	2	3	2	0	1	2	7.0
TEXAS-ARLINGTON	11/19/13		15	0-2	.000	0-0	.000	0-2	.000	1	3	4	8.0	2	1	0	1	0	0	5.6
CLEVELAND STATE	11/25/13		15	2-6	.333	1-2	.500	2-2	1.000	3	4	7	7.8	1	0	1	1	0	7	5.8
EASTERN MICHIGAN	11/27/13		23	1-1	1.000	0-0	.000	1-2	.500	2	4	6	7.6	1	0	2	0	1	3	5.4
vs Providence	12/01/13		15	2-3	.667	1-1	1.000	0-0	.000	0	1	1	6.8	1	0	2	2	0	5	5.4
vs Baylor	12/06/13		6	0-1	.000	0-0	.000	0-2	.000	1	1	2	6.2	3	0	1	0	0	0	4.8
BOISE STATE	12/10/13		17	0-1	.000	0-0	.000	0-0	.000	2	1	3	5.9	2	1	0	0	0	0	4.3
at North Carolina	12/14/13		24	2-4	.500	0-1	.000	2-3	.667	5	3	8	6.1	5	0	1	1	0	6	4.5
BELMONT	12/21/13		18	3-6	.500	1-1	1.000	0-0	.000	1	4	5	6.0	1	1	0	0	0	7	4.7
LOUISVILLE	12/28/13		21	3-4	.750	0-0	.000	1-2	.500	1	4	5	5.9	3	0	0	0	0	7	4.8
MISSISSIPPI STATE	01/08/14		22	5-6	.833	0-0	.000	2-2	1.000	1	3	4	5.8	2	2	2	3	0	12	5.4
at Vanderbilt	01/11/14		19	4-7	.571	0-1	.000	1-3	.333	2	2	4	5.7	0	0	1	1	0	9	5.6
at Arkansas	01/14/14		32	5-7	.714	0-0	.000	2-2	1.000	1	5	6	5.7	4	0	0	2	0	12	6.0
TENNESSEE	01/18/14		21	1-4	.250	0-2	.000	2-2	1.000	1	2	3	5.5	1	2	1	2	0	4	5.9
TEXAS A&M	01/21/14		25	4-7	.571	0-1	.000	8-9	.889	1	4	5	5.5	2	0	3	2	0	16	6.4
Totals		0	353	44-86	.512	4-15	.267	24-38	.632	38	61	99	5.5	35	12	17	18	3	116	6.4

Games played: 18  
Minutes/game: 19.6  
Points/game: 6.4  
FG Pct: 51.2  
3FG Pct: 26.7  
FT Pct: 63.2

Rebounds/game: 5.5  
Assists/game: 0.7  
Turnovers/game: 0.9  
Assist/turnover ratio: 0.7  
Steals/game: 0.2  
Blocks/game: 1.0



**2013-14 UK Basketball**  
**Kentucky Individual Game-by-Game (as of Jan 22, 2014)**  
**All games**

**#24 Floreal, E.J.**

Opponent	Date	gs	min	Total		3-Pointers		Free throws		Rebounds				pf	a	t/o	blk	stl	pts	avg
				fg-fga	pct	3fg-fga	pct	ft-fa	pct	off	def	tot	avg							
ROBERT MORRIS	11/17/13		2	1-1	1.000	0-0	.000	0-0	.000	0	1	1	1.0	1	0	0	1	1	2	2.0
MISSISSIPPI STATE	01/08/14		1	0-0	.000	0-0	.000	0-0	.000	0	0	0	0.5	0	0	0	0	0	0	1.0
Totals		0	3	1-1	1.000	0-0	.000	0-0	.000	0	1	1	0.5	1	0	0	1	1	2	1.0

Games played: 2  
Minutes/game: 1.5  
Points/game: 1.0  
FG Pct: 100.0

Rebounds/game: 0.5  
Steals/game: 0.5  
Blocks/game: 0.5

**#25 Hawkins, Dominique**

Opponent	Date	gs	min	Total		3-Pointers		Free throws		Rebounds				pf	a	t/o	blk	stl	pts	avg
				fg-fga	pct	3fg-fga	pct	ft-fa	pct	off	def	tot	avg							
UNC ASHEVILLE	11/08/13		4	0-0	.000	0-0	.000	0-0	.000	0	1	1	1.0	0	0	0	0	0	0	0.0
NORTHERN KENTUCKY	11/10/13		6	0-1	.000	0-1	.000	0-0	.000	0	1	1	1.0	0	1	0	0	0	0	0.0
vs Michigan State	11/12/13		6	0-0	.000	0-0	.000	0-0	.000	0	0	0	0.7	1	0	0	0	0	0	0.0
ROBERT MORRIS	11/17/13		18	2-4	.500	0-1	.000	0-0	.000	1	0	1	0.8	1	3	0	1	1	4	1.0
TEXAS-ARLINGTON	11/19/13		13	1-3	.333	1-1	1.000	0-1	.000	0	1	1	0.8	2	0	0	0	1	3	1.4
CLEVELAND STATE	11/25/13		14	0-1	.000	0-1	.000	1-2	.500	0	1	1	0.8	3	0	1	0	0	1	1.3
EASTERN MICHIGAN	11/27/13		10	0-1	.000	0-1	.000	1-2	.500	0	1	1	0.9	1	0	1	0	0	1	1.3
vs Providence	12/01/13		17	2-2	1.000	1-1	1.000	0-0	.000	0	1	1	0.9	1	1	0	0	1	5	1.8
vs Baylor	12/06/13		7	1-2	.500	0-1	.000	0-0	.000	0	1	1	0.9	0	0	0	0	0	2	1.8
BOISE STATE	12/10/13		18	0-2	.000	0-1	.000	0-0	.000	0	0	0	0.8	3	2	1	0	0	0	1.6
at North Carolina	12/14/13		18	0-1	.000	0-0	.000	0-2	.000	0	1	1	0.8	2	0	1	0	0	0	1.5
BELMONT	12/21/13		22	1-3	.333	0-2	.000	0-0	.000	2	2	4	1.1	1	3	1	0	1	2	1.5
LOUISVILLE	12/28/13		15	0-1	.000	0-1	.000	1-1	1.000	2	1	3	1.2	4	0	0	0	0	1	1.5
MISSISSIPPI STATE	01/08/14		23	1-5	.200	0-2	.000	2-2	1.000	0	2	2	1.3	3	2	0	0	0	4	1.6
at Vanderbilt	01/11/14		5	0-1	.000	0-1	.000	0-0	.000	0	1	1	1.3	1	0	0	0	0	0	1.5
at Arkansas	01/14/14		5	0-0	.000	0-0	.000	0-0	.000	0	0	0	1.2	2	0	0	0	0	0	1.4
TENNESSEE	01/18/14		7	0-0	.000	0-0	.000	0-0	.000	0	0	0	1.1	2	0	0	0	0	0	1.4
TEXAS A&M	01/21/14		1	0-1	.000	0-1	.000	0-0	.000	0	0	0	1.1	0	0	1	0	0	0	1.3
Totals		0	209	8-28	.286	2-15	.133	5-10	.500	5	14	19	1.1	27	12	6	1	4	23	1.3

Games played: 18  
Minutes/game: 11.6  
Points/game: 1.3  
FG Pct: 28.6  
3FG Pct: 13.3  
FT Pct: 50.0

Rebounds/game: 1.1  
Assists/game: 0.7  
Turnovers/game: 0.3  
Assist/turnover ratio: 2.0  
Steals/game: 0.2  
Blocks/game: 0.1

**2013-14 UK Basketball**  
**Kentucky Individual Game-by-Game (as of Jan 22, 2014)**  
**All games**

**#30 Randle, Julius**

Opponent	Date	gs	min	Total		3-Pointers		Free throws		Rebounds				pf	a	t/o	blk	stl	pts	avg	
				fg-fga	pct	3fg-fga	pct	ft-fa	pct	off	def	tot	avg								
UNC ASHEVILLE	11/08/13	*	26	6-13	.462	0-0	.000	11-13	.846	6	10	16	16.0	3	1	2	0	0	23	23.0	
NORTHERN KENTUCKY	11/10/13	*	29	6-7	.857	0-1	.000	10-14	.714	5	9	14	15.0	2	3	2	1	0	22	22.5	
vs Michigan State	11/12/13	*	35	9-14	.643	0-1	.000	9-15	.600	4	9	13	14.3	4	1	8	0	0	27	24.0	
ROBERT MORRIS	11/17/13	*	28	5-9	.556	0-0	.000	0-1	.000	5	10	15	14.5	1	2	3	2	0	10	20.5	
TEXAS-ARLINGTON	11/19/13	*	29	7-12	.583	0-1	.000	8-10	.800	5	5	10	13.6	3	4	2	2	0	22	20.8	
CLEVELAND STATE	11/25/13	*	38	3-10	.300	0-0	.000	9-11	.818	7	8	15	13.8	1	2	5	0	0	15	19.8	
EASTERN MICHIGAN	11/27/13	*	22	5-10	.500	0-1	.000	4-4	1.000	6	4	10	13.3	2	0	5	0	0	14	19.0	
vs Providence	12/01/13	*	34	4-10	.400	0-0	.000	4-7	.571	0	8	8	12.6	3	4	2	0	1	12	18.1	
vs Baylor	12/06/13	*	38	5-10	.500	0-0	.000	6-8	.750	3	5	8	12.1	1	4	2	1	0	16	17.9	
BOISE STATE	12/10/13	*	28	7-11	.636	0-0	.000	3-4	.750	3	8	11	12.0	1	1	4	1	0	17	17.8	
at North Carolina	12/14/13	*	29	3-9	.333	0-0	.000	5-6	.833	0	5	5	11.4	4	0	4	1	0	11	17.2	
BELMONT	12/21/13	*	28	8-10	.800	0-1	.000	13-19	.684	2	8	10	11.3	5	0	1	1	0	29	18.2	
LOUISVILLE	12/28/13	*	21	7-8	.875	0-1	.000	3-6	.500	1	2	3	10.6	1	0	2	0	0	17	18.1	
MISSISSIPPI STATE	01/08/14	*	21	3-7	.429	0-1	.000	2-4	.500	6	8	14	10.9	3	1	1	0	0	8	17.4	
at Vanderbilt	01/11/14	*	25	3-10	.300	0-0	.000	1-2	.500	6	5	11	10.9	0	0	4	0	2	7	16.7	
at Arkansas	01/14/14	*	32	5-11	.455	0-0	.000	10-14	.714	6	8	14	11.1	4	0	5	2	0	20	16.9	
TENNESSEE	01/18/14	*	33	6-9	.667	1-2	.500	5-5	1.000	1	1	2	10.5	2	4	4	1	1	18	16.9	
TEXAS A&M	01/21/14	*	29	4-6	.667	0-1	.000	5-6	.833	4	7	11	10.6	3	3	1	2	1	13	16.7	
Totals			18	525	96-176	.545	1-10	.100	108-149	.725	70	120	190	10.6	43	30	57	14	5	301	16.7

Games played: 18  
Minutes/game: 29.2  
Points/game: 16.7  
FG Pct: 54.5  
3FG Pct: 10.0  
FT Pct: 72.5

Rebounds/game: 10.6  
Assists/game: 1.7  
Turnovers/game: 3.2  
Assist/turnover ratio: 0.5  
Steals/game: 0.3  
Blocks/game: 0.8

**#35 Willis, Derek**

Opponent	Date	gs	min	Total		3-Pointers		Free throws		Rebounds				pf	a	t/o	blk	stl	pts	avg	
				fg-fga	pct	3fg-fga	pct	ft-fa	pct	off	def	tot	avg								
UNC ASHEVILLE	11/08/13		4	0-0	.000	0-0	.000	2-2	1.000	0	0	0	0.0	0	0	1	0	0	2	2.0	
NORTHERN KENTUCKY	11/10/13		6	1-2	.500	1-2	.500	3-6	.500	0	2	2	1.0	0	0	2	0	0	6	4.0	
ROBERT MORRIS	11/17/13		4	1-2	.500	0-0	.000	4-4	1.000	0	1	1	1.0	0	0	0	0	0	6	4.7	
TEXAS-ARLINGTON	11/19/13		2	0-0	.000	0-0	.000	0-0	.000	0	0	0	0.8	0	0	0	0	0	0	3.5	
vs Providence	12/01/13		1	0-0	.000	0-0	.000	0-0	.000	0	0	0	0.6	0	0	0	0	0	0	2.8	
at North Carolina	12/14/13		1	0-0	.000	0-0	.000	0-0	.000	0	0	0	0.5	0	0	0	0	0	0	2.3	
BELMONT	12/21/13		3	0-0	.000	0-0	.000	0-0	.000	0	1	1	0.6	0	0	0	0	0	0	2.0	
MISSISSIPPI STATE	01/08/14		3	0-1	.000	0-1	.000	0-0	.000	0	1	1	0.6	0	0	0	0	0	0	1.8	
at Vanderbilt	01/11/14		6	0-2	.000	0-2	.000	0-0	.000	1	0	1	0.7	0	0	0	0	1	0	1.6	
Totals			0	30	2-7	.286	1-5	.200	9-12	.750	1	5	6	0.7	0	0	3	0	1	14	1.6

Games played: 9  
Minutes/game: 3.3  
Points/game: 1.6  
FG Pct: 28.6  
3FG Pct: 20.0  
FT Pct: 75.0

Rebounds/game: 0.7  
Turnovers/game: 0.3  
Steals/game: 0.1

**2013-14 UK Basketball**  
**Kentucky Individual Game-by-Game (as of Jan 22, 2014)**  
**All games**

**#44 Johnson, Dakari**

Opponent	Date	gs	min	Total		3-Pointers		Free throws		Rebounds				pf	a	t/o	blk	stl	pts	avg
				fg-fga	pct	3fg-fga	pct	ft-fa	pct	off	def	tot	avg							
UNC ASHEVILLE	11/08/13		9	2-5	.400	0-0	.000	1-2	.500	0	1	1	1.0	4	0	0	0	0	5	5.0
NORTHERN KENTUCKY	11/10/13		17	2-4	.500	0-0	.000	3-5	.600	1	3	4	2.5	0	1	1	1	0	7	6.0
vs Michigan State	11/12/13		14	1-2	.500	0-0	.000	0-3	.000	2	3	5	3.3	4	0	0	0	0	2	4.7
ROBERT MORRIS	11/17/13		13	2-3	.667	0-0	.000	4-5	.800	2	1	3	3.3	3	0	1	0	0	8	5.5
TEXAS-ARLINGTON	11/19/13		13	4-7	.571	0-0	.000	0-2	.000	4	4	8	4.2	1	0	1	1	0	8	6.0
CLEVELAND STATE	11/25/13		7	0-0	.000	0-0	.000	0-0	.000	1	1	2	3.8	1	0	0	0	0	0	5.0
EASTERN MICHIGAN	11/27/13		10	4-5	.800	0-0	.000	2-4	.500	4	3	7	4.3	2	0	0	0	0	10	5.7
vs Providence	12/01/13		4	0-1	.000	0-0	.000	1-2	.500	1	2	3	4.1	2	0	1	0	0	1	5.1
vs Baylor	12/06/13		4	0-1	.000	0-0	.000	0-0	.000	1	0	1	3.8	0	0	0	0	0	0	4.6
BOISE STATE	12/10/13		11	0-0	.000	0-0	.000	0-0	.000	0	1	1	3.5	1	0	0	0	0	0	4.1
at North Carolina	12/14/13		7	1-4	.250	0-0	.000	0-0	.000	2	1	3	3.5	3	0	1	0	0	2	3.9
LOUISVILLE	12/28/13		8	0-1	.000	0-0	.000	0-0	.000	1	0	1	3.3	0	1	0	0	0	0	3.6
MISSISSIPPI STATE	01/08/14		8	4-4	1.000	0-0	.000	0-2	.000	1	0	1	3.1	1	0	0	0	0	8	3.9
at Vanderbilt	01/11/14		9	1-2	.500	0-0	.000	2-2	1.000	1	0	1	2.9	3	0	1	0	0	4	3.9
at Arkansas	01/14/14		9	1-2	.500	0-0	.000	2-4	.500	2	2	4	3.0	2	1	0	1	0	4	3.9
TENNESSEE	01/18/14		16	2-3	.667	0-0	.000	0-0	.000	2	2	4	3.1	2	0	0	0	0	4	3.9
TEXAS A&M	01/21/14		24	3-4	.750	0-0	.000	0-2	.000	2	5	7	3.3	1	0	2	3	1	6	4.1
Totals		0	183	27-48	.563	0-0	.000	15-33	.455	27	29	56	3.3	30	3	8	6	1	69	4.1

Games played: 17  
Minutes/game: 10.8  
Points/game: 4.1  
FG Pct: 56.3  
FT Pct: 45.5

Rebounds/game: 3.3  
Assists/game: 0.2  
Turnovers/game: 0.5  
Assist/turnover ratio: 0.4  
Steals/game: 0.1  
Blocks/game: 0.4

**#TM TEAM**

Opponent	Date	gs	min	Total		3-Pointers		Free throws		Rebounds				pf	a	t/o	blk	stl	pts	avg
				fg-fga	pct	3fg-fga	pct	ft-fa	pct	off	def	tot	avg							
UNC ASHEVILLE	11/08/13		0	0-0	.000	0-0	.000	0-0	.000	0	2	2	2.0	0	0	0	0	0	0	0.0
NORTHERN KENTUCKY	11/10/13		0	0-0	.000	0-0	.000	0-0	.000	0	1	1	1.5	0	0	0	0	0	0	0.0
vs Michigan State	11/12/13		0	0-0	.000	0-0	.000	0-0	.000	0	0	0	1.0	0	0	0	0	0	0	0.0
ROBERT MORRIS	11/17/13		0	0-0	.000	0-0	.000	0-0	.000	0	0	0	0.8	0	0	0	0	0	0	0.0
TEXAS-ARLINGTON	11/19/13		0	0-0	.000	0-0	.000	0-0	.000	1	3	4	1.4	0	0	0	0	0	0	0.0
CLEVELAND STATE	11/25/13		0	0-0	.000	0-0	.000	0-0	.000	3	3	6	2.2	0	0	0	0	0	0	0.0
EASTERN MICHIGAN	11/27/13		0	0-0	.000	0-0	.000	0-0	.000	2	2	4	2.4	0	0	0	0	0	0	0.0
vs Providence	12/01/13		0	0-0	.000	0-0	.000	0-0	.000	2	4	6	2.9	0	0	1	0	0	0	0.0
vs Baylor	12/06/13		0	0-0	.000	0-0	.000	0-0	.000	3	0	3	2.9	0	0	0	0	0	0	0.0
BOISE STATE	12/10/13		0	0-0	.000	0-0	.000	0-0	.000	1	4	5	3.1	0	0	1	0	0	0	0.0
at North Carolina	12/14/13		0	0-0	.000	0-0	.000	0-0	.000	0	1	1	2.9	1	0	0	0	0	0	0.0
BELMONT	12/21/13		0	0-0	.000	0-0	.000	0-0	.000	1	3	4	3.0	0	0	0	0	0	0	0.0
LOUISVILLE	12/28/13		0	0-0	.000	0-0	.000	0-0	.000	2	2	4	3.1	0	0	0	0	0	0	0.0
MISSISSIPPI STATE	01/08/14		0	0-0	.000	0-0	.000	0-0	.000	2	2	4	3.1	0	0	0	0	0	0	0.0
at Vanderbilt	01/11/14		0	0-0	.000	0-0	.000	0-0	.000	1	1	2	3.1	0	0	0	0	0	0	0.0
at Arkansas	01/14/14		0	0-0	.000	0-0	.000	0-0	.000	3	3	6	3.3	0	0	1	0	0	0	0.0
TENNESSEE	01/18/14		0	0-0	.000	0-0	.000	0-0	.000	1	4	5	3.4	0	0	0	0	0	0	0.0
TEXAS A&M	01/21/14		0	0-0	.000	0-0	.000	0-0	.000	0	0	0	3.2	0	0	0	0	0	0	0.0
Totals		0	0	0-0	.000	0-0	.000	0-0	.000	22	35	57	3.2	1	0	3	0	0	0	0.0

Games played: 18

Rebounds/game: 3.2  
Turnovers/game: 0.2

**2013-14 UK Basketball**  
**Kentucky Points-Rebounds-Assists (as of Jan 22, 2014)**  
**All games**

Opponent	Date	Score		00	01	02	03	04	05	15
				LEE,MARCUS	YOUNG,JAME	HARRISON,A	POLSON,JAR	HOOD,JON	HARRISON,A	CAULEY-STE
UNC ASHEVILLE	11/08/13	89-57	w	17-1-0	11-4-1	10-5-0	0-0-0	0-0-1	8-0-5	3-6-4
NORTHERN KENTUCKY	11/10/13	93-63	w	3-6-0	5-1-1	16-1-1	0-0-0	5-1-1	13-2-2	7-11-0
vs Michigan State	11/12/13	74-78	L	0-1-0	19-4-2	3-1-2	DNP	DNP	11-1-3	5-7-0
ROBERT MORRIS	11/17/13	87-49	w	2-3-1	10-3-2	28-4-3	0-0-1	0-0-1	8-8-2	7-13-2
TEXAS-ARLINGTON	11/19/13	105-76	w	10-2-0	26-2-3	5-2-2	0-0-1	2-0-0	15-3-6	14-10-1
CLEVELAND STATE	11/25/13	68-61	w	2-1-0	9-5-3	11-1-0	DNP	DNP	12-0-5	11-4-0
EASTERN MICHIGAN	11/27/13	81-63	w	2-3-0	6-6-4	22-7-2	0-0-0	DNP	8-0-3	15-8-2
vs Providence	12/01/13	79-65	w	0-0-0	18-3-1	15-3-4	DNP	DNP	8-2-1	15-8-1
vs Baylor	12/06/13	62-67	L	0-2-0	14-2-1	15-2-6	DNP	DNP	7-1-6	8-3-2
BOISE STATE	12/10/13	70-55	w	DNP	21-9-0	13-4-1	0-0-0	DNP	13-3-2	6-7-0
at North Carolina	12/14/13	77-82	L	DNP	16-5-1	20-3-0	0-0-0	DNP	17-6-7	5-12-1
BELMONT	12/21/13	93-80	w	0-2-0	6-1-1	23-6-7	3-0-1	DNP	7-2-0	16-7-1
LOUISVILLE	12/28/13	73-66	w	DNP	18-10-4	10-4-1	DNP	DNP	18-4-2	2-10-0
MISSISSIPPI STATE	01/08/14	85-63	w	2-0-1	26-10-5	5-2-3	0-0-0	0-0-1	8-2-2	12-4-1
at Vanderbilt	01/11/14	71-62	w	DNP	6-2-4	14-4-2	6-1-1	DNP	10-8-4	15-6-0
at Arkansas	01/14/14	85-87	L	1-1-0	23-6-2	16-1-1	0-2-1	DNP	7-4-6	2-6-0
TENNESSEE	01/18/14	74-66	w	DNP	8-1-0	14-4-1	0-0-1	DNP	26-2-3	0-3-0
TEXAS A&M	01/21/14	68-51	w	0-0-0	15-7-2	6-1-2	3-2-1	DNP	8-8-4	1-1-0

Opponent	Date	Score		22	24	25	30	35	44
				POYTHRESS,	FLOREAL,EJ	HAWKINS,DO	RANDLE,JUL	WILLIS,DER	JOHNSON,DA
UNC ASHEVILLE	11/08/13	89-57	w	10-13-0	DNP	0-1-0	23-16-1	2-0-0	5-1-0
NORTHERN KENTUCKY	11/10/13	93-63	w	9-7-2	DNP	0-1-1	22-14-3	6-2-0	7-4-1
vs Michigan State	11/12/13	74-78	L	7-12-0	DNP	0-0-0	27-13-1	DNP	2-5-0
ROBERT MORRIS	11/17/13	87-49	w	2-4-3	2-1-0	4-1-3	10-15-2	6-1-0	8-3-0
TEXAS-ARLINGTON	11/19/13	105-76	w	0-4-1	DNP	3-1-0	22-10-4	0-0-0	8-8-0
CLEVELAND STATE	11/25/13	68-61	w	7-7-0	DNP	1-1-0	15-15-2	DNP	0-2-0
EASTERN MICHIGAN	11/27/13	81-63	w	3-6-0	DNP	1-1-0	14-10-0	DNP	10-7-0
vs Providence	12/01/13	79-65	w	5-1-0	DNP	5-1-1	12-8-4	0-0-0	1-3-0
vs Baylor	12/06/13	62-67	L	0-2-0	DNP	2-1-0	16-8-4	DNP	0-1-0
BOISE STATE	12/10/13	70-55	w	0-3-1	DNP	0-0-2	17-11-1	DNP	0-1-0
at North Carolina	12/14/13	77-82	L	6-8-0	DNP	0-1-0	11-5-0	0-0-0	2-3-0
BELMONT	12/21/13	93-80	w	7-5-1	DNP	2-4-3	29-10-0	0-1-0	DNP
LOUISVILLE	12/28/13	73-66	w	7-5-0	DNP	1-3-0	17-3-0	DNP	0-1-1
MISSISSIPPI STATE	01/08/14	85-63	w	12-4-2	0-0-0	4-2-2	8-14-1	0-1-0	8-1-0
at Vanderbilt	01/11/14	71-62	w	9-4-0	DNP	0-1-0	7-11-0	0-1-0	4-1-0
at Arkansas	01/14/14	85-87	L	12-6-0	DNP	0-0-0	20-14-0	DNP	4-4-1
TENNESSEE	01/18/14	74-66	w	4-3-2	DNP	0-0-0	18-2-4	DNP	4-4-0
TEXAS A&M	01/21/14	68-51	w	16-5-0	DNP	0-0-0	13-11-3	DNP	6-7-0