

Louisville Basketball Quick Facts

Location	Louisville, Ky. 40292
Founded / Enrollment	1798 / 22,000
Nickname / Colors	Cardinals / Red and Black
Conference	Atlantic Coast
Home Court	KFC Yum! Center (22,000)
President	Dr. James Ramsey
Vice President for Athletics	Tom Jurich
Head Coach	Rick Pitino (UMass '74)
U of L Record	352-117 (14th yr.)
Overall Record	706-245 (30th yr.)
Assistant Coaches	Wyking Jones, Mike Balado, Kenny Johnson
Dir. of Basketball Operations	David Padgett
All-Time Record	1,739-875 (101st yr.)
All-Time NCAA Tournament Record	72-41 (40 Appearances, 10 Final Fours, Three NCAA Championships - 1980, 1986, 2013)
Important Phone Numbers	
Athletics Office	(502) 852-5732
Basketball Office	(502) 852-6651
Sports Information Office	(502) 852-6581
SID - Kenny Klein, cell	(502) 599-7865
email: kenny@GoCards.com	

2014-15 Schedule/Results

Date	Opponent	TV	Time (EST)
November (rankings listed are #AP/USAT)			
Sat. 1	BARRY ~	WAVE	W 91-71
Sun. 9	BELLARMINE ~	WAVE	W 82-57
Fri. 14	Minnesota ^	ESPN	W 81-68
Mon. 17	JACKSONVILLE STATE +	ESPN3	W 88-39
Fri. 21	MARSHALL +	ESPNU	W 85-67
Mon. 24	SAVANNAH STATE +	ESPN3	W 87-26
Wed. 26	CLEVELAND STATE +	ESPN3	W 45-33
December			
Tues. 2	#14/13 OHIO STATE *	ESPN	W 64-55
Fri. 5	FIU	RSN	W 82-57
Tues. 9	Indiana #	ESPN	W 94-74
Sun. 14	UNC WILMINGTON !	ESPNU	W 68-57
Sat. 20	at Western Kentucky	FoxSports1	W 76-67
Tues. 23	CAL ST. NORTHRIDGE	ESPNU	W 80-55
Sat. 27	#1/1 KENTUCKY >	ESPN2	2:05 p.m.
Tues. 30	LONG BEACH STATE	ESPN3	4:02 p.m.
January			
Sun. 4	at Wake Forest	ESPNU	8 p.m.
Wed. 7	CLEMSON	ACCN/WAVE	9 p.m.
Sat. 10	at North Carolina	ESPN	2 p.m.
Tues. 13	VIRGINIA TECH	RSN	7 p.m.
Sat. 17	DUKE	ESPN	Noon
Sun. 25	at Pittsburgh	CBS	4 p.m.
Wed. 28	at Boston College	ACCN/WHAS	9 p.m.
Sat. 31	NORTH CAROLINA	ESPN/ESPN2	4 or 7 pm.
February			
Tues. 3	at Miami	ACCN/WAVE	8 p.m.
Sat. 7	at Virginia	ESPN/ESPN2	6 p.m.
Wed. 11	PITTSBURGH	ACCN/WHAS	8 p.m.
Sat. 14	NC STATE	ESPN/ESPN2	4 p.m.
Wed. 18	at Syracuse	ESPN/ESPN2	7 p.m.
Sat. 21	MIAMI	ESPN/ESPN2	2 p.m.
Mon. 23	at Georgia Tech	ESPN	7 p.m.
Sat. 28	at Florida State	ESPN/ESPN2	TBA
March			
Wed. 4	NOTRE DAME	ESPN2	7 p.m.
Sat. 7	VIRGINIA	ESPN/ESPN2	TBA
Tues. 10-	at ACC Championship	TBA	
Sat. 14	Greensboro (N.C.) Coliseum		

^ Armed Forces Classic, Puerto Rico ~ exhibition game
+ Global Sports Showcase, Louisville, KY
* ACC/Big 10 Challenge, Louisville, KY
Jimmy V Classic, New York, NY
! Billy Minardi Classic, Louisville, KY
> Basketball Hall of Fame Shootout, Louisville, KY



LOUISVILLE BASKETBALL

1980, 1986, 2013 NCAA Champions □ 10 NCAA Final Fours □ 40 NCAA Tournament Appearances

Sports Information ♦ University of Louisville ♦ Louisville, KY 40292 ♦ www.GoCards.com
Phone: (502) 852-6581 ♦ Fax: (502) 852-7401 ♦ email: kenny@GoCards.com ♦ Twitter: @KKcards

Louisville Cardinals (11-0) vs. Kentucky Wildcats (12-0)



Saturday, Dec. 27 ■ 2:05 p.m. ET ■ KFC Yum! Center ■ Louisville, Ky.

PROBABLE STARTING LINEUPS

Louisville (11-0)	Ht.	Wt.	Yr.	PPG	RPG	Hometown
F 24 Montrezl HARRELL	6-8	240	Jr.	16.7	10.0	Tarboro, N.C.
F 25 Wayne BLACKSHEAR	6-5	215	Sr.	13.7	6.1	Chicago, Ill.
C 32 Chinanu ONUAKU	6-10	230	Fr.	4.6	5.8	Lanham, Md.
G 0 Terry ROZIER	6-1	190	So.	16.7	5.5	Youngstown, Ohio
G 3 Chris JONES	5-10	175	Sr.	12.3	4.1	Memphis, Tenn.
Kentucky (12-0)	Ht.	Wt.	Yr.	PPG	RPG	Hometown
F 12 Karl-Anthony TOWNS	6-11	250	Fr.	8.1	6.6	Piscataway, N.J.
F 15 Willie CAULEY-STEIN	7-0	242	Jr.	10.5	6.7	Olathe, Kan.
F 41 Trey LYLES	6-10	235	Fr.	7.9	5.5	Indianapolis, Ind.
G 2 Aaron HARRISON	6-6	212	So.	10.6	2.0	Richmond, Texas
G 5 Andrew HARRISON	6-6	210	So.	7.7	2.1	Richmond, Texas
Head Coach: John Calipari (Clarion '82) 164-37 in 6th yr. at UK; 567-175 in 23th yr. overall.						

Louisville plays its second of three straight at home in the KFC Yum! Center as the Cardinals face intrastate rival Kentucky on Saturday in the 2014 Basketball Hall of Fame Shootout. Louisville (11-0) remained unbeaten with an 80-55 victory over Cal State Northridge on Dec. 23 as Wayne Blackshear scored a career-high 31 points, including 23 in the first half. The Cardinals collected 14 steals in the game. The Wildcats (12-0), the top-ranked team in both the AP and USA Today polls, beat UCLA 83-44 on Dec. 20 in its last game. UK has had the week off before facing the Cardinals.

GAME FACTS

Site: KFC Yum! Center/Crum Court, Louisville, Ky. (22,000) (74-9 in 5th yr.)
Television: ESPN2 - Dan Shulman, play-by-play; Jay Bilas, analyst; Shannon Spake, reporter.
Radio: WKRD (790 AM)
Paul Rogers, play-by-play; Doug Ormay, analyst (Sirius 91, XM 91)
Series History: Louisville trails 15-32 (8-11 in Louisville, 5-17 in Lexington, 2-4 neutral)
Last Meeting: Kentucky 74, UofL 69 (March 28, 2014 in Indianapolis, Ind. NCAA Midwest Region semifinal)
UofL National Ranking: 4th USA
Today, 4th Associated Press
Officials: Karl Hess, Roger Ayers, Michael Roberts
Next UofL Game: Dec. 30, Long Beach St. at KFC Yum! Center, 4 p.m., (ESPN3)

CARD FILE

■ Louisville's academic performance in the recently completed fall semester was impressive, with **15 of its 16** men's basketball student-athletes achieving a 3.0 or better grade point average. The Cardinals posted a **collective 3.33 GPA** for the 2014 Fall Semester, just short of the team record of 3.47 achieved last fall.
■ Louisville has an all-time 4-5 record in the regular season against No. 1 ranked teams. The Cardinals have won three of its last four games vs. No. 1 ranked teams.
■ While connecting on 64.1 percent of its free throws on the season, the Cardinals have made **83.1** percent from the line in its last three games (54-of-65).
■ Louisville has a **31-5** record in December over the last four years, including a 19-1 mark the last three seasons.
■ Louisville's **107 victories** over the last four years are the **most wins in the nation** in that stretch. Louisville is the only school in the nation with three straight 30-win seasons, including a school-record 35 victories by its 2012-13 NCAA Title team.
■ Louisville has a **175-40** record (.814) against non-conference opponents in Coach Rick Pitino's 14 seasons (includes post-season). The Cardinals are **120-11 at home** in regular season non-conference games under Pitino, including a **44-2** mark over the last five seasons in the KFC Yum! Center.
■ Louisville Coach Rick Pitino gained his **700th** collegiate coaching victory on Nov. 26 and **350th** at Louisville on Dec. 14.

■ **About Kentucky** — Louisville plays its second of three straight at home in the KFC Yum! Center as the Cardinals face intrastate rival Kentucky in the Basketball Hall of Fame Shootout. The Wildcats (12-0), the top-ranked team in both the AP and USA Today polls, beat UCLA 83-44 on Dec. 20 in its last game as freshman guard Devin Booker scored 19 points (5-of-6 threes). UK, which made 12-of-26 three-point goals in the game, will have the week off before facing the Cardinals. Kentucky leads the nation in scoring defense (47.7), scoring margin (+29.1) and blocked shots (8.7 bpg) and has beaten four ranked opponents this season. North Carolina is the only opponent to shoot over 40 percent from the field vs. Kentucky.

Louisville Coach Rick Pitino coached eight years at Kentucky (1989-97, 219-50 record), including guiding the Wildcats to the 1996 NCAA Title and a 1997 national runner-up finish. A retired jersey hangs in his honor in Rupp Arena.

Louisville trails the all-time series against Kentucky 15-32. UK has won six of the last seven. The Wildcats hold a 23-11 advantage since the series resumed in 1983. Current UofL Coach Rick Pitino had a 6-2 record as the Wildcats' head coach in games against Louisville; and has a 5-10 record facing UK.

Louisville fell twice to the Wildcats last season: 73-66 in Lexington (12-28-13) with Russ Smith's 19 points and four assists pacing the Cardinals; and 74-69 in the NCAA Midwest Region semifinals in Indianapolis (3-28-14) as Smith led the Cardinals with 23 points and three assists. The campuses are 78 miles apart, connected by Interstate 64.

The two teams have met in NCAA Tournament competition on six occasions, with Louisville winning twice. UofL won 80-68 in overtime in the 1983 Midwest Regional championship in Knoxville, Tenn. in a game labeled as the first "Dream Game." The two teams had not met in regular season play for 62 years before the current series was renewed in 1983; the rivals have met all 32 seasons since. UofL has a collective 83-66 all-time record against current members of the SEC.

■ **11-0 Start** — The Cardinals have won their first 11 games of the season for the second time in the last four years and just the fifth occasion in school history. Louisville started 12-0 in the 2011-12 season. Louisville is one of eight unbeaten teams in the nation through Dec. 23.

■ **Blackshear Scores 31** — Wayne Blackshear became the third Cardinal to score 30 points this season with a career-high 31 against Cal State Northridge. He made his first seven shots from the field, scored 23 in the first half and buried a career-best 6-of-11 three-point goals. He made 39.5 percent of his threes last season.

■ **Rozier Player of the Week** — Terry Rozier was named ACC Player of the Week on Dec. 22. He scored a career-high 32 points at Western Kentucky in the Cardinals' only game of the week, adding five rebounds and three steals against the Hilltoppers. He scored 26 of his points in the second half and for an eight and a half minute stretch, he scored 17 straight points for the Cardinals. In his last four games, he has averaged 23.3 points, 5.3 rebounds and shot 50.8 percent from the field (30-of-59) with eight total steals. He leads the Cards in scoring (16.7 ppg).

■ **National Statistics Leaders** — Louisville ranks among the nation's top 20 in 11 statistical categories through games of Dec. 23. Individually, Montrezl Harrell is 19th nationally in rebounding (10.0) and 16th in field goal percentage (.610). Freshman center Chinanu Onuaku is 38th nationally in blocked shots, averaging 2.4 per game. Chris Jones is 34th in steals (2.3).



Statistical Comparison

	UK	UofL
Record	12-0	11-0
Scoring Average	76.8	77.3
Points Allowed	47.7	54.4
Scoring Margin	+29.1	+22.9
FG Percentage475	.441
Opp. FG Percentage300	.344
3-Pt. Percentage314	.290
FT Percentage659	.641
Rebound Margin	+10.2	+9.4
Turnover Margin	+5.7	+5.0



Louisville's Best Unbeaten Starts

1974-75	13-0
1967-67	13-0
1960-61	13-0
2011-12	12-0
2014-15	11-0
1996-97	10-0

Louisville in NCAA Statistics

Nat'l.	(through Dec. 23)	
Rank	Category	Stat
1t	Won-Lost Percentage	100.0
4	Offensive Rebounds	16.7
4	Steals	11.0
6	Blocked Shots	7.3
7	Scoring Margin	+22.9
8	FG Percentage Defense	34.4
8	Scoring Defense	54.4
9	Defensive Rebounds	29.3
14	Rebound Margin	+9.4
12	Turnover Margin	+5.0
19	3 Pt FG Defense	27.7
21	Free Throw Attempts	304
32	Scoring Offense	77.3

Last Game

Louisville 80, Cal State Northridge 55
Dec. 23, 2014 -- KFC YUM! CENTER

Louisville 80

Player	min	FG	3FG	FT	Reb	Ass	TO	BL	ST	PF	TP
Mathiang	f 30	2-5	0-0	2-3	6	2	1	4	3	4	6
Blackshear	f 37	11-17	6-11	3-6	6	2	1	0	4	3	31
Onuaku	c 13	1-1	0-0	0-0	4	1	2	2	0	1	2
Rozier	g 27	5-9	1-3	5-5	6	5	3	0	1	3	16
Jones	g 26	3-10	1-5	2-2	1	1	2	1	2	2	9
Gill	10	0-4	0-3	0-0	1	3	0	0	1	0	0
Snider	6	1-4	0-1	1-1	1	1	2	0	0	0	3
Johnson	6	0-1	0-0	0-0	1	0	2	1	1	1	0
Mahmoud	25	1-1	0-0	2-2	7	0	2	3	1	3	4
Gilbert	1	0-1	0-0	0-0	0	0	0	0	0	0	0
Aaron	5	0-0	0-0	0-0	2	1	1	0	0	0	0
Levitich	14	3-4	3-4	0-0	1	1	0	0	1	1	9
Team					0						
Totals	200	27-57	11-27	15-19	36	18	14	11	14	18	80

Total FG% 1st H: 14-29 48.3% 2nd H: 13-28 46.4% Game: 47.4%
3-Pt. FG% 1st H: 6-15 40.0% 2nd H: 5-12 41.7% Game: 40.7%
F Throw % 1st H: 2- 3 66.7% 2nd H: 13-16 81.3% Game: 78.9%

Cal State Northridge 55

Player	min	FG	3FG	FT	Reb	Ass	TO	BL	ST	PF	TP
Hale-Edmerson	34	1-2	0-0	0-0	7	4	6	0	0	5	2
Elliott	f 33	4-14	0-2	1-1	9	0	0	0	1	3	9
Maxwell	f 36	7-14	0-0	6-7	11	2	2	0	2	1	20
Drew	g 25	0-4	0-1	0-0	1	3	5	0	0	3	0
Hicks	g 35	6-12	0-0	7-8	1	1	3	0	2	1	19
Webb	14	1-5	0-0	0-0	2	0	3	0	0	3	2
Cid	1	0-0	0-0	0-0	0	0	0	0	0	0	0
Efferson	1	0-0	0-0	0-0	0	0	0	0	0	0	0
Parks	21	0-6	0-0	3-4	4	1	1	1	1	3	3
Team					1						
Totals	200	19-57	0-3	17-20	36	11	20	1	6	19	55

Total FG% 1st H: 9-25 36.0% 2nd H: 10-32 31.3% Game: 33.3%
3-Pt. FG% 1st H: 0- 1 0.0% 2nd H: 0- 2 0.0% Game: 0.0%
F Throw % 1st H: 7- 9 77.8% 2nd H: 10-11 90.9% Game: 85.0%

Score by Periods	1st	2nd	Total	Attendance: 20,231
CSUN	25	30	55	Ties: 0
Louisville	36	44	80	Lead Changes: 0

■ **Harrell Paces the Cards -- All-**
America forward Montrezl Harrell is averaging 16.7 points (fifth in the ACC), 10.0 rebounds (fourth in the ACC, 17th in the nation) and is shooting 61.0 percent from the field (third in the ACC, 18th in the nation). His free throw percentage of 59.4 percent is up nearly 13 percentage points over his 46.4 mark from last season. He has produced a double-double in five of his last six games and on 17 occasions in his career, his last coming vs. UNC Wilmington two games ago with 19 points and a career-high 17 rebounds. He has scored in double figures in an ACC-leading 22 straight games, including 13 games with 15 points or more.

Harrell scored a career-high 30 points in the Cardinals' season opener against Minnesota. He added seven rebounds, two dunks, two steals and shot an impress percentage in all facets -- 9-of-12 field goals, including 3-of-4 three-pointers, and 9-of-10 free throws. His previous scoring high had been 25 points against Memphis last season. He had made 2-of-3 three-pointers in his career entering this season. For his efforts, he was honored as the national player of the week by ESPN.com, CBSSports.com and others. He has been selected as the ACC Player of the Week twice this season.

2014-15 Louisville Cardinals Roster



No.	Name	Pos.	Ht.	Wt.	Yr.	Hometown (Previous School)
0	Terry Rozier	G	6-1	190	So.	Youngstown, Ohio (Hargrave Military Acad.)
1	Anton Gill	G	6-3	190	So.	Raleigh, N.C. (Hargrave Military Academy)
2	Quentin Snider	G	6-1	180	Fr.	Louisville, Ky. (Ballard HS)
3	Chris Jones	G	5-10	175	Sr.	Memphis, Tenn. (NW Florida College)
4	Dillon Avare	G	6-0	150	Fr.	Lexington, Ky. (Lexington Catholic HS)
5	Matz Stockman	F/C	7-0	240	Fr.	Oslo, Norway (Canarias Basketball Acad.)
10	Jaylen Johnson	F	6-9	215	Fr.	Ypsilanti, Mich. (Ypsilanti HS)
12	Mangok Mathiang	F/C	6-10	220	So.	Melbourne, Australia (IMG Academy)
14	Anas Mahmoud	F	7-0	200	Fr.	Cairo, Egypt (West Oaks Academy)
15	Trent Gilbert	G	6-0	175	Fr.	Georgetown, Ky. (Scott County HS)
21	Shaqquan Aaron	G	6-7	170	Fr.	Seattle, Wash. (Ranier Beach HS)
23	David Levitch	G	6-3	180	So.	Goshen, Ky. (North Oldham HS)
24	Montrezl Harrell	F	6-8	240	Jr.	Tarboro, N.C. (Hargrave Military Academy)
25	Wayne Blackshear	G/F	6-5	215	Sr.	Chicago, Ill. (Morgan Park HS)
32	Chinanu Onuaku	F/C	6-10	230	Fr.	Lanham, Md. (Riverdale Baptist HS)

Pronunciation: Shaquan (shuh-KWAN), Montrezl Harrell (mon-TREZ, silent "L" HAIR-uhl), Levitch (LEV-itch), Anas Mahmoud (AH-nuss mah-MOOD), Mangok Mathiang (MANG-go, silent "K" MATH-ee-ang), Chinanu Onuaku (Chih-NAH-noo On-oo-AH-koo), Rozier (row-ZEER), Matz (Motts).

■ **Harrell Suspended by ACC** — The Atlantic Coast Conference issued a one game suspension to Louisville's Montrezl Harrell after he received a flagrant foul two during the Cardinals' game against Western Kentucky last Saturday. The suspension was served by Harrell in Louisville's game against CSU-Northridge on Tuesday.

A week ago, Harrell was named ACC and CBSSports.com national player of the week on Dec. 15 after averaging 20 points, 14 rebounds, two steals and shooting 63.3 percent from the field in a pair of victories. He totaled 21 points, 11 rebounds, seven dunks and two steals against Indiana in the Jimmy V Classic. He produced his 17th career double-double and fifth straight with 19 points, a career-high 17 rebounds, two blocked shots and two steals against UNC Wilmington as the MVP of the Billy Minardi Classic.

■ **Thieving Cardinals** -- Louisville has picked up where it left off in recent seasons with good defensive pressure. With 14 steals in its last game vs. Cal State Northridge, the Cardinals are averaging 11.0 steals, ranking fourth in the nation. UofL has produced double-digit steals in nine of its 11 games this season. Four UofL foes have had more turnovers than field goals this season. Three Cardinals -- Chris Jones, Terry Rozier and Wayne Blackshear -- are among the top ten in the ACC in steals.

Last season, the Cardinals led the nation in turnover margin (+6.7) and ranked second nationally in steals (10.0 per game). Louisville is the only team to rank among the nation's top 10 in steals each of the last three seasons (8.8 steals in 2011-12, 7th in the nation; 9.3 steals in 2010-11, 7th in the nation). The Cards' 430 steals in 2012-13 was a new school record.

■ **Cards Continue Productive Defense** — Louisville teams under Rick Pitino have been known for their defensive intensity and this year's unit has followed in that tradition. UofL has limited its opponents to less than 60 points in seven games this season, allowing an average of 54.4 points to rank eighth in the nation in scoring defense. Louisville has committed fewer turnovers than its opponent in nine of 11 games and is 12th in the nation in turnover margin (+5.0).

Louisville has ranked among the nation's top 40 in field goal percentage defense in 11 of the past 13 years, including this season's .344 percentage, which ranks eighth nationally. UofL has held nine of its 11 opponents under 40 percent shooting from the field, including a season-best 19.6 percent against Savannah State. UofL is 19th nationally in three-point field goal percentage defense (.277). Louisville has the nation's No. 2 defense in Ken Pomeroy's adjusted defensive ratings and ranks fifth in the overall ratings.

U of L National Ranking in Field Goal Percentage Defense

2002-03	31st
2003-04	2nd
2004-05	8th
2005-06	49th
2006-07	25th
2007-08	8th
2008-09	22nd
2009-10	161st
2010-11	12th
2011-12	6th
2012-13	37th
2013-14	20th
2014-15	8th

■ **Holding A Lead** — Louisville has not trailed past the 16:04 mark of the second half through its first 11 games. The Cardinals' largest deficit of the season has been five points. Louisville has held at least a 13-point lead at halftime in seven of its 11 games. The Cardinals have led by double digits at one point in all 11 games.

■ **Slamming Harrell** — Montrezl Harrell became the UofL career leader in dunks with seven slams against Indiana on Dec. 9, passing Pervis Ellison (162 dunks, 1985-89). He had one dunk in his last game vs. Western Kentucky, has 25 on the season and has 166 career dunks. Harrell's school-record 97 dunks last year shattered the Cards' single-season mark by 38 slams.

Harrell is 88 points short of becoming the 66th career 1,000-point scorer at Louisville. The Cardinals are second in the nation behind North Carolina (70) in career 1,000-point scorers. Wayne Blackshear is also within striking distance of that milestone with 781 career points. Chris Jones needs two steals for 100 and 27 points for 500 in his second year at UofL.

MOST DUNKS / CAREER

Rk.	Name	Year	Dunks
1.	Montrezl Harrell	2012-14	166
2.	Pervis Ellison	1985-89	162
3.	Darrell Griffith	1976-80	156
4.	Alvin Sims	1993-96	123
5.	Cornelius Holden	1988-92	117

■ **Lowest in 77 Years** — In its two consecutive games earlier this season, Louisville allowed a combined 59 points (33 vs. Cleveland St., 26 vs. Savannah State), the lowest combined total in back-to-back games since 1937 when Western Kentucky (33-25 win on Jan. 16) and Eastern Kentucky (28-26 loss on Jan. 13) combined for 53 points.

■ **Big Crowds** — Louisville fans have flocked to the KFC Yum! Center. The Cardinals' Dec. 5 game against Ohio State produced a crowd of 22,784, fifth largest in the five years in the spectacular arena. Louisville has ranked third nationally in home attendance each season in the KFC Yum! Center and has been in the top six for the last 33 consecutive seasons. A pair of preseason intrasquad scrimmages, both televised live locally, drew crowds of over 10,000 each.

Largest KFC Yum! Center Crowds

Crowd	Opponent	Result	Date
1. 22,815	Notre Dame	W 73-57	3/9/13
2. 22,814	Syracuse	L 68-70	1/19/13
3. 22,810	Kentucky	W 80-77	12/29/12
4. 22,803	Kentucky	L 63-78	12/31/10
5. 22,784	Ohio State	W 64-55	12/5/14

■ **Balanced Scoring** — Four Cardinals are averaging more than 12 points per game. Louisville and Notre Dame are the only ACC teams to have four players among the league's top 25 scorers. Six different Cardinals have scored in double figures this season, with Montrezl Harrell reaching double digits in all 10 of his games (Terry Rozier 10 of 11, Chris Jones, nine of 11 games). Rozier (26 points), Jones (24 points) and Harrell (21 points, 11 rebounds) each scored over 20 against Indiana. It was the first time three Cardinals had scored 20 or more points in a game since Samardo Samuels (21 points), Preston Knowles (21) and Terrence Williams (20) accomplished that feat in a 94-75 victory over Austin Peay on Dec. 13, 2008.

■ **Happy Holidays** — The Cardinals have enjoyed success in recent years with their first game after Christmas. Louisville has won 18 of its last 21 games played after Christmas, including 11 of the last 13 under U of L Coach Rick Pitino. All but three of those have been UofL home games. The Cardinals fell at Kentucky on Dec. 28, 2013 in U of L's first game after Christmas last season.

■ **Kentucky 10th No. 1 for Cards** -- Kentucky will be the 10th top-ranked team in the Associated Press poll that Louisville has faced during the regular season since the poll began in 1949. The Cardinals have won three of its last four games against No. 1 ranked teams. Louisville won its last matchup with a top-ranked team in beating Syracuse 78-68 on March 6, 2010 in the last UofL game played in Freedom Hall. UofL has a 4-5 record against against No. 1 ranked teams, all but one of which were played in Louisville. The Cardinals faced two top-ranked teams in 2009, beating Pittsburgh 69-63 on Jan. 17, 2009; and falling 51-68 to Connecticut on Feb. 2, 2009. U of L also beat a No. 1 team in the ESPN/USA Today poll when the Cardinals beat Kentucky 65-56 in Lexington, Ky. on Dec. 27, 2003. Kentucky was No. 2 in the Associated Press poll at the time.

Louisville vs. AP No. 1 Teams All-Time During Regular Season

Result	Date (Site)
Kentucky at Louisville	Dec. 27, 2014 (H)
U of L 78, Syracuse 68	March 6, 2010 (H)
Connecticut 68, U of L 51 ..	Feb. 2, 2009 (H)
U of L 69, Pittsburgh 63	Jan. 17, 2009 (H)
U of L 73, Florida 65	Dec. 13, 2003 (H)
Cincinnati 75, U of L 65	Jan. 27, 2000 (H)
UCLA 91, U of L 73	March 5, 1995 (H)
UNLV 97, U of L 85	Jan. 26, 1991 (H)
Kentucky 76, U of L 75	Dec. 12, 1987 (A)
U of L 73, Seton Hall 67	March 2, 1953 (H)

Series vs. Kentucky (Won 15, Lost 32)

Date	UL	UK	Nov. 26, 1983 (A) ... 44	65	Dec. 27, 1997 (A) ... 79	76	Mar. 31, 2012 (N) # 61	69
Feb. 15, 1913 (A) ... 10	34	Mar. 22, 1984 (A) ... 67	72	Dec. 26, 1998 (H) ... 83	74	Dec. 29, 2012 (H) ... 80	77	
Feb. 7, 1914 (A) ... 17	22	Dec. 15, 1984 (H) ... 71	64	Dec. 18, 1999 (A) ... 46	76	Dec. 28, 2013 (A) ... 66	73	
Mar. 3, 1914 (H) ... 13	26	Dec. 28, 1985 (A) ... 64	69	Jan. 2, 2001 (H) ... 62	64	Mar. 28, 2014 (N) ! 69	74	
Jan. 23, 1915 (A) ... 14	18	Dec. 27, 1986 (H) ... 51	85	Dec. 29, 2001 (A) ... 62	82	* Olympic Trials		
Feb. 27, 1915 (H) ... 26	15	Dec. 12, 1987 (A) ... 75	76	Dec. 28, 2002 (H) ... 81	63	(New York, NY)		
Feb. 12, 1916 (A) ... 26	22	Dec. 31, 1988 (H) ... 97	75	Dec. 27, 2003 (A) ... 65	56	**NCAA Eastern Region		
Feb. 22, 1916 (H) ... 24	32	Dec. 30, 1989 (A) ... 86	79	Dec. 18, 2004 (H) ... 58	60	(Raleigh, NC)		
Jan. 17, 1922 (H) ... 14	38	Dec. 29, 1990 (H) ... 85	93	Dec. 17, 2005 (A) ... 61	73	+NCAA Midwest Region		
Jan. 21, 1922 (A) ... 22	29	Dec. 28, 1991 (A) ... 89	103	Dec. 16, 2006 (H) ... 49	61	(Evanston, IL)		
Mar. 27, 1948 (N)* ... 57	91	Dec. 12, 1992 (H) ... 68	88	Jan. 5, 2008 (A) ... 89	75	@NCAA Midwest Region		
Mar. 20, 1951 (N)** 68	79	Nov. 27, 1993 (A) ... 70	78	Jan. 3, 2009 (H) ... 74	71	(Knoxville, TN)		
Mar. 13, 1959 (N)+ ... 76	61	Jan. 1, 1995 (H) ... 88	86	Jan. 2, 2010 (A) ... 62	71	^ NCAA Midwest Region		
Mar. 26, 1983 (N)		Dec. 23, 1995 (A) ... 66	89	Date	UL	UK	# NCAA National Semifinals	
(OT)@	80	Date	UL	UK	Dec. 31, 2010 (H) ... 63	78	(New Orleans, LA)	
Date	UL	UK	Dec. 31, 1996 (H) ... 54	74	Dec. 31, 2011 (A) ... 62	69	! NCAA Midwest Region	
							(Indianapolis, IN)	

2014-15 University of Kentucky Wildcats Men's Basketball Roster

No.	Name	Pos.	Ht.	Wt.	Yr.	Hometown (Previous School)
00	Marcus Lee	F	6-9	220	So.	Antioch, Calif. (Deer Valley)
1	Devin Booker	G	6-6	206	Fr.	Grand Rapids, Mich. (Moss Point)
2	Aaron Harrison	G	6-6	212	So.	Richmond, Texas (Travis)
3	Tyler Ulis	G	5-9	155	Fr.	Lima, Ohio (Marian Catholic)
5	Andrew Harrison	G	6-6	210	So.	Richmond, Texas (Travis)
12	Karl-Anthony Towns	F	6-11	255	Fr.	Piscataway, N.J. (St. Joseph)
13	Sam Malone	G	5-11	185	Sr.	Scituate, Mass. (Scituate)
15	Willie Cauley-Stein	F	7-0	242	Jr.	Olathe, Kan. (Northwest)
21	Tod Lanter	G	6-2	190	Sr.	Lexington, Ky. (Gulf Coast St. CC)
22	Alex Poythress	F	6-8	235	Jr.	Clarksville, Tenn. (Northeast)
24	EJ Floreal	G	6-3	200	So.	Palo Alto, Calif. (Dunbar)
25	Dominique Hawkins	G	6-0	195	So.	Richmond, Ky. (Madison Central)
32	Brian Long	G	5-9	155	Sr.	Dumont, N.J. (River Dell)
35	Derek Willis	F	6-9	220	So.	Mt. Washington, Ky. (Bullitt East)
41	Trey Lyles	F	6-10	235	Fr.	Indianapolis, Ind. (Arsenal Technical)
44	Dakari Johnson	C	7-0	255	So.	Brooklyn, N.Y. (Montverde Academy)

Head Coach: John Calipari **Asst. Coaches:** Kenny Payne, John Robic, Barry Rohrsen

Last Year's Meetings vs. UK

Kentucky 73, Louisville 66 Dec. 28, 2013 -- Lexington, Ky. (Rupp Arena)

Louisville 66

Player	min	FG	3FG	FT	Reb	Ast	TO	BL	ST	PF	TP
Blackshear	f 12	1-4	0-2	3-4	3	0	0	0	1	5	5
Harrell	f 21	2-2	0-0	2-2	4	0	0	1	1	3	6
Mathiang	c 22	2-2	0-0	0-0	3	0	1	4	0	1	4
Jones	g 31	7-13	3-9	1-1	3	2	2	0	1	3	18
Smith	g 30	7-20	0-5	5-10	2	4	4	0	1	4	19
Rozier	13	1-3	1-2	2-2	1	0	1	0	1	2	5
Hancock	28	3-11	2-8	0-1	3	2	0	0	1	2	8
Henderson	3	0-0	0-0	0-0	0	0	0	0	0	0	0
Behanan	20	0-3	0-0	0-0	7	0	3	0	0	2	0
Agau	2	0-0	0-0	0-0	2	0	0	0	0	2	0
Van Treese	18	0-0	0-0	1-2	5	0	1	0	0	1	1
Team					3		1				
Totals	200	23-58	6-26	14-22	36	8	13	5	6	25	66

Total FG% 1st H: 14-30 46.7% 2nd H: 9-28 32.1% Game: 39.7%
3-Pt. FG% 1st H: 4-14 28.6% 2nd H: 2-12 16.7% Game: 23.1%
F Throw % 1st H: 4- 5 80.0% 2nd H: 10-17 58.8% Game: 63.6%

Kentucky 73

Player	min	FG	3FG	FT	Reb	Ast	TO	BL	ST	PF	TP
Cauley-Stein	f 35	1-3	0-0	0-0	10	0	0	3	1	4	2
Randle	f 21	7-8	0-1	3-6	3	0	2	0	0	1	17
Young	f 36	5-17	3-8	5-9	10	4	2	1	1	2	18
Harrison, Aa	g 30	5-12	0-3	0-0	4	1	4	0	0	2	10
Harrison, Ang	34	6-16	0-1	6-12	4	2	3	0	1	1	18
Poythress	21	3-4	0-0	1-2	5	0	0	0	0	3	7
Hawkins	15	0-1	0-1	1-1	3	0	0	0	0	4	1
Johnson	8	0-1	0-0	0-0	1	1	0	0	0	0	0
Team					4						
Totals	200	27-62	3-14	16-30	44	8	11	4	3	19	73

Total FG% 1st H: 15-35 42.9% 2nd H: 12-27 44.4% Game: 43.5%
3-Pt. FG% 1st H: 2- 9 22.2% 2nd H: 1- 5 20.0% Game: 21.4%
F Throw % 1st H: 9-16 56.3% 2nd H: 7-14 50.0% Game: 53.3%

Score by Periods	1st	2nd	Total	Attendance: 24,396
Louisville	36	30	66	Ties: 7
Kentucky	41	32	73	Lead Changes: 7

Kentucky 74, Louisville 69 Mar. 28, 2014 -- Indianapolis, Ind. (Lucas Oil Stadium)

NCAA Midwest Region Semifinal

Louisville 69

Player	min	FG	3FG	FT	Reb	Ast	TO	BL	ST	PF	TP
Hancock	f 25	6-9	3-5	4-4	0	2	3	0	1	2	19
Harrell	f 33	7-9	0-0	1-3	8	2	3	0	0	5	15
Van Treese	c 25	0-0	0-0	0-0	4	2	1	1	0	5	0
Smith	g 34	9-20	1-7	4-10	4	3	2	0	1	3	23
Jones	g 28	2-5	0-1	2-2	2	0	1	0	0	3	6
Rozier	17	0-3	0-0	0-0	4	0	0	0	1	3	0
Gill	2	0-0	0-0	0-0	0	0	0	0	0	0	0
Mathiang	17	1-3	0-0	1-2	4	1	0	2	2	3	3
Blackshear	17	1-4	0-2	1-2	1	1	0	0	1	0	3
Agau	2	0-0	0-0	0-0	0	0	0	0	0	0	0
Team					4						
Totals	200	26-53	4-15	13-23	29	11	10	3	6	24	69

Total FG% 1st H: 13-26 50.0% 2nd H: 13-27 48.1% Game: 49.1%
3-Pt. FG% 1st H: 2- 8 25.0% 2nd H: 2- 7 28.6% Game: 26.7%
F Throw % 1st H: 6-15 40.0% 2nd H: 7- 8 87.5% Game: 56.5%

Kentucky 74

Player	min	FG	3FG	FT	Reb	Ast	TO	BL	ST	PF	TP
Young	f 22	3-8	0-2	3-4	1	0	2	1	0	5	9
Randle	f 35	5-11	0-1	5-6	12	1	4	0	1	2	15
Johnson	c 31	7-10	0-0	1-2	6	0	1	0	0	2	15
Harrison, Aa	g 38	3-13	3-7	6-6	3	0	1	0	3	1	15
Harrison, Ang	38	4-11	1-4	5-6	5	7	2	0	0	3	14
Lee	1	0-0	0-0	0-0	0	0	0	0	0	1	0
Polson	2	0-0	0-0	0-0	0	0	0	1	0	0	0
Cauley-Stein	4	0-0	0-0	0-0	1	0	0	0	0	1	0
Poythress	14	2-2	0-0	2-3	4	0	1	1	1	1	6
Hawkins	15	0-0	0-0	0-0	0	0	0	0	0	3	0
Team					5						
Totals	200	24-55	4-14	22-27	37	8	12	2	5	19	74

Total FG% 1st H: 10-30 33.3% 2nd H: 14-25 56.0% Game: 43.6%
3-Pt. FG% 1st H: 3-11 27.3% 2nd H: 1- 3 33.3% Game: 28.6%
F Throw % 1st H: 8-11 72.7% 2nd H: 14-16 87.5% Game: 81.5%

Score by Periods	1st	2nd	Total	Attendance: 41,072
Kentucky	31	43	74	Ties: 4
Louisville	34	35	69	Lead Changes: 4

■ **Time Change Dec. 30** — UofL's men's basketball game against Long Beach State on Dec. 30 has been moved to **4 p.m. ET** on ESPN3 so as not to conflict with the Cardinals' football game against Georgia on the same date. The basketball game had been originally scheduled for 7 p.m. The time change will allow Cardinal fans wishing to watch both the basketball game and U of L's appearance in the Belk Bowl at 6:30 p.m., whether attending the basketball game in Louisville, following the football team to Charlotte, or viewing/listening to both games.

■ **Board Work** — Louisville's average of 44.8 rebounds per game is the third-highest in the nation. While some have logged minutes at other positions, the Cardinals' center rotation of Chinanu Onuaku, Mangok Mathiang, Anas Mahmoud and Matz Stockman have combined to average 13.5 rebounds a game. The Cardinals are getting nearly 10 rebounds a game from its starting backcourt of Terry Rozier (5.5 rpg) and Chris Jones (4.1). Louisville has held a rebounding advantage in nine of its 11 games and its +9.4 rebounding margin on the season ranks second in the ACC and 14th in the nation. The Cardinals are fourth nationally in offensive rebounds per game, averaging 15.9 per game. Louisville tied Cal State Northridge 36-36 in its last game with top rebounder Montrezl Harrell on the bench, gathering eight offensive rebounds.

■ **Cardinal Spurts** — In its 11 games this season, Louisville has produced 28 runs of 8-0 or better, including runs of 12-0 and 10-0 vs. Cal State Northridge in its last game. The Cardinals had a season-best 29-0 run to open the game against Savannah State on Nov. 24. Louisville has forced its opponents into 37 scoring droughts of three minutes or more, including holding Cal State Northridge scoreless for separate stretches of 3:07 and 3:21 in the last game.

■ **Blockbirds** — Louisville produced a season-high 11 blocked shots twice this season (Cleveland St. CSUN), its most since finishing with 14 swats against Gardner-Webb on Dec. 18, 2010 (78-49 win). Freshman Chinanu Onuaku blocked a career-best seven shots vs. Cleveland State, the most for a Louisville player since Gorgui Dieng had seven blocks vs. Michigan State on March 22, 2012. Onuaku is second in the ACC and 35th nationally in blocked shots (2.4 blocks per game). Louisville is sixth nationally in blocks (7.3).

■ **Four With 700** — When UofL Coach Rick Pitino won his 700th career collegiate coaching victory on Nov. 26 against Cleveland State, the ACC became the first conference in NCAA history to have four active coaches with 700 or more career wins. Duke's Mike Krzyzewski (993), Syracuse's Jim Boeheim (954) and North Carolina's Roy Williams (732) have already reached the 700-win plateau (through Dec. 23). The previous high was three by the Big East Conference during the 2011-12 season when Syracuse's Jim Boeheim, Connecticut's Jim Calhoun and West Virginia's Bob Huggins all had 700 or more career victories. Pitino is the second coach to have wins at five different Division I schools among his first 700 victories. The other is Bob Huggins, who is in his 33rd season and has coached at five different schools. (Walsh, Akron, Cincinnati, Kansas State, West Virginia). Pitino is the 10th fastest collegiate coach to 700 collegiate wins, guiding teams in 945 games to attain the milestone.

Pitino on achieving 700 wins: "I hope I'm as lucky to 800, because I remember as if it was yesterday, Tom (Jurich, AD) handing me a picture of 600. I know time flies by when you get old, but our most recent senior class won the most games in Louisville history. It happened so quick from six to seven. I just hope I'm as blessed going from seven to eight (hundred). I doubt that could ever happen, but I would love to see it happen because it means you're winning. I don't think there's as much significance personally for me but the significance I take away is that senior class last year, how many games they won. And I was the beneficiary today."

■ **Anniversary Year for Three UofL NCAA Final Four teams** — This year marks notable anniversaries for three of Louisville's 10 NCAA Final Four teams. This year marks the 35th anniversary for UofL's 1980 NCAA Championship team (33-3 record), led by national player of the year Darrell Griffith, who averaged 22.9 points, 4.8 rebounds and 3.8 assists. Guided by future Hall of Fame Coach Denny Crum, the team featured four players who went on to score over 1,000 career points at UofL, including Griffith (2,333 points, U of L's all-time leading scorer), the late Derek Smith (1,826), Jerry Eaves (1,250) and Rodney McCray (1,247). It is the 40th anniversary for Louisville's 1975 NCAA Final Four team. The 1974-75 Cardinals posted a 28-3 record and were led by senior All-Americans Junior Bridgeman (16.2 ppg) and Allen Murphy (16.3 ppg). The No. 4 ranked Cards fell 74-75 in overtime to UCLA in a classic national semifinal game. This year also marks the 10th anniversary for the Cardinals' 2005 Final Four team, UofL Coach Rick Pitino's fourth team at Louisville. Posting a 33-5 record, the 2004-05 Cardinals buried a school-record 361 three-pointers, led by Francisco Garcia (15.7 ppg), Larry O'Bannon (15.2 ppg) and Taquan Dean (14.4 ppg).

■ Conference Shifting for the Cards

— The University of Louisville joined the Atlantic Coast Conference on July 1, 2014, its third different conference in three years. The Cardinals were members of the Big East Conference for eight years before the league split, with Louisville moving with four others to form the American Athletic Conference in 2013. UofL's association with the American was for one season in 2013-14, as the Cardinals accepted an invitation to join the Atlantic Coast Conference on Nov. 28, 2012. Louisville has been a member of eight different conferences, including six in the last 40 years.

UofL's Conference History

Conference	Years
Kentucky Intercollegiate Athletic	1925-48
Ohio Valley	1948-49
Missouri Valley	1964-75
Metro	1975-95
Conference USA	1995-2005
Big East	2005-13
American Athletic	2013-14
Atlantic Coast	2014-current

■ **Guide Online** — The UofL Men's Basketball Guide is available online at GoCards.com, specifically at <http://www.gocards.com/sports/m-baskbl/spec-rel/lou-mbb-guide-1415.html>

■ **Agau To Transfer** -- Sophomore forward Akoy Agau will transfer to another institution, departing from the Cardinals' basketball team at this completion of the Fall semester to seek additional playing time. Agau (name is pronounced uh-KOY uh-GOW, like cow with a "G") has not made his choice of schools yet, but he will be given his unlimited release from UofL. He has seen limited action in three games this season after recovering from sports hernia surgery on July 29. He played in 19 games in a reserve role as a freshman last season. A three-time all-state selection, he averaged 12.8 points, 6.1 rebounds and blocked 81 shots as a senior in 2012-13 in leading Omaha Central to a 26-4 record and the fourth straight Nebraska Class A state championship. A biology major from Omaha, Neb., Agau is originally from Sudan, Africa and moved to Cairo, Egypt as a child before coming to the U.S. in 2002.

■ **Finals Done** — The last day of classes for the UofL fall semester was Dec. 8 and final examinations were Dec. 10-16. Classes for the spring semester begin on Jan. 7.

■ **Three With 30** — Three Cardinals (Montrezl Harrell, Terry Rozier, Wayne Blackshear) have scored 30 in a game this year, a feat that has not occurred at Louisville since at least the last 30 years.

■ **Doing It With D** — The Cardinals have scored 217 of their 850 points off turnovers (26 percent). Louisville is averaging 19.7 points per game off turnovers. UofL turned 20 Cal State Northridge turnovers into 21 points in its last game, collecting 14 steals in the game, matching its second-highest steal total of the season.

■ **Aaron Debuts for Cards** -- Freshman guard Shaquwan Aaron made his debut with the Cardinals on Dec. 23, contributing two rebounds and an assist against Cal State Northridge in five minutes of action. Aaron had to sit the first nine games — 30 percent of the season — of the season after it was determined that his family received preferential treatment related to housing prior to Aaron's enrollment at U of L during his NCAA amateurism certification for initial eligibility. He continued to practice with the team throughout the year while awaiting completion of the NCAA process. He was in uniform for the Cardinals' Dec. 20 game at Western Kentucky, but did not play in the game. A two-time first-team AP Class 3A all-state selection and the Washington state player of the year as a senior, Aaron averaged 19.7 points, 8.5 rebounds, and 7.5 assists last season in leading Rainier Beach High School to the Washington Class 3A state championship.

■ **Card Clips** — Terry Rozier has made the second-highest scoring improvement in the ACC, rising from his 7.0 average last season to his current 16.7 scoring average. Syracuse forward Rakeem Christmas leads the ACC in scoring improvement, up 9.8 points over last year ... Louisville's free throw percentage in the last five minutes of its games this season is nearly 10 points better than its overall figure, shooting 72.9 percent on the season in the last five minutes (51-of-70; 84.3 percent over the last five games 28-of-33) ... Only Louisville and TCU have all three of its football, men's basketball and baseball teams ranked among the nation's top 25 ... This is UofL Coach Rick Pitino's 30th season as a collegiate head coach and his 40th season coaching, including his start as a graduate assistant at Hawai'i in 1974-75 and eight years as a head coach and assistant in the NBA ... This is the sixth time that the Cards have had as many as six newcomers on its roster in Coach Rick Pitino's 14th season at Louisville. The last was in 2010-11 when the Cardinals had five freshmen and a transfer.

■ **Toy Collection Successful** — Cardinal fans contributed over 1,200 new toys at the Cardinals' Dec. 5 home game. The collection was associated with UofL Athletics' CardsCARE program and Kyle's Korner for Kids, the community outreach established in 2011 by former Cards' forward Kyle Kuric three years ago. The toys were delivered to kids at Kosair Children's Hospital near Christmas day by members of the team.

■ **Statistical Trends** — U of L is 155-9 over the last 14 seasons under Coach Rick Pitino when scoring 80 or more points (7-0 this year, 20-1 last season, 11-1 in 2012-13) ... Over the past 14 years under Pitino, Louisville is 120-6 when shooting 50 percent or better from the field (2-0 this year, 15-0 last year, 10-0 in 2012-13) ... U of L is 282-42 when holding its opponent below 70 points over the past 14 years under Pitino (10-0 this year, 27-1 last year, 32-1 in 2012-13).

■ **Defense Propels Cards Over Ohio State** — Louisville limited Ohio State to 30.4 percent shooting from the field against a team that entered the game second nationally in field goal percentage (56.7 percent). The Cardinals have held four of their last six opponents under 40 percent from the field. The Buckeyes also entered the game in the nation's top ten in scoring, averaging 87.2 before UofL's 64-55 victory.

■ **Tough Schedule** — Fifteen of Louisville's 31 games this season will be against teams that were ranked among the nation's top 25 or were receiving votes in the preseason USA Today coaches poll, including six games among teams in the top eight (1 Kentucky, 3 Duke, 6 North Carolina twice, 8 Virginia twice, 20 Ohio State, 24 Syracuse; receiving votes: Pittsburgh twice, Minnesota, Notre Dame, Florida State, Miami twice). Four of the top nine teams in the preseason poll hail from the ACC. Louisville's overall schedule has been ranked among the top 12 toughest by the ratings percentage index (RPI) in six of the last seven seasons.

Nearly half of the Cardinals' games will be played against teams that participated in post-season competition last season, including 11 from the 2014 NCAA Tournament (NCAA Tournament: Duke, North Carolina twice, Florida State, Kentucky, NC State, Ohio State, Pittsburgh, Syracuse, Virginia twice; NIT: Clemson twice, Minnesota; College Insiders.com Tournament: Cleveland State). Twenty-one of the Cardinals' games will be played against teams that won at least 17 games last season.

■ **Cards Men, Women in Top 25** — Louisville is one of three schools with both its men's and women's teams ranked among the nation's top 10 teams (also Texas and Duke). Louisville's men's team is fourth while the women's team is seventh in the Dec. 22 Associated Press polls. Last season, Louisville was one of two schools in the nation with both its men's and women's teams ranked among the nation's top 10 teams in the final AP poll (UofL men #5, women #4), joining Duke with that distinction.

■ **Defensive Gem** — Louisville produced a defensive gem with its 87-26 victory over Savannah State on Nov. 24, a team that was coming off an 87-83 overtime victory in its previous game.

□ It was Louisville's largest margin of victory since a 61-point win over Rutgers (92-31) on March 13, 2014 in the American Conference Tournament. It was the Cardinals' largest margin of victory in a home game since a 64-point victory (104-40) over Morehead State on Dec. 27, 2004 at Freedom Hall.

□ The 26 points for Savannah State were the fewest for a Louisville opponent since the Cardinals won 20-13 at Georgetown College on Feb. 4, 1947. No opponent has scored fewer points in a Louisville home game since Nichols Hospital had 22 in an 87-22 Louisville win on Feb. 19, 1944.

□ Louisville jumped out to a 29-0 lead to start the game. Savannah State first scored on a free throw with 4:02 remaining in the first half. UofL scored the first nine points of the second half.

□ Savannah State shot 19.6 percent (10-for-51) from the field on Monday, the second-lowest field goal percentage by a Louisville opponent since 1972-73 trailing only the 19.0 percent (11-of-58) by Iona on Dec. 29, 2007.

□ Savannah State's seven points in the first half of Monday's game are the fewest points allowed in a half by UofL since at least 1972-73, less than the 11-point second half totals by San Francisco (Dec. 8, 2010) and Cincinnati (March 7, 1981).

Fewest Opponent Points / Half (since '72-73)

1. 7 - Savannah St. - 11/24/14 (41-7, 1st half)
2. 11 - San Francisco - 12/8/10 (36-11, 2nd half)
2. 11 - Cincinnati - 3/7/81 (20-11, 2nd half)
4. 12 - Arkansas St. - 11/22/11 (22-12, 1st half)
5. 13 - Samford - 11/15/12 (42-13, 1st half)

Louisville Career Double-Doubles

Montrezl Harrell (17)

UNC Wilmington (H)	12/14/14	19 pts., 17 reb.
Indiana (N)	12/9/14	21 pts., 11 reb.
FIU (H)	12/5/14	13 pts., 12 reb.
Ohio State (H)	12/2/14	13 pts., 10 reb.
Cleveland State (H)	11/26/14	15 pts., 13 reb.
Saint Louis (N)	3/22/14	10 pts., 11 reb.
Manhattan (N)	3/20/14	12 pts., 13 reb.
Connecticut (N)	3/15/14	22 pts., 11 reb.
Connecticut (H)	3/8/14	20 pts., 11 reb.
Memphis (A)	3/1/14	25 pts., 12 reb.
Cincinnati (A)	2/22/14	21 pts., 10 reb.
Temple (A)	2/14/14	22 pts., 10 reb.
USF (A)	1/22/14	14 pts., 10 reb.
Connecticut (A)	1/18/14	18 pts., 13 reb.
SMU (H)	1/12/14	12 pts., 13 reb.
Memphis (H)	1/9/14	14 pts., 11 reb.
Fairfield (N)	11/23/13	14 pts., 12 reb.

Chinanu Onuaku (2)

Jacksonville St. (H)	11/17/14	12 pts., 10 reb.
Marshall (H)	11/21/14	10 pts., 11 reb.

■ **Cards Have 12 Straight 20-Win Seasons** — Louisville is one of eight Division I schools in the nation which has won 20 or more games in each of the past 12 seasons. Reaching 20 victories last year and extending their streaks are Kansas (25), Duke (18), Syracuse (17), Gonzaga (17), Florida (16), Memphis (14), Pittsburgh (13) and Louisville (12). UofL Coach Rick Pitino has won at least 20 games in a season on 22 occasions, ranking him sixth among active coaches in 20-win seasons and 16th overall. Pitino won 30 in a single season for the sixth time last year. UofL has won at least 19 games in 40 of the last 44 years.

■ **Twenty Sweet 16s for Cardinals** -- Louisville advanced to its 20th NCAA Sweet 16 appearance in 2014, its third straight. Only three teams have been to more Sweet 16 appearances than Louisville's 20 since the NCAA began Sweet 16 records in 1975 (North Carolina 25, Kentucky 25, Duke 23; tied with Kansas 20). Louisville has been to at least the Sweet 16 in six of the last 10 years, has reached the Elite Eight four of the last seven years and has been to two of the last three Final Fours. Louisville's NCAA Sweet 16 teams: 1975, 1978, 1979, 1980, 1982, 1983, 1984, 1986, 1988, 1989, 1993, 1994, 1996, 1997, 2005, 2008, 2009, 2012, 2013, 2014.

The Cardinals have reached the NCAA Elite Eight on 13 occasions, including four of the last seven years (1959, 1972, 1975, 1980, 1982, 1983, 1986, 1997, 2005, 2008, 2009, 2012, 2013).

■ **Cards Won 31** — Louisville accomplished its eighth 30-victory season in school history and a school record third straight with its opening victory of the NCAA

Tournament. UofL coach Rick Pitino has won 30 or more games on eight occasions, tied for third most all-time. Louisville is the only school with at least 30 victories each of the last three seasons. It was Louisville's fourth 30-win season in the past six years and the Cardinals' current 31 victories tied for the sixth-most in school history. Louisville won 30 games in three straight seasons for the first time in school history and earlier was a first (30-10 in 2011-12; 35-5 in 2012-13).

■ **Conference Titles** -- Louisville has won its conference regular season championship the last two years and its league tournament title the last three straight. The Cardinals won the American Athletic Conference championship last year, sharing the title with Cincinnati. Louisville won the 2012-13 Big East Championship, sharing the title with Georgetown and Marquette. The Cardinals have won 22 conference championships (regular season conference championships: American 1, Big East 2, Conference USA 1, Metro 12, Missouri Valley 6).

Last year, Louisville's 15-3 conference record marked the second-most league wins ever for the Cardinals, behind only the 16-2 mark as Big East Champions in 2008-09. Louisville has won at least 10 league games for seven straight seasons. The Cards have finished in the top three in its conference six of the last eight years. Louisville has won its conference championship or finished second in 26 of the last 38 years.

Louisville has won 15 of its last 17 conference tournament games, also winning the 2009, 2012 and 2013 Big East titles. UofL has reached the championship game of its conference tournament five of the last six years and the last four straight. The Cardinals have won 19 conference tournament titles.

■ **Cards Have Been Tough on the Road** — UofL has a 54-29 record over the last nine years on its opponent's home court (.662). Louisville had the most road victories of any school in Big East Conference games over its last seven years in that league and was a league-best 8-1 in its road games in The American during the 2013-14 season. The Cardinals have a 45-25 record in conference games on the road over the last eight seasons (.643). In neutral site games, Louisville has a 28-4 record over the last four years (.871) and a 38-11 neutral site record over the last seven years (.771).

In conference games overall, Louisville had the most Big East Conference victories over its eight years in that league during the regular season (from 2005 to 2013). Louisville had a 95-45 Big East record in league victories during the regular season, just ahead of Syracuse and Pittsburgh (both at 92-48).

■ **Non-Conference Success** -- Louisville has a 175-40 record (.814) against non-conference opponents in Coach Rick Pitino's 14 seasons (includes post-season). The Cardinals are 120-11 at home in regular season non-conference games under Pitino, including a 44-2 mark over the last five seasons in the KFC Yum! Center.

NCAA Sweet 16 Appearances

(since 1975)

North Carolina	25
Kentucky	25
Duke	23
Louisville	20
Kansas	20

U of L Most Victories

Year	Record	NCAA Postseason
2012-13	35-5	NCAA Champion
1979-80	33-3	NCAA Champion
2004-05	33-5	Final Four
1982-83	32-4	Final Four
1985-86	32-7	NCAA Champion
2013-14	31-6	NCAA Sweet 16
2008-09	31-6	Elite Eight

■ **Cards Win Billy Minardi Classic** -- Louisville beat UNC Wilmington 68-57 on Dec. 14 to win the 13th Annual Billy Minardi Classic, presented by Kentucky One Health and Sun Tan City. The event was originated in 2002 to honor the memory of Billy Minardi, brother-in-law of U of L Coach Rick Pitino who died in the Sept. 11 terrorist attack on the World Trade Center. Montrezl Harrell was honored as the game's Most Valuable Player as he produced 19 points, a career-high 17 rebounds, two blocked shots and two steals. Terry Rozier had 19 points and three steals for the Cardinals. UNCW is coached by former UofL assistant coach Kevin Keatts, who helped Louisville to a nation-leading 96-21 record over the last three years (2011-12).

■ **Griffith in Hall of Fame** — Former UofL All-America and 1980 National Player of the Year Darrell Griffith was among eight outstanding individuals inducted into the National Collegiate Basketball Hall of Fame on Nov. 23. Joining Griffith in the class were All-American and NCAA champions **Grant Hill** of Duke; All-American **Shaquille O'Neal** of LSU; NCAA Final Four coaches **Dale Brown** of LSU and **Gary Williams** of Maryland; and contributors **Howard Garfinkel**, the founder of Five-Star Basketball Camp, and **Glenn Wilkes Sr.**, long-time coach at Stetson and prolific author of basketball coaching books.

■ **Cards Among Nation's Best in Pitino Era** — Louisville is among 16 programs in the nation that have won at least 70 percent of its games over the last 14 years. Louisville has a .750 winning percentage since U of L Coach Rick Pitino took over the reins of the Cardinal program, ninth best in the nation.

Best Winning Percentage Last 14 Years


Louisville is among the top 20 programs in the nation in winning percentage over the last 14 seasons under Pitino (records through Dec. 21).

School	2014-15	2001-14	Total	Pct.
Kansas	9-2	388-81	397-83	.827
Duke	10-0	375-83	385-83	.823
Gonzaga	11-1	351-84	362-85	.810
Memphis	7-4	361-98	368-102	.783
Pittsburgh	9-3	345-107	354-110	.763
Kentucky	12-0	345-114	357-114	.758
Syracuse	7-4	348-111	355-115	.755
Florida	7-4	349-113	356-117	.753
Louisville	11-0	341-117	352-117	.751
Wisconsin	11-1	321-121	332-122	.731
Connecticut	5-4	329-120	334-124	.729
North Carolina	8-3	333-125	341-128	.727
Ohio State	10-2	306-121	316-123	.720
Michigan State	9-4	330-134	339-138	.711
Xavier	8-3	309-127	317-130	.709
Arizona	12-1	309-132	321-133	.707
Texas	10-2	314-135	324-137	.703

■ **Cards Chosen Third in ACC Preseason Poll** — U of L was chosen third in the Atlantic Coast Conference men's basketball race in 2014-15 in a preseason poll of media, behind No.1 Duke and No. 2 North Carolina. UofL forward Montrezl Harrell was named to the preseason All-ACC five-man team and was the runner-up in the voting for preseason Player of the Year behind North Carolina guard Marcus Paige. Duke forward Jahliil Okafor was named the preseason Rookie of the Year. The league championship will be staged March 10-14 at the Greensboro (N.C.) Coliseum.

■ **All-America Montrezl** -- Louisville junior forward Montrezl Harrell was named to the Associated Press preseason, five-man All-America team. He was the second-highest vote getter on the team. He is only the third Cardinal ever selected to the preseason AP team, joining Pervis Ellison -- who was chosen on the first preseason team prior to the 1986-87 season -- and Russ Smith, who received the honor last year.

Harrell also was a first-team All-America choice by 2014-15 Blue Ribbon College Basketball Yearbook and graces the cover of the publication. A preseason All-Atlantic Coast Conference selection, Harrell is also a preseason first-team All-America selection by The Sporting News, CBSSports.com, Sports Illustrated and Dick Vitale and a Wooden and Naismith Award candidate.



2014-15 ACC Preseason Media Poll

1. Duke	9. NC State
2. N. Carolina	10. Miami
3. Louisville	11. Clemson
4. Virginia	12. Wake Forest
5. Syracuse	13. Georgia Tech
6. Pittsburgh	14. Boston College
7. Notre Dame	15. Virginia Tech
8. Florida State	

ATLANTIC COAST CONFERENCE

(ACC Standings through Dec. 26)

School	ACC	Overall	Streak
Notre Dame	1-0	12-1	W 8
NC State	1-0	10-3	W 1
Louisville	0-0	11-0	W 11
Virginia	0-0	11-0	W 11
Duke	0-0	10-0	W 10
Miami	0-0	9-3	L 2
Pittsburgh	0-0	9-3	W 5
Georgia Tech	0-0	8-3	L 1
North Carolina	0-0	8-3	W 2
Clemson	0-0	7-4	W 1
Syracuse	0-0	7-4	W 1
Virginia Tech	0-0	7-4	W 3
Boston College	0-0	6-4	L 1
Florida State	0-1	7-5	W 3
Wake Forest	0-1	6-6	W 1

Upcoming ACC Games

Saturday, December 27

Kentucky at Louisville - ESPN2	2:00
Presbyterian at Virginia Tech - ESPN3	7:00
UAB at North Carolina - ESPN2	7:30

Sunday, December 28

Long Beach at Syracuse - ESPNU	2:00
Wake Forest at Richmond - NBCSN	4:00

Monday, December 29

UMass-Lowell at Boston Col. - ESPN3	2:00
Toledo at Duke - ESPN2	7:00

Tuesday, December 30

Virginia Tech at West Virginia - ESPNU ..	2:00
Long Beach State at Louisville - ESPN3 ..	4:00
Cincinnati at NC State - ESPNU	4:00
Davidson at Virginia - ESPNU	6:00
Robert Morris at Clemson - ESPN3	7:00
Florida at Florida State - ESPN2	7:00
UNC Charlotte at Georgia Tech - ESPN3 ..	7:00
William & Mary at North Carolina - RSN ..	7:00
Hartford at Notre Dame - ESPN3	7:00
College of Charleston at Miami - ESPN3 ..	7:00
Florida Gulf Coast at Pittsburgh - ESPN3 ..	7:30

Louisville in ACC Statistics

Team Statistics	Stat	Rank
Scoring Offense	77.3	4
Scoring Defense	54.4	2
Scoring Margin	+22.9	4
FT Percentage641	13
FG Percentage441	11
FG Pct. Defense344	2
3-Pt. Percentage290	10
3-Pt. Percentage Defense277	3
Rebound Margin	+9.4	3
Blocked Shots	7.3	1
Assists	13.3	8
Steals	11.0	1
Turnover Margin	+5.0	1
Assists-Turnover Ratio	0.95	9
3FG Made	6.3	5

Scoring

4. Terry Rozier	16.7
5. Montrezl Harrell	16.7
16. Wayne Blackshear	13.7

Field Goal Percentage

5. Montrezl Harrell610
---------------------------	------

Blocked Shots

2. Chinanu Onuaku	2.4
8. Mangok Mathiang	1.6

Free Throw Percentage

10. Wayne Blackshear744
----------------------------	------

Rebounding

1. Montrezl Harrell	10.0
21. Wayne Blackshear	6.1
24. Chinanu Onuaku	5.8

Steals

3. Chris Jones	2.3
5. Terry Rozier	2.1
6. Wayne Blackshear	2.0

Cardinals in the NCAA Tournament

■ Louisville made its 40th NCAA Tournament appearance in 2014. The Cardinals have reached the NCAA Tournament 31 of the last 38 years (eight straight, 11 of the last 12, 13 of the last 16 years, and 19 of last 23). The Cards have reached the Sweet 16 on 20 occasions and have advanced to the Elite Eight four of the last six seasons.

Louisville is sixth in tournament victories (72) and is fifth in NCAA Tournament appearances (40). UofL has a 72-41 overall NCAA Tournament record, reaching the Final Four 10 times.

■ Only four teams -- Kentucky (53), North Carolina (45), UCLA (44), and Kansas (43) -- have more NCAA Tournament appearances than Louisville's 40.

■ U of L Coach Rick Pitino has a 50-17 record in NCAA Tournament play (.746), ranking him second among active coaches in winning percentage and 10th all time. Only three coaches have coached more Final Four teams than Pitino's seven, a feat matched by one other. Pitino is the first coach to win an NCAA Championship at two different schools; the first to lead three different teams to the Final Four; is one of eight coaches to lead four different schools to the NCAA Tournament; and one of 10 active collegiate coaches who have won an NCAA Championship.

■ Only three teams have been to more Sweet 16 appearances than Louisville's 20 since the NCAA began Sweet 16 records in 1975 (North Carolina 25, Kentucky 25, Duke 23; tied with Kansas 20).

■ U of L Coach Rick Pitino has guided 19 teams to NCAA tournament appearances, including 11 of his last 12 years at Louisville (eight straight). His last six straight Kentucky teams reached the NCAA Tournament. The Wildcats won the 1996 NCAA title and were national runner-up in 1997 under his guidance.

All-Time NCAA Final Four Appearances

North Carolina	18
UCLA	17
Kentucky	16
Duke	15
Kansas	14
Ohio State	11
Louisville	10
Indiana	8
Michigan State	8

U of L in the NCAA Tournament

NCAA Tournament Appearances	40
(31 of the last 38 years; 19 of last 23)	
All-Time NCAA Tourn. Record	72-41
Sweet 16 Appearances	20
Final Four Appearances	10
NCAA Championships	3
Pitino's NCAA Tourn. Record	50-17
Pitino's NCAA Tourn. Appearances	19

■ **Cards Sixth All-Time in the Polls** — Louisville has been ranked in the Associated Press poll on 575 occasions, sixth most all-time (current streak of 48 consecutive weeks). UofL has been ranked among the nation's top 10 in the preseason poll for the last three straight years (second in 2012-13, ninth in 2011-12).

■ **Cards Have Won 35 Straight at Home vs. Non-Conference Foes** -- Louisville has won its last 35 consecutive non-conference games at home in the KFC Yum! Center, spanning the last four seasons. The Cardinals' last loss at home to a non-conference opponent was Dec. 28, 2011 in falling 69-62 to Kentucky. Louisville is in its fifth season in the spectacular KFC Yum! Center with an overall 74-9 record in home games, including a 44-2 record against non-conference opponents. The only other non-conference loss UofL has suffered in the KFC Yum! Center was a 52-46 setback at the hands of Drexel on Dec. 14, 2011.

■ **Tickets Available** -- A limited number of tickets for UofL's home men's basketball games are on sale now. Tickets are \$41 each and are located in the upper corners and end court areas of the KFC Yum! Center. Tickets are on sale at the UofL Ticket Office, located near Gate 2 of Papa John's Cardinal Stadium at 2800 South Floyd Street. The ticket office is open weekdays from 9 a.m. until 5 p.m. Cardinal fans may also purchase tickets by visiting Ticketmaster online, calling 1-800-745-3000 or by visiting any Ticketmaster Ticket Center. Many games have sold out.

■ **Winningest Senior Class** — Louisville's 2013-14 senior class was the winningest group over a four-year period in the Cardinals' storied basketball history. Russ Smith, Stephan Van Treese, Tim Henderson and Luke Hancock (for the last two seasons) were a part of Cardinal teams that won 121 games since the 2010-11 season (121-31, .801), 11 more than the next closest group that finished 110-38 in 2012-13. UofL's 1979-83 unit that reached three Final Fours is third with 109 wins over that four-year period. The Cards' 2013-14 seniors were a part of two NCAA Final Fours, two Big East Tournament Championships, two regular season co-conference titles (one Big East, one American), and three straight NCAA Sweet 16 appearances.

■ **Three Cards Reach NBA in Last Two Years** -- Three former Cardinals who were starters on UofL's 2013 NCAA Championship team are now in the NBA. Russ Smith, a consensus All-America selection last season, is a rookie with the New Orleans Pelicans after being picked in the second round of the 2014 NBA draft. Center Gorgui Dieng is in his second season with the Minnesota Timberwolves while guard Peyton Siva is with the Orlando Magic after a season with the Detroit Pistons.

■ **Long Beach State Awaits Next** — Louisville plays its third straight in the KFC Yum! Center and its final non-conference game of the regular season as the Cardinals face Long Beach State on Tuesday, Dec. 30 (4 p.m. ET, ESPN3). The game time was moved from 7 p.m. to 4 p.m. ET to avoid a conflict with the Cardinals' 6:30 p.m. Belk Bowl game against Georgia that same evening.

The 49ers (5-8) lost 66-49 at St. John's on Dec. 22 in its last game as LBSU shot just 32.3 percent from the field for the game. Long Beach State will return to New York to play at Syracuse on Dec. 28 prior to facing the Cardinals. It will be the sixth consecutive road game for the 49ers when they play at Louisville.

Noted on the watch list for the Lou Henson Award as the nation's best mid-major player, senior guard Mike Caffey is the 49ers leader in scoring (17.8 ppg) and assists (3.6 apg), hitting 29-of-58 three-point goals this season (.500). The two-time All-Big West selection has scored in double figures in 12 of 13 games this season. Long Beach State is 52nd nationally in the ratings percentage index (RPI) and 103rd in the Sagarin Ratings through Dec. 21. Long Beach State has played the nation's third-toughest schedule this season by the RPI.

Louisville won its only previous meeting against Long Beach State 79-66 in the KFC Yum! Center on Nov. 28, 2011 as Chris Smith led the Cardinals with 18 points.

Louisville has an 8-0 record against current members of the Big West Conference, having previously faced six of its nine members. The Cardinals faced another Big West foe last week, prevailing 80-55 on Dec. 23 over Cal State Northridge, a team coached by former UofL assistant coach Reggie Theus.

Located in Long Beach, Calif., Long Beach State University (or California State University, Long Beach) is the alma mater of Oscar winning director Steven Spielberg, Tampa Bay Rays third baseman Evan Longoria, Olympic gold-medal winning beach volleyball player Misty May-Treanor, and musicians Karen and Richard Carpenter.

This is the last regular season game for the Cardinals before starting their first-ever season in the ACC at Wake Forest in their first game of the new year on Jan. 3.

NCAA Division I Active Non-Conference Home Court Winning Streaks (through Dec. 23)

Team	Wins
1. Duke	114
2. Minnesota	41
3. Louisville	35
Illinois	35
5. Wichita State	31
6. Pittsburgh	29
7. Iowa State	24

'14-15 NATIONAL RANKINGS

Associated Press (Dec. 22)

1	Kentucky
2	Arizona
3	Duke
4	Louisville
5	Virginia
6	Wisconsin
7	Villanova
8	Gonzaga
9	Texas
10	Kansas
11	Wichita State
12	Iowa State
13	Washington
14	Utah
15	Maryland
16	Notre Dame
17	St. John's
18	West Virginia
19	Oklahoma
20	North Carolina
21	Ohio State
22	Baylor
23	Northern Iowa
24	Colorado State
25	TCU

USA Today (Dec. 22)

1	Kentucky
2	Duke
3	Arizona
4	Louisville
5	Virginia
6	Wisconsin
7	Villanova
8	Gonzaga
9	Texas
10	Kansas
11	Wichita State
12	Iowa State
13	Washington
14	Utah
15	Maryland
16	Notre Dame
17	West Virginia
18	Ohio State
19	St. John's
20	Oklahoma
21	North Carolina
22	Baylor
23	San Diego St.
24	Northern Iowa
25	Colorado State

Other UofL opponents receiving votes: AP: Miami, Indiana, Minnesota. USA Today: Minnesota, Miami.

Louisville in the Polls

Date	AP	USAT	Date	AP	USAT
Preseason	8	9	Dec. 8	4	4
Nov. 17	7	8	Dec. 15	4	4
Nov. 24	6	5	Dec. 22	4	4
Dec. 1	5	5			

■ **Computers** — Louisville has the nation's No. 2 defense in Ken Pomoroy's adjusted defensive ratings and ranks fifth in the overall ratings. The Cardinals are 16th nationally in the ratings percentage index (RPI) and sixth in the Sagarin Ratings through Dec. 25.

■ **Fourth Straight Preseason Ranking** -- Louisville's No. 8 AP and 9 USA Today preseason ranking is its fourth straight appearance among the nation's top ten to open the season and its 10th preseason top 25 ranking in the last 12 years. Last year, the Cards were third in both the preseason AP and USA Today polls, their second-highest ever by AP. The 1986-87 season marked the highest UofL has been ranked in the preseason coaches' poll, when UofL was No. 1 in the 1986-87 UPI coaches poll.

UofL has been ranked as the No. 1 team in the nation on four occasions: in both the AP and USA Today polls on Jan. 14, 2013; in the ESPN/USA Today poll on March 15, 2009; in the final AP poll that same 2008-09 season; and in the final USA Today coaches poll of 2012-13.

■ **27 Former Pitino Assistants/Players Became Head Coaches** -- UofL Coach Rick Pitino has had 27 of his former assistants or players rise to a collegiate head coaching position. Kevin Keatts, an assistant from 2011-14, became the latest to join that list when he was named the head coach at UNC Wilmington in 2014. Pitino's son, Richard Pitino, added his name in April 2012 when he was named head coach at FIU and is now at Minnesota. There are 10 additional former assistants as current head coaches to bring the total to 12 active, including Mick Cronin at Cincinnati; Scott Davenport at Bellarmine; Billy Donovan at Florida; Steve Masiello at Manhattan; Marvin Menzies at New Mexico State; Kareem Richardson at Missouri-Kansas City; Herb Sendek at Arizona St.; Reggie Theus at Cal State Northridge; Kevin Willard at Seton Hall; and Tubby Smith at Texas Tech. Pitino's 11 Division I former assistants as current head coaches is the most in the nation (Sendek second with eight). Five active coaches reached the 2014 NCAA Tournament (Cronin, Donovan, Masiello, Menzies and Sendek).

Pitino has a collective 39-10 record in games against his former assistants (3-0 vs. Ralph Willard; 7-5 Tubby Smith; 7-0 Billy Donovan, 7-5 Mick Cronin, 1-0 Scott Davenport, 1-0 Marvin Menzies, 6-0 Kevin Willard, 2-0 Steve Masiello, 2-0 Richard Pitino, 1-0 Kareem Richardson, 1-0 Kevin Keatts, 1-0 Reggie Theus). Davenport's team won the 2011 NCAA Division II Championship. Indiana Pacers head coach Frank Vogel was a student manager for Pitino at Kentucky and his video coordinator with the Celtics. Pitino coached former Golden State Warriors coach Mark Jackson at the New York Knicks. Six former Pitino players also became collegiate head coaches, four of which are currently active including Travis Ford of Oklahoma St.; Sean Woods of Morehead St.; Donovan and Masiello. Including games against both his former assistants and former players who went on to become collegiate head coaches, Pitino is 43-11 (record vs. former players as head coaches: 3-1 vs. Travis Ford, 2-0 vs. John Pelphrey and Donovan).

Best Career Coaching Starts by Wins - 30 Seasons

Coach, School	Seasons	W	L	Pct.
1. Jim Boeheim, Syracuse	1977-2006	726	253	.742
2. Mike Krzyzewski, Army & Duke	1976-2005	721	246	.746
3. Dean Smith, North Carolina	1962-91	717	209	.774
4. Jerry Tarkanian, Long Beach St., UNLV & Fresno State	1969-92, 96-2001	710	186	.792
5. Bob Huggins, Walsh, Akron, Cincinnati, Kansas St. & West Virginia	1981-2005, 07-12	710	267	.727
6. Rick Pitino , Hawaii, Boston U., Providence, Kentucky & Louisville 1976, 79-83, 86-87, 90-97, 2002-14		706	245	.742

■ **Academic Performance at All-Time High** -- While the University of Louisville men's basketball team has performed well on the court, the Cardinals have excelled in the classroom as well. The team produced a 3.33 combined GPA for the 2014 fall semester, the second-highest ever for the Cardinals and the highest among UofL's nine men's sports programs. A total of 15 of 16 Cardinals earned a 3.0 or better for the fall semester, including seven with a 3.4 or above. The men's basketball team has been around a collective 3.0 GPA for 13 straight semesters. Fourteen men's basketball players were among a record 371 student-athletes recognized on the 2013 UofL Athletic Director's Honor Roll, highlighting those that achieve a 3.0 GPA or higher for a semester.

The academic achievement is not new to the Cardinals. Louisville received an NCAA Public Recognition Award in 2013 and 2014 for ranking among the top 10 percent in men's basketball in the Academic Progress Rate, which measures academic eligibility, retention and graduation for student-athletes.

UofL's men's basketball team has earned its league's last four Team Academic Excellence Awards, which recognizes the highest collective grade-point averages in each of the conference's 23 sports (2014 American Athletic Conference, 2011-13 Big East). The team produced a collective 3.40 grade point average for the 2013-14 academic year.

Major individual academic awards were also won as well over the past year. Russ Smith received the 2012-13 Big East Conference Scholar-Athlete Sports Excellence Award for men's basketball. He was also honored with a 2013 Scholar Baller Academic Momentum Award, which is presented to an individual based on the level of academic improvement and the impact of that academic momentum. Wayne Blackshear won the 2013 NCAA Men's Basketball Elite 89 Award, presented to the student-athlete with the highest cumulative grade-point average participating in the finals site for each of the NCAA championships. Former Cardinal guard Peyton Siva was a 2013 Capital One CoSIDA Academic All-America second team selection and was named the 2013 Big East Scholar-Athlete of the Year.

HEAD COACH RICK PITINO

In his 30th season as a collegiate head coach and 14th at Louisville, UofL Coach **Rick Pitino** has compiled a 706-245 overall record (352-117 at UofL). He is the first coach to take three



different schools to the NCAA Final Four -- including his 2005, 2012 and 2013 Cardinal teams -- and first to win an NCAA Championship at two different schools after guiding Louisville to the 2013 NCAA title. Among active coaches, Pitino (Massachusetts '74) has the second-highest winning percentage in NCAA Tournament games (.750 winning percentage, 50-17 record in 19 NCAA tournament appearances) and his overall .741 winning percentage ranks him 14th among active coaches. He guided Kentucky to three NCAA Final Four appearances in eight seasons (1989-97), winning the 1996 NCAA Championship and reaching the national title game in 1997. He has also served as head coach at Providence College (1985-87, 1987 Final Four), Boston University (1978-83), Hawaii (last six games in 1975-76) as well as the NBA New York Knicks (1987-89) and Boston Celtics (1997-2001). Pitino has a 5-10 record against Kentucky.

Rick Pitino - Head Coaching History

School	First yr.	Last yr.	W	L	Pct.
Hawaii	1975-76	1975-76	2	4	.333
Boston U.	1978-79	1982-83	91	51	.641
Providence	1985-86	1986-87	42	23	.646
Kentucky	1989-90	1996-97	219	50	.814
Louisville	2001-02	Present	352	117	.751
Total (30 seasons)			706	245	.742

Pitino's Milestone Collegiate Victories

No.	Date	Score
1	2/28/76	Hawaii 82, Portland 58
100	12/21/86	Providence 93, Howard 84
200	3/22/92	Kentucky 106, Iowa State 98
300	1/20/96	Kentucky 124, TCU 80
400	12/7/03	Louisville 56, Holy Cross 40
500	11/24/07	Louisville 64, Old Dominion 53
600	11/11/11	Louisville 83, UT Martin 48
700	11/26/14	Louisville 45, Cleveland St. 33

Pitino's Milestone Louisville Victories

No.	Date	Score
1	11/18/01	Louisville 92, South Alabama 38
100	12/4/05	Louisville 67, Arkansas State 55
200	3/27/09	Louisville 103, Arizona 64
300	3/4/13	Louisville 67, Cincinnati 57
350	12/14/14	Louisville 68, UNC Wilmington 57

Active Coaches with 700 wins (thru 12/23/14)

Coach, school	Record	Pct.
Mike Krzyzewski, Duke	993-306	.764
Jim Boeheim, Syracuse	954-324	.746
Bob Huggins, West Virginia	750-303	.712
Roy Williams, North Carolina	732-193	.791
Bo Ryan, Wisconsin	714-225	.760
Rick Pitino, Louisville	706-245	.742

■ **International Flavor** — Louisville has an international flavor this season with three players on its roster hailing from foreign countries. Mangok Mathiang was born in Sudan, Africa and lived in Melbourne, Australia where he also played rugby and Australian Rules Football before coming to the United States. He played a season at Carbondale (Ill.) Brehm Prep School before signing with the Cardinals. From Cairo, Egypt, Anas Mahmoud played a year at West Oaks Academy in Orlando, Florida before joining the Cardinals. He speaks four languages. Matz Stockman, from Oslo, Norway, attended school in Spain's Canary Islands during the 2013-14 season before his trek to the U.S.

■ **Misc** — Freshman Anas Mahmoud made the most of his opportunity at Western Kentucky when he received the bulk of the second-half minutes after Montrezl Harrell was ejected with 38 second left in the first half. He totaled six points, five rebounds and three blocked shots in his most productive game of the season. He has averaged five points, six rebounds and three blocked shots in his last two games ... Louisville has won nine of its 11 games this season by at least 11 points ... UofL made just 1-of-13 three-pointers vs. UNC Wilmington, its fewest since making one vs. Davidson on March 12, 2012. The Cardinals made a season-high 11-of-27 threes in its last game vs. Cal State Northridge ... Sophomore Terry Rozier is on the watch list of candidates for the 2015 Bob Cousy Collegiate Point Guard of the Year award.

■ **Louisville Top College Basketball Market** -- Louisville is consistently the highest-rated television market for college basketball on ESPN. Louisville has been the top market each of the last 12 years, averaging a 4.5 rating for the 2013-14 season. Louisville was nearly two points higher than Greensboro, Kansas City and Raleigh-Durham, which tied for second with a 2.8 rating. The remaining top 10 was Memphis (2.6), Columbus (2.0), Cincinnati (1.9), Knoxville (1.9), Dayton (1.9) and Indianapolis (1.8).

The Cardinals' NCAA Sweet 16 game against Kentucky last season drew a 51.5 rating and 73 share, making it the second highest-rated event in Louisville television history. Louisville's 2013 NCAA Championship game against Michigan is the top-rated television event all-time in the Louisville market.

■ **Year of the Cardinal** — Louisville's athletic teams experienced incredible success during the 2012-13 season. Louisville is the first university ever to win a BCS level bowl game, place both its men's and women's basketball teams in the NCAA Final Four and reach the College World Series in the same season. In addition to the Cardinals' 2013 NCAA men's basketball title, UofL's women's team was the national runner-up to Connecticut. The Cardinals' football team beat then No. 3/4 Florida 33-23 in the 2013 Sugar Bowl on Jan. 2. UofL's baseball team won a record 51 games while reaching a visit to Omaha.

■ **Fifth Season in KFC Yum! Center** -- Louisville is in its fifth season in the spectacular KFC Yum! Center, located on the banks of the Ohio River in downtown Louisville. The Cardinals had previously played basketball for 54 years in Freedom Hall (1956-2010). The 22,000-seat multi-purpose arena was built at a cost of \$238 million, includes 71 luxury suites, 62 four- or six-seat premium boxes, over 2,000 side-court club seats and four party suites with a seating capacity of 32 each.

U of L's men's and women's teams have permanent locker rooms. There are five additional team locker rooms, two officials locker rooms, five star dressing rooms, a full-function media work room and a full-sized basketball practice court on the event level. The seven levels of the arena (including the upper catwalk) include a collective 721,762 square feet, or roughly the area of 13 football fields.

After passing through the one and a half acre landscaped entry plaza that features a basketball-themed fountain, entering fans can visit the 2,500-square foot U of L adidas store, the 3,000-square foot U of L Hall of Honor, or head to their seats using one of the eight escalators or seven elevators within the building.

Lounge space is abundant within the arena. Four spacious donor rooms are available for Cardinal fans, including three that overlook the Ohio River. The 7,000-square foot main concourse restaurant overlooks the river and a main concourse sports bar has views directly into the arena bowl. Two 4,000-square foot club lounges on the event level, as well as the terrace club and premium box lounges, provide amenities for their respective patrons. The KFC Yum! Center served as the site for the NCAA Men's Basketball Tournament second and third rounds in March 2012, will be the site for a similar event in March 2015 and was the site for the 2012 NCAA Women's Volleyball Championship on December 13 and 15.



10 Things About Louisville Basketball

- **1.** Louisville's 107 victories over the last four years are the most wins in the nation in that stretch.
- **2.** Louisville is the only school in the nation with three straight 30 win seasons, including a school-record 35 victories amassed by Louisville's 2012-13 NCAA Championship team (30 in 2011-12, 31 in 2013-14).
- **3.** Last season, Louisville reached the NCAA Sweet 16 for the 20th time in school history, tied for the fourth-most in the nation. Louisville, Michigan State and Florida (last four) are the only schools that have reached each of the last three Sweet 16's.
- **4.** Louisville Coach Rick Pitino reached his 700th collegiate coaching win on Nov. 26. He is one of five active collegiate coaches in the Basketball Hall of Fame, four of which are in the ACC.
- **5.** The Cardinals' 2013-14 senior class was the winningest in UofL history, winning a combined 121 games over the last four years.
- **6.** Louisville's defense has led to the Cards becoming the only team to rank among the top 10 in steals over the last 3 years (entering this year). UofL led the nation in turnover margin (+6.7) and scoring margin (+19.9) last season.
- **7.** Louisville is one of just eight schools which have won 20 or more games in each of the last 12 seasons. Three others are in the ACC (Duke, Syracuse, Pittsburgh). Louisville has won at least 19 games in 40 of the last 44 years.
- **8.** While also winning on the court, Louisville has earned its last four consecutive conference top team academic excellence awards. The Cardinals have a perfect Academic Progress Rate score for the most recent four-year period (2009-13). The team posted a record 3.40 grade point average collectively for the 2013-14 academic year.
- **9.** Louisville has won its last 10 straight conference tournament games, claiming its last three conference tournament championships. Six of the last 14 NCAA Championships have been won by ACC schools, including the Cardinals' 2013 title.
- **10.** While a member of the Big East, Louisville won more league games than any other school (95-45 record). The Cardinals won more road games than any other school over its last seven years in the Big East and was a league-best 8-1 in the American last year. Overall, UofL is 52-29 on the road in the last eight years.

Last time an individual had ...

	<i>For Louisville</i>	<i>For A Louisville Opponent</i>
30 or more points	31 by Wayne Blackshear vs. CSUN (12/23/14)	30 by Shabazz Napier, Connecticut (1/18/14)
35 or more points	42 by Russ Smith vs. Houston (3/14/14)	36 by Scottie Reynolds, Villanova (1/11/10)
20 points in a half	23 by Wayne Blackshear vs. CSUN (12/23/14)	24 by Austin Freeman, Georgetown, 2H (2/23/10)
15 or more rebounds	17 by Montrezl Harrell vs. UNC Wilmington (12/14/14)	18 by Ryan Taylor, Marshall (11/21/14)
20 or more rebounds	23 by Ellis Myles vs. Tennessee St. (12/1/01)	21 by Dwayne Whitfield, Jackson St. (11/23/94)
A four-point play	Russ Smith vs. Kentucky (12/31/11)	Jimenez Porcher, FIU (12/5/14)
12 made free throws	12 by Russ Smith vs. UConn, 15 att. (1/18/14)	12 by Anthony Davis, Kentucky (12/31/11)
7 made three-point goals	7 by Preston Knowles vs. Syracuse (2/12/11)	7 by Anthony Mason Jr., St. John's (1/26/08)
10 or more assists	13 by Russ Smith vs. Connecticut (3/8/14)	10 by Elfrid Payton, Louisiana Lafayette (12/7/13)
5 or more blocked shots	7 by Chinanu Onuaku vs. Cleveland St. (11/26/14)	5 by Cheikh Mbodj, Cincinnati (3/4/13)
5 or more steals	5 by C. Jones/W. Blackshear vs. JSU (11/17/14)	5 by Will Cummings, Temple (2/27/14)

The Last Time a Team ...

	Louisville	Opponent
Scored 100 points	102-54 win over Rutgers (2/16/14)	101-104 5OT loss to Notre Dame (2/9/13)
Scored less than 50 points	45-33 victory over Cleveland St. (11/26/14)	45-33 victory over Cleveland State (11/26/14)
Scored 60 points in a half	61 vs. NW St.; 2nd H of 100-87 win (11/18/06)	60 by Tulane; 2nd H of 109-96 win (1/18/90)
Scored under 20 points in a half	19 vs. Cleveland St.; 2H of 45-33 win (11/26/14)	18 by Ohio State 1H of 64-55 UL win (12/2/14)
Had a +20 Rebound Margin	29 (54-28) vs. Savannah State (11/24/14)	26 (57-31) by Kentucky (12/31/11)
Grabbed 60 or more rebounds	60 vs. Jacksonville State (11/17/14)	60 by George Mason (1/4/94)
Grabbed less than 25 rebounds	24 vs. USF (1/12/12)	24 by Colorado State (3/23/13)
Shot 60% or better from the field	.613 (38-62) vs. Louisiana Lafayette (12/7/13)	.614 (43-70) by Charlotte (2/11/01)
Shot 30% or below from the field	.296 (16-54) vs. UNLV (12/31/08)	.250 (13-52) by Cleveland State (11/26/14)
Shot 70% from the field for a half	.700 (21-30) vs. Houston in 1st H (1/16/14)	.765 (13-17) by Georgetown in 2nd H (1/31/11)
Made 5 or less free throws	5 vs. FIU (12/19/12)	3 by UNC Wilmington (12/14/14)
Made 15 three-point goals	16 (in 30 attempts) vs. Rutgers (2/16/14)	17 by Notre Dame (2/4/06)
Made No three-point goals	0 vs. Wyoming (1/18/92)	0 by Cal State Northridge (12/23/14)
Shot 60% from the three-point line	.739 (17-23) vs. Morgan State (12/27/10)	.600 (9-15) by Providence (1/10/12)
Handed out 25 or more assists	28 vs. UCF (12/31/13)	25 by Notre Dame (2/28/08)
Handed out 5 or less assists	5 vs. Texas A&M (3/17/07)	3 by Savannah State (11/24/14)
Committed 25 or more turnovers	26 vs. West Virginia (1/31/09)	25 by FIU (12/5/14)
Committed 5 or fewer turnovers	5 vs. Hofstra (11/12/13)	4 by Western Kentucky (12/22/12)
Blocked 10 or more shots	11 vs. Cal State Northridge (12/23/14)	14 by Connecticut (3/4/06)
Had No Blocked Shots	0 vs. North Carolina A&T (3/21/13)	0 by Minnesota (11/14/14)
Had 15 or more steals	16 vs. Savannah State (11/24/14)	19 by Rutgers (3/13/14)
Had No Steals	0 vs. Saint Louis (2/12/03)	0 by Saint Louis (3/22/14)

■ **Ear It Pronunciations** -- Trouble with pronunciations? Check out the Ear It pronunciations for the Cardinals' players from the men's basketball roster on www.GoCards.com. The links next to player names on the roster are supplied by TheNameEngine.com, an interactive audio service that provides proper audio pronunciations and phonetic spellings.

■ **Pitino vs. Pitino** -- When the Cardinals faced Minnesota on Nov. 14, it was the 18th time a father-son coaching matchup had occurred in college basketball. The last had been when Rick and Richard Pitino met on Dec. 19, 2012 when the Cardinals beat FIU 79-55. Tubby Smith (Texas Tech) and his son G.G. Smith (Loyola Maryland) also faced each other on Nov. 14. Dad has won 17 of the 19 matchups. Richard was an assistant coach at Louisville from 2007-09 and 2011-12 when he helped the Cards post a combined 88-25 in his three years.

College Basketball Father-Son Coaching Matchups

<i>Father</i>	<i>Son</i>	<i>Result</i>
Ed Diddle, Western Kentucky	Ed Diddle Jr., Middle Tenn.	Western Ky. won 11 of 12 meetings, 1957-62
Ray Meyer, DePaul	Tom Meyer, Illinois-Chicago	DePaul won 78-53 on Dec. 1, 1981
Butch van Breda Kolff, Cornell	Jan van Breda Kolff, Hofstra	Hofstra won 70-56 on Jan. 6, 1994
Hugh Durham, Georgia	Doug Durham, Ga. Southern	Georgia won 87-57 on Nov. 26, 1994
Nolan Richardson, Arkansas	Nolan Richardson III, Tenn. St.	Arkansas won 90-68 on Nov. 17, 2000
Rick Pitino, Louisville	Richard Pitino, FIU	Louisville won 79-55 on Dec. 19, 2012
	Richard Pitino, Minnesota	Louisville won 81-68 on Nov. 14, 2014
Tubby Smith, Texas Tech	G.G. Smith, Loyola Marymount	Texas Tech won 71-59 on Nov. 14, 2014

U of L Radio Network Affiliates

WHAS 840 AM	Louisville, Ky.
<i>(Flagship Station)</i>	
WKRD 790 AM	Louisville, Ky.
WCKY 1530 AM	Cincinnati, Ohio
WWRW 105.5 FM	Lexington, Ky.
WSFC 1240 AM	Somerset, Ky.
WLVK 105.5 FM	Elizabethtown, Ky.
WYMC 1430 AM	Mayfield, Ky.
WLME 102.7 FM	Owensboro, Ky.
WPAD 1560 AM	Paducah, Ky.
WCCK 95.7 FM	Calvert City, Ky.
WKDO 98.7 FM	Liberty, Ky.
WQXQ 101.9 FM	Central City, Ky.
WWXL 1450 AM	Manchester, Ky.

Sirius XM Satellite Radio

The radio broadcast is also available for a fee through GoCards.com and CardsMobile, the Cards' official Android/iPhone app.



■ **Card Clips** — David Levitch scored a career-high nine points against Cal State Northridge, connecting on 3-of-4 three-point goals with an assist and steal in 14 minutes of action ... Montrezl Harrell has led the Cardinals in scoring in five games this season while finishing with 12 or more points in all 10 of his games. He has a double-double in five of his last six games ... Louisville's 45 points scored in its victory over Cleveland State marked its lowest point total since a 67-44 loss at Temple on Feb. 2, 1997. It was the lowest point total at home since a 50-45 loss to Virginia on Feb. 11, 1984 and the fewest points in a win since a 42-31 victory against Cincinnati on March 7, 1981 ... Louisville's bench did not score against Cleveland State, the first time a UofL team finished with zero bench points since Dec. 5, 2000 in a 70-63 home loss to Georgetown ... Terry Rozier pulled down a career-best 11 rebounds vs. Cleveland State, one better than his previous high total of 10 against Western Kentucky on Dec. 14, 2013 ... Rozier, who had 18 games without a turnover as a freshman, committed just 22 turnovers in 37 games last year, including just one in three NCAA Tournament games.

■ **Harrell, Rozier on Wooden Award List** — Louisville forward Montrezl Harrell and guard Terry Rozier are on the Preseason Top 50 of the Wooden Award Presented by Wendy's. The Cardinal duo was among eight ACC student-athletes included on the list, second-most among all conferences. The Wooden Award National Advisory Board will select 25 players for the midseason list in early January. The leading candidates will be further pared to 20 in early February. Fifteen top players who have proven to their universities that they are also making progress toward graduation and maintaining at least a cumulative 2.0 GPA will be placed on the ballot and submitted to voters prior to the NCAA Tournament. The Wooden Award All American Team will be announced the week of the "Elite Eight" round of the NCAA Tournament. The 39th annual Wooden Award ceremony will be staged April 10-12, 2015.

■ **Cards Signing Class Among Nation's Best** — Louisville signed three outstanding high school products in November including **Deng Adel**, a 6-7, 190-pound forward from Melbourne, Australia who attends Victory Rock Prep in Bradenton, Fla.; **Donovan Mitchell**, a 6-3, 210-pound guard from Greenwich, Conn. who attends Brewster Academy in Wolfeboro, N.H.; and **Raymond Spalding**, a 6-10, 210-pound forward from Trinity High School in Louisville.

Adel averaged 22 points and eight rebounds last season in helping Victory Rock Prep to a 24-8 record. He is ranked No. 18 nationally by Scout.com, 32nd by 247Sports.com, 50th by Rivals.com and is No. 30 in the ESPN 100. He was born in Sudan, Africa and moved to Australia as a child, following a similar path as current UofL center Mangok Mathiang.

Mitchell averaged 11.8 points, 4.6 rebounds and 2.1 assists last season in helping Brewster Academy to an impressive 33-2 record, the New England Preparatory School Athletic Council AAA Championship and the National Prep Championship. He is ranked No. 21 nationally by Scout.com, 29th by 247Sports.com, 31st by Rivals.com and is No. 38 in the ESPN 100.

Spalding averaged 13.4 points, 10.3 rebounds and 3.3 blocked shots last season in helping Trinity post a 31-6 record and reach the semifinals of the Kentucky state championship. A first-team all-state selection as a junior, Spalding is ranked No. 38 nationally by 247Sports.com, 39th by Rivals.com, 40th by Scout.com and is No. 52 in the ESPN 100. His AAU team "The Ville" beat the Albany (N.Y.) City Rocks to win the 11th grade AAU National Championship played in Louisville.

■ **60 Rebounds** -- Louisville pulled down 60 rebounds against Jacksonville State, its most since grabbing the same number against East Carolina on Jan. 19, 2005. The 30 offensive rebounds were the most by a UofL team since also finishing with 30 boards against Morgan State on Dec. 30, 1998. The rebounding advantage of 34 (60-26) in that game vs. Jacksonville State was the first time the Cardinals' have held a rebounding margin of at least 30 since outrebounding Morgan State 56-26.

■ **Don't Count the Cards Out** — Louisville has rallied from nine or more points down to win on 20 occasions over the last four seasons, including seven times during the Cardinals' 2013 NCAA Championship season. UofL trailed by 14 at No. 18 SMU last season before recovering to win. In both games of the 2013 Final Four, Louisville trailed by 12 points to both Wichita State and Michigan before storming back to win both games. The Cards fell behind by 16 (45-29) with 15:51 to play in the second half vs. Syracuse in the 2013 Big East title game. A 27-3 run put Louisville up to stay and the Cardinals completed the remarkable recovery by outscoring Syracuse 56-26 in the second half. Also in 2012-13, UofL trailed by 16 at Memphis before recovering, were down 13 in the first half against Illinois State on Dec. 1 before coming back. One of the most improbable recoveries occurred three years ago when the Cardinals beat Marquette 71-70 on Jan. 15, 2011 after U of L had trailed by 18 with 5:44 to play.

■ Cards Will Host 2016 NCAA

Regional — The University of Louisville will serve as the host institution for the South Regional of the 2016 NCAA Division I Men's Basketball Championship to be played March 24 and 26, 2016 at the KFC Yum! Center. It is the first time in which Louisville has served as the site for an NCAA Regional since 1987, when a Rick Pitino coached Providence squad beat Georgetown in the Southeast Regional Championship in Louisville's Freedom Hall to move on to the Final Four. UofL and the KFC Yum! Center will also serve as host for the Second and Third Rounds of the 2015 NCAA Division I Men's Basketball Championship to be played March 19 and 21, 2015 at the KFC Yum! Center.

■ Puerto Rico/Coast Guard

Experience — The Cardinals opened the season with a positive experience in Puerto Rico while participating in the Armed Forces Classic. Both the Cardinals and the Minnesota teams flew on the same charter plane to travel the 1,768 miles from Louisville to Aguadilla, Puerto Rico. Aside from playing in the nationally televised game, the Cardinals toured an MH-65 Coast Guard helicopter at US Air Station Borinquen, spent some time on Crash Boat Beach, watched a demonstration near the beach, boarded a Coast Guard cutter anchored off the coast and spent time with the Coast Guard families stationed there.

The Cardinals wore special Adidas uniforms for the game, featuring a white and grey camouflage pattern with red and light blue trim as a tribute to the Coast Guard's red, white and blue colors and racing stripe. The back of each player's jersey displayed the Coast Guard motto of "Semper Paratus," which translates to "Always Ready."

■ **Event Champions** -- Louisville claimed the Global Sports Showcase title by sweeping its four games in the five-team, round-robin event in November. It was the 27th regular season tournament championship for the Cardinals.

■ **20th Jimmy V Classic** -- Louisville defeated Indiana 94-74 in the 2014 Jimmy V Classic on Dec. 9. Villanova beat Illinois 73-59 in the first game of the doubleheader played at Madison Square Garden in New York. It was the 20th anniversary of the Jimmy V Classic and the event will conclude the eighth annual Jimmy V Week, a week-long initiative across multiple ESPN platforms and programs featuring special content to help raise funds for cancer research. For more information on The V Foundation or to make a donation, please visit www.jimmyv.org.

0 Terry Rozier

LOUISVILLE

G 6-1 190 So. - 1L Youngstown, Ohio (Hargrave Military Acad.)

- Leads the Cardinals in scoring (16.7 ppg, fourth in ACC) and is fourth in the ACC in steals (2.1 per game).
- Has scored in double figures in 10 games this season (19 career) and has grabbed five or more rebounds in seven games.
- Over his last four games, he has averaged 23.3 points, 5.3 rebounds and shot 50.8 percent from the field (30-of-59) with eight total steals.
- Made the second-highest scoring improvement in the ACC since last season, rising from his 7.0 average as a freshman to his current 16.7 scoring average.
- Scored a career-high 32 points -- 26 in the second half -- against Western Kentucky, connecting on 11-of- 13 from the foul line and grabbing five rebounds. He was named ACC Player of the Week on Dec. 22 for his efforts in the game.
- Produced seven assists, seven rebounds and scored nine of his 11 points in the last four minutes at crunch time vs. No. 14 Ohio State.
- Impressive opening game against Minnesota with 18 points -- one below his career-high and the second most of his career -- six rebounds, three assists, a career-best four steals and no turnovers.
- Recognized on the Preseason Top 50 of the Wooden Award, one of eight ACC players included on the list, and the Naismith Trophy Top 50 Watch List.
- On the watch list for the 2015 Bob Cousy Collegiate Point Guard of the Year award.
- Pulled down a career-best 11 rebounds vs. Cleveland State, one better than his previous high total of 10 against Western Kentucky on Dec. 14, 2013, and added nine points in the game.
- Had 18 games without a turnover as a freshman. Committed just 22 turnovers in 37 games last year, including just one in three NCAA Tournament games.
- Named to the AAC all-rookie team after averaging 8.8 points, 3.2 rebounds, and 1.5 steals in conference play as a freshman. He started 10 games as a freshman.
- Averaged 29.3 points, 7.8 rebounds and 5.6 assists for Hargrave Military Academy, where he played his final prep year in the same backcourt with fellow UofL sophomore Anton Gill. Hargrave went 38-8 during the 2012-13 season.
- Born March 17, 1994 ... Major is sport administration.

0 Terry Rozier Season Highs

Points 32 vs. Western Ky. (12/20)
 Reb. 11 vs. Cleveland St. (11/26)
 Asst. 7 vs. Ohio State (12/3)
 Blocks 1 (3 times) *latest:* vs. Fla. International (12/5)
 Steals 4 vs. Minnesota (11/14)
 FGM 9 vs. Western Ky. (12/20)
 FGA 17 vs. Indiana (12/9)
 vs. UNCW (12/14)
 3FGM 5 vs. Indiana (12/9)
 3FGA 8 vs. Indiana (12/9)
 FT 11 vs. Western Ky. (12/20)
 FTA 13 vs. Western Ky. (12/20)

0 Terry Rozier Career Highs

Points 32 vs. Western Ky. (12/20/14)
 Reb. 11 vs. Cleveland St. (11/26/14)
 Asst. 8 vs. Houston (1/16/14)
 Blocks 1 (4 times) *latest:* vs. Ohio State (12/3/14)
 Steals 4 vs. Minnesota (11/14/14)
 FGM 9 vs. Western Ky. (12/20/14)
 FGA 17 vs. Indiana (12/9/14)
 vs. UNCW (12/14/14)
 3FGM 5 vs. Indiana (12/9/14)
 3FGA 8 vs. Indiana (12/9/14)
 FT 11 vs. Western Ky. (12/20/14)
 FTA 13 vs. Western Ky. (12/20/14)


0 Terry Rozier Game-by-Game

Opponent	Date	GS	Min	FG	FGA	Pct	3-Point			FT	FTA	Pct	Rebounds			PF	FO	A	TO	Blk	Stl	Pts	Avg
							FG	FGA	Pct				Off	Def	Tot								
vs Minnesota	11/14/14	*	31	7	11	.636	0	0	.000	4	6	.667	1	5	6	6.0	4	0	3	0	0	4	18.0
JACKSONVILLE ST.	11/17/14	*	22	5	7	.714	1	2	.500	2	4	.500	2	2	4	5.0	1	0	1	3	1	2	15.5
MARSHALL	11/21/14	*	35	5	16	.313	0	2	.000	7	9	.778	4	1	5	5.0	1	0	3	3	0	0	17
SAVANNAH ST	11/24/14	*	17	5	8	.625	0	2	.000	1	3	.333	0	3	3	4.5	0	0	1	2	0	3	14.8
CLEVELAND ST	11/26/14	*	37	3	11	.273	1	5	.200	2	4	.500	0	11	11	5.8	1	0	2	2	0	1	13.6
OHIO STATE	12/2/14	*	35	3	11	.273	2	7	.286	3	4	.750	1	6	7	6.0	2	0	7	5	1	3	13.2
FIU	12/5/14		22	4	7	.571	1	2	.500	3	4	.750	2	2	4	5.7	2	0	2	1	1	2	13.0
vs INDIANA	12/9/14	*	37	8	17	.471	5	8	.625	5	8	.625	3	3	6	5.8	1	0	1	1	0	1	26
UNC WILMINGTON	12/14/14	*	35	8	17	.471	0	4	.000	3	4	.750	1	3	4	5.6	1	0	0	2	0	3	19
at Western Ky.	12/20/14	*	38	9	16	.563	3	6	.500	11	13	.846	1	4	5	5.5	0	0	0	4	0	3	32
CSU NORTHRIDGE	12/23/14	*	27	5	9	.556	1	3	.333	5	5	1.000	2	4	6	5.5	3	0	5	3	0	1	16

0 Terry Rozier Career Statistics

Year	GP	GS	Min	Avg	FG	FGA	Pct	3FG	3FGA	Pct	FT	FTA	Pct	OReb	DReb	Reb	Avg	PF	FO	Ast	TO	Blk	Stl	Pts	Avg
2013-14	37	10	699	18.9	93	232	.401	36	97	.371	37	52	.712	28	86	114	3.1	54	0	67	22	2	38	259	7.0
2014-15	11	10	336	30.5	62	130	.477	14	41	.341	46	64	.719	17	44	61	5.5	16	0	26	26	3	23	184	16.7
TOTAL	48	20	1035	21.6	155	362	.428	50	138	.362	83	116	.716	45	130	175	3.6	70	0	93	48	5	61	443	9.2

1 Anton Gill

LOUISVILLE

G 6-3 190 So. - 1L Raleigh, N.C. (Hargrave Military Academy)

■ Reserve guard for the Cardinals, appearing in all 11 games this season.

■ Has scored eight or more points off the bench in three games this season and has at least one steal in five games.

■ Scored a career-high 15 points against FIU, connecting on 3-of-5 three-pointers. The left-handed guard is a better shooter than his season figures may reflect, having opened the season making just one of his first 13 threes.

■ Had nine points, six rebounds and a career-high four steals vs. Savannah State.

■ Totaled eight points and a career-best six rebounds against Jacksonville State in 12 minutes of action.

■ Came off the bench in 24 games as a freshman, including 12 conference contests.

■ Averaged 28.2 points, 5.3 rebounds and 4.1 assists in 2012-13 for Hargrave Military Academy, where he played his final prep year in the same backcourt with fellow UofL sophomore Terry Rozier. Senior year scoring high was a then Hargrave school record 56 points, a week after he had scored 50 in another game.

■ Born Dec. 5, 1994 ... Major is undecided.

1 Anton Gill Season Highs

Points 15 vs. Fla. International (12/5)
 Reb. 6 vs. Jacksonville St. (11/17)
 Asst. 3 vs. CSU Northridge (12/23)
 Blocks 1 (3 times) *latest*: vs. Western Ky. (12/20)
 Steals 4 vs. Savannah St. (11/24)
 FGM 6 vs. Fla. International (12/5)
 FGA 10 vs. Fla. International (12/5)
 3FGM 3 vs. Fla. International (12/5)
 3FGA 5 vs. Fla. International (12/5)
 FT 2 vs. Savannah St. (11/24)
 FTA 4 vs. Minnesota (11/14)

1 Anton Gill Career Highs

Points 15 vs. Fla. International (12/5/14)
 Reb. 6 vs. Jacksonville St. (11/17/14)
 Asst. 3 vs. CSU Northridge (12/23/14)
 Blocks 1 (3 times) *latest*: vs. WKU (12/20/14)
 Steals 4 vs. Savannah St. (11/24/14)
 FGM 6 vs. Fla. International (12/5/14)
 FGA 10 vs. Fla. International (12/5/14)
 3FGM 3 vs. Fla. International (12/5/14)
 3FGA 5 vs. Houston (1/16/14)
 vs. Fla. International (12/5/14)
 FT 3 vs. Louisiana Lafayette (12/7/13)
 FTA 4 (3 times) *latest*: vs. Jacksonville St. (11/17/14)

1 Anton Gill Game-by-Game

Opponent	Date	GS	Min	3-Point			Rebounds			Pct	Off	Def	Tot	Avg	PF	FO	A	TO	Blk	Stl	Pts	Avg
				FG	FGA	Pct	FG	FGA	Pct	FT	FTA											
vs Minnesota	11/14/14	19	0	5	.000	0	3	.000	1	4	.250	1	3	4	4.0	4	0	1	5	0	1	1.0
JACKSONVILLE ST.	11/17/14	12	4	5	.800	0	1	.000	0	1	.000	0	6	6	5.0	2	0	1	0	0	1	4.5
MARSHALL	11/21/14	6	1	3	.333	0	2	.000	0	2	.000	0	0	0	3.3	2	0	0	0	1	2	3.7
SAVANNAH ST	11/24/14	21	3	8	.375	1	4	.250	2	3	.667	0	1	1	2.8	1	0	1	1	0	4	5.0
CLEVELAND ST	11/26/14	15	0	3	.000	0	3	.000	0	0	.000	0	1	1	2.4	1	0	0	0	1	0	4.0
OHIO STATE	12/2/14	4	0	0	.000	0	0	.000	0	0	.000	0	0	0	2.0	0	0	0	0	0	0	3.3
FIU	12/5/14	18	6	10	.600	3	5	.600	0	0	.000	0	2	2	2.0	4	0	2	3	1	0	5.0
vs INDIANA	12/9/14	12	0	4	.000	0	1	.000	0	0	.000	0	2	2	2.0	1	0	0	0	0	3	4.4
UNC WILMINGTON	12/14/14	3	0	1	.000	0	1	.000	0	0	.000	0	0	0	1.8	0	0	1	0	0	0	3.9
at Western Ky.	12/20/14	14	1	3	.333	1	3	.333	2	2	1.000	0	2	2	1.8	1	0	2	0	1	0	4.0
CSU NORTHBRIDGE	12/23/14	10	0	4	.000	0	3	.000	0	0	.000	0	1	1	1.7	0	0	3	0	0	1	3.6

1 Anton Gill Career Statistics


Year	GP	GS	Min	Avg	FG	FGA	Pct	3FG	3FGA	Pct	FT	FTA	Pct	OReb	DReb	Reb	Avg	PF	FO	Ast	TO	Blk	Stl	Pts	Avg
2013-14	24	0	136	5.7	11	34	.324	6	25	.240	4	12	.333	3	13	16	0.7	16	1	5	3	0	4	32	1.3
2014-15	11	0	134	12.2	15	46	.326	5	26	.192	5	12	.417	1	18	19	1.7	16	0	10	10	3	12	40	3.6
TOTAL	35	0	270	7.7	26	80	.325	11	51	.216	9	24	.375	4	31	35	1.0	32	1	15	13	3	16	72	2.1

2 Quentin Snider

LOUISVILLE

G 6-1 180 Fr. - HS Louisville, Ky. (Ballard HS)

- Reserved guard has played in all 11 games, committing just seven turnovers in 108 minutes on the court.
- Has scored in six games and has handed out at least one assists in six games.
- Totaled a season-high seven points against Minnesota and UNC Wilmington.
- Scored six points and had a pair of assists vs. FIU.
- Averaged 21.9 points, 5.9 assists, 3.8 rebounds and 1.7 steals in leading top-ranked Ballard High School to a 29-6 record before falling to No. 2 Trinity in the Seventh Region title game.
- Honored as Kentucky's Mr. Basketball, Snider was a first team all-state selection and was ranked 33rd nationally by Rivals.com, No. 38 by 247Sports.com, No. 40 in the ESPN 100 and was rated the seventh-best point guard in the nation by Scout.com.
- Career leader in scoring and assists (633) at Ballard. His 2,442 points passed Allan Houston and DeJuan Wheat. His 371 three-pointers (including 34 as an eighth-grader at Fern Creek) rank third in state history. His top scoring effort as a senior was 32 points on three occasions.
- Born Feb. 14, 1995 ... Major is undecided.



2 Quentin Snyder Sea/Career Highs

Points 7 vs. Minnesota (11/14)
vs. UNCW (12/14)
Reb. 4 vs. Minnesota (11/14)
Asst. 3 vs. Savannah St. (11/24)
Blocks none
Steals 2 vs. Savannah St. (11/24)
vs. Fla. International (12/5)
FGM 2 (3 times) *latest*: vs. UNCW (12/14)
FGA 4 vs. CSU Northridge (12/23)
3FGM 1 vs. Minnesota (11/14)
vs. Ohio State (12/3)
3FGA 2 (3 times) *latest*: vs. Ohio State (12/3)
FT 3 vs. UNCW (12/14)
FTA 4 vs. UNCW (12/14)

2 Quentin Snider Game-by-Game				3-Point				Rebounds																			
Opponent	Date	GS	Min	FG	FGA	Pct	FG	FGA	Pct	FT	FTA	Pct	Off	Def	Tot	Avg	PF	FO	A	TO	Blk	Stl	Pts	Avg			
vs Minnesota	11/14/14	34	2	2	2	1.000	1	1	1.000	2	3	.667	0	4	4	4.0	0	0	0	0	0	0	7	7.0			
JACKSONVILLE ST.	11/17/14	10	0	3	.000	0	2	.000	0	2	.000	0	2	2	3.0	0	0	0	0	0	0	0	0	3.5			
MARSHALL	11/21/14	2	0	0	.000	0	0	.000	0	0	.000	0	0	2	0	2.0	0	0	0	0	0	0	0	2.3			
SAVANNAH ST	11/24/14	14	1	3	.333	0	2	.000	0	0	.000	1	0	1	1.8	3	0	3	2	0	2	2	2	2.3			
CLEVELAND ST	11/26/14	3	0	0	.000	0	0	.000	0	0	.000	0	0	0	1.4	1	0	1	1	0	0	0	1.8				
OHIO STATE	12/2/14	11	1	3	.333	1	2	.500	0	0	.000	0	2	2	1.5	1	0	1	1	0	0	3	2.0				
FIU	12/5/14	13	2	2	1.000	0	0	.000	2	3	.667	0	0	0	1.3	1	0	2	1	0	2	6	2.6				
vs INDIANA	12/9/14	2	0	0	.000	0	0	.000	0	0	.000	0	0	0	1.1	1	0	0	0	0	0	0	2.3				
UNC WILMINGTON	12/14/14	18	2	3	.667	0	1	.000	3	4	.750	1	2	3	1.3	1	0	1	3	0	0	7	2.8				
at Western Ky.	12/20/14	15	0	3	.000	0	1	.000	0	0	.000	0	2	2	1.4	2	0	1	0	0	0	0	2.5				
CSU NORTHRIDGE	12/23/14	6	1	4	.250	0	1	.000	1	1	1.000	0	1	1	1.4	0	0	2	0	0	0	3	2.5				

2 Quentin Snider Career Statistics																											
Year	GP	GS	Min	Avg	FG	FGA	Pct	3FG	3FGA	Pct	FT	FTA	Pct	OReb	DReb	Reb	Avg	PF	FO	Ast	TO	Blk	Stl	Pts	Avg		
2014-15	11	0	108	9.8	9	23	.391	2	10	.200	8	13	.615	2	13	15	1.4	10	0	11	7	0	4	28	2.5		
TOTAL	11	0	108	9.8	9	23	.391	2	10	.200	8	13	.615	2	13	15	1.4	10	0	11	7	0	4	28	2.5		

LOUISVILLE

- ### 3 Chris Jones Season Highs

3 Chris Jones Career Highs

Points 24 vs. Indiana (12/9/14)
Reb. 9 vs. Indiana (12/9/14)
Asst. 8 vs. Temple (2/27/14), Houston (3/14/14)
Blocks ... 1 on three occasions, *latest*:
 vs. CSU Northridge (12/23/14)
Steals 6 vs. SMU (3/5), Rutgers (3/13/14)
FGM 8 (3 times) *latest*: vs. Indiana (12/9/14)
FGA 18 vs. North Carolina (11/24/13)
 vs. Marshall (11/21/14)
3FGM 4 (4 times) *latest*: vs. Rutgers (3/13/14)
3FGA 10 vs. Ohio State (12/3/14)
FT 7 vs. Marshall (11/21/14)
FTA 10 vs. Marshall (11/21/14)

3 Chris Jones Game-by-Game			3-Point			Rebounds																		
Opponent	Date	GS	Min	FG	FGA	Pct	FG	FGA	Pct	FT	FTA	Pct	Off	Def	Tot	Avg	PF	FO	A	TO	Blk	Stl	Pts	Avg
vs Minnesota	11/14/14	*	50	4	13	.308	1	4	.250	4	4	1.000	1	3	4	4.0	5	1	4	3	0	3	13	13.0
JACKSONVILLE ST.	11/17/14	*	22	4	13	.308	2	4	.500	0	0	.000	4	2	6	5.0	2	0	5	2	0	5	10	11.5
MARSHALL	11/21/14	*	37	5	18	.278	1	7	.143	7	10	.700	1	2	3	4.3	4	0	5	1	0	2	18	13.7
SAVANNAH ST	11/24/14	*	17	3	8	.375	2	3	.667	1	2	.500	2	3	5	4.5	1	0	1	1	0	2	9	12.5
CLEVELAND ST	11/26/14	*	31	3	10	.300	1	5	.200	4	9	.444	3	2	5	4.6	4	0	3	3	0	0	11	12.2
OHIO STATE	12/2/14	*	33	3	15	.200	3	10	.300	1	2	.500	1	4	5	4.7	4	0	3	4	0	1	10	11.8
FIU	12/5/14	*	27	3	6	.500	2	4	.500	3	4	.750	0	1	1	4.1	1	0	3	3	0	3	11	11.7
vs INDIANA	12/9/14	*	33	8	17	.471	2	4	.500	6	8	.750	2	7	9	4.8	3	0	5	3	0	3	24	13.3
UNC WILMINGTON	12/14/14	*	28	3	11	.273	0	2	.000	4	4	1.000	2	2	4	4.7	3	0	2	2	0	3	10	12.9
at Western Ky.	12/20/14	*	27	2	7	.286	1	4	.250	5	6	.833	1	1	2	4.4	4	0	2	3	0	1	10	12.6
CSU NORTHBRIDGE	12/23/14	*	26	3	10	.300	1	5	.200	2	2	1.000	0	1	1	4.1	2	0	1	2	1	2	9	12.3

Year	GP	GS	Min	Avg	FG	FGA	Pct	3FG	3FGA	Pct	FT	FTA	Pct	OReb	DReb	Reb	Avg	PF	FO	Ast	TO	Blk	Stl	Pts	Avg
2013-14	33	27	845	25.6	117	296	.395	43	114	.377	61	79	.772	25	52	77	2.3	79	1	96	47	2	73	338	10.2
2014-15	11	11	311	28.3	41	128	.320	16	52	.308	37	51	.725	17	28	45	4.1	33	1	33	27	1	25	135	12.3
TOTAL	44	38	1156	26.3	158	424	.373	59	166	.355	98	130	.754	42	80	122	2.8	112	2	129	74	3	98	473	10.8

4 Dillon Avare

LOUISVILLE

G 6-0 150 Fr. - RS Lexington, Ky. (Lexington Catholic HS)

- Has seen action in three games this season, seeing his last action on Nov. 24 vs. Savannah State.
- Scored his first career basket on a three-pointer against Jacksonville State, adding three rebounds in the game.
- Redshirted the 2013-14 season.
- Averaged 11.2 points, 2.8 rebounds and a team-high 4.3 assists as a senior in 2012-13 in helping Lexington Catholic post a 22-12 record and reach the 11th Region championship game.
- Buried 82 three-point goals as a senior, connecting on 34 percent from that range.
- Played with fellow UofL walk-on David Levitch on the same AAU team before high school.
- Born March 18, 1995 ... Major is economics with a minor in finance.

4 Dillon Avare Season/Career Highs

Points 3 vs. Jacksonville St. (11/17)
 Reb. 3 vs. Savannah St. (11/24)
 Asst. none
 Blocks none
 Steals none
 FGM 1 vs. Jacksonville St. (11/17)
 FGA 3 vs. Jacksonville St. (11/17)
 3FGM none
 3FGA 2 vs. Jacksonville St. (11/17)
 FT 1 vs. Jacksonville St. (11/17)
 FTA 2 vs. Jacksonville St. (11/17)

4 Dillon Avare Game-by-Game

4 Dillion Avare Game-by-Game						3-Point				Rebounds														
Opponent	Date	GS	Min	FG	FGA	Pct	FG	FGA	Pct	FT	FTA	Pct	Off	Def	Tot	Avg	PF	FO	A	TO	Blk	Stl	Pts	Avg
JACKSONVILLE ST.	11/17/14	8	1	3	.333	0	2	.000	1	2	.500	0	1	1	1.0	2	0	0	0	0	0	0	3	3.0
MARSHALL	11/21/14	1	0	0	.000	0	0	.000	0	0	.000	0	0	0	0.5	0	0	0	0	0	0	0	0	1.5
SAVANNAH ST	11/24/14	10	0	1	.000	0	1	.000	0	0	.000	1	2	3	1.3	0	0	0	0	1	0	0	0	1.0

4 Dillon Avare Career Statistics

Year	GP	GS	Min	Avg	FG	FGA	Pct	3FG	3FGA	Pct	FT	FTA	Pct	OReb	DReb	Reb	Avg	PF	FO	Ast	TO	Blk	Stl	Pts	Avg
2014-15	3	0	19	6.3	1	4	.250	0	3	.000	1	2	.500	1	3	4	1.3	2	0	0	1	0	0	3	1.0
TOTAL	3	0	19	6.3	1	4	.250	0	3	.000	1	2	.500	1	3	4	1.3	2	0	0	1	0	0	3	1.0

15 Trent Gilbert

LOUISVILLE

G 5-10 175 Fr. - HS Georgetown, Ky. (Scott County HS)

- Walk-on guard who was a dependable scorer in high school.
- Totaled six points, two rebounds and two assists in seven minutes against Savannah State.
- Has seen action in four games this season, seeing his last action on Nov. 24 vs. Savannah State.
- Averaged 26.1 points (fifth in the state), 4.1 rebounds and 2.5 assists as a senior in leading Scott County High School to a 35-4 record as runner-up in the 2014 Kentucky state championship.
- A finalist for Mr. Basketball in the state of Kentucky, Gilbert was a first team all-state selection as a senior. He is Scott County's all-time leading scorer with 2,759 career points.
- An accurate shooter, Gilbert made 130-of-326 three-pointers (.399) as a senior. He buried 304-of-335 free throws (.907), the third most made in a single season in state history. He hit a Kentucky state tournament record 14-of-14 free throws in the 2014 quarterfinals as part of his 29 point performance.
- Born Sept. 7, 1994 ... Major is sport administration.

15 Trent Gilbert Sea/Career Highs

Points 6 vs. Savannah St. (11/24)
 Reb. 2 vs. Savannah St. (11/24)
 Asst. 2 vs. Savannah St. (11/24)
 Blocks none
 Steals none
 FGM 2 vs. Savannah St. (11/24)
 FGA 3 vs. Savannah St. (11/24)
 3FGM 2 vs. Savannah St. (11/24)
 3FGA 3 vs. Savannah St. (11/24)
 FT none
 FTA none

15 Trent Gilbert Game-by-Game

Opponent	Date	GS	Min	FG	FGA	Pct	FG	FGA	Pct	FT	FTA	Pct	Off	Def	Tot	Avg	PF	FO	A	TO	Blk	Stl	Pts	Avg
JACKSONVILLE ST.	11/17/14	7	0	2	.000	0	2	.000	0	0	.000	0	0	0	0	0.0	2	0	0	1	0	0	0	0.0
MARSHALL	11/21/14	1	0	0	.000	0	0	.000	0	0	.000	0	0	0	0	0.0	0	0	0	0	0	0	0	0.0
SAVANNAH ST	11/24/14	7	2	3	.667	2	3	.667	0	0	.000	1	1	2	0.7	1	0	2	1	0	0	6	2.0	
CSU NORTHBRIDGE	12/23/14	1	0	1	.000	0	0	.000	0	0	.000	0	0	0	0	0.5	0	0	0	0	0	0	1.5	

15 Trent Gilbert Career Statistics

Year	GP	GS	Min	Avg	FG	FGA	Pct	3FG	3FGA	Pct	FT	FTA	Pct	OReb	DReb	Reb	Avg	PF	FO	Ast	TO	Blk	Stl	Pts	Avg
2014-15	4	0	16	4.0	2	6	.333	2	5	.400	0	0	.000	1	1	2	0.5	3	0	2	2	0	0	6	1.5
TOTAL	4	0	16	4.0	2	6	.333	2	5	.400	0	0	.000	1	1	2	0.5	3	0	2	2	0	0	6	1.5

5 Matz Stockman

LOUISVILLE

F/C 7-0 240 Fr. - HS Oslo, Norway (Canarias Basketball Acad.)

- First name is pronounced Motts.
- Has seen action in three games this season.
- Currently sidelined with a hyperextended left knee. He missed the Cal State Northridge game and is doubtful for Kentucky.
- Scored his first basket against Jacksonville State.
- Grabbed four rebounds and scored two points against Savannah State.
- Has made noticable strides in practice recently.
- One of four players on the Cardinals' roster with international ties.
- Attended and played basketball at the Canarias Basketball Academy in Gran Canaraia in Spain's Canary Islands during the 2013-14 season.
- Ranked among the top 200 collegiate prospects in 2014 by 247Sports.com.
- Averaged 7.7 points, 5.3 rebounds and 2.5 blocked shots over nine games while playing for Norway in the 2013 U18 European Championships. He scored 18 points against Holland in 21 minutes for his top scoring effort in that event and blocked eight shots against Romania.
- Has a 7-6 wingspan.
- Stockman and fellow freshmen Anas Mahmoud are the first seven-footers to play for the Cardinals since Felton Spencer, a 7-0 center from Louisville who scored 1,168 points at UofL from 1986-90.
- Born Jan. 10, 1995 ... Major is undecided.

5 Matz Stockman Game-by-Game

Opponent	Date	GS	Min	FG	FGA	3-Point			Pct	FT	FTA	Rebounds				Avg	PF	FO	A	TO	Blk	Stl	Pts	Avg
						Pct	FG	FGA				Pct	Off	Def	Tot									
JACKSONVILLE ST.	11/17/14	3	1	2	.500	0	0	0	.000	0	0	.000	1	0	1	1.0	1	0	0	0	0	1	2	2.0
SAVANNAH ST	11/24/14	5	1	2	.500	0	0	0	.000	0	2	.000	1	3	4	2.5	0	0	1	0	0	0	2	2.0
FIU	12/5/14	7	0	1	.000	0	0	0	.000	0	0	.000	0	3	3	2.7	3	0	0	2	2	1	0	1.3

5 Matz Stockman Career Statistics

Year	GP	GS	Min	Avg	FG	FGA	Pct	3FG	3FGA	Pct	FT	FTA	Pct	OReb	DReb	Reb	Avg	PF	FO	Ast	TO	Blk	Stl	Pts	Avg
2014-15	3	0	15	5.0	2	5	.400	0	0	.000	0	2	.000	2	6	8	2.7	4	0	1	2	2	2	4	1.3
TOTAL	3	0	15	5.0	2	5	.400	0	0	.000	0	2	.000	2	6	8	2.7	4	0	1	2	2	2	4	1.3

5 Matz Stockman Sea/Career Highs

Points 2 vs. Jacksonville St. (11/17)
 vs. Savannah St. (11/24)
 Reb. 4 vs. Savannah St. (11/24)
 Asst. 1 vs. Savannah St. (11/24)
 Blocks 2 vs. Fla. International (12/5)
 Steals 1 vs. Jacksonville St. (11/17), FIU (12/5)
 FGM 1 vs. Jacksonville St. (11/17), FIU (12/5)
 FGA 2 vs. Jacksonville St. (11/17)
 vs. Savannah St. (11/24)
 3FGM none
 3FGA none
 FT none
 FTA 2 vs. Savannah St. (11/24)

10 Jaylen Johnson

LOUISVILLE

F 6-9 215 Fr. - HS Ypsilanti, Mich. (Ypsilanti HS)

- Scored six points and grabbed two rebounds vs. FIU.
- Had a season-high seven points and five rebounds against Savannah State.
- Grabbed at least two rebounds off the bench in three games.
- Logged an average of six minutes in his eight appearances, primarily in relief of Montrezl Harrell.
- Did not arrive on campus until August and was hampered early with an injury, so he is behind other freshmen in practice and conditioning.
- Averaged 13.6 points, 9.6 rebounds, 5.3 blocked shots and 4.1 assists as a senior in leading Ypsilanti High School to a 21-3 record with a 15-game winning streak before falling in the Class A regional finals.
- A finalist for the Hal Schram Mr. Basketball award in Michigan, Johnson was a first team all-state selection and was the *Ann Arbor News* Washtenaw County Player of the Year. He was ranked No. 55 nationally by 247Sports.com, 56th by Rivals.com, 62nd by Scout.com and was among the nation's top 25 power forward by ESPN.
- His mother Janetta Johnson played for Wisconsin and professionally in Portugal. Her 130 blocked shots in 1988-89 is the Badgers' single-season record.
- Born Aug. 7, 1996 ... Major is undecided.

10 Jaylen Johnson Sea/Career Highs

Points 7 vs. Savannah St. (11/24)
 Reb. 5 vs. Savannah St. (11/24)
 Asst. none
 Blocks 1 vs. CSU Northridge (12/23)
 Steals 1 (3 times) *latest:* vs. CSUN (12/23)
 FGM 3 vs. Savannah St. (11/24)
 vs. Fla. International (12/5)
 FGA 4 vs. Savannah St. (11/24)
 vs. Fla. International (12/5)
 3FGM 1 vs. Savannah St. (11/24)
 3FGA 1 vs. Savannah St. (11/24)
 FT 1 vs. Indiana (12/9)
 FTA 2 vs. Indiana (12/9)

10 Jaylen Johnson Game-by-Game

Opponent	Date	GS	Min	FG	FGA	Pct	3-Point			FT	FTA	Pct	Rebounds			PF	FO	A	TO	Blk	Stl	Pts	Avg
							FG	FGA	Pct				Pct	Off	Def								
vs Minnesota	11/14/14	1	0	0	.000	0	0	.000	0	0	.000	0	0	0	0	0.0	0	0	0	0	0	0	0.0
JACKSONVILLE ST.	11/17/14	7	0	2	.000	0	0	.000	0	0	.000	0	1	1	0.5	1	0	0	0	0	0	0	0.0
SAVANNAH ST	11/24/14	11	3	4	.750	1	1	1.000	0	0	.000	1	4	5	2.0	4	0	0	1	0	1	7	2.3
OHIO ST	12/2/14	6	0	0	.000	0	0	.000	0	1	.000	1	0	1	1.8	1	0	0	0	0	1	0	1.8
FIU	12/5/14	9	3	4	.750	0	0	.000	0	0	.000	0	2	2	1.8	2	0	0	0	0	0	6	2.6
vs INDIANA	12/9/14	6	0	2	.000	0	0	.000	1	2	.500	3	0	3	2.0	1	0	0	1	0	0	1	2.3
UNC WILMINGTON	12/14/14	2	0	0	.000	0	0	.000	0	0	.000	0	0	0	1.7	0	0	0	0	0	0	0	2.0
CSU NORTHBRIDGE	12/23/14	6	0	1	.000	0	0	.000	0	0	.000	0	1	1	1.6	1	0	0	2	1	1	0	1.8

10 Jaylen Johnson Career Statistics

Year	GP	GS	Min	Avg	FG	FGA	Pct	3FG	3FGA	Pct	FT	FTA	Pct	OReb	DReb	Reb	Avg	PF	FO	Ast	TO	Blk	Stl	Pts	Avg
2014-15	8	0	48	6.0	6	13	.462	1	1	1.000	1	3	.333	5	8	13	1.6	10	0	0	4	1	3	14	1.8
TOTAL	8	0	48	6.0	6	13	.462	1	1	1.000	1	3	.333	5	8	13	1.6	10	0	0	4	1	3	14	1.8

12 Mangok Mathiang

LOUISVILLE

F/C 6-10 220 So. - 1L Melbourne, Australia (IMG Academy/Fla.)

- Pronounced MANG-go like the fruit, with a silent "K"; MATH-ee-ang.
- Top reserve at center is fourth on the team in rebounding (5.7). He has grabbed at least three rebounds in eight of his nine games.
- A sprained left ankle kept him out of two recent games and limited him to five minutes against Ohio State. He has still not fully recovered from the injury.
- Totalled six points, three rebounds and tied a career-high with four blocked shots in 17 minutes against Indiana.
- Good energy on the court, he has two double-digit rebounding efforts this season.
- Started 14 games as a freshman, averaging 3.6 points and 3.6 rebounds, with a team-high 51 blocks. He shot 52.8 percent from the field.
- Had a blocked shot in 28 games his freshman year and finished seventh in the AAC in blocked shots per game (1.4). He had 15 games with at least two swats.
- Born in Sudan, Africa, Mathiang lived in Melbourne, Australia for many years before moving to the United States to play a season of high school basketball at Carbondale (Ill.) Brehm Prep School in 2010-11.
- Born Oct. 8, 1992 ... Major is communication with a minor in Marketing.

12 Mangok Mathiang Season Highs

Points 9 vs. Jacksonville St. (11/17)
 Reb. 11 vs. Marshall (11/21)
 Asst. 2 vs. CSU Northridge (12/23)
 Blocks 4 vs. Indiana (12/9)
 vs. CSU Northridge (12/23)
 Steals 3 vs. CSU Northridge (12/23)
 FGM 4 vs. Jacksonville St. (11/17)
 FGA 7 vs. Jacksonville St. (11/17)
 3FGM none
 3FGA none
 FT 2 (3 times) *latest:* vs. CSUN (12/23)
 FTA 6 vs. Minnesota (11/14)

12 Mangok Mathiang Career Highs

Points 13 vs. Western Kentucky (12/14/13)
 Reb. 11 vs. Marshall (11/21/14)
 Asst. 2 (3 times) *latest:* vs. CSUN (12/23/14)
 Blocks 4 (4 times) *latest:* vs. CSUN (12/23/14)
 Steals 3 vs. CSU Northridge (12/23/14)
 FGM 5 vs. Western Kentucky (12/14/13)
 FGA 7 (3 times) *latest:* vs. Jacksonville St. (11/17/14)
 3FGM none
 3FGA none
 FT 4 vs. Louisiana Lafayette (12/7/13)
 FTA 6 vs. Minnesota (11/14/14)
 vs. Jacksonville St. (11/17/14)

12 Mangok Mathiang Game-by-Game

Opponent	Date	GS	Min	FG	FGA	Pct	3-Point			FT	FTA	Pct	Rebounds			PF	FO	A	TO	Blk	Stl	Pts	Avg
							FG	FGA	Pct				Off	Def	Tot								
vs Minnesota	11/14/14	52	0	1	.000	0	0	.000	2	6	.333	0	4	4	4.0	0	0	1	0	1	1	2	2.0
JACKSONVILLE ST.	11/17/14	20	4	7	.571	0	0	.000	1	3	.333	7	3	10	7.0	0	0	0	0	0	0	9	5.5
MARSHALL	11/21/14	24	1	4	.250	0	0	.000	2	5	.400	7	4	11	8.3	2	0	0	0	3	2	4	5.0
SAVANNAH ST	11/24/14	15	1	2	.500	0	0	.000	1	2	.500	1	5	6	7.8	2	0	1	3	1	0	3	4.5
OHIO ST	12/2/14	5	0	1	.000	0	0	.000	0	0	.000	1	2	3	6.8	2	0	1	2	0	0	3	3.6
vs INDIANA	12/9/14	17	3	5	.600	0	0	.000	0	1	.000	2	1	3	6.2	1	0	0	1	4	0	6	4.0
UNC WILMINGTON	12/14/14 *	27	0	2	.000	0	0	.000	0	0	.000	3	4	7	6.3	0	0	1	2	2	0	3	3.4
at Western Ky.	12/20/14	15	0	1	.000	0	0	.000	0	0	.000	1	0	1	5.6	3	0	0	0	0	0	3	3.0
CSU NORTHBRIDGE	12/23/14 *	30	2	5	.400	0	0	.000	2	3	.667	3	3	6	5.7	4	0	2	1	4	3	6	3.3

12 Mangok Mathiang Career Statistics

Year	GP	GS	Min	Avg	FG	FGA	Pct	3FG	3FGA	Pct	FT	FTA	Pct	OReb	DReb	Reb	Avg	PF	FO	Ast	TO	Blk	Stl	Pts	Avg
2013-14	37	14	545	14.7	47	89	.528	0	0	.000	39	63	.619	68	64	132	3.6	64	1	15	24	51	13	133	3.6
2014-15	9	2	185	20.6	11	28	.393	0	0	.000	8	20	.400	25	26	51	5.7	14	0	6	9	14	6	30	3.3
TOTAL	46	16	730	15.9	58	117	.496	0	0	.000	47	83	.566	93	90	183	4.0	78	1	21	33	65	19	163	3.5

14 Anas Mahmoud

LOUISVILLE

F 7-0 200 Fr. - HS Cairo, Egypt (West Oaks Academy)

■ Full name is Anas Osama Mahmoud (pronounced AH-nuss mah-MOOD).

■ Had a career high game against Western Kentucky, scored six points, pulled down five rebounds and blocked three shots in 23 minutes of action.

■ Averaging 24 minutes in the last two games while averaging five points, six rebounds and three blocks per game.

■ Had two points, three rebounds, three points and two assists off the bench against Indiana in the Jimmy V Classic.

■ Skilled big man was pressed into action vs. Ohio State due to teammates' foul trouble and responded with seven rebounds and two blocked shots in 24 minutes.

■ Averaged 13.8 points, 8.8 rebounds and 3.1 blocked shots during the 2013-14 season for West Oaks Academy, which posted a 28-8 record in 2013-14.

■ Was ranked No. 99 nationally in the ESPN 100 and was No. 164 by 247Sports.com.

■ Came to the United States in September 2013 for his senior year at West Oaks. He began playing basketball on club teams in Egypt when he was 12 and played in recent years with Egyptian national teams.

■ Speaks four languages, including English, Arabic, French and German.

■ Born May 5, 1995 ... Major is engineering.

14 Anas Mahmoud Sea/Career Highs

Points 6 vs. Western Ky. (12/20)

Reb. 7 vs. Ohio State (12/3)

vs. CSU Northridge (12/23)

Asst. 2 vs. Savannah St. (11/24)

vs. Indiana (12/9)

Blocks 3 vs. Western Ky. (12/20)

vs. CSU Northridge (12/23)

Steals 1 vs. CSU Northridge (12/23)

FGM 2 vs. Western Ky. (12/20)

FGA 3 vs. Indiana (12/9)

vs. Western Ky. (12/20)

3FGM none

3FGA none

FT 3 vs. Ohio State (12/3)

FTA 4 vs. Ohio State (12/3)

14 Anas Mahmoud Game-by-Game

Opponent	Date	GS	Min	FG	FGA	Pct	FT	FTA	Pct	Off	Def	Tot	Avg	PF	FO	A	TO	Blk	Stl	Pts	Avg	
JACKSONVILLE ST.	11/17/14	8	1	1	1.000	0	0	.000	0	0	.000	0	1	1	1.0	0	0	0	1	0	2	2.0
MARSHALL	11/21/14	2	0	0	.000	0	0	.000	0	0	.000	0	1	1	1.0	1	0	0	0	0	1.0	
SAVANNAH ST	11/24/14	7	0	0	.000	0	0	.000	0	1	.000	0	0	0	0.7	0	0	2	1	1	0	0.7
CLEVELAND ST	11/26/14	4	0	0	.000	0	0	.000	0	0	.000	1	0	1	0.8	1	0	0	0	0	0.5	
OHIO STATE	12/2/14	24	0	2	.000	0	0	.000	3	4	.750	5	2	7	2.0	3	0	1	1	2	0	1.0
FIU	12/5/14	6	0	0	.000	0	0	.000	0	0	.000	0	0	0	1.7	3	0	1	0	0	0	0.8
vs INDIANA	12/9/14	13	1	3	.333	0	0	.000	0	1	.000	2	1	3	1.9	2	0	2	2	0	0	1.0
at Western Ky.	12/20/14	23	2	3	.667	0	0	.000	2	2	1.000	1	4	5	2.3	3	0	1	2	3	0	1.6
CSU NORTHRIDGE	12/23/14	25	1	1	1.000	0	0	.000	2	2	1.000	3	4	7	2.8	3	0	0	2	3	1	1.9


14 Anas Mahmoud Career Statistics

Year	GP	GS	Min	Avg	FG	FGA	Pct	3FG	3FGA	Pct	FT	FTA	Pct	OReb	DReb	Reb	Avg	PF	FO	Ast	TO	Blk	Stl	Pts	Avg
2014-15	9	0	112	12.4	5	10	.500	0	0	.000	7	10	.700	12	13	25	2.8	16	0	7	8	10	1	17	1.9
TOTAL	9	0	112	12.4	5	10	.500	0	0	.000	7	10	.700	12	13	25	2.8	16	0	7	8	10	1	17	1.9

21 Shaqquan Aaron



G 6-7 170 Fr. - HS Seattle, Wash. (Ranier Beach HS)

- Made his collegiate debut against Cal State Northridge, contributing two rebounds and an assist in five minutes of action.
 - Had to sit the initial nine games of the season due to an NCAA eligibility issue.
 - Had good athleticism, passing skills and length.
 - Averaged 19.7 points, 8.5 rebounds, and 7.5 assists, led Rainier Beach High (30-1) to the Washington Class 3A state championship. He scored 16 of his game-high 22 in the second half of the title game.
 - A two-time first-team AP Class 3A all-state selection and the state player of the year as a senior, Aaron was ranked No. 26 nationally by 247Sports.com, 27th by Scout.com, 30th by Rivals.com and is No. 33 in the ESPN 100.
 - He is the third Seattle product to play for the Cardinals in recent years, joining Peyton Siva (2009-13) and Terrence Williams (2005-09).
 - His brother Shaddean played basketball at Mercer from 2004-08, totaling 1,115 career points for the Bears. His father Carl played professional basketball in Australia.
 - Born July 21, 1995 ... Major is business.
- 
- A headshot of Aaron Williams, a young Black man with short dark hair, smiling at the camera. He is wearing a red jersey with white trim. The background is a plain, light-colored wall.

21 Shaqquan Aaron Game-by-Game

21 Shaquan Aaron Game-by-Game										3-Point			Rebounds											
Opponent	Date	GS	Min	FG	FGA	Pct	FG	FGA	Pct	FT	FTA	Pct	Off	Def	Tot	Avg	PF	FO	A	TO	Blk	Stl	Pts	Avg
CSU NORTHRIDGE	12/23/14	5	0	0	.000	0	0	.000	0	0	.000	0	2	2	2.0	0	0	1	1	0	0	0	0.0	


21 Shaqquan Aaron Career Statistics

Year	GP	GS	Min	Avg	FG	FGA	Pct	3FG	3FGA	Pct	FT	FTA	Pct	OReb	DReb	Reb	Avg	PF	FO	Ast	TO	Blk	Stl	Pts	Avg
2014-15	1	0	5	5.0	0	0	.000	0	0	.000	0	0	.000	0	2	2	2.0	0	0	1	1	0	0	0	0.0
TOTAL	1	0	5	5.0	0	0	.000	0	0	.000	0	0	.000	0	2	2	2.0	0	0	1	1	0	0	0	0.0

23 David Levitch



G 6-3 180 So. - 1L Goshen, Ky. (North Oldham HS)

- Walk-on has logged meaningful minutes in eight games, starting against FIU.
 - Scored a career-high nine points vs. Cal State Northridge, connecting on a career-high 3-of-4 three-pointers while adding an assist and steal in 14 minutes.
 - Made 3-of-4 free throws while playing a career-high 27 minutes in the Cardinals' opener against Minnesota.
 - Saw action in 18 games as a freshman, including a pair of AAC Tournament contests.
 - Scored a season-best four points against Rutgers (Feb. 16), while grabbing one rebound and totaling one assist.
 - Averaged 24.0 points, 5.7 rebounds and 4.3 assists as a senior last season in helping North Oldham High School produce an 18-11 record. His scoring average ranked him seventh in the state.
 - Born Sept. 28, 1994 ... Major is sport administration.
- 

23 David Levitch Game-by-Game

23 David Levitch Game-by-Game										3-Point				Rebounds										
Opponent	Date	GS	Min	FG	FGA	Pct	FG	FGA	Pct	FT	FTA	Pct	Off	Def	Tot	Avg	PF	FO	A	TO	Blk	Stl	Pts	Avg
vs Minnesota	11/14/14	27	0	1	.000	0	1	.000	3	4	.750	0	0	0	0.0	4	0	0	0	0	0	3	3.0	
JACKSONVILLE ST.	11/17/14	10	0	1	.000	0	1	.000	2	4	.500	0	1	1	0.5	0	1	2	0	1	2	2.5		
MARSHALL	11/21/14	15	1	3	.333	1	3	.333	3	4	.750	1	0	1	0.7	3	0	1	0	2	6	3.7		
SAVANNAH ST	11/24/14	5	0	1	.000	0	0	.000	0	0	.000	0	0	0	0.5	0	0	0	0	0	0	2.8		
CLEVELAND ST	11/26/14	1	0	0	.000	0	0	.000	0	0	.000	0	0	0	0.4	0	0	0	0	0	0	2.2		
FIU	12/5/14	* 8	0	1	.000	0	0	.000	0	0	.000	0	0	0	0.3	0	0	1	1	0	0	1.8		
vs INDIANA	12/9/14	1	0	0	.000	0	0	.000	0	0	.000	0	0	0	0.3	0	0	0	0	0	0	1.6		
CSU NORTHBRIDGE	12/23/14	14	3	4	.750	3	4	.750	0	0	.000	0	1	1	0.4	1	0	1	0	0	1	9	2.5	

23 David Levitch Career Statistics

Year	GP	GS	Min	Avg	FG	FGA	Pct	3FG	3FGA	Pct	FT	FTA	Pct	OReb	DReb	Reb	Avg	PF	FO	Ast	TO	Blk	Stl	Pts	Avg
2013-14	18	0	47	2.6	4	15	.267	3	8	.375	5	8	.625	0	6	6	0.3	7	0	3	3	0	1	16	0.9
2014-15	8	1	61	7.6	4	11	.364	4	9	.444	8	12	.667	1	2	3	0.4	8	0	3	4	0	4	20	2.5
TOTAL	26	1	108	4.2	8	26	.308	7	17	.412	13	20	.650	1	8	9	0.3	15	0	6	7	0	5	36	1.4

21 Shaqquan Aaron Sea/Car Highs

Points none
Reb. 2 vs. CSU Northridge (12/23)
Asst. 1 vs. CSU Northridge (12/23)
Blocks none
Steals none
FGM none
FGA none
3FGM none
3FGA none
FT none
FTA none

23 David Levitch Season Highs

Points 9 vs. CSUN (12/23)
 Reb. 1 (3 times) *latest:* vs. CSUN (12/23)
 Asst. 1 (3 times) *latest:* vs. CSUN (12/23)
 Blocks none
 Steals 2 vs. Marshall (11/21)
 FGM 3 vs. CSU Northridge (12/23)
 FGA 4 vs. CSU Northridge (12/23)
 3FGM 3 vs. CSU Northridge (12/23)
 3FGA 4 vs. CSU Northridge (12/23)
 FT 3 vs. Minnesota (11/14)
 vs. Marshall (11/21)
 FTA 4 (3 times) *latest:* vs. Marshall (11/21)

23 David Levitch Career Highs

Points 9 vs. CSUN (12/23/14)
 Reb. 2 vs. Louisiana Lafayette (12/7/13)
 Asst. 1 (6 times) *latest:* vs. CSUN (12/23/14)
 Blocks none
 Steals 2 vs. Marshall (11/21/14)
 FGM 3 vs. CSU Northridge (12/23/14)
 FGA 4 vs. CSU Northridge (12/23/14)
 3FGM 3 vs. CSU Northridge (12/23/14)
 3FGA 4 vs. CSU Northridge (12/23/14)
 FT 3 vs. Minnesota (11/14/14)
 vs. Marshall (11/21/14)
 FTA 4 (3 times) *latest:* vs. Marshall (11/21/14)

24 Montrezl Harrell

LOUISVILLE

F 6-8 240 Jr. - 2L Tarboro, N.C. (Hargrave Military Academy)

- Pronounced mon-TREZ (with a silent "L") HAIR-uhl.
- Co-captain has scored in double figures in an ACC-leading 22 consecutive games, including 13 games with 15 points or more.
- Suspended by the ACC for the Cardinals' Dec. 23 game vs. Cal State Northridge for his actions in Louisville's Dec. 20 game at Western Kentucky. He was ejected with a flagrant 2 foul late in the first half of that game.
- Has 17 career double-doubles (five of the last six games). He has grabbed at least seven rebounds in nine games this year.
- Ranks 18th in the nation in field goal percentage (.610) and 12th in rebounding (10.0). He has shot above 50 percent from the field in every game this season.
- Pulled down a career high 17 rebounds while scoring 19 points against UNC Wilmington in the Billy Minardi Classic.
- Totaled 21 points, 11 rebounds, seven dunks and two steals against Indiana in the Jimmy V Classic, connecting on 10-of-13 shots from the field.
- With seven dunks against Indiana in the Jimmy V Classic, he became the Louisville career leader in dunks. He has 24 dunks this year, slammed a school-record 97 last season and has 165 in his career.
- Has led the Cardinals in scoring in five games this season while finishing with 12 or more points in all 10.
- Is 88 points short of becoming the 66th career 1,000-point scorer at Louisville.
- Scored a career-high 30 points and grabbed seven rebounds in the Cardinals' season opener against Minnesota (9-of-12 FG, 3-of-4 3FG, 9-of-10 FT). He was honored as the national player of the week by ESPN.com, CBSSports.com and CollegeSportsMadness.com. He was also selected as the first Atlantic Coast Conference Player of the Week for this season.
- Named to the Associated Press preseason, five-man All-America team. Also a preseason first-team All-America selection by The Sporting News, CBSSports.com, Sports Illustrated, Blue Ribbon Yearbook, Dick Vitale and others.
- Born Jan. 26, 1994 ... Major is sports medicine.

24 Montrezl Harrell Season Highs

Points 30 vs. Minnesota (11/14)
 Reb. 17 vs. UNCW (12/14)
 Asst. 3 vs. Fla. International (12/5)
 Blocks 3 vs. Cleveland St. (11/26)
 Steals 2 (4 times) *latest*: vs. UNCW (12/14)
 FGM 10 vs. Indiana (12/9)
 FGA 17 vs. UNCW (12/14)
 3FGM 3 vs. Minnesota (11/14)
 3FGA 4 vs. Minnesota (11/14)
 vs. Western Ky. (12/20)
 FT 9 vs. Minnesota (11/14)
 FTA 10 vs. Minnesota (11/14)

24 Montrezl Harrell Career Highs

Points 30 vs. Minnesota (11/14/14)
 Reb. 17 vs. UNCW (12/14/14)
 Asst. 4 vs. Houston (3/14/14)
 Blocks 4 (4 times) *latest*: vs. Manhattan (3/20/14)
 Steals 4 vs. Cof Charleston (11/9/13)
 FGM 11 vs. Memphis (3/1/14)
 FGA 17 vs. Memphis (3/1/14)
 vs. UNCW (12/14)
 3FGM 3 vs. Minnesota (11/14/14)
 3FGA 4 vs. Minnesota (11/14/14)
 vs. Western Ky. (12/20)
 FT 9 vs. Minnesota (11/14/14)
 FTA 12 vs. Cincinnati (2/22/14)


24 Montrezl Harrell Game-by-Game

24 Montrezl Harrell Game-by-Game						3-Point				Rebounds														
Opponent	Date	GS	Min	FG	FGA	Pct	FG	FGA	Pct	FT	FTA	Pct	Off	Def	Tot	Avg	PF	FO	A	TO	Blk	Stl	Pts	Avg
vs Minnesota	11/14/14	*	58	9	12	.750	3	4	.750	9	10	.900	0	7	7	7.0	2	0	0	3	0	2	30	30.0
JACKSONVILLE ST.	11/17/14	*	24	6	12	.500	0	3	.000	3	5	.600	4	3	7	7.0	1	0	1	0	0	0	15	22.5
MARSHALL	11/21/14	*	24	4	7	.571	0	2	.000	4	7	.571	2	6	8	7.3	4	0	1	1	1	0	12	19.0
SAVANNAH ST	11/24/14	*	21	4	6	.667	0	0	.000	7	8	.875	2	7	9	7.8	1	0	2	1	0	0	15	18.0
CLEVELAND ST	11/26/14	*	40	6	11	.545	0	1	.000	3	9	.333	5	8	13	8.8	0	0	0	2	3	0	15	17.4
OHIO STATE	12/2/14	*	34	5	8	.625	0	2	.000	3	8	.375	6	4	10	9.0	4	0	2	3	1	2	13	16.7
FIU	12/5/14	*	33	6	9	.667	0	1	.000	1	3	.333	3	9	12	9.4	2	0	3	5	2	1	13	16.1
vs INDIANA	12/9/14	*	34	10	13	.769	0	1	.000	1	4	.250	6	5	11	9.6	3	0	1	3	1	2	21	16.8
UNC WILMINGTON	12/14/14	*	38	9	17	.529	0	1	.000	1	2	.500	5	12	17	10.4	3	0	1	3	2	2	19	17.0
at Western Ky.	12/20/14	*	17	5	10	.500	1	4	.250	3	3	1.000	3	3	6	10.0	1	0	2	0	1	0	14	16.7

24 Montrezl Harrell Career Statistics

Year	GP	GS	Min	Avg	FG	FGA	Pct	3FG	3FGA	Pct	FT	FTA	Pct	OReb	DReb	Reb	Avg	PF	FO	Ast	TO	Blk	Stl	Pts	Avg
2012-13	40	3	649	16.2	97	168	.577	0	0	.000	32	63	.508	63	82	145	3.6	51	0	8	22	27	20	226	5.7
2013-14	37	37	1084	29.3	223	366	.609	2	3	.667	71	153	.464	120	191	311	8.4	89	3	45	53	49	38	519	14.0
2014-15	10	10	303	30.3	64	105	.610	4	19	.211	35	59	.593	36	64	100	10.0	21	0	13	21	11	9	167	16.7
TOTAL	87	50	2036	23.4	384	639	.601	6	22	.273	138	275	.502	219	337	556	6.4	161	3	66	96	87	67	912	10.5

25 Wayne Blackshear

LOUISVILLE

G/F 6-5 230 Sr. - 3L Chicago, Ill. (Morgan Park HS)

- Co-captain is primed to have his finest season as a Cardinal.
- Has scored in double figures in eight games (33 career) and ranks 23rd in the ACC in scoring (13.7 ppg).
- Scored a career-high 31 points against Cal State Northridge, adding six rebounds and four steals while burying a career-high 6-of-11 three-pointers.
- Has collected three or more steals in five games. He is 10th in the ACC in steals with 2.0 per game.
- Ranks eighth in the ACC in free throw percentage (.744).
- Has grabbed at least five rebounds in 10 games.
- Started 18 games as a junior, scoring in double figures on 14 occasions and ranking eighth in the AAC in three-point percentage (.395).
- Scored a career-best 23 points on 8-of-10 shooting against Houston last season. He was 5-of-6 from beyond the arc while grabbing a season-best seven rebounds.
- Honored with the prestigious 2013 NCAA Elite 89 Award, presented to the student-athlete with the highest cumulative grade-point average participating at the finals site for each of the NCAA's championships for a cumulative 3.55 GPA.
- Born Feb. 11, 1992 ... Major is communication.

25 Wayne Blackshear Season Highs

Points 31 vs. Cal State Northridge (12/23)
 Reb. 9 vs. Jacksonville St. (11/17)
 Asst. 5 vs. Jacksonville St. (11/17)
 vs. Indiana (12/9)
 Blocks 3 vs. Indiana (12/9)
 Steals 4 (3 times) *latest:* vs. CSUN (12/23)
 FGM 11 vs. Cal State Northridge (12/23)
 FGA 17 vs. Cal State Northridge (12/23)
 3FGM 6 vs. Cal State Northridge (12/23)
 3FGA 11 vs. Cal State Northridge (12/23)
 FT 6 vs. Ohio State (12/3)
 FTA 7 vs. Marshall (11/21)
 vs. Ohio State (12/3)

25 Wayne Blackshear Career Highs

Points 31 vs. Cal State Northridge (12/23/14)
 Reb. 9 vs. Jacksonville St. (11/17/14)
 Asst. 5 vs. Jacksonville St. (11/17/14)
 vs. Indiana (12/9/14)
 Blocks 3 vs. Indiana (12/9/14)
 Steals 4 (6 times) *latest:* vs. CSUN (12/23/14)
 FGM 11 vs. Cal State Northridge (12/23/14)
 FGA 17 vs. Cal State Northridge (12/23/14)
 3FGM 6 vs. Cal State Northridge (12/23/14)
 3FGA 11 vs. Cal State Northridge (12/23/14)
 FT 9 vs. Louisiana Lafayette (12/7/13)
 FTA 10 vs. Louisiana Lafayette (12/7/13)

25 Wayne Blackshear Game-by-Game

25 Wayne Blackshear Game-by-Game					3-Point					Rebounds														
Opponent	Date	GS	Min	FG	FGA	Pct	FG	FGA	Pct	FT	FTA	Pct	Off	Def	Tot	Avg	PF	FO	A	TO	Blk	Stl	Pts	Avg
vs Minnesota	11/14/14	*	20	1	4	.250	1	3	.333	4	5	.800	2	2	4	4.0	4	0	1	3	0	0	7	7.0
JACKSONVILLE ST.	11/17/14	*	27	4	10	.400	2	8	.250	2	3	.667	3	6	9	6.5	2	0	5	1	1	0	12	9.5
MARSHALL	11/21/14	*	29	5	14	.357	1	6	.167	5	7	.714	3	3	6	6.3	3	0	1	1	2	4	16	11.7
SAVANNAH ST	11/24/14	*	29	5	8	.625	2	4	.500	1	2	.500	1	4	5	6.0	1	0	2	0	0	3	13	12.0
CLEVELAND ST	11/26/14	*	34	2	9	.222	1	6	.167	3	4	.750	1	4	5	5.8	3	0	0	1	0	0	8	11.2
OHIO STATE	12/2/14	*	38	6	13	.462	4	8	.500	6	7	.857	2	4	6	5.8	1	0	0	0	0	3	22	13.0
FIU	12/5/14	*	29	5	13	.385	2	8	.250	0	0	.000	2	4	6	5.9	1	0	2	1	0	4	12	12.9
vs INDIANA	12/9/14	*	36	5	16	.313	1	9	.111	3	3	1.000	2	5	7	6.0	2	0	5	0	3	1	14	13.0
UNC WILMINGTON	12/14/14	*	37	4	10	.400	1	4	.250	2	2	1.000	4	4	8	6.2	3	0	2	2	1	1	11	12.8
at Western Ky.	12/20/14	*	34	1	7	.143	0	4	.000	3	4	.750	1	4	5	6.1	2	0	3	0	1	0	5	12.0
CSU NORTHRIDGE	12/23/14	*	37	11	17	.647	6	11	.545	3	6	.500	0	6	6	6.1	3	0	2	1	0	4	31	13.7

25 Wayne Blackshear Career Statistics

Year	GP	GS	Min	Avg	FG	FGA	Pct	3FG	3FGA	Pct	FT	FTA	Pct	OReb	DReb	Reb	Avg	PF	FO	Ast	TO	Blk	Stl	Pts	Avg
2011-12	15	1	105	7.0	12	41	.293	6	20	.300	7	12	.583	7	14	21	1.4	12	0	2	7	1	3	37	2.5
2012-13	39	34	782	20.1	105	248	.423	45	139	.324	43	62	.694	22	100	122	3.1	98	0	25	24	10	34	298	7.6
2013-14	36	18	707	19.6	93	215	.433	45	114	.395	64	86	.744	20	91	111	3.1	84	3	26	21	19	32	295	8.2
2014-15	11	11	350	31.8	49	121	.405	21	71	.296	32	43	.744	21	46	67	6.1	25	0	23	10	8	22	151	13.7
TOTAL	101	64	1944	19.2	259	625	.414	117	344	.340	146	203	.719	70	251	321	3.2	219	3	76	62	38	91	781	7.7

32 Chinanu Onuaku

LOUISVILLE

F/C 6-10 230 Fr. - HS Lanham, Md. (Riverdale Baptist HS)

- Name is pronounced chih-NAH-noo on-ooH-AHH-koo.
- His conditioning work this summer and skill level propelled him into a starting role as a freshman.
- Blocked a career-best seven shots vs. Cleveland State.
- Is second in the ACC and 36th nationally in blocked shots (2.4 blocks per game).
- Has made 21-of-32 field goals on the season (.667) and has had five games in which he was perfect from the field.
- Has grabbed nine or more rebounds in four games this season and has three double-figure scoring games.
- Averaged 12.4 points, 12.7 rebounds, and 5.5 blocks as a senior in leading Riverside Baptist High School to a 30-9 record and the Capital Beltway conference title. He was the 2014 All-Met Player of the Year by *The Washington Post* and a first team all-state selection.
- His brother Arinze Onuaku played for Syracuse from 2005-10 and opened this season on the New Orleans Pelicans roster.
- Born Nov. 1, 1996 ... Major is communication.

32 Chinanu Onuaku Sea/Career Highs

Points 12 vs. Jacksonville St. (11/17)
 Reb. 11 vs. Marshall (11/21)
 Asst. 5 vs. Fla. International (12/5)
 Blocks 7 vs. Cleveland St. (11/26)
 Steals 2 (3 times) *latest*: vs. Cleveland St. (11/26)
 FGM 5 vs. Jacksonville St. (11/17)
 vs. Marshall (11/21)
 FGA 5 (3 times) *latest*: vs. Savannah St. (11/24)
 3FGM none
 3FGA none
 FT 4 vs. Savannah St. (11/24)
 FTA 7 vs. Savannah St. (11/24)

32 Chinanu Onuaku Game-by-Game

Opponent	Date	GS	Min	FG	FGA	Pct	3-Point			FT	FTA	Pct	Rebounds			PF	FO	A	TO	Blk	Stl	Pts	Avg
							Pct	FG	FGA	Pct			Pct	Off	Def	Tot							
vs Minnesota	11/14/14	*	8	0	1	.000	0	0	.000	0	0	.000	2	1	3	3.0	5	1	1	1	0	0	0.0
JACKSONVILLE ST.	11/17/14	*	16	5	5	1.000	0	0	.000	2	3	.667	8	2	10	6.5	2	0	1	2	1	2	6.0
MARSHALL	11/21/14	*	24	5	5	1.000	0	0	.000	0	0	.000	2	9	11	8.0	4	0	0	0	0	2	7.3
SAVANNAH ST	11/24/14	*	19	3	5	.600	0	0	.000	4	7	.571	4	5	9	8.3	2	0	1	3	6	1	8.0
CLEVELAND ST	11/26/14	*	35	1	3	.333	0	0	.000	0	0	.000	4	5	9	8.4	2	0	0	4	7	2	6.8
OHIO STATE	12/2/14	*	10	1	1	1.000	0	0	.000	0	2	.000	0	4	4	7.7	3	0	0	1	1	1	6.0
FIU	12/5/14	*	23	3	3	1.000	0	0	.000	1	1	1.000	2	1	3	7.0	1	0	5	2	3	1	6.1
vs INDIANA	12/9/14	*	9	0	2	.000	0	0	.000	0	0	.000	3	1	4	6.6	1	0	1	1	0	0	5.4
UNC WILMINGTON	12/14/14		12	1	4	.250	0	0	.000	0	0	.000	1	0	1	6.0	1	0	0	1	2	1	5.0
at Western Ky.	12/20/14	*	17	2	3	.667	0	0	.000	0	0	.000	0	6	6	6.0	3	0	0	2	3	0	4.9
CSU NORTHRIDGE	12/23/14	*	13	1	1	1.000	0	0	.000	0	0	.000	0	4	4	5.8	1	0	1	2	2	0	4.6

32 Chinanu Onuaku Career Statistics

Year	GP	GS	Min	Avg	FG	FGA	Pct	3FG	3FGA	Pct	FT	FTA	Pct	OReb	DReb	Reb	Avg	PF	FO	Ast	TO	Blk	Stl	Pts	Avg
2014-15	11	10	186	16.9	22	33	.667	0	0	.000	7	13	.538	26	38	64	5.8	25	1	10	19	26	10	51	4.6
TOTAL	11	10	186	16.9	22	33	.667	0	0	.000	7	13	.538	26	38	64	5.8	25	1	10	19	26	10	51	4.6



2014-15 Louisville Men's Basketball
LOUISVILLE Combined Team Statistics (as of Dec 23, 2014)
All games



Overall record: 11-0 Conf: 0-0 Home: 8-0 Away: 1-0 Neutral: 2-0

##	Player	gp-gs	min	avg	Total		3-Point		F-Throw		Rebounds				pf	dq	a	to	blk	stl	pts	avg
					fg-fga	fg%	3fg-fga	3fg%	ft-fa	ft%	off	def	tot	avg								
00	ROZIER, Terry	11-10	336	30.5	62-130	.477	14-41	.341	46-64	.719	17	44	61	5.5	16	0	25	26	3	23	184	16.7
24	HARRELL, Montrezl	10-10	323	32.3	64-105	.610	4-19	.211	35-59	.593	36	64	100	10.0	21	0	13	21	11	9	167	16.7
25	BLACKSHEAR, Wayne	11-11	350	31.8	49-121	.405	21-71	.296	32-43	.744	21	46	67	6.1	25	0	23	10	8	22	151	13.7
03	JONES, Chris	11-11	331	30.1	41-128	.320	16-52	.308	37-51	.725	17	28	45	4.1	33	1	34	27	1	25	135	12.3
32	ONUAKU, Chinanu	11-10	186	16.9	22-33	.667	0-0	.000	7-13	.538	26	38	64	5.8	25	1	10	19	26	10	51	4.6
01	GILL, Anton	11-0	134	12.2	15-46	.326	5-26	.192	5-12	.417	1	18	19	1.7	16	0	10	10	3	12	40	3.6
12	MATHIANG, Mangok	9-2	205	22.8	11-28	.393	0-0	.000	8-20	.400	25	26	51	5.7	14	0	6	9	15	6	30	3.3
02	SNIDER, Quentin	11-0	128	11.6	9-23	.391	2-10	.200	8-13	.615	2	13	15	1.4	10	0	11	7	0	4	28	2.5
23	LEVITCH, David	8-1	81	10.1	4-11	.364	4-9	.444	8-12	.667	1	2	3	0.4	8	0	3	4	0	4	20	2.5
14	MAHMOUD, Anas	9-0	112	12.4	5-10	.500	0-0	.000	7-10	.700	12	13	25	2.8	16	0	7	8	10	1	17	1.9
10	JOHNSON, Jaylen	8-0	48	6.0	6-13	.462	1-1	1.000	1-3	.333	5	8	13	1.6	10	0	0	4	1	3	14	1.8
15	GILBERT, Trent	4-0	16	4.0	2-6	.333	2-5	.400	0-0	.000	1	1	2	0.5	3	0	2	2	0	0	6	1.5
05	STOCKMAN, Matz	3-0	15	5.0	2-5	.400	0-0	.000	0-2	.000	2	6	8	2.7	4	0	1	2	2	2	4	1.3
04	AVARE, Dillon	3-0	19	6.3	1-4	.250	0-3	.000	1-2	.500	1	3	4	1.3	2	0	0	1	0	0	3	1.0
22	AGAU, Akoy	3-0	11	3.7	0-1	.000	0-1	.000	0-0	.000	0	1	1	0.3	0	0	0	1	0	0	0	0.0
21	AARON, Shaqquan	1-0	5	5.0	0-0	.000	0-0	.000	0-0	.000	0	2	2	2.0	0	0	1	1	0	0	0	0.0
Team											8	5	13				2					
Total.....		11	2300		293-664	.441	69-238	.290	195-304	.641	175	318	493	44.8	203	2	146	154	80	121	850	77.3
Opponents.....		11	2300		212-617	.344	54-195	.277	120-202	.594	130	260	390	35.5	250	-	115	209	21	78	598	54.4

TEAM STATISTICS	LOU	OPP
SCORING	850	598
Points per game	77.3	54.4
Scoring margin	+22.9	-
FIELD GOALS-ATT	293-664	212-617
Field goal pct	.441	.344
3 POINT FG-ATT	69-238	54-195
3-point FG pct	.290	.277
3-pt FG made per game	6.3	4.9
FREE THROWS-ATT	195-304	120-202
Free throw pct	.641	.594
F-Throws made per game	17.7	10.9
REBOUNDS	493	390
Rebounds per game	44.8	35.5
Rebounding margin	+9.4	-
ASSISTS	146	115
Assists per game	13.3	10.5
TURNOVERS	154	209
Turnovers per game	14.0	19.0
Turnover margin	+5.0	-
Assist/turnover ratio	0.9	0.6
STEALS	121	78
Steals per game	11.0	7.1
BLOCKS	80	21
Blocks per game	7.3	1.9
ATTENDANCE	167010	20908
Home games-Avg/Game	8-20876	1-7598
Neutral site-Avg/Game	-	2-6655

Date	Opponent		Score	Att.
11/14/14	vs MINNESOTA	w	81-68	1693
11/17/14	JACKSONVILLE ST.	w	88-39	20479
11/21/14	MARSHALL	w	85-67	21661
11/24/14	SAVANNAH STATE	w	87-26	19514
11/26/14	CLEVELAND STATE	w	45-33	20887
12/2/14	OHIO STATE	w	64-55	22784
12/5/14	FIU	w	82-57	20541
12/9/14	vs INDIANA	w	94-74	11617
12/14/14	UNC WILMINGTON	w	68-57	20913
12/20/14	at WKU	w	76-67	7598
12/23/14	CSUN	w	80-55	20231

* - Conference game

Score by Periods	1st	2nd	Totals
LOUISVILLE	415	435	850
Opponents	261	337	598

2014-15 Louisville Men's Basketball Results / Schedule

RECORD: 11-0 Overall (ACC 0-0, Home 8-0, Away 1-0, Neutral 2-0)

Date	Opponent	UL	Result	Margin	W-L	High Scorer	High Rebounder	High Assists	Attendance
N 1	BARRY ~	W	91-71	+20	exh.	22 Blackshear	8 Mathiang, Rozier, Onuaku	7 Rozier	19,237
N 9	BELLARMINE ~	W	90-61	+29	exh.	19 Jones	9 Mathiang	7 Smith	20,432
N 14	Minnesota ^	W	81-68	+13	1-0	30 Harrell	7 Harrell	4 Rozier	1,693
N 17	JACKSONVILLE STATE +	W	88-39	+49	2-0	15 Harrell	10 Mathiang, Onuaku	5 Jones, Blackshear	20,479
N 21	MARSHALL +	W	85-67	+18	3-0	18 Jones	11 Mathiang, Onuaku	5 Jones	21,661
N 24	SAVANNAH STATE +	W	87-26	+61	4-0	15 Harrell	9 Harrell, Onuaku	3 Snider	19,514
N 26	CLEVELAND STATE +	W	45-33	+12	5-0	15 Harrell	13 Harrell	3 Jones	20,887
D 2	OHIO STATE *	W	64-55	+9	6-0	22 Blackshear	10 Harrell	7 Rozier	22,784
D 5	FIU	W	82-57	+25	7-0	15 Gill	12 Harrell	5 Onuaku	20,541
D 9	Indiana #	W	94-74	+20	8-0	26 Rozier	11 Harrell	5 Jones	11,617
D 14	UNC WILMINGTON !	W	68-57	+11	9-0	19 Harrell, Rozier	17 Harrell	2 Jones, Blackshear	20,913
D 20	at Western Kentucky	W	76-67	+9	10-0	32 Rozier	6 Harrell, Onuaku	3 Blackshear	7,598
D 23	CAL STATE NORTHRIDGE	W	80-55	+25	11-0	31 Blackshear	7 Mahmoud	5 Rozier	20,231

Date	Opponent	Site	Time	Television
December				
Sat. 27	KENTUCKY >	KFC YUM! CENTER	2 p.m.	ESPN2
Tues. 30	LONG BEACH STATE	KFC YUM! CENTER	4 p.m.	ESPN3
January				
Sun. 4	at Wake Forest	Winston-Salem, N.C.	8 p.m.	ESPNU
Wed. 7	CLEMSON	KFC YUM! CENTER	9 p.m.	ACCN/WAVE-TV
Sat. 10	at North Carolina	Chapel Hill, N.C.	2 p.m.	ESPN
Tues. 13	VIRGINIA TECH	KFC YUM! CENTER	7 p.m.	RSN
Sat. 17	DUKE	KFC YUM! CENTER	Noon	ESPN
Sun. 25	at Pittsburgh	Pittsburgh, Pa.	4 p.m.	CBS
Wed. 28	at Boston College	Chestnut Hill, Mass.	9 p.m.	ACCN/WHAS-TV
Sat. 31	NORTH CAROLINA	KFC YUM! CENTER	4 or 7 p.m.	ESPN or ESPN2
February				
Tues. 3	at Miami	Miami, Fla.	8 p.m.	ACCN/WAVE-TV
Sat. 7	at Virginia	Charlottesville, Va.	6 p.m.	ESPN or ESPN2
Wed. 11	PITTSBURGH	KFC YUM! CENTER	8 p.m.	ACCN/WHAS-TV
Sat. 14	NC STATE	KFC YUM! CENTER	4 p.m.	ESPN or ESPN2
Wed. 18	at Syracuse	Syracuse, N.Y.	7 p.m.	ESPN or ESPN2
Sat. 21	MIAMI	KFC YUM! CENTER	2 p.m.	ESPN or ESPN2
Mon. 23	at Georgia Tech	Atlanta, Ga.	7 p.m.	ESPN
Sat. 28	at Florida State	Tallahassee, Fla.	TBA	ESPN or ESPN2
March				
Wed. 4	NOTRE DAME	KFC YUM! CENTER	7 p.m.	ESPN2
Sat. 7	VIRGINIA	KFC YUM! CENTER	TBA	ESPN or ESPN2
Tues. 10-	at ACC Championship	Greensboro, N.C.	TBA	
Sat. 14		Greensboro Coliseum		

~ Exhibition game

^ Armed Forces Classic (Aquadilla, Puerto Rico)

+ Global Sports Showcase (Louisville, Ky.)

* ACC/Big 10 Challenge (Louisville, Ky.)

Jimmy V Classic (New York, N.Y.)

! Billy Minardi Classic (Louisville, Ky.)

> Basketball Hall of Fame Shootout (Louisville, Ky.)

2014-15 Louisville Men's Basketball Game-by-Game Team Statistics

Teams	FG-FGA	Pct	3Pt-Att	Pct	FT-FTA	Pct	O	D	Reb	PF-D	Asst	TO	Blk	Stl	1H	2H	OT	TOT
Minnesota	22-55	.400	4-18	.222	20-33	.606	9	26	35	21-0	12	19	0	6	30	38		68
LOUISVILLE	23-50	.460	6-16	.375	29-42	.690	8	29	37	28-1	11	15	1	11	43	38		81
Jacksonville State	14-50	.280	5-26	.192	6-12	.500	9	17	26	21-1	12	20	1	5	20	19		39
LOUISVILLE	35-74	.473	5-26	.192	13-27	.481	20	20	60	16-0	15	12	4	12	50	38		88
Marshall	23-63	.365	7-24	.292	14-27	.519	20	30	50	33-2	16	21	1	1	27	40		67
LOUISVILLE	27-70	.386	3-22	.136	28-44	.636	20	27	47	24-0	10	7	6	13	41	44		85
Savannah State	10-51	.196	0-16	.000	6-12	.500	8	20	28	22-0	3	26	4	11	7	19		26
LOUISVILLE	31-59	.525	8-20	.400	17-30	.567	16	38	54	16-0	17	17	8	16	41	46		87
Cleveland State	13-52	.250	4-19	.211	3-8	.375	10	27	37	22-0	6	13	1	10	22	11		33
LOUISVILLE	15-47	.319	3-20	.150	12-26	.462	15	21	46	13-0	6	13	11	3	26	19		45
Ohio State	17-56	.304	6-18	.333	15-25	.600	16	25	41	23-1	7	14	4	10	18	37		55
LOUISVILLE	19-54	.352	10-29	.345	16-28	.571	18	28	46	21-0	15	16	5	11	35	29		64
FIU	20-54	.370	5-15	.333	12-18	.667	14	19	33	14-0	11	25	1	12	23	34		57
LOUISVILLE	32-56	.571	8-20	.400	10-15	.667	9	25	34	20-0	21	20	9	14	36	46		82
Indiana	29-61	.475	8-20	.400	8-14	.571	10	24	34	19-0	14	19	3	6	41	33		74
LOUISVILLE	35-79	.443	8-23	.348	16-27	.593	26	26	52	16-0	15	12	8	10	46	48		94
UNC Wilmington	24-62	.387	5-13	.385	4-8	.500	13	22	35	21-0	8	18	4	6	24	33		57
LOUISVILLE	27-65	.415	1-13	.007	13-16	.813	17	27	44	12-0	7	16	7	10	32	36		68
Western Kentucky	21-56	.375	10-23	.435	15-25	.600	9	26	35	24-0	15	15	1	5	24	43		67
LOUISVILLE	22-53	.415	6-22	.273	26-30	.867	8	29	37	19-0	11	12	9	7	29	47		76
Cal State Northridge	19-57	.333	0-3	.000	17-20	.850	12	24	36	19-1	11	20	1	6	25	30		55
LOUISVILLE	27-57	.474	11-27	.407	15-19	.789	8	28	36	18-0	18	14	11	14	36	44		80

2014-15 Louisville Men's Basketball Individual Points-Rebounds-Assists

				00	01	02	03	04	05	10
Opponent	Date	Score		ROZIER,TER	GILL,ANTON	SNIDER,QUE	JONES,CHRI	AVARE,DILL	STOCKMAN,M	JOHNSON,JA
vs MINNESOTA	11/14/14	81-68	w	18-6-3	1-4-1	7-4-0	13-4-4	DNP	DNP	0-0-0
JACKSONVILLE ST.	11/17/14	88-39	w	13-4-1	8-6-1	0-2-0	10-6-5	3-1-0	2-1-0	0-1-0
MARSHALL	11/21/14	85-67	w	17-5-3	2-0-0	0-0-0	18-3-5	0-0-0	DNP	DNP
SAVANNAH STATE	11/24/14	87-26	w	11-3-1	9-1-1	2-1-3	9-5-1	0-3-0	2-4-1	7-5-0
CLEVELAND STATE	11/26/14	45-33	w	9-11-2	0-1-0	0-0-1	11-5-3	DNP	DNP	DNP
OHIO STATE	12/2/14	64-55	w	11-7-7	0-0-0	3-2-1	10-5-3	DNP	DNP	0-1-0
FIU	12/5/14	82-57	w	12-4-2	15-2-2	6-0-2	11-1-3	DNP	0-3-0	6-2-0
vs INDIANA	12/9/14	94-74	w	26-6-1	0-2-0	0-0-0	24-9-5	DNP	DNP	1-3-0
UNC WILMINGTON	12/14/14	68-57	w	19-4-0	0-0-0	7-3-1	10-4-2	DNP	DNP	0-0-0
at WKU	12/20/14	76-67	w	32-5-0	5-2-2	0-2-1	10-2-2	DNP	DNP	DNP
CSUN	12/23/14	80-55	w	16-6-5	0-1-3	3-1-2	9-1-1	DNP	DNP	0-1-0

				12	14	21	23	24	25	32
Opponent	Date	Score		MATHIANG,M	MAHMOUD,AN	AARON,SHAQ	LEVITCH,DA	HARRELL,MO	BLACKSHEAR	ONUAKU,CHI
vs MINNESOTA	11/14/14	81-68	w	2-4-1	DNP	DNP	3-0-0	30-7-0	7-4-1	0-3-1
JACKSONVILLE ST.	11/17/14	88-39	w	9-10-0	2-1-0	DNP	2-1-1	15-7-1	12-9-5	12-10-1
MARSHALL	11/21/14	85-67	w	4-11-0	0-1-0	DNP	6-1-0	12-8-1	16-6-1	10-11-0
SAVANNAH STATE	11/24/14	87-26	w	3-6-1	0-0-2	DNP	0-0-0	15-9-2	13-5-2	10-9-1
CLEVELAND STATE	11/26/14	45-33	w	DNP	0-1-0	DNP	0-0-0	15-13-0	8-5-0	2-9-0
OHIO STATE	12/2/14	64-55	w	0-3-1	3-7-1	DNP	DNP	13-10-2	22-6-0	2-4-0
FIU	12/5/14	82-57	w	DNP	0-0-1	DNP	0-0-1	13-12-3	12-6-2	7-3-5
vs INDIANA	12/9/14	94-74	w	6-3-0	2-3-2	DNP	0-0-0	21-11-1	14-7-5	0-4-1
UNC WILMINGTON	12/14/14	68-57	w	0-7-1	DNP	DNP	DNP	19-17-1	11-8-2	2-1-0
at WKU	12/20/14	76-67	w	0-1-0	6-5-1	DNP	DNP	14-6-2	5-5-3	4-6-0
CSUN	12/23/14	80-55	w	6-6-2	4-7-0	0-2-1	9-1-1	DNP	31-6-2	2-4-1

2014-15 Louisville Men's Basketball Miscellaneous Statistics

Louisville's Record When the Cardinals ...

Lead at halftime	11-0
Trail at halftime	0-0
Are tied at halftime	0-0
Shoot better from the field than opponent	10-0
Shoot worse from the field than opponent	1-0
Shoot 50 percent or better from the field	2-0
Shoot below 50 percent from the field	9-0
Opp. shoots 50 pct. or better from the field	0-0
Opp. shoots below 50 pct. from the field	11-0
Make 7 or fewer three-point goals	6-0
Make more than 7 three-point goals	5-0
Attempt 20 or fewer three-point goals	5-0
Attempt more than 20 three-point goals	6-0
Shoot more free throws than their opp.	9-0
Opponent shoots more free throws	2-0
Outrebound their opponent	9-0
Are outrebounded by their opponent	1-0
Bench outscores the opponent bench	4-0
Opponent bench outscores their bench	7-0
Commit fewer turnovers than their opp.	9-0
Commit more turnovers than their opp.	1-0
Commit same number of turnover as opp.	1-0
Commit 15 or fewer turnovers	8-0
Commit more than 15 turnovers	3-0
Lead with 5:00 Remaining	11-0
Trail with 5:00 Remaining	0-0
Tied with 5:00 Remaining	0-0
1-3 point margins	0-0
4-5 point margins	0-0
6-10 point margins	2-0
11-19 point margins	4-0
20 or more point margins	5-0
Overtime games	0-0
Vs. Top 25 teams	1-0
Home games	8-0
Away games	1-0
Neutral games	2-0
Score 59 or fewer points	1-0
Score 60-69 points	2-0
Score 70-79 points	1-0
Score 80-89 points	6-0
Score 90 or more points	1-0
Allow 59 or fewer points	7-0
Allow 60-69 points	3-0
Allow 70-79 points	1-0
Allow 80 or more points	0-0

Double-Doubles

Harrell	5	Onuaku	2
---------------	---	--------------	---

Points Off Turnovers

Louisville	217	Opponents	129
------------------	-----	-----------------	-----

Bench Scoring

Louisville	170 (15.5)	Opp.	157 (14.3)
------------------	------------	-----------	------------

Rebounding Advantage

Louisville	9	Opponents	1
------------------	---	-----------------	---

Attendance

Home	167,010	(20,876 avg.)
Away	7,598	(7,598 avg.)
Neutral	13,310	(6,655 avg.)
Total	187,918	(17,083 avg.)

Double-Figure Scoring Games

Harrell	10
Rozier	10
Jones	9
Blackshear	8
Onuaku	3
Gill	1

Games Leading UL in Scoring

Harrell	5
Rozier	3
Blackshear	2
Gill	1
Jones	1

Games Leading UL in Rebounding

Harrell	8
Onuaku	3
Mathiang	2
Mahmoud	1

Games Leading UL in Assists

Jones	5
Blackshear	3
Rozier	3
Onuaku	1
Snider	1

Scored Louisville's First Points

Who

Blackshear	5
Harrell	3
Jones	1
Onuaku	1
Rozier	1

How

Three-pointer	3
Dunk	2
Free Throw	2
Jumper	2
Layup	2

Dunks 51

Harrell	25
Blackshear	12
Rozier	6
Onuaku	3
Gill	2
Mahmoud	2
Johnson	1

Jump Balls Controlled

Louisville	7	(Onuaku 6, Harrell 1)
Opponents	4	

Starting Lineups

W-L	Forward	Forward	Center	Guard	Guard
8-0	Blackshear	Harrell	Onuaku	Jones	Rozier
1-0	Blackshear	Harrell	Onuaku	Jones	Levitch
1-0	Blackshear	Harrell	Mathiang	Jones	Rozier
1-0	Blackshear	Mathiang	Onuaku	Jones	Rozier

Scoring Summary

	1st Half	2nd Half	OT	Total
Louisville	415	435		850
Opponents	261	337		598

Leads and Deficits

UL's Biggest Halftime Lead	34 (41-7) vs. Savannah St. (11/24)
UL's Biggest Halftime Lead Blown ..	none
UL's Biggest Halftime Deficit	
Overcome	none
UL's Biggest 2nd Half Lead	63 (87-24) vs. Savannah St. (11/24)
UL's Biggest 2nd Half Lead Blown ..	5 (46-41) vs. Indiana (12/9)
UL's Biggest 2nd Half Deficit	4 twice
	latest: (48-52) vs. Indiana (12/9)
UL's Biggest 2nd Half Deficit	
Overcome	4 twice
	latest: (48-52) vs. Indiana (12/9)
UL's Biggest Overall Lead	63 (87-24) vs. Savannah St. (11/24)
UL's Biggest Lead Blown	13 (44-31) vs. Indiana (12/9)
UL's Biggest Overall Deficit	5 (2-7) vs. Marshall (11/21)
	(3-8) vs. Fla. International (12/5)
UL's Biggest Deficit Overcome	5 (2-7) vs. Marshall (11/21)
	(3-8) vs. Fla. International (12/5)

Home, Road and Half Statistics

Halftime Leads	UL 11, Opp 0, Tied 0
FG% in KFC Yum! Center442 (213-482)
FG% Away from Home440 (80-182)
3 Pt FG% in KFC Yum! Center ..	.277 (49-177)
3 Pt FG% Away from Home328 (20-61)
FT% in KFC Yum! Center605 (124-205)
FT% Away from Home717(71-99)
Scoring Average	
in KFC Yum! Center	74.9 (599 pts.)
Scoring Avg. on the Road	83.7 (251 pts.)
Opp. Scoring Average	
in KFC Yum! Center	48.6 (389 pts.)
Opp. Scoring Average	
on the Road	69.7 (209 pts.)
Most 1st Half Points	50 vs. Jacksonville St. (11/17)
Most 2nd Half Points	48 vs. Indiana (12/9)
Fewest 1st Half Points	26 vs. Cleveland St. (11/26)
Fewest 2nd Half Points	19 vs. Cleveland St. (11/26)
Largest Halftime Lead	30 vs. Jacksonville St. (11/17)
Largest Halftime Deficit	none

2014-15 Louisville Men's Basketball Team Superlatives

<i>Louisville High</i>	<i>Louisville Low</i>	<i>Statistical Category</i>	<i>Opponent High</i>	<i>Opponent Low</i>
88 vs. Jacksonville St. (11/17)	45 vs. Cleveland St. (11/26)	Points	68 by Minnesota (11/14)	26 by Savannah St. (11/24)
50 vs. Jacksonville St. (11/17)	26 vs. Cleveland St. (11/26)	First Half Points	30 by Minnesota (11/14)	7 by Savannah St. (11/24)
48 vs. Indiana (12/9)	19 vs. Cleveland St. (11/26)	Second Half Points	43 by Western Ky. (12/20)	11 by Cleveland St. (11/26)
35 vs. Jacksonville St. (11/17)	15 vs. Cleveland St. (11/26)	Field Goals	23 by Marshall (11/21)	10 by Savannah St. (11/24)
74 vs. Jacksonville St. (11/17)	47 vs. Cleveland St. (11/26)	Field Goal Attempts	63 by Marshall (11/21)	50 by Jacksonville St. (11/17)
.571 vs. Fla. International (12/5)	.319 vs. Cleveland St. (11/26)	FG Percentage	.400 by Minnesota (11/14)	.196 by Savannah St. (11/24)
11 vs. CSUN (12/23)	1 vs. UNCW (12/14)	3-Point Field Goals	10 by Western Ky. (12/20)	0 by Savannah St. (11/24) by CSUN (12/23)
29 vs. Ohio State (12/3)	16 vs. Minnesota (11/14)	3-Point Field Goal Att.	26 by Jacksonville St. (11/17)	3 by CSUN (12/23)
.407 vs. CSUN (12/23)	.007 vs. UNCW (12/14)	3-Point FG Percentage	.435 by Western Ky. (12/20)	.000 by Savannah St. (11/24) by CSUN (12/23)
29 vs. Minnesota (11/14)	10 vs. Fla. International (12/5)	Free Throws	20 by Minnesota (11/14)	3 by Cleveland St. (11/26)
44 vs. Marshall (11/21)	15 vs. Fla. International (12/5)	Free Throw Attempts	33 by Minnesota (11/14)	8 by Cleveland St. (11/26) by UNCW (12/14)
.867 vs. Western Ky. (12/20)	.462 vs. Cleveland St. (11/26)	Free Throw Percentage	.850 by CSUN (12/23)	.375 by Cleveland St. (11/26)
30 vs. Jacksonville St. (11/17)	8 three times <i>latest:</i> vs. CSUN (12/23)	Offensive Rebounds	20 by Marshall (11/21)	8 by Savannah St. (11/24)
38 vs. Savannah St. (11/24)	25 vs. Fla. International (12/5)	Defensive Rebounds	30 by Marshall (11/21)	17 by Jacksonville St. (11/17)
60 vs. Jacksonville St. (11/17)	34 vs. Fla. International (12/5)	Total Rebounds	50 by Marshall (11/21)	26 by Jacksonville St. (11/17)
28 vs. Minnesota (11/14)	12 vs. UNCW (12/14)	Fouls	33 by Marshall (11/21)	14 by Fla. International (12/5)
21 vs. Fla. International (12/5)	6 vs. Cleveland St. (11/26)	Assists	16 by Marshall (11/21)	3 by Savannah St. (11/24)
20 vs. Fla. International (12/5)	7 vs. Marshall (11/21)	Turnovers	26 by Savannah St. (11/24)	13 by Cleveland St. (11/26)
11 vs. Cleveland St. (11/26) vs. CSUN (12/23)	1 vs. Minnesota (11/14)	Blocked Shots	4 three times <i>latest:</i> by UNCW (12/14)	0 by Minnesota (11/14)
16 vs. Savannah St. (11/24)	3 vs. Cleveland St. (11/26)	Steals	12 by Fla. International (12/5)	1 by Marshall (11/21)

2014-15 Louisville Men's Basketball Individual Superlatives

	Louisville	Opponent
Points	32 by Terry Rozier vs. Western Ky. (12/20)	24 by Trey Lewis, Cleveland St. (11/26) by T.J. Price, Western Ky. (12/20)
Field Goals Made	11 by Wayne Blackshear vs. CSUN (12/23)	9 by Trey Lewis, Cleveland St. (11/26)
Field Goals Attempted	18 by Chris Jones vs. Marshall (11/21)	20 by Trey Lewis, Cleveland St. (11/26) by D'Angelo Russell, Ohio State (12/3)
Highest FG Pct. (<i>min. 5 made</i>)	100 (5-5) by Chinanu Onuaku vs. JSU (11/17), Marshall (11/21)	.833 (5-6) by H. Mosquera-Perea, Indiana (12/9)
3-Point Field Goals Made	6 by Wayne Blackshear vs. CSUN (12/23)	4 three times <i>latest:</i> by M. Porcher Jimenez, FIU(12/5)
3-Point Field Goals Attempted	11 by Wayne Blackshear vs. CSUN (12/23)	11 by T.J. Price, Western Ky. (12/20)
3-Point FG Pct. (<i>min. 3 made</i>)	.750 (3-4) by Montrezl Harrell vs. Minnesota (11/14) (3-4) by David Levitch vs. CSUN (12/23)	100 (4-4) by DJ Clayton, Western Ky. (12/20)
Free Throws Made	11 by Terry Rozier vs. Western Ky. (12/20)	10 by Ryan Taylor, Marshall (11/21)
Free Throws Attempted	13 by Terry Rozier vs. Western Ky. (12/20)	17 by Ryan Taylor, Marshall (11/21)
Free Throw Pct. (<i>min. 8 made</i>)	.900 (9-10) by Montrezl Harrell vs. Minnesota (11/14)	.588 (10-17) by Ryan Taylor, Marshall (11/21)
Offensive Rebounds	8 by Chinanu Onuaku vs. Jacksonville St. (11/17)	8 by Ryan Taylor, Marshall (11/21)
Defensive Rebounds	12 by Montrezl Harrell vs. UNCW (12/14)	10 by Ryan Taylor, Marshall (11/21)
Total Rebounds	17 by Montrezl Harrell vs. UNCW (12/14)	18 by Ryan Taylor, Marshall (11/21)
Turnovers	5 three times <i>latest:</i> by Montrezl Harrell vs. Fla. International (12/5)	9 by Tashawn Desir, Fla. International (12/5)
Assists	7 by Terry Rozier vs. Ohio State (12/3)	8 by Ryan Taylor, Marshall (11/21)
Blocked Shots	7 by Chinanu Onuaku vs. Cleveland St. (11/26)	2 three times <i>latest:</i> by Cedrick Williams, UNCW (12/14)
Steals	5 by Chris Jones vs. Jacksonville St. (11/17)	3 three times <i>latest:</i> by Trency Jackson, Western Ky. (12/20)
Minutes Played (regulation game)	40 Montrezl Harrell vs. Cleveland St. (11/26)	40 by Sam Thompson, Ohio State (12/3)
Minutes Played (overtime game)	none	none

2014-15 Box Scores

Louisville 91, Barry 71 / Exhibition Game
Nov. 1, 2014 -- Louisville, Ky. (KFC Yum! Center)

Box score for Louisville 91 vs Barry 71. Includes player stats (min, FG, 3FG, FT, Reb, Ast, TO, BL, ST, PF, TP) and team totals. Game summary: Total FG% 1st H: 18-35 51.4%, 2nd H: 19-36 52.8%; 3-Pt. FG% 1st H: 3-12 25.0%, 2nd H: 4-11 36.4%; F Throw % 1st H: 6-11 54.5%, 2nd H: 4-9 44.4%.

Box score for Barry 71. Includes player stats (min, FG, 3FG, FT, Reb, Ast, TO, BL, ST, PF, TP) and team totals. Game summary: Total FG% 1st H: 11-35 31.4%, 2nd H: 13-37 35.1%; 3-Pt. FG% 1st H: 3-14 21.4%, 2nd H: 4-14 28.6%; F Throw % 1st H: 4-7 57.1%, 2nd H: 12-18 66.7%.

Score by Periods and Attendance for Barry 71. Attendance: 19,237. Lead Changes: 0.

Louisville 82, Bellarmine 57 / Exhibition Game
Nov. 9, 2014 -- Louisville, Ky. (KFC Yum! Center)

Box score for Louisville 82 vs Bellarmine 57. Includes player stats (min, FG, 3FG, FT, Reb, Ast, TO, BL, ST, PF, TP) and team totals. Game summary: Total FG% 1st H: 17-30 56.7%, 2nd H: 12-31 38.7%; 3-Pt. FG% 1st H: 5-13 38.5%, 2nd H: 4-13 30.8%; F Throw % 1st H: 10-17 58.8%, 2nd H: 5-8 62.5%.

Box score for Bellarmine 57. Includes player stats (min, FG, 3FG, FT, Reb, Ast, TO, BL, ST, PF, TP) and team totals. Game summary: Total FG% 1st H: 8-25 32.0%, 2nd H: 14-32 43.8%; 3-Pt. FG% 1st H: 1-12 8.3%, 2nd H: 5-15 33.3%; F Throw % 1st H: 3-3 100%, 2nd H: 4-9 44.4%.

Score by Periods and Attendance for Bellarmine 57. Attendance: 20,432. Lead Changes: 0.

Louisville 81, Minnesota 68
Nov. 14, 2014 -- Aguadilla, Puerto Rico
Armed Forces Classic (US Air Station Borinquen)

Box score for Louisville 81 vs Minnesota 68. Includes player stats (min, FG, 3FG, FT, Reb, Ast, TO, BL, ST, PF, TP) and team totals. Game summary: Total FG% 1st H: 12-26 46.2%, 2nd H: 11-24 45.8%; 3-Pt. FG% 1st H: 3-9 33.3%, 2nd H: 3-7 42.9%; F Throw % 1st H: 16-24 66.7%, 2nd H: 13-18 72.2%.

Box score for Minnesota 68. Includes player stats (min, FG, 3FG, FT, Reb, Ast, TO, BL, ST, PF, TP) and team totals. Game summary: Total FG% 1st H: 10-29 34.5%, 2nd H: 12-26 46.2%; 3-Pt. FG% 1st H: 2-9 22.2%, 2nd H: 2-9 22.2%; F Throw % 1st H: 8-18 44.4%, 2nd H: 12-15 80.0%.

Score by Periods and Attendance for Minnesota 68. Attendance: 1,693. Lead Changes: 4.

Louisville 88, Jacksonville State 39
Nov. 17, 2014 -- Louisville, Ky. (KFC Yum! Center)
Global Sports Showcase

Box score for Louisville 88 vs Jacksonville State 39. Includes player stats (min, FG, 3FG, FT, Reb, Ast, TO, BL, ST, PF, TP) and team totals. Game summary: Total FG% 1st H: 20-39 51.3%, 2nd H: 15-35 42.9%; 3-Pt. FG% 1st H: 4-13 30.8%, 2nd H: 1-13 7.7%; F Throw % 1st H: 6-10 60.0%, 2nd H: 7-17 41.2%.

Box score for Jacksonville State 39. Includes player stats (min, FG, 3FG, FT, Reb, Ast, TO, BL, ST, PF, TP) and team totals. Game summary: Total FG% 1st H: 8-21 38.1%, 2nd H: 6-29 20.7%; 3-Pt. FG% 1st H: 3-12 25.0%, 2nd H: 2-14 14.3%; F Throw % 1st H: 1-4 25.0%, 2nd H: 5-8 62.5%.

Score by Periods and Attendance for Jacksonville State 39. Attendance: 20,479. Lead Changes: 2.

Louisville 85, Marshall 67
Nov. 21, 2014 -- Louisville, Ky. (KFC Yum! Center)
Global Sports Showcase

Box score for Louisville 85 vs Marshall 67. Includes player stats (min, FG, 3FG, FT, Reb, Ast, TO, BL, ST, PF, TP) and team totals. Game summary: Total FG% 1st H: 15-38 39.5%, 2nd H: 12-32 37.5%; 3-Pt. FG% 1st H: 0-10 0.0%, 2nd H: 3-12 25.0%; F Throw % 1st H: 11-17 64.7%, 2nd H: 17-24 63.0%.

Box score for Marshall 67. Includes player stats (min, FG, 3FG, FT, Reb, Ast, TO, BL, ST, PF, TP) and team totals. Game summary: Total FG% 1st H: 10-29 34.5%, 2nd H: 13-34 38.2%; 3-Pt. FG% 1st H: 2-8 25.0%, 2nd H: 5-16 31.3%; F Throw % 1st H: 5-6 83.3%, 2nd H: 9-21 42.9%.

Score by Periods and Attendance for Marshall 67. Attendance: 21,661. Lead Changes: 4.

Louisville 87, Savannah State 26
Nov. 24, 2014 -- Louisville, Ky. (KFC Yum! Center)
Global Sports Showcase

Box score for Louisville 87 vs Savannah State 26. Includes player stats (min, FG, 3FG, FT, Reb, Ast, TO, BL, ST, PF, TP) and team totals. Game summary: Total FG% 1st H: 13-28 46.4%, 2nd H: 18-31 58.1%; 3-Pt. FG% 1st H: 3-10 30.0%, 2nd H: 5-10 50.0%; F Throw % 1st H: 12-20 60.0%, 2nd H: 5-10 50.0%.

Box score for Savannah State 26. Includes player stats (min, FG, 3FG, FT, Reb, Ast, TO, BL, ST, PF, TP) and team totals. Game summary: Total FG% 1st H: 2-26 7.7%, 2nd H: 8-25 32.0%; 3-Pt. FG% 1st H: 0-8 0.0%, 2nd H: 0-8 0.0%; F Throw % 1st H: 3-4 75.0%, 2nd H: 3-8 37.5%.

Score by Periods and Attendance for Savannah State 26. Attendance: 19,514. Lead Changes: 0.

2014-15 Box Scores

Louisville 45, Cleveland State 33
Nov. 26, 2014 -- Louisville, Ky. (KFC Yum! Center)
Global Sports Showcase

Louisville 45
Player min FG 3FG FT Reb Ast TO BL ST PF TP
Harrell 40 6-11 0-1 3-9 13 0 2 3 0 0 15
Blackshear 34 2-9 1-6 3-4 5 0 1 0 0 3 8
Onuaku 35 1-3 0-0 0-0 9 0 4 7 2 2 2
Rozier 37 3-11 1-5 2-4 11 2 2 0 1 1 9
Jones 31 3-10 1-5 4-9 5 3 3 0 0 4 11
Gill 15 0-3 0-3 0-0 1 0 0 1 0 1 0
Snider 3 0-0 0-0 0-0 0 1 1 0 0 1 0
Mahmoud 4 0-0 0-0 0-0 1 0 0 0 0 1 0
Levitich 1 0-0 0-0 0-0 0 0 0 0 0 0 0
Team 1
Totals 200 15-47 3-20 12-26 46 6 13 11 3 13 45
Total FG% 1st H: 10-29 34.5% 2nd H: 5-18 27.8% Game: 31.5%
3-Pt. FG% 1st H: 1- 9 11.1% 2nd H: 2-11 18.2% Game: 15.0%
F Throw % 1st H: 5-14 35.7% 2nd H: 7-12 58.3% Game: 54.2%

Cleveland State 33
Player min FG 3FG FT Reb Ast TO BL ST PF TP
Grady 22 0-8 0-0 1-2 4 0 2 0 0 4 1
Mason 20 0-0 0-0 0-0 5 0 2 0 1 4 0
Yates 39 2-7 0-3 0-0 4 3 2 0 2 3 4
Lewis 39 9-20 4-10 2-6 5 1 2 0 2 2 24
Keane 24 1-5 0-2 0-0 1 2 0 0 2 3 2
Carpenter 4 0-1 0-0 0-0 1 0 1 0 1 0 0
Hales 14 0-0 0-0 0-0 4 0 0 1 2 0 0
Scales 10 1-4 0-0 0-0 3 0 1 0 0 4 2
Flannigan 8 0-3 0-1 0-0 1 0 1 0 0 0 0
Zollo 20 0-4 0-3 0-0 5 0 2 0 0 1 0
Team 4
Totals 200 13-52 4-19 3-8 37 6 13 1 10 22 33
Total FG% 1st H: 8-31 25.8% 2nd H: 5-21 23.8% Game: 25.0%
3-Pt. FG% 1st H: 4-14 28.6% 2nd H: 0- 5 0.0% Game: 21.1%
F Throw % 1st H: 2- 4 50.0% 2nd H: 1- 4 25.0% Game: 37.5%

Score by Periods 1st 2nd Total Attendance: 20,887
Cleveland State 22 11 33 Ties: 1
Louisville 26 19 45 Lead Changes: 0

Louisville 64, Ohio State 55
Dec. 2, 2014 -- Louisville, Ky. (KFC Yum! Center)
ACC-Big Ten Challenge

Louisville 64
Player min FG 3FG FT Reb Ast TO BL ST PF TP
Harrell f 34 5-8 0-2 3-8 10 2 3 1 2 4 13
Blackshear f 38 6-13 4-8 6-7 6 0 0 0 3 1 22
Onuaku c 10 1-1 0-0 0-2 4 0 1 1 1 3 2
Rozier g 35 3-11 2-7 3-4 7 7 5 1 3 2 11
Jones g 33 3-15 3-10 1-2 5 3 4 0 1 4 10
Gill 4 0-0 0-0 0-0 0 0 0 0 0 0 0
Snider 11 1-3 1-2 0-0 2 1 0 0 0 1 3
Johnson 6 0-0 0-0 0-1 1 0 0 0 1 1 0
Mathiang 5 0-1 0-0 0-0 3 1 2 0 0 2 0
Mahmoud 24 0-2 0-0 3-4 7 1 1 2 0 3 3
Team 1
Totals 200 19-54 10-29 16-28 46 15 16 5 11 21 64
Total FG% 1st H: 12-34 35.3% 2nd H: 7-20 35.0% Game: 35.2%
3-Pt. FG% 1st H: 6-17 35.3% 2nd H: 4-12 33.3% Game: 34.5%
F Throw % 1st H: 5- 7 71.4% 2nd H: 11-21 52.4% Game: 57.1%

Ohio State 55
Player min FG 3FG FT Reb Ast TO BL ST PF TP
Loving f 26 4-7 2-3 3-4 6 0 1 0 1 5 13
Thompson f 40 1-5 1-4 4-10 7 0 1 1 1 3 7
Williams c 22 2-3 0-0 2-4 5 0 1 2 2 3 6
Russell g 31 6-20 0-6 5-6 6 7 4 0 2 4 17
Scott g 22 1-7 1-2 0-0 3 0 5 0 3 1 3
Tate 23 1-6 0-0 0-0 7 0 1 1 1 4 2
Williams 17 2-5 2-3 1-1 1 0 0 0 0 1 7
Lee 10 0-3 0-0 0-0 4 0 0 0 0 2 0
Bates-Diop 1 0-0 0-0 0-0 0 0 0 0 0 0 0
McDonald 8 0-0 0-0 0-0 0 0 1 0 0 0 0
Team 2
Totals 200 17-56 6-18 15-25 41 7 14 4 10 23 55
Total FG% 1st H: 6-26 23.1% 2nd H: 11-30 36.7% Game: 30.4%
3-Pt. FG% 1st H: 2- 8 25.0% 2nd H: 4-10 40.0% Game: 33.3%
F Throw % 1st H: 4- 8 50.0% 2nd H: 11-17 64.7% Game: 60.0%

Score by Periods 1st 2nd Total Attendance: 22,784
Ohio State 18 37 55 Ties: 1
Louisville 35 29 64 Lead Changes: 0

Louisville 82, FIU 57
Dec. 5, 2014 -- Louisville, Ky. (KFC Yum! Center)

Louisville 82
Player min FG 3FG FT Reb Ast TO BL ST PF TP
Harrell f 33 6-9 0-1 1-3 12 3 5 2 1 2 13
Blackshear f 29 5-13 2-8 0-0 6 2 1 0 4 1 12
Onuaku c 23 3-3 0-0 1-1 3 5 2 3 1 1 7
Jones g 27 3-6 2-4 3-4 1 3 3 0 3 1 11
Levitich g 8 0-1 0-0 0-0 0 1 1 0 0 0 0
Rozier 22 4-7 1-2 3-4 4 2 1 1 2 2 12
Gill 18 6-10 3-5 0-0 2 2 3 1 0 4 15
Snider 13 2-2 0-0 2-3 0 2 1 0 2 1 6
Stockman 7 0-1 0-0 0-0 3 0 2 2 1 3 0
Johnson 9 3-4 0-0 0-0 2 0 0 0 0 2 6
Mahmoud 8 0-0 0-0 0-0 0 1 0 0 0 3 0
Agau 5 0-0 0-0 0-0 1 0 0 0 0 0 0
Team 0 1
Totals 200 32-56 8-20 10-15 34 21 20 9 14 20 82
Total FG% 1st H: 13-25 52.0% 2nd H: 19-31 61.3% Game: 57.1%
3-Pt. FG% 1st H: 4-11 36.4% 2nd H: 4- 9 44.4% Game: 40.0%
F Throw % 1st H: 6- 9 66.7% 2nd H: 4- 6 66.7% Game: 66.7%

FIU 57
Player min FG 3FG FT Reb Ast TO BL ST PF TP
Dennis f 16 0-3 0-1 0-0 3 0 0 0 1 2 0
Diaz c 31 1-4 0-0 0-2 5 0 2 0 3 2 2
Desir g 27 3-7 1-1 0-0 4 7 9 0 2 2 7
Williams g 32 2-5 0-2 4-5 4 0 2 0 2 3 8
Mavin g 31 7-16 0-2 1-2 3 1 3 0 1 0 15
Boswell 13 2-5 0-1 3-4 0 0 1 1 0 1 7
Rodriguez 16 0-4 0-2 1-2 2 3 0 0 1 0 1
Porcher Jimenez16 4-6 4-6 1-1 2 0 2 0 0 1 13
Draper 12 1-3 0-0 2-2 3 0 5 0 2 0 4
Phillip 2 0-0 0-0 0-0 0 0 0 0 0 1 0
Gulley 4 0-1 0-0 0-0 0 0 0 0 0 2 0
Team 7
Totals 200 20-54 5-15 12-18 33 11 25 1 12 14 57
Total FG% 1st H: 10-30 33.3% 2nd H: 10-24 41.7% Game: 37.0%
3-Pt. FG% 1st H: 1- 4 25.0% 2nd H: 4-11 36.4% Game: 33.3%
F Throw % 1st H: 2- 6 33.3% 2nd H: 10-12 83.3% Game: 66.7%

Score by Periods 1st 2nd Total Attendance: 20,541
FIU 23 34 57 Ties: 1
Louisville 36 46 82 Lead Changes: 1

Louisville 94, Indiana 74
Dec. 9, 2014 -- New York, NY (Madison Square Garden)
Jimmy V Classic

Louisville 94
Player min FG 3FG FT Reb Ast TO BL ST PF TP
Harrell f 34 10-13 0-1 1-4 11 1 3 1 2 3 21
Blackshear f 36 5-16 1-9 3-3 7 5 0 3 1 2 14
Onuaku c 9 0-2 0-0 0-0 4 1 1 0 0 1 0
Rozier g 37 8-17 5-8 5-8 6 1 1 0 1 1 26
Jones g 33 8-17 2-4 6-8 9 5 3 0 3 3 24
Gill 12 0-4 0-1 0-0 2 0 0 0 0 3 1 0
Snider 2 0-0 0-0 0-0 0 0 0 0 0 1 0
Johnson 6 0-2 0-0 1-2 3 0 1 0 0 1 1
Mathiang 17 3-5 0-0 0-1 3 0 1 4 0 1 6
Mahmoud 13 1-3 0-0 0-1 3 2 2 0 0 2 2
Levitich 1 0-0 0-0 0-0 0 0 0 0 0 0 0
Team 4
Totals 200 35-79 8-23 16-27 52 15 12 8 10 16 94
Total FG% 1st H: 20-48 41.7% 2nd H: 15-31 48.4% Game: 44.3%
3-Pt. FG% 1st H: 4-14 28.6% 2nd H: 4- 9 44.4% Game: 34.8%
F Throw % 1st H: 2- 7 28.6% 2nd H: 14-20 70.0% Game: 59.3%

Indiana 74
Player min FG 3FG FT Reb Ast TO BL ST PF TP
Blackmon, Jr.f 29 8-19 1-8 1-2 4 3 3 0 2 3 18
Williams f 24 3-8 0-0 4-4 1 3 3 0 1 2 10
Mosquera-Perea c 20 5-6 0-0 0-0 4 0 1 1 0 4 10
Johnson g 25 2-6 1-2 0-2 2 2 3 0 1 3 5
Ferrell g 35 4-10 2-4 3-4 7 5 2 0 1 1 13
Zeisloft 15 3-5 3-5 0-0 2 0 0 0 1 2 9
Hoetzel 8 1-1 1-1 0-1 3 0 0 1 0 2 3
Burton 1 0-0 0-0 0-0 0 0 0 0 0 0 0
Robinson 9 1-3 0-0 0-1 2 0 5 0 0 1 2
Ritchie 1 0-0 0-0 0-0 0 0 0 0 0 0 0
Holt 14 2-3 0-0 0-0 3 0 0 1 0 1 4
Hartman 16 0-0 0-0 0-0 2 1 2 0 0 1 0
Priller 1 0-0 0-0 0-0 0 0 0 0 0 0 0
April 2 0-0 0-0 0-0 0 0 0 0 0 0 0
Team 4
Totals 200 29-61 8-20 8-14 34 14 19 3 6 19 74
Total FG% 1st H: 16-29 55.2% 2nd H: 13-32 40.6% Game: 47.5%
3-Pt. FG% 1st H: 7-10 70.0% 2nd H: 1-10 10.0% Game: 40.0%
F Throw % 1st H: 2- 5 40.0% 2nd H: 6- 9 66.7% Game: 57.1%

Score by Periods 1st 2nd Total Attendance: 11,617
Indiana 41 33 74 Ties: 5
Louisville 46 48 94 Lead Changes: 3

Louisville 68, UNC Wilmington 57
Dec. 14, 2014 -- KFC YUM! CENTER
Billy Minardi Classic

Louisville 68
Player min FG 3FG FT Reb Ast TO BL ST PF TP
Harrell 38 9-17 0-1 1-2 17 1 3 2 2 3 19
Blackshear 37 4-10 1-4 2-2 8 2 2 1 1 3 11
Mathiang 27 0-2 0-0 0-0 7 1 2 2 0 0 0
Rozier 35 8-17 0-4 2-4 4 0 2 0 3 1 19
Jones 28 3-11 0-2 4-4 4 2 2 0 3 3 10
Gill 3 0-1 0-1 0-0 0 0 1 0 0 0 0
Snider 18 2-3 0-1 3-4 4 1 3 0 0 1 7
Johnson 2 0-0 0-0 0-0 0 0 0 0 0 0 0
Onuaku 12 1-4 0-0 0-0 1 0 1 2 1 1 2
Team 0
Totals 200 27-65 1-13 13-16 44 7 16 7 10 12 68
Total FG% 1st H: 12-33 36.4% 2nd H: 15-32 46.9% Game: 41.5%
3-Pt. FG% 1st H: 1- 8 12.5% 2nd H: 0- 5 0.0% Game: 7.7%
F Throw % 1st H: 7- 9 77.8% 2nd H: 6- 7 85.7% Game: 81.3%

UNCW 57
Player min FG 3FG FT Reb Ast TO BL ST PF TP
Ogbodo 18 3-4 0-0 0-0 6 0 1 0 0 3 6
Williams 31 3-5 0-0 0-0 8 0 1 2 1 3 6
Ponder 24 2-8 1-2 0-0 4 1 1 0 0 3 5
Jackson 37 6-14 1-4 3-4 7 1 3 1 1 2 16
Spruill 27 2-10 0-1 0-2 6 2 3 0 2 4 4
Talley 26 6-14 1-1 0-0 1 3 4 1 0 2 13
Pugh 5 0-1 0-0 1-2 0 1 2 0 1 0 1
Sherwood 25 2-6 2-5 0-0 2 0 3 0 1 3 6
Gettys 7 0-0 0-0 0-0 0 0 0 0 0 1 0
Team 1
Totals 200 24-62 5-13 4-8 35 8 18 4 6 21 57
Total FG% 1st H: 10-30 33.3% 2nd H: 14-32 43.8% Game: 38.7%
3-Pt. FG% 1st H: 3- 8 37.5% 2nd H: 2- 5 40.0% Game: 38.5%
F Throw % 1st H: 1- 2 50.0% 2nd H: 3- 6 50.0% Game: 50.0%

Score by Periods 1st 2nd Total Attendance: 20,913
UNC Wilmington 24 33 57 Ties: 3
Louisville 32 36 68 Lead Changes: 5

Louisville 76, Western Kentucky 67
Dec. 20, 2014 -- Bowling Green, Ky. (Diddle Arena)

Louisville 76
Player min FG 3FG FT Reb Ast TO BL ST PF TP
Harrell f 17 5-10 1-4 3-3 6 2 0 1 0 1 14
Blackshear f 27 1-7 0-4 3-4 5 3 0 1 2 2 5
Onuaku c 17 2-3 0-0 0-0 6 0 2 3 0 3 4
Rozier g 38 9-16 3-6 11-13 5 0 4 0 3 0 32
Jones g 27 2-7 1-4 5-6 2 2 3 0 1 4 10
Gill 14 1-3 1-3 2-2 2 2 0 1 1 1 5
Snider 15 0-3 0-1 0-0 2 1 0 0 0 2 0
Mathiang 15 0-1 0-0 0-0 1 0 0 0 0 3 0
Mahmoud 23 2-3 0-0 2-2 5 1 2 3 0 3 6
Team 3
Totals 200 22-53 6-22 26-30 37 11 12 9 7 19 76
Total FG% 1st H: 11-31 35.5% 2nd H: 11-22 50.0% Game: 41.5%
3-Pt. FG% 1st H: 1-12 8.3% 2nd H: 5-10 50.0% Game: 27.3%
F Throw % 1st H: 6- 8 75.0% 2nd H: 20-22 90.9% Game: 86.7%

Western Kentucky 67
Player min FG 3FG FT Reb Ast TO BL ST PF TP
Rostov f 20 1-1 0-0 1-1 1 1 0 0 0 2 3
Fant f 27 2-10 0-0 3-6 7 2 1 0 1 4 7
Jackson g 29 2-4 0-0 2-4 5 5 3 0 3 3 6
Harrison-Docks32 3-9 3-6 0-0 3 2 3 0 0 4 9
Price g 35 7-19 3-11 7-10 7 1 3 0 1 3 24
Clayton 22 4-5 4-4 2-2 4 0 3 0 0 2 14
Price 6 0-1 0-1 0-0 0 1 0 0 0 1 0
Lawson 6 0-0 0-0 0-0 0 0 1 0 0 2 0
Patterson 4 0-2 0-1 0-0 2 1 0 0 0 1 0
Johnson 18 205 0-0 0-2 6 2 0 1 0 2 4
Marberry 1 0-0 0-0 0-0 0 0 0 0 0 0 0
Team 0 1
Totals 200 21-56 10-23 15-25 35 15 15 1 5 24 67
Total FG% 1st H: 8-30 26.7% 2nd H: 13-26 50.0% Game: 37.5%
3-Pt. FG% 1st H: 4-13 30.8% 2nd H: 6-10 60.0% Game: 43.5%
F Throw % 1st H: 4- 6 66.7% 2nd H: 11-19 57.9% Game: 60.0%

Score by Periods 1st 2nd Total Attendance: 7,598
Western Kentucky 24 43 67 Ties: 3
Louisville 29 47 76 Lead Changes: 3

2014-15 Box Scores

Louisville 80, Cal State Northridge 55
Dec. 23, 2014 -- KFC YUM! CENTER

Louisville 80													
Player	min	FG	3FG	FT	Reb	Ast	TO	BL	ST	PF	TP		
Mathiang	f 30	2-5	0-0	2-3	6	2	1	4	3	4	6		
Blackshear	f 37	11-17	6-11	3-6	6	2	1	0	4	3	31		
Onuaku	c 13	1-1	0-0	0-0	4	1	2	2	0	1	2		
Rozier	g 27	5-9	1-3	5-5	6	5	3	0	1	3	16		
Jones	g 26	3-10	1-5	2-2	1	1	2	1	2	2	9		
Gill	10	0-4	0-3	0-0	1	3	0	0	1	0	0		
Snider	6	1-4	0-1	1-1	1	2	0	0	0	0	3		
Johnson	6	0-1	0-0	0-0	1	0	2	1	1	1	0		
Mahmoud	25	1-1	0-0	2-2	7	0	2	3	1	3	4		
Gilbert	1	0-1	0-0	0-0	0	0	0	0	0	0	0		
Aaron	5	0-0	0-0	0-0	2	1	1	0	0	0	0		
Levitich	14	3-4	3-4	0-0	1	1	0	0	1	1	9		
Team					0								
Totals	200	27-57	11-27	15-19	36	18	14	11	14	18	80		
Total FG%	1st H:	14-29	48.3%	2nd H:	13-28	46.4%	Game:	47.4%					
3-Pt. FG%	1st H:	6-15	40.0%	2nd H:	5-12	41.7%	Game:	40.7%					
F Throw %	1st H:	2- 3	66.7%	2nd H:	13-16	81.3%	Game:	78.9%					

Cal State Northridge 55													
Player	min	FG	3FG	FT	Reb	Ast	TO	BL	ST	PF	TP		
Hale-Edmerson	34	1-2	0-0	0-0	7	4	6	0	0	5	2		
Elliott	f 33	4-14	0-2	1-1	9	0	0	0	1	3	9		
Maxwell	f 36	7-14	0-0	6-7	11	2	2	0	2	1	20		
Drew	g 25	0-4	0-1	0-0	1	3	5	0	0	3	0		
Hicks	g 35	6-12	0-0	7-8	1	1	3	0	2	1	19		
Webb	14	1-5	0-0	0-0	2	0	3	0	0	3	2		
Cid	1	0-0	0-0	0-0	0	0	0	0	0	0	0		
Efferson	1	0-0	0-0	0-0	0	0	0	0	0	0	0		
Parks	21	0-6	0-0	3-4	4	1	1	1	1	3	3		
Team					1								
Totals	200	19-57	0-3	17-20	36	11	20	1	6	19	55		
Total FG%	1st H:	9-25	36.0%	2nd H:	10-32	31.3%	Game:	33.3%					
3-Pt. FG%	1st H:	0- 1	0.0%	2nd H:	0- 2	0.0%	Game:	0.0%					
F Throw %	1st H:	7- 9	77.8%	2nd H:	10-11	90.9%	Game:	85.0%					
Score by Periods	1st	2nd	Total	Attendance: 20,231									
CSUN	25	30	55	Ties: 0									
Louisville	36	44	80	Lead Changes: 0									

Specialty Stats Game-by-Game (UL/Opp)							
Opponent	Date	Paint	Off TO	2nd Chnc	Fast Brk	Bench	
Minnesota	11/14/14	22/30	18/13	7/12	10/8	13/19	
Jacksonville State	11/17/14	48/12	31/8	39/6	4/0	26/7	
Marshall	11/21/14	42/26	24/5	12/12	10/8	12/21	
Savannah State	11/24/14	40/14	22/6	17/6	12/2	29/13	
Cleveland State	11/26/14	18/18	9/11	9/1	2/8	0/2	
Ohio State	12/2/14	18/18	15/16	9/12	4/5	6/9	
FIU	12/5/14	44/26	32/16	9/7	16/12	30/25	
Indiana	12/9/14	48/38	19/15	25/11	4/15	9/18	
UNC Wilmington	12/14/14	46/26	13/10	17/15	8/2	9/20	
Western Kentucky	12/20/14	26/16	13/16	15/5	4/8	11/18	
Cal St. Northridge	12/23/14	28/28	21/13	7/10	6/10	16/5	

Team Extended Statistics


RECORD:	OVERALL	HOME	AWAY	NEUTRAL
ALL GAMES	11-0	8-0	1-0	2-0
CONFERENCE	0-0	0-0	0-0	0-0
NON-CONFERENCE	11-0	8-0	1-0	2-0

		Total					3-Point		F-Throw		Rebounds																
#	Player	gp-gs	min	avg	fg-fga	fg%	3fg-fga	3fg%	ft-fta	ft%	off	def	tot	avg	pf	dq	a	a/g	to	to/g	a/to	blk	blk/g	stl	stl/g	pts	avg
00	ROZIER, Terry	11-10	336	30.5	62-130	.477	14-41	.341	46-64	.719	17	44	61	5.5	16	0	25	2.27	26	2.36	0.96	3	0.27	23	2.09	184	16.7
24	HARRELL, Montrezl	10-10	323	32.3	64-105	.610	4-19	.211	35-59	.593	36	64	100	10.0	21	0	13	1.30	21	2.10	0.62	11	1.10	9	0.90	167	16.7
25	BLACKSHEAR, Wayne	11-11	350	31.8	49-121	.405	21-71	.296	32-43	.744	21	46	67	6.1	25	0	23	2.09	10	0.91	2.30	8	0.73	22	2.00	151	13.7
03	JONES, Chris	11-11	331	30.1	41-128	.320	16-52	.308	37-51	.725	17	28	45	4.1	33	1	34	3.09	27	2.45	1.26	1	0.09	25	2.27	135	12.3
32	ONUAKU, Chinanu	11-10	186	16.9	22-33	.667	0-0	.000	7-13	.538	26	38	64	5.8	25	1	10	0.91	19	1.73	0.53	26	2.36	10	0.91	51	4.6
01	GILL, Anton	11-0	134	12.2	15-46	.326	5-26	.192	5-12	.417	1	18	19	1.7	16	0	10	0.91	10	0.91	1.00	3	0.27	12	1.09	40	3.6
12	MATHIANG, Mangok	9-2	205	22.8	11-28	.393	0-0	.000	8-20	.400	25	26	51	5.7	14	0	6	0.67	9	1.00	0.67	15	1.67	6	0.67	30	3.3
02	SNIDER, Quentin	11-0	128	11.6	9-23	.391	2-10	.200	8-13	.615	2	13	15	1.4	10	0	11	1.00	7	0.64	1.57	0	0.00	4	0.36	28	2.5
23	LEVITCH, David	8-1	81	10.1	4-11	.364	4-9	.444	8-12	.667	1	2	3	0.4	8	0	3	0.38	4	0.50	0.75	0	0.00	4	0.50	20	2.5
14	MAHMOUD, Anas	9-0	112	12.4	5-10	.500	0-0	.000	7-10	.700	12	13	25	2.8	16	0	7	0.78	8	0.89	0.88	10	1.11	1	0.11	17	1.9
10	JOHNSON, Jaylen	8-0	48	6.0	6-13	.462	1-1	1.000	1-3	.333	5	8	13	1.6	10	0	0	0.00	4	0.50	0.00	1	0.13	3	0.38	14	1.8
15	GILBERT, Trent	4-0	16	4.0	2-6	.333	2-5	.400	0-0	.000	1	1	2	0.5	3	0	2	0.50	2	0.50	1.00	0	0.00	0	0.00	6	1.5
05	STOCKMAN, Matz	3-0	15	5.0	2-5	.400	0-0	.000	0-2	.000	2	6	8	2.7	4	0	1	0.33	2	0.67	0.50	2	0.67	2	0.67	4	1.3
04	AVARE, Dillon	3-0	19	6.3	1-4	.250	0-3	.000	1-2	.500	1	3	4	1.3	2	0	0	0.00	1	0.33	0.00	0	0.00	0	0.00	3	1.0
22	AGAU, Akoy	3-0	11	3.7	0-1	.000	0-1	.000	0-0	.000	0	1	1	0.3	0	0	0	0.00	1	0.33	0.00	0	0.00	0	0.00	0	0.0
21	AARON, Shaquan	1-0	5	5.0	0-0	.000	0-0	.000	0-0	.000	0	2	2	2.0	0	0	1	1.00	1	1.00	1.00	0	0.00	0	0.00	0	0.0
Total.....		11	2300		293-664	.441	69-238	.290	195-304	.641	175	318	493	44.8	203	2	146	13.27	154	14.00	0.95	80	7.27	121	11.00	850	77.3
Opponents.....		11	2300		212-617	.344	54-195	.277	120-202	.594	130	260	390	35.5	250	-	115	10.45	209	19.00	0.55	21	1.91	78	7.09	598	54.4


2014-15 Louisville Photo Roster



0 Terry Rozier
G 6-1 190 So.
Youngstown, Ohio
(Hargrave Mil. Acad.)



1 Anton Gill
G 6-3 190 So.
Raleigh, N.C.
(Hargrave Mil. Acad.)



2 Quentin Snider
G 6-2 180 Fr.
Louisville, Ky.
(Ballard HS)



3 Chris Jones
G 5-10 175 Sr.
Memphis, Tenn.
(NW Florida St. Coll.)



4 Dillon Avare
G 6-0 150 Fr.
Lexington, Ky.
(Lex. Catholic HS)




5 Matz Stockman
F/C 7-0 240 Fr.
Oslo, Norway
(Canarias Bb. Acad.)



10 Jaylen Johnson
F 6-9 215 Fr.
Ypsilanti, Mich.
(Ypsilanti HS)




12 Mangok Mathiang
F/C 6-10 220 So.
Melbourne, Australia
(IMG Academy/Fla.)



14 Anas Mahmoud
F 7-0 200 Fr.
Cairo, Egypt
(West Oaks Acad.)



15 Trent Gilbert
G 5-10 180 Fr.
Georgetown, Ky.
(Scott County HS)




21 Shaquan Aaron
F 6-7 170 Fr.
Seattle, Wash.
(Ranier Beach HS)



23 David Levitch
G 6-3 180 So.
Goshen, Ky.
(North Oldham HS)



24 Montrezl Harrell
F 6-8 240 Jr.
Tarboro, N.C.
(Hargrave Mil. Acad.)



20 Wayne Blackshear
G/F 6-5 215 Sr.
Chicago, Ill.
(Morgan Park HS)



32 Chinanu Onuaku
F/C 6-10 230 Fr.
Lanham, Md.
(Riverdale Baptist HS)

Pronunciations

Shaquan (shuh-KWAN),
Avare (A-var)
Montrezl Harrell (mon-
TREZ, silent "L", HAIR-uhl)
Levitch (LEV-itch)
Anas Mahmoud (AH-nuss
mah-MOOD)
Mangok Mathiang (Mango
silent "K" MATH-ee-ang)
Chinanu Onuaku (Chih-
NAH-noo On-ooh-AH-koo),
Rozier (row-ZEER)
Matz (Motts)

On The Bench



Rick Pitino
Head Coach



Wyking Jones
Assistant Coach



Mike Balado
Assistant Coach



Kenny Johnson
Assistant Coach



David Padgett
Dir. Basketball Oper.