



FIVE STRAIGHT NCAA TOURNAMENTS **FIVE STRAIGHT 25-PLUS WIN SEASONS**
FOUR SWEET 16 AND THREE ELITE EIGHT APPEARANCES IN THE LAST FIVE SEASONS

2014-15 SCHEDULE

11/6	PIKEVILLE (EXH)	SECN+ W, 141-63
11/14	APPALACHIAN STATE	SECN+ W, 111-74
11/17	#8/9 BAYLOR (Pack the House) !	ESPN2 ^ W, 74-54
11/19	MOREHEAD (Terry Hall Memorial)	SECN+ W, 91-62
11/22	at Central Michigan	ESPN3 W, 71-68
11/27	vs. Illinois Paradisejam.com	L, 71-77
11/28	vs. Oklahoma Paradisejam.com	OT W, 92-88
11/29	vs. South Florida Paradisejam.com	W, 61-57
12/3	NORTHERN KENTUCKY	SECN+ W, 82-64
12/7	at #7/7 Louisville	ESPN3 W, 77-68
12/12	MTSU	SEC Network ^ W, 78-62
12/14	BELMONT	SEC Network ^ W, 71-55
12/21	at #13/13 Duke	ESPN2 ^ L, 68-89
12/28	TENNESSEE STATE	SECN+ W, 87-75
1/2	at Alabama*	SECN+ W, 78-66
1/4	OLE MISS	SEC Network ^ W, 64-58
1/8	AUBURN	SECN+ W, 78-57
1/11	at #1/1 South Carolina	ESPN2 ^ L, 60-68
1/15	FLORIDA	SEC Network ^ W, 62-56
1/18	at LSU	ESPN ^ 2 p.m.
1/25	at Missouri	SEC Network ^ 4 p.m.
1/29	TENNESSEE	SEC Network ^ 7 p.m.
2/1	GEORGIA (Alumni Day)	SEC Network ^ 1 p.m.
2/8	at Vanderbilt	SEC Network ^ 1 p.m.
2/12	MISSISSIPPI STATE	SEC Network ^ 7 p.m.
2/15	at Tennessee	ESPN2 ^ 3 p.m.
2/19	TEXAS A&M (Play4Kay)	SECN+ 7 p.m.
2/23	at Ole Miss	SEC Network ^ 7 p.m.
2/26	at Arkansas	SECN+ 8 p.m.
3/1	SOUTH CAROLINA (Senior Day)	ESPN2/2 ^ 2/5 p.m.
3/4-8	SEC Tournament (N2)	SEC Network/ESPN/ESPN

SECN+ (SEC Network +) - Games are available only on WatchESPN via computers, smartphones and tablets

^ - Denotes games included in the ESPN package (ESPN, ESPN2, ESPN3) and the SEC Network will be available through WatchESPN, accessible online at WatchESPN.com, on smartphones and tablets via the WatchESPN app, and streamed on televisions through Amazon Fire TV, Apple TV, Chromecast, Roku, Xbox 360 or Xbox One to fans who receive their video subscription from an affiliated provider.

- Games listed as "ESPN2/2" are considered net flex and will be determined 7-10 days out.
- All game times are EASTERN STANDARD TIME
- All home games will be played in Memorial Coliseum except for Nov. 17 vs. Baylor

FOLLOW #UKHOOPS

INTERNET - ESPN3

Play-by-play Roy Philpott
 Color Analyst Brooke Weisbrod

RADIO - UK SPORTS NETWORK

Play-by-Play Neil Price

LIVE STREAM - ESPN3 / WatchESPN

LIVE GAME STATS ON YOUR LAPTOP!

Just open a web browser to -
 kentucky.statbroadcast.com (home games only)

TICKETS

Tickets are available on www.lsusports.net

No. 10/11 Kentucky Wildcats (15-3, 4-1 SEC) vs. LSU Tigers (9-8, 3-2 SEC)

Jan. 18, 2015 • UK Radio Network • ESPN3 • WatchESPN

Baton Rouge, La. • Pete Maravich Assembly Center (13,215)

UK Media Relations • (859) 257-3838 • (859) 608-5019 (cell) • www.UKathletics.com

Women's Basketball Contacts: Susan Lax (slax0@uky.edu) and Chris Shoals (christopher.shoals@uky.edu)

UK HOOPS LOOKS FOR FIRST WIN IN BATON ROUGE SINCE 2010

No. 10/11 Kentucky travels to Baton Rouge, La. on Sunday, looking to snap a two-game losing skid on the road to LSU and chart their first win in the Pete Maravich Assembly Center since 2010.

The Wildcats, one of just three teams with one loss in league play, is coming off a 62-56 win over Florida at home on Thursday. In their first game since losing starting point guard Janee Thompson to a season-ending injury, the Cats struggled to find their groove offensively. UK shot just .397 percent from the field, including .136 from beyond the arc but its defensive prowess once again saved the day. The Cats forced the Gators into 27 turnovers on 13 steals which resulted in 21 points. The sophomore guard duo of Makalya Epps and Linnae Harper led the way as Epps netted a game-high 20 points to go along with five rebounds, four assists and three steals, while Harper added 14 points, a game-high nine rebounds and a career-high six steals.

Another highlight of the game was the return of seniors Bria Goss and Jelliah Sidney. After missing six straight games with a broken left thumb, Goss returned to the starting lineup on Thursday, charting two points, two rebounds and two steals in 23 minutes. Sidney, who had missed 13 straight games with soreness in both knees, saw just five minutes of action but grabbed two crucial rebounds and a steal in the back-and-forth battle.

Senior guard Jennifer O'Neill is the team's leading scorer off the bench again this season with 14.4 points per game, while Epps and Harper follow with 13.2 and 10.9 ppg, respectively.

Despite standing at just 5-foot-8, Harper is the team's leading rebounder with 6.8 boards per game. She has pulled down a team-high 56 offensive boards and is the only player under 5-9 to rank in the top 14 of the SEC rebounding statistics. In SEC games only, Harper also leads the league in steals with 3.2 per game. Senior center Azia Bishop, who ranks second on the team in rebounding with 6.4 rpg, has swatted a team-high 32 blocks and currently ranks second in the SEC in blocks per game (1.8).

GAME CENTER

@UKHOOPCATS

Overall Record: 15-3, 4-1 SEC
Home Record: 10-0 (9-0 in Memorial, 1-0 in Rupp Arena)
Away Record: 3-2 **Neutral Record:** 2-1
RPI/SOS: No. 3 / No. 5
Ranking: No. 10 AP / 11 USA Today Coaches' Poll
Last game: W, 62-56, Florida (H)
Coach: Matthew Mitchell (Miss. State, '95)
Overall: 215-103 (.676) (10th season)
 at UK: 185-74 (.714) (Eighth season)
 SEC: 75-38 (.663)
Mitchell vs. LSU: 5-7
UK vs. LSU: UK trails 12-31, 3-13 in Baton Rouge

@LSUwbkb

Overall Record: 9-8, 3-2 SEC
Home Record: 5-4 **Away Record:** 3-3
Neutral Record: 1-1
RPI/SOS: No. 96 / No. 48
Ranking: n/a
Last game: W, 71-69, 2 OT Mississippi State (A)
Coach: Nikki Caldwell (Tennessee, '94)
Overall: 147-70 (.677) (Seventh season) ®
 at LSU: 75-44 (.630) (Fourth season)
 SEC: 30-23 (.566)
Caldwell vs. UK: 3-2

QUICK NOTES

- UK is 75-38 in SEC games under Matthew Mitchell, including 31-25 on the road.
- This marks the 44th meeting between Kentucky and LSU. The Lady Tigers lead the all-time series 31-12, including 13-3 when the game is played in Baton Rouge.
- The last five regular-season matchups have been decided by the home team. UK has lost two straight in Baton Rouge, the last win coming on Jan. 28, 2010 (71-62).
- Seven of the last 10 meetings with LSU have been decided by 10 points or less. UK went 4-3 in those games.
- UK has forced at least 21 turnovers in all but two games this season (vs. USF and USC). UK currently ranks 10th nationally and second in the SEC (all games) in turnover margin (+7.2). In league games only, UK leads the SEC with a +9.4 turnover margin.
- UK ranks third nationally in free-throw attempts with 520. That averages to 30.5 attempts per game.
- Three of UK's last four games have been decided by eight points or less. The Cats went 2-1.
- UK is No. 10 in the AP poll and No. 11 the USA Today Coaches' Poll. UK has been ranked in the national polls for 94 consecutive weeks. UK is one of three programs (the others are Louisville and Texas) to currently have both its men's and women's basketball teams ranked in top 10 of the AP poll.



@UKHoopCats



UKHOOPS



@UKHoopCats

BY THE BIG BLUE NUMBERS

22,075	Season-high attendance vs. Baylor, 2nd highest in school history
1,219	Number of total career points for Jennifer O'Neill
1,142	Number of total career points for Bria Goss
727	Number of wins in UK Hoops history
215	Career wins for Matthew Mitchell
185	Wins at UK for Matthew Mitchell
94	Consecutive weeks in the AP poll
10	Consecutive years UK has participated in postseason play
7	Number of McDonald's All-Americans on the 2014-15 roster
5	Consecutive NCAA Tournament appearances
4	Azia Bishop's ranking on UK's all-time blocks list (132)

-More Quick Notes-

- UK is No. 3 in the current RPI poll. UK is the only school in the nation with both its men's and women's basketball team in the top 10 of the RPI. The UK men are No. 1.
- UK's schedule currently ranks as the nation's fifth-toughest. The Cats are 2-2 vs. ranked teams this season with wins over No. 8/9 Baylor and No. 7/7 Louisville and losses at No. 13/13 Duke and top-ranked South Carolina. The Cats are set to face five other teams currently ranked in the Top 25 AP poll, including No. 1 South Carolina again and No. 7/9 Tennessee twice.
- UK has used six different starting lineups this season.
- Senior center Azia Bishop ranks second in the SEC in blocks per game (1.8) and has 132 in her career which ranks fourth on the all-time list. She needs 24 more to move up to No. 3 with Valerie Still (156 from 1979-83).
- Two Wildcats are members of UK's elite 1,000-point club. Senior Jennifer O'Neill has 1,219 career points, for No. 16 on the all-time scoring list, while senior Bria Goss has scored 1,142 career points for No. 23.
- UK is 33-0 in under Matthew Mitchell, including 3-0 this season when scoring 90 or more points.
- Kentucky's 367-game streak with a 3-pointer came to an end vs. Illinois (0-of-6) on Nov. 27, 2014. The last time the Wildcats went without a trey was Nov. 29, 2003 against San Francisco. The current streak is now 13.
- UK ranks in the top five of four statistical categories in the SEC. The Cats are third in scoring offense (76.4), fourth in blocked shots (4.3), second in turnover margin (+7.2) and third in offensive rebounds (17.3).
- The Wildcats earned a 3.335 grade-point average in the 2014 fall semester, the highest mark in the Matthew Mitchell era and the third straight semester with a 3.0 GPA or better. Overall, 10 of UK's 12 players had a 3.0 GPA or better, including two Wildcats, freshman Alyssa Rice and senior Jelléah Sidney who earned a perfect 4.0.
- After 22,075 fans, the second-highest in school history, attended UK's "Pack the House" game vs. Baylor in Rupp Arena on Nov. 17, UK currently ranks seventh nationally in average attendance with 6,932 fans per game. UK Hoops has ranked in the top 25 nationally in average attendance 11 straight years.
- Head coach Matthew Mitchell is UK's all-time winningest coach with a 185-74 (.714) record in eight seasons at Kentucky.
- Since 2009-10, the Wildcats have charted a 152-42 (.783) record, including an impressive 87-7 mark at home, won an average of 27.4 games per season, advanced to a school-record five straight NCAA Tournaments, including four Sweet 16s and three Elite Eights, won the SEC regular-season championship, played in four SEC Tournament championship games and defeated 26 ranked teams, including 12 in the top 10.
- Kentucky is just one of 10 schools in the country to chart 25-plus wins in five straight seasons, joining Duke, Baylor, UConn, Gonzaga, James Madison, Marist, Notre Dame, Stanford and Tennessee.
- A school-record tying seven high school All-Americans are on this year's squad (Makayla Epps, Bria Goss, Linnae Harper, Jennifer O'Neill, Janee Thompson, Alyssa Rice and Alexis Jennings).
- UK inked its sixth straight top-20 recruiting class with the signing of Batouly Camara, Maci Morris, Taylor Murray and Morgan Rich.
- Rupp Arena and UK have been selected to host the NCAA Regionals in 2016, 2017 and 2018. It marks the first NCAA championship event for women's basketball in Rupp Arena since the Final Four in 1986.

2014-15 SEC STANDINGS

Team	SEC	Pct.	All	Pct.
South Carolina	5-0	1.000	17-0	1.000
Tennessee	5-0	1.000	15-2	.882
Kentucky	4-1	.800	15-3	.833
Ole Miss	4-1	.800	14-4	.778
Texas A&M	3-1	.750	14-3	.823
Mississippi State	3-2	.600	18-2	.900
Georgia	3-2	.600	15-3	.833
LSU	3-2	.600	9-8	.529
Vanderbilt	1-3	.250	9-7	.562
Missouri	1-4	.200	11-7	.611
Florida	1-4	.200	9-9	.500
Arkansas	0-4	.000	10-6	.625
Alabama	0-4	.000	11-8	.578
Auburn	0-5	.000	9-9	.500

QUICK FACTS

Location: Lexington, Ky.
 Founded: 1865
 Enrollment: 29,928
 Nickname: Wildcats
 Colors: Blue (PMS 286) and White
 Conference: Southeastern (Eastern Division)
 Arena: Memorial Coliseum (8,000)
 President: Dr. Eli Capilouto
 Athletics Director: Mitch Barnhart
 Faculty Representative: Dr. Joseph L. Fink III

COACHING STAFF

Head Coach: Matthew Mitchell
 Assistant Coaches:
 Adeniyi Amadou, Tamika Williams

MEDIA RELATIONS

Assoc. Media Relations Dir./WBB Contact

Susan Lax
 859-608-5019 - cell
 slax0@uky.edu
 Twitter: slax0

Media Relations Assistant (No. 2 WBB Contact)

Chris Shoals
 513-312-2489 - cell
 christopher.shoals@uky.edu
 Twitter: @ukchris7

WHO'S UP NEXT?



Missouri
 Mizzou Arena
 (15,061)
 Jan. 25, 2015
 4 p.m. ET
 SEC Network
 WatchESPN
 UK Radio Network (Radio)
 Tickets available on www.mutigers.com

COMPARISON VS. LSU

Coach	Matthew Mitchell / Nikki Caldwell	
Overall Record	215-103 (10th) / 147-70 (7th)	
Record at School	185-74 (8th) / 75-44 (4th)	
Top Scorer	O'Neill (14.4) / Harden (11.9)	
Top Rebounder	Harper (6.8) / Moncrief (6.9)	
Top FG%	Bishop (.583) / Amichia (.511)	
Top 3FG%	KGR (.341) / Deemer (.408)	
Top FT%	Jennings (.736) / Hill (.905)	
Min. Per Game	Epps (30.8) / Moncrief (28.5)	

	UK	LSU
2014-15 Record	15-3	9-8
Conference Record	4-1	3-2
Points Per Game	78.4	63.0
Points Allowed	97.1	58.4
Scoring Margin	+9.3	+4.6
FG Percentage	.400	.404
Opp. FG	.406	.380
3FG Percentage	.269	.345
Opp. 3FG%	.284	.301
FT Percentage	.635	.643
Opp. FT%	.672	.667
Rebounds	41.3	39.6
Opp. Rebounds	40.9	36.2
Rebound Margin	+0.4	+3.4
Assists	11.9	10.9
Opp. Assists	11.3	11.1
Turnovers	16.8	19.7
Opp. Turnovers	23.9	21.7
TO Margin	+7.2	+2.0
Steals	10.7	11.6
Opp. Steals	6.8	10.5
Blocks	4.3	2.5
Opp. Blocks	5.1	3.1

KENTUCKY VS. THE SEC

All-time SEC Record: 172-226 (.432) (regular-season games only, 1983-current)		
SEC Championships: 2: 1982, 2012		
SEC Tournament Championships: 1: 1982		
Overall (includes postseason):	Mitchell Era:	
Alabama:	25-17	8-2
Arkansas:	18-13	8-1
Auburn:	19-25	9-2
Florida:	27-24	9-3
Georgia:	14-36	5-7
LSU:	12-31	5-7
Mississippi:	16-20	7-1
Mississippi State:	23-	8-1
Missouri:	3-1	2-0
South Carolina:	32-22	9-7
Tennessee:	10-50	4-9
Texas A&M:	3-1	3-1
Vanderbilt:	20-27	8-3

INJURY UPDATE

- Junior Ivana Jacobcova is out indefinitely with a right fibula stress fracture. She has not seen action this season.
- Junior Janee Thompson is out for the season with a broken left fibula.

SCOUTING LSU

- LSU enters Sunday's game at 9-8 overall, 3-2 in conference play after upsetting No. 15 Mississippi State in double overtime on the road Thursday, 71-69.
- Three players are averaging in double digits led by senior guard DaShawn Harden with 11.9 ppg. Sophomore guard Raigyne Moncrief and junior guard Danielle Ballard, an All-SEC First-Team selection, follow with 10.8 and 10.7 ppg, respectively. Ballard returned to action against Vanderbilt on Jan. 8 after missing the first 14 games due to a violation of team rules. Since her return, the Lady Tigers are 2-1.
- LSU is 1-3 vs. ranked teams this season, falling to No. 22 Rutgers (64-57), No. 1 South Carolina (75-51), No. 9 Texas A&M (55-48) and defeating No. 15 Mississippi State (71-69, 2OT).

KENTUCKY VS. LSU

- LSU leads the all-time series with Kentucky 31-12, including a 13-3 advantage when the game is played in Baton Rouge.
- The past five regular-season matchups have been decided by the home team. UK won last year's game in Lexington, 63-56.
- UK has lost two straight in Baton Rouge, the last win coming on Jan. 28, 2010 (71-62).
- Seven of the last 10 meetings have been decided by 10 points or less. UK went 4-3 in those games.

LAST YEAR VS. LSU

After falling behind 6-0 to start the game vs. LSU last season in Memorial Coliseum, the Wildcats went on a 13-0 run over the next 7:43 and would never trail again. Kentucky held the Lady Tigers to just 23.1 percent shooting from the field in the first half, taking a 32-23 lead at halftime. UK went on to hold LSU to 56 points and 32.3 percent (20-of-62) shooting in the game, while hitting 8-of-11 from behind the arc.

Seven Wildcats scored at least six points, led by Bria Goss with 11 and Jennifer O'Neill with 10.

A UK WIN WOULD...

- Improve UK to 728-489 in 41 seasons of varsity play.
- Improve Matthew Mitchell's record to 216-103 overall and 186-74 in eight seasons at UK.
- Improve UK to 173-226 in SEC play, including 76-38 under Matthew Mitchell.
- Improve Matthew Mitchell's record to 6-7 vs. LSU.
- Give UK its second straight win over LSU, the first time its defeated the Lady Tigers in back-to-back games since winning three in a row from Jan. 28, 2010 until March 4, 2011.
- Snap a two-game losing skid in Baton Rouge and give UK its first win in the Pete Maravich Assembly Center since Jan. 28, 2010.

SERIES RECORD VS. LSU

LSU	12-31	
at Lexington: LSU leads 10-7		
at Baton Rouge: LSU leads 13-3		
at Neutral Sites: LSU leads 8-2		
Overall Streak: UK has won one		
Largest Margin of Victory: +18, UK 89 - LSU 71, 2/26/94 (H)		
Largest Margin of Defeat: -43, UK 39 - LSU 82, 1/16/03 (A)		
2/27/82	85-71	W(H)
3/3/84	81-91	L(N)
1/28/86	63-76	L(H)
3/1/86	66-77	L(N)
1/17/87	73-83	L(A)
2/23/88	74-88	L(H)
2/14/89	72-86	L(A)
1/11/90	79-89	LOT(H)
1/6/91	74-78	L(A)
3/2/91	76-96	L(N)
2/16/92	71-55	W(H)
2/13/93	72-65	W(A)
2/26/94	89-71	W(H)
2/25/95	63-49	W(A)
1/7/96	52-62	L(H)
1/5/97	63-73	L(A)
1/14/98	74-71	WOT(H)
1/14/99	59-67	L(A)
2/26/99	81-71	W(N)
1/20/2000	59-66	L(H)
1/18/01	64-87	L(A)
3/1/01	57-72	L(N)
1/24/02	59-75	L(H)
3/1/02	62-74	L(N)
1/16/03	39-82	L(A)
1/18/04	69-70	L(H)
2/17/05	58-81	L(A)
12/18/05	36-66	L(H)
3/4/06	52-79	L(N)
1/18/07	58-76	L(A)
1/27/08 !	46-72	L(H)
2/21/08	48-52	L(A)
3/8/08	49-66	L(N)
1/25/09	56-59	L(H)
2/22/09	56-57	L(A)
1/28/10	71-62	W(A)
2/13/11	49-47	W(H)
3/4/11	60-58	W(N)
2/5/12	51-61	L(A)
3/3/12	61-72	L(N)
1/27/13	73-60	W(H)
2/24/13	72-77	L(A)
2/2/14	63-56	W(H)

2014-15 HONORS

Jennifer O'Neill

- Preseason All-SEC First Team (Coaches)
- Paradise Jam Reef Division All-Tournament Team
- Naismith Trophy Watch List

Makayla Epps

- Paradise Jam Reef Division MVP

Bria Goss

- Preseason All-SEC Second Team (Coaches)
- Allstate WBCA Good Works Team nominee


Alexis Jennings

- SEC Freshman of the Week (Dec. 15)
- SEC Freshman of the Week (Dec. 29)

Janee Thompson

- SEC Player of the Week (Dec. 8)
- SEC Player of the Week (Jan. 5)

PROBABLE STARTERS QUICK NOTES




25

MAKAYLA EPPS

G 5-10 So. Lebanon, Ky. Major: Undergraduate Studies

- UK's second-leading scorer with 13.2 points per game (11th in the SEC) ... Leads team in assists (54) and is third in rebounds (4.8).
- Came off the bench in first 12 games ... Has started the last six ... Averages 12.6 ppg in SEC play (10th in the SEC).
- Leads the SEC in assist/turnover ratio at 3.0 (18/6) in league games.
- Moved to the starting point guard spot with the injury of Janee Thompson ... Is playing a team-high 30.8 minutes per game.
- Has attempted a team-high 96 free throws.
- Has scored in double digits in five of last six games, including an SEC-high 20 points vs. Florida on Thursday ... Marked her third 20-point performance of the season.
- One of seven high school All-Americans on the team ... 2013 Gatorade Player of the Year.




13

BRIANNA GOSS

G 5-10 Sr. Indianapolis, Ind. Major: Communications

- Averaging 6.9 ppg and 3.0 rpg ... Returned to action vs. Florida on Thursday after missing six games due to a broken left thumb.
- Has 1,142 career points for No. 23 on UK's all-time scoring list ... Needs 28 more to tie Jocelyn Mills (1,170 - 1989-93) at No. 22.
- Has started in 102 of 117 career games played, including 18 straight.
- Averaged 10.2 points and took a team-high 30 charges last season ... Has eight this season.
- Set a new UK single-season record for free throw percentage, hitting 90.1 percent last season (127-of-141).
- Traveled to Ethiopia in July of 2014 on a week-long service trip with UK Athletics and is a nominee for the prestigious Allstate WBCA Good Works Team ... Set to graduate in May of 2015.



15

LINNAE HARPER

G 5-8 So. Chicago, Ill. Major: Pre-Communications

- Leads the team in rebounding (6.8) and steals (40) ... Third on the team in scoring (10.9) in 25.3 minutes per game.
- Ranks 14th in the SEC in rebounding (all games) and 10th in SEC play ... Only player at 5-foot-8 or under to rank in the top 14.
- Recorded 14 points, nine rebounds and career-high six steals in UK's last game vs. Florida ... Currently leads the SEC in steals per game in league contests only (3.2).
- Earned a starting spot in the last seven games ... Has scored in double figures 12 times this season, including four of the last six.
- Has grabbed a team-high 56 offensive rebounds.
- UK's highest ranked recruit at No. 5 ... One of seven high school All-Americans on the team ... Only lefty on the team.



35

ALEXIS JENNINGS

F 6-2 Fr. Madison, Ala. Major: Integrated Strategic Communications

- Averaging 8.1 points per game and 3.1 rebounds per game in 16.2 minutes per game.
- Averages 11.2 points per game in SEC play which ranks tied for 19th with USC's Alaina Coates.
- Started the last three games ... Has netted double figures in seven of her last nine outings.
- In the last nine games, has averaged a team-high 13.4 ppg, 4.2 rpg and shot .771 percent from the free-throw line (27-of-35).
- Two-time SEC Freshman of the Week.
- Had back-to-back 20-point games after scoring 27 vs. Tennessee State and 21 vs. Alabama ... First UK freshman to accomplish that feat since A'dia Mathies in 2010.



50

AZIA BISHOP

C 6-3 Sr. Toledo, Ohio Major: Social Work

- Averaging 7.2 ppg (sixth on the team) and 6.4 rpg (second on the team).
- Ranks second in the SEC in blocks per game (1.8) ... Ranks fourth on UK's career list with 132 ... Needs 24 more to tie Valerie Still (1979-83, 156) at No. 3 ... Has a team-high 32 blocks this season.
- Has 518 career rebounds, the only Wildcat on the team with 500 or more in her career.
- Has pulled down double-digit rebounds in four games, including a game-high 10 vs. Auburn (1/8/14).
- Has five career double-doubles, two this season vs. Morehead State (11/19/14) and Belmont (12/14/14).
- Set to graduate in May of 2015.

FIRST OFF THE BENCH

Pos./#	Name	PPG	RPG	Quick Notes
G-00	Jen O'Neill (5-6, Sr., Bronx, N.Y.)	14.4	2.8	Team's leading scorer ... Has come off the bench in last five games ... Double figures in all but 3 games
F-5	Kyvin Goodin-Rogers (6-1, So., Lebanon, Ky.)	5.7	4.3	2nd on team with 14 3-pointers; Started in first 15 games of season; Two double-digit games
C-45	Alyssa Rice (6-3, Fr., Reynoldsburg, Ohio)	2.8	3.0	Started in three games this season; Had 5 pts in UK's last game vs. Florida
G-24	Jaycee Coe (5-11, Fr., Gainesville, Tenn.)	1.3	0.5	Has seen action in eight games, averaging 6.9 mpg; Netted a career-high 7 pts in 14 min vs. Florida

Top Home Game Attendances (Includes Rupp)

1.	23,706	Duke !	12/22/13
2.	22,075	Baylor !	11/17/14
3.	18,488	DePaul !	12/7/12
4.	14,508	Duke !	12/8/11
5.	13,689	Tennessee !	1/26/06
6.	10,622	Old Dominion	2/05/83
7.	10,390	Rutgers !	1/12/80
8.	10,192	Louisville !	12/28/05
9.	9,120	Alabama !	2/26/06
10.	8,429	Tennessee	1/29/04
11.	8,335	LSU !	1/27/08
12.	8,223	Auburn	2/18/83
13.	8,200	Tennessee	2/09/83

! - Games played in Rupp Arena

Top 10 Memorial Coliseum Attendances

1.	10,622	Old Dominion	2/05/83
2.	8,429	Tennessee	1/29/04
3.	8,223	Auburn	2/18/83
4.	8,200	Tennessee	2/09/83
5.	8,130	Tennessee	1/23/00
6.	7,965	Tennessee	3/3/13
7.	7,963	Louisville	12/11/13
8.	7,961	Tennessee	1/12/12
9.	7,951	Louisville	12/4/11
10.	7,888	Florida	1/22/12

Home Court Winning Streaks (includes Rupp)

	Gms	Began	Ended
1.	34	Feb. 13, 2011	Feb. 3, 2013
2.	30	Feb. 12, 1980	Jan. 31, 1982
3.	25	March 19, 2009	Jan. 9, 2010
4.	19	Feb. 23, 1982	Feb. 9, 1983
5.	14	Jan. 31, 1990	Jan. 27, 1991
6.	13	Jan. 30, 1984	Jan. 13, 1985
	13	Feb. 27, 2014	Present
8.	11	Feb. 7, 1987	Jan. 7, 1988
	11	Feb. 10, 1979	Feb. 2, 1980
10.	10	Nov. 19, 2004	Jan. 27, 2005
11.	8	Nov. 18, 2005	Dec. 18, 2005
	8	Feb. 14, 2013	Dec. 22, 2013

Total Attendance Averages Last 11 Years


2003-04	72,533	(14 games)	16th	5,182
2004-05	90,663	(19 games)	20th	4,772
2005-06	77,411	(15 games)	20th	5,161
2006-07	87,943	(15 games)	13th	5,863
2007-08	85,769	(18 games)	23rd	4,765
2008-09	75,194	(17 games)	21st	4,423
2009-10	95,615	(17 games)	14th	5,624
2010-11	95,453	(15 games)	11th	6,364*
2011-12	113,068	(18 games)	13th	6,282
2012-13	104,447	(17 games)	11th	6,144
2013-14	121,089*	(18 games)	9th	6,727

* - SCHOOL RECORD



Memorial Coliseum (8,000)

- The Cats own a 395-144 (73.2) mark in Memorial Coliseum, including a 105-16 (86.7) record under Coach Matthew Mitchell.
- UK's current overall home winning streak is 13 but for regular-season games only the streak is 11.
- The Cats are 90-7 (92.7) at home over the last six seasons (including three games in Rupp Arena).
- UK has won 50 consecutive regular season non-conference games in Memorial Coliseum, dating back to Dec. 19, 2008 vs. Alabama A&M.
- The Cats have ranked in the top 25 nationally, and in the SEC's top four, in average attendance 11 straight seasons. UK currently ranks seventh in the nation in average attendance with 6,932 fans per game.
- UK averaged a school-record 6,727 fans per game last season, a mark that ranked ninth nationally.
- UK drew 121,089 fans for its 18 home games last season, the highest total attendance in school history. The **previous record was** 113,068 in 18 games of the 2011-12 season.



Rupp Arena (23,000)

- The Cats are 23-13 all-time in Rupp Arena (63.8), including a 4-5 mark under Matthew Mitchell.
- The second-highest attendance mark in school history was set on Nov. 17, 2014 when 22,075 fans witnessed UK's upset of No. 8/9 Baylor, 74-64.
- For the first time since the women's basketball Final Four in 1986, Rupp Arena and the University of Kentucky have been selected to host the NCAA regional tournament in 2016, 2017 and 2018 for women's basketball.

2014-15 - NATIONAL ATTENDANCE LEADERS

	Team	Total	Avg	Games
1	USC	93,048	11,631	8
2	Tennessee	99,379	9,938	10
3	UConn	54,480	9,080	6
4	Notre Dame	97,153	8,832	11
5	Louisville	94,899	8,627	11
6	Iowa St.	82,926	8,293	10
7	Kentucky	69,319	6,932	10
8	Purdue	61,709	6,171	10
9	Baylor	57,720	5,772	10
10	Michigan St.	57,636	5,764	10

NATIONAL POLLS

THE ASSOCIATED PRESS POLL (WEEK 10)

1	South Carolina (28)	16-0	868
2	Connecticut (7)	14-1	846
3	Baylor	14-1	777
4	Texas	13-1	728
4	Louisville	15-1	728
6	Tennessee	14-2	722
7	Notre Dame	15-2	678
8	Maryland	13-2	583
9	Oregon St	14-1	579
10	Kentucky	14-3	545
11	Texas A&M	15-3	515
12	North Carolina	15-2	488
13	Stanford	12-4	453
14	Arizona St	15-1	399
15	Mississippi St	18-1	341
16	Duke	11-5	332
17	Nebraska	12-3	275
18	Georgia	15-2	271
19	Princeton	17-0	178
20	Florida St	15-2	168
21	Oklahoma St	11-3	162
22	Iowa	12-3	139
23	Minnesota	14-2	114
24	Rutgers	12-4	98
25	Syracuse	11-5	91

Other UK opps receiving votes: South Florida 21

USA TODAY COACHES' POLL (WEEK 10)

1	South Carolina (27)	16-0	795
2	Connecticut (5)	14-1	773
3	Baylor	14-1	726
4	Louisville	15-1	665
5	Texas	13-1	663
6	Tennessee	14-2	635
7	Notre Dame	15-2	625
8	Maryland	13-2	580
9	Oregon St	14-1	510
10	North Carolina	15-2	504
11	Kentucky	14-3	473
12	Texas A&M	15-3	470
13	Stanford	12-4	406
14	Duke	11-5	333
15	Nebraska	12-3	302
16	Georgia	15-2	294
17	Arizona St	15-1	283
18	Mississippi St	18-1	241
19	Florida St	15-2	234
20	Oklahoma St	11-3	185
21	Iowa	12-3	138
22	Rutgers	12-4	133
23	Princeton	17-0	109
24	Syracuse	11-5	78
25	South Florida	13-3	46

Other UK opps receiving votes: n/a

2014-15 UK Opponents in Bold

DATE	WEEK-BY-WEEK	COACHES
Preseason	11	10
Week 1	11	10
Week 2	13	9
Week 3	9	10
Week 4	13	13
Week 5	8	8
Week 6	8	8
Week 7	12	13
Week 8	11	11
Week 9	10	11
Week 10	10	11

2014-15 UK HOOPS ROSTER

0	Jennifer O'Neill	PG	Sr.-3L	5-6	Bronx, N.Y./Saint Michael Academy
2	Ivana Jakubcova	C	Jr.-JC	6-6	Bratislava, Slovakia/Caney HS/Murray State College
3	! Janee Thompson	PG	Jr.-2L	5-7	Chicago, Ill./Whitney Young HS
5	Kyvin Goodin-Rogers	F	So.-RS	6-1	Lebanon, Ky./Marion Co. HS
12	Jelléah Sidney	F	Sr.-2L	6-2	Queens Village, N.Y./Saint Michael Academy/Chipola JC
13	Bria Goss	G	Sr.-3L	5-10	Indianapolis, Ind./Ben Davis HS
15	Linnae Harper	G	So.-1L	5-8	Chicago, Ill./Whitney Young HS
24	Jaycee Coe	G	Fr.-HS	5-11	Gainesboro, Tenn./Jackson County HS
25	Makayla Epps	G	So.-1L	5-10	Lebanon, Ky./Marion Co. HS
35	Alexis Jennings	F/C	Fr.-HS	6-2	Madison, Ala./Sparkman HS
45	Alyssa Rice	C	Fr.-HS	6-3	Reynoldsburg, Ohio/Reynoldsburg HS
50	Azia Bishop	C	Sr.-3L	6-3	Toledo, Ohio/Start HS

Head Coach: Matthew Mitchell (Mississippi State, 1995) – 8th Year

Assistant Coaches: Adeniyi Amadou (Indiana University of Pennsylvania, 2008) – 5th Overall, 1st at UK
Tamika Williams (Connecticut, 2002) – 8th Overall, 1st at UK

Pronunciation Guide:

Adeniyi (AD-knee) Amadou (AHM-uh-doo)	Jelléah (Ja-LAY-uh) Sidney
Azia (Asia) Bishop	Janee (Ja-NAY) Thompson
Makayla (ma-KAY-lah) Epps	Ivana (e-VON-ah) Jakubcova (YAK-ub-SOV-AH)
Bria (BREE-ah) Goss	
Linnae (La-NAY) Harper	
Kyvin (KYE-vin) Goodin-Rogers	

Out indefinitely with a right fibular stress fracture

! Out for the season with a broken left fibula

2014-15 GAME NOTES

THOMPSON OUT FOR SEASON WITH BROKEN LEFT FIBULA

Starting point guard Janee Thompson suffered a dislocated left ankle which resulted in a broken fibula against top-ranked South Carolina last Sunday in Columbia, S.C., and will miss the remainder of the season. She went through a successful surgery on Monday afternoon at UK Hospital.

Thompson, a 5-foot-7 junior, sustained the injury at the 4:06 mark of the second half, scrambling for a loose ball. She left the game with nine points, a team-high tying five rebounds and three assists in 31 minutes of action. She had started in 50 of 86 career games, including a team-high 31 consecutive.

The team will use the hashtag of #OURB3ST to honor Thompson the remainder of the season.

GOSS AND SIDNEY RETURN TO ACTION

With Thompson being out for the season, it was good to welcome back senior guard Bria Goss and senior forward Jelléah Sidney who returned action on Thursday vs. Florida.

Goss had missed the six previous games with a broken left thumb sustained in shoot around vs. Belmont on Dec. 14. She recorded two points, two rebounds and two steals in 23 minutes of her return.

Prior to the Duke game on Dec. 21, Goss had never missed a game in her Wildcat career. She had played in 117 contests with 102 starts, including 17 straight. She currently averages 6.9 points and 3.0 rebounds per game and has netted 1,142 career points which ranks 23rd on UK's all-time scoring list.

Sidney had missed 13 straight games with soreness in both knees. She played just five minutes but grabbed two crucial rebounds and steal in the back-and-forth battle.

HIGH SCHOOL TEAMMATES

Kentucky's roster features three pairs of high school teammates. Seniors Jennifer O'Neill and Jelléah Sidney played together at now defunct Saint Michael Academy in New York City. They helped St. Michael's claim its first Class AA championship title in 2009.

Junior Janee Thompson and sophomore Linnae Harper played together at Whitney Young High School in Chicago where they led the Dolphins to a Class 4A state title and a No. 2 national ranking in 2012.

Sophomores Makayla Epps and Kyvin Goodin-Rogers were teammates at Marion County High School in Lebanon, Ky., where they led the Lady Knights to a 39-0 record and the state championship in 2013, the first undefeated state champ since Marshall County in 1984.

KENTUCKY NO. 3 IN THE RPI / PLAYING NATION'S FIFTH-TOUGHEST SCHEDULE

The NCAA currently lists Kentucky at No. 3 in the Rating Percentage Index (RPI). The RPI (is a measure of strength of schedule and how a team does against that schedule. It does not consider things like margin of victory, only whether or not a team won and where the game was played. It is used by the NCAA as one of its factors in deciding which teams to invite to the NCAA Tournament and where to seed them.

The basic formula is 25% team winning percentage (WP), 50% opponents' average winning percentage (OWP), and 25% opponents' opponents' average winning percentage (OOWP).

UK is the only program in the country with both its men's and women's team in the top three of the

KENTUCKY'S RECORD WHEN...

	ALL	SEC
Leading or tied at halftime	8-1	2-1
Trailing at halftime	6-2	2-0
Shoot 50 percent or higher	1-0	0-0
Shoot 60 percent or higher	0-0	0-0
Shoot less than 50 percent	14-3	4-1
Shoot higher percentage than opp.	7-0	2-0
Shoot lower percentage than opp	7-3	2-1
Opp. shoot worse than 50 percent	14-1	4-1
Opp. shoot 50 percent or higher	0-2	0-0
Opp. shoot 60 percent or higher	0-0	0-0
Score less than 60 points	0-0	0-0
Score 60 or more points	15-3	4-1
Score 70 or more points	12-1	2-0
Score 80 or more points	5-0	0-0
Score 90 or more points	3-0	0-0
Score 100 or more points	1-0	0-0
Opp. score 30 or less points	0-0	0-0
Opp. score 40 or less points	0-0	0-0
Opp. score 50 or less points	0-0	0-0
Opp. score 60 or less points	3-0	2-0
Opp. score 70 or less points	11-0	4-0
Opp. score 80 or less points	13-1	4-0
Opp. score 90 or more points	10-3	1-1
Opp. score 70 or more points	3-2	0-0
Opp. score 80 or more points	1-1	0-0
Opp. score 90 or more points	0-0	0-0
Outrebound or same as opponent	7-1	1-0
Outrebounded by opponent	7-2	3-1
Commit fewer turnovers than opp.	12-3	4-1
Commit same turnovers as opp.	0-0	0-0
Commit more turnovers than opp.	2-0	0-0
Commit single digit turnovers	0-0	0-0
Force 20 or more turnovers	13-2	4-0
Force 25 or more turnovers	8-2	3-0
Force 30 or more turnovers	1-0	0-0
Force 40 or more turnovers	0-0	0-0
Make 6 or more 3-pointers	6-0	2-0
Make 5 or fewer 3-pointers	8-3	2-1
Opp. make 6 or more 3-pointers	3-1	0-0
Opp. make 5 or fewer 3-pointers	11-2	4-1
Game decided by 10 pts or less:	7-2	2-1
Game decided by 1-5 pts:	3-0	0-0
Game decided by 6-10 pts:	4-2	2-1
Game decided by 11-15 pts:	2-0	1-0
Game decided by 16+ pts:	5-1	1-0
Overtime games:	1-0	0-0
Televised games:	10-2	4-1
SEC Network+	6-0	2-0
ESPNU	0-0	0-0
ESPN	0-0	0-0
ESPN2	1-2	0-1
SEC Network	3-0	2-0
Games vs. AP ranked opponents:	2-2	0-1
Games vs. AP Top 10	2-1	0-1
Games following a loss:	3-0	1-0
Games following a win:	11-3	3-1
More points in the paint than opp.:	9-0	3-0
Fewer points in the paint than opp.:	4-2	1-1
Same points in the paint than opp.:	1-1	0-0
More points off turnovers:	11-3	4-1
Fewer points off turnovers:	3-0	0-0
Same points off turnovers:	0-0	0-0
More bench points than opp.:	14-2	4-1
Fewer bench points than opp.:	1-0	0-0
Same bench points as opp.:	0-0	0-0
More 2nd-chance points than opp.:	7-1	1-0
Fewer 2nd-chance points than opp.:	6-2	2-1
Same 2nd-chance points as opp.:	1-0	1-0
One UK player scores 10+:	0-0	0-0
Two UK players score 10+:	1-1	1-1
Three UK players score 10+:	4-2	0-0
Four UK players score 10+:	7-0	3-0
Five UK players score 10+:	1-0	0-0
Six UK players score 10+:	0-0	0-0
Seven UK players score 10+:	1-0	0-0
Eight UK players score 10+:	0-0	0-0
On Monday:	1-0	0-0
On Tuesday:	0-0	0-0
On Wednesday:	2-0	0-0
On Thursday:	2-1	2-0
On Friday:	4-0	1-0
On Saturday:	2-0	0-0
On Sunday:	3-2	1-1
In November:	6-1	0-0
In December:	4-1	0-0
In January:	4-1	4-1
In February:	0-0	0-0
In March:	0-0	0-0
In April:	0-0	0-0

RPI. The UK men are No. 1.

Kentucky's schedule currently ranks fifth nationally and the Wildcats will be set to face five more teams currently ranked in the Top 25 AP poll (South Carolina, Tennessee, Texas A&M, Georgia and Mississippi State), including SEC opponents South Carolina and Tennessee twice.

GUARD PLAY LEADS THE WAY

Kentucky guards Jennifer O'Neill, Makayla Epps and Linnae Harper are the Cats' top three scorers and the threesome make up 49.2 percent of the scoring this season.

O'Neill leads with 14.4 ppg, while Epps and Harper follow with 13.2 and 10.9 ppg, respectively.

Against Louisville, five guards (Bria Goss and Janee Thompson included) were in double figures, the first time that has happened this year.

CATS THIRD IN NATION IN FT ATTEMPTS

Kentucky is looking to be the fastest and most disruptive team in the country this season and through the 18 games, the Wildcats seem to be doing just that. The Cats rely on their inside play, dribble penetration, offensive rebounding and transition basketball to get them to the free throw line. So far, it's worked. Kentucky has attempted 520 free throws, which ranks third nationally, for an average of 30.5 trips per game.

School	FTA	FT%
1. Mississippi State	545	.714 (2nd)
2. Alabama	499	.609 (13th)
3. Kentucky	520	.635 (11th)

SEC Play		
1. Mississippi State	141	.667 (9th)
2. Ole Miss	126	.675 (7th)
3. Kentucky	119	.622 (13th)

HARPER HANDLES THE GLASS

Sophomore Linnae Harper is a rebounding machine. The 5-foot-8 guard, who has the second-high vertical leap on the team at 24.5 inches, leads the UK in rebounding with 6.8 rebounds per game, including 7.4 in SEC play. She also has grabbed a team-high 56 offensive boards.

Harper has pulled down at least seven rebounds in nine games, including three double-doubles: vs. Morehead State (13 points/10 rebounds), vs. Oklahoma (23 points and a career-high 12 rebounds) and vs. Ole Miss (12 points/14 rebounds).

Her 14 rebounds vs. Ole Miss were the most since 6-3 forward DeNesha Stallworth had 20 vs. Mississippi State on Feb. 27, 2014 and the most by a player under six feet since Amani Franklin vs. Butler on Nov. 15, 2009.

Harper currently ranks 14th in the SEC in rebounding (all games) and is the shortest player to average at least 6.8 boards or better, including one of only three players under six feet in the top 15. LSU's Raigyne Moncrief at 5-10 and Georgia's Krista Donald at 5-11 are the others.

IN THE MATTHEW MITCHELL ERA

(2007-Present)

	Total
Home Games.....	109-21
Memorial Coliseum.....	105-16
Rupp Arena.....	4-5
Road Games.....	50-38
Neutral Sites.....	22-14
SEC Games.....	75-38
Home.....	44-13
Road.....	31-25
Regular season, non-conference.....	83-22
Home.....	58-6
Road.....	19-13
Neutral.....	6-3
vs. ranked teams in non-conference.....	8-10
SEC Tournament.....	10-7
NCAA Tournament.....	12-5
WNIT.....	3-2
Leading or tied at halftime.....	145-16
Trailing at halftime.....	39-58
Shoot 50 percent or higher.....	27-0
Shoot less than 50 percent.....	157-71
Shoot higher percentage than opp.....	129-9
Shoot lower percentage than opp.....	53-64
Shooting same percentage as opp.....	2-0
Opp. shoots worse than 50 percent.....	173-49
Opp. shoots 50 percent or higher.....	7-25
Score less than 60 points.....	15-36
Score 60 or more points.....	164-35
Score 70 or more points.....	119-14
Score 80 or more points.....	70-3
Score 90 or more points.....	33-0
Score 100 or more points.....	15-0
Opp. scores 30 or less points.....	1-0
Opp. scores 40 or less points.....	11-0
Opp. scores 50 or less points.....	41-1
Opp. scores 60 or less points.....	100-11
Opp. scores 70 or less points.....	153-32
Opp. scores 80 or less points.....	174-52
Opp. scores 90 or more points.....	77-47
Opp. scores 70 or more points.....	26-32
Opp. scores 80 or more points.....	4-18
Opp. scores 90 or more points.....	1-5
Outrebound or same as opponent.....	124-26
Outrebounded by opponent.....	59-47
Commits fewer turnovers than opp.....	153-39
Commits same turnovers as opp.....	3-5
Commits more turnovers than opp.....	28-30
Force 30 or more turnovers.....	29-1
Makes 6 or more 3-pointers.....	94-16
Makes 5 or fewer 3-pointers.....	89-57
Game decided by 10 pts or less.....	75-43
Game decided by 1-5 pts.....	37-19
Game decided by 11-15 pts.....	27-9
Game decided by 16+ pts.....	80-14
Overtime games.....	7-2
Televised games.....	98-47
Games vs. ranked opponents.....	32-39
Games vs. top 10 ranked opponents.....	14-22
Games following a loss.....	49-17
Games following a win.....	127-56
More points in the paint than opp.....	127-17
Fewer points in the paint than opp.....	51-50
Same points in the paint than opp.....	5-7
More bench points than opp.....	145-34
Fewer bench points than opp.....	38-39
Same bench points as opp.....	1-1
More 2nd-chance points than opp.....	121-40
Fewer 2nd-chance points than opp.....	47-26
Same 2nd-chance points as opp.....	16-8
On Monday.....	8-6
On Tuesday.....	10-5
On Wednesday.....	10-2
On Thursday.....	42-23
On Friday.....	26-4
On Saturday.....	22-7
On Sunday.....	65-27
In November.....	44-7
In December.....	36-13
In January.....	48-18
In February.....	28-21
In March.....	28-14
In April.....	0-1

STAT SUPERLATIVES

Here are some UK career statistical superlatives among current players:

Most Games Played: 119 by Bria Goss

Most Games Started: 103 by Bria Goss

Consecutive Games Started: 18 by Bria Goss, 7 by Linnae Harper

Games with Double-Figure Scoring:

	2014-15	Career
Jennifer O'Neill	14	61
Makayla Epps	14	19
Linnae Harper	12	26
Jane Thompson	8	25
Alexis Jennings	8	8
Azia Bishop	5	19
Kyvin Goodin-Rogers	2	2
Bria Goss	3	62

Consecutive Games with Double-Figure Scoring: n/a

Games with Double-Figure Rebounding:

	2014-15	Career
Azia Bishop	4	8
Linnae Harper	3	3
Makayla Epps	1	1

Consecutive Games with Double-Figure Rebounding: n/a

Games with a Double-Double:

	2014-15	Career
Azia Bishop	2	5
Linnae Harper	3	3
Makayla Epps	1	1
Jane Thompson (pt/assists)	1	1

Consecutive Games with Double-Double: n/a

40-point games:

	2014-15	Career
Jennifer O'Neill	-	1

30-point games:

	2014-15	Career
Jennifer O'Neill	-	1

20-point games:

	2014-15	Career
Bria Goss	-	4
Jane Thompson	-	1
Jennifer O'Neill	3	10
Makayla Epps	3	3
Alexis Jennings	2	2

Consecutive 20-point games: n/a

Games with a 3-pointer: 82 by Jennifer O'Neill; 65 by Bria Goss; 28 by Jane Thompson; 12 by Azia Bishop; 16 by Makayla Epps; 10 by Linnae Harper; 7 by Kyvin Goodin-Rogers; 3 by Alexis Jennings; 2 by Jaycee Coe

Consecutive Games with a 3-pointer: 8 by Jennifer O'Neill

Consecutive Games with at least one steal: 8 by Azia Bishop; 3 by Makayla Epps; 2 by Linnae Harper

Consecutive free-throws made: 8 by Makayla Epps; 4 by Bria Goss; 5 by Alexis Jennings

JENNINGS MAKING A MARK

Freshman forward Alexis Jennings is averaging a team-high 13.4 points per game in the last nine games in addition to pulling down 4.2 rebounds and shooting .506 percent from the field and .771 from the free throw line. She earned a starting spot in the last three games but came off the bench for two straight 20-point games vs. Tennessee State and Alabama, becoming the

first freshman to accomplish that feat since A'dia Mathies had two straight in SEC play in 2010.

She was named the SEC Freshman of the Week for the second time this season after posting a career-high 27 points vs. Tennessee State and a team-high 21 points in the SEC opener at Alabama, including 14 in the first half.

Overall, the Madison, Ala., native is averaging 8.1 points per game and 3.1 rebounds per game.

TWO CATS IN 1,000-POINT CLUB

Seniors Bria Goss and Jennifer O'Neill are both members of UK's elite 1,000-point club. In 41 years of varsity basketball, only 30 players have accomplished the feat.

Goss scored her 1,000th point last season vs. Florida in the SEC Tournament and currently ranks 23rd on the all-time scoring list with 1,142 points. O'Neill reached the mark on Nov. 17 vs. Baylor and has 1,219 career points for No. 16 on the list.

DOUBLE-DOUBLE TROUBLE

Four different Wildcats have posted double-doubles this season: Azia Bishop (11 pts, 11 reb vs. Morehead), Linnae Harper (13 pts, 10 reb vs. Morehead, 22 pts, 12 reb vs. Oklahoma and 12 pts, 14 reb vs. Ole Miss), Makayla Epps (29 pts, 10 reb vs. Oklahoma) and Jane Thompson (12 pts, 11 assists vs. Alabama).

LIKE FATHER, LIKE DAUGHTER

Sophomore guard Makayla Epps, daughter of former UK and All-SEC point guard Anthony Epps (1993-97), has provided a huge spark for the Cats this season. Epps, who can play all five positions, has scored in double figures in 14 games, including five of the last six.

- With the season-ending injury to Jane Thompson, Epps has moved into her natural position at the point. In her first full game as the floor general, Epps netted a game-high 20 points to go along with five rebounds, four assists and three steals. She was key down the stretch in the win over Florida, hitting 6-of-6 free throws and totaling 14 of her 20 points in the decisive season half.

- In the Paradise Jam, Epps averaged a team-high 20.3 points to go along with 5.7 rebounds, 2.7 assists and 1.7 steals per game. She also shot a team-high 57.6 percent from the floor for the week and was key cog in UK winning the Reef Division.

- After a career-high 20 points in the opening-game loss to Illinois, Epps came off the bench the following day to record her first career double-double with a new career-high 29 points and 10 rebounds in the overtime win over Oklahoma.

- Epps made a critical free throw on a technical foul to tie the game with 0.4 seconds remaining and send the game into overtime.

- Scored nine of her 29 points in the overtime period to lead UK to the win.

- Hit a career-high 11-of-15 free throws vs. the Sooners and dished out a season-high four assists in a career-best 41 minutes of action.

DOUBLE-DOUBLES

AZIA BISHOP: 5 CAREER

2014-15 (2)

11 pts - 11 rbs vs. Morehead State, 11-19-14
15 pts - 12 rbs vs. Belmont, 12-14-14

2013-14 (2)

10 pts - 12 rbs vs. Georgia Southern, 11-13-13
12 pts - 11 rbs vs. South Carolina, 1-9-14

2011-12 (1)

12 pts - 11 rbs vs. Duke, 12-8-11

LINNAE HARPER: 3 CAREER

2014-15 (3)

13 pts - 10 rbs vs. Morehead State, 11-19-14
22 pts - 12 rbs vs. Oklahoma, 11-28-14
12 pts - 14 rbs vs. Ole Miss, 1-4-15

MAKAYLA EPPS: 1 CAREER

2014-15 (1)

29 pts - 10 rbs vs. Oklahoma, 11-19-14

JANE THOMPSON: 1 CAREER

2014-15 (1)

12 pts - 10 assists vs. Alabama, 1-2-15

CAREER 20-POINT GAMES

Jennifer O'Neill	10
21 vs. Marist	12/30/12
43 vs. Baylor	12/6/13
21 vs. Arkansas	1/26/14
20 at Florida	2/9/14
27 vs. Ole Miss	2/13/14
24 at Tennessee	2/16/14
21 vs. Wright State	3/22/14
20 vs. Appalachian State	11/14/14
22 vs. Baylor	11/17/14
22 vs. Middle Tennessee	12/12/14

Bria Goss	4
22 at Georgia	1/19/12
23 vs. Grambling State	12/29/13
20 vs. Missouri	1/12/14
20 at Mississippi State	2/27/14

Makayla Epps	3
20 vs. Illinois	11/27/14
29 vs. Oklahoma	11/28/14
20 vs. Florida	1/15/15

Linnae Harper	1
22 vs. Oklahoma	11/28/14

Alexis Jennings	2
27 vs. Tennessee State	12/28/14
21 at Alabama	1/2/15

Jane Thompson	1
20 vs. Baylor	12/6/13

MILESTONES TO WATCH FOR

- Senior Jennifer O'Neill ranks 16th on the all-time scoring list with 1,219 points. She needs 120 more to move up to No. 15 with Belitta Croley (1984-88, 1339).
- O'Neill ranks fifth on the career 3-point field goals made list with 172 and needs three more to tie Stacey Reed (175, 1991-95) at No. 4.
- Senior Azia Bishop ranks fourth on the career blocks list with 132 and needs 24 more to tie Valerie Still (1979-83, 156) at No. 3.
- Senior Bria Goss has 1,142 career points for No. 23 on the all-time scoring list. She needs 28 more to move up to No. 22 with Jocelyn Mills (1989-93, 1170).
- Goss has hit 338 career free throws for No. 6 on the all-time list and needs 30 more to tie Samantha Mahoney (2005-08, 368) at No. 5.

#SOCIALMEDIA



FOLLOW UK HOOPS ON TWITTER

UK Hoops	@UKHoopCats
UK Athletics	@UKAthleticsnews
Matthew Mitchell	@UKCoachMitchell
Adeniyi Amadou	@CoachAmadou
Tamika Williams	@Twms34
2 - Ivana Jakubcova	@IvanaJakubcova
3 - Janee Thompson	n/a
5 - Kyvin Goodin-Rogers	@_kyvinn
13 - Bria Goss	@goss_theboss13
12 - Jelléah Sidney	@Jaybeautie23
15 - Linnae Harper	@Nae_2smoove
24 - Jaycee Coe	@JCball24
25 - Makayla Epps	@ThatEppsKidd_
35 - Alexis Jennings	@lexissjanay3
45 - Alyssa Rice	@lyss_45
50 - Azia Bishop	@abishop50_

FOLLOW UK HOOPS ON INSTAGRAM



ps	@UKHoopCats
UK Athletics	@UKAthletics
Matthew Mitchell	@UKCoachMitchell
Adeniyi Amadou	@CoachAmadou
Tamika Williams	@Twms34
0 - Jennifer O'Neill	@concretejungle_0
2 - Ivana Jakubcova	@IvanaJakubcova
3 - Janee Thompson	@Houdini_3
5 - Kyvin Goodin-Rogers	@_kyvinn
12 - Jelléah Sidney	@french_jamaican_beaute
13 - Bria Goss	@goss_theboss13
15 - Linnae Harper	@that_harperkid
24 - Jaycee Coe	@_jace24
25 - Makayla Epps	@eppsanity
35 - Alexis Jennings	@lexxxxx3
45 - Alyssa Rice	@lyss_45
50 - Azia Bishop	@_capriab

#OURSEASON

Kentucky women's basketball is one of the most popular programs on Twitter. UK's account ranks second nationally, while head coach Matthew Mitchell has the third-most followers among Division I women's basketball coaches.

@ukhoopcats - 2nd Nationally with 23,325 followers
@UKCoachMitchell - 3rd Nationally with 26,349 followers

- Came off the bench to score 12 points in the comeback win over a tough South Florida team in the third game in three days, including 11 points in the decisive second half.
- Named the MVP of the 2014 Paradise Jam Tournament.

CATS SCORING BIG

The Cats currently rank third in the SEC and 29th nationally in scoring offense, averaging 76.4 points per game.

UK is 12-1 this season when scoring 70 points or more, including 2-0 in SEC play.

The Wildcats opened the season with a commanding 111-74 win over Appalachian State. The 111 points tied for the seventh-most points in a single game. UK is now 46-0 when scoring 100 or more points, including 31-0 in the Matthew Mitchell era.

Points in a Single Game

1. 133 vs. Baylor (12/6/13)
2. 121 vs. Kentucky State (11/24/89)
3. 117 vs. Bradley (11/27/13)
4. 116 vs. Lipscomb (11/21/13)
5. 114 vs. Kent State (11/23/90)
6. 112 vs. Florida Atlantic (12/30/2000)
7. 111 vs. Charleston (1/31/86)
8. 111 vs. Appalachian State (11/14/2014)
9. 109 vs. Grambling (12/29/13)
10. 109 vs. National College (2/22/84)
10. 108 vs. Ole Miss (2/13/14)
10. 108 vs. Miami (Fla.) (2/8/86)

THE MAGIC "80"

- The Wildcats hold a remarkable 317-21 (.937) record since 1974 when scoring 80 points or more. The last loss came against at Florida on Feb. 9, 2014 when the Cats fell 86-80 in Gainesville, Fla.
- UK is 71-3 (.959) under Coach Mitchell when scoring 80 points or more.
- In the last three seasons, UK is 65-2 when it has exceeded the 80-point mark.

O'NEILL ON UK'S 3-POINT CAREER LISTS

Senior Jennifer O'Neill is in position to end her career as one of the most prolific 3-point shooters in school history. In 117 career games, O'Neill ranks fifth on the career 3-point field goals made list with 172 and ninth on the 3-point field goal percentage list, hitting .347 percent (172-of-496).

3-point Field Goals Made

Player	Seasons	Pct	3FGA	3FG
1. Sara Potts	2001-05	.377	719	271
2. A'dia Mathies	2010-13	.368	481	177
3. Keyla Snowden	2010-2012	.369	477	176
4. Stacey Reed	1991-95	.320	548	175
5. Jennifer O'Neill	2011-present	.347	496	172
6. Jenny Pfeiffer	2003-07	.347	467	162
7. Tiffany Wait	1995-2000	.361	319	115
8. Sam Mahoney	2005-08	.318	355	113
9. Kristi Cushenberry	1988-92	.397	277	110
10. Carly Morrow	2008-11	.273	395	108

3-pt Field Goal Percentage (min. 200 att.)

Player	Seasons	3FG	3FGA	Pct
1. Kristi Cushenberry	1988-92	110	277	39.7
2. Sara Potts	2001-05	271	719	37.7
3. Keyla Snowden	2010-2012	176	477	36.9
4. Jodie Whitaker	1985-89	80	217	36.8
A'dia Mathies	2010-13	177	481	36.8
6. Shaunda Roberts	1994-96	103	284	36.2
7. Tiffany Wait	1995-2000	115	319	36.1
8. Mia Daniel	1989-93	90	253	35.5

DID YOU KNOW?

SENIOR JENNIFER O'NEILL

- UK's first McDonald's All-American.
- First UK player to wear No. 0.
- Played for the Puerto Rican National Team in May of 2012. O'Neill's mother, Maritza Robles, is full Puerto Rican and her maternal grandmother is a former native of Rio Piedras, Puerto Rico which qualified O'Neill to be eligible for its National Team.

SENIOR BRIA GOSS

- Named Indiana Miss Basketball as a senior in high school.
- Won two state high school championships and led Ben Davis to an impressive 105-3 record in her four seasons.
- 2012 SEC Freshman of the Year.

SENIOR JELLEAH SIDNEY

- High school and AAU teammates with Jennifer O'Neill at now defunct Saint Michael Academy.
- Did not get her driver's license until the summer of her sophomore year in college.

JUNIOR JANE THOMPSON

- High school teammates with Linnae Harper at Whitney Young HS in Chicago.

JUNIOR IVANA JAKUBCOVA

- Speaks four languages (Slovakian, English, Czech and German).
- Will have two years of eligibility remaining.

SOPHOMORE LINNAE HARPER

- High school teammates with Janee Thompson at Whitney Young HS in Chicago.
- Gold medalist with the 2013 FIBA U19 Women's Championship team.
- Team's only left hander.
- Highest ranked recruit in UK Hoops history (No. 5).

SOPHOMORE MAKAYLA EPPS

- 2013 Kentucky Miss Basketball.
- Daughter of former Wildcat Anthony Epps who was the starting point guard on the 1996 National Championship team.
- Wearing No. 25, the same jersey number as her father at UK.

FRESHMAN JAYCEE COE

- Mom, Kelly, played basketball at Eastern Kentucky and father, Joey, played at Samford and Tennessee Tech.
- Two-time Class A Tennessee Miss Basketball.

FRESHMAN ALEXIS JENNINGS

- Mother, Tracy McCall, was a four-year starter at the University of North Alabama and was inducted into the UNA Hall of Fame in 2003. Her father, Bennie Jennings, played football at UNA from 1985-90 and was inducted into the Hall of Fame in 2009.

9. Jenny Pfeiffer	2003-07	162	467	3	4	7
Jennifer O'Neill	2011-present	172	496			34.7

GOSS MOVES UP CAREER LISTS

Senior guard Bria Goss became the 29th member of UK's 1,000-point club last season and now has 1,142 career points with ranks 22nd on the all-time scoring list. She needs 28 more to move up to No. 22 with Jocelyn Mills (1,170).

She also ranks sixth on UK's career free-throws made list with 338 and needs 30 more to move up to No. 5 with Samantha Mahoney (368 from 2005-08).

MEDIA INFORMATION

CREDENTIAL REQUESTS

Requests for media credentials and parking passes for the 2014-15 UK Hoops home games should be made to Susan Lax at slax0@uky.edu. Requests for UK away games should go to the media relations office of the home team.

UK WEBSITE -- UKATHLETICS.COM

Visit the official University of Kentucky Athletics web site at ukathletics.com. The official Southeastern Conference web site is secsports.com.

GET THE GAME'S LIVE STATS ON YOUR LAPTOP!

Kentucky has partnered with StatBroadcast Systems to provide stats technologies, namely its StatMonitr wireless stat monitors and online media stats, at Kentucky home women's basketball games this season.

To access live game stats on your personal laptop, go to: <http://kentucky.statbroadcast.com>.

UK MEDIA CONFERENCE

Each game week in the UK Media Room Coach Matthew Mitchell will hold a press conference to discuss the upcoming game. Selected players are available following the press conference. Check with UK media relations for exact times and dates. Selected quotes from the media conference are available via ukathletics.com.

WEEKDAY INTERVIEWS

Media wanting to interview players or coaches during the week must make arrangements through the UK Media Relations Office. Please contact SID Susan Lax or Chris Shoals at (859) 257-8420 or email at slax0@uky.edu.

POST GAME INTERVIEWS

The visiting team coach and select players will be available in the Memorial Coliseum media room following a 10-minute cooling off period. UK's Matthew Mitchell will follow the visiting coach and UK players will be last. A member of the UK Media Relations staff will solicit media requests for players at the under 4:00 media timeout. After the game, those players will be escorted to the interview area along with their coaches by a member of that school's media relations office as well as a representative of UK Media Relations. Quotes will be available for all working media in the UK Media Relations Office and on the official UK web site, ukathletics.com.

PRACTICE SCHEDULE

Practice usually runs from 8:30-10:30 a.m. ET in the Joe Craft Center. Practices are open to the public. However, we ask you to please call in advance due to changing practice schedules during the season. Player and coaches interviews can be conducted prior to or following each practice. Contact Susan Lax for further information.

Free Throws Made

Player	Seasons	G	PCT.	FTA	FTM
1. Valerie Still	1979-83	119	.704	748	527
2. Victoria Dunlap	2008-11	133	.623	714	445
3. A'dia Mathies	2010-13	140	.700	590	413
4. Tiffany Wait	1996-2000	122	.792	500	396
5. Sam Mahoney	2005-08	132	.675	545	368
6. Bria Goss	2012-present	118	.814	415	338
7. Kristi Cushenberry	1989-92	118	.780	407	318
8. Elisabeth Lukschu	1978-81	119	.687	460	316
9. Stacy McIntyre	1989-92	116	.710	416	296
10. Selia Helm	2001-04	108	.789	369	291

Free Throw Percentage (min. 200 att.)

Player	Seasons	FTM	FTA	PCT.
1. Jenny Pfeiffer	2003-07	247	287	.861
2. Amani Franklin	2007-10	192	233	.824
3. Bria Goss	2012-present	338	415	.814
4. Jodie Whitaker	1986-89	211	259	.810
5. Tiffany Wait	1996-2000	396	500	.792
6. Debbie Miller	1984-87	300	239	.790
7. Selia Helm	2001-04	291	369	.789
8. Sara Potts	2002-05	117	240	.783
9. Kristi Cushenberry	1989-92	318	407	.780
10. Sandy Harding	1984-87	173	224	.770

BISHOP BRINGS THE BLOCKS

Senior center Azia Bishop ranks second in the SEC with 1.8 blocks per game this season. She has 132 in her Wildcat career which ranks fourth on UK's all-time list. She needs 24 more to tie Valerie Still at No. 3 (156 from 1979-83).

Against Tennessee State, Bishop blocked a career-high six blocks, including five in the first half. It marked the most blocks since De'Nesha Stallworth had seven last season vs. Texas A&M.

Blocks

Player	Seasons	G	Avg	Blks
1. Sarah Elliott	2005-08	132	1.47	195
2. Victoria Dunlap	2008-11	133	1.34	178
3. Valerie Still	1979-83	119	1.31	156
4. Azia Bishop	2012-present	118	1.11	132
5. Jennifer Humphrey	2003-07	129	0.83	107
6. Leslie Nichols	1982-86	111	0.92	102
7. Samarie Walker	2012-14	96	1.00	96
8. Laura Meadows	1997-2000	89	1.17	95
9. Rita Adams	1999-2003	110	0.74	81
Shantia Owens	1998-2000	61	1.33	81

UK IN OVERTIME

UK is 26-24 all-time in overtime games, including a 7-2 mark under Matthew Mitchell.

Mitchell is 9-3 in his 10-year career as a head coach in extra minutes.

UK is 1-0 this season with a 92-88 win over Oklahoma in OT.

(see page 126 of the UK Hoops facts book for more info).

KENTUCKY ALL-TIME

Kentucky is 727-489 (.597) in 41 years of varsity women's basketball, including 185-74 (.714) in eight seasons under Matthew Mitchell.

CATS IN THE NATIONAL POLLS

UK is No. 10 in this week's *The Associated Press* poll and No. 11 in the 31-member Board of Coaches' poll this week.

The Wildcats have appeared in the AP poll 188 times in the poll's 39-year history. Since the middle of 2009-10, Kentucky has been ranked in both polls a school-record 94 consecutive weeks.

The highest ranking was No. 4 set in the 1982-83 season.

CATS EARN HIGHEST GRADE-POINT AVERAGE IN MITCHELL ERA

Kentucky has not only been excelling on the court this season but in the classroom as well. The Wildcats earned a 3.335 grade-point average in the 2014 fall semester, the highest mark in the Matthew Mitchell era and the third straight semester with a 3.0 GPA or better.

Overall, 10 of UK's 12 players had a 3.0 GPA or better, including two Wildcats, freshman Alyssa Rice and senior Jelléah Sidney, with a perfect 4.0.

In eight seasons under Mitchell, 16 Wildcats have been named to the SEC Academic Honor Roll and 100 percent of his players in their final season of eligibility have received their degree. Four more players, Azia Bishop, Bria Goss, Jennifer O'Neill and Sidney, are set to graduate in May.

UK's scholarship student-athletes across all 22 varsity sports had a cumulative GPA of 3.112 for the fall semester of 2014.

O'NEILL ON NAISMITH TROPHY WATCH LIST

Senior guard Jennifer O'Neill was selected to the prestigious 2014-15 Naismith Trophy preseason watch list.

The 50-player watch list was compiled by the Atlanta Tipoff Club's Board of Selectors, which based its criteria on player performances from the previous year and expectations for the 2014-2015 college basketball season. The Naismith Women's College Player of the Year presented by AT&T will be awarded on April 6, 2015, in Tampa, Fla.

O'Neill currently leads the Wildcats in scoring at 14.8 points per game, which ranks fifth in the SEC. She has 14 games with double-figure scoring this season, including three with 20 or more.

GOSS NOMINATED FOR ALLSTATE WBCA GOOD WORKS TEAM

Senior guard Bria Goss was named one of the 93 candidates in the Women's Basketball Coaches Association nominated for the prestigious Allstate WBCA Good Works Team.

Throughout her UK career, Goss has been active in the Lexington community, but in the summer of 2014, she took it to a different level, traveling to Ethiopia for a week-long service trip. Goss distributed necessities to victims of leprosy, accomplished minor home repairs to impoverished families, served food to prisoners, played games with orphans and spent a day building relationships with street boys. Additionally, Goss delivered beds and mattresses and bedding to several widows, most of whom had been sleeping on dirt floors on piles of straw. She has also volunteered locally by packing lunches for underprivileged students in the Lexington school systems for God's Pantry and hand-delivering them to the schools. She has volunteered to stock clothes at Goodwill for countries with limited clothing and she helped make blankets for sick children at Kentucky Children's Hospital.

"40 MINUTES OF DREAD"

Since Coach Mitchell implemented the "40

COMEBACK CATS

Kentucky's mantra this season could be the "Comeback Cats" as UK has had to battle back from at least nine-point deficits five times and double-digit second half deficits in three games.

The Cats are 75-43 (.635) in "close games" (games decided by 10 points or less) under Matthew Mitchell, including 7-2 this season. UK is outscoring its opponent 729-615 in the second half and OT periods.

- ❖ UK trailed Oklahoma by nine in the first half (11-2) and dug itself into an eight-point deficit (78-70) with just 1:20 to go in regulation before mounting what would be one of the most remarkable turnarounds in school history. UK outscored the Sooners 9-1 in the final 1:20 of regulation to tie the game at 79. The Cats went on to score eight of the first 10 points in extra minutes, outscoring OU 13-9 in the overtime period to hang on for the 92-88 win.
- ❖ UK trailed South Florida for the first 32:45 of the game before taking its first lead with 6:25 to play. The Cats' largest deficit was nine points (21-12) with 10:13 left in the first half.
- ❖ UK clawed back from a 14-point second-half deficit (40-26) vs. No. 8/9 Baylor, tying the 10th largest comeback in school history and the second-largest in the Matthew Mitchell Era.
- ❖ UK fell behind by as many as 16 points in the first half at No. 7/7 Louisville and was down 15 with 18:01 to play in the second half before mounting what would tie the largest comeback in the Matthew Mitchell era. UK outscored the Cards 48-26 in the second half by shooting 55.6 percent from the field. With the game tied at 66 with 3:30 to go, junior Janee Thompson hit a crucial 3-pointer to give UK a lead it would not relinquish.
- ❖ UK trailed Alabama by 10 points in the second half before using an 18-0 run to take a 56-54 lead with 9:00 minutes to go.

Biggest Comebacks

1. -19 Miami (Ohio), 53-34, 16:27 in second half, (won, 77-71) 11/21/00
2. -18 Miami (Ohio), 14:35 in second half, (won, 108-102, OT) 12/21/02
- 18 Middle Tenn., 31-13, 3:54 in first half (also down 46-29, 14:29 in second half) (won, 68-66) 1/8/89
4. -17 Oregon State, 38-21, 2:29 in first half (won 73-70) 11/25/04
- 17 WKU, 30-47, 17:09 in second half, (won 76-63) 12/22/03
- 17 Villanova, 19-2, 11:52 in first half (won 63-54) 12/29/96
7. -16 **Louisville, 32-16, 6:44 in first half (won 77-68) 12/7/14**
- 16 South Carolina, 30-46 in second half, (won, 78-74) 2/14/13
- 16 Vanderbilt, 53-37, 11:19 in second half (won, 74-68) 1/6/89
- 16 Ole Miss, 24-8, 6:51 in first half (won, 69-61) 2/8/07
10. -14 **Baylor, 40-26, 18:31 in the second half (won, 74-64) 11/17/14**
- 14 Louisville, 21-7, 11:16 in first half (won 69-64) 12/1/13
- 14 Louisville, 35-21, 15:08 in second half (won, 48-47) 2/2/12
- 14 Florida, 20-6, 12:46 in first half (won, 71-67) 3/2/12
- 14 Mississippi St., 40-26, 18:52 in second half, (won, 76-65) 3/6/10
- 14 Xavier, 40-26, 18:49 in second half (won, 67-62) 3/24/05
- 14 Toledo, 32-18, 5:43 in second half (won, 85-76) 3/24/90
- 14 Auburn, 22-8, 8:36 in first half (won 91-90 2OT) 2/2/86

Biggest Comebacks in the Mitchell Era

1. -16 **Louisville, 32-16, 6:44 in first half (won 77-68) 12/7/14**
- 16 South Carolina, 30-46 in second half, (won, 78-74) 2/14/13
2. -14 **Baylor, 40-26, 18:31 in the second half (won, 74-64) 11/17/14**
- 14 Louisville, 21-7, 11:16 in first half (won 69-64) 12/1/13
- 14 Louisville, 35-21, 15:08 in second half, (won, 48-47) 12/2/12
- 14 Florida, 20-6, 12:46 in first half, (won, 71-67) 3/2/12
- 14 Mississippi St., 40-26, 18:52 in second half, (won, 76-65) 3/6/10
6. -13 Auburn, 25-12, 9:52 in first half, (won, 73-71) 1/19/14
7. -12 Cincinnati, 18-6, 13:18 in first half, (won, 58-55) 11/17/08
8. -11 Middle Tenn., 52-41, 15:41 in second half, (won 81-72) 12/29/10
- 11 Ole Miss, 36-25, 00:27 in first half, (won 74-68) 1/27/11
- 11 Middle Tenn., 23-12, 9:54 in first half (won, 68-66 OT) 3/21/08
- 11 Arkansas, 30-19 in first half (won, 80-74 OT) 2/7/13
- 11 DePaul, 21-10 in first half (won, 96-85) 12/12/13

minutes of dread" style of play before the 2009-10 season, UK has had quite a remarkable run:

- Recorded an impressive 152-42 overall record, including an 87-7 mark at home.
- Won 25-plus games, averaging 27.4 wins per season over the last five years.
- Advanced to a school-record five straight NCAA Tournaments, including Elite Eight appearances in three of the last four.
- Finished in the top four of the SEC standings five straight seasons, including winning the SEC regular season title in 2012, its first in 30 years.
- Advanced to the SEC Tournament championship game four of the last five years.
- Ranked in the top five nationally four of the last five seasons in turnover margin.
- Forced 800 or more turnovers four of the last five seasons.
- Been ranked in the AP top 25 poll 94 straight weeks, including a stretch of 34 straight weeks in the top 10.

A WINNING INSTITUTION

The University of Kentucky is one of just six institutions in the nation that has seen both its men's and women's basketball programs tally 20 or more wins in FIVE consecutive seasons. UK joins BYU, Duke, Gonzaga, Notre Dame and Syracuse in that elite category.

UK has tallied a 316-78 combined record between its two programs. That record includes a 179-11 mark in Lexington in Rupp Arena (men) and Memorial Coliseum (women).

25-WIN SEASONS

The Wildcats have charted a school-record five straight 25-win seasons. UK is one of just 10 women's basketball programs in the country to accomplish that feat. The others are Duke, Baylor, UConn, Gonzaga, James Madison, Marist, Notre Dame, Stanford and Tennessee.

Overall, UK has totaled 15 20-win seasons with seven of those coming in the last nine seasons.

COMEBACK CATS WIN PARADISE JAM; EPPS NAMED MVP, O'NEILL ALL-TOURNEY

Kentucky won the 2014 Paradise Jam Reef Division with wins over Oklahoma and South Florida over the Thanksgiving Break.

- Against Oklahoma, UK rallied from a 78-70 deficit with 1:31 left in the game to pull within one, 79-78, on an Epps' layup with 23 seconds to play. Junior Janee Thompson's go-ahead layup with five seconds left rattled around the rim and fell out before OU's Nicole Kornet grabbed the rebound and was intentionally fouled by Harper. Here's where the drama ensued. Kornet was charged with a technical foul for slamming the ball in frustration, her fifth foul of the game. Epps, who hit 11-of-15 from the stripe for the game, went to the line for the technical foul free throws, missing the first, but tying the game with the second foul shot with just 1.1 seconds on the clock. Because Kornet had fouled out, Oklahoma chose Derica Wyatt to shoot the free throws for Harper's foul but she missed them both. OU had one last chance to win the game as they inbound-

STARTING LINEUP RECORDS

Team	F	F	PG	G	G	Result
Appalachian St.	Goodin-Rogers	Bishop	Thompson	O'Neill	Goss	W, 111-74 (H)
Baylor	Goodin-Rogers	Bishop	Thompson	O'Neill	Goss	W, 74-64 (H)
Morehead St.	Goodin-Rogers	Bishop	Thompson	O'Neill	Goss	W, 91-62 (H)
Central Michigan	Goodin-Rogers	Bishop	Thompson	O'Neill	Goss	W, 71-68 (A)
Illinois	Goodin-Rogers	Bishop	Thompson	O'Neill	Goss	L, 77-71 (N)
Oklahoma	Goodin-Rogers	Bishop	Thompson	O'Neill	Goss	W, 92-88 (N)
South Florida	Goodin-Rogers	Bishop	Thompson	O'Neill	Goss	W, 61-57 (N)
Northern Kentucky	Goodin-Rogers	Bishop	Thompson	O'Neill	Goss	W, 82-64 (H)
Louisville	Goodin-Rogers	Bishop	Thompson	O'Neill	Goss	W, 77-68 (A)
Middle Tennessee	Goodin-Rogers	Rice	Thompson	O'Neill	Goss	W, 78-62 (H)
Belmont	Goodin-Rogers	Rice	Thompson	O'Neill	Goss	W, 71-55 (H)
Duke	Goodin-Rogers	Rice	Thompson	O'Neill	Harper	L, 89-68 (A)
Tennessee State	Goodin-Rogers	Bishop	Thompson	Epps	Harper	W, 87-75 (H)
Alabama	Goodin-Rogers	Bishop	Thompson	Epps	Harper	W, 78-66 (A)
Auburn	Jennings	Bishop	Thompson	Epps	Harper	W, 78-57 (H)
Florida	Jennings	Bishop	Epps	Harper	Goss	W, 62-56 (H)

Record by Lineups:

1.	Goodin-Rogers	Bishop	Thompson	O'Neill	Goss	8-1
2.	Goodin-Rogers	Rice	Thompson	O'Neill	Goss	2-0
3.	Goodin-Rogers	Rice	Thompson	O'Neill	Harper	0-1
4.	Goodin-Rogers	Bishop	Thompson	Epps	Harper	2-0
5.	Jennings	Bishop	Thompson	Epps	Harper	1-0
6.	Jennings	Bishop	Epps	Harper	Goss	1-0

Bold - Lineup in UK's last game

ed the ball, but Sharane Campbell's jumper hit the rim as time expired in regulation.

- In overtime, UK scored eight of the first 10 points to go up 87-81 on Azia Bishop's layup with 2:42 left. Epps had nine of her 29 points in the extra minutes as UK held on the for the 92-88 victory.

- Against USF, UK trailed for the first 32:45 of the game, and by as many as nine in the first half, before taking a 51-49 lead with 5:36 to play

- Kentucky went on a 17-7 run to take its first lead and did not relinquish the lead the final 5:29.

- Epps, named MVP of the Jam, came off the bench to score 12 points, including 11 in the decisive second half.

- O'Neill, who was named to the All-Tournament team, posted a team-high 17 points, including 13 in the second half.

- Junior Janee Thompson scored a season-high tying 15 points, including a team-high 10 in the first half.

WILDCATS UPSET NO. 7/7 LOUISVILLE ON THE ROAD

Despite trailing 16 points in the first half and by as many as 15 points in the second half, the Wildcats kept their composure and mounted what would tie the largest comeback in the Matthew Mitchell era and seventh-largest comeback in school history when UK upset instate rival and seventh-ranked Louisville in the KFC Yum! Center on Dec. 7.

UK outscored the Cards 48-26 in the second half by shooting 55.6 percent from the field and with the help of the UK guards. With the game tied at 66 with 3:30 to go, junior point guard Janee Thompson hit a crucial 3-pointer to give UK a lead it would not relinquish. Overall, Thompson netted 16 of her season- and game-

high 19 points in the second half, while also grabbing a game-high four steals. Senior guard Jennifer O'Neill added 17 points, while sophomore guard Linnae Harper added 12 points, senior guard Bria Goss 11 and sophomore guard Makayla Epps 10. The UK guards accounted for 69 of 77 points in the game (89 percent), giving UK its fourth straight win over the Cardinals and second win over a top-10 opponent this season.

CATS UPSET NO. 8/9 BAYLOR IN RUPP ARENA

After being down by 14 points early in the second half, No. 13/10 Kentucky clawed back for one of the largest comebacks in school history by upsetting No. 8/9 Baylor on Monday, Nov. 17 in front of 22,075 fans in Rupp Arena.

The Wildcats trailed 40-26 early in the second half before using a 10-0 run to cut the lead to 40-36 with 16:49 to go in the game. Senior Bria Goss hit a 3-pointer with 7:29 to play, giving UK its first lead, 57-56, since early in the contest. Baylor would fight back to tie the game at 64 with 2:28 to go but senior Jennifer O'Neill, who had struggled from behind the arc all night at 0-of-10, hit a free throw and her lone 3-pointer of the night to give UK a four-point, 68-64, lead with 1:17 left. The Cats would hang on for the 10-point win in what would tie as the 10th largest comeback in school history and the second-largest in the Matthew Mitchell Era.

O'Neill finished with a team-high 22 points, including 18 in the second half, while sophomore guards Makayla Epps and Linnae Harper added 12 and 11 points, respectively.

The attendance was the second largest in school history behind last season's school record of 23,706 vs. No. 2 Duke in Rupp Arena.

FOUR FORMER WILDCATS PLAYING OVERSEAS

Recent UK Hoops graduates Kastine Evans, DeNesha Stallworth and Samarie Walker signed professional contracts to continue their playing careers overseas.

Evans is playing for the Leicester Riders in Leicester, England while also working on a master's degree in applied finance and banking at Loughborough University.

Stallworth signed to play with Universitario de Ferrol in Spain and Walker also is in Spain, playing for Stadium Casablanca.

Former Wildcat A'dia Mathies recently signed to play overseas as well, suiting up with Ramat Hasharon in Israel.

SEVEN HIGH SCHOOL ALL-AMERICANS DON THE BLUE AND WHITE

A school-record tying seven high school All-Americans are on this year's squad (Makayla Epps, Bria Goss, Linnae Harper, Jennifer O'Neill, Janee Thompson, Alexis Jennings and Alyssa Rice). Last year's squad also had seven prep All-Americans.

MATTHEW AND JENNA MITCHELL DONATE \$1 MILLION TO UK ATHLETICS

In June of 2014, Coach Matthew Mitchell and his wife, Jenna, pledged \$1 million over the next 10 years to the University of Kentucky Athletics Department. The donation will provide UK Athletics \$100,000 per year over the next 10 years to be used for a variety of capital projects, including updates and renovations for football. The donation is the largest ever given by a UK athletics employee to the athletics department.

KENTUCKY SIGNS SIXTH STRAIGHT TOP-20 RECRUITING CLASS

Four of the nation's top-rated recruits in Batouly Camara, No. 2 power forward, (Blair Academy in Blairstown, N.J./New York), Maci Morris, No. 10 shooting guard, (Bell County High School/Pineville, Ky.), Taylor Murray (Annapolis Area Christian/Odenton, Md.), No. 15 overall player, and Morgan Rich (Allen County-Scottsville High School/Scottsville, Ky.) have inked National Letters of Intent to play for Kentucky, giving head coach Matthew Mitchell his sixth straight top-20 recruiting class. The class is ranked seventh nationally by Blue Star Basketball and 13th by Collegiate Girls Basketball Report and espnW hoopgurlz.

RUPP ARENA CHOSEN FOR THREE STRAIGHT NCAA REGIONAL TOURNAMENTS

For the first time since the women's basketball Final Four in 1986, Rupp Arena and the University of Kentucky have been selected to host the NCAA regional tournament in 2016, 2017 and 2018 for women's basketball, the NCAA Division I Women's Basketball Committee has announced.

In 2016, Bridgeport, Conn. (Webster Bank Arena), Dallas, Texas (American Airlines Center), Lexington (Rupp Arena) and Sioux Falls, S.D. (Denny Sanford Premier Center) will serve as the

MITCHELL VS. THE SEC

SEC Record Under Mitchell: 75-38 (66.4)

Home: 44-13

Away: 31-25

SEC Standings in the Mitchell Era:

2008: 4th (8-6) 4-3 (H) - 4-3 (A)

2009: 10th (5-9) 3-4 (H) - 2-5 (A)

2010: 2nd (11-5) 8-0 (H) - 3-5 (A)

2011: 2nd (11-5) 6-2 (H) - 5-3 (A)

2012: 1st (13-3) 8-0 (H) - 5-3 (A)

2013: 2nd (13-3) 7-1 (H) - 6-2 (A)

2014: 4th (10-6) 5-3 (H) - 5-3 (A)

SEC Championships: 2012

SEC Coach of the Year: 2010, 2012

SEC Player of the Year:

Victoria Dunlap: 2010, 2011

Adia Mathies: 2012, 2013

SEC Freshman of the Year:

Adia Mathies: 2010

Bria Goss: 2012

SEC Defensive Player of the Year:

Victoria Dunlap: 2011

SEC 6th Woman of the Year:

Keyla Snowden: 2012 (Co-player)

Jennifer O'Neill: 2014 (Co-player)

All-SEC First Team Members:

Victoria Dunlap: 2010, 2011

Adia Mathies: 2012, 2013

DeNesha Stallworth: 2013

All-SEC Second Team Members:

Sarah Elliott: 2008

Samantha Mahoney: 2008

Victoria Dunlap: 2009

Adia Mathies: 2010

Samarie Walker: 2013

Jennifer O'Neill: 2014

DeNesha Stallworth: 2014

All-SEC Freshman Team:

Victoria Dunlap: 2008

Amber Smith: 2008

Adia Mathies: 2010

Bernisha Pinkett: 2011

Bria Goss: 2012

Linnae Harper: 2014

SEC All-Defensive Team:

Victoria Dunlap: 2010, 2011

Adia Mathies: 2011, 2012

The native of Corona, Calif., was named the Pac-12 Freshman of the Year and earned All-Pac 12 honors after leading the Ducks in scoring last season with 21.6 points in 32 games. Rowe's 690 total points were the most by a freshman in Oregon history and the 12th most in Pac-12 single-season history. She was just four points shy of breaking the Oregon single-season scoring record of 693, set by Alison Lang in 1982-83. She also set the Oregon record for most points in a single game when she poured in 41 vs. Seattle University on Dec. 4, 2013 with 41, totaling three 35+ point games. She also posted four double-doubles.

At Santiago High School, Rowe averaged a team-high 19.9 points per game to go along with 4.9 rebounds, 3.4 steals and 2.7 assists per game as a senior. She led Santiago to No. 7 national ranking and a 29-3 overall record, including a 10-0 mark in league play. Rowe was rated one of the top 10 players in California and one of the top-20 shooting guards coming out of high school.

She will have three years of eligibility remaining, beginning at the conclusion of the fall semester in December 2015.

UK IN THE SEC/NCAA STATS

Team (as of Jan. 16)

Category	NCAA	Overall	SEC Only
Scoring Offense	29th	3rd (76.4)	2nd (68.4)
Scoring Defense	250th	14th (67.1)	7th (61.0)
Scoring Margin	69th	6th (+9.3)	3rd (+7.4)
Free Throw %	231st	11th (.635)	13th (.622)
Field Goal %	159th	9th (.400)	8th (.379)
Field Goal % Def.	230th	14th (.406)	7th (.382)
3-Pt. FG Made	202nd	9th (78)	8th (22)
3-Pt. FG %	213th	12th (.269)	8th (.275)
3-Pt. FG % Def.	182nd	7th (.284)	2nd (.232)
Rebounding Offense	22nd	8th (41.3)	8th (37.2)
Rebounding Defense	74th	14th (40.9)	14th (46.5)
Rebounding Margin	67th	14th (+0.4)	14th (-8.4)
Blocked Shots	63rd	4th (4.3)	5th (3.8)
Assists	209th	13th (11.9)	7th (12.2)
Steals	86th	8th (10.7)	3rd (11.2)
Turnover Margin	52nd	2nd (+7.2)	1st (+9.4)
Assist/TO Ratio	232nd	10th (0.7)	3rd (0.9)
Offensive Rebounds	38rd	3rd (17.3)	2nd (15.2)
Defensive Rebounds	119th	12th (24.0)	10 (22.0)
Defensive Rebound %	200th	14th (.636)	14th (.561)
Offensive Rebound %	44th	7th (.389)	7th (.389)
9th (.349)			

Individual

Category	NCAA	Overall	SEC Only
Janee Thompson			
Scoring	-	25th (10.1)	-
Assists	-	13th (3.1)	3rd (5.0)
Free Throw %	-	6th (.781)	10th (.576)
Minutes Played	-	9th (30.7)	5th (38.4)

Jennifer O'Neill

Scoring	72nd	7th (14.4)	11th (12.4)
3-pt FG's made	-	7th (1.7)	3rd (2.4)
3-pt FG %	-	-	4th (.275)

Makayla Epps

Scoring	-	11th (13.2)	10th (12.6)
Minutes Played	-	8th (30.8)	-
Free Throw %	-	12th (.698)	8th (.840)

Azia Bishop

Blocked Shots	44th	2nd (1.8)	4th (1.6)
Rebounds Per Game	173rd	17th (6.4)	19th (5.8)
Offensive Rebounds	-	10th (3.0)	10th (2.8)
Steals	-	-	9th (1.8)

Linnae Harper

Scoring	-	20th (10.9)	16th (11.4)
Rebounding	-	14th (6.8)	3rd (9.9)
Steals	-	8th (2.2)	1st (3.2)
Offensive Rebounds	-	9th (3.1)	10th (2.8)

Alexis Jennings

Scoring	-	-	19th (11.2)
---------	---	---	-------------

four regional sites March 25-28.

In 2017, Bridgeport (Webster Bank Arena) and Lexington (Rupp Arena) will again host, joined by Oklahoma City (Chesapeake Energy Arena) and Stockton (Stockton Arena) March 24-27.

In 2018, Lexington will again play host at Rupp Arena, joined by Albany, N.Y. (Times Union Center), Kansas City, Mo. (Sprint Center) and Spokane, Wash. (Spokane Veterans Memorial Arena), with regional play taking place March 23-26.

KENTUCKY ADDS OREGON TRANSFER CHRISHAE ROWE

Former Oregon women's basketball stand-out Chrishae Rowe has transferred to play at Kentucky. Per NCAA transfer rules, the 5-foot-10 Rowe will be permitted to practice but will not be able to participate in games or travel with the team. She will be eligible for games following the fall semester of the 2015-16 season.

WHEN WAS THE LAST TIME ...

Individuals

SCORING

A player score 40+ points: *43, Jennifer O'Neill vs. Baylor, 12-6-13

A player score 30+ points: 43, Jennifer O'Neill vs. Baylor, 12-6-13

A player score 25+ points: 27, Alexis Jennings vs. Tennessee St., 12-28-14

A player score 20+ points: 20, Makayla Epps vs. Florida, 1-15-15

Player came off the bench and score 20 or more points:

21, Alexis Jennings vs. Alabama, 1-2-15

Two players score 20 or more points in a game: vs. Oklahoma, 11-28-14
(29, Makayla Epps and 22, Linnae Harper)

Three players had 20 or more points in a game: vs. Alabama-Birmingham,
2-5-88 (23, Pam Shrum; 20, Bebe Croley and 20, Jodie Whitaker)

Two players score 30 points or more in a game: n/a

A player record four or more consecutive 20-plus point games:

4 by Sara Potts (22 vs. Butler, 11/19/04, 21 vs. Florida A&M, 11/21/04; 27 vs. Oregon State, 11/25/04; 24 vs. South Dakota State, 11/26/04)

A player record three or more consecutive 20-plus point games:

3 by Jennifer O'Neill (20 at Florida, 2-9-14; 27 vs. Ole Miss, 2-13-14;

24 at Tennessee, 2-16-14)

A player record back-to-back 20-plus point games: 2 by Alexis Jennings
(27 vs. Tennessee State, 12-28-14; 21 vs. Alabama, 1-2-15)

A player record back-to-back 30-plus point games: Sara Potts
(32 vs. UTC, 3/20/05) and (31 vs. Xavier, 3/24/05)

A player score 15 or more points in the 1st half: 16, Kyvin Goodin-Rogers
vs. Northern Kentucky, 12-3-14

A player score 15+ points in the 2nd half and OT: 15, Janee Thompson
vs. Ole Miss, 1-4-15

A player score 20+ points in the 1st half: 20, Amani Franklin vs. UCSB, 12-21-08

A player score 20+ points in the 2nd half and OT: 33, Jennifer O'Neill
vs. Baylor, 12-6-13

A player hit a last-second shot to win the game: Janee Thompson vs.
Louisville, 12-2-12 (hit a 3-pointer with 8.7 seconds remaining in the game to
give UK a one-point lead and the eventual win, 48-47)

A freshman score 25 points or more: 27, Alexis Jennings
vs. Tennessee St., 12-28-14

All five starters in double figures: vs. Missouri, 1-12-14

No player scored in double figures: vs. LSU, 1-16-03

DOUBLE-DOUBLES

A player record a double-double:

Linnae Harper (12 pts/14 rbs) vs. Ole Miss, 1-4-15

10-20 Game: DeNesha Stallworth (16 pts/20 rbs) at Mississippi State, 2-27-14

20-20 Game: Valerie Still (42 pts/20 rbs) vs. Charleston, 12-19-82

20-10 Game: Makayla Epps (29 pts/10 rbs) and Linnae Harper (22 pts/12 rbs)
vs. Oklahoma, 11-28-14

30-10 Game: Victoria Dunlap (33 pts/18 rbs) vs. Butler, 11-15-09

More than one player with a double-double in the same game:

Makayla Epps (29 pts/10 rbs) and Linnae Harper (22 pts/12 rbs) vs.
Oklahoma, 11-28-14

Three players with a double-double in the same game: Jodie Whitaker
(16/14 assists), Pam Shrum (20/11), Bebe Croley (25/15) vs. East Carolina, 11-28-89

A player record back-to-back double-doubles: DeNesha Stallworth
(11 pts/12 rbs) at Texas A&M, 2-23-14 and (16 pts/21 rbs) at Mississippi
State, 2-27-14

More than one player record back-to-back double-doubles:

Victoria Dunlap (11 pts/12 rbs) and Eleia Roddy (13 pts/10 rbs) vs.
NCAT, 1-1-09; Victoria Dunlap (20 pts/15 rbs) and Eleia Roddy (11 pts/10 rbs)
vs. Miami (Ohio), 1-3-09

Double-Double in Points and Rebs: Linnae Harper (12 pts/14 rbs)
vs. Ole Miss, 1-4-15

Double-Double in Points and Assists: Janee Thompson (12 pts/10 assists)
vs. Alabama 1-2-15

Double-Double in Points and Blocks: n/a

Double-Double in Points and Steals: Leslie Nichols (18 pts/11 steals)

vs. Louisville, 2-14-86

A player record four or more consecutive double-doubles: 4 straight
Victoria Dunlap (16 pts/12 rbs) vs. Alabama, 1/15/09; (12 pts/13 rbs) vs. Miss.
State, 1-18-09; vs. LSU (10 pts/11 rbs, 1/25/09; (16 pts/12 rbs) vs. Florida,
1-29-09; 7 straight - Eleia Roddy vs. ETSU (13 pts/11 rbs) 12/12/08;
vs. Louisville (13 pts/15 rbs) 12-14-08; vs. Alabama A&M, 12-19-08
(17 pts/12 rbs); vs. UC Santa Barbara, 12-21-08 (14 pts/10 rbs); vs. IUPUI
(15 pts/10 rbs) 12-30-08; vs. NCAT (13 pts/10 rbs) 1-1-09; vs. Miami (Ohio)
(11 pts/10 rbs), 1-3-09

A player record a triple-double in a game: (only one in school history)
Leslie Nichols vs. Louisville, 2-14-86 (18 points, 13 rebounds, 11 steals)

A player record a perfect game (at least five FGs made): Makayla Epps vs.
Middle Tennessee, 12-12-14 (6-of-6 FGs)

Five or more players score in double figures: 5 vs. Louisville (12-7-14) -
Thompson (19), O'Neill (17), Harper (12), Goss (11) and Epps (10)

Six or more players score in double figures: 6 vs. Grambling (12-29-13) -
Goss (23), Harper (15), Thompson (13), Evans (11), Walker (11), Epps (10)

Seven or more players score in double figures: 8 vs. Lipscomb (11-21-13) -
Stallworth (14), Walker (10), Thompson (16), Goss (18), Evans (12), O'Neill (11),
Pinkett (15), Harper (12)

FIELD GOALS

Made 12 FG in a game: 14, Jennifer O'Neill vs. Baylor, 12-6-13

Made 13 FG in a game: 14, Jennifer O'Neill vs. Baylor, 12-6-13

Made 14 FG in a game: 14, Jennifer O'Neill vs. Baylor, 12-6-13

Made 15 FG in a game: 17, Malinka Salhi vs. Ohio State, 11-28-90

Made 16 FG in a game: 17, Malinka Salhi vs. Ohio State, 11-28-90

Made 17 FG in a game: 17, Malinka Salhi vs. Ohio State, 11-28-90

Made 18 FG in a game: 18, Valerie Still vs. Florida, 2-20-82

FIELD GOALS ATTEMPTED

Attempted 29 FG in a game: *31, Jennifer O'Neill vs. Baylor, 12-6-13

Attempted 28 FG in a game: 31, Jennifer O'Neill vs. Baylor, 12-6-13

Attempted 25 FG in a game: 31, Jennifer O'Neill vs. Baylor, 12-6-13

Attempted 24 FG in a game: 31, Jennifer O'Neill vs. Baylor, 12-6-13

Attempted 23 FG in a game: 31, Jennifer O'Neill vs. Baylor, 12-6-13

Attempted 22 FG in a game: 31, Jennifer O'Neill vs. Baylor, 12-6-13

Attempted 21 FG in a game: 21, Jennifer O'Neill vs. Duke, 12-21-14

Attempted 20 FG in a game: 21, Jennifer O'Neill vs. Duke, 12-21-14

Attempted 19 FG in a game: 21, Jennifer O'Neill vs. Duke, 12-21-14

Attempted 18 FG in a game: 21, Jennifer O'Neill vs. Duke, 12-21-14

Attempted 17 FG in a game: 17, Makayla Epps vs. Ole Miss, 1-4-15

THREE-POINTERS

A player with five in a game: 5, Jennifer O'Neill vs. Auburn, 1-8-15

A player with six in a game: 6, A'dia Mathies vs. Dayton, 3-26-13 (6-of-7)

A player with seven in a game: *7, Sara Potts vs. Chattanooga, 3-20-05 (7-of-14)

Attempted 10 or more in a game: 11, Jennifer O'Neill vs. Auburn, 1-8-15

FREE THROWS

Made 10 FT in a game: 10, Bria Goss vs. Northern Kentucky, 12-3-14

Made 11 FT in a game: 11, Makayla Epps vs. Oklahoma, 11-28-14

Made 12 FT or more in a game: 12, Bria Goss vs. Grambling State, 12-29-13

Attempted 10 FT in a game: 11, Janee Thompson vs. Ole Miss, 1-4-15

Attempted 11 FT in a game: 11, Janee Thompson vs. Ole Miss, 1-4-15

Attempted 12 FT in a game: 12, Harper and Jennings vs. TSU, 12-28-14

Attempted 15 or more FTs in a game: 15, Makayla Epps vs. Oklahoma, 11-28-14

Hit 100% (10 or more attempts): Bria Goss vs. Missouri, 1-12-14 (10-10)

REBOUNDS

A player with 10+ rebounds: 10, Azia Bishop vs. Auburn, 1-8-15

A player with 11+ rebounds: 14, Linnae Harper vs. Ole Miss, 1-4-15

A player with 12+ rebounds: 14, Linnae Harper vs. Ole Miss, 1-4-15

A player with 13+ rebounds: 14, Linnae Harper vs. Ole Miss, 1-4-15

WHEN WAS THE LAST TIME ...

A player with 14+ rebounds: 14, Linnae Harper vs. Ole Miss, 1-4-15
A player with 15+ rebounds: 20, DeNesha Stallworth at Miss. State, 2-27-14
A player with 20+ rebounds: 20, DeNesha Stallworth at Miss. State, 2-27-14
A player with 21+ rebounds: 23, Victoria Dunlap vs. Louisville, 12-05-10
A player with 25+ rebounds: *27, Valerie Still vs. National College, 2-9-82
A player with back-to-back games with 15+ rebounds: Victoria Dunlap 18 vs. Butler (11-15-09) and 16 vs. Morehead State (11-17-09)
10+ Rebs in three consecutive games: 4, Victoria Dunlap (2009)
10+ Rebs in four consecutive games: 4, Victoria Dunlap (2009)
10+ Rebs in five consecutive games: 7, Eleia Roddy (2008)
10+ Rebs in six consecutive games: 7, Eleia Roddy (2008)
Two players grab 10+ rebounds in a game: Makayla Epps (10 rbs) and Linnae Harper (12 rbs) vs. Oklahoma, 11-28-14
Three players grab 10+ rebounds in a game: 13, Samarie Walker, 10, Azia Bishop and DeNesha Stallworth vs. Morehead State, 11-23-12

ASSISTS

A player with 8 or more assists in a game: 10, Janee Thompson vs. Alabama, 1-2-15
A player with 9 or more assists in a game: 10, Janee Thompson vs. Alabama, 1-2-15
A player with 10 or more assists in a game: 10, Janee Thompson vs. Alabama, 1-2-15
A player with 11 or more assists in a game: 11, Carly Ormerod vs. Ball St., 3-19-07
A player with 12 or more assists in a game: 12, Stacey Reed vs. Detroit, 12-1-93

BLOCKS

A player with 5 or more blocks in a game: 5, Azia Bishop vs. Auburn, 1-8-15
A player with 6 or more blocks in a game: 6, Azia Bishop vs. Tennessee State, 12-28-14
A player with 7 or more blocks in a game: *7, DeNesha Stallworth vs. Texas A&M, 2-18-13

STEALS

A player with 5 steals in a game: 6, Linnae Harper vs. Florida, 1-15-15
A player with 6 steals in a game: 6, Linnae Harper vs. Florida, 1-15-15
A player with 7 steals in a game: 7, Janee Thompson vs. TSU, 12-28-14
A player with 8 steals in a game: 9, A'dia Mathies vs. Nebraska-Omaha, 11-23-11
A player with 9 steals in a game: 9, A'dia Mathies vs. Nebraska-Omaha, 11-23-11
A player with 10 steals in a game: 10, Erica Jackson vs. Eastern Kentucky, 2-16-99
A player with 11 or more steals in a game: *11, Leslie Nichols vs. Louisville, 2-14-86

MINUTES

Played every minute of a game: 40, Victoria Dunlap vs. Chattanooga, 3-19-09
Played over 40 minutes: 41, Makayla Epps vs. Oklahoma, 11-28-14
Played over 45 minutes: vs. Baylor, 12-6-13 (Goss 49; Evans 51; O'Neill 46)
Played over 50 minutes: 51, Kastine Evans vs. Baylor - 4OT, 12-6-13

FOULS

Four or more UK players foul out in a game: Jennifer Humphrey, Sarah Elliott, Chanté Bowman, Brittany Edelen vs. Louisville, 12-3-06

TEAM

THE LAST TIME KENTUCKY...

Won a game by 20 or more points: +21 (78-57) vs. Auburn, 1-8-15
Won an SEC game by 20 or more points: +30 (108-78) vs. Ole Miss, 2-13-14
Won a game by 30 or more points: +37 (111-74) vs. Appalachian St., 11-14-14
Won an SEC game by 30 or more points: +30 (108-78) vs. Ole Miss, 2-13-14
Won a game by 40 or more points: +46 (106-60) vs. Wright State, 3-22-14
Won an SEC game by 40 or more points: +44 (97-53) vs. Auburn, 1-20-13
Won a game by 50 or more points: +63 (109-49) vs. Grambling St., 12-29-13
Won an SEC game by 50 or more points: *+53 (100-47) vs. Mississippi State, 1-17-13

Won a game by 60 or more points: +63 (109-49) vs. Grambling St., 12-29-13
Won a game by 70 or more points: +75 (100-25) vs. Jacksonville State, 11-15-11
Scored 100 pts or more in a game: 111 vs. Appalachian St., 11-14-14
Scored 100 pts or more in a regular-season game: 111 vs. App. St., 11-14-14
Scored 100 pts or more in an SEC game: 108 vs. Ole Miss, 2-13-14
Scored 90 points or more in a game: 92 vs. Oklahoma, 11-28-14
Scored 90 points or more in three straight games: 96 vs. Wagner, 11-10-13; 103 vs. Georgia Southern, 11-13-13; 96 vs. Central Michigan, 11-17-13
Scored 90 points or more in four straight games: 4 - 96 vs. Wagner, 11-10-13; 103 vs. Georgia Southern, 11-13-13; 96 vs. Central Michigan, 11-17-13, 116 vs. Lipscomb 11-12-13
Scored 80 points or more in a game: 87 vs. TSU, 12-28-14
Scored 50 points or more in the first half: 58 vs. Appalachian St., 11-14-14
Scored 50 points or more in the second half: 50 vs. Alabama, 1-2-15
Scored 60 points or more in first half: 60 vs. Grambling, 12-29-13
Scored 60 points or more in second half: 60 vs. Ole Miss, 2-13-14
Lost a game by 20 or more points: -21 (89-68) vs. Duke, 12-21-2014
Lost a game by 30 or more points: -34 (51-85) vs. Baylor, 11-13-2012
Lost a game by 40 or more points: -44 (39-83) vs. Tennessee, 1-27-2001
Lost an SEC game by 40 or more points: -44 (39-83) vs. Tennessee, 1-27-2001
Lost a game by 50 or more points: -72 (38-110) vs. Tennessee, 1-21-2001
Lost a game by 60 or more points: -72 (38-110) vs. Tennessee, 1-21-2001
Lost a game by 70 or more points: -72 (38-110) vs. Tennessee, 1-21-2001

Allowed 100 points: 130 by Baylor, 12-6-13
Allowed 90 or more points: 90 by Baylor, 3-29-14
Scored less than 50 points: 48 vs. Louisville, 12-2-12
Scored less than 40 points: 36 vs. LSU, 12-18-2005
Scored less than 25 points in a half: 24 (2nd half) vs. Central Michigan, 11-22-14
Scored less than 20 points in a half: 19 (1st half) vs. Georgia, 3-9-13

Held an opponent to 50 points or less: 46 by Grambling, 12-29-13
Held an opponent to 40 points or less: 38 by Georgia Southern, 11-13-13
Held an opponent to 30 points or less: 23 by Alcorn State, 12-28-12

Held an opponent to 20 points or less in the first half: 19 by Grambling, 12-29-13
Held an opponent to 20 points or less in the second half: 20 by Lipscomb, 11-21-13
Held an SEC opponent to 20 points or less in the first half: 13 by Ole Miss, 2-25-13
Held an opponent to 10 points or less in the first half: *9 by Charleston Southern, 12-10-04
Held an opponent to 10 points or less in the second half: 10 by Florida A&M, 12-13-09

Won a game after trailing at the half: vs. Ole Miss, 1-4-15 (27-25)
Won an SEC game after trailing at the half: vs. Ole Miss, 1-4-15 (27-25)
Won a game after trailing at the half at home: vs. Ole Miss, 1-4-15 (27-25)
Won a game after trailing at the half on the road: vs. Alabama, 1-2-15 (36-28)

Scored 100 or more points and lost: n/a
Scored 80 points or more and lost: at Florida, 2-9-14 (80-86)
Scored 50 points or fewer and won: 48 vs. Louisville, 12-2-12

Game decided by one point: vs. Tennessee, 3-9-14 (70-71)
Game decided by two points: vs. Vanderbilt, 3-2-14 (65-63)
Game decided by three points: vs. Central Michigan, 11-22-14 (71-68)

Shot 50 percent or better vs. non-conference opponent: 52.0 % (39-of-75) vs. Appalachian St., 11-14-14
Shot 50 percent or better vs. SEC opponent: 50.0 vs. Mississippi State, 1-17-13
Shot 50 percent or better in consecutive games: Three - Lipscomb (.523)

WHEN WAS THE LAST TIME ...

11-21-13; Middle Tennessee (.500) 11-24-13; Bradley (.506) 11-27-13
Shot 55 percent or better: 55.0 % (44-of-80) vs. Wright State, 3-22-14
Shot 60 percent or better: 60.7 vs. Arkansas, 2-18-07
Shot higher 70 percent or higher in a half: 72.2 (2nd half) vs. Liberty, 3-20-10
Shot 30 percent or lower: 30.6 vs. UConn, 4-1-13 (19-of-62)
Shot 20 percent or lower: 20.0 vs. Georgia, (12-of-60), 3-02-07
Shot 15 percent or lower in a half: 13.6 (1st half) vs. USC (3-of-22), 3-2-08

Held an opponent to lower than 30 percent: 22.9 % (19-of-83)
 by Wright State, 3-22-14
Held an opponent to lower than 20 percent: 18.0 by Stetson (9-of-50), 11-22-05
Held an opponent to lower than 15 percent in a half: 13.3 (1st half)
 vs. Alcorn State, 12-28-12
Opponent shot 50 percent or better: 55.8 by Duke (29-of-52), 12-21-14
Opponent shot 60 percent or better: 61.5 by Oklahoma (32-of-52), 3-30-10
Opponent shot 50 percent or better in consecutive games: Four straight -
 LSU (.567) 2-5-12; Tennessee (.590) 2-13-12; Alabama (.537) 2-16-12;
 Vanderbilt (.535) 2-20-12

Did not hit a 3-pointer: vs. Illinois, 11-27-14 (0-of-6)
Held opponent without a 3-pointer: Louisville, 12-7-14 (0-5)
Held consecutive opponents without a 3-pointer: Delaware State,
 11-10-12 (0-of-0) and Baylor, 11-13-12 (0-3)
Opponent hit 10 or more three-pointers: 10 by Florida, 3-7-14 (10-of-25)
Hit 10 or more 3-pointers: 10 vs. Alabama, 1-2-13
Hit 11 or more 3-pointers: 12 vs. Auburn, 1-20-13
Hit 12 or more 3-pointers: 12 vs. Auburn, 1-20-13
Hit 13 or more 3-pointers: *14 vs. Mississippi State, 1-8-12 (14-of-30)

Pulled down 60 or more rebounds: *67 vs. Wright State, 3-22-14
Pulled down 65 or more rebounds: *67 vs. Wright State, 3-22-14
Outrebounded by 20 or more rebounds: 25 by South Carolina, 2-20-14 (44-19)

Had 30 or more assists in a game: *34 vs. Western Kentucky (2/16/81)
Had 20 or more assists in a game: 24 vs. Appalachian St., 11-14-14
Had 20 or more assists in three straight games: 4 - 25 vs. Wagner, 11-10-13;
 26 vs. Georgia Southern, 11-13-13; 21 vs. Central Michigan, 11-17-13; 22 vs.
 Lipscomb, 11-21-13
Had 20 or more assists in four straight games: 25 vs. Wagner, 11-10-13;
 26 vs. Georgia Southern, 11-13-13; 21 vs. Central Michigan, 11-17-13; 22 vs.
 Lipscomb, 11-21-13
Had 20 or more assists in five straight games: 26 vs. Louisville (2/23/82);
 25 vs. Alabama (2/26/82); 29 vs. LSU (2/27/82), 27 vs. Tennessee (2/28/82) and
 24 vs. Illinois (3/14/82)

Had 19 or more blocks in a game: *19 vs. North Carolina A&T, 12-6-05
Had 10 or more blocks in a game: 12 vs. Wright State, 3-22-14
Opponent had 10 or more blocks in a game: 16 by South Carolina, 1-9-14

Had 10 or more steals in a game: 13 vs. Florida, 1-15-15
Had 20 or more steals in a game: 24 vs. Georgia Southern, 11-13-13
Had 25 or more steals in a game: *28 vs. West Virginia, 12-12-93
Opponent had 10 or more steals in a game: 10 by Duke, 12-21-14

Forced 30 or more turnovers in a game: 31 vs. Appalachian St., 11-14-14
Forced 30 or more turnovers in an SEC game: 31 vs. Tennessee, 3-3-13
Forced 40 or more turnovers in a game: *49 vs. Arkansas-Pine Bluff, 12-11-11

Committed 30 or more turnovers in a game: 34 vs. Green Bay, 3-19-12
Committed 30 or more turnovers and won a game: 34 vs. Green Bay, 3-19-12
Committed five turnovers or less: 5 vs. South Carolina, 3-8-14
Committed 10 turnovers or less in a non-conference game: 8 vs. Baylor, 3-29-14
Committed 10 turnovers or less in an SEC game: 9 vs. South Carolina, 2-20-14
Committed more turnovers than the opponent: vs. Middle Tennessee,

12-12-14 (28 compared to 25)
Opponent committed less than 10 turnovers: 9 by Baylor, 3-29-14

Attempted 40 FT: 43 vs. Tennessee State, 12-28-14
Attempted less than five FT: 4 vs. South Carolina, 1-13-11
Made 30 FT: 34 vs. Oklahoma, 11-28-14
Made 40 FT: 49* vs. Baylor, 12-6-13
Hit 100 percent from the free-throw line (min. 10 made): *12-of-12 vs.
 Missouri, 1-13-13

Won an overtime game: vs. Oklahoma, 11-28-14 (92-88) (N)
Lost an overtime game: vs. Georgia, 1-7-10 (61-60) (A)
Played a double-overtime game: vs. Baylor, 12-6-13 (133-130) (N) 4OT
Played a triple-overtime game: vs. Baylor, 12-6-13 (133-130) (N) 4OT
Played a quadruple-overtime game: vs. Baylor, 12-6-13 (133-130) (N) 4OT

Started three freshmen in a game: (Evans, Conwright, Drake) vs. UTC, 12-11-10
Started four freshmen in a game: (Mendeng, Helm, Hawthorne, Stoglin)
 vs. Tennessee, 1-27-2001

Defeated a Top-5 opponent: 3-8-14 - UK 68 - #5/7 South Carolina 58 (N)
Defeated a Top-10 opponent: 12-7-14 - UK 77 - #7/7 Louisville 68 (A)
Defeated a Top-25 opponent: 12-7-14 - UK 77 - #7/7 Louisville 68 (A)
Defeated a Top-25 non-conference opponent at home: 11-17-14 - UK
 74 - #8/9 Baylor 64 (H) Rupp Arena
Defeated a Top-25 non-conference opponent on the road: 12-7-14 -
 UK 77 - #7/7 Louisville 68 (A)
Defeated a Top-25 opponent at a neutral site: 3-8-14 - UK 68 - #5/7
 South Carolina 58 (N) - SEC Tournament Semifinals
Defeated a Top-10 SEC opponent at home: 3-3-13 - #8/8 Tennessee (78-65)
Defeated a Top-25 SEC opponent at home: 2-2-14 - #14/14 LSU (63-56)
Defeated a Top-25 opponent on the road: 2-23-14 - UK 83 - #16/13 TAMU 74 (A)
Defeated a Top-25 SEC opponent on the road: 2-23-14 - UK 83 - #16/13 TAMU 74 (A)
Defeated a Top-10 opponent on the road: 12-7-14 - UK 77 - #7/7 Louisville 68 (A)
Defeated a Top-10 SEC opponent on the road: 2-16-14 - UK 75 - #8/8 Tennessee 71 (A)

Was defeated by an unranked opponent (while ranked) at home: vs.
 Alabama (55-57), 1-23-14 (#9/8 in both polls)
Was defeated by an unranked opponent (while ranked) on the road:
 at Florida (80-86), 2-9-14 (#15/13)
Was defeated by an unranked opponent (while ranked) at a neutral site:
 vs. Illinois (77-71), 11-27-14 (#9/10)

Was ranked in the AP Poll: No. 10 (1-12-14)
Was ranked in the USA Today/ESPN Coaches poll: No. 11 (1-13-14)

** Denotes a school record*

Head Coach Matthew Mitchell

UK's All-Time Winningest Coach 8th Season at Kentucky



- Became UK's all-time winningest coach on March 3, 2013 with 139 wins in just six seasons.
- Two-time AP SEC Coach of the Year (2010 & 2012).
- Has led UK to a postseason tournament in each of his seven seasons. (2 WNIT, 5 NCAA)
- School-record five consecutive NCAA Tournament appearances.
- Three NCAA Elite Eight finishes. (2010, 2012 and 2013)
- Three straight Sweet 16 appearances. (2012, 2013 and 2014)
- Led UK to its first SEC Regular Season Championship in 30 years during the 2011-12 season.
- Five consecutive top-four finishes in the SEC. (2010, 2011, 2012, 2013, 2014).
- Four SEC Tournament title game appearances in the last five years, including two straight. (2010, 2011, 2013, 2014)
- 94 consecutive appearances in the AP Top 25 poll.
- School-record five straight 25-win seasons.
- Compiled an impressive 109-21 (83.5) mark at home (includes Rupp Arena), including a 90-7 (92.7) record over the last six seasons.
- Led UK to a school-record 30 wins in 2012-13.
- Led UK to a school-record 13 SEC wins in 2011-12 and 2012-13.
- Twelve NCAA Tournament wins.
- Thirty-two wins over ranked opponents, including 14 over the top 10.
- Six consecutive top-20 recruiting classes, including the nation's fifth-ranked

class in 2009-10 and 2012-13.

- Has coached 12 All-Conference Performers, including two who were named SEC Player of the Year in Victoria Dunlap (twice) and A'dia Mathies (twice), two who were SEC Freshman of the Year winners in A'dia Mathies and Bria Goss, and two SEC (Co) 6th Women of the Year winners in Keyla Snowden and Jennifer O'Neill.
- A UK player won the AP SEC Player of the Year four straight seasons, the first SEC school to accomplish that feat.
- Under his leadership, 16 different players have been named to the SEC Academic Honor Roll, six have been All-SEC Freshmen honorees, two were named All-Americans, including just the second State Farm/WBCA All-American in school history in Victoria Dunlap and one player (Chelsea Chowning) was named an Academic All-American, the first in school history. The Cats also have posted three straight semesters with a 3.0 grade-point average or better.
- Three WNBA draft picks, including two in the first round - Dunlap was UK's first WNBA first round draft pick when she was chosen as the 11th overall pick in the 2011 WNBA Draft and A'dia Mathies became UK's highest draft pick in school history when she was selected 10th overall by the Los Angeles Sparks in the 2013 draft.

DID YOU KNOW?

- Coach Mitchell implemented UK's "40 minutes of dread" defense in 2009-10.
- Coach Mitchell and his three brothers (David, Mark, Stephen) are all Eagle Scouts.
- Named an honorary Rotarian in the Lexington chapter in 2011.
- Has three daughters, Lacy Lea Arant, Saylor Rose and Presley Blue ... Lacy is a 2012 graduate of Mississippi State ... Daughter, Saylor Rose, is named after former Wildcat, Victoria Essence Rose Dunlap.
- Used to be the lead singer of a band called "Coach Mitchell and the B Team."
- Gave \$100,000 of his new seven-year contract (May, 2012) back to the University of Kentucky for academic purposes.
- Pledged \$1 million over the next 10 years to UK Athletics through the Mitchell Family Foundation.

Mitchell vs. All Opponents

	UK	Overall
Alabama	8-2	8-2
Alabama A&M	2-0	2-0
Alcorn State	1-0	1-0
Appalachian State	1-0	1-0
Arkansas	8-1	8-1
Arkansas Pine-Bluff	2-0	2-0
Auburn	9-2	9-2
Austin Peay	-	4-1
Baylor	2-2	2-2
Belmont	1-0	1-0
Binghamton	-	1-0
Bradley	1-0	1-0
Boston	1-0	1-0
Butler	1-0	1-0
Centenary	-	1-0
Central Michigan	2-0	2-0
Chattanooga	1-0	1-0
Cincinnati	2-0	2-0
College of Charleston	-	1-0
Connecticut	0-2	0-2
Dayton	1-0	1-0
Delaware	1-0	1-0
Delaware State	1-0	1-0
DePaul	2-0	2-0
Duke	1-3	1-3
East Tennessee State	1-1	1-1
Eastern Illinois	-	3-1
Eastern Kentucky	-	3-1
Eastern Michigan	-	0-1
Evansville	-	0-1
Florida	9-3	9-4
Florida Atlantic	1-0	1-0
Florida A&M	1-0	1-0
Furman	1-0	1-0
Georgia	5-7	5-7
Georgia Southern	1-0	1-0
George Washington	1-1	1-1
Gonzaga	1-0	1-0
Grambling State	1-0	2-0
Green Bay	1-0	1-0
Hampton	1-0	1-0
High Point	1-0	1-0
Illinois	0-1	0-1
IUPUI	1-0	1-1
Jacksonville State	1-0	4-1
James Madison	1-0	1-0
Kentucky Christian	-	1-0
Liberty	1-0	1-0
Lipscomb	2-0	2-0
Long Island	1-0	1-0
LSU	5-7	5-7
Louisville	5-3	5-3
Marist	2-0	2-0
Marshall	-	0-2
Marquette	0-1	0-1
McNeese State	2-0	2-0
Miami Ohio	4-0	4-0
Michigan	0-2	0-2
Michigan State	1-0	1-0
Middle Tennessee	4-2	4-2
Minnesota	0-1	0-1
Mississippi State	8-1	8-2
Mississippi Valley State	2-0	2-0
Missouri	2-0	2-0
Morehead State	5-0	5-0
Murray State	1-0	2-3
Navy	1-0	1-0
Nebraska	1-0	1-0
Nebraska Omaha	1-0	1-0
Northeastern	1-0	1-0
Northern Kentucky	1-0	1-0
North Carolina	0-1	0-1
North Carolina A&T	1-0	1-0
Notre Dame	1-1	1-1
Oklahoma	1-1	1-1
Ole Miss	7-1	7-1
Old Dominion	0-1	0-1
Pepperdine	1-0	1-0
Pikeville College	-	1-0
Samford	1-0	2-3
Sam Houston State	1-0	1-0
South Alabama	1-0	1-0
South Carolina	9-7	9-7
South Carolina-Upstate	2-0	2-0
South Florida	1-0	1-0
Southeast Missouri	-	1-3
Southern Miss	2-0	2-0
Syracuse	1-0	1-0
Tennessee	4-9	4-9
Tennessee-Chattanooga	2-0	2-0
Tennessee-Martin	2-0	5-2
Tennessee State	1-0	5-0
Tennessee Tech	1-0	2-4
Texas	0-1	0-1
Texas A&M	3-1	3-1
UC Santa Barbara	3-0	3-0
Vanderbilt	8-3	8-3
Virginia Tech	-	0-1
Wagner	1-0	1-0
Western Kentucky	0-2	0-3
William & Mary	1-0	1-0
Wisconsin	0-1	0-1
Wright State	1-0	1-0
Wofford	1-0	1-0
Xavier	0-2	0-3
Yale	1-0	1-0
Total	185-74	215-103

Year	School	Pos.	Record	SEC	Postseason
14-15	Kentucky	Head Coach	15-3	4-1	-
13-14	Kentucky	Head Coach	26-9	10-6	NCAA Sweet 16/SEC Tournament Finals
12-13	Kentucky	Head Coach	30-6	13-3	NCAA Elite Eight/SEC Tournament Finals
11-12	Kentucky	Head Coach	28-7	13-3	NCAA Elite Eight/SEC Regular Season Champions
10-11	Kentucky	Head Coach	25-9	11-5	NCAA Second Round/SEC Tournament Finals
09-10	Kentucky	Head Coach	28-8	11-5	NCAA Elite Eight/SEC Tournament Finals
08-09	Kentucky	Head Coach	16-16	5-9	WNIT Second Round
07-08	Kentucky	Head Coach	17-16	8-6	WNIT Quarterfinals/SEC Tournament Semifinals
06-07	Morehead St.	Head Coach	14-16	-	Third-place OVC finish
05-06	Morehead St.	Head Coach	16-13	-	OVC Tournament Semifinals
04-05	Kentucky	Asst. Coach	18-16	-	WNIT final four
03-04	Kentucky	Asst. Coach	11-17	-	-
02-03	Florida	Asst. Coach	9-19	-	-
01-02	Florida	Asst. Coach	18-11	-	NCAA Tournament
2000-01	Florida	Asst. Coach	24-6	-	NCAA Tournament
1999-00	Tennessee	Grad. Asst.	33-4	-	NCAA Runner-up

CATS ON THE RECORDS LISTS

CAREER LISTS

Scoring

Player	Seasons	G	Avg.	Points
1. Valerie Still (C)	1979-83	119	23.2	2,763
2. A'dia Mathies (G)	2010-2013	140	14.4	2,014
3. Victoria Dunlap (F)	2008-2011	133	13.9	1,846
4. Leslie Nichols (F)	1982-86	111	18.2	1,797
5. Sam Mahoney (G)	2005-2008	132	12.1	1,601
6. Pam Browning (C)	1974-78	107	14.9	1,598
7. Sara Potts (G/F)	2001-2005	117	13.4	1,563
8. Sarah Elliott (C)	2005-2008	132	11.4	1,502
9. Elisabeth Lukschu (C)	1977-81	119	12.5	1,488
10. Selia Helm (C)	2000-2004	108	13.8	1,487
11. Stacey Reed (G)	1991-95	114	13.0	1,482
12. Tiffany Wait (G)	1995-2000	122	11.8	1,445
13. Jodie Whitaker (G)	1985-89	111	12.9	1,433
14. Kristi Cushenberry (G)	1988-92	118	11.5	1,358
15. Belitta Croley (F)	1984-88	94	14.2	1,339
16. Jennifer O'Neill (G)	2011-Present	117	10.4	1,219
17. Stacy McIntyre (F)	1988-92	116	10.5	1,215
18. Maria Donhoff (G)	1977-81	121	9.8	1,187
19. LaTonya McDole (F)	1998-2002	117	10.1	1,180
20. Lea Wise (G)	1979-83	120	9.8	1,179
21. Patty Jo Hedges (G)	1979-83	120	9.8	1,176
22. Jocelyn Mills (C)	1989-93	103	11.4	1,170
23. Bria Goss (G)	2012-Present	118	9.7	1,142
24. Karen Mosley (F)	1982-86	109	10.4	1,135
25. Janet Timperman (G)	1975-79	N/A	N/A	1,080
26. Tedra Eberhart (G)	1990-94	113	9.5	1,071
27. Kim Denkins (C)	1994-98	107	9.9	1,057
28. Debbie Miller (G)	1983-87	109	8.5	1,031
29. Laura Meadows (F)	1997-2000	89	11.5	1,024
30. Sandy Harding (G)	1983-87	111	9.2	1,023

3-point Field Goals Made

Player	Seasons	Pct	3FGA	3FG
1. Sara Potts	2001-05	.377	719	271
2. A'dia Mathies	2010-13	.368	481	177
3. Keyla Snowden	2010-2012	.369	477	176
4. Stacey Reed	1991-95	.320	548	175
5. Jennifer O'Neill	2011-present	.347	496	172
6. Jenny Pfeiffer	2003-07	.347	467	162
7. Tiffany Wait	1995-2000	.361	319	115
8. Sam Mahoney	2005-08	.318	355	113
9. Kristi Cushenberry	1988-92	.397	277	110
10. Carly Morrow	2008-11	.273	395	108

3-pt Field Goal Percentage (min. 200 att.)

Player	Seasons	3FG	3FGA	Pct
1. Kristi Cushenberry	1988-92	110	277	39.7
2. Sara Potts	2001-05	271	719	37.7
3. Keyla Snowden	2010-2012	176	477	36.9
4. Jodie Whitaker	1985-89	80	217	36.8
A'dia Mathies	2010-13	177	481	36.8
6. Shaunda Roberts	1994-96	103	284	36.2
7. Tiffany Wait	1995-2000	115	319	36.1
8. Mia Daniel	1989-93	90	253	35.5
9. Jennifer O'Neill	2011-present	172	496	34.7
10. Jenny Pfeiffer	2003-07	162	467	34.7

Free Throws Made

Player	Seasons	G	PCT.	FTA	FTM
1. Valerie Still	1979-83	119	.704	748	527
2. Victoria Dunlap	2008-11	133	.623	714	445
3. A'dia Mathies	2010-13	140	.700	590	413
4. Tiffany Wait	1996-2000	122	.792	500	396
5. Sam Mahoney	2005-08	132	.675	545	368
6. Bria Goss	2012-present	118	.814	415	338
7. Kristi Cushenberry	1989-92	118	.780	407	318
8. Elisabeth Lukschu	1978-81	119	.687	460	316
9. Stacy McIntyre	1989-92	116	.710	416	296
10. Selia Helm	2001-04	108	.789	369	291

Free Throws Attempted

Player	Seasons	G	PCT.	FTM	FTA
1. Valerie Still	1979-83	119	.861	527	748
2. Victoria Dunlap	2008-11	133	.623	445	714
3. A'dia Mathies	2010-13	140	.700	413	590

4. Sam Mahoney	2005-08	132	.675	368	545
5. Tiffany Wait	1996-2000	122	.792	396	500
6. Liz Lukschu	1978-81	119	.687	316	460
7. Stacy McIntyre	1989-92	116	.710	296	416
8. Bria Goss	2012-present	118	.814	338	415
9. Kristi Cushenberry	1989-92	118	.780	318	407
10. LaTonya McDole	1999-2002	117	.571	232	406

Free Throw Percentage (min. 200 att.)

Player	Seasons	FTM	FTA	PCT.
1. Jenny Pfeiffer	2003-07	247	287	.861
2. Amani Franklin	2007-10	192	233	.824
3. Bria Goss	2012-present	338	415	.814
4. Jodie Whitaker	1986-89	211	259	.810
5. Tiffany Wait	1996-2000	396	500	.792
6. Debbie Miller	1984-87	300	239	.790
7. Selia Helm	2001-04	291	369	.789
8. Sara Potts	2002-05	117	240	.783
9. Kristi Cushenberry	1989-92	318	407	.780
10. Sandy Harding	1984-87	173	224	.770

Blocks

Player	Seasons	G	Avg	Blks
1. Sarah Elliott	2005-08	132	1.47	195
2. Victoria Dunlap	2008-11	133	1.34	178
3. Valerie Still	1979-83	119	1.31	156
4. Azia Bishop	2012-present	119	1.11	132
5. Jennifer Humphrey	2003-07	129	0.83	107
6. Leslie Nichols	1982-86	111	0.92	102
7. Samarie Walker	2012-14	96	1.00	96
8. Laura Meadows	1997-2000	89	1.17	95
9. Rita Adams	1999-2003	110	0.74	81
Shantia Owens	1998-2000	61	1.33	81

Blocks Per Game (min. 50 blocks)

Player	Seasons	G	Blks	Avg
1. Sarah Elliott	2005-08	132	195	1.47
2. DeNesha Stallworth	2012-14	65	87	1.34
3. Shantia Owens	1998-2000	61	81	1.33
Victoria Dunlap	2008-11	133	178	1.33
5. Valerie Still	1979-83	119	156	1.31
6. Victoria Dunlap	2008-11	100	129	1.29
7. Laura Meadows	1997-2000	89	95	1.17
8. Lisa Ellis	1988-90	59	68	1.15
9. Azia Bishop	2012-present	119	132	1.11
10. Samarie Walker	2012-14	96	96	1.00

UK HOOPS 2014-15 PLAYER BIOS

O

JENNIFER O'NEILL • 5-6 • POINT GUARD • RS-SENIOR

BRONX, N.Y. [SAINT MICHAEL ACADEMY]



2014-15 (Senior)

- Leads the team and ranks seventh in the SEC in scoring with 14.4 points per game.
- Did not play against Tennessee State due to a strained patella tendon ... Has come off the bench in the last five games since her injury.
- Has scored in double figures in 14 of 17 games this season, including six of the last eight.
- Has 10 20-point career games, including three this season.
- Has drawn a team-high 15 charges this season, including three against Florida.
- With a team-high 22 against Baylor, became the 30th member of UK's 1,000-point club ... Currently ranks No. 16 on UK's all-time scoring list with 1,219 points ... Needs 120 move to tie Belitta Croley at No. 15 (1985-88, 1,339).
- Ranks fifth on UK's career list for 3-point field goals made with 172 ... Needs three more to move up to No. 4 with Stacey Reed (1991-95).
- Made a career-high tying five 3-pointers against Auburn (1/8/15).

- Named to the 2014 Paradise Jam All-Tournament Team with 15.3 points per game.
- Has led UK in scoring in eight games this season.
- Named to the Naismith Watch List.
- Tied her season high with 22 points on 8-of-14 shooting vs. MTSU (12/12/14).
- Led Kentucky in scoring (18.7 ppg) and 3-point field goals made (56) and was second on the team in field goals made (138) and assists (2.8 apg) in 24.0 minutes per game last season.
- Named to the preseason All-SEC First Team by the league's coaches.
- UK's first McDonald's All-American and is one of seven high school All-Americans on the team.
- Played for the Puerto Rican National Team in May of 2012. O'Neill's mother, Maritza Robles, is full Puerto Rican and her maternal grandmother is a former native of Rio Piedras, Puerto Rico which qualified O'Neill to be eligible for its National Team.

O'Neill's 2014-15 Game-by-Game Statistics

Opponent	Min	FG-A	3PT-A	FT-A	O-D-T	PF	A	TO	BS	ST	PTS
APPALACHIAN STATE*	31	6-12	3-5	5-11	2-6-8	3	5	2	0	4	20
BAYLOR*	33	6-19	1-11	9-11	1-2-3	3	2	1	0	1	22
MOREHEAD STATE*	23	6-14	1-5	1-4	2-4-6	2	2	1	0	1	14
at Central Michigan*	27	7-21	5-15	0-0	2-0-2	3	2	5	0	1	19
vs. Illinois*	27	5-11	0-3	7-8	0-2-2	5	2	2	0	0	17
vs. Oklahoma*	20	2-10	2-5	6-8	1-1-2	5	0	1	0	1	12
vs. South Florida*	28	7-17	0-0	3-3	0-1-1	2	1	2	0	0	17
NORTHERN KENTUCKY*	15	1-4	0-0	0-0	0-0-0	4	0	3	0	3	2
at Louisville*	37	6-16	0-1	5-10	1-4-5	4	1	3	1	1	17
MIDDLE TENNESSEE STATE*	33	8-14	2-4	4-4	1-3-4	1	1	6	0	2	22
BELMONT*	26	1-7	1-6	0-0	0-1-1	3	2	2	0	0	3
at Duke*	36	5-21	2-12	5-8	0-1-1	1	3	2	0	4	17
TENNESSEE STATE	Did not play (Injury)										
at Alabama	38	4-8	2-6	2-4	0-3-3	2	1	1	0	0	12
OLE MISS	33	3-10	2-4	5-7	2-2-4	1	3	3	1	3	13
AUBURN	27	5-14	5-11	2-4	0-1-1	3	4	2	0	3	17
at South Carolina	35	5-14	1-4	2-2	1-2-3	2	2	1	1	2	13
FLORIDA	22	2-11	2-7	1-2	0-1-1	3	2	4	0	0	7
at LSU											
at Missouri											
TENNESSEE											
GEORGIA											
at Vanderbilt											
MISSISSIPPI STATE											
at Tennessee											
TEXAS A&M											
at Ole Miss											
at Arkansas											
SOUTH CAROLINA											

* Started game

2014-15 Season Highs

Points:	22, twice, last vs. MTSU 12/12/14
FGM:	8 vs. MTSU 12/12/14
FGA:	21, twice, last vs. Duke 12/21/14
FTM:	9 vs. Baylor 11/17/14
FTA:	11, twice, last vs. Baylor 11/17/14
3FGM:	5, twice, last vs. Auburn 1/8/15
3FGA:	15 vs. Central Michigan 11/22/14
O-Rebounds:	2, six times, last vs. Ole Miss 1/4/15
D-Rebounds:	6 vs. Appalachian State 11/14/14
Total Rebounds:	8 vs. Appalachian State 11/14/14
Assists:	5 vs. Appalachian State 11/14/14
Blocks:	1, twice, last at South Carolina 1/11/15
Steals:	4, three times, last vs. Ole Miss 1/4/15
Minutes:	38 at Alabama 1/2/15

Career Highs

Points:	43 vs. Baylor 12/6/13
FGM:	14 vs. Baylor 12/6/13
FGA:	31 vs. Baylor 12/6/13
FTM:	13 vs. Baylor 12/6/13
FTA:	19 vs. Baylor 12/6/13
3FGM:	5, five times, last vs. Auburn 1/8/15
3FGA:	15 vs. Central Michigan 11/22/14
O-Rebounds:	4 vs. Arkansas-Pine Bluff 12/21/10
D-Rebounds:	6, twice, last vs. Appalachian State 11/14/14
Total Rebounds:	8, twice, last vs. Appalachian State 11/14/14
Assists:	8 vs. Texas A&M 1/10/13
Blocks:	1, seven times, last at South Carolina 1/11/15
Steals:	5 vs. Navy 3/24/13
Minutes:	46 vs. Baylor 12/6/13

2014-15 Honors

Preseason All-SEC First Team (Coaches)
Paradise Jam All-Tournament Team
Naismith Watch List

Extras

	13-14	14-15	Career
Scored 10+ Points	19	14	61
Scored 15+ Points	10	9	31
Scored 20+ Points	6	3	10
Made 3+ 3FG	8	4	23
Had 5+ Assists	7	1	15
Had 3+ Steals	3	3	13
Led UK in Scoring	10	8	24
Led UK in Assists	16	3	38
Led UK in Steals	-	3	9



Jennifer O'Neill's Career Stats

Year	GP-GS	MIN	FG-FGA	PCT	3FG-FGA	PCT	FT-FTA	PCT	OFF-DEF	TOT-AVG	PF-FO	A	TO	BLK	ST	PTS-AVG
2010-11	30-3	373-12.4	49-146	.336	21-58	.362	34-46	.739	12-27	39-1.3	42-1	26	41	1	14	153-5.1
2011-12																
2012-13	35-32	871-24.9	132-335	.394	67-188	.356	50-70	.714	13-69	82-2.3	78-1	99	103	2	47	381-10.9
2013-14	35-3	840-24.0	138-358	.385	55-151	.364	110-157	.701	21-63	84-2.4	66-1	99	79	2	35	441-12.6
2014-15	17-12	491-28.9	79-223	.354	29-99	.293	57-86	.663	13-34	47-2.8	47-2	33	41	3	26	244-14.4
TOTAL	117-50	2575-22.0	398-1062	.375	172-496	.347	251-359	.699	59-193	252-2.2	233-5	257	264	8	122	1219-10.4

UK HOOPS 2014-15 PLAYER BIOS

2

IVANA JAKUBCOVA • 6-6 • CENTER • JUNIOR

BRATISLAVA, SLOVAKIA [MURRAY STATE COLLEGE]



2014-15 (Junior)

- Out indefinitely with a right fibular stress fracture
- Possesses great size and speed and has the ability to make outside shots
- Transferred to Kentucky after two seasons at Murray State College in Tishomingo, Okla.
- UK's first player from Slovakia and first international player since Melissa Langelier of Quebec, Canada in 2000
- At 6-foot-6, she is the tallest Wildcat since 6-7 Anna Cole in 2010
- Will have two years of eligibility remaining.
- Ranked as the No. 20 overall junior college player, including fourth-ranked post player
- Played on Slovakia's U16 National Team in 2010

2014-15 Season Highs

Points:	-
FGM:	-
FGA:	-
FTM:	-
FTA:	-
3FGM:	-
3FGA:	-
O-Rebounds:	-
D-Rebounds:	-
Total Rebounds:	-
Assists:	-
Blocks:	-
Steals:	-
Minutes:	-

Jakubcova's 2014-15 Game-by-Game Statistics

Opponent	Min	FG-A	3PT-A	FT-A	O-D-T	PF	A	TO	BS	ST	PTS
APPALACHIAN STATE					Did not play (Injury)						
BAYLOR					Did not play (Injury)						
MOREHEAD STATE					Did not play (Injury)						
at Central Michigan					Did not play (Injury)						
vs. Illinois					Did not play (Injury)						
vs. Oklahoma					Did not play (Injury)						
vs. South Florida					Did not play (Injury)						
NORTHERN KENTUCKY					Did not play (Injury)						
at Louisville					Did not play (Injury)						
MIDDLE TENNESSEE STATE					Did not play (Injury)						
BELMONT					Did not play (Injury)						
at Duke					Did not play (Injury)						
TENNESSEE STATE					Did not play (Injury)						
at Alabama					Did not play (Injury)						
OLE MISS					Did not play (Injury)						
AUBURN					Did not play (Injury)						
at South Carolina					Did not play (Injury)						
FLORIDA					Did not play (Injury)						
at LSU											
at Missouri											
TENNESSEE											
GEORGIA											
at Vanderbilt											
MISSISSIPPI STATE											
at Tennessee											
TEXAS A&M											
at Ole Miss											
at Arkansas											
SOUTH CAROLINA											

* Started game

Career Highs

Points:	-
FGM:	-
FGA:	-
FTM:	-
FTA:	-
3FGM:	-
3FGA:	-
O-Rebounds:	-
D-Rebounds:	-
Total Rebounds:	-
Assists:	-
Blocks:	-
Steals:	-
Minutes:	-

Extras

	14-15	Career
Scored 10+ Points	n/a	-
Scored 15+ Points	n/a	-
Scored 20+ Points	n/a	-
Made 3+ 3FG	n/a	-
Double-figure Rebounds	n/a	-
5+ Assists	n/a	-
3+ Steals	n/a	-
Led UK in Scoring	n/a	-
Led UK in Assists	n/a	-
Led UK in Steals	n/a	-

Ivana Jakubcova's Career Stats

Year	GP-GS	MIN	FG-FGA	PCT	3FG-FGA	PCT	FT-FTA	PCT	OFF-DEF	TOT-AVG	PF-FO	A	TO	BLK	ST	PTS-AVG
2014-15	0-0	0	0-0	.000	0-0	.000	0-0	.000	0-0	0-0.0	0-0	0	0	0	0	0-0.00
TOTAL	0-0	0	0-0	.000	0-0	.000	0-0	.000	0-0	0-0.0	0-0	0	0	0	0	0-0.00

UK HOOPS 2014-15 PLAYER BIOS

3

JANEE THOMPSON • 5-7 • POINT GUARD • JUNIOR

CHICAGO, ILL. (WHITNEY YOUNG HS)



2014-15 (Junior)

- Suffered a dislocated ankle and broken fibula against South Carolina and will miss the rest of the season.
- Averaged 10.1 points (fourth on the team and 27th in the SEC) at time of injury.
- Started in 50 of 86 career games, including a team-high 31 consecutive before her injury.
- Dished out a team-leading 58 assists.
- Recorded 3+ steals in three of the last five games.
- Played 35+ minutes in the four of the last four games since Bria Goss' injury.
- Had a career-high 10 assists to go along with 12 points in the SEC opener at Alabama, marking UK's first points/assists double-double since Carly Ormerod vs. Ball State on March 19, 2007 ... Scored all 12 points in the second half.
- SEC Player of the Week (1/5/15) after averaging 14.5 points and a team-high 6.5 assists in helping UK begin SEC play at 2-0 for the first time since 2012-13 ... Combined for 27 of her 29 points all

in the decisive second halves at Alabama and vs. Ole Miss.

- SEC Player of the Week (12/8/14) after scoring a season-high 19 points, including 8-of-10 from the free throw line, and a clutch 3-pointer late in the second half in the win at No. 7 Louisville.
- Hit 50-of-64 from the free-throw line and ranks fourth in the SEC and leads the team with a .781 percent clip.
- Averaged 10.3 points per game in the Paradise Jam (third on the team).
- One of seven high school All-Americans on the squad.
- Teammates with Linnae Harper at Whitney Young High School in Chicago.

Thompson's 2014-15 Game-by-Game Statistics

Opponent	Min	FG-A	3PT-A	FT-A	O-D-T	PF	A	TO	BS	ST	PTS
APPALACHIAN STATE*	25	4-5	1-2	1-2	1-4-5	1	4	4	0	3	10
BAYLOR*	30	3-6	1-1	2-2	1-5-6	3	2	4	0	1	9
MOREHEAD STATE*	28	5-12	1-5	4-4	0-0-0	2	3	0	0	0	15
at Central Michigan*	25	1-6	1-3	0-0	1-1-2	3	4	2	0	2	4
vs. Illinois*	34	2-9	0-2	1-2	1-1-2	5	2	6	1	1	5
vs. Oklahoma*	38	3-14	1-5	4-5	0-0-0	3	0	3	0	0	11
vs. South Florida*	32	4-7	0-0	7-10	0-2-2	3	1	0	0	0	15
NORTHERN KENTUCKY*	33	2-8	0-2	2-2	0-3-3	1	4	5	0	5	8
at Louisville*	33	5-10	1-1	8-10	2-3-5	2	0	6	0	4	19
MIDDLE TENNESSEE STATE*	24	4-10	0-0	1-1	0-0-0	5	3	5	0	1	9
BELMONT*	29	5-12	1-2	1-1	0-2-2	1	4	3	0	1	12
at Duke*	17	2-4	0-0	2-4	1-3-4	5	0	3	0	0	6
TENNESSEE STATE*	35	2-7	0-2	4-4	1-6-7	0	5	5	0	7	8
at Alabama*	36	5-15	2-4	0-0	0-1-1	2	10	2	0	1	12
OLE MISS*	36	4-11	0-1	9-11	1-2-3	2	3	4	0	2	17
AUBURN*	36	1-4	0-1	1-2	0-5-5	1	4	4	0	0	3
at South Carolina*	31	3-9	0-0	3-4	0-5-5	1	3	2	2	1	9
FLORIDA	Did not play (Injury)										
at LSU											
at Missouri											
TENNESSEE											
GEORGIA											
at Vanderbilt											
MISSISSIPPI STATE											
at Tennessee											
TEXAS A&M											
at Ole Miss											
at Arkansas											
SOUTH CAROLINA											

* Started game

2014-15 Season Highs

Points:	19 vs. Louisville 12/7/14
FGM:	5, three times, last vs. Belmont 12/14/14
FGA:	15 at Alabama 1/2/15
FTM:	9 vs. Ole Miss 1/4/15
FTA:	11 vs. Ole Miss 1/4/15
3FGM:	1, six times, last vs. Belmont 12/14/14
3FGA:	5, twice, last vs. Oklahoma 11/28/14
O-Rebounds:	2 vs. Louisville 12/7/14
D-Rebounds:	6 vs. Tennessee State 12/28/14
Total Rebounds:	7 vs. Tennessee State 12/28/14
Assists:	10 at Alabama 1/2/15
Blocks:	2 at South Carolina 1/11/15
Steals:	7 vs. Tennessee State 12/28/14
Minutes:	38 vs. Oklahoma 11/28/14

Career Highs

POINTS:	20 vs. BAYLOR 12/6/13
FGM:	7 vs. BAYLOR 12/6/13
FGA:	16 vs. BAYLOR 12/6/13
FTM:	9 vs. Ole Miss 1/4/15
FTA:	11 vs. Ole Miss 1/4/15
3FGM:	3 vs. MIAMI (OHIO) 11/28/12
3FGA:	5, THREE TIMES, LAST VS. MOREHEAD STATE 11/19/14
O-REBOUNDS:	3 vs. FLORIDA 3/7/14
D-REBOUNDS:	6 vs. Tennessee State 12/28/14
TOTAL REBOUNDS:	7, TWICE, LAST VS. TENNESSEE STATE 12/28/14
Assists:	10 at Alabama 1/2/15
Blocks:	2 at South Carolina 1/11/15
Steals:	7 vs. Tennessee State 12/28/14
Minutes:	38 vs. Oklahoma 11/28/14

Extras

	13-14	14-15	Career
Scored 10+ Points	19	8	34
Scored 15+ Points	5	4	9
Scored 20+ Points	1	-	1
Made 3+ 3FG	0	-	1
3+ Assists	18	8	31
2+ Steals	12	5	21
Led UK in Scoring	3	3	6
Led UK in Assists	17	5	25
Led UK in Steals	0	4	13

2014-15 Honors

SEC Player of the Week (12/8/14)
SEC Player of the Week (1/5/15)



Janee Thompson's Career Stats

Year	GP-GS	MIN	FG-FGA	PCT	3FG-FGA	PCT	FT-FTA	PCT	OFF-DEF	TOT/AVG	PF-FO	A	TO	BLK	ST	PTS/AVG
2012-13	34-0	365-10.7	47-136	.346	12-40	.300	30-42	.714	9-24	33-1.0	46-2	31	38	1	21	136-4.0
2013-14	35-33	715-20.4	107-270	.396	15-58	.259	71-108	.657	22-51	73-2.1	84-1	107	105	1	39	300-8.6
2014-15	17-17	522-30.7	56-149	.376	9-31	.290	50-64	.781	8-40	48-2.8	40-2	52	58	3	29	171-10.1
TOTAL	86-50	1602-18.6	210-555	.378	36-129	.279	151-214	.706	39-115	154-1.8	170-5	190	201	5	89	607-7.1

UK HOOPS 2014-15 PLAYER BIOS

5

KYVIN GOODIN-ROGERS • 6-1 • FORWARD • FRESHMAN

LEBANON, KY. [MARION COUNTY HS]



2014-15 (Sophomore)

- Averaging 5.7 points (eighth on the team) and 4.3 rebounds per game (fourth on the team).
- Missed her freshman season due to a pulmonary embolism.
- Started the first 15 games of the season before coming off the bench for the first time vs. Auburn (1/8/15).
- Has made 14 3-pointers, second most on the team behind Jennifer O'Neill.
- Has made a 3-pointer in three of the last five SEC games.
- Scored a career-high 19 points in just 16 minutes vs. Northern Kentucky (12/3/14), including 16 points in 10 minutes of the first half.
- Played a career-high 25 minutes against Tennessee State (12/28/14).
- Earned first career start vs. Appalachian State (11/14/14) and scored 11 points in her collegiate debut which ties for the 10th-most points in a Wildcat debut.
- Scored UK's first six points on back-to-back 3s to open the season, as part of career-opening performance which included 11 points and six rebounds vs. Appalachian State.
- Led Marion Co. to a perfect 39-0 record as a senior and first state tournament title in eight appearances.
- Averaged 12.1 points, 7.8 rebounds, 3.1 steals and 2.4 blocks per game as a high school senior.
- Ranked as the nation's 59th-best player by Blue Star Basketball out of high school.
- High school teammates with Makayla Epps at Marion County.
- Daughter of former Louisville Cardinals star Tick Rogers who was Kentucky's Mr. Basketball at Hart County in 1992.
- Finalist for the 2013 Kentucky Miss Basketball Award.

Goodin-Roger's 2014-15 Game-by-Game Statistics

Opponent	Min	FG-A	3PT-A	FT-A	O-D-T	PF	A	TO	BS	ST	PTS
APPALACHIAN STATE*	17	2-5	2-4	5-6	1-5-6	4	1	1	4	0	11
BAYLOR*	24	1-4	1-4	4-6	1-4-5	4	0	3	1	1	7
MOREHEAD STATE*	17	2-8	1-3	0-0	6-3-9	5	0	1	0	1	5
at Central Michigan*	23	2-9	1-4	3-4	2-5-7	1	0	1	0	1	8
vs. Illinois*	22	2-5	0-0	4-6	3-3-6	2	0	1	1	0	8
vs. Oklahoma*	3	0-1	0-1	1-2	1-1-2	2	0	0	1	0	1
vs. South Florida*	21	0-1	0-0	0-0	0-8-8	4	1	4	0	0	0
NORTHERN KENTUCKY	16	7-12	2-2	3-4	4-0-4	3	0	2	1	3	19
at Louisville*	20	1-4	0-2	4-4	0-5-0	5	1	2	0	2	6
MIDDLE TENNESSEE STATE*	11	1-2	1-1	1-2	2-2-4	1	0	1	0	1	4
BELMONT*	10	3-4	2-3	0-2	1-0-1	3	0	0	0	0	8
at Duke*	13	0-8	0-4	3-4	4-2-6	3	0	0	0	0	3
TENNESSEE STATE*	25	4-14	0-5	0-0	3-3-6	1	0	2	0	2	8
at Alabama*	11	2-6	2-2	0-0	0-1-1	2	0	0	1	0	6
OLE MISS*	7	0-2	0-1	0-0	0-1-1	0	0	0	0	0	0
AUBURN	14	1-3	1-2	2-3	0-2-2	2	0	0	0	1	5
at South Carolina	17	1-5	1-2	0-0	1-0-1	3	0	1	0	2	3
FLORIDA	10	0-2	0-1	0-1	2-1-3	1	0	1	0	0	0
at LSU											
at Missouri											
TENNESSEE											
GEORGIA											
at Vanderbilt											
MISSISSIPPI STATE											
at Tennessee											
TEXAS A&M											
at Ole Miss											
at Arkansas											
SOUTH CAROLINA											

* Started game

2014-15 Season Highs

Points:	19 vs. NKU 12/3/14
FGM:	7 vs. NKU 12/3/14
FGA:	14 vs. Tennessee State 12/28/14
FTM:	5 vs. Appalachian State 11/14/14
FTA:	6, three times, last vs. Illinois 11/27/14
3FGM:	2, four times, last at Alabama 1/2/15
3FGA:	4, three times, last vs. Duke 12/21/14
O-Rebounds:	6 vs. Morehead State 11/19/14
D-Rebounds:	8 vs. USF 11/29/14
Total Rebounds:	9 vs. Morehead State 11/19/14
Assists:	1, three times, last vs. Louisville 12/7/14
Blocks:	4 vs. Appalachian State 11/14/14
Steals:	3 vs. NKU 12/3/14
Minutes:	25 vs. Tennessee State 12/28/14

Career Highs

Points:	19 vs. NKU 12/3/14
FGM:	7 vs. NKU 12/3/14
FGA:	14 vs. Tennessee State 12/28/14
FTM:	5 vs. Appalachian State 11/14/14
FTA:	6, three times, last vs. Illinois 11/27/14
3FGM:	2, four times, last at Alabama 1/2/15
3FGA:	4, three times, last vs. Duke 12/21/14
O-Rebounds:	6 vs. Morehead State 11/19/14
D-Rebounds:	8 vs. USF 11/29/14
Total Rebounds:	9 vs. Morehead State 11/19/14
Assists:	1, three times, last vs. Louisville 12/7/14
Blocks:	4 vs. Appalachian State 11/14/14
Steals:	3 vs. NKU 12/3/14
Minutes:	25 vs. Tennessee State 12/28/14

Extras

	14-15	Career
Scored 10+ Points	2	2
Scored 15+ Points	1	1
Scored 20+ Points	n/a	-
Made 3+ 3FG	n/a	-
Double-figure Rebounds	n/a	-
5+ Assists	n/a	-
3+ Steals	1	1
Led UK in Scoring	1	1
Led UK in Assists	n/a	-
Led UK in Steals	1	1
Led UK in Blocks	1	1

Kyvin Goodin-Rogers' Career Stats

Year	GP-GS	MIN	FG-FGA	PCT	3FG-FGA	PCT	FT-FTA	PCT	OFF-DEF	TOT-AVG	PF-FO	A	TO	BLK	ST	PTS-AVG
2013-14										DNP (Pulmonary Embolism)						
2014-15	18-15	281-15.6	29-95	.305	14-41	.341	30-44	.682	31-46	77-4.3	43-1	3	19	9	14	102-5.7
TOTAL	18-15	281-15.6	29-95	.305	14-41	.341	30-44	.682	31-46	77-4.3	43-1	3	19	9	14	102-5.7

UK HOOPS 2014-15 PLAYER BIOS

12

JELLÉAH SIDNEY • 6-2 • FORWARD/CENTER • SENIOR

QUEENS VILLAGE, N.Y. (CHIPOLA JC)



2014-15 (Senior)

- Returned to action vs. Florida after missing 13 games with soreness in both knees.
- Had a season-best game vs. Morehead State, setting season highs in points (5), rebounds (4) and steals (2).
- Tied for second on the team in steals with 41 despite averaging just 10.6 minutes per game in 2013-14.
- Third on the team in blocks with 25 in 2013-14.
- Majoring in social work and is set to graduate in December with a degree in social work.
- Transferred to Kentucky after one season at Chipola Junior College, where she led the team in scoring (11.8 ppg) and was second on the squad in rebounds (8.3 rpg) and steals (2.0 spg).

Sidney's 2014-15 Game-by-Game Statistics

Opponent	Min	FG-A	3PT-A	FT-A	O-D-T	PF	A	TO	BS	ST	PTS
APPALACHIAN STATE	4	1-3	0-0	0-0	0-0-0	3	1	1	0	0	2
BAYLOR	3	0-0	0-0	0-0	1-0-1	1	0	2	0	1	0
MOREHEAD STATE	11	2-3	0-1	1-2	3-1-4	1	1	2	1	2	5
at Central Michigan	2	0-1	0-0	0-0	0-1-1	0	0	0	0	0	1
vs. Illinois					Did not play (Injury)						
vs. Oklahoma					Did not play (Injury)						
vs. South Florida					Did not play (Injury)						
NORTHERN KENTUCKY					Did not play (Injury)						
at Louisville					Did not play (Injury)						
MIDDLE TENNESSEE STATE					Did not play (Injury)						
BELMONT					Did not play (Injury)						
at Duke					Did not play (Injury)						
TENNESSEE STATE					Did not play (Injury)						
at Alabama					Did not play (Injury)						
OLE MISS					Did not play (Injury)						
AUBURN					Did not play (Injury)						
at South Carolina					Did not play (Injury)						
FLORIDA	5	0-3	0-1	0-0	1-1-2	1	0	0	0	1	0
at LSU											
at Missouri											
TENNESSEE											
GEORGIA											
at Vanderbilt											
MISSISSIPPI STATE											
at Tennessee											
TEXAS A&M											
at Ole Miss											
at Arkansas											
SOUTH CAROLINA											

* Started game

2014-15 Season Highs

Points:	5 vs. Morehead State 11/19/14
FGM:	2 vs. Morehead State 11/19/14
FGA:	3, three times, last vs. Florida 1/15/15
FTM:	1 vs. Morehead State 11/19/14
FTA:	2 vs. Morehead State 11/19/14
3FGM:	-
3FGA:	1, two times, last vs. Florida 1/15/15
O-Rebounds:	3 vs. Morehead State 11/19/14
D-Rebounds:	1, two times, last vs. Florida 1/15/15
Total Rebounds:	4 vs. Morehead State 11/19/14
Assists:	1, twice, last vs. Morehead State 11/19/14
Blocks:	1 vs. Morehead State 11/19/14
Steals:	2 vs. Morehead State 11/19/14
Minutes:	11 vs. Morehead State 11/19/14

Career Highs

Points:	9 vs. Bradley 11/27/13
FGM:	4 vs. Bradley 11/27/13
FGA:	9 vs. Ole Miss 2/13/14
FTM:	4 at Wagner 11/10/13
FTA:	6 vs. Ole Miss 2/13/14
3FGM:	1, seven times, last vs. Bradley 11/27/13
3FGA:	3, three times, last vs. Georgia Southern 11/13/13
O-Rebounds:	5 vs. Alabama 1/23/14
D-Rebounds:	7, twice last vs. Wright State 3/22/14
Total Rebounds:	9 vs. ETSU 12/15/13
Assists:	3, four times, last vs. Wright State 3/22/14
Blocks:	3 vs. ETSU 12/15/13
Steals:	4, twice, last vs. Lipscomb 11/21/13
Minutes:	20, twice, last at Texas A&M 2/23/14

Extras

	13-14	14-15	Career
Scored 10+ Points	0	-	0
Scored 15+ Points	0	-	0
Scored 20+ Points	0	-	0
Made 3+ 3FG	0	-	0
Double-Figure Rebounds	0	-	0
5+ Rebounds	7	-	7
2+ Blocks	7	-	8
2+ Steals	11	1	17
Led UK in Scoring	0	-	0
Led UK in Rebounds	2	-	2
Led UK in Blocks	7	-	9



Jelléah Sidney's Career Stats


Year	GP-GS	MIN	FG-FGA	PCT	3FG-FGA	PCT	FT-FTA	PCT	OFF-DEF	TOT/AVG	PF-FO	A	TO	BLK	ST	PTS/AVG
2012-13	22-0	127-5.8	16-43	.372	6-19	.316	4-9	.444	16-12	28-1.3	23-0	10	13	6	12	42-1.9
2013-14	35-2	371-10.6	44-112	.393	1-13	.077	20-38	.526	37-67	104-3.0	72-1	22	41	25	41	109-3.1
2014-15	5-0	25-5.0	3-10	.300	0-2	.000	1-2	.500	5-3	8-1.6	7-0	2	5	1	4	7-1.4
TOTAL	62-2	523-8.4	63-165	.382	7-34	.206	25-49	.510	58-82	140-2.3	102-1	34	59	32	57	158-2.5

UK HOOPS 2014-15 PLAYER BIOS

13

BRIA GOSS • 5-10 • GUARD • SENIOR

INDIANAPOLIS, IND. (BEN DAVIS)



2014-15 (Senior)

- Returned to action on Thursday vs. Florida (1/15/15) after missing six games due to a broken left thumb sustained in shoot around before UK's game with Belmont on Dec. 14.
- Recorded two points, two rebounds and two steals in 23 minutes of play.
- Nominee for the prestigious Allstate WBCA Good Works Team.
- Became the 29th Wildcat to score 1,000 career points vs. Florida in the SEC Tournament last season and now ranks 23rd on the all-time scoring list with 1,142 career points.
- Has started in 103 of 118 career games, including 18 straight.
- Has taken nine charges this season, second on the team behind Jennifer O'Neill (15).
- Ranks sixth on UK's career list for free throws made (338) and is fourth in FT percentage (.814).
- Scored a season-high 16 points vs. Northern Kentucky, including seven from the free throw line.
- UK's third-leading returning scorer from last season with 10.0 points per game.
- Went on a service trip to Ethiopia over the summer with UK Athletics.

- Is set to graduate in May with a degree in communications.
- Led the SEC and ranked seventh nationally in free throw percentage (.901) last season.
- Her free throw percentage of 90.1 set a new school mark for free throw percentage in a single season in 2013-14.
- Coach Mitchell says, "Bria is the epitome of what we want a Kentucky basketball player to be. She is of highest character, she has the greatest work ethic, she cares about people, cares about this program, cares about Kentucky and winning."
- One of seven high school All-Americans on the squad.

Goss' 2014-15 Game-by-Game Statistics

Opponent	Min	FG-A	3PT-A	FT-A	O-D-T	PF	A	TO	BS	ST	PTS
APPALACHIAN STATE*	21	2-5	0-1	2-2	1-1-2	3	5	3	1	3	6
BAYLOR*	19	1-6	1-2	2-4	1-5-6	3	1	1	0	1	5
MOREHEAD STATE*	18	2-8	1-3	2-3	2-3-5	1	7	2	1	2	7
at Central Michigan*	28	1-3	0-2	4-5	0-4-4	2	2	4	0	2	6
vs. Illinois*	18	2-5	0-0	0-0	1-0-1	4	3	2	0	0	4
vs. Oklahoma*	33	1-6	0-3	6-12	2-2-4	2	1	3	0	2	8
vs. South Florida*	30	3-7	1-2	3-4	3-2-5	2	0	1	1	0	10
NORTHERN KENTUCKY*	28	4-5	1-2	7-10	2-2-4	1	0	0	0	2	16
at Louisville*	35	5-6	1-2	0-0	1-0-1	3	2	2	1	1	11
MIDDLE TENNESSEE STATE*	27	3-7	1-2	2-2	1-1-2	2	1	3	0	1	9
BELMONT*	3	0-0	0-0	0-0	0-0-0	1	0	0	0	0	0
at Duke					Did not play (Injury)						
TENNESSEE STATE					Did not play (Injury)						
at Alabama					Did not play (Injury)						
OLE MISS					Did not play (Injury)						
AUBURN					Did not play (Injury)						
at South Carolina					Did not play (Injury)						
FLORIDA*	23	1-3	0-2	0-0	2-0-2	2	0	3	0	2	2
at LSU											
at Missouri											
TENNESSEE											
GEORGIA											
at Vanderbilt											
MISSISSIPPI STATE											
at Tennessee											
TEXAS A&M											
at Ole Miss											
at Arkansas											
SOUTH CAROLINA											
* Started game											

2014-15 Season Highs

Points:	16 vs. NKU 12/3/14
FGM:	5 at Louisville 12/7/14
FGA:	8 vs. Morehead State 11/19/14
FTM:	7 vs. NKU 12/3/14
FTA:	12 vs. Oklahoma 11/28/14
3FGM:	1, five times, last vs. MTSU 12/12/14
3FGA:	3, twice, last vs. Oklahoma 11/28/14
O-Rebounds:	3 vs. USF 11/29/14
D-Rebounds:	5 vs. Baylor 11/17/14
Total Rebounds:	6 vs. Baylor 11/17/14
Assists:	7 vs. Morehead State 11/19/14
Blocks:	1, three times, last vs. Louisville 12/7/14
Steals:	3 vs. Appalachian State 11/14/14
Minutes:	35 vs. Louisville 12/7/14

Career Highs

Points:	23 vs. Grambling State 12/29/13
FGM:	8 at Georgia 1/18/12
FGA:	17, twice, last at Georgia 1/18/12
FTM:	12 vs. Grambling State 12/29/13
FTA:	12, four times, last vs. Oklahoma 11/28/14
3FGM:	3, seven times, last vs. Lipscomb 11/21/13
3FGA:	7 vs. Miami (Ohio) 11/28/12
O-Rebounds:	5, four times, last vs. Grambling State 12/29/13
D-Rebounds:	6 vs. Wright State 3/22/14
Total Rebounds:	9 vs. Florida 1/22/12
Assists:	7 vs. Morehead State 11/19/14
Blocks:	2 vs. Baylor 12/6/13
Steals:	6 vs. Arkansas-Pine Bluff 12/11/11
Minutes:	49 vs. Baylor 12/6/13

Extras

	13-14	14-15	Career
Scored 10+ Points	19	3	61
Scored 15+ Points	8	2	19
Scored 20+ Points	3	-	4
Made 3+ 3FG	1	-	6
5+ Rebounds	16	3	39
3+ Assists	0	4	23
3+ Steals	6	-	21
Led UK in Scoring	8	-	15
Led UK in Assists	1	2	13
Led UK in Steals	0	-	18

2014-15 Honors

Allstate WBCA Good Works Team



Bria Goss' Career Stats

Year	GP-GS	MIN	FG-FGA	PCT	3FG-FGA	PCT	FT-FTA	PCT	OFF-DEF	TOT-AVG	PF-FO	A	TO	BLK	ST	PTS-AVG
2011-12	35-35	928-26.5	126-339	.372	34-103	.330	98-134	.731	64-77	141-4.0	75-1	52	62	2	50	384-11.0
2012-13	36-22	883-24.5	102-265	.385	28-100	.280	86-102	.843	54-51	105-2.9	65-0	44	55	4	57	318-8.8
2013-14	35-34	949-27.1	99-250	.396	32-90	.356	127-141	.901	50-93	143-4.1	72-2	46	39	10	39	357-10.2
2014-15	12-12	283-23.6	25-61	.410	6-21	.286	27-38	.711	16-20	36-3.0	27-1	19	24	4	16	83-6.9
TOTAL	118-103	3043-25.8	352-915	.385	100-314	.318	338-415	.814	184-241	425-3.6	239-4	161	180	20	162	1142-9.7

UK HOOPS 2014-15 PLAYER BIOS

15

LINNAE HARPER • 5-8 • GUARD • SOPHOMORE

CHICAGO, ILL. [WHITNEY YOUNG HS]



2014-15 (Sophomore)

- Team's third-leading scorer (10.9 ppg) ... Double-figure points in two of last four games.
- Has started the last seven games, earning first career start at Duke (12/21).
- Loves to rebound and has a knack for crashing the boards ... Leads the team in rebounds, averaging 6.8 per game ... Has a team-high 56 offensive boards ... Shortest player in the SEC to average at least 6.8 rebounds per game.
- Has pulled down seven or more rebounds in six of the last 10 games.
- Leads the team in steals with 40.
- Scored 14 points and had nine rebounds vs. Florida, scoring in double figures for the third time in the last four games ... Also swiped a career-high six steals, the most by a UK player since Janee Thompson had seven vs. Tennessee State on 12/28/14.
- Leads the SEC in league games only with 3.2 steals per game.
- Scored 12 points and grabbed a career-high 14 rebounds vs. Ole Miss (1/4/15) for her third career

double-double, and third of the season (Morehead State, Oklahoma) ... A career-high eight of her 14 boards were offensive ... Also played a career-high 36 minutes in the win.

- Has double-figure points in 15 of her last 22 games, dating back to last season.
- Averaged 9.3 points per game in the Paradise Jam.
- Set new career highs in field goals made (10), field goals attempted (21), points (22), minutes played (28) and rebounds (12) against Oklahoma.
- Charted her second career double-double vs. the Sooners (22/12) ... Also grabbed one vs. Morehead on Nov 19.
- Named to the SEC All-Tournament Team after averaging 10.3 points off the bench in three SEC Tournament games.
- Named to the SEC All-Freshman Team by the league's coaches.
- One of seven high school All-Americans on the squad.
- Rated as the No. 5 recruit in the country as a senior, which makes her the highest-ranked recruit in UK Hoops history.
- High school teammates with Janee Thompson at powerhouse Whitney Young HS.
- The only left-handed player on the team.

Harper's 2014-15 Game-by-Game Statistics

Opponent	Min	FG-A	3PT-A	FT-A	O-D-T	PF	A	TO	BS	ST	PTS
APPALACHIAN STATE	21	8-16	1-3	0-0	2-5-7	0	4	4	2	0	17
BAYLOR	19	4-10	1-2	2-4	1-5-6	0	0	0	0	0	11
MOREHEAD STATE	25	6-12	0-1	1-4	5-5-10	3	1	1	0	1	13
at Central Michigan	22	5-11	0-1	0-1	5-1-6	1	0	3	0	5	10
vs. Illinois	27	0-5	0-1	2-2	0-2-2	4	1	3	0	3	4
vs. Oklahoma	28	10-21	1-3	1-4	7-5-12	4	2	5	0	4	22
vs. South Florida	17	1-6	0-0	1-2	2-1-3	1	1	2	0	0	3
NORTHERN KENTUCKY	24	5-10	0-0	3-7	3-0-3	2	4	1	0	1	13
at Louisville	17	5-9	1-1	1-3	0-8-8	3	2	2	0	1	12
MIDDLE TENNESSEE STATE	19	2-11	0-0	0-0	3-5-8	1	0	4	1	2	4
BELMONT	30	6-14	0-1	0-0	5-2-7	3	2	0	0	0	12
at Duke*	25	1-8	0-0	0-0	3-2-5	4	2	1	0	2	2
TENNESSEE STATE*	33	5-12	0-1	7-12	6-2-8	3	6	4	0	4	17
at Alabama*	24	3-9	0-1	1-3	1-4-5	3	0	4	1	4	7
OLE MISS*	36	6-16	0-0	0-4	8-6-14	3	1	5	0	4	12
AUBURN*	31	7-15	0-1	1-3	1-4-5	1	2	3	1	0	15
at South Carolina*	21	3-10	1-2	2-2	2-2-4	4	0	2	0	2	9
FLORIDA*	32	7-15	0-4	0-2	2-7-9	0	0	3	1	6	14

at LSU
at Missouri
TENNESSEE
GEORGIA
at Vanderbilt
MISSISSIPPI STATE
at Tennessee
TEXAS A&M
at Ole Miss
at Arkansas
SOUTH CAROLINA
* Started game

2014-15 Season Highs

Points:	22 vs. Oklahoma 11/28/14
FGM:	10 vs. Oklahoma 11/28/14
FGA:	21 vs. Oklahoma 11/28/14
FTM:	7 vs. Tennessee State 12/28/14
FTA:	12 vs. Tennessee State 12/28/14
3FGM:	1, five times, last at Alabama 1/2/15
3FGA:	4 vs. Florida 1/15/15
O-Rebounds:	8 vs. Ole Miss 1/4/15
D-Rebounds:	8 vs. Louisville 12/7/14
Total Rebounds:	14 vs. Ole Miss 1/4/15
Assists:	6 vs. Tennessee State 12/28/14
Blocks:	1, twice, last vs. Auburn 1/8/15
Steals:	6 vs. Florida 1/15/15
Minutes:	36 vs. Ole Miss 1/4/15

Career Highs

Points:	22 vs. Oklahoma 11/28/14
FGM:	10 vs. Oklahoma 11/28/14
FGA:	21 vs. Oklahoma 11/28/14
FTM:	7 vs. Tennessee State 12/28/14
FTA:	12 vs. Tennessee State 12/28/14
3FGM:	2 vs. Baylor 3/29/14
3FGA:	4 vs. Florida 1/15/15
O-Rebounds:	8 vs. Ole Miss 1/4/15
D-Rebounds:	8 vs. Louisville 12/7/14
Total Rebounds:	14 vs. Ole Miss 1/4/15
Assists:	6 vs. Tennessee State 12/28/14
Blocks:	1, three times, last vs. Auburn 1/8/15
Steals:	6 vs. Florida 1/15/15
Minutes:	36 vs. Ole Miss 1/4/15

Extras

	13-14	14-15	Career
Scored 10+ Points	14	11	25
Scored 15+ Points	3	3	6
Scored 20+ Points	n/a	1	1
Double-figure rebounds	n/a	3	3
Double-doubles	n/a	3	3
Made 3+ 3FG	n/a	1	1
5+ Rebounds	8	11	19
3+ Assists	2	3	5
2+ Steals	7	9	16
Led UK in Scoring	1	-	1
Led UK in Assists	n/a	3	3
Led UK in Steals	2	5	7



Linnae Harper's Career Stats

Year	GP-GS	MIN	FG-FGA	PCT	3FG-FGA	PCT	FT-FTA	PCT	OFF-DEF	TOT-AVG	PF-FO	A	TO	BLK	ST	PTS-AVG
2013-14	35-0	498-14.2	105-224	.469	6-25	.240	27-48	.563	45-52	97-2.8	52-0	27	37	2	25	243-6.9
2014-15	18-7	456-25.3	84-210	.400	5-22	.227	23-55	.418	56-66	122-6.8	40-0	28	45	4	40	196-10.9
TOTAL	53-7	954-18.0	189-434	.435	11-47	.234	50-103	.485	101-118	219-4.1	92-0	55	82	6	65	439-8.3

UK HOOPS 2014-15 PLAYER BIOS

24

JAYCEE COE • 5-11 • GUARD • FRESHMAN

GAINESBORO, TENN. (JACKSON CO.)



2014-15 (Freshman)

- Posted a career-high seven points against Florida, including nailing her second career 3-pointer.
- Scored first career points on a 3-point FG in the first half against Morehead State (11/19/14).
- Possesses a deep and accurate shooting range.
- Collected first career rebounds (3) against Tennessee St. (12/28/14) in a career high 14 minutes.
- Saw first-career SEC playing time vs. Auburn (1/8/15).
- Had a slight setback in October when she was involved in a car crash with teammate Ivana Jakubcova ... Both players suffered concussions and missed Big Blue Madness.
- Saw first-career playing time in the second half against Appalachian State (11/14/14).
- Played a career-high 11 minutes at Duke (12/21/14).
- Comes from a family of athletes as her mom played basketball and Eastern Kentucky and father played at Samford and Tennessee Tech.
- Rated the 25th-best shooting guard in the country by ESPN.com

- Two-time Class A Tennessee Miss Basketball ... Compiled over 2,300 points in her career at Jackson County High School.

Coe's 2014-15 Game-by-Game Statistics

Opponent	Min	FG-A	3PT-A	FT-A	O-D-T	PF	A	TO	BS	ST	PTS
APPALACHIAN STATE	3	0-0	0-0	0-0	0-0-0	0	0	0	0	0	0
BAYLOR					Did Not Play (Coach's Decision)						
MOREHEAD STATE	3	1-3	1-3	0-0	0-0-0	0	0	0	0	0	3
at Central Michigan					Did Not Play (Coach's Decision)						
vs. Illinois	0	0-0	0-0	0-0	0-0-0	0	0	0	0	1	0
vs. Oklahoma					Did Not Play (Coach's Decision)						
vs. South Florida					Did Not Play (Coach's Decision)						
NORTHERN KENTUCKY					Did Not Play (Coach's Decision)						
at Louisville					Did Not Play (Coach's Decision)						
MIDDLE TENNESSEE STATE					Did Not Play (Coach's Decision)						
BELMONT	8	0-2	0-2	0-0	0-0-0	1	0	0	0	0	0
at Duke	11	0-4	0-4	0-0	0-0-0	1	1	1	1	0	0
TENNESSEE STATE	14	0-3	0-3	0-0	0-3-3	0	2	0	0	0	0
at Alabama					Did Not Play (Coach's Decision)						
OLE MISS					Did Not Play (Coach's Decision)						
AUBURN	1	0-0	0-0	0-0	0-0-0	0	0	0	0	0	0
at South Carolina					Did Not Play (Coach's Decision)						
FLORIDA	14	3-8	1-4	0-0	1-0-1	0	0	1	0	0	7
at LSU											
at Missouri											
TENNESSEE											
GEORGIA											
at Vanderbilt											
MISSISSIPPI STATE											
at Tennessee											
TEXAS A&M											
at Ole Miss											
at Arkansas											
SOUTH CAROLINA											

* Started game

2014-15 Season Highs

Points:	7 vs. Florida 1/15/15
FGM:	3 vs. Florida 1/15/15
FGA:	8 vs. Florida 1/15/15
FTM:	-
FTA:	-
3FGM:	1, two times, last vs. Florida 1/15/15
3FGA:	4, two times, last vs. Florida 1/15/15
O-Rebounds:	1 vs. Florida 1/15/15
D-Rebounds:	3 vs. Tennessee State 12/28/14
Total Rebounds:	3 vs. Tennessee State 12/28/14
Assists:	2 vs. Tennessee State 12/28/14
Blocks:	1 at Duke 12/21/14
Steals:	1 vs. Illinois 11/27/14
Minutes:	14, two times, last vs. Florida 1/15/15

Career Highs

Points:	7 vs. Florida 1/15/15
FGM:	3 vs. Florida 1/15/15
FGA:	8 vs. Florida 1/15/15
FTM:	-
FTA:	-
3FGM:	1, two times, last vs. Florida 1/15/15
3FGA:	4, two times, last vs. Florida 1/15/15
O-Rebounds:	1 vs. Florida 1/15/15
D-Rebounds:	3 vs. Tennessee State 12/28/14
Total Rebounds:	3 vs. Tennessee State 12/28/14
Assists:	2 vs. Tennessee State 12/28/14
Blocks:	1 at Duke 12/21/14
Steals:	1 vs. Illinois 11/27/14
Minutes:	14, two times, last vs. Florida 1/15/15

Extras

	14-15	Career
Scored 10+ Points	-	-
Scored 15+ Points	-	-
Scored 20+ Points	-	-
Made 3+ 3FG	-	-
Double-figure Rebounds	-	-
5+ Assists	-	-
3+ Steals	-	-
Led UK in Scoring	-	-
Led UK in Assists	-	-
Led UK in Steals	-	-



Jaycee Coe's Career Stats


Year	GP-GS	MIN	FG-FGA	PCT	3FG-FGA	PCT	FT-FTA	PCT	OFF-DEF	TOT-AVG	PF-FO	A	TO	BLK	ST	PTS-AVG
2014-15	8-0	55-6.9	4-20	.200	2-16	.125	0-0	.000	1-3	4-0.5	2-0	3	2	1	1	10-1.3
TOTAL	8-0	55-6.9	4-20	.200	2-16	.125	0-0	.000	1-3	4-0.5	2-0	3	2	1	1	10-1.3

UK HOOPS 2014-15 PLAYER BIOS

25

MAKAYLA EPPS • 5-10 • GUARD • SOPHOMORE

LEBANON, KY. (MARION COUNTY HS)



2014-15 (Sophomore)

- Ranks second on the team and 11th in the SEC in scoring with 13.2 ppg.
- Leads the team with 54 assists, including a season-high six vs. Middle Tennessee (12/12/14) and Auburn (1/8/15) ... Leads the SEC in league games only in assist/turnover ratio (3.0).
- Has 19 career games in double-digit points, including 14 this season and five of the last six.
- Has played 30+ minutes in the last 10 of the last 11 games.
- Attempted 96 free throws, the most on the team, while shooting 67-of-96 (.698) from the line.
- Had 20 points vs. Florida, marking the third time this season she has scored 20+ points in a game.
- Started second career game, and first of the season against Tennessee State (12/28/14).
- Averaged a Paradise Jam-high 20.3 points per game in three-game tournament.
- Named the MVP of the 2014 Paradise Jam's Reef Division.
- Came off the bench to score 12 points in the comeback win over a tough South Florida team in the third game in three days, including 11 points in the decisive second half.
- Scored a career-high 29 points vs. Oklahoma (11/28/14), including nine in the overtime period ... Also charted new career bests in field goals made (9), attempted (14), minutes (41), free throws made (11), and rebounds (10).
- Scored 12 points, going a perfect 6-for-6 from the floor, and dished out a team-high six assists vs. Middle Tennessee (12/12/14).
- Came off the bench for 12 points vs. No. 8/9 Baylor (11/17/14), hitting 7-of-8 free throws and grabbing a then career-high eight rebounds.
- As a natural point guard, she charted 46 assists with just 18 turnovers last season.
- One of seven high school All-Americans on the squad.
- Was the first Lady Knight to be named a McDonald's All-American.
- Daughter of former Wildcat Anthony Epps, who was the starting PG for the 1996 National Championship team.
- Named the 2013 Kentucky Gatorade Player of the Year.
- Majoring in undergraduate studies.

Epps' 2014-15 Game-by-Game Statistics

Opponent	Min	FG-A	3PT-A	FT-A	O-D-T	PF	A	TO	BS	ST	PTS
APPALACHIAN STATE	24	6-11	2-6	2-3	3-1-4	3	3	3	0	3	16
BAYLOR	28	2-5	1-1	7-8	1-7-8	2	2	1	0	1	12
MOREHEAD STATE	23	4-9	1-3	0-0	1-3-4	0	4	2	0	0	9
at Central Michigan	30	6-12	0-2	0-1	1-3-4	0	4	2	0	2	12
vs. Illinois	32	7-11	0-0	6-9	1-4-5	2	2	0	0	2	20
vs. Oklahoma	41	9-14	0-1	11-15	3-7-10	3	4	2	1	3	29
vs. South Florida	29	3-8	0-0	6-13	1-1-2	3	2	1	0	0	12
NORTHERN KENTUCKY	32	4-11	1-2	2-4	0-0-6	0	1	0	0	0	11
at Louisville	30	4-11	0-0	2-3	1-3-4	0	2	2	0	2	10
MIDDLE TENNESSEE STATE	32	6-6	0-0	0-2	2-3-5	0	6	3	0	0	12
BELMONT	30	2-8	1-3	2-2	1-2-3	1	2	1	0	0	7
at Duke	31	3-9	0-1	2-3	4-1-5	2	2	2	0	3	8
TENNESSEE STATE	34	5-14	0-4	6-8	2-1-3	2	2	1	1	1	16
at Alabama*	32	5-11	0-1	4-7	4-3-7	3	3	0	0	3	14
OLE MISS*	35	3-17	0-3	6-6	3-3-6	0	0	1	0	0	12
AUBURN*	25	4-9	1-3	3-4	1-3-4	1	6	1	0	1	12
at South Carolina*	35	2-8	1-4	0-0	0-2-2	0	5	2	0	2	5
FLORIDA*	32	6-10	0-2	8-8	1-4-5	0	4	2	0	3	20
at LSU											
at Missouri											
TENNESSEE											
GEORGIA											
at Vanderbilt											
MISSISSIPPI STATE											
at Tennessee											
TEXAS A&M											
at Ole Miss											
at Arkansas											
SOUTH CAROLINA											
* Started game											

2014-15 Season Highs

Points:	29 vs. Oklahoma 11/28/14
FGM:	9 vs. Oklahoma 11/28/14
FGA:	17 vs. Ole Miss 1/4/15
FTM:	11 vs. Oklahoma 11/28/14
FTA:	15 vs. Oklahoma 11/28/14
3FGM:	2 vs. Appalachian State 11/14/14
3FGA:	4 vs. Tennessee State 12/28/14
O-Rebounds:	4 at Alabama 1/2/15
D-Rebounds:	7, twice, last vs. Oklahoma 11/28/14
Total Rebounds:	10 vs. Oklahoma 11/28/14
Assists:	6, twice, vs. Auburn 1/8/15
Blocks:	1, twice, last vs. Tennessee State 12/28/14
Steals:	3, four times, last vs. Florida 1/15/15
Minutes:	41 vs. Oklahoma 11/28/14

Career Highs

Points:	29 vs. Oklahoma 11/28/14
FGM:	9 vs. Oklahoma 11/28/14
FGA:	17 vs. Ole Miss 1/4/15
FTM:	11 vs. Oklahoma 11/28/14
FTA:	15 vs. Oklahoma 11/28/14
3FGM:	2, four times, last 11 vs. Appalachian State 11/14/14
3FGA:	4 vs. Tennessee State 12/28/14
O-Rebounds:	4, two times, last at Alabama 1/2/15
D-Rebounds:	7, twice, last vs. Oklahoma 11/28/14
Total Rebounds:	10 vs. Oklahoma 11/28/14
Assists:	7 vs. Wright State 3/22/14
Blocks:	1, twice, last vs. Tennessee State 12/28/14
Steals:	3, six times, last vs. Florida 1/15/15
Minutes:	41 vs. Oklahoma 11/28/14

Extras

	13-14	14-15	Career
Scored 10+ Points	5	14	19
Scored 15+ Points	1	5	6
Scored 20+ Points	n/a	3	3
Made 3+ 3FG	n/a	-	n/a
5+ Assists	3	2	5
4+ Rebounds	4	12	16
3+ Steals	1	3	4
Led UK in Scoring	1	3	4
Led UK in Assists	3	8	11
Led UK in Steals	1	3	4

2014-15 Honors

Paradise Jam Tournament MVP
Paradise Jam All-Tournament Team



Makayla Epps' Career Stats

Year	GP-GS	MIN	FG-FGA	PCT	3FG-FGA	PCT	FT-FTA	PCT	OFF-DEF	TOT-AVG	PF-FO	A	TO	BLK	ST	PTS-AVG
2013-14	34-1	391-11.5	56-116	.483	12-41	.293	31-46	.674	10-37	47-1.4	32-0	46	21	0	11	155-4.6
2014-15	18-6	555-30.8	81-184	.440	8-36	.222	67-96	.698	30-57	87-4.8	22-0	54	26	2	26	237-13.2
TOTAL	52-7	946-18.2	137-300	.457	20-77	.260	98-142	.690	40-94	134-2.6	54-0	100	47	2	37	392-7.5

UK HOOPS 2014-15 PLAYER BIOS

35

ALEXIS JENNINGS • 6-2 • FORWARD/CENTER • FRESHMAN

MADISON, ALA. (SPARKMAN HS)



2014-15 (Freshman)

- Averaging 8.1 points per game and 2.8 rebounds per game in 16.2 minutes per game.
- In the last nine games, has averaged a team-high 13.4 ppg to go along with 4.2 rpg, while shooting .506 (45-89) from the field.
- Started first career game vs. Auburn (1/8/15), scoring 12 points.
- Earned SEC Freshman of the Week honors for the second time in three weeks after scoring a career-high 27 points vs. Tennessee State ... Also had career highs in minutes (29), field goals made (8), 3-pointers (3) and rebounds (8) ... The 27 points marked the second-highest single-game output by a UK player this season (Epps, 29, vs. Oklahoma).
- Had back-to-back 20-point games after scoring 27 vs. Tennessee State and 21 vs. Alabama ... First UK freshman to accomplish that feat since A'dia Mathies in 2010.
- Has scored in double figures eight times this season, including five straight from 12/12/14-1/4/15 and seven of her last nine.

- Named SEC Freshman of the Week on Dec. 15 after setting career highs in points, rebounds, blocks, and recording her first back-to-back double-figure games.
- Scored a then career-high 17 points at Duke (12/21/14), for her third-straight double-figure scoring game.
- Finished with 2,594 career points for Sparkman, who retired her jersey in April of 2014.
- Mother, Tracy McCall, was a four-year starter at the University of North Alabama and was inducted in the UNA Hall of Fame in 2003 ... Father, Bennie Jennings, played football at UNA from 1985-90 and was inducted into the Hall of Fame in 2009.
- Named Gatorade Alabama Player of the Year and 6A Player of the Year after averaging 22.5 points, 10.5 rebounds, 3.9 blocks, 3.2 steals per game and shooting 81 percent from the free throw line during the Senators' run to the state championship game last season.

Jennings's 2014-15 Game-by-Game Statistics

Opponent	Min	FG-A	3PT-A	FT-A	O-D-T	PF	A	TO	BS	ST	PTS
APPALACHIAN STATE	14	2-3	0-0	6-8	1-3-4	4	1	3	0	1	10
BAYLOR	4	0-0	0-0	0-0	0-0-0	0	0	1	0	1	0
MOREHEAD STATE	15	3-9	0-1	0-0	1-0-1	0	0	0	0	0	6
at Central Michigan	9	1-3	1-1	2-2	1-1-2	4	0	1	0	0	2
vs. Illinois	6	0-2	0-0	0-0	1-1-2	0	0	1	0	0	0
vs. Oklahoma	12	0-2	0-1	3-4	0-1-1	4	0	4	1	0	3
vs. South Florida	9	0-0	0-0	0-0	2-1-3	1	0	1	1	0	0
NORTHERN KENTUCKY	18	0-3	0-1	1-4	0-4-4	2	0	1	0	0	1
at Louisville	3	0-0	0-0	0-0	0-0-0	1	0	1	0	0	0
MIDDLE TENNESSEE STATE	18	3-6	1-1	4-4	3-4-7	1	0	2	2	0	11
BELMONT	14	3-7	0-2	4-4	2-3-5	2	0	0	1	0	10
at Duke	24	7-13	0-3	3-4	1-2-3	4	0	1	1	1	17
TENNESSEE STATE	29	8-15	3-4	8-12	5-3-8	1	0	0	1	1	27
at Alabama	26	9-14	0-0	3-6	4-1-5	3	0	1	1	2	21
OLE MISS	17	4-6	0-1	1-1	0-2-2	5	0	2	0	1	9
AUBURN*	26	5-9	0-1	1-2	1-0-1	2	0	0	0	1	12
at South Carolina*	29	4-15	0-3	2-2	0-4-4	4	1	1	2	0	10
FLORIDA*	19	2-4	0-1	0-0	0-3-3	3	1	1	0	0	4
at LSU											
at Missouri											
TENNESSEE											
GEORGIA											
at Vanderbilt											
MISSISSIPPI STATE											
at Tennessee											
TEXAS A&M											
at Ole Miss											
at Arkansas											
SOUTH CAROLINA											

* Started game

2014-15 Season Highs

Points:	27 vs. Tennessee State 12/28/14
FGM:	9 at Alabama 1/2/15
FGA:	15 vs. Tennessee State 12/28/14
FTM:	8 vs. Tennessee State 12/28/14
FTA:	12 vs. Tennessee State 12/28/14
3FGM:	3 vs. Tennessee State 12/28/14
3FGA:	4 vs. Tennessee State 12/28/14
O-Rebounds:	5 vs. Tennessee State 12/28/14
D-Rebounds:	4, twice, last vs. MTSU 12/12/14
Total Rebounds:	8 vs. Tennessee State 12/28/14
Assists:	1 vs. Appalachian State 11/14/14
Blocks:	1, three times, last at Alabama 1/2/15
Steals:	2 at Alabama 1/2/15
Minutes:	29 vs. Tennessee State 12/28/14

Career Highs

Points:	27 vs. Tennessee State 12/28/14
FGM:	9 at Alabama 1/2/15
FGA:	15 vs. Tennessee State 12/28/14
FTM:	8 vs. Tennessee State 12/28/14
FTA:	12 vs. Tennessee State 12/28/14
3FGM:	3 vs. Tennessee State 12/28/14
3FGA:	4 vs. Tennessee State 12/28/14
O-Rebounds:	5 vs. Tennessee State 12/28/14
D-Rebounds:	4, twice, last vs. MTSU 12/12/14
Total Rebounds:	8 vs. Tennessee State 12/28/14
Assists:	1 vs. Appalachian State 11/14/14
Blocks:	1, three times, last at Alabama 1/2/15
Steals:	2 at Alabama 1/2/15
Minutes:	29 vs. Tennessee State 12/28/14

Extras

	14-15	Career
Scored 10+ Points	8	8
Scored 15+ Points	3	3
Scored 20+ Points	2	2
Made 3+ 3FG	1	1
Double-figure Rebounds	n/a	-
5+ Assists	n/a	-
3+ Steals	n/a	-
Led UK in Scoring	2	2
Led UK in Assists	n/a	-
Led UK in Steals	n/a	-

2014-15 Honors

SEC Freshman of the Week (12/15/14)
SEC Freshman of the Week (12/29/14)



Alexis Jennings's Career Stats

Year	GP-GS	MIN	FG-FGA	PCT	3FG-FGA	PCT	FT-FTA	PCT	OFF-DEF	TOT-AVG	PF-FO	A	TO	BLK	ST	PTS-AVG
2014-15	18-3	292-16.2	51-111	.459	5-20	.250	39-53	.736	23-33	56-3.1	39-1	3	22	10	8	146-8.1
TOTAL	18-3	292-16.2	51-111	.459	5-20	.250	39-53	.736	23-33	56-3.1	39-1	3	22	10	8	146-8.1

UK HOOPS 2014-15 PLAYER BIOS

45

ALYSSA RICE • 6-3 • CENTER • FRESHMAN

REYNOLDSBURG, OHIO (REYNOLDSBURG HS)



2014-15 (Freshman)

- Averaging 2.8 points per game, while grabbing 3.0 boards per game.
- Scored a career-high six points vs. Auburn (1/8/15), shooting 3-of-4 from the floor.
- Started three straight games from 12/28/14 vs. MTSU to 12/21/14 at Duke.
- Scored a then career-high tying five points vs. Tennessee State (12/28/14).
- Earned her first career start vs. Middle Tennessee State (12/12/14) and swatted away a career-high two blocks in 19 minutes.
- Has scored at least one point in every game but two this season (at Duke and vs. Ole Miss).
- Grabbed a career-high eight rebounds vs. Oklahoma (11/28/14).
- Led UK with two steals in just 18 minutes of action in the win over No. 8/9 Baylor in Rupp Arena.
- One of seven high school All-Americans on the team.
- Ranked the No. 3 post player in the country and 20th overall player according to ESPN.com.

- Holds the scoring (1433) and rebounding all-time record (904) at Reynoldsburg High School ... Led the Raiders to a 96-11 record during her four seasons.
- Averaged 19.1 points per game as a senior.
- Named Associated Press first-team All-Ohio and The Columbus Dispatch All-Metro team player of the year after averaging 19.1 points per game as a senior

Rice's 2014-15 Game-by-Game Statistics

Opponent	Min	FG-A	3PT-A	FT-A	O-D-T	PF	A	TO	BS	ST	PTS
APPALACHIAN STATE	21	2-5	0-0	1-2	2-1-3	3	0	1	0	0	5
BAYLOR	18	1-3	0-0	0-0	1-0-1	3	0	1	0	2	2
MOREHEAD STATE	16	1-2	0-2	1-2	2-0-2	3	1	1	1	1	3
at Central Michigan	10	1-3	0-0	0-0	1-1-2	2	0	1	0	0	4
vs. Illinois	6	1-3	0-0	0-0	1-1-2	2	0	3	1	0	2
vs. Oklahoma	21	0-4	0-0	2-2	1-7-8	5	0	2	1	0	2
vs. South Florida	19	1-5	0-0	1-2	2-3-5	3	1	2	1	0	3
NORTHERN KENTUCKY	13	0-1	0-0	3-4	1-2-3	5	1	1	0	0	3
at Louisville	15	0-3	0-0	0-0	2-1-3	4	0	1	0	1	4
MIDDLE TENNESSEE STATE*	19	1-3	0-0	1-2	2-3-5	1	0	2	2	1	3
BELMONT*	21	1-3	0-0	2-2	0-2-2	1	0	2	1	0	4
at Duke*	16	0-4	0-0	0-2	3-0-3	2	0	2	0	0	0
TENNESSEE STATE	11	1-1	0-0	3-6	1-2-3	2	0	1	1	0	5
at Alabama	6	0-0	0-0	1-2	0-1-1	4	1	1	0	0	1
OLE MISS	12	0-2	0-0	0-0	2-3-5	2	0	0	0	0	0
AUBURN	12	3-4	0-0	0-0	0-1-1	4	0	1	0	0	6
at South Carolina	14	1-2	0-0	2-2	1-3-4	4	0	1	0	0	4
FLORIDA	17	2-2	0-0	1-2	0-1-1	3	0	0	0	0	5
at LSU											
at Missouri											
TENNESSEE											
GEORGIA											
at Vanderbilt											
MISSISSIPPI STATE											
at Tennessee											
TEXAS A&M											
at Ole Miss											
at Arkansas											
SOUTH CAROLINA											

* Started game

2014-15 Season Highs

Points:	6 vs. Auburn 1/8/15
FGM:	3 vs. Auburn 1/8/15
FGA:	5 vs. Appalachian State 11/14/14
FTM:	3, twice, last vs. Tennessee State 12/28/14
FTA:	6 vs. Tennessee State 12/28/14
3FGM:	-
3FGA:	2 vs. Morehead State 11/19/14
O-Rebounds:	3, at Duke 12/21/14
D-Rebounds:	7 vs. Oklahoma 11/28/14
Total Rebounds:	8 vs. Oklahoma 11/28/14
Assists:	1, four times, last at Alabama 1/2/15
Blocks:	2 vs. MTSU 12/12/14
Steals:	2 vs. Baylor 11/17/14
Minutes:	21, three times, last vs. Belmont 12/14/14

Career Highs

Points:	6 vs. Auburn 1/8/15
FGM:	3 vs. Auburn 1/8/15
FGA:	5 vs. Appalachian State 11/14/14
FTM:	3, twice, last vs. Tennessee State 12/28/14
FTA:	6 vs. Tennessee State 12/28/14
3FGM:	-
3FGA:	2 vs. Morehead State 11/19/14
O-Rebounds:	3, at Duke 12/21/14
D-Rebounds:	7 vs. Oklahoma 11/28/14
Total Rebounds:	8 vs. Oklahoma 11/28/14
Assists:	1, four times, last at Alabama 1/2/15
Blocks:	2 vs. MTSU 12/12/14
Steals:	2 vs. Baylor 11/17/14
Minutes:	21, three times, last vs. Belmont 12/14/14

Extras

	14-15	Career
Scored 10+ Points	-	-
Scored 15+ Points	-	-
Scored 20+ Points	-	-
Made 3+ 3FG	-	-
Double-figure Rebounds	-	-
5+ Assists	-	-
3+ Steals	-	-
Led UK in Scoring	-	-
Led UK in Assists	-	-
Led UK in Steals	1	1



Alyssa Rice's Career Stats

Year	GP-GS	MIN	FG-FGA	PCT	3FG-FGA	PCT	FT-FTA	PCT	OFF-DEF	TOT-AVG	PF-FO	A	TO	BLK	ST	PTS-AVG
2014-15	18-3	267-14.8	16-50	.320	0-0	.000	18-30	.600	22-32	54-3.0	55-2	4	23	8	5	50-2.8
TOTAL	18-3	267-14.8	16-50	.320	0-0	.000	18-30	.600	22-32	54-3.0	55-2	4	23	8	5	50-2.8

UK HOOPS 2014-15 PLAYER BIOS

50

AZIA BISHOP • 6-3 • FORWARD/CENTER • SENIOR

TOLEDO, OHIO (START HS)



2014-15 (Senior)

- Averaging 7.2 points per game (sixth on the team) and is second on the team with 6.4 rebounds per game.
- Ranks second in the SEC with 1.9 blocks per game (30).
- Swatted a career-high six blocks vs. Tennessee State (12/28/14), five coming in the first half.
- Ranks No. 4 on UK's all-time blocks list with 132 ... Needs 24 more to tie for third all-time.
- Has played in 119 career games with 21 starting assignments, including six straight.
- Eclipsed the 500 career rebound mark vs. Auburn (1/8/15) with 10.
- Has five double-figure scoring games this season.
- Collected her second double-double of the season with a season-high 15 points and career-high tying 12 rebounds vs. Belmont (12/14/14) ... Also had a team-high four blocks and three steals.
- Recorded her first double-double of the season and fourth of her career against Morehead State (11/19/14), finishing the game with 11 points and 11 rebounds.

• Started vs. Appalachian State (11/14/14) in the season opener and scored 14 points while also collecting nine rebounds in the win.

- Has five career double-doubles, two this season.
- Played in all 35 games last season with five starts ... Averaged 5.3 points, 5.3 rebounds and 1.2 blocks per game.
- Led the team with 41 blocks last season.
- Majoring in social work and is inspired to help children by her six-year-old brother who is autistic.

Bishop's 2014-15 Game-by-Game Statistics

Opponent	Min	FG-A	3PT-A	FT-A	O-D-T	PF	A	TO	BS	ST	PTS
APPALACHIAN STATE*	19	6-10	0-1	2-4	5-4-9	5	0	2	2	1	14
BAYLOR*	22	3-6	0-0	0-0	2-1-3	2	2	4	4	0	6
MOREHEAD STATE*	21	5-9	0-1	2-2	6-5-11	1	0	1	0	2	11
at Central Michigan*	24	3-5	0-0	00	4-7-1	4	0	1	3	0	6
vs. Illinois*	27	6-7	0-0	1-6	4-3-7	2	0	2	1	1	13
vs. Oklahoma*	24	2-5	0-0	0-1	1-3-4	2	0	2	1	1	4
vs. South Florida*	15	0-2	0-0	1-2	2-8-10	4	0	0	2	1	4
NORTHERN KENTUCKY*	21	4-6	0-0	1-8	5-1-6	2	3	3	0	2	9
at Louisville*	10	1-1	0-0	0-0	0-1-1	5	0	2	0	0	2
MIDDLE TENNESSEE STATE	17	2-3	0-0	0-1	1-3-4	2	0	2	1	0	4
BELMONT	29	7-12	0-0	1-2	5-7-12	1	0	3	4	3	15
at Duke	27	7-9	0-0	1-2	4-1-5	3	1	2	1	2	15
TENNESSEE STATE*	19	3-5	0-0	0-1	1-3-4	5	3	3	6	2	6
at Alabama*	27	2-3	0-0	1-2	1-3-4	4	3	4	0	2	5
OLE MISS*	24	0-2	0-0	1-3	2-3-5	2	1	0	0	1	1
AUBURN*	28	2-7	0-0	4-9	4-3-10	3	1	0	5	4	8
at South Carolina*	18	3-4	0-0	1-2	2-3-5	4	0	1	3	1	7
FLORIDA*	26	0-0	0-0	3-7	2-3-5	3	0	2	0	1	3
at LSU											
at Missouri											
TENNESSEE											
GEORGIA											
at Vanderbilt											
MISSISSIPPI STATE											
at Tennessee											
TEXAS A&M											
at Ole Miss											
at Arkansas											
SOUTH CAROLINA											

* Started game

2014-15 Season Highs

Points:	15, twice, last at Duke 12/21/14
FGM:	7, twice, last at Duke 12/21/14
FGA:	12 vs. Belmont 12/14/14
FTM:	4 vs. Auburn 1/8/15
FTA:	9 vs. Auburn 1/8/15
3FGM:	-
3FGA:	1, three times, last vs. MTSU 12/12/14
O-Rebounds:	6 vs. Morehead State 11/19/14
D-Rebounds:	8 vs. USF 11/29/14
Total Rebounds:	12 vs. Belmont 12/14/14
Assists:	3, three times, last at Alabama 1/2/15
Blocks:	6 vs. Tennessee State 12/28/14
Steals:	4 vs. Auburn 1/8/15
Minutes:	29 vs. Belmont 12/14/14

Career Highs

Points:	17 vs. LSU 1/27/13
FGM:	7, three times, last at Duke 12/21/14
FGA:	12 vs. Belmont 12/14/14
FTM:	6 vs. Northeastern 11/17/11
FTA:	10 vs. Northeastern 11/17/11
3FGM:	2 vs. Central Michigan 11/17/13
3FGA:	2, seven times, last at Georgia 1/30/14
O-Rebounds:	7, twice, last vs. Georgia Southern 11/13/13
D-Rebounds:	8 vs. USF 11/29/14
Total Rebounds:	12, twice, last vs. Belmont 12/14/14
Assists:	3, four times, last at Alabama 1/2/15
Blocks:	6 vs. Tennessee State 12/28/14
Steals:	5 vs. Jacksonville State 11/15/11
Minutes:	29 vs. Belmont 12/14/14

Extras

	13-14	14-15	Career
Scored 10+ Points	5	5	10
Scored 15+ Points	1	2	4
Scored 20+ Points	n/a	-	n/a
Made 3+ 3FG	n/a	-	n/a
Double-figure Rebounds	4	4	11
Double-doubles	2	2	5
5+ Assists	n/a	-	n/a
3+ Steals	1	2	7
Led UK in Scoring	1	1	3
Led UK in Blocks	-	10	40
Led UK in Steals	n/a	1	1



Azia Bishop's Career Stats

Year	GP-GS	MIN	FG-FGA	PCT	3FG-FGA	PCT	FT-FTA	PCT	OFF-DEF	TOT-AVG	PF-FO	A	TO	BLK	ST	PTS-AVG
2011-12	32-1	362-11.3	63-133	.474	3-10	.300	27-64	.422	54-54	108-3.4	79-2	8	40	31	23	156-4.9
2012-13	34-0	404-11.9	48-129	.372	4-20	.200	25-55	.455	52-56	108-3.2	72-3	15	39	27	15	125-3.7
2013-14	35-5	552-15.8	72-166	.434	6-16	.375	34-84	.405	85-101	186-5.3	87-2	16	31	41	18	184-5.3
2014-15	18-15	398-22.1	56-96	.583	0-2	.000	18-52	.346	54-62	116-6.4	54-3	14	34	33	24	130-7.2
TOTAL	119-21	1716-14.4	239-524	.456	13-48	.271	104-255	.408	245-273	518-4.4	292-10	53	144	132	80	595-5.0

2014-15 GAME REVIEWS

1

#11/10 KENTUCKY 111, APPALACHIAN STATE 74

NOV. 14, 2014 • LEXINGTON, KY. (MEMORIAL COLISEUM)



Official Basketball Box Score -- Game Totals -- Final Statistics
Appalachian State vs #11/10 Kentucky
11/14/14 7:02 pm at Memorial Coliseum, Lexington, KY



Appalachian State 74 • 0-1

#	Player	Total		3-Ptr		Rebounds		PF	TP	A	TO	Blk	Stl	Min
		FG	F-GA	FG	F-GA	FT	FTA							
23	Cooper, KeKe	1	0-1	0-0	0-0	0	0	4	0	0	0	0	0	11
24	Syndor, Maryah	1	12-23	2-4	7-8	2	5	7	2	33	0	4	1	35
42	Marshall, Mia	1	0-1	0-0	2-5	2	4	6	5	2	0	2	0	2
20	Mallow, Katie	1	3-11	1-6	6-7	0	3	3	2	13	4	4	0	28
34	Story, Madi	1	1-4	0-0	1-2	2	1	3	2	3	0	0	0	13
02	Wood, Farrah	0	0-0	0-0	0-0	0	2	0	0	0	0	2	0	1
03	Cartier, Bria	0	0-3	0-0	3-4	1	2	3	2	3	0	6	0	1
04	Huffman, Bria	1	1-6	0-1	2-2	1	3	4	3	4	1	6	0	26
10	Jones, Jol	1	3-5	0-0	3-3	0	0	0	2	9	1	2	0	1
12	Smith, Peggy	0	0-0	0-0	0-0	0	0	0	0	0	0	0	0	3
15	Hinnant, Vernessa	0	0-0	0-0	1-2	0	0	0	0	1	0	1	0	0
25	Doub, Katelynn	1	1-2	0-0	2-2	1	1	0	4	0	1	0	0	7
30	Bassett-Smith, A.	1	1-4	0-0	0-0	0	0	0	3	2	0	0	0	6
Team														
Totals		22-60		3-11		27-35		11		21		32		25 74
FG % 1st Half: 15-36		41.7%		2nd half: 7-24		29.2%		Game: 22-60		36.7%		Deadball		Rebounds
3FG % 1st Half: 2-7		28.6%		2nd half: 1-4		25.0%		Game: 3-11		27.3%		3-1		
FT % 1st Half: 10-13		76.9%		2nd half: 17-22		77.3%		Game: 27-35		77.1%				

#11/10 Kentucky 111 • 1-0

#	Player	Total		3-Ptr		Rebounds		PF	TP	A	TO	Blk	Stl	Min
		FG	F-GA	FG	F-GA	FT	FTA							
05	Goodin-Rogers, Kyvin	1	2-5	2-4	5-6	1	5	6	4	11	1	0	4	0
50	Bishop, Azia	1	6-10	0-1	2-4	5	4	9	5	14	0	2	1	19
00	O'Neill, Jennifer	1	6-12	3-5	5-11	2	6	8	3	20	5	2	0	4
03	Thompson, Janee	1	4-5	1-2	1-2	1	4	5	1	10	4	4	0	3
13	Goss, Bria	1	2-5	0-1	1-2	1	3	2	3	6	5	3	1	21
12	Sidney, Jelleah	1	1-3	0-0	0-0	0	0	0	3	2	1	1	0	0
15	Harper, Linnae	1	8-16	1-3	0-0	2	5	7	0	17	4	1	0	21
24	Coe, Jaycee	0	0-0	0-0	0-0	0	0	0	0	0	0	0	0	0
25	Epps, Makayla	1	6-11	2-6	3	1	4	16	8	3	0	0	0	23
35	Jennings, Alexis	1	2-3	0-0	0-8	1	3	4	10	1	0	3	0	14
45	Rice, Alyssa	1	2-5	0-0	1-2	2	1	3	3	5	0	1	0	21
Team														
Totals		39-75		9-22		24-38		19		50		29		111 24 21 76 200
FG % 1st Half: 19-36		52.8%		2nd half: 20-39		51.3%		Game: 39-75		52.0%		Deadball		Rebounds
3FG % 1st Half: 3-11		27.3%		2nd half: 6-11		54.5%		Game: 9-22		40.9%		6-1		
FT % 1st Half: 17-24		70.8%		2nd half: 7-14		50.0%		Game: 24-38		63.2%				

Officials: Scott Varbrough, Dawn Marsh, Douglas Knight
Technical fouls: Appalachian State-None. #11/10 Kentucky-None.
Attendance: 4887

Score by periods	1st	2nd	Total
Appalachian State	42	32	74
#11/10 Kentucky	58	53	111

Last FG - APP 2nd-02:22, UK 2nd-00:54.
Largest lead - APP None, UK by 40 2nd-00:54.
APP led for 00:00, UK led for 39:48. Game was tied for 00:12.

Score tied - 0 times.
Lead changed - 0 times.

Notables: UK won its sixth straight season opener and sixth straight home opener ... Goodin-Rogers earned her first collegiate start after missing last season with a blood clot in her lung ... Bishop's first start since Feb. 2, 2014 ... UK scored the first 10 points, going the first 2:11 of the game before allowing a point ... O'Neill scored 14 of her team-high 20 points in the second half ... Epps tied her career high with 16 points.

3

#13/9 KENTUCKY 91, MOREHEAD STATE 62

NOV. 19, 2014 • LEXINGTON, KY. (MEMORIAL COLISEUM)



Official Basketball Box Score -- Game Totals -- Final Statistics
Morehead State vs #13/9 Kentucky
11/19/14 11:02 am at Memorial Coliseum, Lexington, KY



Morehead State 62 • 2-1

#	Player	Total		3-Ptr		Rebounds		PF	TP	A	TO	Blk	Stl	Min
		FG	F-GA	FG	F-GA	FT	FTA							
14	STEELE, Shay	1	2-8	0-0	2-2	2	1	3	5	6	0	0	1	0
45	ARLEDGE, Mackenzie	1	0-0	0-0	0-0	1	4	5	2	0	0	3	1	0
04	JONES, Almesha	1	3-10	0-4	1-5	0	3	3	2	7	8	6	0	1
23	VIELA, Maiki	1	7-14	3-5	2-2	0	4	4	4	19	1	10	1	0
34	WELLS, Ashlyah	1	4-8	1-1	0-0	1	5	6	4	9	0	2	0	1
01	RYANS, Casey	0	5-9	0-1	1-2	2	3	5	2	11	0	0	1	0
02	BROOKS, Ja'lyn	0	0-0	0-0	0-0	0	0	0	0	0	0	0	0	0
20	TODD, Brooke	0	0-0	0-0	0-0	0	0	0	0	0	0	0	0	0
21	GREENWELL, Natalie	1	5-5	0-0	0-0	0	4	4	2	10	1	2	1	0
Team														
Totals		26-58		4-11		6-11		9		26		35		62 10 24 6 3 200
FG % 1st Half: 11-34		32.4%		2nd half: 15-24		62.5%		Game: 26-58		44.8%		Deadball		Rebounds
3FG % 1st Half: 0-3		0.0%		2nd half: 4-8		50.0%		Game: 4-11		36.4%		2-2		
FT % 1st Half: 2-5		40.0%		2nd half: 4-6		66.7%		Game: 6-11		54.5%				

#13/9 Kentucky 91 • 3-0

#	Player	Total		3-Ptr		Rebounds		PF	TP	A	TO	Blk	Stl	Min
		FG	F-GA	FG	F-GA	FT	FTA							
05	Goodin-Rogers, Kyvin	1	2-8	1-3	0-0	6	3	9	2	5	0	1	0	1
50	Bishop, Azia	1	5-9	0-1	1-2	6	5	11	1	11	0	1	0	2
00	O'Neill, Jennifer	1	6-14	1-5	1-4	2	4	6	2	14	2	1	0	1
03	Thompson, Janee	1	5-12	1-5	4-4	0	0	2	15	3	0	0	0	28
13	Goss, Bria	1	2-8	1-3	2-3	2	3	5	1	7	4	2	1	2
12	Sidney, Jelleah	1	2-3	0-1	1-2	3	1	4	1	5	1	2	1	1
15	Harper, Linnae	1	6-12	0-1	1-4	5	5	10	3	13	1	1	0	1
24	Coe, Jaycee	1	1-3	1-3	0-0	0	0	0	0	3	0	0	0	3
25	Epps, Makayla	1	4-9	1-3	0-0	1	3	4	0	9	4	2	0	23
35	Jennings, Alexis	1	3-9	0-1	0-0	1	1	0	6	0	0	0	0	1
45	Rice, Alyssa	1	1-2	0-0	1-2	2	0	2	3	3	1	1	1	16
Team														
Totals		37-89		6-26		11-21		30		25		55		91 16 11 3 10 200
FG % 1st Half: 16-45		35.6%		2nd half: 21-44		47.7%		Game: 37-89		41.6%		Deadball		Rebounds
3FG % 1st Half: 4-16		25.0%		2nd half: 2-10		20.0%		Game: 6-26		23.1%		4-1		
FT % 1st Half: 9-14		64.3%		2nd half: 2-7		28.6%		Game: 11-21		52.4%				

Officials: Laura Morris, Roy Gulbeyan, Eric Brewton
Technical fouls: Morehead State-None. #13/9 Kentucky-None.
Attendance: 5923

Score by periods	1st	2nd	Total
Morehead State	24	38	62
#13/9 Kentucky	45	46	91

Notables: Cats won its 10th straight game vs. Morehead, including 15th in Memorial Coliseum ... Bishop recorded her fourth career double-double, while Harper charted her first career double-double ... Coe scored her first career points with a 3-pointer.

2

#11/10 KENTUCKY 74, #8/9 BAYLOR 64

2014-15 GAME REVIEWS

5

ILLINOIS 77, #9/10 KENTUCKY 71

NOV. 27, 2014 • ST. THOMAS, V.I. (UMI SPORTS & FITNESS CENTER)



Official Basketball Box Score -- Game Totals -- Final Statistics
Illinois vs Kentucky
11/27/14 7:00 p.m. AST at St. Thomas, U.S. Virgin Islands



Illinois 77 • 5-0

#	Player	Total		3-Ptr		Rebounds			PF	TP	A TO Bk Stl				Min
		FG-FA	FG-FA	FT-FTA	Off	Def	Tot	A			TO	Bk	Stl		
32	WHITE, Chatrice	r	10-13	1-1	2-2	0	4	4	4	23	0	3	3	2	37
34	GRANT, Jacqui	r	4-10	1-4	0-0	1	5	6	5	9	1	3	2	0	36
15	SIMMONS, Kylee	g	2-7	2-6	11-12	0	1	1	2	17	1	4	0	0	36
20	CARTER, Brittany	g	2-7	1-3	0-0	0	5	5	5	8	2	1	5	30	36
22	CRAWFORD, Ivory	g	7-10	0-0	8-12	1	2	3	4	22	1	5	0	3	35
05	ODEN, Nia	g	0-0	0-0	0-0	0	0	0	1	0	0	0	0	0	1
10	COLEMAN, Amarah	g	0-0	0-0	1-2	1	3	4	3	1	6	6	0	0	17
12	McCONNELL, Ashley	g	0-0	0-0	0-1	0	0	0	0	0	0	0	0	0	5
25	CATTENHEAD, Kennedy	g	0-0	0-0	0-1	0	0	0	3	0	0	2	0	0	3
Team						2	5	7							

FG % 1st Half: 12-23 52.2% 2nd half: 13-24 54.2% Game: 25-47 53.2%
3FG % 1st Half: 2-7 28.6% 2nd half: 3-7 42.9% Game: 5-14 35.7%
FT % 1st Half: 8-14 57.1% 2nd half: 14-16 87.5% Game: 22-30 73.3%

Kentucky 71 • 4-1

#	Player	Total	3-Ptr	Rebounds			PF	TP	A	TO	Bk	Stl	Min		
		FG-FTA	FG-FTA	FT-FTA	Off	Def	Tot								
05	Goodin-Rogers, Kyvin	r	2-5	0-0	4-6	3	3	6	2	8	0	1	1	0	22
50	Bishop, Azia	g	6-7	0-0	1-6	4	3	7	2	13	0	2	1	1	27
00	O'Neill, Jennifer	g	5-11	0-3	7-8	0	2	2	5	17	2	2	0	0	27
03	Thompson, Janee	g	2-9	0-2	1-2	1	1	2	4	5	2	6	1	1	34
13	Goss, Bria	g	2-5	0-0	0-0	0	0	0	1	5	4	3	2	0	18
15	Harper, Linnae	g	0-5	0-1	2-2	0	2	2	4	2	1	3	0	3	27
24	Coe, Jaycee	g	0-0	0-0	0-0	0	0	0	0	0	0	0	0	1	1
25	Epps, Makayla	g	7-11	0-0	6-9	1	4	5	2	20	2	0	0	2	32
35	Jennings, Alexis	g	0-2	0-0	0-0	1	1	2	0	0	0	1	0	0	6
45	Rice, Alyssa	g	1-3	0-0	0-0	1	1	2	2	2	0	3	1	0	6
	Team				2	3	5								1
Totals			25-58	0-6	21-33	14	20	34	26	71	10	21	4	8	200

FG % 1st Half: 13-31 41.9% 2nd half: 12-27 44.4% Game: 25-58 43.1%
3FG % 1st Half: 0-2 0.0% 2nd half: 0-4 0.0% Game: 0-6 0.0%
FT % 1st Half: 7-13 53.8% 2nd half: 14-20 70.0% Game: 21-33 63.6%

Officials: Denise Brooks, Bryan Brunette, Linda Miles
Technical fouls: Illinois-None. Kentucky-None.
Attendance: 2014 ezybonds Global Payments, U.S. Virgin Islands Paradise Jam
Presented by Basketball Travelers
Women's Basketball Tournament Presented by Basketball Travelers

Score by periods	1st	2nd	Total
Illinois	34	43	77
Kentucky	33	38	71

Points	In	Off	2nd	Fast	Bench
Ill	38	15	13	0	1
UK	38	15	8	12	24

Notables: UK fell in the opening game of the Paradise Jam, its first loss to an un-ranked opponent since falling at Florida on Feb. 9, 2014 ... UK's 367-game streak of hitting at least one 3-pointer was snapped ... Epps' 20 points were a career-high ... O'Neill scored 14 of her 17 points in the second half ... It marked UK's fourth straight loss to Illinois in the all-time series.

7

#9/10 KENTUCKY 61, SOUTH FLORIDA 57

NOV. 29 2014 • ST. THOMAS, V.I. (UMI SPORTS & FITNESS CENTER)



Official Basketball Box Score -- Game Totals -- Final Statistics
Kentucky vs USF
11/29/14 9:15 p.m. AST at St. Thomas, U.S. Virgin Islands



Kentucky 61 • 6-1

#	Player	r	Total		3-Ptr		Rebounds			PF	TP	A TO Bk Stl				Min
			FG-FA	FG-FA	FT-FTA	Off	Def	Tot	A			TO	Bk	Stl		
05	Goodin-Rogers, Kyvin	r	0-1	0-0	0-0	0	8	8	4	0	1	4	0	0	21	
50	Bishop, Azia	r	0-2	0-0	1-2	2	8	10	4	1	0	2	1	1	15	
00	O'Neill, Jennifer	g	7-17	0-0	3-3	0	1	1	2	17	1	2	0	0	28	
03	Thompson, Janee	g	4-7	0-0	7-10	0	2	2	3	15	1	0	0	0	32	
13	Goss, Bria	g	3-7	1-2	3-4	3	2	5	2	10	0	1	1	0	30	
15	Harper, Linnae	g	1-6	0-0	1-2	2	1	3	1	3	1	2	0	0	17	
25	Epps, Makayla	g	3-8	0-0	6-13	1	1	2	3	12	2	1	0	0	29	
35	Jennings, Alexis	g	0-0	0-0	0-0	2	1	3	1	0	0	1	1	0	9	
45	Rice, Alyssa	g	1-5	0-0	1-2	2	3	5	3	3	1	2	1	0	19	
Team							1	4				5			1	
Totals			19-53	1-2	22-36	13	31	44	23	61	7	14	5	1		190
																200

FG % 1st Half: 9-27 33.3% 2nd half: 10-26 38.5% Game: 19-53 35.8%
3FG % 1st Half: 1-2 50.0% 2nd half: 0-0 0.0% Game: 1-2 50.0%
FT % 1st Half: 7-12 58.3% 2nd half: 15-24 62.5% Game: 22-36 61.1%

USF 57 • 5-2

#	Player	Total		3-Ptr		Rebounds		PF	TP	A TO Bk Stl				Min		
		FG-FGA	FG-FGA	FT-FTA	FT-FTA	Off	Def			Tot	A	TO	Bk		Stl	
20	FERREIRA, Laura	r	1-5	1-4	4-7	3	2	5	3	7	0	0	0	1	23	
24	JENKINS, Alisia	r	2-9	0-0	2-2	1	4	5	4	6	0	2	1	0	35	
45	WEBER, Katelyn	c	0-0	0-0	0-2	0	1	1	4	0	0	0	0	1	11	
10	WILLIAMS, Courtney	g	10-27	0-0	3-4	0	5	5	1	23	2	1	2	34	28	
23	STRINGFIELD, Shaleth	g	3-4	0-0	1-2	0	3	3	4	7	1	1	0	0	15	
03	TAYLOR, Tamara	g	3-7	2-5	0-0	1	1	2	4	8	1	0	0	0	20	
13	MARCOS CANEDO, Laur	g	0-4	0-1	0-0	1	2	3	2	0	1	1	1	2	26	
14	CASHIN, Paige	g	0-0	0-0	0-0	0	0	0	0	0	0	0	0	0	2	
15	NAYLOR, Shavontae	g	2-4	0-0	2-4	3	3	6	4	6	0	0	0	0	18	
22	FLORES, Laila	g	0-0	0-0	0-1	0	0	0	0	1	0	0	0	0	4	
32	JESPERSEN, Maria	g	0-1	0-0	0-0	0	0	0	0	0	0	0	0	0	12	
Team						3		2			5				1	
Totals		21-61		3-13		12-22		12		26		38		26		
														200		

FG % 1st Half: 13-34 38.2% 2nd half: 8-27 29.6% Game: 21-61 34.4%
3FG % 1st Half: 2-9 22.2% 2nd half: 1-4 25.0% Game: 3-13 23.1%
FT % 1st Half: 1-4 25.0% 2nd half: 11-18 61.1% Game: 12-22 54.5%

Officials: Dee Kantner, Mark Merritt, Fatou Cissoko-Stevens
Technical fouls: Kentucky-None. USF-None.
Attendance: 2347
2014 ezybonds Global Payments Systems, U.S. Virgin Islands Paradise Jam
Presented by Basketball Travelers
Kentucky wins the REEF DIVISION
REEF DIVISION

Score by periods	1st	2nd	Total
Kentucky	26	35	61
USF	29	28	57

Points	In	Off	2nd	Fast	Bench
UK	18	2	7	12	18
USF	14	6	7	10	14

Last FG - UK 2nd-00:33, USF 2nd-00:01.
Largest lead - UK by 5 2nd-00:08, USF by 9 1st-10:13.
UK led for 04:34, USF led for 32:45, Game was tied for 02:37.

Notables: UK won the Reef Division of the Paradise Jam ... Epps was named MVP, while O'Neill was named to the All-Tournament team ... UK trailed for the first 32:45 of the game before taking its first lead at 5:36 to go ... Epps had 11 points in the second half.

6

#9/10 KENTUCKY 92, OKLAHOMA 88 OT

NOV. 28, 2014 • ST. THOMAS, V.I. (UMI SPORTS & FITNESS CENTER)



Official Basketball Box Score -- Game Totals -- Final Statistics
Kentucky vs Oklahoma
11/28/14 7:00 p.m. AST at St. Thomas, U.S. Virgin Islands



Kentucky 92 • 5-1

#	Player		Total		3-Ptr		Rebounds			PF	TP	A TO Bk Stl				Min
			FG	FTA	FG	FTA	Off	Def	Tot			A	TO	Bk	Stl	
05	Goodin-Rogers, Kyvin	r	0-1	0-1	1-2	1	1	2	1	0	0	1	0	1	3	
50	Bishop, Azia	r	2-5	0-0	0-1	1	3	4	2	4	0	2	1	1	24	
00	O'Neill, Jennifer	g	2-10	2-5	6-8	1	1	2	5	12	0	1	0	1	20	
03	Thompson, Janee	g	3-1	1-5	4-5	0	0	0	3	11	0	3	0	0	38	
13	Goss, Bria	g	1-6	0-3	5-10	2	2	4	7	1	3	0	2	3	33	
25	Wardell, Lmnae	r	10-21	1-3	2-6	12	12	24	23	1	0	0	0	0	30	
25	Epps, Makayla	r	9-14	0-1	11-15	3	7	10	3	29	4	2	1	3	41	
35	Jennings, Alexis	g	0-2	0-1	3-4	0	1	1	4	3	0	4	1	0	12	
45	Rice, Alyssa	g	0-4	0-0	2-2	1	7	8	5	2	0	2	1	0	21	
	Total		27-77	4-19	34-53	17	29	46	30	92	7	22	5	11	225	

2014-15 GAME REVIEWS

9

#13/13 KENTUCKY 77, #7/7 LOUISVILLE 68

DEC.7, 2014 • LOUISVILLE, KY. (KFC YUM! CENTER)



Official Basketball Box Score - Game Totals - Final Statistics
KENTUCKY vs LOUISVILLE
12/7/14 2:02PM at KFC Yum! Center, Louisville, KY



KENTUCKY 77 • 8-1

#	Player	Total			3-Ptr		Rebounds			PF	TP	A	To	Bk	Stl	Min
		FG	FGA	FG-FGA	FT	FTA	Off	Def	Tot							
05	Goodin-Rogers, Kyvin	1-4	0-2	4-4	0	5	5	6	1	2	0	2	20			
00	Bishop, Azia	1-1	0-0	0-0	0	1	1	5	2	0	2	0	10			
00	O'Neill, Jennifer	6-16	0-1	5-10	1	4	5	4	17	1	3	1	37			
03	Thompson, Janee	5-10	1-1	8-10	2	3	5	2	19	0	6	0	43			
13	Goss, Bria	5-6	1-2	0-0	1	0	1	3	11	2	2	1	35			
15	Harper, Linnae	5-9	1-1	1-3	0	8	8	3	12	2	2	0	17			
25	Epps, Makayla	4-11	0-0	2-3	1	3	4	0	10	2	2	0	30			
35	Jennings, Alexis	0-0	0-0	0-0	0	0	0	1	0	1	0	0	3			
45	Rice, Alyssa	0-3	0-0	0-0	2	1	3	4	0	0	1	0	15			
Team		2	0	2												
Totals		27-60	3-7	20-30	9	25	34	27	77	8	21	2	12	200		
FG % 1st Half: 12-33 36.4%		2nd half: 15-27 55.6%		Game: 27-60 45.0%										Deadball		
3FG % 1st Half: 1-4 25.0%		2nd half: 2-3 66.7%		Game: 3-7 42.9%										Rebounds		
13-15 86.7%		11-13 84.6%		11-13 84.6%												

FG % 1st Half: 12-33 36.4% 2nd half: 15-27 55.6% Game: 27-60 45.0%
3FG % 1st Half: 1-4 25.0% 2nd half: 2-3 66.7% Game: 3-7 42.9%
FT % 1st Half: 4-11 36.4% 2nd half: 16-19 84.2% Game: 20-30 66.7%

LOUISVILLE 68 • 8-1

		Total	3-Ptr	Rebounds			PF	TP	A	To	Bk	Stl	Min	
##	Player	FG-FTA	FT-FTA	Off	Def	Tot								
00	HAMMOND, Sara	r 3-6	0-2	5-6	1	4	5	4	11	0	3	0	1	27
02	HINES-ALLEN, Myisha	r 7-15	0-0	3-6	1	8	9	4	17	0	5	1	1	27
04	MOORE, Marlysa	r 4-9	0-2	6-9	2	4	6	3	14	2	3	0	2	36
21	SMITH, Bria	g 3-6	0-1	9-10	0	4	4	4	15	2	6	1	2	29
22	SCHIMMEL, Jude	g 0-6	0-0	0-0	0	2	2	5	0	4	4	1	3	26
11	CARTER, Arica	g 2-6	0-0	0-0	1	1	2	2	4	0	2	0	0	14
12	DYER, Shawnta'	g 1-3	0-0	1-2	4	1	5	1	3	1	0	0	0	15
15	DEINES, Megan	g 0-1	0-0	0-0	0	1	1	0	0	0	2	1	0	16
32	HENDERSON, Emmonni	g 2-6	0-0	0-0	4	5	9	3	4	0	2	0	0	10
Team		3	0	3										
Totals		22-58	0-5	24-33	16	30	46	26	68	9	28	4	9	200

FG % 1st Half: 15-29 51.7% 2nd half: 7-29 24.1% Game: 22-58 37.9%
3FG % 1st Half: 0-2 0.0% 2nd half: 0-3 0.0% Game: 0-5 0.0%
FT % 1st Half: 12-16 75.0% 2nd half: 12-17 70.6% Game: 24-33 72.7%

Officials: Dee Kantner, Denise Brooks, Daryl Humphrey
Technical fouls: KENTUCKY-None. LOUISVILLE-None.
Attendance: 14862

Score by periods	1st	2nd	Total
KENTUCKY	29	48	77
LOUISVILLE	42	26	68

Last FG - UK 2nd-01:01, LOU 2nd-00:19.
Largest lead - UK by 9 2nd-00:29, LOU by 16 1st-06:44.
UK led for 02:40, LOU led for 35:29, Game was tied for 01:21.

Score tied - 2 times.
Lead changed - 3 times.

Notables: UK won its fourth straight game over Louisville, including second in the KFC Yum! Center ... UK came back from a 16-point first half deficit to win, tying the largest comeback in the Mitchell era and seventh-largest in school history ... Thompson netted a season-high 19 points and hit a crucial 3-pointer with 3:30 to play, giving UK a lead it would not relinquish ... All five guards netted double figures.

10

#8/8 KENTUCKY 78, MIDDLE TENNESSEE 62

DEC. 12, 2014 • LEXINGTON, KY. (MEMORIAL COLISEUM)



Official Basketball Box Score - Game Totals - Final Statistics
Middle Tennessee Sta vs #8/8 Kentucky
12/12/14 9:06 pm at Memorial Coliseum, Lexington, KY



Middle Tennessee Sta 62 • 4-3

#	Player	Total		3-Ptr		Rebounds			PF	TP	A	To	Bk	Stl	Min
		FG-FGA	FT-FTA	FG-FGA	FT-FTA	Off	Def	Tot							
11	PARKER, Cheyenne	f 7-15	0-1	1-1	8	4	12	0	15	0	2	6	4	26	
34	JONES, Olivia	f 5-21	1-6	1-3	3	5	8	3	12	3	5	1	4	40	
20	PETTY, Ty	f 7-15	0-1	0-0	1	0	1	3	14	3	3	0	2	28	
24	DOW, China	g 2-3	0-1	1-2	0	1	1	4	5	3	5	0	4	25	
32	WARDEN, Caroline	g 2-5	1-3	1-2	0	0	0	3	6	1	3	0	3	9	
02	SISSON, Abbey	1-2	1-2	0-0	0	1	1	0	3	0	0	0	0	9	
05	CASON, Shanice	1-1	0-0	0-0	0	1	1	2	2	1	2	0	0	12	
10	SELLS, Mackenzie	0-0	0-0	0-0	0	0	0	0	0	0	1	0	0	2	
12	EDWARDS, Brea	1-4	1-3	1-2	1	2	3	0	4	0	0	0	0	7	
22	REUTER, Rebecca	0-1	0-0	0-0	0	1	1	1	0	0	3	1	0	8	
23	LYON, Gabby	0-0	0-0	1-2	1	1	2	1	1	0	0	0	0	7	
31	PORTER, Tianna	0-0	0-0	0-0	0	0	0	1	0	0	1	0	0	5	
Team					1	0	1								
Totals		26-67	4-17	6-12	15	16	31	18	62	11	25	8	17	200	

FG % 1st Half: 11-34 32.4% 2nd half: 15-33 45.5% Game: 26-67 38.8%
3FG % 1st Half: 2-9 22.2% 2nd half: 2-8 25.0% Game: 4-17 23.5%
FT % 1st Half: 2-4 50.0% 2nd half: 4-8 50.0% Game: 6-12 50.0%

#8/8 Kentucky 78 • 9-1

##	Player	Total		3-Ptr		Rebounds			PF	TP	A	To	Bk	Stl	Min
		FG-FGA	FT-FTA	FT-FTA	Off	Def	Tot								
05	Goodin-Rogers, Kyvin	1-2	1-1	1-2	2	2	4	1	4	0	1	0	1	11	
45	Rice, Alyssa	1-3	0-0	1-2	2	3	5	1	3	0	2	2	1	19	
00	O'Neill, Jennifer	8-14	2-4	4-4	1	3	4	1	22	1	6	0	2	33	
03	Thompson, Janee	4-5	0-0	0-0	0	1	1	0	9	0	9	3	1	24	
13	Goss, Bria	3-7	1-2	2-2	1	2	2	9	1	3	0	1	0	27	
15	Harper, Linnae	2-11	0-0	0-0	3	5	8	1	4	0	4	1	2	19	
25	Epps, Makayla	6-6	0-0	0-2	2	3	5	0	12	6	3	0	0	32	
35	Jennings, Alexis	3-6	1-1	4-4	3	4	7	1	11	0	2	2	0	18	
50	Bishop, Azia	2-3	0-0	0-1	1	3	4	2	4	0	2	1	0	17	
	Team	3	5	8											
	Totals	30-62	5-8	13-18	18	29	47	14	78	11	28	6	8	200	

FG % 1st Half: 16-31 51.6% 2nd half: 14-31 45.2% Game: 30-62 48.4%
3FG % 1st Half: 3-4 75.0% 2nd half: 2-4 50.0% Game: 5-8 62.5%
FT % 1st Half: 6-8 75.0% 2nd half: 7-10 70.0% Game: 13-18 72.2%

Officials: Bob Trammell, Dee Kantner, Michael McConnell
Technical fouls: Middle Tennessee Sta-None. #8/8 Kentucky-None.
Attendance: 4761

Score by periods	1st	2nd	Total
Middle Tennessee Sta	26	36	62
#8/8 Kentucky	41	37	78

Last FG - MT 2nd-00:17, UK 2nd-02:27.
Largest lead - MT by 5 1st-18:23, UK by 22 2nd-11:57.
MT led for 03:47, UK led for 32:37, Game was tied for 03:36.

Score tied - 5 times.
Lead changed - 8 times.

Notables: UK won its eighth straight home game ... UK went on an 18-2 run to give UK an 11-point lead at 27-16 after trailing 14-9 ... Alyssa Rice earned her first career start ... Alexis Jennings came off the bench for a career-high 11 points all in the first half ... O'Neill charted her third 20-point scoring game of the season ... The Cats committed a season-high 28 turnovers.

12

#13/13 DUKE 89, #8/8 KENTUCKY 68

DEC. 21, 2014 • DURHAM, N.C. (CAMERON INDOOR STADIUM)



Official Basketball Box Score - Game Totals - Final Statistics
#8/8 Kentucky vs #13/13 Duke
12-21-14 3:00 PM at Durham, N.C. (Cameron Indoor Stadium)



#8/8 Kentucky 68 • 10-2

#	Player	Total		3-Ptr		Rebounds					PF	TP	A	To	Bk	Stl	Min
		FG-FGA	FT-FTA	FG-FGA	FT-FTA	Off	Def	Tot									
05	Goodin-Rogers, Kyvin	1	0-8	0-4	0-4	2	4	6	3	3	0	0	0	0	0	0	13
45	Rice, Alyssa	1	0-4	0-0	0-2	3	0	3	2	0	0	0	2	0	0	0	16
00	O'Neill, Jennifer	4	5-21	2-12	5-8	0	1	1	1	17	3	2	0	4	0	0	36
03	Thompson, Janee	4	2-4	0-0	2-4	1	3	4	5	6	0	3	0	0	0	0	17
15	Harper, Linnae	4	1-8	0-0	0-0	3	2	5	4	2	2	1	0	2	0	0	25
24	Coe, Jaycee	4	0-4	0-4	0-0	0	0	0	1	0	1	1	1	1	0	0	11
25	Epps, Makayla	4	3-9	0-1	2-3	4	1	5	2	8	2	2	0	3	0	0	31
35	Jennings, Alexis	4	7-13	0-3	3-4	1	2	3	4	17	0	1	1	1	1	0	24
50	Bishop, Azia	4	7-9	0-0	1-2	4	1	5	3	15	1	2	1	2	1	0	27
	Team		6	2	8												
Totals			25-80	2-24	16-27	26	14	40	25	68	9	14	3	12	20	0	
FG % 1st Half: 9-13 69.2% 2nd half: 16-41 39.0% Game: 25-80 31.3%																	
3FG % 1st Half: 1-3 33.3% 2nd half: 1-11 9.0% Game: 2-24 8.3%																	
FT % 1st Half: 1-1 50.0% 2nd half: 2-6 33.3% Game: 5-24 20.8%																	
Rebounds: 26-14-40 26-14-40 26-14-40																	

FG % 1st Half: 9-39 23.1% 2nd half: 16-41 39.0% Game: 25-80 31.3%
3FG % 1st Half: 1-13 7.7% 2nd half: 1-11 9.1% Game: 2-24 8.3%
FT % 1st Half: 7-13 53.8% 2nd half: 9-14 64.3% Game: 16-27 59.3%

#13/13 Duke 89 • 8-3

#	Player	Total		3-Ptr		Rebounds		PF	TP	A	TO	Bk	Stl	Min	
		FG-FGA	FG-FGA	FT-FTA	Off	Def	Tot								
11	Azura Stevens	f	6-10	1-2	4-6	3	6	9	4	17	0	1	2	18	
23	Rebecca Greenwell	f	5-8	1-2	1-2	4	5	2	19	4	3	1	2	36	
01	Elizabeth Williams	f	5-9	0-0	3-5	2	8	10	3	13	3	6	3	31	
04	Sierra Calhoun	g	3-9	1-5	6-6	2	5	7	2	13	2	3	0	2	36
14	Kaila Johnson	g	1-4	1-2	4-5	1	2	3	2	7	6	3	1	2	33
12	Mercedes Riggs		1-1	0-0	2-2	0	1	1	0	4	0	0	0	1	4
21	Kendall Cooper		0-0	0-0	1-2	0	1	1	0	1	0	1	0	1	1
22	Oderah Chidom		4-6	0-0	2-2	0	2	2	4	10	1	4	0	1	15
30	Amber Henson		4-5	1-1	2-4	1	3	4	2	11	3	2	2	1	25
32	Erin Mathias		0-0	0-0	0-0	0	0	0	1	0	0	0	0	0	1
35	Jenna Frush		0-0	0-0	0-0	0	0	0	0	0	0	0	0	0	1
Team			3	3	6										
Totals			29-52	6-14	25-34	13	35	48	21	89	19	25	10	10	201

FG % 1st Half: 17-28 60.7% 2nd half: 12-24 50.0% Game: 29-52 55.8%
3FG % 1st Half: 5-8 62.5% 2nd half: 1-6 16.7% Game: 6-14 42.9%
FT % 1st Half: 10-13 76.9% 2nd half: 15-21 71.4% Game: 25-34 73.5%

Officials: Bryan Brunnette, Paulani Spurlock, Edward Sldasky
Technical fouls: #8/8 Kentucky-None. #13/13 Duke-TEAM.
Attendance: 6043

Score by periods	1st	2nd	Total
#8/8 Kentucky	26	42	6

2014-15 GAME REVIEWS

13

#12/13 KENTUCKY 87, TENNESSEE STATE 75

DEC.28, 2014 • LEXINGTON, KY. (MEMORIAL COLISEUM)



Official Basketball Box Score -- Game Totals -- Final Statistics
Tennessee State vs #12/13 Kentucky
12/28/14 2:02 pm at Memorial Coliseum, Lexington, KY



Tennessee State 75 • 3-8

#	Player	Total		3-Ptr		Rebounds		PF	TP	A	T	Blk	Stl	Min
		FG	FGA	FG	FGA	FT	FTA							
05	MORROW, Briana	2-3	0-0	0-0	0	3	3	4	4	0	2	0	1	16
11	WOOTEN, Tia	1-4	0-0	0-0	0	0	0	2	2	0	5	0	1	11
30	HUDSON, Chelsea	6-14	0-1	4-6	5	4	9	2	16	2	0	0	0	26
12	ALLEN, Rachel	3-9	0-0	0-0	0	5	5	2	6	8	6	0	0	32
20	LAWRENCE, Brianna	6-10	4-6	3-3	2	1	3	4	19	1	2	1	2	33
02	BEATTY, Diamond	0-0	0-0	0-0	0	1	1	1	0	0	0	0	0	1
03	DAVIS, Imani	3-9	1-3	6-6	4	7	11	5	13	2	5	0	2	26
04	LEONARD, Jeremiah	1-1	0-0	0-0	0	0	0	2	2	1	6	0	0	17
15	COX, Michelle	0-0	0-0	0-0	0	0	0	0	0	0	0	0	0	6
23	PALMA, Samantha	1-3	0-0	0-0	0	3	3	1	2	0	1	1	0	11
25	JOHNSON, Jayda	4-7	1-2	0-1	0	2	2	3	9	1	1	0	1	21
42	HILL, LaTeasha	1-2	0-0	0-0	0	1	1	0	2	0	1	0	0	6
Team														Deadball Rebounds
Totals		28-62	6-12	13-16	1	30	42	26	75	15	29	3	6	

FG % 1st Half: 13-32 40.6% 2nd half: 15-30 50.0% Game: 28-62 45.2%
3FG % 1st Half: 3-7 42.9% 2nd half: 3-5 60.0% Game: 6-12 50.0%
FT % 1st Half: 6-6 100.0 2nd half: 7-10 70.0% Game: 13-16 81.3%

#12/13 Kentucky 87 • 11-2

#	Player	Total		3-Ptr		Rebounds		PF	TP	A	T	Blk	Stl	Min
		FG	FGA	FG	FGA	FT	FTA							
05	Goodin-Rogers, Kyvin	4-14	0-5	0-0	3	3	6	1	8	0	2	0	2	25
50	Bishop, Azia	3-5	0-0	0-1	1	3	4	5	6	3	3	6	2	19
03	Thompson, Janee	2-7	0-2	4-4	1	6	7	0	8	5	5	0	7	35
15	Harper, Linnae	5-12	0-1	7-12	6	2	8	3	17	6	4	0	4	33
25	Epps, Makayla	5-14	0-4	6-8	2	1	3	2	16	2	1	1	1	34
24	Coe, Jaycee	0-3	0-3	0-0	0	3	3	0	2	0	0	0	1	14
35	Jennings, Alexis	8-15	3-4	8-12	5	3	8	1	27	0	0	1	1	29
45	Rice, Alyssa	1-1	0-0	3-6	1	2	3	2	5	0	1	1	0	11
	Team						2							
Totals		28-71	3-19	28-43	21	23	44	14	87	18	16	9	17	200

FG % 1st Half: 16-39 41.0% 2nd half: 12-32 37.5% Game: 28-71 39.4%
3FG % 1st Half: 2-10 20.0% 2nd half: 1-9 11.1% Game: 3-19 15.8%
FT % 1st Half: 13-19 68.4% 2nd half: 15-24 62.5% Game: 28-43 65.1%

Officials: Metta Roberts, Douglas Knight, Jules Gallien
Technical fouls: Tennessee State-None. #12/13 Kentucky-None.

Attendance: 5810

Score by periods	1st	2nd	Total
Tennessee State	35	40	75
#12/13 Kentucky	47	40	87

Last FG - TSU 2nd-00:01, UK 2nd-00:36.
Largest lead - TSU by 8 1st-15:33, UK by 16 1st-01:25.
TSU led for 07:32, UK led for 30:22. Game was tied for 02:06.

Score tied - 3 times.
Lead changed - 1 time.

14

#11/11 KENTUCKY 78, ALABAMA 66

JAN. 2, 2015 • TUSCALOOSA, ALA. (FOSTER AUDITORIUM)



Official Basketball Box Score -- Game Totals -- Final Statistics
Kentucky vs Alabama
01/02/15 2 p.m. at Tuscaloosa, Ala. (Foster Auditorium)



Kentucky 78 • 12-2, 1-0 SEC

#	Player	Total		3-Ptr		Rebounds		PF	TP	A	T	Blk	Stl	Min	
		FG	FGA	FG	FGA	FT	FTA								Off
05	Goodin-Rogers, Kyvin	c	2-6	2-2	0-0	0	1	1	2	6	0	0	1	11	
50	Bishop, Azia	f	2-3	0-0	1-2	3	4	5	3	4	0	2	27		
03	Thompson, Janee	f	5-15	2-4	0-0	0	1	1	2	12	10	2	0	36	
15	Harper, Linnae	g	3-9	0-1	1-3	1	4	5	3	7	0	4	1	24	
25	Epps, Makayla	g	5-11	0-1	4-7	4	3	7	3	14	3	0	0	32	
00	O'Neill, Jennifer		4-8	2-6	2-4	0	3	3	2	12	1	1	0	38	
35	Jennings, Alexis		9-14	0-0	3-6	4	1	5	3	21	0	1	1	26	
45	Rice, Alyssa		0-0	0-0	1-2	0	1	1	4	1	1	0	0	6	
Team							6		6						
Totals			30-66	6-14	12-24	16	17	33	23	78	18	13	3	12	200

FG % 1st Half: 12-29 41.4% 2nd half: 18-37 48.6% Game: 30-66 45.5%
3FG % 1st Half: 0-3 0.0% 2nd half: 6-11 54.5% Game: 6-14 42.9%
FT % 1st Half: 4-8 50.0% 2nd half: 8-16 50.0% Game: 12-24 50.0%

Alabama 66 • 11-5, 0-1 SEC

#	Player	Total	3-Ptr	Rebounds		PF	TP	A	T	Blk	Stl	Min
		FG	FGA	FT	FTA	Off	Def					
13	Hegstetter, Nikki	2-7	0-0	2-2	6 8 14	3	6	3	5	1	1	31
20	Williams, Ashley	6-10	0-0	1-3	4 3 7	1	13	0	5	0	0	30
25	Hutchen, Briana	1-5	1-4	0-0	1 2 3	1	3	1	0	0	0	24
11	Cook, Hannah	6-14	3-7	3-4	0 1 1	5	18	1	1	0	0	24
22	Middlebrook, Karyla	2-7	0-3	7-10	4 2 6	2	11	5	7	0	0	32
01	Bolton, Quanetria	1-2	0-0	1-2	0 3 3	2	3	0	1	0	1	11
05	Hayden, Breanna	3-5	0-1	0-3	1 5 6	3	6	1	5	1	1	18
15	Knight, Meeshonti	2-5	0-2	2-2	1 3 4	1	6	2	2	0	0	30
33	Rivers, Sharin	0-0	0-0	0-0	0 0 0	0	0	0	0	0	0	5
34	Hamilton, Oceana	0-2	0-0	0-0	0 0 0	0	0	0	0	0	0	5
	Team			2	4							
Totals		23-57	4-17	16-26	21 29 50	18	66	17	27	3	5	200

FG % 1st Half: 15-36 41.7% 2nd half: 8-21 38.1% Game: 23-57 40.4%
3FG % 1st Half: 1-8 12.5% 2nd half: 3-9 33.3% Game: 4-17 23.5%
FT % 1st Half: 5-10 50.0% 2nd half: 11-16 68.8% Game: 16-26 61.5%

Officials: Tina Napier, Billy Smith, Carla Fountain
Technical fouls: Kentucky-None. Alabama-None.

Attendance: 2654

Score by periods	1st	2nd	Total
Kentucky	28	50	78
Alabama	36	30	66

Points	In	Off	2nd	Fast	Bench
UK	36	39	16	14	34
UA	28	13	22	8	15

Last FG - UK 2nd-04:08, UA 2nd-00:19.
Largest lead - UK by 19 2nd-04:08, UA by 10 2nd-16:54.
UK led for 11:26, UA led for 25:31. Game was tied for 02:49.

Score tied - 6 times.
Lead changed - 3 times.

15

#11/11 KENTUCKY 64, OLE MISS 58

JAN. 4, 2015 • LEXINGTON, KY. (MEMORIAL COLISEUM)



Official Basketball Box Score -- Game Totals -- Final Statistics
Ole Miss vs #11/11 Kentucky
01/04/15 2:02 pm at Lexington, KY (Memorial Coliseum)



Ole Miss 58 • 11-4, 1-1

#	Player	Total		3-Ptr		Rebounds		PF	TP	A	TO	Blk	Stl	Min
		FG	FGA	FG	FGA	FT	FTA							
22	McCray, Danielle	4	15	1	1	0	0	5	9	1	3	0	0	15
50	Falenty, Jazmine	8	18	0	1	5	7	13	4	21	3	3	3	39
03	Hayes, A'Queen	3	5	0	0	4	4	1	3	4	10	4	0	40
05	Sisk, Erika	1	8	0	3	0	0	1	2	3	4	1	3	28
23	Sessom, Shandricka	2	6	0	2	1	2	3	5	5	5	1	0	17
11	Joseph, Shequilla	2	9	0	4	4	4	2	3	3	8	1	0	22
12	Frizzell, Gracie	1	7	1	6	0	0	3	3	3	1	2	0	30
15	Briggs, Kelsey	0	1	0	0	0	0	0	2	0	0	0	0	4
20	Singletary, Amber	0	0	0	0	0	0	0	0	0	1	0	0	5
	Team													
	Totals	21	59	2	17	14	18	25	39	27	58	9	20	6

FG % 1st Half: 11-27 40.7% 2nd half: 10-32 31.3% Game: 21-59 35.6%
3FG % 1st Half: 0-7 0.0% 2nd half: 2-10 20.0% Game: 2-17 11.8%
FT % 1st Half: 5-7 71.4% 2nd half: 9-11 81.8% Game: 14-18 77.8%

#11/11 Kentucky 64 • 13-2, 1-0

#	Player	Total		3-Ptr		Rebounds	
---	--------	-------	--	-------	--	----------	--

2014-15 GAME REVIEWS

17

#1/1 SOUTH CAROLINA 68, #10/11 KENTUCKY 60

JAN. 11, 2015 • COLUMBIA, S.C. (COLONIAL LIFE ARENA)



Official Basketball Box Score - Game Totals - Final Statistics
#10/11 Kentucky vs #1/1 South Carolina
01/11/15 1 p.m. at Columbia, S.C./Colonial Life Arena



#10/11 Kentucky 60 • 14-3 (3-1 SEC)

#	Player	Total		3-Ptr		Rebounds		PF	TP	A	TO	Blk	Stl	Min
		FG-FGA	FG-FGA	FT-FTA	FT-FTA	Off	Def							
35	Jennings, Alexis	4-15	0-3	2-2	0	4	4	4	10	1	1	2	0	29
50	Bishop, Azia	3-4	0-0	1-2	2	3	5	4	7	0	1	3	1	18
03	Thompson, Janee	3-9	0-0	3-4	0	5	5	1	9	3	2	2	1	31
15	Harper, Linnae	3-10	1-2	2-2	2	2	4	4	9	0	2	0	2	21
25	Epps, Makayla	2-8	1-4	0-0	0	2	2	0	5	5	2	0	2	35
00	O'Neill, Jennifer	5-14	1-4	2-2	1	2	3	2	13	2	1	1	2	35
05	Goodin-Rogers, Kyvin	1-5	1-2	0-0	1	0	1	3	3	0	1	0	2	17
45	Rice, Alyssa	1-2	0-0	2-2	1	3	4	4	4	0	1	0	0	14
Team		6		3		9								
Totals		22-67		4-15		12-14		13		24		37		22

FG % 1st Half: 14-33 42.4% 2nd half: 8-34 23.5% Game: 22-67 32.8% Deadball Rebounds 1.1
3FG % 1st Half: 2-6 33.3% 2nd half: 2-9 22.2% Game: 4-15 26.7%
FT % 1st Half: 8-10 80.0% 2nd half: 4-4 100.0% Game: 12-14 85.7%

#1/1 South Carolina 68 • 16-0 (4-0 SEC)

#	Player	Total		3-Ptr		Rebounds		PF	TP	A	TO	Blk	Stl	Min
		FG-FGA	FG-FGA	FT-FTA	FT-FTA	Off	Def							
24	WELCH, Aleighsa	4-9	0-0	1-2	4	7	11	1	9	2	4	3	1	36
33	IBIAM, Elem	3-4	0-0	2-2	1	3	4	2	8	0	0	0	0	16
05	SESSIONS, Khadijah	4-9	3-6	1-4	0	5	5	1	12	2	4	0	1	29
25	MITCHELL, Tiffany	4-13	0-5	11-12	3	2	5	2	19	4	1	0	0	33
31	DOZIER, Asia	2-7	1-4	0-0	0	4	4	2	5	2	2	1	0	16
01	CUEVAS, Bianca	1-3	0-0	0-0	0	0	0	1	2	0	1	0	0	5
15	DAVIS, Tiffany	0-0	0-0	0-0	0	0	0	0	0	0	0	0	0	1
22	WILSON, A'ja	3-13	0-0	2-4	4	5	9	1	8	1	0	3	0	28
23	ROY, Tina	1-4	0-1	0-0	0	1	1	2	1	2	0	0	0	10
40	WHITE, Jatarie	0-1	0-0	0-0	3	0	3	0	0	0	1	1	0	5
41	COATES, Alaina	1-5	0-0	1-2	3	3	6	2	3	0	1	2	1	21
Team		4		3		7								
Totals		23-68		4-16		18-26		22		33		55		13

FG % 1st Half: 14-36 38.9% 2nd half: 9-32 28.1% Game: 23-68 33.8% Deadball Rebounds 6
3FG % 1st Half: 2-9 22.2% 2nd half: 2-7 28.6% Game: 4-16 25.0%
FT % 1st Half: 5-6 83.3% 2nd half: 13-20 65.0% Game: 18-26 69.2%

Officials: Dee Kantner, Bryan Entertine, Brian Garland
Technical fouls: #10/11 Kentucky-TEAM 2. #1/1 South Carolina-None.
Attendance: 17156

Score by periods	1st	2nd	Total
#10/11 Kentucky	38	22	60
#1/1 South Carolina	35	33	68

Last FG - UK 2nd-00:27, SC 2nd-00:59.
Largest lead - UK by 7 1st-04:58, SC by 12 2nd-02:15.
UK led for 12:01, SC led for 23:43, Game was tied for 04:16.

Points	In	Off	2nd	Fast	Bench
UK	28	19	4	18	20
SC	36	9	18	10	15

Score tied - 3 times.
Lead changed - 8 times.

18

#10/11 KENTUCKY 62, FLORIDA 56

JAN. 15, 2015 • LEXINGTON, KY. (MEMORIAL COLISEUM)



Official Basketball Box Score - Game Totals - Final Statistics
Florida vs #10/11 Kentucky
01/15/15 7:02 pm at Lexington, KY (Memorial Coliseum)



Florida 56 • 9-9, 1-4

#	Player	Total		3-Ptr		Rebounds		PF	TP	A	TO	Blk	Stl	Min
		FG-FGA	FG-FGA	FT-FTA	FT-FTA	Off	Def							
23	Copeland, Brooke	3-7	1-4	0-2	2	3	5	4	7	4	2	2	1	38
44	Lorenzen, Haley	4-6	0-0	0-0	2	2	4	3	8	1	2	2	0	26
11	Anderson, Dyandria	2-6	0-0	0-0	0	2	2	0	4	0	2	0	1	18
13	Peoples, Cassie	4-15	3-8	1-1	1	3	4	0	12	5	7	0	3	37
22	Lewis, Kayla	5-9	0-0	0-0	3	5	8	4	10	1	5	0	0	28
01	Williams, Ronni	3-8	0-0	2-4	0	1	1	4	8	1	5	0	0	18
03	Miller, January	2-6	1-2	0-2	3	4	7	4	5	0	2	0	0	26
15	Dimalte, Viktorija	0-0	0-0	0-0	0	0	0	0	0	0	1	0	0	1
32	Batchelor, Carla	1-1	0-0	0-0	0	0	0	2	2	0	1	0	1	8
Team		2		6		8								
Totals		24-58		5-14		3-9		13		26		39		21

FG % 1st Half: 11-27 40.7% 2nd half: 13-31 41.9% Game: 24-58 41.4% Deadball Rebounds 4.2
3FG % 1st Half: 3-7 42.9% 2nd half: 2-7 28.6% Game: 5-14 35.7%
FT % 1st Half: 3-7 42.9% 2nd half: 0-2 0.0% Game: 3-9 33.3%

#10/11 Kentucky 62 • 15-3, 4-1

#	Player	Total		3-Ptr		Rebounds		PF	TP	A	TO	Blk	Stl	Min
		FG-FGA	FG-FGA	FT-FTA	FT-FTA	Off	Def							
35	Jennings, Alexis	2-4	0-1	0-0	0	3	3	3	4	1	1	0	0	19
50	Bishop, Azia	0-0	0-0	3-7	2	3	5	3	3	0	2	0	1	26
13	Goss, Bria	1-3	0-2	0-0	2	0	2	2	2	0	3	0	2	23
15	Harper, Linnae	7-15	0-4	0-2	2	7	9	0	14	0	3	1	6	32
25	Epps, Makayla	6-10	0-2	8-8	1	4	5	0	20	4	2	0	3	32
00	O'Neill, Jennifer	2-11	2-7	1-2	0	1	1	3	7	2	4	0	0	22
05	Goodin-Rogers, Kyvin	0-2	0-1	0-1	2	1	3	1	0	0	1	0	0	10
12	Sidney, Jelleah	0-3	0-1	0-0	1	1	2	1	0	0	0	0	1	5
24	Coe, Jaycee	3-8	1-4	0-0	1	0	1	0	7	0	1	0	0	14
45	Rice, Alyssa	2-2	0-0	1-2	0	1	1	3	5	0	0	0	0	17
Team		2		1		3								
Totals		23-58		3-22		13-22		13		22		35		16

FG % 1st Half: 12-32 37.5% 2nd half: 11-26 42.3% Game: 23-58 39.7% Deadball Rebounds 3.1
3FG % 1st Half: 0-8 0.0% 2nd half: 3-14 21.4% Game: 3-22 13.6%
FT % 1st Half: 5-10 50.0% 2nd half: 8-12 66.7% Game: 13-22 59.1%

Officials: Beverly Roberts, Michael Price, Brian Hall
Technical fouls: Florida-None. #10/11 Kentucky-None.
Attendance: 5134

Score by periods	1st	2nd	Total
Florida	28	28	56
#10/11 Kentucky	29	33	62

Last FG - UF 2nd-00:26, UK 2nd-03:52.
Largest lead - UF by 7 1st-07:39, UK by 6 2nd-02:15.
UF led for 16:05, UK led for 17:07, Game was tied for 06:29.

Points	In	Off	2nd	Fast	Bench
UF	34	15	8	4	15
UK	30	21	8	10	19

Score tied - 9 times.
Lead changed - 17 times.

Notables: Junior point guard Janee Thompson suffered a season-ending injury by breaking her left fibula with 4:06 remaining in the game ... UK held the Gamecocks to a season-low 33.8 percent shooting after entering the game leading the SEC in FG percentage at .501 percent ... Marked UK's third straight loss to the Gamecocks in Columbia.

Notables: Senior guard Bria Goss returned to the starting lineup for the first time in six games ... Harper swiped a career-high six steals ... Epps scored 14 of her game-high 20 points in the second half ... Florida led 51-50 with 4:17 remaining, but O'Neill hit a 3-pointer during a 7-0 run that put the Wildcats ahead for good ... UK made seven of 10 free throws, including six from Epps, in the final two minutes in a game that had 17 lead changes.

MISCELLANEOUS STATS

LEADING SCORER

Jen O'Neill	8
Alexis Jennings	3
Janee Thompson	3
Makayla Epps	3
Azia Bishop	1
Kyvin Goodin-Rogers	1

LEADING REBOUNDER

Azia Bishop	8
Linnae Harper	6
Makayla Epps	4
Kyvin Goodin-Rogers	1

LEADER IN ASSISTS

Makayla Epps	9
Janee Thompson	6
Bria Goss	4
Linnae Harper	3
Jennifer O'Neill	3
Azia Bishop	1

CHARGES DRAWN

Kentucky	47
Jennifer O'Neill	15
Bria Goss	9
Alyssa Rice	8
Kyvin Goodin-Rogers	7
Janee Thompson	5
Alexis Jennings	1
Azia Bishop	1
Makayla Epps	1
Opponents	13

FORCED FIVE-SECOND CALLS

Kentucky	9
Opponents	2

10-SECOND BACKCOURT VIOLATION

Kentucky	1
Opponent	5

SHOT CLOCK VIOLATIONS FORCED

Kentucky	7
Opponents	1

20-POINT SCORING GAMES

Jennifer O'Neill	3
Makayla Epps	3
Alexis Jennings	2
Linnae Harper	1

30-POINT SCORING GAMES

None	
------	--

40-POINT SCORING GAMES

None	
------	--

DOUBLE-FIGURE SCORING GAMES

Jennifer O'Neill	14
Linnae Harper	11
Makayla Epps	11
Janee Thompson	8
Alexis Jennings	7
Kyvin Goodin-Rogers	5
Azia Bishop	5
Bria Goss	3

DOUBLE-FIGURE REBOUND GAMES

Azia Bishop	5
Linnae Harper	3
Makayla Epps	1

20-PLUS REBOUNDING GAMES

None	
------	--

SEASON DOUBLE-DOUBLES

Linnae Harper	3
Azia Bishop	2
Janee Thompson	1
Makayla Epps	1

TECHNICAL FOULS

Kentucky	2
Opponents	2

UK'S FIRST SUBSTITUTION

Makayla Epps	7
Alyssa Rice	4
Linnae Harper	4
Jen O'Neill	4
Azia Bishop	3
Alexis Jennings	3
Jaycee Coe	2

FIRST TO SCORE

Jennifer O'Neill	4
Makayla Epps	4
Kyvin Goodin-Rogers	3
Janee Thompson	2
Alexis Jennings	1
Azia Bishop	2
Linnae Harper	1
Bria Goss	1
Aylssa Rice	1

JUMP BALLS CONTROLLED (AND OT)

Kentucky	4
Opponent	14

RUNS OF 10-0 OR BETTER

UK	13
Opponent	3

LARGEST HALFTIME LEAD

+19, 45-24 vs. Morehead St. (11/19/14)	
--	--

LARGEST HALFTIME LEAD (SEC)

+12, 37-25 vs. Auburn 1/8/15	
------------------------------	--

LARGEST HALFTIME DEFICIT

-23, 49-26 at Duke (12/21/14)	
-------------------------------	--

LARGEST HALFTIME DEFICIT (SEC)

-12, 36-28, at Alabama (1/2/15)	
---------------------------------	--

LARGEST UK LEAD

+40, 111-71 vs. Appalachian State, 0:54 2nd Half (11/14/14)	
---	--

LARGEST UK WIN

+37, 111-74 vs. Appalachian St. (11/14/14)	
--	--

LARGEST UK WIN (SEC)

+21 vs. Auburn 1/8/15	
-----------------------	--

LARGEST UK DEFICIT

-24, 49-25 (00:47, 1st H), at Duke, (12/21/14)	
--	--

LARGEST UK DEFICIT (SEC)

-10, 42-32 15:56, 2nd H), at Alabama, (1/2/15)	
--	--

LARGEST UK LOSS

-21, at Duke, (12/21/14)	
--------------------------	--

LARGEST UK LOSS (SEC)

None	
------	--

MOST CONSECUTIVE POINTS

+14 vs. Morehead State (11/19/14)	
-----------------------------------	--

SPECIALITY STATS

PP - Points in the paint; POT - Points off turnovers

2nd - Second-chance points; FB- Fast break; BP - Points off the bench

KENTUCKY-OPPONENT

Opponent	PP	POT	2nd	FB	BP
vs. Appalachian St.	50/24	43/24	26/10	10/6	50/23
vs. No. 8/9 Baylor	14/28	20/13	9/12	0/6	25/27
vs. Morehead State	50/34	35/5	30/5	8/4	39/21
at Central Michigan	34/34	21/22	15/14	17/7	29/26
vs. Illinois	38/38	23/15	8/4	12/8	24/1
vs. Oklahoma	40/46	30/24	10/13	29/20	56/34
vs. South Florida	18/14	2/6	3/7	12/10	18/14
vs. NKU	38/24	29/9	15/10	10/0	28/14
at No. 7 Louisville	34/36	27/13	4/16	8/10	22/11
vs. MTSU	36/42	17/30	16/11	8/10	31/10
vs. Belmont	30/30	25/4	9/4	4/4	44/24
at No. 12 Duke	38/42	21/14	12/13	12/4	40/26
vs. Tennessee State	50/40	36/11	22/15	12/6	32/28
at Alabama*	36/28	39/13	16/22	14/8	34/15
vs. Ole Miss*	32/30	22/16	14/16	4/0	22/11
vs. Auburn*	34/28	23/6	12/10	8/0	28/18
at South Carolina*	28/36	19/9	4/18	18/10	20/15
vs. Florida*	30/34	21/15	8/8	10/4	19/15
TOTALS	630/588	453/249	233/208	196/117	562/331
AVERAGES	35.0/32.7	25.2/13.8	12.9/11.6	10.9/6.5	31.2/18.4

CLUTCH FREE THROWS - INDIVIDUAL SEASON TOTALS

(final 3 minutes of regulation and overtime in a six-point game)

Player	FT-FTA	Pct.
Aylssa Rice	1-2	.500
Jennifer O'Neill	10-11	.909
Makayla Epps	15-24	.625
Aylssa Rice	1-2	.500
Azia Bishop	1-3	.333
Aylssa Rice	1-2	.500
TOTAL	37-58	.638

MOST CONSECUTIVE POINTS (SEC)

+18 at Alabama (1/2/15)	
-------------------------	--

MOST CONSECUTIVE OPP. POINTS

-12 at Duke (12/21/14)	
------------------------	--

MOST CONSECUTIVE OPP. POINTS (SEC)

-6 at Alabama (1/2/15), vs. OM (1/4/15), vs. Auburn (1/8/15)	
--	--

LARGEST LEAD IN 1ST HALF

+25, vs. Morehead St., (45-20, 1:46) (11/19/14)	
---	--

LARGEST DEFICIT IN 1ST HALF

-24, 49-25 (00:47, 1st H), at Duke, 12/21/14	
--	--

LARGEST LEAD IN 2ND HALF

+40, 111-71 vs. Appalachian State, 0:54 (11/14/14)	
--	--

LARGEST DEFICIT IN 2ND HALF

-21, 89-68 (00:21), at Duke (12/21/14)	
--	--

LARGEST LEAD IN LOSS

+8 vs. Illinois (11/27/14)	
----------------------------	--

LARGEST 1ST HALF DEFICIT IN WIN

-12 vs. Baylor, 3:28 1st H (11/17/14)	
---------------------------------------	--

LARGEST 2ND HALF DEFICIT IN WIN

-14, 40-26 vs. Baylor, 18:31, (11/17/14)	
--	--

LARGEST 1ST HALF DEFICIT IN SEC WIN

-8 at Alabama (1/2/15)	
------------------------	--

LARGEST 2ND HALF DEFICIT IN SEC WIN

-10 at Alabama (1/2/15)	
-------------------------	--

LONGEST WINNING STREAK

6 games (11/28-14-12/21/14)	
-----------------------------	--

LONGEST SEC WINNING STREAK

3 games (1/2/15-1/11/15)	
--------------------------	--

LONGEST LOSING STREAK

1 game (11/27/14, 12/21/14, 1/11/15)	
--------------------------------------	--

LARGEST MEMORIAL COLISEUM CROWD

6,162 vs. Ole Miss (1/4/15)	
-----------------------------	--

LARGEST HOME CROWD

22,075 vs. Baylor (11/17/14)	
------------------------------	--

LARGEST ROAD CROWD

17,156 at South Carolina (1/11/15)	
------------------------------------	--

LARGEST NEUTRAL CROWD

2,347 vs. USF 11/29/14	
------------------------	--



THE STAT CREW SYSTEM
#10/11 Kentucky Combined Team Statistics (as of Jan 15, 2015)
All games



RECORD:	OVERALL	HOME	AWAY	NEUTRAL
ALL GAMES	15-3	10-0	3-2	2-1
CONFERENCE	4-1	3-0	1-1	0-0
NON-CONFERENCE	11-2	7-0	2-1	2-1

#	Player	gp-gs	min	avg	Total		3-Point		F-Throw		Rebounds				pf	dq	a	to	blk	stl	pts	avg
					fg-fga	fg%	3fg-fga	3fg%	ft-fa	ft%	off	def	tot	avg								
00	O'Neill, Jennifer	17-12	491	28.9	79-223	.354	29-99	.293	57-86	.663	13	34	47	2.8	47	2	33	41	3	26	244	14.4
25	Epps, Makayla	18-6	555	30.8	81-184	.440	8-36	.222	67-96	.698	30	57	87	4.8	22	0	54	26	2	26	237	13.2
15	Harper, Linnae	18-7	456	25.3	84-210	.400	5-22	.227	23-55	.418	56	66	122	6.8	40	0	28	45	4	40	196	10.9
03	Thompson, Janee	17-17	522	30.7	56-149	.376	9-31	.290	50-64	.781	8	40	48	2.8	40	2	52	58	3	29	171	10.1
35	Jennings, Alexis	18-3	292	16.2	51-111	.459	5-20	.250	39-53	.736	23	33	56	3.1	39	1	3	22	10	8	146	8.1
50	Bishop, Azia	18-15	398	22.1	56-96	.583	0-2	.000	18-52	.346	54	62	116	6.4	54	3	14	34	33	24	130	7.2
13	Goss, Bria	12-12	283	23.6	25-61	.410	6-21	.286	27-38	.711	16	20	36	3.0	27	1	19	24	4	16	83	6.9
05	Goodin-Rogers, Kyvin	18-15	281	15.6	29-95	.305	14-41	.341	30-44	.682	31	46	77	4.3	43	1	3	19	9	14	102	5.7
45	Rice, Alyssa	18-3	267	14.8	16-50	.320	0-0	.000	18-30	.600	22	32	54	3.0	55	2	4	23	8	5	50	2.8
12	Sidney, Jelleah	5-0	25	5.0	3-10	.300	0-2	.000	1-2	.500	5	3	8	1.6	7	0	2	5	1	4	7	1.4
24	Coe, Jaycee	8-0	55	6.9	4-20	.200	2-16	.125	0-0	.000	1	3	4	0.5	2	0	3	2	1	1	10	1.3
Team											53	36	89				3					
Total.....		18	3625		484-1209	.400	78-290	.269	330-520	.635	312	432	744	41.3	376	12	215	302	78	193	1376	76.4
Opponents.....		18	3626		432-1065	.406	69-243	.284	275-409	.672	247	490	737	40.9	414	-	211	431	92	122	1208	67.1

TEAM STATISTICS	UK	OPP
SCORING	1376	1208
Points per game	76.4	67.1
Scoring margin	+9.3	-
FIELD GOALS-ATT	484-1209	432-1065
Field goal pct	.400	.406
3 POINT FG-ATT	78-290	69-243
3-point FG pct	.269	.284
3-pt FG made per game	4.3	3.8
FREE THROWS-ATT	330-520	275-409
Free throw pct	.635	.672
F-Throws made per game	18.3	15.3
REBOUNDS	744	737
Rebounds per game	41.3	40.9
Rebounding margin	+0.4	-
ASSISTS	215	211
Assists per game	11.9	11.7
TURNOVERS	302	431
Turnovers per game	16.8	23.9
Turnover margin	+7.2	-
Assist/turnover ratio	0.7	0.5
STEALS	193	122
Steals per game	10.7	6.8
BLOCKS	78	92
Blocks per game	4.3	5.1
ATTENDANCE	69319	49389
Home games-Avg/Game	10-6932	5-8615
Neutral site-Avg/Game	-	3-2104

Date	Opponent		Score	Att.
11/14/14	APPALACHIAN STATE	w	111-74	4887
11/17/14	#8/9 BAYLOR	w	74-64	22075
11/19/14	MOREHEAD STATE	w	91-62	5923
11/22/14	at Central Michigan	w	71-68	2361
11/27/14	vs Illinois	L	71-77	1978
11/28/14	vs Oklahoma	Wot	92-88	1988
11/29/14	vs USF	w	61-57	2347
12/3/14	NORTHERN KENTUCKY	w	82-64	4615
12/7/14	at #7/7 Louisville	w	77-68	14862
12/12/14	MIDDLE TENNESSEE	w	78-62	4761
12/14/14	BELMONT	w	71-55	5365
12/21/14	at #13/13 Duke	L	68-89	6043
12/28/14	TENNESSEE STATE	w	87-75	5810
* 01/02/15	at Alabama	w	78-66	2654
* 01/04/15	OLE MISS	w	64-58	6162
* 01/08/15	AUBURN	w	78-57	4587
* 01/11/15	at #1/1 South Carolina	L	60-68	17156
* 01/15/15	FLORIDA	w	62-56	5134

* = Conference game

1 - Paradise Jam - St. Thomas, Virgin Islands (UVI Sports and Fitness Center)

Score by Periods	1st	2nd	OT	Totals
#10/11 Kentucky	647	716	13	1376
Opponents	593	606	9	1208



THE STAT CREW SYSTEM
#10/11 Kentucky Combined Team Statistics (as of Jan 15, 2015)
Conference games



RECORD:	OVERALL	HOME	AWAY	NEUTRAL
ALL GAMES	4-1	3-0	1-1	0-0
CONFERENCE	4-1	3-0	1-1	0-0
NON-CONFERENCE	0-0	0-0	0-0	0-0

#	Player	gp-gs	min	avg	Total		3-Point		F-Throw		Rebounds				pf	dq	a	to	blk	stl	pts	avg
					fg-fga	fg%	3fg-fga	3fg%	ft-fa	ft%	off	def	tot	avg								
25	Epps, Makayla	5-5	159	31.8	20-55	.364	2-13	.154	21-25	.840	9	15	24	4.8	4	0	18	6	0	9	63	12.6
00	O'Neill, Jennifer	5-0	155	31.0	19-57	.333	12-32	.375	12-19	.632	3	9	12	2.4	11	0	12	11	2	8	62	12.4
15	Harper, Linnae	5-5	144	28.8	26-65	.400	1-8	.125	4-14	.286	14	23	37	7.4	11	0	3	17	3	16	57	11.4
35	Jennings, Alexis	5-3	117	23.4	24-48	.500	0-6	.000	8-11	.727	5	10	15	3.0	17	1	2	5	3	4	56	11.2
03	Thompson, Janee	4-4	139	34.8	13-39	.333	2-6	.333	13-17	.765	1	13	14	3.5	6	0	20	12	2	4	41	10.3
50	Bishop, Azia	5-5	123	24.6	7-16	.438	0-0	.000	10-23	.435	14	15	29	5.8	16	0	5	7	8	9	24	4.8
24	Coe, Jaycee	2-0	15	7.5	3-8	.375	1-4	.250	0-0	.000	1	0	1	0.5	0	0	0	1	0	0	7	3.5
45	Rice, Alyssa	5-0	61	12.2	6-10	.600	0-0	.000	4-6	.667	3	9	12	2.4	17	0	1	3	0	0	16	3.2
05	Goodin-Rogers, Kyvin	5-2	59	11.8	4-18	.222	4-8	.500	2-4	.500	3	5	8	1.6	8	0	0	2	1	3	14	2.8
13	Goss, Bria	1-1	23	23.0	1-3	.333	0-2	.000	0-0	.000	2	0	2	2.0	2	0	0	3	0	2	2	2.0
12	Sidney, Jelleah	1-0	5	5.0	0-3	.000	0-1	.000	0-0	.000	1	1	2	2.0	1	0	0	0	0	1	0	0.0
Team											20	10	30					1				
Total.....		5	1000		123-322	.382	22-80	.275	74-119	.622	76	110	186	37.2	93	1	61	68	19	56	342	68.4
Opponents.....		5	1000		113-301	.375	16-69	.232	63-100	.630	86	142	228	45.6	102	-	67	115	32	26	305	61.0

TEAM STATISTICS	UK	OPP
SCORING	342	305
Points per game	68.4	61.0
Scoring margin	+7.4	-
FIELD GOALS-ATT	123-322	113-301
Field goal pct	.382	.375
3 POINT FG-ATT	22-80	16-69
3-point FG pct	.275	.232
3-pt FG made per game	4.4	3.2
FREE THROWS-ATT	74-119	63-100
Free throw pct	.622	.630
F-Throws made per game	14.8	12.6
REBOUNDS	186	228
Rebounds per game	37.2	45.6
Rebounding margin	-8.4	-
ASSISTS	61	67
Assists per game	12.2	13.4
TURNOVERS	68	115
Turnovers per game	13.6	23.0
Turnover margin	+9.4	-
Assist/turnover ratio	0.9	0.6
STEALS	56	26
Steals per game	11.2	5.2
BLOCKS	19	32
Blocks per game	3.8	6.4
ATTENDANCE	15883	19810
Home games-Avg/Game	3-5294	2-9905
Neutral site-Avg/Game	-	0-0

Date	Opponent		Score	Att.
* 01/02/15	at Alabama	w	78-66	2654
* 01/04/15	OLE MISS	w	64-58	6162
* 01/08/15	AUBURN	w	78-57	4587
* 01/11/15	at #11/1 South Carolina	L	60-68	17156
* 01/15/15	FLORIDA	w	62-56	5134

* = Conference game

1 - Paradise Jam - St. Thomas, Virgin Islands (UVI Sports and Fitness Center)

Score by Periods	1st	2nd	Totals
#10/11 Kentucky	157	185	342
Opponents	151	154	305



THE STAT CREW SYSTEM
#10/11 Kentucky Points-Rebounds-Assists (as of Jan 15, 2015)
All games



Opponent	Date	Score		00	03	05	12	13	15	24
				O'NEILL,J	THOMPSON,J	GOODIN-ROG	SIDNEY,JEL	GOSS,BRIA	HARPER,LIN	COE,JAYCEE
APPALACHIAN STATE	11/14/14	111-74	w	20-8-5	10-5-4	11-6-1	2-0-1	6-2-5	17-7-4	0-0-0
#8/9 BAYLOR	11/17/14	74-64	w	22-3-2	9-2-2	7-5-0	0-1-0	5-6-1	11-6-0	DNP
MOREHEAD STATE	11/19/14	91-62	w	14-6-2	15-0-3	5-9-0	5-4-1	7-5-4	13-10-1	3-0-0
at Central Michigan	11/22/14	71-68	w	19-2-2	3-2-4	8-7-0	0-1-0	6-4-2	10-6-0	DNP
vs Illinois	11/27/14	71-77	L	17-2-2	5-2-2	8-6-0	DNP	4-1-3	2-2-1	0-0-0
vs Oklahoma	11/28/14	92-88	w	12-2-0	11-0-0	1-2-0	DNP	7-4-1	23-12-2	DNP
vs USF	11/29/14	61-57	w	17-1-1	15-2-1	0-8-1	DNP	10-5-0	3-3-1	DNP
NORTHERN KENTUCKY	12/3/14	82-64	w	2-0-0	8-3-4	19-4-0	DNP	16-4-0	13-3-4	DNP
at #7/7 Louisville	12/7/14	77-68	w	17-5-1	19-5-0	6-5-1	DNP	11-1-2	12-8-2	DNP
MIDDLE TENNESSEE	12/12/14	78-62	w	22-4-1	9-0-3	4-4-0	DNP	9-2-1	4-8-0	DNP
BELMONT	12/14/14	71-55	w	3-1-2	12-2-4	8-1-0	DNP	0-0-0	12-7-2	0-0-0
at #13/13 Duke	12/21/14	68-89	L	17-1-3	6-4-0	3-6-0	DNP	DNP	2-5-2	0-0-1
TENNESSEE STATE	12/28/14	87-75	w	DNP	8-7-5	8-6-0	DNP	DNP	17-8-6	0-3-2
at Alabama	01/02/15	78-66	w	12-3-1	12-1-10	6-1-0	DNP	DNP	7-5-0	DNP
OLE MISS	01/04/15	64-58	w	13-4-3	17-3-3	0-1-0	DNP	DNP	12-14-1	DNP
AUBURN	01/08/15	78-57	w	17-1-4	3-5-4	5-2-0	DNP	DNP	15-5-2	0-0-0
at #1/1 South Carolina	01/11/15	60-68	L	13-3-2	9-5-3	3-1-0	DNP	DNP	9-4-0	DNP
FLORIDA	01/15/15	62-56	w	7-1-2	DNP	0-3-0	0-2-0	2-2-0	14-9-0	7-1-0

Opponent	Date	Score		25	35	45	50
				EPPS,MAKAY	JENNINGS,A	RICE,ALYSS	BISHOP,AZI
APPALACHIAN STATE	11/14/14	111-74	w	16-4-3	10-4-1	5-3-0	14-9-0
#8/9 BAYLOR	11/17/14	74-64	w	12-8-2	0-0-0	2-1-0	6-3-2
MOREHEAD STATE	11/19/14	91-62	w	9-4-4	6-1-0	3-2-1	11-11-0
at Central Michigan	11/22/14	71-68	w	12-4-4	5-3-0	2-2-0	6-11-0
vs Illinois	11/27/14	71-77	L	20-5-2	0-2-0	2-2-0	13-7-0
vs Oklahoma	11/28/14	92-88	w	29-10-4	3-1-0	2-8-0	4-4-0
vs USF	11/29/14	61-57	w	12-2-2	0-3-0	3-5-1	1-10-0
NORTHERN KENTUCKY	12/3/14	82-64	w	11-6-1	1-4-0	3-3-1	9-6-3
at #7/7 Louisville	12/7/14	77-68	w	10-4-2	0-0-0	0-3-0	2-1-0
MIDDLE TENNESSEE	12/12/14	78-62	w	12-5-6	11-7-0	3-5-0	4-4-0
BELMONT	12/14/14	71-55	w	7-3-2	10-5-0	4-2-0	15-12-0
at #13/13 Duke	12/21/14	68-89	L	8-5-2	17-3-0	0-3-0	15-5-1
TENNESSEE STATE	12/28/14	87-75	w	16-3-2	27-8-0	5-3-0	6-4-3
at Alabama	01/02/15	78-66	w	14-7-3	21-5-0	1-1-1	5-4-3
OLE MISS	01/04/15	64-58	w	12-6-0	9-2-0	0-5-0	1-5-1
AUBURN	01/08/15	78-57	w	12-4-6	12-1-0	6-1-0	8-10-1
at #1/1 South Carolina	01/11/15	60-68	L	5-2-5	10-4-1	4-4-0	7-5-0
FLORIDA	01/15/15	62-56	w	20-5-4	4-3-1	5-1-0	3-5-0



THE STAT CREW SYSTEM
#10/11 Kentucky Team High/Low Analysis (as of Jan 15, 2015)
All games



#10/11 Kentucky - TEAM GAME HIGHS

POINTS	111	APPALACHIAN STATE (11/14/14)
	92	vs Oklahoma (11/28/14)
	91	MOREHEAD STATE (11/19/14)
	87	TENNESSEE STATE (12/28/14)
	82	NORTHERN KENTUCKY (12/3/14)
FIELD GOALS MADE	39	APPALACHIAN STATE (11/14/14)
	37	MOREHEAD STATE (11/19/14)
FIELD GOAL ATTEMPTS	89	MOREHEAD STATE (11/19/14)
	80	at #13/13 Duke (12/21/14)
FIELD GOAL PERCENTAGE	.520 (39-75)	APPALACHIAN STATE (11/14/14)
	.484 (30-62)	MIDDLE TENNESSEE (12/12/14)
3 PT FIELD GOALS MADE	9	APPALACHIAN STATE (11/14/14)
	8	at Central Michigan (11/22/14)
3 PT FG ATTEMPTS	28	at Central Michigan (11/22/14)
	26	MOREHEAD STATE (11/19/14)
3 PT FG PERCENTAGE	.625 (5-8)	MIDDLE TENNESSEE (12/12/14)
	.500 (1-2)	vs USF (11/29/14)
FREE THROWS MADE	34	vs Oklahoma (11/28/14)
	28	TENNESSEE STATE (12/28/14)
FREE THROW ATTEMPTS	53	vs Oklahoma (11/28/14)
	43	TENNESSEE STATE (12/28/14)
	43	NORTHERN KENTUCKY (12/3/14)
FREE THROW PERCENTAGE	.857 (12-14)	at #1/1 South Carolina (01/11/15)
	.788 (26-33)	#8/9 BAYLOR (11/17/14)
REBOUNDS	55	MOREHEAD STATE (11/19/14)
	50	APPALACHIAN STATE (11/14/14)
ASSISTS	24	APPALACHIAN STATE (11/14/14)
	18	at Alabama (01/02/15)
	18	TENNESSEE STATE (12/28/14)
STEALS	17	TENNESSEE STATE (12/28/14)
	16	NORTHERN KENTUCKY (12/3/14)
	16	APPALACHIAN STATE (11/14/14)
BLOCKED SHOTS	9	TENNESSEE STATE (12/28/14)
	8	at #1/1 South Carolina (01/11/15)
TURNOVERS	28	MIDDLE TENNESSEE (12/12/14)
	22	vs Oklahoma (11/28/14)
FOULS	30	vs Oklahoma (11/28/14)
	29	APPALACHIAN STATE (11/14/14)



THE STAT CREW SYSTEM
#10/11 Kentucky High/Low Analysis (as of Jan 15, 2015)
All games



Opponent - GAME HIGHS

POINTS	89	at #13/13 Duke (12/21/14)
	88	vs Oklahoma (11/28/14)
	77	vs Illinois (11/27/14)
	75	TENNESSEE STATE (12/28/14)
	74	APPALACHIAN STATE (11/14/14)
FIELD GOALS MADE	32	vs Oklahoma (11/28/14)
	29	at #13/13 Duke (12/21/14)
FIELD GOAL ATTEMPTS	71	vs Oklahoma (11/28/14)
	68	at #1/1 South Carolina (01/11/15)
FIELD GOAL PERCENTAGE	.558 (29-52)	at #13/13 Duke (12/21/14)
	.532 (25-47)	vs Illinois (11/27/14)
3 PT FIELD GOALS MADE	6	TENNESSEE STATE (12/28/14)
	6	at #13/13 Duke (12/21/14)
	6	NORTHERN KENTUCKY (12/3/14)
	6	vs Oklahoma (11/28/14)
3 PT FG ATTEMPTS	23	NORTHERN KENTUCKY (12/3/14)
	17	OLE MISS (01/04/15)
	17	at Alabama (01/02/15)
	17	MIDDLE TENNESSEE (12/12/14)
	17	vs Oklahoma (11/28/14)
3 PT FG PERCENTAGE	.500 (6-12)	TENNESSEE STATE (12/28/14)
	.429 (6-14)	at #13/13 Duke (12/21/14)
FREE THROWS MADE	27	APPALACHIAN STATE (11/14/14)
	25	at #13/13 Duke (12/21/14)
FREE THROW ATTEMPTS	35	APPALACHIAN STATE (11/14/14)
	34	at #13/13 Duke (12/21/14)
FREE THROW PERCENTAGE	.889 (16-18)	NORTHERN KENTUCKY (12/3/14)
	.813 (13-16)	TENNESSEE STATE (12/28/14)
REBOUNDS	55	at #1/1 South Carolina (01/11/15)
	50	at Alabama (01/02/15)
ASSISTS	19	at #13/13 Duke (12/21/14)
	17	AUBURN (01/08/15)
	17	at Alabama (01/02/15)
	17	vs Illinois (11/27/14)
STEALS	17	MIDDLE TENNESSEE (12/12/14)
	10	at #13/13 Duke (12/21/14)
	10	vs Illinois (11/27/14)
BLOCKED SHOTS	10	at #1/1 South Carolina (01/11/15)
	10	at #13/13 Duke (12/21/14)
TURNOVERS	31	APPALACHIAN STATE (11/14/14)
	29	TENNESSEE STATE (12/28/14)
	29	vs Oklahoma (11/28/14)
FOULS	40	vs Oklahoma (11/28/14)
	29	NORTHERN KENTUCKY (12/3/14)



THE STAT CREW SYSTEM
#10/11 Kentucky High/Low Analysis (as of Jan 15, 2015)
All games



#10/11 Kentucky - GAME LOWS

POINTS	60	at #1/1 South Carolina (01/11/15)
	61	vs USF (11/29/14)
	62	FLORIDA (01/15/15)
	64	OLE MISS (01/04/15)
	68	at #13/13 Duke (12/21/14)
FIELD GOALS MADE	19	vs USF (11/29/14)
	20	OLE MISS (01/04/15)
FIELD GOAL ATTEMPTS	53	vs USF (11/29/14)
	58	vs Illinois (11/27/14)
	58	FLORIDA (01/15/15)
FIELD GOAL PERCENTAGE	.303 (20-66)	OLE MISS (01/04/15)
	.313 (25-80)	at #13/13 Duke (12/21/14)
3 PT FIELD GOALS MADE	0	vs Illinois (11/27/14)
	1	vs USF (11/29/14)
3 PT FG ATTEMPTS	2	vs USF (11/29/14)
	6	vs Illinois (11/27/14)
3 PT FG PERCENTAGE	.000 (0-6)	vs Illinois (11/27/14)
	.083 (2-24)	at #13/13 Duke (12/21/14)
FREE THROWS MADE	9	at Central Michigan (11/22/14)
	10	BELMONT (12/14/14)
FREE THROW ATTEMPTS	13	at Central Michigan (11/22/14)
	13	BELMONT (12/14/14)
FREE THROW PERCENTAGE	.500 (12-24)	at Alabama (01/02/15)
	.512 (22-43)	NORTHERN KENTUCKY (12/3/14)
REBOUNDS	33	at Alabama (01/02/15)
	34	vs Illinois (11/27/14)
	34	at #7/7 Louisville (12/7/14)
ASSISTS	7	vs Oklahoma (11/28/14)
	7	vs USF (11/29/14)
	7	FLORIDA (01/15/15)
STEALS	1	vs USF (11/29/14)
	4	BELMONT (12/14/14)
BLOCKED SHOTS	1	NORTHERN KENTUCKY (12/3/14)
	1	OLE MISS (01/04/15)
	1	FLORIDA (01/15/15)
TURNOVERS	11	MOREHEAD STATE (11/19/14)
	11	BELMONT (12/14/14)
	11	at #1/1 South Carolina (01/11/15)
FOULS	14	MIDDLE TENNESSEE (12/12/14)
	14	TENNESSEE STATE (12/28/14)



THE STAT CREW SYSTEM
#10/11 Kentucky High/Low Analysis (as of Jan 15, 2015)
All games



Opponent - GAME LOWS

POINTS	55	BELMONT (12/14/14)
	56	FLORIDA (01/15/15)
	57	vs USF (11/29/14)
	57	AUBURN (01/08/15)
	58	OLE MISS (01/04/15)
FIELD GOALS MADE	19	BELMONT (12/14/14)
	21	vs USF (11/29/14)
	21	NORTHERN KENTUCKY (12/3/14)
	21	OLE MISS (01/04/15)
FIELD GOAL ATTEMPTS	47	vs Illinois (11/27/14)
	50	NORTHERN KENTUCKY (12/3/14)
	50	BELMONT (12/14/14)
FIELD GOAL PERCENTAGE	.338 (23-68)	at #1/1 South Carolina (01/11/15)
	.344 (21-61)	vs USF (11/29/14)
3 PT FIELD GOALS MADE	0	at #7/7 Louisville (12/7/14)
	1	AUBURN (01/08/15)
3 PT FG ATTEMPTS	5	at #7/7 Louisville (12/7/14)
	5	AUBURN (01/08/15)
3 PT FG PERCENTAGE	.000 (0-5)	at #7/7 Louisville (12/7/14)
	.118 (2-17)	OLE MISS (01/04/15)
FREE THROWS MADE	3	FLORIDA (01/15/15)
	6	MOREHEAD STATE (11/19/14)
	6	MIDDLE TENNESSEE (12/12/14)
FREE THROW ATTEMPTS	9	FLORIDA (01/15/15)
	11	MOREHEAD STATE (11/19/14)
FREE THROW PERCENTAGE	.333 (3-9)	FLORIDA (01/15/15)
	.500 (6-12)	MIDDLE TENNESSEE (12/12/14)
REBOUNDS	30	vs Illinois (11/27/14)
	31	MIDDLE TENNESSEE (12/12/14)
ASSISTS	6	APPALACHIAN STATE (11/14/14)
	6	vs USF (11/29/14)
STEALS	3	MOREHEAD STATE (11/19/14)
	3	vs USF (11/29/14)
	3	at #1/1 South Carolina (01/11/15)
BLOCKED SHOTS	1	APPALACHIAN STATE (11/14/14)
	2	vs Oklahoma (11/28/14)
	2	vs USF (11/29/14)
TURNOVERS	7	vs USF (11/29/14)
	16	at #1/1 South Carolina (01/11/15)
FOULS	13	at #1/1 South Carolina (01/11/15)
	14	at Central Michigan (11/22/14)
	14	BELMONT (12/14/14)



THE STAT CREW SYSTEM
#10/11 Kentucky Player High/Low Analysis (as of Jan 15, 2015)
All games



#10/11 Kentucky - INDIVIDUAL GAME HIGHS

Points	29	Epps, Makayla vs Oklahoma (11/28/14)
	27	Jennings, Alexis vs Tennessee State (12/28/14)
	23	Harper, Linnae vs Oklahoma (11/28/14)
	22	O'Neill, Jennifer vs Middle Tennessee (12/12/14)
	22	O'Neill, Jennifer vs #8/9 Baylor (11/17/14)
Field Goals Made	10	Harper, Linnae vs Oklahoma (11/28/14)
	9	Jennings, Alexis at Alabama (01/02/15)
	9	Epps, Makayla vs Oklahoma (11/28/14)
Field Goal Att.	21	O'Neill, Jennifer at #13/13 Duke (12/21/14)
	21	Harper, Linnae vs Oklahoma (11/28/14)
	21	O'Neill, Jennifer at Central Michigan (11/22/14)
FG Pct (min 5 made)	1.000 (6-6)	Epps, Makayla vs Middle Tennessee (12/12/14)
	.857 (6-7)	Bishop, Azia vs Illinois (11/27/14)
3-Point FG Made	5	O'Neill, Jennifer vs Auburn (01/08/15)
	5	O'Neill, Jennifer at Central Michigan (11/22/14)
3-Point FG Att.	15	O'Neill, Jennifer at Central Michigan (11/22/14)
	12	O'Neill, Jennifer at #13/13 Duke (12/21/14)
3-Pt FG Pct (min 2 made)	1.000 (2-2)	Goodin-Rogers, Kyvin at Alabama (01/02/15)
	1.000 (2-2)	Goodin-Rogers, Kyvin vs Northern Kentucky (12/3/14)
Free Throws Made	11	Epps, Makayla vs Oklahoma (11/28/14)
	9	Thompson, Janee vs Ole Miss (01/04/15)
	9	O'Neill, Jennifer vs #8/9 Baylor (11/17/14)
Free Throw Att.	15	Epps, Makayla vs Oklahoma (11/28/14)
	13	Epps, Makayla vs USF (11/29/14)
FT Pct (min 3 made)	1.000 (8-8)	Epps, Makayla vs Florida (01/15/15)
	1.000 (6-6)	Epps, Makayla vs Ole Miss (01/04/15)
	1.000 (4-4)	Thompson, Janee vs Tennessee State (12/28/14)
	1.000 (4-4)	Jennings, Alexis vs Belmont (12/14/14)
	1.000 (4-4)	O'Neill, Jennifer vs Middle Tennessee (12/12/14)
	1.000 (4-4)	Jennings, Alexis vs Middle Tennessee (12/12/14)
	1.000 (4-4)	Goodin-Rogers, Kyvin at #7/7 Louisville (12/7/14)
	1.000 (4-4)	Thompson, Janee vs Morehead State (11/19/14)
	1.000 (3-3)	O'Neill, Jennifer vs USF (11/29/14)
Rebounds	14	Harper, Linnae vs Ole Miss (01/04/15)
	12	Bishop, Azia vs Belmont (12/14/14)
	12	Harper, Linnae vs Oklahoma (11/28/14)
Assists	10	Thompson, Janee at Alabama (01/02/15)
	6	Epps, Makayla vs Auburn (01/08/15)
	6	Harper, Linnae vs Tennessee State (12/28/14)
	6	Epps, Makayla vs Middle Tennessee (12/12/14)
Steals	7	Thompson, Janee vs Tennessee State (12/28/14)
	6	Harper, Linnae vs Florida (01/15/15)
Blocked Shots	6	Bishop, Azia vs Tennessee State (12/28/14)
	5	Bishop, Azia vs Auburn (01/08/15)
Turnovers	6	O'Neill, Jennifer vs Middle Tennessee (12/12/14)
	6	Thompson, Janee at #7/7 Louisville (12/7/14)
	6	Thompson, Janee vs Illinois (11/27/14)
Fouls	5	Jennings, Alexis vs Ole Miss (01/04/15)
	5	Bishop, Azia vs Tennessee State (12/28/14)
	5	Thompson, Janee at #13/13 Duke (12/21/14)
	5	Thompson, Janee vs Middle Tennessee (12/12/14)
	5	Goodin-Rogers, Kyvin at #7/7 Louisville (12/7/14)
	5	Bishop, Azia at #7/7 Louisville (12/7/14)



THE STAT CREW SYSTEM
#10/11 Kentucky Opponent High/Low Analysis (as of Jan 15, 2015)
All games



OPPONENT INDIVIDUAL GAME HIGHS

Points	33	Sydnor, Maryah vs Appalachian State (11/14/14)
	23	Tra'Cee Tanner vs Auburn (01/08/15)
	23	WILLIAMS, Courtney vs USF (11/29/14)
	23	CAMPBELL, Sharane vs Oklahoma (11/28/14)
	23	WHITE, Chatrice vs Illinois (11/27/14)
Field Goals Made	12	Sydnor, Maryah vs Appalachian State (11/14/14)
	10	WILLIAMS, Courtney vs USF (11/29/14)
	10	WHITE, Chatrice vs Illinois (11/27/14)
Field Goal Att.	27	WILLIAMS, Courtney vs USF (11/29/14)
	23	Sydnor, Maryah vs Appalachian State (11/14/14)
FG Pct (min 5 made)	1.000 (5-5)	GREENWELL, Natalie vs Morehead State (11/19/14)
	.769 (10-13)	WHITE, Chatrice vs Illinois (11/27/14)
3-Point FG Made	4	LAWRENCE,Brianna vs Tennessee State (12/28/14)
	3	Peoples,Cassie vs Florida (01/15/15)
	3	SESSIONS, Khadijah at #1/1 South Carolina (01/11/15)
	3	Cook, Hannah at Alabama (01/02/15)
	3	ROUSH, Christine vs Northern Kentucky (12/3/14)
	3	KORNET, Nicole vs Oklahoma (11/28/14)
	3	BREEN, Cassandra at Central Michigan (11/22/14)
	3	VIELA, Maiki vs Morehead State (11/19/14)
3-Point FG Att.	8	Peoples,Cassie vs Florida (01/15/15)
	7	Cook, Hannah at Alabama (01/02/15)
	7	Wright, Imani vs #8/9 Baylor (11/17/14)
3-Pt FG Pct (min 2 made)	1.000 (3-3)	BREEN, Cassandra at Central Michigan (11/22/14)
	1.000 (2-2)	CAMPBELL, Sharane vs Oklahoma (11/28/14)
Free Throws Made	11	MITCHELL, Tiffany at #1/1 South Carolina (01/11/15)
	11	SIMMONS, Kyley vs Illinois (11/27/14)
Free Throw Att.	12	MITCHELL, Tiffany at #1/1 South Carolina (01/11/15)
	12	CRAWFORD, Ivory vs Illinois (11/27/14)
	12	SIMMONS, Kyley vs Illinois (11/27/14)
FT Pct (min 3 made)	1.000 (6-6)	DAVIS,Imani vs Tennessee State (12/28/14)
	1.000 (6-6)	Sierra Calhoun at #13/13 Duke (12/21/14)
	1.000 (4-4)	Joseph,Shequila vs Ole Miss (01/04/15)
	1.000 (4-4)	Hayes,A'Queen vs Ole Miss (01/04/15)
	1.000 (4-4)	WIEGMAN, Kelley vs Northern Kentucky (12/3/14)
	1.000 (4-4)	FRANSON, Molly vs Northern Kentucky (12/3/14)
	1.000 (3-3)	LAWRENCE,Brianna vs Tennessee State (12/28/14)
	1.000 (3-3)	Jones, Joi vs Appalachian State (11/14/14)
Rebounds	14	Hegstetter, Nikki at Alabama (01/02/15)
	13	Faleru,Tia vs Ole Miss (01/04/15)
	13	Davis, Nina vs #8/9 Baylor (11/17/14)
Assists	8	ALLEN,Rachel vs Tennessee State (12/28/14)
	8	CARTER, Brittany vs Illinois (11/27/14)
	8	JONES, Almesha vs Morehead State (11/19/14)
Steals	5	CARTER, Brittany vs Illinois (11/27/14)
	4	PARKER, Cheyenne vs Middle Tennessee (12/12/14)
	4	JONES, Olivia vs Middle Tennessee (12/12/14)
	4	DOW, China vs Middle Tennessee (12/12/14)
Blocked Shots	6	PARKER, Cheyenne vs Middle Tennessee (12/12/14)
	5	Hasina Muhammad vs Auburn (01/08/15)
Turnovers	10	VIELA, Maiki vs Morehead State (11/19/14)
	8	JONES, Sierra vs Belmont (12/14/14)
	8	Johnson, Niya vs #8/9 Baylor (11/17/14)



THE STAT CREW SYSTEM
#10/11 Kentucky Team High/Low Analysis (as of Jan 15, 2015)
Conference games



#10/11 Kentucky - TEAM GAME HIGHS

POINTS	78	AUBURN (01/08/15)
	78	at Alabama (01/02/15)
	64	OLE MISS (01/04/15)
	62	FLORIDA (01/15/15)
	60	at #1/1 South Carolina (01/11/15)
FIELD GOALS MADE	30	at Alabama (01/02/15)
	28	AUBURN (01/08/15)
FIELD GOAL ATTEMPTS	67	at #1/1 South Carolina (01/11/15)
	66	OLE MISS (01/04/15)
	66	at Alabama (01/02/15)
FIELD GOAL PERCENTAGE	.455 (30-66)	at Alabama (01/02/15)
	.431 (28-65)	AUBURN (01/08/15)
3 PT FIELD GOALS MADE	7	AUBURN (01/08/15)
	6	at Alabama (01/02/15)
3 PT FG ATTEMPTS	22	FLORIDA (01/15/15)
	19	AUBURN (01/08/15)
3 PT FG PERCENTAGE	.429 (6-14)	at Alabama (01/02/15)
	.368 (7-19)	AUBURN (01/08/15)
FREE THROWS MADE	22	OLE MISS (01/04/15)
	15	AUBURN (01/08/15)
FREE THROW ATTEMPTS	32	OLE MISS (01/04/15)
	27	AUBURN (01/08/15)
FREE THROW PERCENTAGE	.857 (12-14)	at #1/1 South Carolina (01/11/15)
	.688 (22-32)	OLE MISS (01/04/15)
REBOUNDS	46	OLE MISS (01/04/15)
	37	at #1/1 South Carolina (01/11/15)
ASSISTS	18	at Alabama (01/02/15)
	17	AUBURN (01/08/15)
STEALS	13	FLORIDA (01/15/15)
	12	at Alabama (01/02/15)
BLOCKED SHOTS	8	at #1/1 South Carolina (01/11/15)
	6	AUBURN (01/08/15)
TURNOVERS	17	FLORIDA (01/15/15)
	15	OLE MISS (01/04/15)
FOULS	23	at Alabama (01/02/15)
	22	at #1/1 South Carolina (01/11/15)



THE STAT CREW SYSTEM
#10/11 Kentucky High/Low Analysis (as of Jan 15, 2015)
Conference games



Opponent - GAME HIGHS

POINTS	68	at #1/1 South Carolina (01/11/15)
	66	at Alabama (01/02/15)
	58	OLE MISS (01/04/15)
	57	AUBURN (01/08/15)
	56	FLORIDA (01/15/15)
FIELD GOALS MADE	24	FLORIDA (01/15/15)
	23	at #1/1 South Carolina (01/11/15)
	23	at Alabama (01/02/15)
FIELD GOAL ATTEMPTS	68	at #1/1 South Carolina (01/11/15)
	59	AUBURN (01/08/15)
	59	OLE MISS (01/04/15)
FIELD GOAL PERCENTAGE	.414 (24-58)	FLORIDA (01/15/15)
	.404 (23-57)	at Alabama (01/02/15)
3 PT FIELD GOALS MADE	5	FLORIDA (01/15/15)
	4	at #1/1 South Carolina (01/11/15)
	4	at Alabama (01/02/15)
3 PT FG ATTEMPTS	17	OLE MISS (01/04/15)
	17	at Alabama (01/02/15)
3 PT FG PERCENTAGE	.357 (5-14)	FLORIDA (01/15/15)
	.250 (4-16)	at #1/1 South Carolina (01/11/15)
FREE THROWS MADE	18	at #1/1 South Carolina (01/11/15)
	16	at Alabama (01/02/15)
FREE THROW ATTEMPTS	26	at #1/1 South Carolina (01/11/15)
	26	at Alabama (01/02/15)
FREE THROW PERCENTAGE	.778 (14-18)	OLE MISS (01/04/15)
	.692 (18-26)	at #1/1 South Carolina (01/11/15)
REBOUNDS	55	at #1/1 South Carolina (01/11/15)
	50	at Alabama (01/02/15)
ASSISTS	17	AUBURN (01/08/15)
	17	at Alabama (01/02/15)
STEALS	8	OLE MISS (01/04/15)
	6	FLORIDA (01/15/15)
BLOCKED SHOTS	10	at #1/1 South Carolina (01/11/15)
	9	AUBURN (01/08/15)
TURNOVERS	27	FLORIDA (01/15/15)
	27	at Alabama (01/02/15)
FOULS	27	OLE MISS (01/04/15)
	23	AUBURN (01/08/15)



THE STAT CREW SYSTEM
#10/11 Kentucky High/Low Analysis (as of Jan 15, 2015)
Conference games



#10/11 Kentucky - GAME LOWS

POINTS	60	at #1/1 South Carolina (01/11/15)
	62	FLORIDA (01/15/15)
	64	OLE MISS (01/04/15)
	78	at Alabama (01/02/15)
	78	AUBURN (01/08/15)
FIELD GOALS MADE	20	OLE MISS (01/04/15)
	22	at #1/1 South Carolina (01/11/15)
FIELD GOAL ATTEMPTS	58	FLORIDA (01/15/15)
	65	AUBURN (01/08/15)
FIELD GOAL PERCENTAGE	.303 (20-66)	OLE MISS (01/04/15)
	.328 (22-67)	at #1/1 South Carolina (01/11/15)
3 PT FIELD GOALS MADE	2	OLE MISS (01/04/15)
	3	FLORIDA (01/15/15)
3 PT FG ATTEMPTS	10	OLE MISS (01/04/15)
	14	at Alabama (01/02/15)
3 PT FG PERCENTAGE	.136 (3-22)	FLORIDA (01/15/15)
	.200 (2-10)	OLE MISS (01/04/15)
FREE THROWS MADE	12	at Alabama (01/02/15)
	12	at #1/1 South Carolina (01/11/15)
FREE THROW ATTEMPTS	14	at #1/1 South Carolina (01/11/15)
	22	FLORIDA (01/15/15)
FREE THROW PERCENTAGE	.500 (12-24)	at Alabama (01/02/15)
	.556 (15-27)	AUBURN (01/08/15)
REBOUNDS	33	at Alabama (01/02/15)
	35	AUBURN (01/08/15)
	35	FLORIDA (01/15/15)
ASSISTS	7	FLORIDA (01/15/15)
	8	OLE MISS (01/04/15)
STEALS	10	AUBURN (01/08/15)
	10	at #1/1 South Carolina (01/11/15)
BLOCKED SHOTS	1	OLE MISS (01/04/15)
	1	FLORIDA (01/15/15)
TURNOVERS	11	at #1/1 South Carolina (01/11/15)
	12	AUBURN (01/08/15)
FOULS	15	OLE MISS (01/04/15)
	16	FLORIDA (01/15/15)



THE STAT CREW SYSTEM
#10/11 Kentucky High/Low Analysis (as of Jan 15, 2015)
Conference games



Opponent - GAME LOWS

POINTS	56	FLORIDA (01/15/15)
	57	AUBURN (01/08/15)
	58	OLE MISS (01/04/15)
	66	at Alabama (01/02/15)
	68	at #1/1 South Carolina (01/11/15)
FIELD GOALS MADE	21	OLE MISS (01/04/15)
	22	AUBURN (01/08/15)
FIELD GOAL ATTEMPTS	57	at Alabama (01/02/15)
	58	FLORIDA (01/15/15)
FIELD GOAL PERCENTAGE	.338 (23-68)	at #1/1 South Carolina (01/11/15)
	.356 (21-59)	OLE MISS (01/04/15)
3 PT FIELD GOALS MADE	1	AUBURN (01/08/15)
	2	OLE MISS (01/04/15)
3 PT FG ATTEMPTS	5	AUBURN (01/08/15)
	14	FLORIDA (01/15/15)
3 PT FG PERCENTAGE	.118 (2-17)	OLE MISS (01/04/15)
	.200 (1-5)	AUBURN (01/08/15)
FREE THROWS MADE	3	FLORIDA (01/15/15)
	12	AUBURN (01/08/15)
FREE THROW ATTEMPTS	9	FLORIDA (01/15/15)
	18	OLE MISS (01/04/15)
FREE THROW PERCENTAGE	.333 (3-9)	FLORIDA (01/15/15)
	.571 (12-21)	AUBURN (01/08/15)
REBOUNDS	39	OLE MISS (01/04/15)
	39	FLORIDA (01/15/15)
ASSISTS	9	OLE MISS (01/04/15)
	12	at #1/1 South Carolina (01/11/15)
	12	FLORIDA (01/15/15)
STEALS	3	at #1/1 South Carolina (01/11/15)
	4	AUBURN (01/08/15)
BLOCKED SHOTS	3	at Alabama (01/02/15)
	4	FLORIDA (01/15/15)
TURNOVERS	16	at #1/1 South Carolina (01/11/15)
	20	OLE MISS (01/04/15)
FOULS	13	at #1/1 South Carolina (01/11/15)
	18	at Alabama (01/02/15)



THE STAT CREW SYSTEM
#10/11 Kentucky Player High/Low Analysis (as of Jan 15, 2015)
Conference games



#10/11 Kentucky - INDIVIDUAL GAME HIGHS

Points	21	Jennings, Alexis at Alabama (01/02/15)
	20	Epps, Makayla vs Florida (01/15/15)
	17	O'Neill, Jennifer vs Auburn (01/08/15)
	17	Thompson, Janee vs Ole Miss (01/04/15)
	15	Harper, Linnae vs Auburn (01/08/15)
Field Goals Made	9	Jennings, Alexis at Alabama (01/02/15)
	7	Harper, Linnae vs Florida (01/15/15)
	7	Harper, Linnae vs Auburn (01/08/15)
Field Goal Att.	17	Epps, Makayla vs Ole Miss (01/04/15)
	16	Harper, Linnae vs Ole Miss (01/04/15)
FG Pct (min 5 made)	.643 (9-14)	Jennings, Alexis at Alabama (01/02/15)
	.600 (6-10)	Epps, Makayla vs Florida (01/15/15)
3-Point FG Made	5	O'Neill, Jennifer vs Auburn (01/08/15)
	2	O'Neill, Jennifer vs Florida (01/15/15)
	2	O'Neill, Jennifer vs Ole Miss (01/04/15)
	2	Goodin-Rogers, Kyvin at Alabama (01/02/15)
	2	O'Neill, Jennifer at Alabama (01/02/15)
	2	Thompson, Janee at Alabama (01/02/15)
3-Point FG Att.	11	O'Neill, Jennifer vs Auburn (01/08/15)
	7	O'Neill, Jennifer vs Florida (01/15/15)
3-Pt FG Pct (min 2 made)	1.000 (2-2)	Goodin-Rogers, Kyvin at Alabama (01/02/15)
	.500 (2-4)	O'Neill, Jennifer vs Ole Miss (01/04/15)
	.500 (2-4)	Thompson, Janee at Alabama (01/02/15)
Free Throws Made	9	Thompson, Janee vs Ole Miss (01/04/15)
	8	Epps, Makayla vs Florida (01/15/15)
Free Throw Att.	11	Thompson, Janee vs Ole Miss (01/04/15)
	9	Bishop, Azia vs Auburn (01/08/15)
FT Pct (min 3 made)	1.000 (8-8)	Epps, Makayla vs Florida (01/15/15)
	1.000 (6-6)	Epps, Makayla vs Ole Miss (01/04/15)
Rebounds	14	Harper, Linnae vs Ole Miss (01/04/15)
	10	Bishop, Azia vs Auburn (01/08/15)
Assists	10	Thompson, Janee at Alabama (01/02/15)
	6	Epps, Makayla vs Auburn (01/08/15)
	6	Harper, Linnae vs Florida (01/15/15)
	4	Bishop, Azia vs Auburn (01/08/15)
Blocked Shots	4	Harper, Linnae vs Ole Miss (01/04/15)
	4	Harper, Linnae at Alabama (01/02/15)
	5	Bishop, Azia vs Auburn (01/08/15)
	3	Bishop, Azia at #1/1 South Carolina (01/11/15)
Turnovers	5	Harper, Linnae vs Ole Miss (01/04/15)
	4	O'Neill, Jennifer vs Florida (01/15/15)
	4	Thompson, Janee vs Auburn (01/08/15)
	4	Thompson, Janee vs Ole Miss (01/04/15)
	4	Bishop, Azia at Alabama (01/02/15)
	4	Harper, Linnae at Alabama (01/02/15)
Fouls	5	Jennings, Alexis vs Ole Miss (01/04/15)
	4	Jennings, Alexis at #1/1 South Carolina (01/11/15)
	4	Bishop, Azia at #1/1 South Carolina (01/11/15)
	4	Harper, Linnae at #1/1 South Carolina (01/11/15)
	4	Rice, Alyssa at #1/1 South Carolina (01/11/15)
	4	Rice, Alyssa vs Auburn (01/08/15)
	4	Rice, Alyssa at Alabama (01/02/15)
	4	Bishop, Azia at Alabama (01/02/15)



THE STAT CREW SYSTEM
#10/11 Kentucky Opponent High/Low Analysis (as of Jan 15, 2015)
Conference games



OPPONENT INDIVIDUAL GAME HIGHS

Points	23	Tra'Cee Tanner vs Auburn (01/08/15)
	21	Faleru,Tia vs Ole Miss (01/04/15)
	19	MITCHELL, Tiffany at #1/1 South Carolina (01/11/15)
	18	Cook, Hannah at Alabama (01/02/15)
	13	Williams, Ashley at Alabama (01/02/15)
Field Goals Made	9	Tra'Cee Tanner vs Auburn (01/08/15)
	8	Faleru,Tia vs Ole Miss (01/04/15)
Field Goal Att.	18	Faleru,Tia vs Ole Miss (01/04/15)
	16	Tra'Cee Tanner vs Auburn (01/08/15)
FG Pct (min 5 made)	.600 (6-10)	Williams, Ashley at Alabama (01/02/15)
	.563 (9-16)	Tra'Cee Tanner vs Auburn (01/08/15)
3-Point FG Made	3	Peoples,Cassie vs Florida (01/15/15)
	3	SESSIONS, Khadijah at #1/1 South Carolina (01/11/15)
	3	Cook, Hannah at Alabama (01/02/15)
3-Point FG Att.	8	Peoples,Cassie vs Florida (01/15/15)
	7	Cook, Hannah at Alabama (01/02/15)
3-Pt FG Pct (min 2 made)	.500 (3-6)	SESSIONS, Khadijah at #1/1 South Carolina (01/11/15)
	.429 (3-7)	Cook, Hannah at Alabama (01/02/15)
Free Throws Made	11	MITCHELL, Tiffany at #1/1 South Carolina (01/11/15)
	7	Middlebrook, Karyla at Alabama (01/02/15)
Free Throw Att.	12	MITCHELL, Tiffany at #1/1 South Carolina (01/11/15)
	10	Middlebrook, Karyla at Alabama (01/02/15)
FT Pct (min 3 made)	1.000 (4-4)	Joseph,Shequila vs Ole Miss (01/04/15)
	1.000 (4-4)	Hayes,A'Queen vs Ole Miss (01/04/15)
Rebounds	14	Hegstetter, Nikki at Alabama (01/02/15)
	13	Faleru,Tia vs Ole Miss (01/04/15)
Assists	5	Peoples,Cassie vs Florida (01/15/15)
	5	Neydja Petithomme vs Auburn (01/08/15)
	5	Middlebrook, Karyla at Alabama (01/02/15)
Steals	3	Peoples,Cassie vs Florida (01/15/15)
	3	Hayes,A'Queen vs Ole Miss (01/04/15)
	3	Faleru,Tia vs Ole Miss (01/04/15)
	3	Knight, Meoshonti at Alabama (01/02/15)
Blocked Shots	5	Hasina Muhammad vs Auburn (01/08/15)
	3	WELCH, Aleighsa at #1/1 South Carolina (01/11/15)
	3	WILSON, A'ja at #1/1 South Carolina (01/11/15)
	3	Tra'Cee Tanner vs Auburn (01/08/15)
	3	Joseph,Shequila vs Ole Miss (01/04/15)
	3	Faleru,Tia vs Ole Miss (01/04/15)
Turnovers	7	Peoples,Cassie vs Florida (01/15/15)
	7	Middlebrook, Karyla at Alabama (01/02/15)
Fouls	5	Cabriana Capers vs Auburn (01/08/15)
	5	Mccray,Danielle vs Ole Miss (01/04/15)
	5	Sessom,Shandricka vs Ole Miss (01/04/15)
	5	Cook, Hannah at Alabama (01/02/15)