



GEORGIA BASKETBALL

2013-14 UPDATE

Tim Hix, Associate Director, UGA Sports Communications • Office: (706) 542-1621 • Cell: (706) 540-7487
Email: thix@sports.uga.edu • Twitter: @UGABasketball, @UGAAthletics • Facebook.com/georgiabulldogs • www.georgiadogs.com

2013-14 Schedule / Results

Date	Opponent	TV	Tipoff
N4	Georgia 81, UNC-Pembroke 69 (Exh.)		
N8	Georgia 72, Wofford 52		
N15	Georgia Tech 80, Georgia 71		
N21	Davidson 94, Georgia 82*		
N22	Temple 83, Georgia 81*		
N24	Nebraska 73, Georgia 65		
N29	Georgia 71, Appalachian State 53		
D2	Georgia 87, Chattanooga 56		
D14	Georgia 84, Lipscomb 75		
D19	Georgia 58, Gardner-Webb 49		
D21	Georgia 65, Western Carolina 63		
D28	#21 Colorado 84, Georgia 70		
J/3	George Washington 73, Georgia 55		
J8	Georgia 70, #21 Missouri 64 (OT)		
J11	Georgia 66, Alabama 58		
J14	#7 Florida 72, Georgia 50		
J18	Georgia 66, Arkansas 61 (OT)		
J22	Georgia 97, South Carolina 76		
J25	at Kentucky	SECTV	1:30 p.m.
J29	Vanderbilt	CSS	7:00 p.m.
F1	at Auburn	SECTV	1:30 p.m.
F6	LSU	ESPN/2	7:00 p.m.
F8	Texas A&M	CSS	8:00 p.m.
F12	at Miss. State	FSN	9:00 p.m.
F15	Ole Miss	FSN	4:00 p.m.
F18	at Tennessee	ESPNU	9:00 p.m.
F22	at South Carolina	SECTV	1:30 p.m.
F25	Missouri	ESPNU	9:00 p.m.
M1	at Arkansas	SECTV	4:00 p.m.
M5	Miss. State	CSS	7:00 p.m.
M8	at LSU	FSN	5:00 p.m.
M12	SEC Tournament&	TBA	TBA

*Charleston Classic -- Charleston, S.C.
&SEC Tournament - Atlanta, Ga.
All Times Eastern

GAME 18: Georgia (10-7, 4-1) at #14 Kentucky (14-4, 4-1)

1:45 p.m. (EST) • Saturday, Jan. 25, 2014 • Lexington, Ky.

TELEVISION: Telecast on SEC TV (Joe Davis and Joe Dean, Jr.)

ALSO AVAILABLE On ESPN3 at: <http://es.pn/MBK-UGAysUK>

GEORGIA RADIO: Bulldog Sports Network by IMG: Scott Howard (Play-by-Play), Chuck Dowdle (Color)

Local stations: In Atlanta: WSB (750 AM) & WSBB (95.5 FM). In Athens: WRFC (AM 960).

SATELLITE RADIO: Sirius Ch. 113 / XM Ch. 199

ON THE INTERNET For up-to-date information, log on to: <http://www.georgiadogs.com>

Online radio broadcasts of Georgia games can be found on the Georgiadogs GTV web site (subscription required).

About this game...

• Georgia makes its first trip to Kentucky in almost two years when the Bulldogs meet UK in a Saturday afternoon contest. It will be the only regular-season matchup between these two programs in 2014. Kentucky does not visit Athens for the first time since the 1963 season.

• Georgia arrives at this game with a 10-7 overall record, a 4-1 mark in SEC games. Most recently, the Bulldogs defeated South Carolina 97-76 in Athens three nights ago. The victory was Georgia's most lopsided in SEC play since 2012 and it was the program's highest scoring total in a conference game since 2011. Several other milestones, all related to the steady stream of fouls called, were within reach in this game. Georgia tied a school record with 50 free-throw attempts. The combined 86 attempts were the most in a Georgia game since a 1997 contest with Kentucky (90 att.). The combined 59 fouls were the most since a UGA-Auburn game from 2007.

• Individually, Georgia got a career-best 22 points from junior forward Nemi Djuricic that included 3-of-3 shooting from 3-point range. Those were his first treys since making four of five in the SEC opener at Missouri back on Jan. 8. Marcus Thornton continued his emergence as a frontcourt leader for this team with 12 points and seven boards in just 21 minutes of work. He now leads Georgia in rebounding and is fourth in the SEC during the 5-game league schedule.

• Saturday's matchup will be the 142nd meeting between the two schools. Kentucky owns a 115-26 lead in the series. The only meeting last season produced a 72-62 Georgia victory, played on March 7 in Athens.

• Georgia is wrapping up what has turned out to be the most challenging portion of its 2014 schedule. The Bulldogs have played six RPI Top 100 opponents in their past eight games. The difficulty of its recent schedule, combined with wins over three of those Top 100 teams, caused Georgia's own RPI rating to jump over 130 spots in the past month.

2013-14 BULLDOGS AT A GLANCE

Possible Starters...

No.	Name	Pos.	Ht.	Wt.	Cl.	PPG	RPG	Hometown	Worth Noting...
2	Marcus Thornton**	F	6-8	235	RJr.	7.5	5.6	Atlanta, Ga.	Off-injured veteran playing career-best basketball in recent weeks.
15	Donte' Williams***	F	6-9	225	Sr.	5.9	5.5	Ellenwood, Ga.	76 career starts. Team's top shot blocker and No. 2 rebounder.
31	Brandon Morris*	F	6-7	215	So.	9.0	3.8	Lithonia, Ga.	Double-figure scorer in five of the Bulldogs' past nine games.
4	Charles Mann*	G	6-5	210	So.	13.1	2.9a	Alpharetta, Ga.	Dogs' most indispensable player leads in team in pts., asts, minutes.
12	Kenny Gaines*	G	6-3	195	So.	12.0	2.5	Atlanta, Ga.	Double-figure scorer in 4 of 5 SEC games; career-high 22 pts. vs. Alabama.

Off the Bench...

3	Juwan Parker	G	6-4	200	Fr.	5.0	3.8	Tulsa, Okla.	Led team with a season-high 13 points in loss at Florida on Jan. 14.
5	Tim Dixon**	F/C	6-10	230	Jr.	1.0	1.3	Columbus, Ga.	Contributed three points and three rebounds in 8 minutes vs. Arkansas.
10	Taylor Echols	G	6-1	160	Jr.	2.2	0.7	McDonough, Ga.	2nd-year walk-on has become capable backup at PG.
11	Cameron Forte	F	6-7	220	So.	4.5	2.8	Tempe, Ariz.	Started 7 games this season; team-high pts. (14) and rebs. (8) vs. GWU.
14	Brandon Young	G	5-10	160	Fr.	0.0	0.0	Atlanta, Ga.	Non-scholarship player in his first season.
20	Dusan Langura	G	6-4	215	Fr.	---	---	Romont, Switzerland	Walk-on redshirting in 2013-14 while mending injured knee.
24	Houston Kessler	F	6-8	225	RFr.	0.0	0.7	Newnan, Ga.	Redshirted in 2013; Father Chad played at UGA 1984-87.
25	Kenny Paul Geno	F	6-6	200	Fr.	0.9	0.8	Booneville, Miss.	Freshman expected to back up the wing position.
30	J.J. Frazier	G	5-10	150	Fr.	2.3	0.9	Glennville, Ga.	Recently emerged as valuable member of Dogs' backcourt rotation.
41	John Cannon**	C	6-10	240	So.	2.3	1.3	Burnsville, N.C.	Valuable backup in frontcourt offers size and scoring ability.
42	Nemanja Djuricic**	F	6-8	230	So.	10.5	4.1	Podgorica, Montenegro	Career-high 22 pts. vs. USC on Wed.; Dogs' top 3-pt. shooter at 53.7%

*Denotes letters earned

Head Coach: Mark Fox (E. New Mexico '91). Assistant Coaches: Philip Pearson (Alabama '93), Stacey Palmore (Livingstone '93), Jonas Hayes (Georgia '04)

Dir. of Basketball Operations: Kent Davison (Sterling '72). Operations Coordinator: Byron Samuels (UNC-Asheville '86). Graduate Assistant: Matt Bucklin (Georgia '12)



Covering Georgia Basketball

• Interviews

• Interview opportunities for players and Coach Fox will be on pre-determined dates and times during the season. As much advance notice as possible will be given before these dates. These opportunities will take place before the team's daily practices, which generally start at 3:00 p.m. on weekdays. Media are encouraged to arrange interviews in advance with Tim Hix of the Sports Information Office.

• Locker, training and weight rooms are open only to coaches, players and support staff.

• Practices

• Practices will be CLOSED to the media this season. However, television and still photographers will be able to shoot the FIRST 15 MINUTES of each practice. During this 15-minute period, all photographers are asked to remain in the baseline areas normally reserved for shooting in a game.

• Post-Game Interviews

• After a brief "cooling-off" period, Coach Fox and requested players will be available in the theater-type Conference Room, located through Portal #2. Coach Fox will answer questions first before proceeding to his post-game radio show. Requested players will follow in the Conference Room.

• Video Highlights & Interviews

The Georgia Sports Communications Office will provide game highlights and interviews via FTP server for all non-televised home games. TV stations wishing to obtain these weekly features should contact the Sports Comm. office for the appropriate access information.

• SEC Coaches' Teleconference

Coach Fox will participate in the weekly SEC Coaches' teleconference, beginning in January, at 11:21 a.m. (EST). Media wishing to join the Monday/Thursday teleconference should contact the SEC office for the appropriate phone number.

• On the Internet

Up-to-the-minute information and breaking news on Georgia basketball can be found online at a number of different sources:

Website

www.georgiadogs.com

Facebook

www.facebook.com/georgiabulldogs

also: Georgia Dawgs Hoops

Twitter

@UGABasketball @CoachMarkFox
@UGAAthletics

• Live In-Game Statistics

Media wishing to obtain a running statistical account of each home game can log onto the following website:

uga.statbroadcast.com

About Kentucky (14-4 overall, 4-1 in SEC games)

Head Coach: John Calipari

Record at Kentucky / Years: 582-170 / 22nd season

Overall Record / Years: 137-30 / 5th season

Assistant Coaches: Orlando Antigua, John Robic, Kenny Payne

PROBABLE STARTERS

Pos.	No.	Name	Ht.	Wt.	Cl.	Hometown	PPG	RPG
F -	15	Willie Cauley-Stein	7-0	244	So.	Olathe, Kan.	8.0	7.0
F -	30	Julius Randle	6-9	250	Fr.	Dallas, Texas	16.7	10.6
F -	1	James Young	6-6	215	Fr.	Rochester Hill, Mich.	14.3	4.5
G -	2	Aaron Harrison	6-6	218	Fr.	Richmond, Texas	13.7	3.1
G -	5	Andrew Harrison	6-6	215	Fr.	Richmond, Texas	11.3	3.5a

Georgia vs. Kentucky

• Saturday's game is the 142nd all-time meeting between these two schools in basketball. Kentucky leads the series, as it does against all of its longtime SEC brethren, by a lopsided count: 115-26.

• Though Georgia has defeated Kentucky just 26 times ever, nine of those wins have come in the past 12 years.

• A geographical breakdown of the series follows:

Games in Athens: UK leads 40-17

Games in Lexington: UK leads 56-5

Neutral-Court Games: UK leads 8-3

SEC Tournament Games: UK leads 5-1

UK has also won single games in Baton Rouge; Columbus, Ga.; Knoxville; Memphis; Nashville and Owensboro, Ky.

Noteworthy

• Georgia's win Wednesday over South Carolina improved its SEC record to 4-1 for the first time since the 2002 season. That year, the Bulldogs eventually tied for the Eastern Division title and earned the East's No. 1 seed at the SEC Tournament. A victory in Lexington today would push the record to 5-1 for the first time since 2001. Those two seasons (2001-02) were the last time Georgia played in consecutive NCAA Tournaments.

• These most recent games have seen Georgia's rotation come into much sharper focus. The Bulldogs did not have a single player averaging 30 minutes through the pre-conference slate. Charles Mann and backcourt mate Kenny Gaines are currently averaging over 32 minutes in SEC play. Additionally, fellow starters Marcus Thornton and Brandon Morris both recorded career highs in minutes played last Saturday against Arkansas.

• Charles Mann's knack for frequent trips to the free-throw line is no secret. As a freshman last season, he had the fifth most free-throw attempts of any SEC player (170). In the Alabama game Jan. 11, when he went 13 of 18 from the line, his 18 tries were the most by a Georgia player in 10 years and the fourth most in UGA history.

• Much has been made of the new enforcement of existing rules, as well as new rules, this season. Thus far, as all participants adjust to these changes, the volume of called fouls rose in the beginning but has leveled off recently. There has been an average of 41 fouls called in each of Georgia's games thus far this season, compared to 36 fouls per game last season.

• As the SEC schedule began, the Bulldogs ranked among the top 50 nationally in field-goal percentage, with seven games of at least 50 percent shooting. However, they began this week ranking 143rd in the NCAA. The South Carolina game Wednesday stopped a string of three season-low field-goal percentages for Georgia.

• Perhaps no statistic has had a greater effect on Georgia's fate this season than in rebounding. Simply stated, when the Bulldogs have outrebounded their opponent, they've won. When they haven't, they've lost. In Georgia's 10 wins, the Bulldogs have compiled a +12.1 rebounding margin, most recently a +12 margin vs. South Carolina. Their rebounding margin in seven losses is -4.1.

• Additional findings in the wins vs. losses:

> Kenny Gaines is Georgia's leading scorer in its 10 wins (12.6 ppg). Charles Mann, UGA's leading scorer overall, leads Georgia in its seven losses (15.2 ppg) but has only the No. 2 average in its 10 wins (11.4 ppg)

> Not surprisingly, Georgia wins the free throw-shooting competition when it wins the game. The Bulldogs have outscored their opponents by an average of 21-14 in their 10 wins.

Conversely, their opponents have won that battle by a 22-15 in Georgia's seven losses. In addition, their opponents have shot over 79 percent from the line in those seven games.

• Georgia began this season amidst low expectations...externally, anyway. The Bulldogs were picked by the media that cover SEC basketball to finish 11th in the 14-team league, ahead of only South Carolina, Mississippi State and Auburn. Kentucky, Florida and Tennessee were picked 1-2-3 in the same poll. Additionally, no Bulldogs were selected to the 16-player pre-season All-SEC lists.



Front Row (L-R): Juwan Parker, Dusan Langura, J.J. Frazier, Charles Mann, Kenny Gaines, Taylor Echols, Kenny Paul Geno and Brandon Young. **Back Row:** Nemanja Djurisc, Houston Kessler, Tim Dixon, John Cannon, Donte' Williams, Marcus Thornton, Brandon Morris and Cameron Forte.

Georgia Bulldogs 2013-14 Roster

No.	Name	Pos.	Ht.	Wt.	Cl.-Exp.	Hometown (High School)
2	Marcus Thornton	F	6-8	235	RJr.-2L	Atlanta, Ga. (Westlake)
3	Juwan Parker	G	6-4	200	Fr.-HS	Tulsa, Okla. (Booker T. Washington)
4	Charles Mann	G	6-5	210	So.-1L	Alpharetta, Ga. (Milton)
5	Tim Dixon	F	6-10	230	Jr.-2L	Columbus, Ga. (Oldsmar, Fla., Christ.)
10	Taylor Echols	G	6-1	160	Jr.-1L	McDonough, Ga. (Eagles Landing Christ.)
11	Cameron Forte	F	6-7	220	So.-Tr.	Tempe, Ariz. (Howard Coll./McClintock HS)
12	Kenny Gaines	G	6-3	195	So.-1L	Atlanta, Ga. (Whitefield Academy)
14	Brandon Young	G	5-10	160	Fr.-HS	Atlanta, Ga. (Marist School)
15	Donte' Williams	F	6-9	225	Sr.-3L	Ellenwood, Ga. (Miller Grove)
20	Dusan Langura	G	6-4	215	Fr.-HS	Romont, Switzerland (Furtah, Ga., Prep)
24	Houston Kessler	F	6-8	225	RFr.-SQ	Newnan, Ga. (Landmark Christian)
25	Kenny Paul Geno	F	6-6	200	Fr.-HS	Booneville, Miss. (Booneville)
30	J.J. Frazier	G	5-10	150	Fr.-HS	Glennville, Ga. (Faith Baptist Christian)
31	Brandon Morris	F	6-7	215	So.-1L	Lithonia, Ga. (Miller Grove)
41	John Cannon	C	6-10	240	Jr.-2L	Burnsville, N.C. (Mountain Heritage)
42	Nemanja Djurisc	F	6-8	230	Jr.-2L	Podgorica, Montenegro (South Kent, Conn.)

Basketball Staff

Head Coach: Mark Fox (E. New Mexico '91)

Record at UGA / Years: 75-70 / 5th season

Overall Record / Years: 198-113 / 10th season

Assistant Coach: Philip Pearson (Alabama '93)

Assistant Coach: Stacey Palmore (Livingstone '93)

Assistant Coach: Jonas Hayes (Georgia '04)

Director of Basketball Operations: Kent Davison (Sterling '72)

Operations Coordinator: Byron Samuels (UNC-Asheville '86)

Graduate Assistant: Matt Bucklin (Georgia '12)

Strength & Conditioning Coach: Sean Hayes (Springfield '96)

Basketball Trainer: Jarrett Schweim (Florida '06)

Pronunciations

Donte' Williams = DON - tay

Nemanja Djurisc = ni - MAHN - ya

Kenny Paul Geno = JEE - no

Cameron Forte = FOR - tay

Juwan Parker = JYOO - wahn



Georgia Quick Facts

General Information

Location: Athens, Georgia

Founded: 1785

Enrollment: 34,180

Nickname: Bulldogs

Conference: Southeastern

Colors: Red and Black

Home Court: Stegeman Coliseum (Cap.: 10,523)

President: Jere W. Morehead (UGA JD '80)

Faculty Chairman: Prof. David Shipley (Oberlin '72)

J. Reid Parker Athletic Director: Greg McGarity (Georgia '76)

Basketball Information

Head Coach:

Mark Fox (E. New Mexico '91)

Coaching Record:

at Nevada (2005-09) 123-43 (.741)

at Georgia (5th season) 75-70 (.517)

Totals (10th season) 198-113 (.637)

Assistant Coaches:

Philip Pearson (Alabama '93)

Stacey Palmore (Livingstone '93)

Jonas Hayes (Georgia '04)

Director of Basketball Operations:

Kent Davison (Sterling '72)

Operations Coordinator:

Byron Samuels (UNC-Asheville '86)

Graduate Assistant:

Matt Bucklin (Georgia '12)

Basketball Trainer:

Jarrett Schweim (Florida '06)

Strength & Conditioning Coach:

Sean Hayes (Springfield '96)

Basketball Secretary:

Pam Gauld

Basketball Office Telephone:

(706) 542-1432

Historical Information

First Season: 1905-06

All-Time Record: 1273-1213

All-Time Stegeman Coliseum Record: 456-217 (.677)

20-victory seasons: 11 (1931, 1940, 1983, 1985, 1988, 1990, 1996, 1997, 1998, 2002, 2011)

1932 Southern Conference

Conference Championships: 5

1932 Southern Conference

1983 SEC Tournament

1990 SEC Regular-Season

2002 SEC Eastern Division Co-Champ.#

2008 SEC Tournament

NCAA Tournament Appearances: 11

1983, 1985#, 1987, 1990, 1991, 1996, 1997, 2001, 2002#, 2008, 2011

NCAA Final Four Appearances: 1 (1983)

NIT Appearances: 11

1981, 1982, 1984, 1986, 1988, 1992, 1995, 1998, 1999, 2004, 2007

NIT Final Four Appearances: 2 (1982, 1998)

#Appearances later vacated because of NCAA sanctions.

**UGA VS. KENTUCKY
THE LAST TIME****Georgia 72, Kentucky 62
Mar. 7, 2013 - Athens, Ga.****Game Summary**

For the first time this season, Georgia scored 70-plus points in two consecutive games, beating Kentucky on Senior Night at Stegeman Coliseum.

Kentucky raced out to a quick start, but Georgia reeled the Wildcats in, taking the lead--for good--with nine minutes remaining in the first half.

Georgia led by six with five minutes left in the half, but Kentucky went on an 8-3 run to cut the lead to just one. **Sherrard Brantley** hit a three from the top of the key, and **Kentavious Caldwell-Pope**, who picked up his sixth career double-double, connected on a three-pointer at the buzzer to give Georgia a 31-26 lead at the break.

In the second half, three different players scored during a 7-0 to increase the Georgia lead to 44-34. The run was capped off by an alley-oop slam to **Donte' Williams**. The Wildcats fought back behind the efforts of **Willie Cauley-Stein**, who picked up a double-double (10pts/11rebs), to get within three with seven minutes left. However, the Bulldogs responded with an insurmountable 12-0 run to take a 62-47 lead with under four minutes remaining.

The Bulldogs secured the victory from the free throw line, shooting 11-of-13 in the final 4:30 of the game. For the game, the Bulldogs shot 27-34 from the charity stripe.

Team / Individual Notes

This game marked the last home game for seniors Vincent Williams, John Florveus and Sherrard Brantley...The win marked the first time that Georgia defeated Kentucky by 10 or more points since 1990....It was the first time this season that Georgia has scored 70+ points in back-to-back games.

Kentucky (20-11, 11-6)

Player	FGs	3-PT.	FTs	R	PF	A	PTSMIN
Cauley-Stein	5-9	0-0	0-3	11	2	2	10 33
Poythress	1-3	0-1	2-3	4	5	3	4 19
Goodwin	7-15	3-6	3-6	6	5	0	20 31
Harrow	4-12	1-4	2-2	4	5	0	11 25
Mays	0-4	0-2	0-0	2	2	1	0 38
Hood	1-1	0-0	2-2	3	1	0	4 7
Polson	0-2	0-2	1-2	4	4	1	1 18
Lanter	0-0	0-0	0-0	0	0	0	0 0+
Wiltjer	5-16	2-11	0-0	4	2	1	12 29
TOTALS	23-62	6-26	10-18	42	26	8	62 200

Georgia (15-15, 9-8)

Player	FGs	3-PT.	FTs	R	PF	A	PTSMIN
D. Williams	1-4	0-0	8-8	8	3	0	10 21
Florveus	1-5	0-0	0-2	1	3	2	2 13
Caldwell-Pope	6-19	2-7	10-11	10	0	1	24 33
V. Williams	2-4	1-1	3-5	2	0	3	8 18
Brantley	2-3	2-3	0-0	1	0	0	6 21
Mann	1-4	0-0	3-3	3	1	4	5 22
Dixon	0-0	0-0	0-0	2	0	0	0 15
Echols	0-0	0-0	0-0	0	1	0	0 0+
Gaines	0-2	0-1	3-4	2	3	1	3 15
Morris	1-2	0-0	0-1	3	4	1	2 10
Cannon	0-0	0-0	0-0	0	0	0	0 0+
Djurisic	5-9	2-3	0-0	6	1	1	12 32
TOTALS	19-52	7-15	27-34	40	16	13	72 200

Halftime: Georgia 31, Kentucky 26. **FG Pct:** Georgia .365, Kentucky .371. **3-Point FG Pct:** Georgia .467, Kentucky .231. **FT Pct:** Georgia .794, Kentucky .556. **Turnovers:** Georgia 10 (Mann 3), Kentucky 10 (Cauley-Stein 4). **Blocks:** Georgia 5 (D. Williams 3), Kentucky 2 (Cauley-Stein 2). **Technical:** None. **Officials:** Burr, Stephens, Ayers. **Att.** - 10062

2013-14 MISCELLANEOUS NUMBERS**Starting Lineups**

Record (Games)	1	2	3	4	5
1-0 (Wofford)	Mann	Gaines	Djurisic	Thornton	Williams
0-1 (Ga. Tech)	Mann	Gaines	Forte	Djurisic	Williams
3-3 (Davidson, Temple, Nebraska, ASU, Chatt.)	Mann	Gaines	Forte	Thornton	Williams
1-0 (Lipscomb)	Morris	Gaines	Djurisic	Thornton	Williams
1-0 (Gardner-Webb)	Echols	Gaines	Parker	Thornton	Williams
1-0 (W. Car.)	Mann	Gaines	Parker	Thornton	Williams
4-2 (Colorado, Geo. Wash., Missouri, Florida, Ark., SC)	Mann	Gaines	Morris	Thornton	Williams

Finishing Lineups

Rec. (Games)	1	2	3	4	5
1-0 (Wofford)	Young	Frazier	Geno	Kessler	Cannon
0-1 (Ga. Tech)	Mann	Gaines	Djurisic	Thornton	Williams
0-1 (Davidson)	Mann	Gaines	Parker	Djurisic	Cannon
2-2 (Temple, Nebraska, Missouri, Alabama)	Mann	Gaines	Morris	Thornton	Williams
1-0 (App. State)	Young	Echols	Geno	Kessler	Cannon
1-0 (Chattanooga)	Young	Echols	Geno	Kessler	Dixon
1-0 (Lipscomb)	Young	Echols	Gaines	Morris	Thornton
1-0 (Gardner-Webb)	Mann	Gaines	Parker	Morris	Williams
1-0 (W. Carolina)	Mann	Gaines	Parker	Djurisic	Williams
0-1 (Colorado)	Mann	Gaines	Parker	Djurisic	Thornton
0-1 (George Washington)	Frazier	Parker	Forte	Kessler	Dixon
0-1 (Florida)	Frazier	Parker	Geno	Kessler	Cannon
1-0 (Arkansas)	Mann	Gaines	Morris	Djurisic	Thornton
1-0 (South Carolina)	Young	Frazier	Echols	Geno	Kessler

Player**Dunks****FT Shooting****Last 5 Min./OT**

2 - Marcus Thornton	3	6x12, .500
3 - Juwan Parker	1	10x12, .833
4 - Charles Mann	1	22x36, .611
5 - Tim Dixon	---	2x2, 1.000
10 - Taylor Echols	---	0x2, .000
11 - Cameron Forte	2	---
12 - Kenny Gaines	6	16x19, .842
14 - Brandon Young	---	---
15 - Donte' Williams	10	4x6, .667
24 - Houston Kessler	---	---
25 - Kenny Paul Geno	---	---
30 - J.J. Frazier	---	5x7, .714
31 - Brandon Morris	5	15x23, .652
41 - John Cannon	---	---
42 - Nemi Djurisic	4	5x8, .625
TOTALS	32	.87x129, .674

	OVERALL	SEC		OVERALL	SEC
Leading at the half:	8-0	3-0	Playing at Stegeman Coliseum:	9-1	3-0
Trailing at the half (or tied):	2-7	1-1	Playing on the road:	1-3	1-1
Playing overtime:	2-0	2-0	Playing at a neutral site:	0-3	0-0
Shooting 50% or better:	5-3	1-0	Game is decided by 1-4 points:	1-1	0-0
Shooting less than 50%:	5-4	3-1	Game is decided by 5-10 points:	5-2	3-0
Opp. Shooting 50% or better:	0-1	0-0	Game is decided by >10 pts:	4-4	1-1
Opp. Shooting 50% or less:	10-6	4-1	Playing in the evening:	5-6	2-1
UGA outrebounds opponent:	10-0	4-0	Playing in the afternoon:	4-1	2-0
Opponent outrebounds UGA:	0-5	0-0	Playing in the morning:	1-0	0-0
Teams tied in rebounds:	0-2	0-1	Playing on television:	7-7	4-1
UGA shooting >70% FT:	3-3	2-1	One player in double figures:	0-0	0-0
UGA Bench outscores opp. bench:	9-3	3-1	2 players in double figures:	3-3	2-1
Scoring less than 50 points:	0-0	0-0	3 players in double figures:	4-1	0-0
Scoring 50-59 points:	1-2	0-1	4 or more players in double figs:	3-3	2-0
Scoring 60-69 points:	3-1	2-0	Against Georgia schools:	0-1	0-0
Scoring 70-79 points:	3-2	1-0	In November:	1-4	0-0
Scoring 80-89 points:	2-2	0-0	In December:	5-1	0-0
Scoring 90-99 points:	1-0	1-0	In January:	4-2	4-1
Scoring more than 100 points:	0-0	0-0	In February:	0-0	0-0
Allowing less than 50 points:	1-0	0-0	In March:	0-0	0-0
Allowing 50-59 points:	4-0	1-0	On Sunday:	0-1	0-0
Allowing 60-69 points:	3-0	2-0	On Monday:	1-0	0-0
Allowing 70-79 points:	2-3	1-1	On Tuesday:	0-1	0-1
Allowing 80-89 points:	0-4	0-0	On Wednesday:	2-0	2-0
Allowing 90-99 points:	0-1	0-0	On Thursday:	1-1	0-0
Allowing more than 100 points:	0-0	0-0	On Friday:	2-3	0-0
			On Saturday:	3-1	2-0

UGA's Largest Lead Overall:	+37 (54-17) vs. Chattanooga
UGA's Largest Halftime Lead	+30 (47-17) vs. Chattanooga
UGA's Largest First-Half Lead	+30 (47-17) vs. Chattanooga
UGA's Largest Second-Half Lead	+37 (54-17) vs. Chattanooga
UGA's Largest Deficit Overall	-31 (31-70) vs. Florida
UGA's Largest Halftime Deficit	-20 (16-36) vs. Florida
UGA's Largest First-Half Deficit	-20 (10-30) vs. Florida
UGA's Largest Second-Half Deficit	-31 (31-70) vs. Florida
UGA's Largest Deficit Overcome	-10 (34-44), 2nd half vs. Western Carolina
UGA's Largest Lead Given Up	+10 (15-5), 1st half vs. Temple
Consecutive Games with a 3-Point Field Goal	.370 (back to Feb. 2, 2002)
Opp. Consecutive Games with a 3-Point Field Goal	.36 (back to Jan. 4, 2013)

Specialty Stats - Per-Game Averages

	Pts.	Pts.	2nd Chance	Fast Brk.	Bench
	In Paint	Off Turns	Pts.	Pts.	Pts.
UGA	34.2	11.9	12.8	5.1	25.4
Opponents	25.9	13.3	10.2	4.4	19.4

**MARK FOX**

Head Coach
5th season at Georgia
10th season overall
Twitter: @coachmarkfox

FOX FACTS

Birthdate: January 13, 1969
Birthplace: Salina, Kansas
Hometown: Garden City, Kansas
Family: Wife – Cindy
Children: Parker (13), Olivia (11)

EDUCATION

- Garden City Community College (1987-89)
- Eastern New Mexico University (1990-91)
B.S. in Physical Education
- University of Kansas (1996)
M.S. Athletic Administration &
Sports Psychology

COACHING EXPERIENCE

- **1991-93** Univ. of Washington
Assistant Coach
- **1994-2000** Kansas State University
Assistant Coach
- **2000-04** University of Nevada
Associate Head Coach
- **2005-09** University of Nevada
Head Coach
- **2009-Present** University of Georgia
Head Coach

HEAD COACHING RECORD

Yr.	School	Rec.	Conf.	Post
2005	Nevada	25-7	16-2	NCAA
2006	Nevada	27-6	13-3	NCAA
2007	Nevada	29-5	14-2	NCAA
2008	Nevada	21-12	12-4	CBI
2009	Nevada	21-13	11-5	CBI
UNR TOTALS		123-43	66-16	
2010	Georgia	14-17	5-11	---
2011	Georgia	21-12	9-7	NCAA
2012	Georgia	15-17	5-11	
2013	Georgia	15-17	9-9	
2014	Georgia	10-7	4-1	
UGA TOTALS		75-70	32-39	
TOTALS		198-113	98-55	

COACHING HONORS

- **2005-07** Don Haskins Coach of the Year,
Western Athletic Conference

PLAYERS WITH NBA EXPERIENCE

- Luke Babbitt
- Nick Fazekas
- Armon Johnson
- Travis Leslie
- Rich Manning
- Kentavious Caldwell-Pope
- Kevinn Pinkney
- Mark Pope
- Ramon Sessions
- Kirk Snyder
- Trey Thompkins

UGA WINS OVER TOP 25 OPPONENTS

1/5/10	73-66 vs. #20 Georgia Tech
1/23/10	78-63 vs. #8 Tennessee
2/6/10	72-58 vs. #18 Vanderbilt
1/8/11	77-70 vs. #10 Kentucky
2/11/12	70-68 (OT) at #20 Miss. State
2/25/12	76-62 vs. #11 Florida
1/8/14	70-64 (OT) at #21 Missouri

UGA Numbers in the Mark Fox Era

Longest Winning Streak: 9 games (11/28/10 through 1/8/11)
Longest SEC Win Streak: 5 games: (1/26/13 - 2/9/13)
Longest Losing Streak: 4 games four times
Longest SEC Losing Streak: 4 games (1/21/12 - 2/05/12)
Most Points Scored in a Game: 98 vs. Ole Miss (76), 1/15/11
Most Points Scored in an SEC Game: same
Fewest Points Scored in a Game: 41 vs. Vanderbilt 3/9/12
Fewest Points Scored in an SEC Game: Same
Most Points Allowed in a Game: 104 by Florida (2OT game), 1/25/11
Most Points Allowed in an SEC Game: Same
Fewest Points Allowed in a Game: 38 by High Point (2010), ETSU (2012)
Fewest Points Allowed in an SEC Game: 46 by Texas A&M (2/9/13)
Largest Margin of Victory: +47 (85-38) vs. High Point, 12/21/10
Largest Margin of Victory in an SEC Game: +22 (98-76) vs. Ole Miss, 1/15/11; (86-64) vs. Miss. State, 1/22/11 & (81-59) vs. Arkansas, 2/8/12
Largest Margin of Defeat: -33 (44-77) vs. Florida, 1/9/13
Largest Margin of Defeat in an SEC Game: Same
Most Points Allowed in a Win: 86 vs. Winthrop, 12/27/11 (OT game)
Most Points Scored in a Loss: 94 vs. Vanderbilt, 2/25/10
Fewest Points Scored in a Win: 52 vs. Geo. Wash., 1/4/13; vs. TAMU (2/9/13)
Fewest Points Allowed in a Loss: 50 vs. LSU, 3/6/10
Largest Deficit Overcome in a Win: 14 (30-44) vs. St. Louis, 11/20/10
Largest Lead Given Up in a Loss: 17 points (34-17) vs. Vanderbilt, 2/27/13
Highest FG Percentage: 63.5% (33x52) vs. Ole Miss, 1/15/11
Highest FG Pct. in an SEC Game: same
Lowest FG Percentage: 32.1% (17x53) vs. Youngstown St. (11/12/12)
Lowest FG Pct. in an SEC Game: 25.0% (13x52) vs. Auburn, 2/1/12
Highest 3-Pt. FG Pct.: .692 (9x13) vs. Southern Cal, 12/17/11
Highest 3-Pt. FG Pct. in an SEC Game: .588 (10x17) vs. Missouri, 1/16/13
Most Assists: 26 vs. Ole Miss, 1/15/11
Most Assists in an SEC Game: same
Record in Home Games: 56-21
Record in Road Games: 13-35
Record in Neutral-Court Games: 6-14
Record in SEC Tournament Games: 3-4
Record in Overtime Games: 5-6
Record vs. Ranked Teams: 7-22

Comparative Team Statistics

	UGA	UK
Last 5 Games	4-1	4-1
RPI Rank	118	16
Sagarin Rating	127	19
PPG	71.2	79.7
Opp. PPG	68.6	66.2
Scoring Margin	+2.6	+13.5
Field Goal Pct.	.455	.472
Opp. FG Pct.	.403	.389
3-Point FG Pct.	.338	.311
Opp. 3-Point FG Pct.	.352	.298
Free Throw Pct.	.658	.672
Rebounds/Game	37.8	43.0
Opp. Rebounds/Game	32.4	31.3
Rebounding Margin	+5.4	+11.7
Assists/Game	10.4	12.4
Turnovers/Game	13.2	12.7
Turnover Margin	-2.2	-1.7
Assist/TO Ratio	0.8	1.0
Blocks/Game	5.1	6.7
Steals/Game	5.1	4.4

SEC Rankings

Includes Games Through Jan. 19

	UGA	UK
PPG	12th	11th
Opp. PPG	8th	12th
Scoring Margin	12th	14th
Field Goal Pct.	11th	14th
FG Pct. Defense	7th	12th
3-Point FG Pct.	12th	3rd
3-Point FG Pct. Defense	10th	3rd
Free Throw Pct.	12th	6th
Rebounds/Game	6th	11th
Opp. Rebounds/Game	6th	5th
Rebounding Margin	5th	7th
Assists/Game	14th	6th
Turnovers/Game	5th	14th
Turnover Margin	13th	9th
Assist/TO Ratio	14th	12th
Blocks/Game	5th	11th
Steals/Game	12th	8th

NCAA Rankings

(out of 351 D1 Teams)

Includes Games Through Jan. 19th

	UGA	UK
PPG	238th	29th
Opp. PPG	121st	90th
Scoring Margin	180th	24th
Field Goal Pct.	143rd	56th
Opp. FG Pct.	49th	27th
3-Point FG Pct.	*	261st
Opp. 3-Point FG Pct.	185th	37th
3-Point FGs/Game	336th	285th
Free Throw Pct.	293rd	245th
Rebounding Margin	51st	2nd
Assists/Game	333rd	214th
Turnovers/Game	226th	170th
Turnover Margin	305th	276th
Assist/TO Ratio	322nd	204th
Blocks/Game	42nd	7th
Steals/Game	291st	332nd
Personal Fouls/Game	123rd	147th

*Does not meet NCAA's minimum standard of 5.0 3FG/G



More Noteworthy

- Four Bulldogs this season have made their first starts at the Division 1 collegiate level: **Kenny Gaines**, **Cameron Forte**, **Juwan Parker** and **Taylor Echols**.

- One effect of not having **Kentavious Caldwell-Pope** on this year's team: last year, 30 percent of Georgia's total field goals were scored from 3-point range. This year, just 18 percent thus far have come from beyond the arc. Perhaps another way to view this difference: last season's Georgia team averaged scoring 22 points in the paint area. This season, that number thus far has risen to 34.2 points in the paint.

Most discussion involving KCP's absence has revolved around its effect on the Georgia offense. Little discussion has pertained to its effect on the Georgia defense, which this year has allowed its opponents a .403 overall field-goal percentage, .352 from 3-point range, compared to .388 and .329, respectively, with KCP in the lineup last season.

- On Dec. 28, when Colorado sank all 26 of its free-throw attempts, it marked the first time in almost 19 years a Bulldog opponent had shot 100 percent. Tennessee went 10x10 against Georgia on Feb. 11, 1995. That was 584 games ago. For Georgia, it's been 772 games since its last 100 percent shooting night...back to Jan. 14, 1989 vs. Vanderbilt (12x12).

- Georgia has now shot at least 50 percent from the field eight times this season. That equals the number of 50 percent shooting games over the previous two seasons combined.

Offense on the Uptick

- One thing is apparent through the early going this season: Georgia's offense appears to be measurably more effective than last season, even without its best scorer from 2013. In 12 of 17 games thus far, the Bulldogs have scored well over their seasonal average (60.8) of last season. The team's overall shooting percentage has also risen from 40.8 of last season to its current mark of 45.5.

Already, Georgia has shot over 50 percent from the field in eight games, more than twice as often as in all of 2012-13.

About the Schedule

- Conference expansion manifests itself in many strange ways, not the least of which occurs in scheduling. Georgia fans noticed this oddity most recently as their football team has traveled to Auburn in consecutive seasons.

This season their basketball team will experience one of the oddest quirks to its schedule in years. Kentucky will not travel to Athens for a game this season for the first time since the 1962-63 season. Same for Tennessee. For Florida, which also won't play a game in Athens this season, the last time it didn't play in Athens was in 1961-62. The Gators are the most frequent opponent

in UGA hoops history.

It took a World War to keep all three schools out of Athens together in the same season the last time. Not since the 1943-44 season -- when Georgia dotted its schedule with random groups like Lawson General Hospital and Robins Airfield -- has this phenomenon occurred.

Georgia and the SEC

Following are a few tidbits about Georgia's history in the SEC:

- Georgia's all-time record in SEC games, covering 80 years, is 502-733 (.406). That ranks 10th of 12 SEC members (excluding Missouri and Texas A&M).

- Georgia can claim one SEC regular-season championship (1990), one regular-season divisional title (2002) and two SEC Tournament crowns (1983, 2008).

- Georgia has had just two AP SEC Player of the Year: **Dominique Wilkins** in 1981 and **Kentavious Caldwell-Pope** last season. Other superlative post-season awards include Coaches' SEC Defensive Player of the Year (**Rashad Wright** in 2004), AP SEC Newcomer of the Year (**Jarvis Hayes** in 2002), and Scholar-Athlete of the Year (**Dave Bliss** in 2008).

- Wilkins was the first of four Georgia players to lead the SEC in scoring at season's end. He averaged a league-best 23.6 points per game in 1981. Others to follow him have been **Vern Fleming** (19.8 ppg in 1984), **Jumaine Jones** (18.8 ppg in 1999) and **Jarvis Hayes** (18.6 ppg in 2002).

- Georgia has an all-time SEC Tournament record of 40-51. The 2008 tourney marked the first time since 1997 that Georgia has reached the finals.

Staff Changes for 2014

For the first time of his 4+ seasons in Athens, head coach **Mark Fox** made changes to his immediate coaching staff. Three-year UGA letterman (2002-04) **Jonas Hayes** was promoted from Operations Coordinator to Assistant Coach. A native Atlantan, Hayes returned to UGA in 2012 after serving as an Assistant Coach at Belmont Abbey in North Carolina for five seasons. He had also assisted the programs at South Carolina State, Morehouse and his alma mater, Douglass High School, after graduating from UGA in 2004.

Hayes, whose twin brother Jarvis continues to play professionally overseas, became the first Georgia basketball alumnus to hold a full-time assistant's position on the staff at his alma mater since **Mark Slonaker** assisted **Hugh Durham** from 1989-95.

To replace Hayes in the Coordinator's position, Fox hired **Byron Samuels** in May of 2013. The Winston-Salem, N.C., native, is a veteran of the collegiate ranks whose career includes head coaching stops at Hampton, Radford and, most lastly, at Hillsborough Community College, where he coached recent UGA alum John Florveus.

Samuels is a veteran of SEC basketball, having assisted four Tennessee teams that earned NCAA Tournament berths.

Fox Best at Molding Talent

Blogger and hoops junkie Dan Hanner of *RealGM.com* penned an article in February of 2012 that anointed Georgia head coach **Mark Fox** as the top coach in college basketball at player development. Hanner used a complex formula to rate college coaches. Among Hanner's many observations he writes, "Mark Fox has truly been fantastic at getting the most out of his players."

The top five in the Player Development category include Fox; **Bo Ryan** (Wisconsin); **Craig Robinson** (Oregon State); **Lorenzo Romar** (Washington); and **Mike Montgomery** (Cal).

Perhaps the most tangible proof of Fox's talent development is the number of NBA draftees and current pros that have played for him. **Kentavious Caldwell-Pope** became the 11th player under his tutelage to get drafted by an NBA club. He was the fourth 1st-rounder.

Fox Also Tops at Producing Grads

Head Coach **Mark Fox** must also receive some degree of credit for developing high-performing students in the classroom. Since his arrival in April of 2009, no fewer than 14 Georgia basketball players have earned their undergraduate degrees. Every player that has exhausted his eligibility at UGA under Fox has completed his degree.

Prominent among this group of 14 includes Damien Wilkins -- nephew of UGA great Dominique Wilkins -- whose last year of eligibility came in 2004 and who has played professionally in the NBA ever since.

Last summer the Georgia program was recognized by the NCAA for its Academic Progress Rate (APR) scored of 990, which ranked among the top 10 percent of all men's basketball programs.

The table below breaks down every major statistical category and what the Bulldogs bring back in 2013-14 vs. what they lost from last season (broken down in total numbers & percentages).

	Returning	Lost
Pts.	1020 (52.4)	926 (47.5)
Rebs.	641 (61.4)	403 (38.6)
Asts.	202 (54.4)	169 (45.6)
Blks.	92 (69.2)	39 (29.3)
Stls.	82 (45.5)	98 (54.4)
Min.	3741 (57.5)	2759 (42.4)
FGM	337 (53.0)	299 (47.0)
FGA	832 (53.4)	725 (46.6)
3FGM	46 (24.5)	142 (75.5)
3FGA	145 (27.6)	381 (72.4)
FTM	300 (61.7)	186 (38.3)
FTA	446 (63.7)	254 (36.3)
Starts	76 (47.5)	84 (52.5)



UNIVERSITY OF GEORGIA

2013-14 BASKETBALL STATISTICS

RECORD:	OVERALL	HOME	AWAY	NEUTRAL
ALL GAMES	10-7	9-1	1-3	0-3
CONFERENCE	4-1	3-0	1-1	0-0
NON-CONFERENCE	6-6	6-1	0-2	0-3

##	Player	G	GS	Min	Avg	TOTAL			3-PT.			REBOUNDS										PF	DQ	A	TO	BL	ST	Pts	Avg
						FG	FGA	Pct	3FG	FGA	Pct	FT	FTA	Pct	Off	Def	Tot	Avg											
04	Mann, C.	16	15	470	29.4	60	136	.441	10	30	.333	80	119	.672	10	42	52	3.3	40	1	46	53	1	21	210	13.1			
12	Gaines, K.	17	17	479	28.2	67	163	.411	20	70	.286	50	60	.833	14	28	42	2.5	34	0	20	23	15	14	204	12.0			
42	Djurisic, N.	17	2	407	23.9	60	115	.522	22	41	.537	36	51	.706	28	41	69	4.1	39	1	17	29	6	6	178	10.5			
31	Morris, B.	14	8	334	23.9	41	70	.586	2	6	.333	42	70	.600	18	35	53	3.8	36	0	21	18	7	8	126	9.0			
02	Thornton, M.	17	16	398	23.4	45	110	.409	1	4	.250	37	67	.552	41	55	96	5.6	42	2	8	26	20	8	128	7.5			
15	Williams, D.	17	17	399	23.5	38	70	.543	1	2	.500	23	36	.639	34	60	94	5.5	51	3	7	12	23	6	100	5.9			
03	Parker, J.	17	2	334	19.6	27	80	.338	6	25	.240	25	31	.806	8	56	64	3.8	24	0	18	12	1	10	85	5.0			
11	Forte, C.	17	7	189	11.1	36	57	.632	0	1	.000	5	19	.263	15	33	48	2.8	9	0	15	21	6	2	77	4.5			
30	Frazier, J.J.	13	0	111	8.5	8	32	.250	4	21	.190	10	13	.769	1	11	12	0.9	21	0	11	4	1	4	30	2.3			
41	Cannon, J.	10	0	61	6.1	10	17	.588	0	0	.000	3	4	.750	4	9	13	1.3	10	0	0	4	4	1	23	2.3			
10	Echols, T.	11	1	81	7.4	8	21	.381	8	19	.421	0	2	.000	1	7	8	0.7	5	0	6	5	0	2	24	2.2			
05	Dixon, T.	16	0	122	7.6	6	16	.375	0	0	.000	4	6	.667	6	15	21	1.3	6	0	4	9	2	3	16	1.0			
25	Geno, K.P.	10	0	41	4.1	3	8	.375	1	2	.500	2	4	.500	5	3	8	0.8	4	0	2	0	0	2	9	0.9			
14	Young, B.	6	0	10	1.7	0	2	.000	0	1	.000	0	0	.000	0	0	0	0.0	0	0	0	0	0	0	0	0.0			
24	Kessler, H.	6	0	14	2.3	0	2	.000	0	0	.000	0	0	.000	2	2	4	0.7	2	0	1	0	0	0	0	0.0			
TEAM.....														22	36	58	3.4	0					8					0	
Total.....		17					409	899	.455	75	222	.338	317	482	.658	209	433	642	37.8	323	7	176	224	86	87	1210	71.2		
Opponents.....		17					379	941	.403	114	324	.352	294	405	.726	182	368	550	32.4	373	11	171	187	62	119	1166	68.6		

Team Statistics

SCORE BY PERIODS	1st	2nd	OT	TOTAL
Georgia	557 (32.8)	625 (36.8)	28 (14.0)	1210
Opponents	526 (30.9)	623 (36.6)	17 (8.5)	1166

DEADBALL REBOUNDS	OFF	DEF	TOTAL
Georgia	78	2	80
Opponents	56	0	56

ATTENDANCE FIGURES

Cumulative Attendance: 105,971.....	Avg. Attendance: 6,234
Cum. Home Attendance: 64,743	Avg. Attendance: 6,474
Cum. Away Attendance: 35,260	Avg. Attendance: 8,815
Cum. Neutral Attendance: 5,968	Avg. Attendance: 1,989

	UGA	OPP
SCORING	1210	1166
Points per game	71.2	68.6
Scoring margin	+2.6	-
FIELD GOALS-ATT	409-899	379-941
Field goal pct	.455	.403
3 POINT FG-ATT	75-222	114-324
3-point FG pct	.338	.352
3-pt FG made per game	4.4	6.7
FREE THROWS-ATT	317-482	294-405
Free throw pct	.658	.726
F-Throws made per game	18.6	17.3
REBOUNDS	642	550
Rebounds per game	37.8	32.4
Rebounding margin	+5.4	-
ASSISTS	176	171
Assists per game	10.4	10.1
TURNOVERS	224	187
Turnovers per game	13.2	11.0
Turnover margin	-2.2	-
Assist/turnover ratio	0.8	0.9
STEALS	87	119
Steals per game	5.1	7.0
BLOCKS	86	62
Blocks per game	5.1	3.6



2013-14 BASKETBALL STATISTICS

SEC GAMES ONLY

RECORD: OVERALL 4-1 HOME 3-0 AWAY 1-1 NEUTRAL 0-0

##	Player	TOTAL							3-PT.			REBOUNDS																
		G	GS	Min	Avg	FG	FGA	Pct	3FG	FGA	Pct	FT	FTA	Pct	Off	Def	Tot	Avg	PF	DQ	A	TO	BL	ST	Pts	Avg		
04	Mann, C.	5	5	161	32.2	18	43	.419	4	13	.308	27	41	.659	5	16	21	4.2	17	1	15	19	0	3	67	13.4		
12	Gaines, K.	5	5	169	33.8	20	56	.357	9	26	.346	17	19	.895	3	13	16	3.2	10	0	6	9	7	4	66	13.2		
42	Djurisic, N.	5	0	119	23.8	13	27	.481	7	12	.583	16	23	.696	11	6	17	3.4	10	0	4	15	1	2	49	9.8		
02	Thornton, M.	5	5	140	28.0	14	39	.359	0	0	.000	20	36	.556	20	21	41	8.2	11	0	1	6	10	2	48	9.6		
31	Morris, B.	5	5	140	28.0	12	22	.545	0	0	.000	16	27	.593	7	15	22	4.4	15	0	10	5	1	6	40	8.0		
15	Williams, D.	5	5	126	25.2	9	19	.474	0	0	.000	6	10	.600	12	19	31	6.2	13	0	3	4	5	2	24	4.8		
03	Parker, J.	5	0	80	16.0	6	23	.261	2	9	.222	10	11	.909	3	14	17	3.4	4	0	6	4	1	6	24	4.8		
10	Echols, T.	1	0	2	2.0	1	2	.500	1	2	.500	0	0	.000	0	0	0	0.0	0	0	0	0	0	0	3	3.0		
30	Frazier, J.J.	5	0	42	8.4	2	12	.167	2	9	.222	5	6	.833	0	5	5	1.0	6	0	5	1	1	2	11	2.2		
11	Forte, C.	5	0	31	6.2	4	11	.364	0	0	.000	1	3	.333	2	5	7	1.4	2	0	1	4	1	1	9	1.8		
05	Dixon, T.	4	0	26	6.5	2	5	.400	0	0	.000	1	2	.500	2	2	4	1.0	1	0	0	3	0	0	5	1.3		
25	Geno, K.P.	2	0	5	2.5	1	1	1.000	0	0	.000	0	0	.000	1	0	1	0.5	1	0	0	0	0	0	2	1.0		
41	Cannon, J.	2	0	6	3.0	0	1	.000	0	0	.000	1	2	.500	1	2	3	1.5	2	0	0	1	0	1	1	0.5		
14	Young, B.	1	0	1	1.0	0	0	.000	0	0	.000	0	0	.000	0	0	0	0.0	0	0	0	0	0	0	0	0.0		
24	Kessler, H.	2	0	2	1.0	0	0	.000	0	0	.000	0	0	.000	0	1	1	0.5	1	0	0	0	0	0	0	0.0		
TEAM.....															10	17	27	5.4	0			2			0			
Total.....		5				102	261	.391	25	71	.352	120	180	.667	77	136	213	42.6	93	1	51	73	27	29	349	69.8		
Opponents.....		5				109	276	.395	36	98	.367	77	120	.642	50	111	161	32.2	126	6	54	57	19	39	331	66.2		

Team Statistics

SCORE BY PERIODS	1st	2nd	OT	TOTAL
Georgia	153 (30.6)	168 (33.6)	28 (14.0)	349
Opponents	147 (29.4)	167 (33.4)	17 (8.5)	331

DEADBALL REBOUNDS	OFF	DEF	TOTAL
Georgia	31	0	31
Opponents	24	0	24

ATTENDANCE FIGURES

Cumulative Attendance: 34,833..... Avg. Attendance: 6,967
 Cum. Home Attendance: 20,146 Avg. Attendance: 6,715
 Cum. Away Attendance: 21,349 Avg. Attendance: 10,674

	UGA	OPP
SCORING	349	331
Points per game	69.8	66.2
Scoring margin	+3.6	-
FIELD GOALS-ATT	102-261	109-276
Field goal pct	.391	.395
3 POINT FG-ATT	25-71	36-98
3-point FG pct	.352	.367
3-pt FG made per game	5.0	7.2
FREE THROWS-ATT	120-180	77-120
Free throw pct	.667	.642
F-Throws made per game	24.0	15.4
REBOUNDS	213	161
Rebounds per game	42.6	32.2
Rebounding margin	+10.4	-
ASSISTS	51	54
Assists per game	10.2	10.8
TURNOVERS	73	57
Turnovers per game	14.6	11.4
Turnover margin	-3.2	-
Assist/turnover ratio	0.7	0.9
STEALS	29	39
Steals per game	5.8	7.8
BLOCKS	27	19
Blocks per game	5.4	3.8

**2013-14 GAME-BY-GAME RESULTS**

DATE	OPPONENT (TV)	SITE	W/L	SCORE	ATT	HIGH SCORER	HIGH REB.	OPP. HI SCORER	OPP. HI REB.
11/4	UNC-PEMBROKE (Exh.)	H	W	81-69	N/A	Mann 18	Williams 8	Rose 23	Wright 4
11/8	WOFFORD	H	W	72-52	5592	Djurisic 12	D. Williams 9	Collins 11	Skinner 9
11/15	GEORGIA TECH (FSN)	H	L	71-80	10523	Mann 24	Three with 6	Golden 18	Miller 13
11/21	Davidson (ESPNU)*	N	L	82-94	2311	Djurisic 19	Djur., Parker 6	Brooks 21	Brooks 8
11/22	Temple (ESPN3)*	N	L	81-83	2520	Gaines 21	Williams 4	Pepper 22	Pepper 6
11/24	Nebraska (ESPN3)*	N	L	65-73	1137	Mann 16	Williams 12	Petteway 15	Smith 11
11/29	APPALACHIAN STATE (CSS)	H	W	71-53	4857	Mann, Gaines 14	Morris, Will. 6	Baskin 20	Obacha 6
12/2	CHATTANOOGA (CSS)	H	W	87-56	4226	Djurisic 14	Thornton 9	Bareika 14	Mason 6
12/14	LIPSCOMB	H	W	84-75	4611	Morris 17	Williams 7	Smith 23	Three with 5
12/19	GARDNER-WEBB	H	W	58-49	8719	Parker 12	Parker 9	Hibbert 14	Harper 5
12/21	WESTERN CAROLINA (CSS)	H	W	65-63	6069	Gaines 17	Thornton 6	Sumler 21	Hall 6
12/28	#21 Colorado (Pac 12N)	A	L	70-84	10848	Gaines 12	Forte 5	Booker 19	Scott 13
1/3	George Washington (CSS)	A	L	55-73	3063	Forte 14	Forte 8	Savage 18	Armwood 7
1/8	#21 Missouri (SECTV)	A	W (OT)	70-64	9298	Mann 18	Morris 7	Brown 19	Criswell 7
1/11	ALABAMA (SECTV)	H	W	66-58	8118	Mann, Gaines 22	Thornton 8	Releford 17	Hale 5
1/14	#7 Florida (ESPNU)	A	L	50-72	12051	Parker 13	Thornton 7	Frazier 21	Young 9
1/18	ARKANSAS (SECTV)	H	W (OT)	66-61	6662	Gaines 15	Thornton 13	Clarke 13	Portis, Qualls 7
1/22	SOUTH CAROLINA (SECTV)	H	W	97-76	5608	Djurisic 22	Williams 10	Thornwell 26	Carrera 6
1/25	Kentucky (SECTV)	A							
1/29	VANDERBILT (CSS)	H							
2/1	Auburn (SECTV)	A							
2/6	LSU (ESPN/ESPN2)	H							
2/8	TEXAS A&M (CSS)	H							
2/12	Mississippi State (FSN)	A							
2/15	OLE MISS (FSN)	H							
2/18	Tennessee (ESPNU)	A							
2/22	South Carolina (SECTV)	A							
2/25	MISSOURI (ESPNU)	H							
3/1	Arkansas (SECTV)	A							
3/5	MISSISSIPPI STATE (CSS)	H							
3/8	LSU (FSN)	A							
3/12-16	SEC Tournament&	N							

*Charleston Classic - Charleston, S.C.
 &SEC Tournament - Atlanta, Ga.



(1/2/OT)

Game	FGs	Pct.	3FGs	Pct.	FTs	Pct.	O+D=T	A	TO	BL	ST	PF	(1/2/O/T)
							Reb.						PTS
Wofford	19-50	.380	2-14	.143	12-18	.667	7+17=24	5	10	1	4	19	20/32
GEORGIA (W/72-52)	25-57	.439	2-11	.182	20-29	.690	20+29=49	10	9	3	4	19	39/33
Georgia Tech	26-67	.388	4-14	.286	24-31	.774	15+34=49	9	12	4	8	21	43/37
GEORGIA (L/71-80)	23-60	.383	6-20	.300	19-29	.655	9+31=40	10	13	7	4	23	38/33
Davidson	26-58	.448	8-24	.333	34-41	.829	14+17=31	9	5	2	8	24	46/48
GEORGIA (L/82-94)	29-52	.558	5-12	.417	19-24	.792	9+21=30	8	16	3	2	27	36/46
Temple	27-56	.482	11-20	.550	18-23	.783	8+22=30	11	10	1	1	19	45/38
GEORGIA (L/81-83)	28-56	.500	3-10	.300	22-26	.846	8+22=30	8	10	0	4	18	32/49
Nebraska	23-52	.442	5-12	.417	22-27	.815	11+25=36	10	7	7	6	25	34/39
GEORGIA (L/65-73)	23-54	.426	3-13	.231	16-30	.533	14+21=35	7	7	4	2	18	31/34
App. State	18-55	.327	4-18	.222	13-17	.765	13+18=31	8	14	4	5	18	32/21
GEORGIA (W/71-53)	27-49	.551	3-11	.273	14-23	.609	8+28=36	11	11	8	7	17	33/38
Chattanooga	19-64	.297	7-19	.368	11-18	.611	12+26=38	7	13	7	5	18	17/39
GEORGIA (W/87-56)	34-67	.507	5-18	.278	14-23	.609	15+36=51	19	10	10	7	16	47/40
Lipscomb	22-51	.431	12-29	.414	19-28	.679	8+20=28	14	15	1	10	20	27/48
GEORGIA (W/84-75)	31-54	.574	9-18	.500	13-22	.591	7+25=32	23	16	6	5	20	40/44
Gardner-Webb	17-54	.315	5-19	.263	10-18	.556	9+18=27	11	11	4	11	23	12/37
GEORGIA (W58-49)	18-47	.383	3-10	.300	19-25	.760	14+32=46	9	19	7	5	13	21/37
Western Carolina	23-52	.442	9-22	.409	8-10	.800	9+16=25	12	9	4	5	26	29/34
GEORGIA (W/65-63)	18-36	.500	5-10	.500	24-38	.632	8+20=28	9	10	3	3	13	29/36
Colorado	25-49	.510	8-20	.400	26-26	1.000	12+22=34	16	11	14	3	6	46/38
GEORGIA (L/70-84)	28-56	.500	5-8	.625	9-18	.500	10+12=22	24	7	10	1	9	35/35
Geo. Washington	25-57	.439	3-15	.200	20-28	.714	14+22=36	10	10	5	11	18	28/45
GEORGIA (L/55-73)	23-50	.460	1-10	.100	8-15	.533	10+20=30	4	20	7	6	22	23/32
Missouri	22-56	.393	6-16	.375	14-21	.667	7+27=34	10	11	4	6	20	25/31/8
GEORGIA (W/70-64)	26-60	.433	5-16	.313	13-26	.500	15+28=43	11	11	8	4	16	30/26/14
Alabama	19-52	.365	4-19	.211	16-23	.696	8+24=32	7	10	4	9	29	23/35
GEORGIA (W/66-58)	15-46	.326	5-14	.357	31-44	.705	14+27=41	6	14	10	8	17	34/32
Florida	25-54	.463	11-26	.423	11-20	.550	11+23=34	18	8	3	7	15	36/36
GEORGIA (L/50-72)	16-48	.333	3-9	.333	15-21	.714	11+23=34	6	15	3	5	14	16/34
Arkansas	21-66	.318	7-23	.304	12-20	.600	16+18=34	11	13	4	8	29	29/23/9
GEORGIA (W/66-61)	18-58	.310	2-14	.143	28-39	.718	24+32=56	7	19	4	6	20	28/24/14
South Carolina	22-58	.458	8-14	.571	24-36	.667	8+19=27	8	15	4	9	33	34/42
GEORGIA (W/97-76)	27-49	.551	10-18	.556	33-50	.660	13+26=39	21	14	2	6	26	45/52
Kentucky													
GEORGIA													
Vanderbilt													
GEORGIA													
Auburn													
GEORGIA													
LSU													
GEORGIA													
Texas A&M													
GEORGIA													
Miss. State													
GEORGIA													
Ole Miss													
GEORGIA													
Tennessee													
GEORGIA													
South Carolina													
GEORGIA													
Missouri													
GEORGIA													
GEORGIA													
Miss. State													
GEORGIA													
LSU													

**2013-14 TEAM, INDIVIDUAL SUPERLATIVES****TEAM SUPERLATIVES**

	Georgia	Opponent
Points Scored	High 97 vs. South Carolina.....	94 by Davidson
	Low 50 vs. Florida.....	49 by Gardner-Webb
1st Half Points	High 47 vs. Chattanooga.....	46 by Davidson, Colorado
	Low 16 vs. Florida.....	12 by Gardner-Webb
2nd Half Points	High 52 vs. South Carolina.....	48 by Davidson, Lipscomb
	Low 32 vs. Geo. Washington, Alabama.....	21 by Appalachian State
Total FGs Made	High 34 vs. Chattanooga.....	27 by Temple
	Low 15 vs. Alabama.....	17 by Gardner-Webb
FGs Attempted	High 67 vs. Chattanooga.....	67 by Georgia Tech
	Low 36 vs. Western Carolina.....	48 by South Carolina
FG Percentage	High 558 (29x52) vs. Davidson.....	510 (25x49) by Colorado
	Low 310 (18x58) vs. Arkansas.....	297 (19x64) by Chattanooga
3-pt. FGs Made	High 10 vs. South Carolina.....	12 by Lipscomb
	Low 1 vs. George Washington.....	2 by Wofford
3-pt. FGs Attempted	High 20 vs. Georgia Tech.....	29 by Lipscomb
	Low 8 vs. Colorado.....	12 by Nebraska
3-pt. FG Percentage	High 625 (5x8) vs. Colorado.....	550 (11x20) by Temple
	Low 100 (1x10) vs. George Washington.....	143 (2x14) by Wofford
FTs Made	High 33 vs. South Carolina.....	34 by Davidson
	Low 8 vs. George Washington.....	10 by Gardner-Webb
FTs Attempted	High 50 vs. South Carolina.....	41 by Davidson
	Low 15 vs. George Washington.....	17 by Appalachian State
FT Percentage	High 846 (22x26) vs. Temple.....	1.000 (26x26) by Colorado
	Low 500 (9x18) vs. Colo.; (13x26) vs. Missouri.....	550 (11x20) by Florida
Total Rebounds	High 56 vs. Arkansas.....	49 by Georgia Tech
	Low 22 vs. Colorado.....	24 by Wofford
Off. Rebounds	High 24 vs. Arkansas.....	16 by Arkansas
	Low 7 vs. Lipscomb.....	7 by Wofford, Missouri
Def. Rebounds	High 36 vs. Chattanooga.....	34 by Georgia Tech
	Low 12 vs. Colorado.....	16 by Western Carolina
Assists	High 23 vs. Lipscomb.....	18 by Florida
	Low 4 vs. George Washington.....	5 by Wofford
Turnovers	High 20 vs. George Washington.....	15 by Lipscomb, South Carolina
	Low 7 vs. Nebraska.....	5 by Davidson
Blocked Shots	High 10 vs. Chattanooga, Alabama.....	7 by Nebraska, Chattanooga
	Low 0 vs. Temple.....	1 by Wofford, Temple, Lipscomb
Steals	High 7 vs. App. State, Chattanooga.....	11 by Gardner-Webb, Geo. Washington
	Low 2 vs. Davidson, Nebraska.....	1 by Temple
Personal Fouls	High 27 vs. Davidson.....	33 by South Carolina
	Low 13 vs. Gardner-Webb, W. Carolina.....	15 by Florida

INDIVIDUAL SUPERLATIVES

	Georgia	Opponent
Points	24 by Mann vs. Georgia Tech.....	26 by Thornwell (South Carolina)
Rebounds	13 by Thornton vs. Arkansas.....	13 by Miller (Ga. Tech), Scott (Colorado)
Assists	6 by Mann vs. Western Carolina.....	5 by four players (recent: Qualls, Ark.)
Turnovers	7 by Mann vs. Georgia Tech.....	5 by Smith (Lipscomb), Thornwell (USC)
Blocks	5 by Williams vs. App. State; Thornton vs. Ala.	3 by Shields (Nebraska)
Steals	3 by Mann vs. ASU, Colo.; Gaines vs. Colo.	5 by Smith (Lipscomb)
FGs Made	8 by Gaines vs. Temple.....	8 by Baskin (App. State), Thornwell (USC)
FGs Attempted	14 by Gaines vs. Alabama.....	16 by Baskin (ASU), Smith (Lipscomb), Frazier (Fla.)
3FGs Made	4 by three players; recent: Gaines vs. Alabama.....	5 by Pepper (TU), Smith (Lipscomb), Frazier (Fla.)
3FGs Attempted	7 by Gaines vs. Alabama.....	13 by Smith (Lipscomb)
FTs Made	13 by Mann vs. Alabama.....	13 by Brooks (Davidson)
FTs Attempted	17 by Mann vs. Alabama.....	16 by Brooks (Davidson)
1st-Half Points	16 by Gaines vs. Alabama.....	18 by Sullivan (Davidson)
2nd-Half Points	13 by Gaines vs. Temple.....	18 by Smith (Lipscomb), Thornwell (USC)
Minutes	42 by Mann vs. Missouri.....	44 by Clarkson (Missouri)



THE LAST TIME GEORGIA...

SCORING

Scored 30 points: Kentavious Caldwell-Pope (32) vs. LSU, 3/14/13
Scored 35 points: Trey Thompkins (35) vs. Florida Atlantic, 12/23/09
Scored 40 points: Vern Fleming (44) vs. Vanderbilt, 2/27/84
Scored 20 points/half: Kentavious Caldwell-Pope (25) vs. LSU, 3/14/13
Three players scored 20 points: Rashad Wright (25), Damien Wilkins (24) and Jonas Hayes (20) vs. Florida Atlantic, 11/25/03
Zero players in double figures: vs. Kentucky, 1/18/09
Five players in double figures: Nemi Djuricic (22), Kenny Gaines (14), Brandon Morris (13), Marcus Thornton (12) and Charles Mann (10) vs. South Carolina, 1/22/14
Six players in double figures: Steve Thomas (18), Ezra Williams (13), Chris Daniels (12), Jarvis Hayes (11), Rashad Wright (11) and Jonas Hayes (10), vs. Appalachian State, 12/22/02
UGA scored 60 points/half: 60 vs. Jacksonville State, 11/9/07
UGA scored 50 points/half: 52 vs. South Carolina, 1/22/14
UGA scored 100 points/SEC game: 101 at Florida, 2/22/95
UGA scored 100 points/non-SEC game: 107 vs. Jacksonville State, 11/9/07
UGA scored less than 20 points/half: 16 vs. Florida, 1st, 1/14/14
UGA scored less than 30 points/half: 24 vs. Arkansas, 2nd, 1/18/14
UGA scored less than 50 points/game: 45 vs. Alabama, 2/12/13

FIELD GOAL SHOOTING

Made 10 field goals: 10 by KCP vs. Young, State, 11/12/12, vs. USC, 12/22/12
Attempted 20 field goals: 21 by Kentavious Cald.-Pope vs. Sou. Miss, 1/15/12
UGA shot 60 percent/half: 61.5 (16x26), 2nd half, vs. South Carolina, 1/22/14
UGA shot 70 percent/half: 78.6 (22x28), 1st half vs. Mississippi State, 2/28/01
UGA shot 60 percent/both halves: 78.6 (22x28) & 62.1 (18x29) vs. Mississippi State, 2/28/01
UGA shot 60 percent/game: 63.2 (24x38) vs. East Tennessee State, 11/23/12
UGA shot under 30 percent/half: .261 (6x23), 1st, vs. Alabama, 3/9/13
UGA shot under 30 percent/game: .250 (13x52) vs. Auburn, 2/1/12
UGA shot under 40 percent/game: .310 (18x58) vs. Arkansas, 1/18/14

THREE-POINTERS

Made 5 three-pointers: Kentavious Caldwell-Pope vs. Tennessee, 2/6/13
Made 6 three-pointers: Kentavious Caldwell-Pope vs. Miss. State, 2/11/12
Made 7 three-pointers: Dustin Ware vs. Georgia Tech, 12/7/10
Made 8 three-pointers: Levi Stukes vs. Fresno State, 3/14/07
Attempted 10 three-pointers: 11 by Kentavious Caldwell-Pope vs. YSU, 11/12/12
UGA made 10 three-pointers: 10 vs. South Carolina (18 att.), 1/22/14
UGA made 15 three-pointers: 17 vs. N.C. A&T, 12/28/08
UGA did not make a three-pointer: vs. Ole Miss, 2/2/02 (370 games ago)
UGA attempted 30 three-pointers: 30 vs. Sou. Miss, 1/15/12
UGA shot 50 percent 3FGs (min. 10 attempts): .556 (10x18) vs. South Carolina, 1/22/14

GEORGIA FREE THROWS

Made 10 for 10 or better: 10 for 10 by Kentavious Caldwell-Pope (10x10) vs. Texas A&M, 2/9/13
Made at least 10 free throws: 10 by Kentavious Caldwell-Pope (10x11) vs. Kentucky, 3/7/13
UGA shot 90% free throws (min. 10 atts): 94.1 (16x17) vs. Furman, 12/23/11
UGA shot 100% free throws (min. 10 atts.): 12x12 vs. Vanderbilt, 1/14/89
UGA shot under 50% free throws: .455 (5x11) vs. Miss. State, 2/11/12
UGA made fewer than five free throws: 1 (3 att.) vs. Kentucky, 1/24/12
UGA did not score from the FT line: vs. East Tennessee State (0x1), 11/23/12
UGA attempted 50 free throws: 50 (made 33) vs. South Carolina, 1/22/14
UGA attempted five or fewer free throws: vs. East Tennessee State (0x1), 11/23/12

REBOUNDS

Had 15 rebounds: Trey Thompkins (17) vs. Alabama (2/20/10)
Had 20 rebounds: Tim Bassett (25) vs. Miss. State (1/29/73)
Had 30 rebounds: Bob Lienhard (32) vs. Sewanee (12/3/68)
Two players had double-figure rebounds: Kentavious Caldwell-Pope (10) and Donte' Williams (10) vs. Iona, 12/15/12
UGA had 50 rebounds: 56 vs. Arkansas, 1/18/14
UGA had 60 rebounds: 68 vs. Long Island, 12/6/91, in Boulder, Colo.

DOUBLE FIGURES

Points & rebounds: Marcus Thornton vs. Arkansas (11 pts, 13 rebs.), 1/18/14
Points & rebounds/consecutive games: Kentavious Caldwell-Pope vs. Ga. Tech (16/13), 12/4/12, and vs. Iona (18/10), 12/15/12
Points & assists: Mike Mercer (21 pts/11 assists) vs. Jacksonville, 12/19/07
Two players had double-doubles: Kentavious Caldwell-Pope (18/10) and Donte' Williams (16/10) vs. Iona, 12/15/12

ASSISTS

Had 10 assists: 11 by Gerald Robinson vs. Alabama, 3/11/11
UGA had 30 assists: 32 vs. South Carolina State, 11/21/06
UGA had 5 or fewer assists: 4 vs. Florida, 1/9/13

BLOCKED SHOTS

Blocked 5 shots: Donte' Williams (5 blocks) vs. App. State, 11/29/13
UGA blocked 10 shots: 10 vs. Chattanooga, 12/2/13

STEALS

Had 5 steals: 6 by Kentavious Caldwell-Pope vs. LSU, 1/19/13
UGA had 20 steals: 20 vs. USC Upstate, 11/14/08

GEORGIA TURNOVERS

UGA committed 20 or more turnovers: 20 vs. George Washington, 1/3/14
UGA committed 25 or more turnovers: 25 vs. George Washington, 1/4/13
UGA committed 5 or fewer turnovers: 4 vs. Miss. State, 2/11/12
UGA committed fewer than 10 turnovers: 9 vs. Vanderbilt, 2/27/13

MISCELLANEOUS

Led UGA in points, rebounds and assists: see next
Led UGA in points, rebounds, assists, and steals: Sundiata Gaines vs. Tennessee (23 pts, 9 rebs., 8 asts, 3 stls), 2/16/08
Hit a last-second shot to win a game: Jeremy Price vs. St. Louis, 11/20/10
Played every minute: Sundiata Gaines vs. Tennessee, 2/16/08
Played 50 minutes: Damien Wilkins (50) vs. Georgia Tech, 1/3/04
Incurred a technical foul: Kenny Gaines vs. Ole Miss, 2/16/13

OVERTIME

UGA won an overtime game: vs. Arkansas (66-61), 1/18/14
UGA lost an overtime game: vs. Ole Miss (74-84), 2/16/13
UGA played two overtimes: vs. Florida (91-104) (1/25/11)
UGA played three overtimes: vs. Georgia Tech (105-112), 12/19/90
UGA played four overtimes: vs. Auburn (91-95), 3/1/79

RANKINGS

Was ranked in the AP poll: January 10, 2011 (24th)
UGA played the No. 1 team in the AP poll: vs. Indiana (11/19/12). Score: Indiana 66, Georgia 53
Defeated a team ranked in the Top 10 of the AP poll, at home: Jan. 8, 2011, 77-70 over #10 Kentucky
Defeated a team ranked in the Top 10 of the AP poll, on the road: Jan. 17, 2004, 65-57 over #5 Kentucky
Defeated a team ranked 11-25 in the AP poll, at home: Feb. 25, 2012, 76-62 over #11 Florida
Defeated a team ranked 11-25 in the AP poll, on the road: Jan. 8, 2014, 70-64 over #21 Missouri

ODDITIES

Won two games in one day: March 15, 2008...defeated Kentucky, 60-56 in overtime and Mississippi State 64-60
Had a game postponed by weather: March 14, 2008...SEC Tournament 2nd round game vs. Kentucky postponed because of damage to Georgia Dome caused by a category F2 tornado.



THE LAST TIME AN OPPONENT...

SCORING

Player scored 30 points: 33 by Andre Jones, Winthrop, 12/27/11

Player scored 35 points: 35 by Jordan McRae, Tennessee, 3/2/13

Player scored 40 points: 44 by Kevin Martin, Western Carolina, 11/21/03

Three players with 20 points: Kenny Boynton (24), Erving Walker (24) and Vernon Macklin (23), Florida, 1/25/11 (2OT game)

Six players with double-figure points: Marquis Estill (16), Gerald Fitch (14), Erik Daniels (12), Keith Bogans (12), Chuck Hayes (11) and Cliff Hawkins (11) at Kentucky, 2/11/03

No players with double-figure points: Mercer, 12/18/12

Scored 100 points: 104 by Florida, 1/25/11 (2OT game)

Scored 100 points in regulation game: 101 by Vanderbilt, 3/1/00 (Vanderbilt won, 101-89)

Non-SEC team to score 100 points: 107 by Texas, 1/23/94 (Texas won, 107-96)

Scored 50 points in a half: 50 in 2nd half by Tennessee (UT won 86-77), 1/10/09

Scored less than 20 points in a half: 12 by Gardner-Webb, 1st, 12/19/13

Scored less than 10 points in a half: 9 by South Carolina, 1st half (UGA won 60-56), 2/12/11

Scored less than 50 points in a game: 49 by Gardner-Webb, 12/19/13

FIELD GOAL SHOOTING

Player made 10 field goals: 10 by Jordan McRae, Tennessee, 3/2/13

Player attempted 20 field goals: 20 by Lamont Jones, Iona, 12/16/12

Shot 60 percent/game: see next

Shot 70 percent/game: 74.4 (29x39) by Iowa State, 3/17/04

Shot under 30 percent/game: .283 (15x53) by Auburn, 1/30/13

Shot 50 percent/both halves: 52.0 (13x25) & 58.3 (14x24) by Alabama, 1/7/12

Shot 60 percent/half: 62.1 (18x29) by Florida, 2nd half, 2/27/10

Shot 70 percent/half: 81.0 (17x21) by Iowa State, 2nd half, 3/17/04

Shot under 20 percent/half: .182 (6x33) by Chattanooga, 1st half, 12/2/13

Shot under 30 percent/half: .286 (8x28) by Arkansas, 2nd half, 1/18/14

Shot under 30 percent/both halves: 24.0 (19.0% in 1st half, 27.6% in 2nd half) by Texas A&M, 2/9/13

THREE-POINTERS

Player made 6 three-pointers: John Jenkins, Vanderbilt, 2/19/12

Player made 7 three-pointers: David Huertas, Ole Miss, 3/13/08

Player made 8 three-pointers: 8 by Jordan McRae, Tennessee, 3/2/13

Player attempted 10 three-pointers: 12 by Michael Frazier, Florida, 1/14/14

Opponent made 10 three-pointers: 11 by Temple, 11/22/13

Opponent made 15 three-pointers: 15 by Kentucky, 3/1/12

Opponent did not make a three-pointer: George Washington (0x12), 1/4/13 (36 games ago)

Opponent attempted 30 three-pointers: 36 by Iona, 12/15/12

FREE THROWS

Player made 10 free throws: 14 by Marshall Henderson, Ole Miss, 2/16/13

Player attempted 10 free throws: 12 by Sindarius Thornwell, USC, 1/22/14

Player Shot 100 percent free throws: Marshall Henderson (14x14) Ole Miss, 2/16/13

Team Shot 100 percent free throws: 26x26 by Colorado, 12/28/13

Shot under 50 percent free throws: .462 (6x13) by Bowling Green, 11/13/11

REBOUNDING

15 rebounds: 15 by Andre Roberson, Colorado, 11/28/11

16-20 rebounds: 18 by Korvotney Barber, Auburn, 2/18/09

Two players with double figure rebounds: Daniel Miller (13) and Kammeon Holsey (12), Ga. Tech, 11/13/13

Three players with double figure rebounds:

Opponent had 50 rebounds: 51 by Auburn, 2/18/09

DOUBLE-DOUBLES

Double-double, points & rebounds: Josh Scott, Colorado (14 pts., 13 rebs.), 12/28/13

Double double, points & assists: Anthony Collins, USF (17 pts, 10 asts.), 11/30/12

Two players with double-doubles: Daniel Miller (14 & 13) and Kammeon Holsey (10 and 12), Ga. Tech, 11/13/13

Three players with double-doubles:

Triple-double: Nick Calathes, Florida (20 pts, 13 rebs., 10 asts), 1/28/09

ASSISTS

Player had 10 assists: 10 by Anthony Collins, USF, 11/30/12

Player had 15 assists: 15 by Fred Jenkins, at Tennessee, 2/28/87

Opponent had 25 assists: 25 by Missouri, 1/2/10

Opponent had 30 assists:

TURNOVERS

Opponent committed 25 turnovers: 25 by Texas A&M-Corpus Christi, 12/22/08

Opponent committed 30 turnovers: 30 by Valdosta State, 11/18/06

Opponent committed less than 10 turnovers: 8 by Florida, 1/14/14

Opponent committed less than 5 turnovers: 4 by Vanderbilt, 2/27/13

BLOCKS

Player blocked 5 shots: 5 by Damontre Harris, South Carolina, 2/15/12

Player blocked 10 shots: 10 by Jarvis Varnado, Miss. State, 1/12/08

Opponent blocked 10 shots: 14 by Kentucky, 3/3/10

STEALS

Player had 5 steals: 5 by Martin Smith, Lipscomb, 12/14/13

Opponent had 20 steals: 20 at Kentucky, 2/27/94



UNIVERSITY OF GEORGIA

2012-13 BASKETBALL STATISTICS

RECORD:	OVERALL	HOME	AWAY	NEUTRAL
ALL GAMES	15-17	12-6	3-8	0-3
CONFERENCE	9-9	6-3	3-6	0-0
NON-CONFERENCE	6-7	6-3	0-2	0-2

##	Player	G	GS	Min	Avg	TOTAL		Pct	3-PT.		Pct	FT FTA		Pct	REBOUNDS				PF	DQ	A	TO	BL	ST	Pts	Avg
						FG	FGA		3FG	FGA		FT	FTA		Off	Def	Tot	Avg								
01	Cald.-Pope, K.	32	32	1086	33.9	186	430	.433	84	225	.373	135	169	.799	37	189	226	7.1	70	0	58	64	17	65	591	18.5
42	Djurisic, N.	32	10	782	24.4	88	223	.395	20	63	.317	56	75	.747	52	84	136	4.3	62	0	46	71	10	15	252	7.9
04	Mann, C.	32	8	688	21.5	46	133	.346	6	18	.333	117	170	.688	16	83	99	3.1	52	2	92	87	4	25	215	6.7
15	Williams, D.	29	27	659	22.7	59	129	.457	0	0	.000	31	57	.544	59	80	139	4.8	98	7	7	33	35	9	149	5.1
11	Williams, V.	32	24	618	19.3	49	132	.371	30	79	.380	32	46	.696	7	44	51	1.6	31	0	68	47	3	20	160	5.0
31	Morris, B.	32	20	522	16.3	38	97	.392	4	13	.308	51	80	.638	20	55	75	2.3	44	0	23	34	5	13	131	4.1
02	Thornton, M.	9	7	198	22.0	12	33	.364	1	6	.167	9	16	.563	14	26	40	4.4	25	0	9	13	8	3	34	3.8
12	Gaines, K.	30	0	309	10.3	39	106	.368	15	43	.349	19	29	.655	13	21	34	1.1	43	2	10	16	9	7	112	3.7
23	Brantley, S.	32	6	561	17.5	34	101	.337	28	77	.364	8	13	.615	5	32	37	1.2	13	0	32	22	2	6	104	3.3
41	Cannon, J.	27	2	230	8.5	31	61	.508	0	0	.000	7	7	1.000	17	31	48	1.8	21	0	1	15	8	1	69	2.6
32	Florveus, J.	28	22	494	17.6	30	62	.484	0	0	.000	11	26	.423	32	57	89	3.2	66	2	11	34	17	7	71	2.5
05	Dixon, T.	32	2	349	10.9	24	48	.500	0	0	.000	10	12	.833	18	52	70	2.2	15	0	14	17	15	9	58	1.8
10	Echols, T.	3	0	4	1.3	0	2	.000	0	2	.000	0	0	.000	0	0	0	0.0	1	0	0	0	0	0	0	0.0
TEAM.....															43	45	88	2.8	0		13				0	
Total.....		32				636	1557	.408	188	526	.357	486	700	.694	333	799	1132	35.4	541	13	371	466	133	180	1946	60.8
Opponents.....		32				661	1704	.388	210	639	.329	439	645	.681	350	704	1054	32.9	619	16	324	376	99	244	1971	61.6

SCORE BY PERIODS	1st	2nd	OT	TOTAL
Georgia	879 (27.5)	1037 (32.4)	30 (7.5)	1946
Opponents	863 (26.9)	1071 (33.5)	37 (9.3)	1971

DEADBALL REBOUNDS	OFF	DEF	TOTAL
Georgia	89	6	95
Opponents	94	9	103

ATTENDANCE FIGURES

Cumulative Attendance: 258,988.....	Avg. Attendance: 8,093
Cum. Home Attendance: 111,571.....	Avg. Attendance: 6,198
Cum. Away Attendance: 116,803.....	Avg. Attendance: 10,618
Cum. Neutral Attendance: 30,614.....	Avg. Attendance: 10,205

Team Statistics

	UGA	OPP
SCORING	1946	1971
Points per game	60.8	61.6
Scoring margin	-0.8	-
FIELD GOALS-ATT	636-1557	661-1704
Field goal pct	.408	.388
3 POINT FG-ATT	188-526	210-639
3-point FG pct	.357	.329
3-pt FG made per game	5.9	6.6
FREE THROWS-ATT	486-700	439-645
Free throw pct	.694	.681
F-Throws made per game	15.2	13.7
REBOUNDS	1132	1054
Rebounds per game	35.4	32.9
Rebounding margin	+2.4	-
ASSISTS	371	324
Assists per game	11.6	10.1
TURNOVERS	466	376
Turnovers per game	14.6	11.8
Turnover margin	-2.8	-
Assist/turnover ratio	0.8	0.9
STEALS	180	244
Steals per game	5.6	7.6
BLOCKS	133	99
Blocks per game	4.2	3.1



2012-13 GAME-BY-GAME RESULTS

DATE	OPPONENT (TV)	SITE	W/L	SCORE	ATT	HIGH SCORER	HIGH REB.	OPP. HI SCORER	OPP. HI REB.
11/2	YOUNG HARRIS (Exh.)	H	W	86-52	N/A	Gaines 16	Thornton 9	Jackson 16	Martin 5
11/9	JACKSONVILLE	H	W	68-62	5232	Cald.-Pope 17	Djurisic 12	McDougald 13	Dawson 8
11/12	YOUNGSTOWN ST.* (ESPNU)	H	L	56-68	4275	Cald.-Pope 27	Cald.-Pope 6	Perry 23	Eargle 10
11/15	SOUTHERN MISS* (FSN)	H	L (OT)	60-62	4521	Cald.-Pope 17	Thornton 7	Brooks 17	Davis 12
11/19	#1 Indiana** (ESPNU)	N	L	53-66	10071	KCP/ V. Williams 14	Djurisic 7	Watford 14	Oladipo 8
11/20	#11 UCLA** (ESPNU)	N	L	56-60	10478	Cald.-Pope 16	Thornton 10	Muhammad 21	Anderson 9
11/23	EAST TENN. STATE	H	W	54-38	4869	Cald.-Pope 13	Cald.-Pope 7	Wilson 12	Walton 6
11/30	South Florida# (ESPNU)	A	L	53-64	5167	Cald.-Pope 19	Three with 5	Collins 17	Rudd 8
12/4	Georgia Tech (ESPNU)	A	L	54-62	8600	Cald.-Pope 16	Cald.-Pope 13	Geo.-Hunt 18	Miller 8
12/15	IONA (CSS)	H	L (OT)	78-81	4680	KCP/Mann 18	KCP/D. Will. 10	Jones 25	Armand 7
12/18	MERCER	H	W	58-49	8650	Cald.-Pope 17	Cald.-Pope 9	White 9	Gollon 6
12/22	SOUTHERN CAL (FSN)	H	W	64-56	6227	Cald.-Pope 25	Cannon 7	Oraby 14	Oraby 11
12/29	FLORIDA A&M (CSS)	H	W	82-73	6149	Djurisic 21	Cald.-Pope 9	Abdul-Aleem 16	Abdul-Aleem 11
1/4	GEORGE WASHINGTON (CSS)	H	W	52-41	4885	KCP/Djurisic 17	Florveus 10	Larsen 14	McD/Armw. 7
1/9	#11 Florida (CSS)	A	L	44-77	11366	Cald.-Pope 11	Morris 4	Rosario 19	Prather 7
1/12	MISS. STATE (SECN)	H	L	61-72	5891	Cald.-Pope 16	D. Williams 8	Steele 21	Steele 7
1/16	#17 Missouri (SECN)	A	L	62-79	12797	V. Williams 23	Djurisic 5	Brown, Ross 15	Oriakhi 8
1/19	LSU (CSS)	H	W	67-58	5779	Cald.-Pope 22	Djurisic 8	O'Bryant III 16	O'Bryant III 14
1/23	#8 FLORIDA (SECN)	H	L	47-64	6793	Cald.-Pope 16	Cald.-Pope 7	Wilbekin 17	Yeguete 11
1/26	Texas A&M (FSN)	A	W	59-52	7595	Cald.-Pope 22	Cald.-Pope 9	Turner 19	Roberson 6
1/30	AUBURN (CSS)	H	W	57-49	4767	Cald.-Pope 20	Cald.-Pope 10	Payne, Sull. 13	Chubb 6
2/2	South Carolina (SECN)	A	W	67-56	11327	Cald.-Pope 19	Cald.-Pope 7	Carrera 16	Carrera 7
2/6	Tennessee (SECN)	A	W	68-62	14876	Cald.-Pope 24	D. Williams 4	McRae 17	Stokes 11
2/9	TEXAS A&M (ESPNU)	H	W	52-46	7380	Djurisic 13	Florveus 8	Harris 17	Roberson 12
2/12	ALABAMA (ESPNU)	H	L	45-52	5385	Cald.-Pope 22	KCP, Mann 8	Cooper 14	Randolph 7
2/16	Ole Miss (ESPN2)	A	L (OT)	74-84	8255	Cald.-Pope 19	Cald.-Pope 12	Henderson 25	Buckner 10
2/21	Arkansas (ESPN/2)	A	L	60-62	13443	Cald.-Pope 15	D. Williams 7	Bell 17	Wade 6
2/23	SOUTH CAROLINA (CBS)	H	W (OT)	62-54	6590	Cald.-Pope 18	Morris 11	Ellington 11	Chatkevicius 10
2/27	Vanderbilt (FSN)	A	L	62-63	10211	Cald.-Pope 20	Cald.-Pope 14	Johnson 17	Bright 6
3/2	TENNESSEE (SECN)	H	W	78-68	9436	Cald.-Pope 25	Cald.-Pope 9	McRae 35	Stokes 10
3/7	KENTUCKY (ESPN)	H	W	72-62	10062	Cald.-Pope 24	Cald.-Pope 10	Goodwin 20	Cauley-Stein 11
3/9	Alabama (SECN)	A	L	58-61	13166	KCP, Djurisic 14	Djurisic 6	Releford 19	Jacobs 5
3/14	LSU (SECN)&	N	L	63-68	10065	Cald.-Pope 32	Cald.-Pope 13	Coleman 24	O'Bryant III 12

*Progressive Legends Classic - Athens

**Progressive Legends Classic - Brooklyn, N.Y.

#SEC/Big East Invitational

&SEC Tournament - Nashville, Tenn.



2

MARCUS THORNTON

Forward, 6-8, 235, R Jr.- 2 Letters, Atlanta, Ga. (Westlake HS)

**2013-14 Season**

- Has surpassed Donte' Williams as the Bulldogs' top rebounder this season, thanks to some serious board work in the SEC schedule. Career-high 13 rebounds last Saturday vs. Arkansas.
- Twice reached career scoring high in Charleston Classic, first vs. Temple and again with 13 pts. vs. Nebraska. Also played career-high 33 minutes vs. the Huskers.
- Unsung star of Georgia's win over Alabama with 9 pts, 8 rebs and career-best 5 blocks.

2012-13 Season

- Granted a medical redshirt season after appearing in just nine games in 2012-13. Now a part of the junior class in the Georgia program.
- Underwent arthroscopic knee surgery on Dec. 26; was team's top rebounder at time of injury.
- Started seven of the nine games in which he played.

2011-12 Season

- Missed 5 games after arthroscopic surgery on right knee. Returned to the court Jan. 18 in Tennessee game and logged 23 minutes.
- At the point of his injury, he had started in nine of 12 games and was leading the Bulldogs in rebounding at 5.8 boards per game.
- Posted new career highs in points, (10 vs. Arkansas) rebounds (10 vs. South Dakota State) and minutes (31 vs. Bowling Green) in 2012.
- Was the Bulldogs' leading rebounder with nine in their upset win in overtime at #20 Mississippi State.
- Scored just two points in Georgia's win at Southern Cal, but they were critical to the victory: a pair of foul shots with 1:49 left that put the Bulldogs ahead 57-54.

SEASON & CAREER HIGHS**Points**

2014 Season - 13 vs. Nebraska (11/24/13)
 Career - Same

Rebounds

2014 Season - 13 vs. Arkansas (1/18/14)
 Career - Same

Assists

2014 Season - 2 vs. Temple (11/22/13)
 Career - 3 vs. Bowling Green, ETSU

Blocks

2014 Season - 5 vs. Alabama (1/11/14)
 Career - Same

Steals

2014 Season - 2 vs. Temple (11/22/13)
 Career - 4 vs. Vanderbilt (2/16/11)

Minutes

2014 Season - 37 vs. Arkansas (1/18/14)
 Career - Same

FG Made

2014 Season - ... 5 vs. Nebraska, Gard.-Webb
 Career - Same

FG Attempts

2014 Season - 11 vs. Nebraska, Arkansas
 Career - Same

3FG Made

2014 Season - 1 vs. Nebraska (11/24/13)
 Career - 2 vs. Arkansas (2/8/12)

3FG Attempts

2014 Season - 2 vs. three teams
 Career - 4 vs. Bowling Green (11/13/11)

FT Made

2014 Season - .. 6 vs. Alabama, Arkansas, SC
 Career - 6 vs. four teams

FT Attempts


2014 Season - 9 vs. S. Carolina (1/22/14)
 Career - Same

2013-14 GAME-BY-GAME STATS (*= STARTER)

Game	FGs	Pct.	3FGs	Pct.	FTs	Pct.	Rebs	PF	Pts.	AST	TO	BL	ST	MIN
WOFFORD*	1-4	.250	0-2	.000	1-2	.500	1+1=2	2	3	1	0	1	0	15
GA. TECH	1-6	.167	0-2	.000	1-2	.500	2+4=6	2	3	2	0	1	0	25
Davidson*	2-4	.500	0-0	.000	0-0	.000	0+2=2	5	4	0	2	0	0	19
Temple*	4-8	.500	0-0	.000	2-2	1.000	0+3=3	3	10	2	2	0	2	27
Nebraska*	5-11	.455	1-2	.500	2-7	.286	3+2=5	2	13	0	1	2	0	33
APP. STATE*	3-5	.600	0-0	.000	0-0	.000	0+3=3	5	6	0	1	0	1	16
CHATTANOOGA*	2-6	.333	0-0	.000	4-6	.667	2+7=9	1	8	1	0	1	1	19
LIPSCOMB*	1-1	1.000	0-0	.000	1-2	.500	1+3=4	2	3	0	6	0	0	8
GARDNER-WEBB*	5-10	.500	0-0	.000	1-2	.500	5+2=7	2	11	0	3	4	1	23
W. CAROLINA*	0-3	.000	0-0	.000	2-3	.667	2+4=6	1	2	0	3	0	1	22
Colorado*	3-5	.600	0-0	.000	3-5	.600	3+0=3	4	9	0	1	0	0	22
Geo. Washington*	4-8	.500	0-0	.000	0-0	.000	2+3=5	2	8	1	1	1	0	29
Missouri*	2-4	.500	0-0	.000	1-6	.167	2+4=6	1	5	0	0	3	0	22
ALABAMA*	2-9	.222	0-0	.000	5-8	.625	5+3=8	3	9	0	2	5	1	31
Florida*	4-10	.400	0-0	.000	3-5	.600	1+6=7	2	11	0	1	1	0	29
ARKANSAS*	3-11	.273	0-0	.000	5-8	.625	7+6=13	3	11	1	3	1	1	37
S. CAROLINA*	3-5	.600	0-0	.00	6-9	.667	5+2=7	2	12	0	0	0	0	21
Kentucky														
VANDERBILT														
Auburn														
LSU														
TEXAS A&M														
Miss. State														
OLE MISS														
Tennessee														
S. Carolina														
MISSOURI														
Arkansas														
MISS.STATE														
LSU														

Career Statistics

Year	G-GS	Min-Avg.	FG-FGA	Pct.	3FG-3FGA	Pct.	FT-FTA	Pct.	Reb.-Avg.	A	TO	BL	ST	PF-DQ	Pts-Avg.
2011	32-0	300-9.4	18-51	.353	2-8	.250	10-24	.417	23+39=62=1.9	13	23	19	11	28-0	48-1.5
2012	27-20	602-22.3	29-105	.276	4-17	.235	20-36	.556	42+87=129=4.8	21	32	13	11	78-3	82-3.0
2013	9-7	198-22.0	12-33	.364	1-6	.167	9-16	.563	14+26=40=4.4	9	12	8	3	25-0	34-3.8
2014	17-16	398-23.4	45-110	.409	1-4	.250	37-67	.552	41+55=96=5.6	8	26	20	8	42-2	128-7.5
Totals vs. SEC	85-43	1498-17.6	104-299	.348	8-35	.229	76-143	.531	120+207=327=3.8	51	93	60	33	173-5	292-3.4
2011	15-0	152-10.1	11-26	.423	2-3	.667	4-10	.400	17+20=37=2.5	8	8	6	8	14-0	28-1.9
2012	13-9	303-23.3	16-51	.314	3-8	.375	11-18	.611	21+37=58=4.5	6	17	9	8	37-2	46-3.5
2014	5-5	140-28.0	14-39	.359	0-0	.000	20-36	.556	20+21=41=8.2	1	6	10	2	11-0	48-9.6
Totals	33-14	595-18.0	41-116	.353	5-11	.455	35-64	.547	58+78=136=4.1	15	31	25	18	62-2	122-3.7



3

JUWAN PARKER

Guard, 6-4, 200, Fr., Tulsa, Okla. (Booker T. Washington HS)

2013-14 Season

- Has seen significant playing time in the early going as a reserve in backcourt.
- 1st collegiate start 12/19 vs. Gardner-Webb. Responded with team-high points (12), rebounds (9) and steals (3) in 30 minutes.
- Played 17 minutes and had two points, four boards in collegiate debut vs. Wofford.
- Shared team rebounding honors in games vs. Ga. Tech and Davidson.
- Started Georgia's exhibition win over UNC-Pembroke and had six points in 22 minutes of action.

Prep Highlights

- Rated the nation's No. 30 shooting guard prospect by Scout.com, No. 39 by Rivals.com.
- As a senior, he averaged 21.8 points per game in leading Booker T. Washington to a 17-9 record and the state 5A quarterfinal round.
- Averaged 20.5 points and 9.4 rebounds as a junior at BTW, which won Oklahoma 5A state championships in his freshman and sophomore seasons.
- Named the 2011 Player of the Year in his home state by the Tulsa World.
- Two-time Tulsa World All-State pick, and also twice a "Super 5" selection by The Oklahoman newspaper.
- Older brother Jason Parker played at Tulsa and was coached by former UGA assistant Kwanza Johnson.

SEASON & CAREER HIGHS**Points**

2014 Season - 13 vs. Florida (1/14/14)
 Career - Same

Rebounds

2014 Season - ... 9 vs. Gard.-Webb (12/19/13)
 Career - Same

Assists

2014 Season - 3 vs. three teams
 Career - Same

Blocks

2014 Season - ---
 Career - Same

Steals

2014 Season - ... 3 vs. Gard.-Webb (12/19/13)
 Career - Same

Minutes

2014 Season - 32 vs. Davidson (11/21/13)
 Career - Same

FG Made

2014 Season - 3 vs. four teams
 Career - Same

FG Attempts

2014 Season - 8 vs. Ga. Tech (11/13/13)
 Career - Same

3FG Made

2014 Season - 1 vs. six teams
 Career - Same

3FG Attempts

2014 Season - ... 5 vs. Gard.-Webb (12/19/13)
 Career - Same

FT Made

2014 Season - 6 vs. Florida (1/14/14)
 Career - Same

FT Attempts


2014 Season - 7 vs. Florida (1/14/14)
 Career - Same

2013-14 GAME-BY-GAME STATS (*= STARTER)

Game	FGs	Pct.	3FGs	Pct.	FTs	Pct.	Rebs	PF	Pts.	AST	TO	BL	ST	MIN
WOFFORD	0-2	.000	0-1	.000	2-4	.500	0+4=4	2	2	0	0	0	0	17
GA. TECH	2-8	.250	0-4	.000	1-2	.500	0+6=6	1	5	3	0	0	0	22
Davidson	2-7	.286	0-1	.000	0-0	.000	2+4=6	2	4	0	0	0	0	32
Temple	0-2	.000	0-0	.000	0-0	.000	0+2=2	0	0	0	1	0	0	11
Nebraska	0-3	.000	0-2	.000	2-2	1.000	0+1=1	1	2	0	1	0	0	14
APP. STATE	2-6	.333	1-3	.333	0-0	.000	1+4=5	1	5	1	1	0	0	15
CHATTANOOGA	3-5	.600	1-2	.500	4-4	1.000	0+5=5	1	11	3	1	0	1	17
LIPSCOMB	3-5	.600	1-2	.500	0-1	.000	0+3=3	2	7	3	0	0	0	22
GARDNER-WEBB*	3-7	.429	1-1	1.000	5-5	1.000	1+8=9	3	12	0	1	0	3	30
W. CAROLINA*	1-2	.500	0-0	.000	0-0	.000	1+1=2	2	2	1	0	0	0	28
Colorado	3-5	.600	0-0	.000	1-2	.500	0+0=0	1	7	1	0	0	0	20
Geo. Washington	2-5	.400	0-0	.000	0-0	.000	0+4=4	4	4	0	3	0	0	26
Missouri	0-4	.000	0-3	.000	0-0	.000	1+2=3	0	0	2	1	0	1	16
ALABAMA	1-6	.167	0-2	.000	2-2	1.000	0+5=5	1	4	0	1	1	0	18
Florida	3-5	.600	1-2	.500	6-7	.857	0+4=4	2	13	1	0	0	2	18
ARKANSAS	0-4	.000	0-1	.000	2-2	1.000	1+1=2	1	2	1	2	0	1	14
S. CAROLINA	2-4	.500	1-1	1.000	0-0	.000	1+2=3	0	5	2	0	0	2	14
Kentucky														
VANDERBILT														
Auburn														
LSU														
TEXAS A&M														
Miss. State														
OLE MISS														
Tennessee														
S. Carolina														
MISSOURI														
Arkansas														
MISS.STATE														
LSU														

Career Statistics

Year	G-GS	Min-Avg.	FG-FGA	Pct.	3FG-3FGA	Pct.	FT-FTA	Pct.	Reb.-Avg.	A	TO	BL	ST	PF-DQ	Pts-Avg.
2014	17-2	334-19.6	27-80	.338	6-25	.240	25-31	.806	8+56=64-3.8	18	12	1	10	24-0	85-5.0
vs. SEC															
Year	G-GS	Min-Avg.	FG-FGA	Pct.	3FG-3FGA	Pct.	FT-FTA	Pct.	Reb.-Avg.	A	TO	BL	ST	PF-DQ	Pts-Avg.
2014	5-0	80-16.0	6-23	.261	2-9	.222	10-11	.909	3+14=17-3.4	6	4	1	6	4-0	24-4.8



4

CHARLES MANN

Guard, 6-5, 210, So.-1L, Alpharetta, Ga. (Milton HS)

2013-14 Season

- Last week's SEC Player of the Week after scoring 40 points over a pair of Bulldog victories.
- Has emerged as Georgia's offensive leader, with team-high scoring honors seven times thus far.
- Missed Lipscomb game while resting sore knee, an injury incurred in Chattanooga game on Dec. 2.
- Career-best scoring game (24 pts) vs. Georgia Tech. Was six points better than previous high and included a 4x4 effort from 3-point range.
- After struggling through regulation, he scored six points in overtime during win vs. Arkansas.

2012-13 Season

- Coaches' Freshman All-SEC team selection.
- Confidence and comfort level with offense rose progressively as the season transpired.
- Earned the starter's job at pt. guard for a 3-game stretch in December.
- Averaged 28 minutes over 5-game homestand in December; 13 min./game during the preceding eight games.
- Team leader in assists with 92 and free throws attempted (170).
- Season-best game was March 2, when he matched scoring high of 18 and added eight assists in win over Tennessee.

SEASON & CAREER HIGHS**Points**

2014 Season - 24 vs. Ga. Tech (11/13/13)
 Career - Same

Rebounds

2014 Season - 7 vs. Alabama (1/11/14)
 Career - 7 vs Iona, Mercer, Alabama

Assists

2014 Season - 6 vs. W. Carolina (12/21/13)
 Career - 8 vs. Tennessee (3/2/13)

Blocks

2014 Season -
 Career - 2 vs. South Florida (11/30/12)

Steals

2014 Season - ... 3 vs. App. State, Colo., GWU
 Career - Same

Minutes

2014 Season - 42 vs. Missouri (1/8/14)
 Career - Same

FG Made

2014 Season - 7 vs. Ga. Tech, Missouri
 Career - Same

FG Attempts

2014 Season - 14 vs. Missouri
 Career - Same

3FG Made

2014 Season - 4 vs. Ga. Tech (11/13/13)
 Career - Ga. Tech (11/13/13)

3FG Attempts

2014 Season - 4 vs. Ga. Tech (11/13/13)
 Career - Same

FT Made

2014 Season - 13 vs. Alabama (1/11/14)
 Career - Same

FT Attempts


2014 Season - 17 vs. Alabama (1/11/14)
 Career - Same

2013-14 GAME-BY-GAME STATS (*= STARTER)

Game	FGs	Pct.	3FGs	Pct.	FTs	Pct.	Rebs	PF	Pts.	AST	TO	BL	ST	MIN
WOFFORD*	2-6	.333	0-0	.000	3-3	1.000	1+0=1	2	7	3	4	0	2	26
GA. TECH*	7-12	.583	4-4	1.000	6-9	.667	1+2=3	3	24	3	7	0	2	31
Davidson*	6-10	.600	0-1	.000	6-7	.857	0+3=3	2	18	4	4	0	1	31
Temple*	5-9	.556	0-0	.000	9-9	1.000	0+3=3	2	19	1	2	0	1	31
Nebraska*	6-13	.462	0-2	.000	4-8	.500	1+3=4	2	16	5	2	0	2	31
APP. STATE*	3-6	.500	0-1	.000	8-10	.800	0+2=2	0	14	2	2	1	3	33
CHATTANOOGA*	1-3	.333	0-2	.000	0-1	.000	0+1=1	1	2	2	0	0	0	9
LIPSCOMB	DNP (Inj.)													
GARDNER-WEBB	2-9	.222	0-1	.000	4-7	.571	2+4=6	2	8	2	6	0	1	32
W. CAROLINA*	4-6	.667	0-1	.000	5-11	.455	0+3=3	4	13	6	1	0	0	23
Colorado*	3-8	.375	1-1	1.000	4-8	.500	0+3=3	3	11	3	2	0	3	30
Geo. Washington*	3-11	.272	1-4	.250	4-5	.800	0+2=2	2	11	0	4	0	3	32
Missouri*	7-14	.500	0-2	.000	4-10	.400	3+3=6	2	18	4	3	0	0	42
ALABAMA*	4-7	.571	1-2	.500	13-18	.765	1+6=7	3	22	3	2	0	1	38
Florida*	3-7	.429	1-2	.500	1-3	.333	1+3=4	3	8	2	5	0	0	34
ARKANSAS*	2-10	.200	0-3	.000	5-7	.714	0+3=3	4	9	3	5	0	2	28
S. CAROLINA*	2-5	.400	2-4	.500	4-4	1.000	0+1=1	5	10	3	4	0	0	19
Kentucky														
VANDERBILT														
Auburn														
LSU														
TEXAS A&M														
Miss. State														
OLE MISS														
Tennessee														
S. Carolina														
MISSOURI														
Arkansas														
MISS.STATE														
LSU														

Career Statistics

Year	G-GS	Min-Avg.	FG-FGA	Pct.	3FG-3FGA	Pct.	FT-FTA	Pct.	Reb.-Avg.	A	TO	BL	ST	PF-DQ	Pts-Avg.
2013	32-8	688-21.5	46-133	.346	6-18	.333	117-170	.688	16+83=99-3.1	92	87	4	25	52-2	215-6.7
2014	16-15	470-29.4	60-136	.441	10-30	.333	80-119	.672	10+42=52-3.3	46	53	1	21	40-1	210-13.1
TOTALS	48-23	1158-24.1	106-269	.394	16-48	.333	197-289	.682	26+125=151-3.1	138	140	5	46	92-3	425-8.9
vs. SEC															
Year	G-GS	Min-Avg.	FG-FGA	Pct.	3FG-3FGA	Pct.	FT-FTA	Pct.	Reb.-Avg.	A	TO	BL	ST	PF-DQ	Pts-Avg.
2013	18-5	413-22.9	26-79	.329	3-11	.273	76-106	.717	9+49=58-3.2	56	54	1	14	41-2	131-7.3
2014	5-5	161-32.2	18-43	.419	4-13	.308	27-41	.659	5+16=21-4.2	15	19	0	3	17-1	67-13.4
TOTALS	23-10	574-25.0	44-122	.361	7-24	.292	103-147	.701	14+65=79-3.4	71	73	1	17	58-3	198-8.6



5

TIM DIXONForward, 6-10, 230, Jr.-2 Letters, Columbus, Ga.
Oldsmar (Fla.) Christian School**2013-14 Season**

- Most meaningful contribution of the SEC schedule thus far: three points, three rebounds in eight minutes vs. Arkansas.
- Came off the bench to contribute three points and a pair of rebounds in 17 minutes against Wofford.
- First sub off the bench in exhibition win over UNC-Pembroke. Had two points, four rebs. in 13 minutes.

2012-13 Season

- Quietly built a greater role for himself in the SEC schedule's second half.
- Established scoring and rebounding career highs in Georgia's first two games last season.
- 1st career start Jan. 12 vs. Miss. State and responded with six pts. and seven rebs. in 22 minutes.
- Had two key second-half baskets in Georgia's home win over Tennessee.

2011-12 Season

- Saw limited action in 18 of Georgia's 32 games.
- A backup at either frontcourt position.
- Lone field goal in SEC play came in Georgia's win over Arkansas. All five minutes of his court time came in the first half, as the Bulldogs bolted to a 19-point lead.

SEASON & CAREER HIGHS**Points**

2014 Season - 4 vs. Lipscomb (12/14/13)
Career - 8 vs. Young. State (11/12/12)

Rebounds

2014 Season - 3 vs. App. State (11/29/13)
Career - 7 vs. Jacksonville, Miss. State

Assists

2014 Season - 2 vs. Wofford, Lipscomb
Career - 3 vs. Ole Miss (2/16/13)

Blocks

2014 Season - 2 vs. Chattanooga (12/2/13)
Career - 3 vs. ETSU (11/23/12)

Steals

2014 Season - 1 vs. Wofford, App. State
Career - 1 vs. 11 teams

Minutes

2014 Season - 17 vs. Wofford (11/8/13)
Career - 22 vs. Miss. State (1/12/13)

FG Made

2014 Season - 2 vs. Lipscomb (12/14/13)
Career - 3 in Miss. State (1/12/13)

FG Attempts

2014 Season - 3 vs. App. State, Lipscomb
Career - 5 vs. Iona (12/15/12)

3FG Made

2014 Season - 0
Career - Same

3FG Attempts

2014 Season - 0
Career - Same

FT Made

2014 Season - 1 vs. Wofford, Arkansas
Career - 4 vs. Young. State (11/12/12)

FT Attempts

2014 Season - 2 vs. Wofford, Arkansas
Career - 4 vs. Young. State (11/12/12)

2013-14 GAME-BY-GAME STATS (*= STARTER)

Game	FGs	Pct.	3FGs	Pct.	FTs	Pct.	Rebs	PF	Pts.	AST	TO	BL	ST	MIN
WOFFORD*	1-1	1.000	0-0	.000	1-2	.500	1+1=2	0	3	2	0	0	1	17
GA. TECH	0-0	.000	0-0	.000	0-0	.000	0+2=2	1	0	0	3	0	0	16
Davidson	0-0	.000	0-0	.000	0-0	.000	0+1=1	0	0	0	1	0	0	5
Temple	0-0	.000	0-0	.000	0-0	.000	0+0=0	0	0	0	0	0	0	1
Nebraska	0-1	.000	0-0	.000	0-0	.000	0+1=1	0	0	0	0	0	0	3
APP. STATE	1-3	.333	0-0	.000	0-0	.000	0+3=3	0	2	0	0	0	1	9
CHATTANOOGA	0-2	.000	0-0	.000	2-2	1.000	2+2=4	1	2	0	0	2	0	10
LIPSCOMB	2-3	.667	0-0	.000	0-0	.000	1+1=2	0	4	2	0	0	0	11
GARDNER-WEBB	0-1	.000	0-0	.000	0-0	.000	0+1=1	0	0	0	0	0	0	4
W. CAROLINA	0-0	.000	0-0	.000	0-0	.000	0+1=1	0	0	0	0	0	1	4
Colorado	0-0	.000	0-0	.000	0-0	.000	0+0=0	3	0	0	1	0	0	8
Geo. Washington	0-0	.000	0-0	.000	0-0	.000	0+0=0	0	0	0	1	0	0	8
Missouri	0-1	.000	0-0	.000	0-0	.000	0+1=1	0	0	0	0	0	0	6
ALABAMA	DNP													
Florida	1-2	.500	0-0	.000	0-0	.000	0+0=0	0	2	0	1	0	0	6
ARKANSAS	1-2	.500	0-0	.000	1-2	.500	2+1=3	0	3	0	1	0	0	8
S. CAROLINA	0-0	.000	0-0	.000	0-0	.000	0+0=0	1	0	0	1	0	0	6
Kentucky														
VANDERBILT														
Auburn														
LSU														
TEXAS A&M														
Miss. State														
OLE MISS														
Tennessee														
S. Carolina														
MISSOURI														
Arkansas														
MISS. STATE														
LSU														

Career Statistics

Year	G-GS	Min-Avg.	FG-FGA	Pct.	3FG-3FGA	Pct.	FT-FTA	Pct.	Reb.-Avg.	A	TO	BL	ST	PF-DQ	Pts-Avg.
2012	19-0	120-6.3	3-7	.429	0-0	.000	0-4	.000	5+12=17-0.9	0	5	1	0	7-0	6-0.3
2013	32-2	349-10.9	24-48	.500	0-0	.000	10-12	.833	18+52=70-2.2	14	17	15	9	15-0	58-1.8
2014	16-0	122-7.6	6-16	.375	0-0	.000	4-6	.667	6+15=21-1.3	4	9	2	3	6-0	16-1.0
TOTALS	67-2	591-8.8	33-71	.465	0-0	.000	14-22	.636	29+79=108-1.6	18	31	18	12	28-0	80-1.2
vs. SEC															
Year	G-GS	Min-Avg.	FG-FGA	Pct.	3FG-3FGA	Pct.	FT-FTA	Pct.	Reb.-Avg.	A	TO	BL	ST	PF-DQ	Pts-Avg.
2012	7-0	38-5.4	1-1	1.000	0-0	.000	0-4	.000	2+4=6-0.9	0	1	0	0	2-0	2-0.3
2013	18-2	203-11.3	14-27	.519	0-0	.000	3-4	.750	13+33=46-2.6	10	10	9	7	5-0	31-1.7
2014	4-0	26-6.5	2-5	.400	0-0	.000	1-2	.500	2+2=4-1.0	0	3	0	0	1-0	5-1.3
TOTALS	29-2	267-9.2	17-33	.515	0-0	.000	4-10	.400	17+39=56-1.9	10	14	9	7	8-0	38-1.3



11

CAMERON FORTE

Forward, 6-7, 220, So.-Tr., Tempe, Ariz. (Howard College)

2013-14 Season

- Georgia's scoring (14) and rebounding (8) leader in non-conference finale vs. Geo. Washington.
- The most productive of Georgia's reserves in season-opening win over Wofford. Contributed nine points and a pair of rebounds in 16 minutes.
- Earned starting assignments in seven of 17 games.
- Had 10 points and seven boards in 18 minutes of exhibition win over UNC-Pembroke.

Juco / Prep Highlights

- Forte averaged a team-high 22.5 points in 2013 for Howard College, which went 30-7 and reached the quarterfinals of the NJCAA tournament in Hutchinson, Kan. His scoring average ranked fourth nationally among all Division I junior college players.
- Also averaged 7.5 rebounds and shot 63 percent from the field during his only season with the Hawks.
- Before the season Forte was ranked as the No. 33 junior college prospect in the country, by Ju-corecruiting.com.
- After the season he was named to the NJCAA All-Region V team.
- Graduated in 2012 from McClintock High School in Tempe, where he scored 36.2 points and pulled down 12.7 rebounds for a team that reached the Arizona Class 4A state championship game.
- Was twice been named to the All-Arizona team by the Arizona Republic newspaper, and as a junior he was named the area Player of the Year by the East Valley Tribune in Tempe.
- Signed with Georgia in the early signing period in November of 2011.

SEASON & CAREER HIGHS**Points**

2014 Season - . 14 vs. Geo. Washington (1/3/14)
 Career - Same

Rebounds

2014 Season - ... 8 vs. Geo. Washington (1/3/14)
 Career - Same

Assists

2014 Season - 4 vs. Lipscomb (12/14/13)
 Career - Same

Blocks

2014 Season - 2 vs. Chattanooga (12/2/13)
 Career - Same

Steals

2014 Season - 1 vs. App. State (11/29/13)
 Career - Same

Minutes

2014 Season - 21 vs. Davidson (11/21/13)
 Career - Same

FG Made

2014 Season - ... 7 vs. Geo. Washington (1/3/14)
 Career - Same

FG Attempts

2014 Season - 8 vs. Chattanooga (12/2/13)
 Career - Same

3FG Made

2014 Season - ---
 Career - Same

3FG Attempts

2014 Season - 1 vs. Chattanooga (12/2/13)
 Career - Same

FT Made

2014 Season - 2 vs. Ga. Tech (11/13/13)
 Career - Same

FT Attempts


2014 Season - 6 vs. Ga. Tech (11/13/13)
 Career - Same

2013-14 GAME-BY-GAME STATS (*= STARTER)

Game	FGs	Pct.	3FGs	Pct.	FTs	Pct.	Rebs	PF	Pts.	AST	TO	BL	ST	MIN
WOFFORD	4-5	.800	0-0	.000	1-2	.500	1+1=2	0	9	1	1	1	0	16
GA. TECH*	3-7	.429	0-0	.000	2-6	.333	0+5=5	1	8	1	1	1	0	18
Davidson*	5-5	1.000	0-0	.000	0-3	.000	0+1=1	1	10	0	2	1	0	21
Temple*	1-2	.500	0-0	.000	0-0	.000	2+1=3	0	2	2	1	0	0	16
Nebraska*	0-1	.000	0-0	.000	1-3	.333	0+2=2	1	1	0	1	0	0	14
APP. STATE*	4-5	.800	0-0	.000	0-2	.000	1+3=4	1	8	2	1	0	1	15
CHATTANOOGA*	4-8	.500	0-1	.000	0-0	.000	2+4=6	1	8	2	0	2	0	13
LIPSCOMB*	2-2	1.000	0-0	.000	0-0	.000	0+2=2	0	4	4	3	0	0	11
GARDNER-WEBB	1-2	.500	0-0	.000	0-0	.000	1+1=2	0	2	2	2	0	0	11
W. CAROLINA	0-0	.000	0-0	.000	0-0	.000	0+1=1	1	0	0	0	0	0	5
Colorado	1-2	.500	0-0	.000	0-0	.000	2+3=5	1	2	0	3	0	0	5
Geo. Washington	7-7	1.000	0-0	.000	0-0	.000	4+4=8	0	14	0	2	0	0	13
Missouri	1-3	.333	0-0	.000	0-0	.000	1+0=1	1	2	1	1	0	0	9
ALABAMA	0-0	.000	0-0	.000	0-0	.000	0+0=0	0	0	0	1	0	1	1
Florida	1-6	.167	0-0	.000	0-0	.000	1+4=5	0	2	0	2	1	0	15
ARKANSAS	1-1	1.000	0-0	.000	0-0	.000	0+1=1	0	2	0	0	0	0	2
S. CAROLINA	1-1	1.000	0-0	.000	1-3	.333	0+0=0	1	3	0	0	0	0	4
Kentucky														
VANDERBILT														
Auburn														
LSU														
TEXAS A&M														
Miss. State														
OLE MISS														
Tennessee														
S. Carolina														
MISSOURI														
Arkansas														
MISS.SSTATE														
LSU														

Career Statistics

Year	G-GS	Min-Avg.	FG-FGA	Pct.	3FG-3FGA	Pct.	FT-FTA	Pct.	Reb.-Avg.	A	TO	BL	ST	PF-DQ	Pts-Avg.
2014	17-7	189-11.1	36-57	.632	0-1	.000	5-19	.263	15+33=48-2.8	15	21	6	2	9-0	77-4.5
vs. SEC	G-GS	Min-Avg.	FG-FGA	Pct.	3FG-3FGA	Pct.	FT-FTA	Pct.	Reb.-Avg.	A	TO	BL	ST	PF-DQ	Pts-Avg.
2014	5-0	31-6.2	4-11	.364	0-0	.000	1-3	.333	2+5=7-1.4	1	4	1	1	2-0	9-1.8



12 KENNY GAINES

Guard, 6-3, 195, So., 1L, Atlanta, Ga. (Whitefield Academy)

2013-14 Season

- Career scoring high of 22 helped to lead Georgia to victory over Alabama on Jan. 11.
- Has scored in double figures in four of five SEC games.
- Productive weekend at Charleston Classic included a career scoring high of 21 points against Temple.
- Made his first collegiate start in season-opening win over Wofford. Had 10 points and six boards against the Terriers, with a team-high 10 FG attempts.

2012-13 Season

- Contributions grew steadily for this promising rookie.
- Came off the bench to score a season-high 11 points in win at South Carolina, all in the 2nd half.
- Surpassed his season scoring high in the next game, getting 12 in just 15 minutes at Tennessee.
- Also had key role in latter win over Tennessee, scoring all nine of his points in the second half.
- Eight points in Dogs' win over Mercer were previously his season high.
- Missed game at Vanderbilt in late February with heel injury.
- Shot 40 percent from 3-point range during the SEC schedule.

Prep Highlights

- One of two Georgians tabbed to the 2012 Parade Magazine All-America team.
- Averaged 25.2 points, 7.6 rebounds and 2.6 steals per game as a senior. Twice hit for season high of 37 points. Had five double-doubles throughout the season.
- Averaged 27 points and 7.4 rebounds through the 5-game State Tournament.
- Rated the 29th-best shooting-guard prospect and the No. 127 prospect overall in the country by online recruiting service Rivals.com.

SEASON & CAREER HIGHS

Points

2014 Season -22 vs. Alabama (1/11/14)
Career - Same

Rebounds

2014 Season - ..6 vs. Wofford, Ga. Tech, Ala.
Career - Same

Assists

2014 Season -5 vs. Lipscomb (12/14/13)
Career - Same

Blocks

2014 Season -2 vs. five teams
Career - 3 vs. LSU (3/14/13)

Steals

2014 Season -3 vs. Colorado (12/28/13)
Career - Same

Minutes

2014 Season -38 vs. Arkansas (1/18/14)
Career - Same

FG Made

2014 Season -8 vs. Temple (11/22/13)
Career - 5 vs. Tennessee (2/6/13)

FG Attempts

2014 Season -14 vs. Alabama (1/11/14)
Career - Same

3FG Made

2014 Season -4 vs. Alabama (1/11/14)
Career - Same

3FG Attempts

2014 Season -7 vs. Alabama (1/11/14)
Career - Same

FT Made

2014 Season -9 vs. Davidson (11/21/13)
Career - Same

FT Attempts


2014 Season -10 vs. Davidson (11/21/13)
Career - Same

2013-14 GAME-BY-GAME STATS (*= STARTER)

Game	FGs	Pct.	3FGs	Pct.	FTs	Pct.	Rebs	PF	Pts.	AST	TO	BL	ST	MIN
WOFFORD*	4-12	.333	0-2	.000	2-2	1.000	2+4=6	1	10	0	1	0	1	26
GA. TECH*	3-10	.300	1-6	.167	6-6	1.000	2+4=6	4	13	0	1	1	0	29
Davidson*	2-4	.500	0-1	.000	9-10	.900	1+0=1	4	13	1	1	1	1	15
Temple*	8-12	.667	1-4	.250	4-5	.800	0+2=2	0	21	0	0	0	1	35
Nebraska*	3-9	.333	1-5	.200	0-0	.000	1+0=1	3	7	0	1	1	0	26
APP. STATE*	5-7	.833	1-3	.333	3-5	.600	0+0=0	3	14	0	3	0	1	25
CHATTANOOGA*	4-7	.571	1-2	.500	1-2	.500	1+1=2	2	10	4	1	2	1	23
LIPSCOMB*	3-10	.300	1-5	.200	4-4	1.000	2+0=2	2	11	5	1	2	1	27
GARDNER-WEBB*	1-7	.143	0-3	.000	0-0	.000	1+2=3	2	2	3	2	0	0	21
W. CAROLINA*	5-7	.714	3-5	.600	4-4	1.000	0+1=1	0	17	0	2	0	0	33
Colorado*	5-12	.417	2-4	.500	0-0	.000	1+1=2	0	12	1	1	1	3	30
Geo. Washington*	4-10	.400	0-4	.000	0-3	.000	0+0=0	3	8	0	0	0	1	20
Missouri*	4-12	.333	1-6	.167	2-2	1.000	0+2=2	3	11	1	1	2	2	36
ALABAMA*	7-14	.500	4-7	.571	4-4	1.000	2+4=6	2	22	0	2	2	1	36
Florida*	1-8	.125	0-3	.000	2-2	1.000	1+0=1	0	4	0	2	1	0	26
ARKANSAS*	5-12	.417	2-5	.400	3-4	.750	0+4=4	3	15	1	1	0	1	38
S. CAROLINA*	3-10	.300	2-5	.400	6-6	1.000	0+3=3	2	14	4	3	2	0	33
Kentucky														
VANDERBILT														
Auburn														
LSU														
TEXAS A&M														
Miss. State														
OLE MISS														
Tennessee														
S. Carolina														
MISSOURI														
Arkansas														
MISS. STATE														
LSU														

Career Statistics

Year	G-GS	Min-Avg.	FG-FGA	Pct.	3FG-3FGA	Pct.	FT-FTA	Pct.	Reb.-Avg.	A	TO	BL	ST	PF-DQ	Pts-Avg.
2013	30-0	309-10.3	39-106	.368	15-43	.349	19-29	.655	13+21=34-1.1	10	16	9	7	43-2	112-3.7
2014	17-17	479-28.2	67-163	.411	20-70	.286	50-60	.833	14+28=42-2.5	20	23	15	14	34-0	204-12.0
TOTALS	47-17	788-16.8	106-269	.394	35-113	.310	69-89	.775	27+49=76-1.6	30	39	24	21	77-2	316-6.7
vs. SEC															
Year	G-GS	Min-Avg.	FG-FGA	Pct.	3FG-3FGA	Pct.	FT-FTA	Pct.	Reb.-Avg.	A	TO	BL	ST	PF-DQ	Pts-Avg.
2013	16-0	172-10.8	26-64	.406	10-25	.400	14-21	.667	8+15=23-1.4	6	8	3	3	29-2	76-4.8
2014	5-5	169-33.8	20-56	.357	9-26	.346	17-19	.895	3+13=16-3.2	6	9	7	4	10-0	66-13.2
TOTALS	21-5	341-16.2	46-120	.383	19-51	.373	31-40	.775	11+28=39-1.9	12	17	10	7	39-2	142-6.8



15

DONTE' WILLIAMS

Forward, 6-9, 225, Sr.- 3 Letters, Ellenwood, Ga. (Miller Grove)

2013-14 Season

- Has led Georgia in rebounding in seven of 17 games thus far.
- Pulled down 12 boards vs. Nebraska for the third double-digit effort of his career.
- Added 11 points against the Wofford, eight coming in the second half.
- Blocked five shots vs. Appy State -- one shy of his career high -- all coming in the first half.

2012-13 Season

- Led the team in offensive rebounds (2.1/game) for the second straight year.
- Had 10 points and eight rebounds in just 21 minutes in win over Kentucky
- Notched his first career double-double in loss to Iona.
- Played big role in Georgia's 1st SEC win of season vs. LSU (14 pts. in season-high 34 minutes).
- Nine rebounds in 2nd win over South Carolina were his second-highest total of the season.

2011-12 Season

- Rose from little-used backup to frontline starter in the course of one off-season.
- Was the Bulldogs' only player to start all 32 games.
- His 17-point outing vs. South Dakota State represented a major breakthrough. Matched his career high in loss at Kentucky. Five of his seven field goals against the Wildcats were dunks.
- Led Georgia, in fact, with a team-high 51 dunks for the season.
- Had a career-high six blocks in Georgia's upset win over Florida. Led the Bulldogs in blocks with 51 and ranked 7th in the SEC in that category.

SEASON & CAREER HIGHS**Points**

2014 Season - 14 vs. Lipscomb (12/14/13)
 Career - 17 vs. S.D. State, Kentucky

Rebounds

2014 Season - 12 vs. Nebraska (11/24/13)
 Career - 13 vs. Wofford (11/11/11)

Assists

2014 Season - 2 vs. Florida (1/14/14)
 Career - 2 vs. three teams

Blocks

2014 Season - 5 vs. App. State (11/29/13)
 Career - 6 vs. Florida (2/25/12)

Steals

2014 Season - 1 vs. Chatt., Lipscomb, SC
 Career - 3 vs. Mercer (12/20/11)

Minutes

2014 Season - 34 vs. Lipscomb (12/14/13)
 Career - 37 vs. Vanderbilt (2/15/12)

FG Made

2014 Season - 6 vs. Lipscomb (12/14/13)
 Career - 7 vs. Kentucky (3/1/12)

FG Attempts

2014 Season - 8 vs. Lipscomb (12/14/13)
 Career - 13 vs. S. Dakota S (11/16/11)

3FG Made

2014 Season - 1 vs. Gard.-Webb (12/19/13)
 Career - Same

3FG Attempts

2014 Season - 1 vs. Temple, Gard.-Webb
 Career - Same

FT Made

2014 Season - 4 vs. Gard.-Webb (12/19/13)
 Career - 8 vs. Kentucky (3/7/13)

FT Attempts


2014 Season - 6 vs. Wofford, USC
 Career - 10 vs. South Carolina (3/3/12)

2013-14 GAME-BY-GAME STATS (*= STARTER)

Game	FGs	Pct.	3FGs	Pct.	FTs	Pct.	Rebs	PF	Pts.	AST	TO	BL	ST	MIN
WOFFORD*	4-7	.571	0-0	.000	3-6	.500	4+5=9	2	11	1	1	0	0	18
GA. TECH*	2-3	.667	0-0	.000	0-0	.000	3+2=5	4	4	0	1	1	0	18
Davidson*	2-2	1.000	0-0	.000	1-1	1.000	2+2=4	5	5	1	0	1	0	12
Temple*	3-8	.375	0-1	.000	3-4	.750	3+1=4	4	9	0	1	0	0	23
Nebraska*	2-4	.500	0-0	.000	1-2	.500	3+9=12	2	5	1	0	0	0	24
APP. STATE*	2-4	.500	0-0	.000	1-2	.500	1+5=6	1	5	0	2	5	0	31
CHATTANOOGA*	1-2	.500	0-0	.000	0-0	.000	2+3=5	2	2	1	0	2	1	20
LIPSCOMB*	6-8	.750	0-0	.000	2-3	.667	1+6=7	4	14	0	0	2	1	34
GARDNER-WEBB*	2-4	.500	1-1	1.000	4-4	1.000	1+4=5	2	9	0	0	2	0	27
W. CAROLINA*	3-5	.600	0-0	.000	2-4	.500	0+0=0	2	8	0	1	2	0	32
Colorado*	2-4	.500	0-0	.000	0-0	.000	2+1=3	5	4	0	0	0	1	21
Geo. Washington*	0-0	.000	0-0	.000	0-0	.000	0+3=3	5	0	0	2	3	1	13
Missouri*	3-7	.429	0-0	.000	2-2	1.000	2+3=5	3	8	1	0	2	0	31
ALABAMA*	0-2	.000	0-0	.000	1-2	.500	1+4=5	4	1	0	2	1	1	23
Florida*	0-3	.000	0-0	.000	0-0	.000	3+1=4	3	0	2	0	0	0	23
ARKANSAS*	3-3	1.000	0-0	.000	0-0	.000	4+3=7	2	6	0	1	2	0	23
S. CAROLINA*	3-4	.750	0-0	.000	3-6	.500	2+8=10	1	9	0	1	0	1	26
Kentucky														
VANDERBILT														
Auburn														
LSU														
TEXAS A&M														
Miss. State														
OLE MISS														
Tennessee														
S. Carolina														
MISSOURI														
Arkansas														
MISS. STATE														
LSU														

Career Statistics

Year	G-GS	Min-Avg.	FG-FGA	Pct.	3FG-3FGA	Pct.	FT-FTA	Pct.	Reb.-Avg.	A	TO	BL	ST	PF-DQ	Pts-Avg.
2011	30-0	179-6.0	7-26	.269	0-0	.000	9-21	.429	12+25=37-1.2	13	6	10	1	30-1	23-0.8
2012	32-32	829-25.9	95-200	.475	0-0	.000	59-108	.546	79+85=164-5.1	7	27	51	11	106-7	249-7.8
2013	29-27	659-22.7	59-129	.457	0-0	.000	31-57	.544	59+80=139-4.8	7	33	35	9	98-7	149-5.1
2014	17-17	399-23.5	38-70	.543	1-2	.500	23-36	.639	34+60=94-5.5	7	12	23	6	51-3	100-5.9
TOTALS vs. SEC	108-76	2066-19.1	199-425	.468	1-2	.500	122-222	.550	184+250=434-4.0	34	78	119	27	285-18	521-4.8
Year	G-GS	Min-Avg.	FG-FGA	Pct.	3FG-3FGA	Pct.	FT-FTA	Pct.	Reb.-Avg.	A	TO	BL	ST	PF-DQ	Pts-Avg.
2011	15-0	88-5.9	2-13	.154	0-0	.000	3-4	.750	5+12=17-1.1	8	3	3	0	17-1	7-0.5
2012	16-16	440-27.5	52-104	.500	0-0	.000	32-57	.561	42+40=82-5.1	5	11	29	5	56-4	136-8.5
2013	17-16	414-24.4	30-71	.423	0-0	.000	24-42	.571	31+54=85-5.0	5	16	25	5	58-3	84-4.9
2014	5-5	126-25.2	9-19	.474	0-0	.000	6-10	.600	12+19=31-6.2	3	4	5	2	13-0	24-4.8
TOTALS	53-37	1068-20.2	93-207	.449	0-0	.000	65-113	.575	90+125=215-4.1	21	34	62	12	144-8	251-4.7



24 HOUSTON KESSLER

Forward, 6-8, 225, RFr., Newnan, Ga. (Landmark Christian)

2013-14 Season

- Saw his first collegiate action in second half of season-opening win over Wofford.
- Also played two second-half minutes in exhibition win over UNC-Pembroke.

2013-14 Season

- Redshirted. Practiced with the Bulldogs throughout the 2013 season.

Prep Highlights

- Earned first-team Class A All-State honors from the Georgia Sportswriters Assn. and was a unanimous All-Region selection this season.
- The War Eagles have gone 39-16 over the past two seasons, including a 20-8 mark in 2012 that was capped by a Round of 16 showing in the Class A state tournament.
- Son of Chad Kessler, a 4-year Bulldog letterman (1983-87) who scored 675 career points, won Academic All-America honors and was a 5th-round draft choice of the L.A. Clippers in '87. Also the nephew of the late Alec Kessler, UGA's No. 2 career scoring leader at 1,788 points and a 1990 lottery pick of the Houston Rockets.

SEASON & CAREER HIGHS

Points

2014 Season - ---
Career - Same

Rebounds

2014 Season - 2 vs. Chattanooga (12/2/13)
Career - Same

Assists

2014 Season - 1 vs. Chattanooga (12/2/13)
Career - Same

Blocks

2014 Season - ---
Career - Same

Steals

2014 Season - ---
Career - Same

Minutes

2014 Season - 7 vs. Chattanooga (12/2/13)
Career - Same

FG Made

2014 Season - ---
Career - Same

FG Attempts

2014 Season - 1 vs. Wofford, Chattanooga
Career - Same

3FG Made

2014 Season - ---
Career - Same

3FG Attempts

2014 Season - ---
Career - Same

FT Made

2014 Season - ---
Career - Same

FT Attempts


2014 Season - ---
Career - Same

2013-14 GAME-BY-GAME STATS (*= STARTER)

Game	FGs	Pct.	3FGs	Pct.	FTs	Pct.	Rebs	PF	Pts.	AST	TO	BL	ST	MIN
WOFFORD	0-1	.000	0-0	.000	0-0	.000	1+0=1	0	0	0	0	0	0	2
GA. TECH		DNP												
Davidson		DNP												
Temple		DNP												
Nebraska		DNP												
APP. STATE	0-0	.000	0-0	.000	0-0	.000	0+0=0	0	0	0	0	0	0	1
CHATTANOOGA	0-1	.000	0-0	.000	0-0	.000	1+1=2	1	0	1	0	0	0	7
LIPSCOMB		DNP												
GARDNER-WEBB		DNP												
W. CAROLINA		DNP												
Colorado		DNP												
Geo. Washington	0-0	.000	0-0	.000	0-0	.000	0+0=0	0	0	0	0	0	0	2
Missouri		DNP												
ALABAMA		DNP												
Florida	0-0	.000	0-0	.000	0-0	.000	0+0=0	0	0	0	0	0	0	1
ARKANSAS		DNP												
S. CAROLINA	0-0	.000	0-0	.000	0-0	.000	0+1=1	1	0	0	0	0	0	1
Kentucky														
VANDERBILT														
Auburn														
LSU														
TEXAS A&M														
Miss. State														
OLE MISS														
Tennessee														
S. Carolina														
MISSOURI														
Arkansas														
MISS.SSTATE														
LSU														

Career Statistics

Year	G-GS	Min-Avg.	FG-FGA	Pct.	3FG-3FGA	Pct.	FT-FTA	Pct.	Reb.-Avg.	A	TO	BL	ST	PF-DQ	Pts-Avg.
2014	6-0	14-2.3	0-2	.000	0-0	.000	0-0	.000	2+2=4-0.7	1	0	0	0	2-0	0-0.0
vs. the SEC															
Year	G-GS	Min-Avg.	FG-FGA	Pct.	3FG-3FGA	Pct.	FT-FTA	Pct.	Reb.-Avg.	A	TO	BL	ST	PF-DQ	Pts-Avg.
2014	2-0	2-1.0	0-0	.000	0-0	.000	0-0	.000	0+1=1-0.5	0	0	0	0	1-0	0-0.0



25

KENNY PAUL GENO

Forward, 6-6, 200, Fr., Booneville, Miss. (Booneville HS)

2013-14 Season

- Saw three minutes in his first collegiate game and made his only field-goal attempt. Also contributed two rebounds in the season-opening win over Wofford.
- Played nine minutes and contributed three rebounds in exhibition win over UNC-Pembroke.

Prep Highlights

- Averaged 23.5 points and 12.5 rebounds per game as a senior at Booneville, which won the State 3A title in 2011 and reached the championship game the past two years.
- Named to 5-man All-State First Team by the Jackson Clarion-Ledger in 2013. Clarion-Ledger also picked him to its "Dandy Dozen" squad in Nov. of 2012.
- Also Northeast Miss. Daily Journal Player of the Year in 2013.
- Averaged 13.5 points and 9.7 rebounds as a junior.

SEASON & CAREER HIGHS**Points**

2014 Season - 4 vs. Chattanooga (12/2/13)
 Career - Same

Rebounds

2014 Season - 3 vs. Chattanooga (12/2/13)
 Career - Same

Assists

2014 Season - 1 vs. Chattanooga, Lipscomb
 Career - Same

Blocks

2014 Season - ---
 Career - Same

Steals

2014 Season - 1 vs. Chattanooga (12/2/13)
 Career - Same

Minutes

2014 Season - 10 vs. Chattanooga (12/2/13)
 Career - Same

FG Made

2014 Season - 1 vs. Wofford, Chattanooga
 Career - Same

FG Attempts

2014 Season - 2 vs. App. State, Chattanooga
 Career - Same

3FG Made

2014 Season - 1 vs. Chattanooga (12/2/13)
 Career - Same

3FG Attempts

2014 Season - 1 vs. Ga. Tech, Chattanooga
 Career - Same

FT Made

2014 Season - 1 vs. App. State, Chattanooga
 Career - Same

FT Attempts


2014 Season - 2 vs. App. State, Chattanooga
 Career - Same

2013-14 GAME-BY-GAME STATS (*= STARTER)

Game	FGs	Pct.	3FGs	Pct.	FTs	Pct.	Rebs	PF	Pts.	AST	TO	BL	ST	MIN
WOFFORD	1-1	1.000	0-0	.000	0-0	.000	2+0=2	2	2	0	0	0	0	3
GA. TECH	0-1	.000	0-1	.000	0-0	.000	0+0=0	0	0	0	0	0	0	1
Davidson														
Temple	0-0	.000	0-0	.000	0-0	.000	0+1=1	0	0	0	0	0	0	1
Nebraska														
APP. STATE	0-2	.000	0-0	.000	1-2	.500	1+0=1	0	1	0	0	0	0	5
CHATTANOOGA	1-2	.500	1-1	1.000	1-2	.500	1+2=3	0	4	1	0	0	1	10
LIPSCOMB	0-1	.000	0-0	.000	0-0	.000	0+0=0	1	0	1	0	0	0	9
GARDNER-WEBB														
W. CAROLINA														
Colorado	0-0	.000	0-0	.000	0-0	.000	0+0=0	0	0	0	0	0	0	5
Geo. Washington	0-0	.000	0-0	.000	0-0	.000	0+0=0	0	0	0	0	0	1	2
Missouri														
ALABAMA														
Florida	0-0	.000	0-0	.000	0-0	.000	0+0=0	1	0	0	0	0	0	4
ARKANSAS														
S. CAROLINA	1-1	1.000	0-0	.000	0-0	.000	1+0=1	0	2	0	0	0	0	1
Kentucky														
VANDERBILT														
Auburn														
LSU														
TEXAS A&M														
Miss. State														
OLE MISS														
Tennessee														
S. Carolina														
MISSOURI														
Arkansas														
MISS.STATE														
LSU														

Career Statistics

Year	G-GS	Min-Avg.	FG-FGA	Pct.	3FG-3FGA	Pct.	FT-FTA	Pct.	Reb.-Avg.	A	TO	BL	ST	PF-DQ	Pts-Avg.
2014	10-0	41-4.1	3-8	.375	1-2	.500	2-4	.500	5+3=8-0.8	2	0	0	2	4-0	9-0.9
vs. the SEC															
Year	G-GS	Min-Avg.	FG-FGA	Pct.	3FG-3FGA	Pct.	FT-FTA	Pct.	Reb.-Avg.	A	TO	BL	ST	PF-DQ	Pts-Avg.
2014	2-0	5-2.5	1-1	1.000	0-0	.000	0-0	.000	1+0=1-0.5	0	0	0	0	1-0	2-1.0



30

J.J. FRAZIER

Guard, 5-10, 150, Fr., Glennville, Ga. (Faith Baptist Christian)

2013-14 Season

- Has emerged in Georgia's most recent games as a valuable member of the Bulldogs' backcourt rotation.
- Played season-high minutes in both of Dogs' past two games.
- Emerged from obscurity to play 17 valuable minutes in Georgia's win over Arkansas. Played the final 5:13 of regulation while starter Charles Mann was sidelined with foul trouble.
- Scored six points in 14 minutes in season-opening win over Wofford.
- Contributed eight points and an assist in 16 minutes of exhibition win over UNC-Pembroke.

Prep Highlights

- Regarded as the top point guard of his class in the state of Georgia.
- In his senior year, he averaged 26.5 points in leading FBCA to a 26-5 record and the state championship of the Ga. Association of Christian Schools.
- He averaged 26.2 points, 4.9 assists, 5.4 rebounds and 3.1 steals as a junior at Faith Baptist Christian, which won 33 games last season.
- Played AAU basketball for the South Georgia Kings program from Hinesville, Ga.

SEASON & CAREER HIGHS**Points**

2014 Season - 6 vs. Wofford, Chattanooga
 Career - Same

Rebounds

2014 Season - 4 vs. Arkansas (1/18/14)
 Career - Same

Assists

2014 Season - 4 vs. S. Carolina (1/22/14)
 Career - Same

Blocks

2014 Season - 1 vs. Arkansas (1/18/14)
 Career - Same

Steals

2014 Season - 2 vs. Chatt., GWU, USC
 Career - Same

Minutes

2014 Season - 21 vs. S. Carolina (1/22/14)
 Career - Same

FG Made

2014 Season - 3 vs. Chattanooga (12/2/13)
 Career - Same

FG Attempts

2014 Season - 6 vs. Chattanooga (12/2/13)
 Career - Same

3FG Made

2014 Season - 1 vs. four teams
 Career - Same

3FG Attempts

2014 Season - 5 vs. Arkansas (1/18/14)
 Career - Same

FT Made

2014 Season - 5 vs. Arkansas (1/18/14)
 Career - Same

FT Attempts

2014 Season - 6 vs. Arkansas (1/18/14)
 Career - Same

2013-14 GAME-BY-GAME STATS (*= STARTER)

Game	FGs	Pct.	3FGs	Pct.	FTs	Pct.	Rebs	PF	Pts.	AST	TO	BL	ST	MIN
WOFFORD	1-4	.250	1-3	.333	3-4	.750	0+3=3	4	6	1	0	0	0	14
GA. TECH	1-5	.200	1-3	.333	0-0	.000	0+0=0	3	3	1	0	0	0	9
Davidson	1-3	.333	0-1	.000	0-0	.000	1+0=1	3	2	1	2	0	0	16
Temple	0-2	.000	0-2	.000	0-0	.000	0+2=2	1	0	1	0	0	0	8
Nebraska	0-0	.000	0-0	.000	0-0	.000	0+0=0	2	0	0	0	0	0	2
APP. STATE	0-0	.000	0-0	.000	0-0	.000	0+0=0	1	0	2	0	0	0	6
CHATTANOOGA	3-6	.500	0-3	.000	0-1	.000	0+1=1	1	6	0	1	0	2	11
LIPSCOMB	DNP													
GARDNER-WEBB	DNP													
W. CAROLINA	DNP													
Colorado	DNP													
Geo. Washington	0-0	.000	0-0	.000	2-2	1.000	0+0=0	0	2	0	0	0	0	3
Missouri	0-0	.000	0-0	.000	0-0	.000	0+0=0	0	0	0	0	0	0	2
ALABAMA	0-0	.000	0-0	.000	0-0	.000	0+0=0	0	0	0	0	0	0	1
Florida	1-1	1.000	1-1	1.000	0-0	.000	0+0=0	1	3	0	0	0	0	2
ARKANSAS	0-6	.000	0-5	.000	5-6	.833	0+4=4	1	5	1	0	1	0	17
S. CAROLINA	1-5	.200	1-3	.333	0-0	.000	0+1=1	4	3	4	1	0	2	21
Kentucky														
VANDERBILT														
Auburn														
LSU														
TEXAS A&M														
Miss. State														
OLE MISS														
Tennessee														
S. Carolina														
MISSOURI														
Arkansas														
MISS.STATE														
LSU														

Career Statistics

Year	G-GS	Min-Avg.	FG-FGA	Pct.	3FG-3FGA	Pct.	FT-FTA	Pct.	Reb.-Avg.	A	TO	BL	ST	PF-DQ	Pts-Avg.
2014	13-0	111-8.5	8-32	.250	4-21	.190	10-13	.769	1+11=12-0.9	11	4	1	4	21-0	30-2.3
vs. the SEC															
Year	G-GS	Min-Avg.	FG-FGA	Pct.	3FG-3FGA	Pct.	FT-FTA	Pct.	Reb.-Avg.	A	TO	BL	ST	PF-DQ	Pts-Avg.
2014	5-0	42-8.4	2-12	.167	2-9	.222	5-6	.833	0+5=5-1.0	5	1	1	2	6-0	11-2.2



31

BRANDON MORRIS

Forward, 6-7, 215, So.-1L, Lithonia, Ga. (Miller Grove HS)

2013-14 Season

- Scored a career-best 17 points in his first starting assignment of the season vs. Lipscomb.
- Saw his 1st action of the season Nov. 22 vs. Temple after a 3-game suspension.
- Played career-best 36 minutes last Saturday vs. Arkansas.

2012-13 Season

- Earned a spot in the starting lineup in 20 of the Bulldogs' 32 games.
- Performances vs. Ga. Tech and Iona marked a significant breakthrough after a quiet start to this collegiate career.
- Scored in double figures in three of Georgia's 5-game December homestand.
- Seven of his nine points vs. Ga. Tech came in the second half.
- All 10 of his points vs. Southern Cal came in the second half.
- Career-high 11 rebounds in Georgia's 2nd win over South Carolina.
- Only double-figure scoring effort of the SEC schedule came in finale at Alabama (11 pts.).

Prep Highlights

- Averaged 10.9 points and 8.0 rebounds per game as a senior, when Miller Grove captured its fourth straight Georgia Class AAAA state crown.
- Also shot 52 percent FGs and averaged 2.3 blocks per game for the 24-9 Wolverines, who compiled a 112-19 record in his career there.
- Averaged 9.3 points and 7.8 rebounds for the 2011 MGHS team which went 31-1 and ranked among the nation's top 10 teams throughout the season.

SEASON & CAREER HIGHS**Points**

2014 Season - 17 vs. Lipscomb (12/14/13)
 Career - Same

Rebounds

2014 Season - 7 vs. Missouri (1/8/14)
 Career - 11 vs. South Carolina (2/23/13)

Assists

2014 Season - 5 vs. S. Carolina (1/22/14)
 Career - Same

Blocks

2014 Season - ... 3 vs. Geo. Washington (1/3/14)
 Career - Same

Steals

2014 Season - 2 vs. Alabama, Florida
 Career - 2 vs. three teams

Minutes

2014 Season - 36 vs. Arkansas (1/18/14)
 Career - Same

FG Made

2014 Season - 6 vs. Lipscomb (12/14/13)
 Career - Same

FG Attempts

2014 Season - 11 vs. Lipscomb (12/14/13)
 Career - 12 vs. Iona (12/15/12)

3FG Made

2014 Season - 1 vs. Lipscomb, Colorado
 Career - 2 vs. Alabama (3/9/13)

3FG Attempts

2014 Season - 2 vs. Lipscomb (12/14/13)
 Career - 2 vs. Tennessee, Alabama

FT Made

2014 Season - 7 vs. W. Carolina (12/21/13)
 Career - Same

FT Attempts

2014 Season - 10 vs. W. Carolina (12/21/13)
 Career - Same

2013-14 GAME-BY-GAME STATS (*= STARTER)

Game	FGs	Pct.	3FGs	Pct.	FTs	Pct.	Rebs	PF	Pts.	AST	TO	BL	ST	MIN
WOFFORD	DNP													
GA. TECH	DNP													
Davidson	DNP													
Temple	2-3	.667	0-0	.000	4-6	.667	0+3=3	4	8	2	0	0	0	16
Nebraska	4-6	.667	0-0	.000	6-8	.750	4+0=4	3	14	1	1	0	0	25
APP. STATE	3-4	.750	0-1	.000	0-0	.000	2+4=6	3	6	3	1	1	0	20
CHATTANOOGA	4-7	.571	0-1	.000	1-3	.333	1+2=3	3	9	0	3	0	0	19
LIPSCOMB*	6-11	.545	1-2	.500	4-8	.500	1+3=4	1	17	3	3	2	1	28
GARDNER-WEBB	1-1	1.000	0-0	.000	4-6	.667	2+2=4	1	6	0	1	0	0	21
W. CAROLINA	2-5	.400	0-1	.000	7-10	.700	0+3=3	2	11	0	0	0	1	21
Colorado*	5-7	.714	1-1	1.000	0-1	.000	0+1=1	2	11	1	1	0	0	22
Geo. Washington*	2-4	.500	0-0	.000	0-1	.000	1+2=3	2	4	1	3	3	0	22
Missouri*	3-5	.600	0-0	.000	4-6	.667	2+5=7	4	10	1	2	1	1	29
ALABAMA*	1-1	1.000	0-0	.000	3-6	.500	0+2=2	4	5	3	1	0	2	27
Florida*	2-3	.667	0-0	.000	0-0	.000	1+1=2	1	4	1	1	0	2	21
ARKANSAS*	2-7	.286	0-0	.000	4-6	.667	4+2=6	3	8	0	1	0	1	36
S. CAROLINA*	4-6	.667	0-0	.000	5-9	.556	0+5=5	3	13	5	0	0	0	27
Kentucky														
VANDERBILT														
Auburn														
LSU														
TEXAS A&M														
Miss. State														
OLE MISS														
Tennessee														
S. Carolina														
MISSOURI														
Arkansas														
MISS.STATE														
LSU														

Career Statistics

Year	G-GS	Min-Avg.	FG-FGA	Pct.	3FG-3FGA	Pct.	FT-FTA	Pct.	Reb.-Avg.	A	TO	BL	ST	PF-DQ	Pts-Avg.
2013	32-20	522-16.3	38-97	.392	4-13	.308	51-80	.638	20+55=75-2.3	23	34	5	13	44-0	131-4.1
2014	14-8	334-23.9	41-70	.586	2-6	.333	42-70	.600	18+35=53-3.8	21	18	7	8	36-0	126-9.0
Totals	46-28	856-18.6	79-167	.473	6-19	.316	93-150	.620	38+90=128-2.8	44	52	12	21	80-0	257-5.6
vs. the SEC															
Year	G-GS	Min-Avg.	FG-FGA	Pct.	3FG-3FGA	Pct.	FT-FTA	Pct.	Reb.-Avg.	A	TO	BL	ST	PF-DQ	Pts-Avg.
2013	18-14	345-19.2	23-66	.348	3-10	.300	29-49	.592	13+35=48-2.7	11	23	2	9	32-0	78-4.3
2014	5-5	140-28.0	12-22	.545	0-0	.000	16-27	.593	7+15=22-4.4	10	5	1	6	15-0	40-8.0
TOTALS	23-19	485-21.1	35-88	.398	3-10	.300	45-76	.592	20+50=70-3.0	21	28	3	15	47-0	118-5.1



41

JOHN CANNON

Center, 6-10, 240, Jr.-2L, Burnsville, N.C. (Mtn. Heritage)

2013-14 Season

- An important part of Georgia's inside game as a reserve.
- Played 16 minutes, twice his 2013 average, in season-opening win over Wofford and contributed four points and four rebounds.

2012-13 Season

- One of the team's most improved player over the previous season.
- Needed just six games this season to surpass his scoring total from the entirety of the 2012 season.
- Made his first collegiate start Dec. 18 in the Mercer game.
- Career highs in scoring (10 pts.) and rebounding (7) in Southern Cal game.

2011-12 Season

- Limited playing time in his freshman season. Still, his two most extensive outings occurred in the season's final two weeks.
- Played a season-high 14 minutes at LSU on Feb. 22 that included a pair of second-half baskets.
- Season-high six points came in SEC Tournament second round vs. Vanderbilt. Played a key role in helping the Bulldogs to a halftime lead against the eventual tourney champs, despite three starters in foul trouble.

SEASON & CAREER HIGHS**Points**

2014 Season - 8 vs. Chattanooga (12/2/13)
 Career - 10 vs. USC (12/22/12)

Rebounds

2014 Season - 4 vs. Wofford (11/8/13)
 Career - 7 vs. USC (12/22/12)

Assists

2014 Season - ---
 Career - 2 vs. Xavier (11/25/11)

Blocks

2014 Season - 3 vs. Ga. Tech (11/13/13)
 Career - Same

Steals

2014 Season - ---
 Career - 2 vs. Xavier (11/25/11)

Minutes

2014 Season - 16 vs. Wofford (11/8/13)
 Career - 20 vs. USC (12/22/12)

FG Made

2014 Season - 4 vs. Chattanooga
 Career - 4 vs. UCLA, S. Carolina, Chatt.

FG Attempts

2014 Season - 4 vs. Wofford, Chattanooga
 Career - 8 vs. UCLA (11/20/12)

3FG Made

2014 Season - ---
 Career - Same

3FG Attempts

2014 Season - ---
 Career - Same

FT Made

2014 Season - 2 vs. Davidson (11/21/13)
 Career - 4 vs. Vanderbilt, USC

FT Attempts

2014 Season - 2 vs. Davidson (11/21/13)
 Career - 4 vs. Vanderbilt, USC

2013-14 GAME-BY-GAME STATS (*= STARTER)

Game	FGs	Pct.	3FGs	Pct.	FTs	Pct.	Rebs	PF	Pts.	AST	TO	BL	ST	MIN
WOFFORD	2-4	.500	0-0	.000	0-0	.000	1+3=4	1	4	0	1	1	0	16
GA. TECH	1-1	1.000	0-0	.000	0-0	.000	0+2=2	2	2	0	0	3	0	9
Davidson	1-2	.500	0-0	.000	2-2	1.000	0+1=1	2	4	0	1	0	0	9
Temple	1-2	.500	0-0	.000	0-0	.000	1+0=1	0	2	0	0	0	0	5
Nebraska														
APP. STATE	0-0	.000	0-0	.000	0-0	.000	0+0=0	0	0	0	0	0	0	1
CHATTANOOGA	4-4	1.000	0-0	.000	0-0	.000	1+0=1	2	8	0	0	0	0	7
LIPSCOMB														
GARDNER-WEBB	0-0	.000	0-0	.000	0-0	.000	0+1=1	0	0	0	0	0	0	1
W. CAROLINA														
Colorado	1-3	.333	0-0	.000	0-0	.000	0+0=0	1	2	0	1	0	0	7
Geo. Washington														
Missouri														
ALABAMA														
Florida	0-1	.000	0-0	.000	0-0	.000	1+1=2	0	0	0	0	0	1	3
ARKANSAS														
S. CAROLINA	0-0	.000	0-0	.000	1-2	.500	0+1=1	2	1	0	1	0	0	3
Kentucky														
VANDERBILT														
Auburn														
LSU														
TEXAS A&M														
Miss. State														
OLE MISS														
Tennessee														
S. Carolina														
MISSOURI														
Arkansas														
MISS.STATE														
LSU														

Career Statistics

Year	G-GS	Min-Avg.	FG-FGA	Pct.	3FG-3FGA	Pct.	FT-FTA	Pct.	Reb.-Avg.	A	TO	BL	ST	PF-DQ	Pts-Avg.
2012	16-0	59-3.7	6-16	.375	0-0	.000	8-9	.889	3+11=14-0.9	4	0	6	3	8-0	20-1.3
2013	27-2	230-8.5	31-61	.508	0-0	.000	7-7	1.000	17+31=48-1.8	1	15	8	1	21-0	69-2.6
2014	10-0	61-6.1	10-17	.588	0-0	.000	3-4	.750	4+9=13-1.3	0	4	4	1	10-0	23-2.3
TOTALS	53-2	350-6.6	47-94	.500	0-0	.000	18-20	.900	24+51=75-1.4	5	19	18	5	39-0	112-2.1
vs. the SEC															
Year	G-GS	Min-Avg.	FG-FGA	Pct.	3FG-3FGA	Pct.	FT-FTA	Pct.	Reb.-Avg.	A	TO	BL	ST	PF-DQ	Pts-Avg.
2012	7-0	19-2.7	2-6	.333	0-0	.000	2-2	1.000	1+3=4-0.6	0	0	1	0	4-0	6-0.9
2013	13-0	85-6.5	11-22	.500	0-0	.000	1-1	1.000	8+9=17-1.3	1	6	4	0	10-0	23-1.8
2014	2-0	6-3.0	0-1	.000	0-0	.000	1-2	.500	1+2=3-1.5	0	1	0	1	2-0	1-0.5
TOTALS	22-0	110-5.0	13-29	.448	0-0	.000	4-5	.800	10+14=24-1.1	1	7	5	1	16-0	30-1.4



42 NEMANJA DJURISIC

Forward, 6-8, 230, Jr.-2L, Podgorica, Montenegro (South Kent)

2013-14 Season

- Starter at the '4' position in two of 17 games thus far.
- Has emerged as the Bulldogs' top threat from 3-point range.
- Set new career scoring high of 22 points in Dogs' most recent win vs. South Carolina.
- Sank four of five 3-pointers in scoring 16 points in win at Missouri. Has struggled for open shots in each game since.
- 19-point effort vs. Davidson included career highs in FGs made, 3FGs made & attempted.

2012-13 Season

- Tallied his second career double-double in season opener vs. Jacksonville.
- Followed FAMU game with team-high 17 points in win vs. George Washington.
- Contributed team-high 8 rebounds, as well as 7 pts. & 3 assists, in UGA's win over LSU.
- Led the team in scoring thrice: vs. Fla. A&M (21 pts.), Texas A&M (13 pts.), & Alabama (14).
- Shot 41 percent from 3-point range during the SEC season.
- Scored the biggest FG of the OT period in home win over South Carolina.

2011-12 Season

- Started 12 games at the '4' position, including four of the last five games of the season. Started and contributed 12 points and seven boards in Georgia's win over Florida late in the regular season.
- Made several key plays late in win over Tennessee, including a block, rebound and court-length drive & layup in a single play. Played final 12 1/2 minutes of the game with four fouls.
- Had the team's only double-double this season in SEC Tourney win over Miss. State, gathering 11 points and 11 boards in this first-round game.

SEASON & CAREER HIGHS

Points

2013 Season - ...22 vs. South Carolina (1/22/14)
Career - Same

Rebounds

2013 Season - 7 vs. Wofford (11/8/13)
Career - 12 vs. Jacksonville (11/9/12)

Assists

2013 Season - 3 vs. Chattanooga, USC
Career - 5 vs. ETSU (11/23/12)

Blocks

2013 Season - 1 vs. five teams
Career - 2 vs. Geo. Wash., S. Car. 1, Ark

Steals

2013 Season - 2 vs. Ga. Tech, Colorado
Career - 2, six times

Minutes

2013 Season - 32 vs. Missouri (1/8/14)
Career - 34 vs. Winthrop, Sou. Miss

FG Made

2013 Season - 7 vs. Davidson (11/21/13)
Career - 7, three times

FG Attempts

2013 Season - 13 vs. Davidson (11/21/13)
Career - 14 vs. Florida A&M (12/29/12)

3FG Made

2013 Season - 4 vs. Davidson, Missouri
Career - Same

3FG Attempts

2013 Season - 6 vs. Davidson (11/21/13)
Career - 6 vs. Jacksonville, Davidson

FT Made

2013 Season - 7 vs. S. Carolina (1/22/14)
Career - 7 vs. FAMU (2012), USC (2014)

FT Attempts

2013 Season - 11 vs. S. Carolina (1/22/14)
Career - Same

2013-14 GAME-BY-GAME STATS (*= STARTER)

Game	FGs	Pct.	3FGs	Pct.	FTs	Pct.	Rebs	PF	Pts.	AST	TO	BL	ST	MIN
WOFFORD*	4-8	.500	0-1	.000	4-4	1.000	5+2=7	2	12	1	0	0	0	21
GA. TECH*	3-7	.429	0-2	.000	3-4	.750	0+3=3	2	9	0	0	0	2	23
Davidson	7-13	.538	4-6	.667	1-1	1.000	1+5=6	3	19	1	3	0	0	31
Temple	4-8	.500	2-3	.667	0-0	.000	0+2=2	4	10	0	2	0	0	25
Nebraska	3-6	.500	1-2	.500	0-0	.000	0+2=2	2	7	0	0	1	0	24
APP. STATE	4-7	.571	1-3	.333	1-2	.500	1+3=4	2	10	1	0	1	0	21
CHATTANOOGA	6-7	.857	1-2	.500	1-2	.500	1+4=5	0	14	3	1	1	0	17
LIPSCOMB	5-8	.625	3-4	.750	2-2	1.000	1+4=5	5	15	1	1	0	0	27
GARDNER-WEBB	3-3	1.000	1-1	1.000	1-1	1.000	1+5=6	1	8	2	2	1	0	23
W. CAROLINA	2-6	.333	1-1	1.000	4-6	.667	4+1=5	0	9	1	1	1	0	22
Colorado	5-10	.500	1-2	.500	1-2	.500	2+2=4	4	12	1	0	0	2	26
Geo. Washington	1-5	.200	0-2	.000	2-4	.500	1+2=3	4	4	2	4	0	0	28
Missouri	6-10	.600	4-5	.800	0-0	.000	2+3=5	2	16	1	2	0	0	32
ALABAMA	0-7	.000	0-3	.000	3-4	.750	1+1=2	0	3	0	3	1	1	26
Florida	0-2	.000	0-1	.000	3-4	.750	1+1=2	1	3	0	3	0	0	18
ARKANSAS	1-2	.500	0-0	.000	3-4	.750	3+0=3	3	5	0	4	0	0	22
S. CAROLINA	6-6	1.000	3-3	1.000	7-11	.636	4+1=5	4	22	3	3	0	1	21
Kentucky														
VANDERBILT														
Auburn														
LSU														
TEXAS A&M														
Miss. State														
OLE MISS														
Tennessee														
S. Carolina														
MISSOURI														
Arkansas														
MISS.STATE														
LSU														

Career Statistics

Year	G-GS	Min-Avg.	FG-FGA	Pct.	3FG-3FGA	Pct.	FT-FTA	Pct.	Reb.-Avg.	A	TO	BL	ST	PF-DQ	Pts-Avg.
2012	32-12	634-19.8	87-215	.405	20-55	.364	29-44	.659	51+84=135-4.2	26	49	7	13	69-1	223-7.0
2013	32-10	782-24.4	88-223	.395	20-63	.317	56-75	.747	52+84=136-4.3	46	71	10	15	62-0	252-7.9
2014	17-2	407-23.9	60-115	.522	22-41	.537	36-51	.706	28+41=69-4.1	17	29	6	6	39-1	178-10.5
TOTALS	81-24	1823-22.5	235-553	.425	62-159	.390	121-170	.712	131+209-340-4.2	89	149	23	34	170-2	653-8.1
Year	G-GS	Min-Avg.	FG-FGA	Pct.	3FG-3FGA	Pct.	FT-FTA	Pct.	Reb.-Avg.	A	TO	BL	ST	PF-DQ	Pts-Avg.
2012	16-8	350-21.9	48-129	.372	11-30	.367	16-25	.640	33+37=70-4.4	16	26	2	7	37-1	123-7.7
2013	18-1	442-24.6	49-110	.445	12-29	.414	30-41	.732	28+44=72-4.0	24	39	6	8	34-0	140-7.8
2014	5-0	119-23.8	13-27	.481	7-12	.583	16-23	.696	11+6=17-3.4	4	15	1	2	10-0	49-9.8
TOTALS	39-9	911-23.4	110-266	.414	30-71	.423	62-89	.697	72+87=159-4.1	44	80	9	17	81-1	312-8.0



2013-14 Game Summaries

Georgia 72, Wofford 52
Nov. 8, 2013 - Athens, Ga.

Game Summary

Nemi Djurisc led a balanced scoring effort with 12 points as Georgia built a big first-half lead and cruised to a season-opening win over Wofford.

In all, 12 of the 14 Georgia players that saw action scored in this game. The Bulldogs also won the rebounding battle by a 49-24 margin, a key statistic in their convincing win.

Both teams needed several minutes into the game to get untracked. Wofford, in fact, took the early lead and maintained it until a tip-in by **Cameron Forte** at the 13:20 mark put Georgia in front for the first time at 10-8.

The Bulldogs took the lead for good four possessions later on a jumper by **Kenny Gaines** that put them ahead 14-12 with 10:03 left.

Georgia took its first double-digit lead of the game at 30-20 on a foul shot by **Tim Dixon** with 3:44 left. By the time the first half expired, the Bulldogs had stretched the margin to 39-20. Reserve guard **J.J. Frazier** finished scoring on a long 3-pointer with 47 seconds left.

The Georgia lead reached its largest at 50-25 on a free throw by Forte just over five minutes in the final period. The Bulldogs managed to keep Wofford at arm's length for the remainder, despite the Terriers climbing back within 62-48 in the closing minutes.

Team / Individual Notes

Georgia's 20-point margin represented its largest spread with an 81-59 win over Arkansas in the 2012 season...The Bulldogs' largest lead at 50-25 would have been last year's biggest lead by six points...Georgia's +25 rebounding margin was its largest in three seasons...Four Bulldogs scored at least four field goals apiece, something last year's team did just once.

Wofford (0-1)

Player	FGs	3-PT.	FTs	R	PF	A	PTS	MIN
Gordon	4-5	0-1	1-2	1	3	0	9	17
Skinner	3-8	0-1	4-4	9	0	0	10	36
Swinton	2-4	1-2	1-1	2	3	0	6	11
Garcia	1-5	0-2	1-3	1	1	3	3	34
Collins	3-10	1-4	4-4	5	4	0	11	30
Cochran	4-8	0-0	1-3	1	2	2	9	22
Faithfull	0-1	0-1	0-0	0	2	0	0	6
Smith	0-0	0-0	0-0	1	1	0	0	14
Allen	1-4	0-1	0-0	1	1	0	2	9
Grossbach	0-2	0-2	0-0	2	0	0	0	8
Neumann	1-3	0-0	0-1	2	2	0	2	13
TOTALS	19-50	2-14	12-18	24	19	5	52	200

Georgia (1-0)

Player	FGs	3-PT.	FTs	R	PF	A	PTS	MIN
Thornton	1-4	0-2	1-2	2	2	1	3	15
Williams	4-7	0-0	3-6	9	2	1	11	18
Djurisc	4-8	0-1	4-4	7	2	1	12	21
Mann	2-6	0-0	3-3	1	2	3	7	26
Gaines	4-12	0-2	2-2	6	1	0	10	26
Parker	0-2	0-1	2-4	4	2	0	2	17
Dixon	1-1	0-0	1-2	2	0	2	3	17
Echols	1-1	1-1	0-0	2	1	0	3	7
Forte	4-5	0-0	1-2	2	0	1	9	16
Young	0-1	0-1	0-0	0	0	0	0	2
Kessler	0-1	0-0	0-0	1	0	0	0	2
Geno	1-1	0-0	0-0	2	2	0	2	3
Frazier	1-4	1-3	3-4	3	4	1	6	14
Cannon	2-4	0-0	0-0	4	1	0	4	16
TOTALS	25-57	2-11	20-29	49	19	10	72	200

Halftime: Georgia 39, Wofford 20. **FG Pct:** Georgia .439, Wofford .380. **3-Point FG Pct:** Georgia .182, Wofford .143. **FT Pct:** Georgia .690, Wofford .667. **Turnovers:** Georgia 9 (Mann 4), Wofford 10 (Collins 3). **Blocks:** Georgia 3 (Three with 1), Wofford 1 (Cochran). **Technical:** None. **Officials:** Barker, Kimble, Thibodeaux. **Att.** - 5,592

Georgia Tech 80, Georgia 71
Nov. 15, 2013 -- Athens, Ga.

Game Summary

Big men **Daniel Miller** and **Kammeon Holsey** posted double-doubles, and Georgia Tech got 18 points from transfer **Trae Golden**, as the Jackets won its third consecutive game in this series in convincing fashion.

Tech broke open the tight game with runs late in the first half, and again early in the second period. Both teams took turns holding command of the contest in the first half, but Golden's 3-pointer with 1:56 left put the Jackets ahead 37-35. They never trailed thereafter.

His team trailing 43-38, **Nemi Djurisc** opened second-half scoring with a steal, drive and pair of foul shots. Georgia Tech responded by reeling of the game's next 12 points and, essentially, deciding the outcome. The last six of those points came on consecutive treys by **Solomon Poole** and Golden.

Just twice after Tech's big run was Georgia able to get its deficit back into single digits. The final significant time came with 11:40 left on a pair of **Kenny Gaines** free throws that cut the margin to 60-51.

Tech boosted the lead back into double figures and secured the victory with accurate free-throw shooting. Indeed, the Jackets' last eight points, covering the final 6:36 in the game, came from the foul line.

Team / Individual Notes

Charles Mann's 24 points were a career high, six higher than his previous high...Unfortunately, his seven turnovers were the most by a Georgia player in three years...Golden, who transferred from Tennessee after last season, scored a career best in games against the Bulldogs; his previous high had been 16 (twice in 2012).

Georgia Tech (3-0)

Player	FGs	3-PT.	FTs	R	PF	A	PTS	MIN
Carter	1-5	0-2	1-2	8	4	2	3	19
Miller	6-9	0-0	2-3	13	3	0	14	34
Poole, Sol.	2-6	1-5	0-0	1	0	2	5	15
Geo-Hunt	2-8	0-1	7-8	4	3	2	11	29
Golden	4-11	2-5	8-10	2	3	1	18	36
Poole, Sta.	2-5	1-1	0-0	1	2	0	5	11
Jorgenson	2-5	0-0	3-4	2	0	1	7	23
Stephens	3-8	0-0	1-1	4	1	0	7	8
Holsey	4-8	0-0	2-3	12	4	0	10	19
Heyward	0-2	0-0	0-0	0	1	0	1	6
TOTALS	26-67	4-14	24-31	49	21	9	80	200

Georgia (1-1)

Player	FGs	3-PT.	FTs	R	PF	A	PTS	MIN
Forte	3-7	0-0	2-6	5	1	1	8	18
Williams	2-3	0-0	0-0	5	4	0	4	18
Djurisc	3-7	0-2	3-4	3	2	0	9	23
Mann	7-12	4-4	6-9	3	3	3	24	31
Gaines	3-10	1-6	6-6	6	4	0	13	29
Thornton	1-6	0-0	1-2	6	2	2	3	25
Parker	2-8	0-4	1-2	6	1	3	5	22
Dixon	0-0	0-0	0-0	2	1	0	0	16
Geno	0-1	0-1	0-0	0	0	0	0	1
Frazier	1-5	1-3	0-0	0	3	1	3	9
Cannon	1-1	0-0	0-0	2	2	0	2	9
TOTALS	23-60	6-20	19-29	40	23	10	71	200

Halftime: Ga. Tech 43, Georgia 38. **FG Pct:** Georgia .383, Ga. Tech .388. **3-Point FG Pct:** Georgia .300, Ga. Tech .286. **FT Pct:** Georgia .655, Ga. Tech .774. **Turnovers:** Georgia 13 (Mann 7), Ga. Tech 12 (Geo-Hunt, Jorgenson 3). **Blocks:** Georgia 7 (Cannon 3), Ga. Tech 4 (Carter 3). **Technical:** None. **Officials:** Greene, Adams, Simons. **Att.** - 10,523

Davidson 94, Georgia 82
Nov. 21, 2013 - Charleston, S.C.

Game Summary

Guard **Brian Sullivan** scored 18 first-half points and combined with **DeMon Brooks** to score 20 points from the three-throw line as Davidson handed Georgia a 94-82 loss in the Charleston Classic first round.

In all, the Wildcats tallied 34 of their points in a seemingly endless parade to the charity stripe. Brooks led all scorers with 21 points, just eight of which came from the field.

It was Sullivan's hot shooting, however, that got Davidson headed in the right direction. He opened scoring with a 3-pointer on the game's first possession and made two more during the first half.

Despite trailing through much of the first half, Georgia managed to keep pace and even forge ahead for a brief spell. A trey by **Nemi Djurisc** at the 8:28 mark gave the Bulldogs their largest lead of the game at 26-23.

Sullivan made three foul shots on Davidson's next possession to tie the score. The two teams traded baskets twice before **Tom Droney's** trey with 5:43 left put the Wildcats ahead for good at 33-30.

Davidson made a decisive 7-0 push to close first-half scoring and push its lead into double digits. Four free throws by Sullivan sandwiched a 3-pointer by **Jordan Barham**, giving their team a 46-36 margin at intermission.

Georgia got as close as 50-44 in the second period on a basket by **Juwan Parker** with 17:29 left. Brooks responded with an old-fashioned 3-point play and Davidson was never seriously threatened thereafter.

Team / Individual Notes

Georgia shot 55 percent from the field and lost for the first time in over three seasons...Djurisc came within two points of a career high...Two OT periods in the UAB-New Mexico game just before Georgia's caused the Dogs & Wildcats to tip nearly 90 minutes late...This was Davidson's first win of the season after dropping three straight games.

Georgia (1-2)

Player	FGs	3-PT.	FTs	R	PF	A	PTS	MIN
Thornton	2-4	0-0	0-0	2	5	0	4	19
Forte	5-5	0-0	0-3	1	1	0	10	21
Williams	2-2	0-0	1-1	4	5	1	5	12
Mann	6-10	0-1	6-7	3	2	4	18	31
Gaines	2-4	0-1	9-10	1	4	1	13	15
Parker	2-7	0-1	0-0	6	2	0	4	32
Dixon	0-0	0-0	0-0	1	0	0	0	5
Echols	1-2	1-2	0-0	0	0	0	3	9
Frazier	1-3	0-1	0-0	1	3	1	2	16
Cannon	1-2	0-0	2-2	1	2	0	4	9
Djurisc	7-13	4-6	1-1	6	3	1	19	31
TOTALS	29-52	5-12	19-24	30	27	8	82	200

Davidson (1-3)

Player	FGs	3-PT.	FTs	R	PF	A	PTS	MIN
Brooks	4-9	0-2	13-16	8	3	1	21	30
Sullivan	5-11	3-7	7-7	0	3	1	20	28
Kalinoski	3-8	1-3	2-3	2	1	3	9	35
Droney	3-8	1-3	2-3	2	1	3	9	35
Czerapowicz	2-6	1-4	1-2	3	5	0	6	15
Barham	7-8	1-1	3-3	5	3	0	18	23
Gibbs	3-9	1-5	6-6	1	2	2	13	17
Aase	0-0	0-0	0-0	1	4	0	0	15
McAuliffe	0-1	0-0	1-2	1	1	0	1	4
TOTALS	26-58	8-24	34-41	31	24	9	94	200

Halftime: Davidson 46, Georgia 36. **FG Pct:** Georgia .558, Davidson .448. **3-Point FG Pct:** Georgia .417, Davidson .333. **FT Pct:** Georgia .792, Davidson .829. **Turnovers:** Georgia 16 (Mann 4), Davidson 5 (Brooks 2). **Blocks:** Georgia 3 (Three with 1), Davidson 2 (Droney). **Technical:** None. **Officials:** Higgins, Polard, Self. **Att.** - 2,311



2013-14 Game Summaries

Temple 83, Georgia 81
Nov. 22, 2013 - Charleston, S.C.

Game Summary

Will Cummings' long 3-pointer with seven seconds left provided the winning margin for Temple, which had watched Georgia erase a 15-point deficit in this Charleston Classic second-round game.

Indeed, the Owls led by 13 at intermission and quickly added two more to the margin as the final period opened. Thus began the Bulldogs' long, slow climb back into contention, a journey that lasted until the final minute.

Georgia responded to its largest deficit of the game by scoring 10 unanswered points. The run ended at 47-42 on a free throw by **Donte' Williams** at the 16:18 mark. Temple countered with five straight points of its own, the latter two on foul shots by **Quenton Decosey** just 90 seconds later.

Again, Georgia fought back to 53-51 on nine straight points, the last two on a layup by **Charles Mann** with 12:11 left. And yet again, the Owls responded with seven consecutive points, capped by a **Daniel Dingle** 3-pointer that pushed the margin back to 60-51.

The difference remained more than one possession until Georgia finally drew even at 71 on a 3-pointer by **Nemi Djuriscic** with 4:07 left.

After Temple had regained a 4-point lead, the Bulldogs scored five straight points to take their first lead of the second half with 18 seconds left. Mann's drive through the lane produced the go-ahead basket and gave rise to Cummings' decisive bucket just 11 seconds later.

Team / Individual Notes

Kenny Gaines scored a career-high 21 points...**Brandon Morris** made his first appearance of the season, checking in at the under-8 time out of the first half...Georgia shot 50 percent from the field for the second straight game... Temple's **Pepper** scored 15 of his game-high 22 points in the first half, all from beyond the 3-point stripe.

Georgia (1-3)

Player	FGs	3-PT.	FTs	R	PF	A	PTSMIN
Thornton	4-8	0-0	2-2	3	3	2	10 26
Forte	1-2	0-0	0-0	3	0	2	2 16
Williams	3-8	0-1	3-4	4	4	0	9 23
Mann	5-9	0-0	9-9	3	2	1	19 31
Gaines	8-12	1-4	4-5	2	0	0	21 35
Parker	0-2	0-0	0-0	2	0	0	0 11
Dixon	0-0	0-0	0-0	0	0	0	0 1
Geno	0-0	0-0	0-0	0	0	0	0 2
Frazier	0-2	0-2	0-0	2	1	1	0 8
Morris	2-3	0-0	4-6	3	4	2	8 16
Cannon	1-2	0-0	0-0	1	0	0	2 5
Djuriscic	4-8	2-3	0-0	2	4	0	10 25
TOTALS	28-56	3-10	22-26	30	18	8	81 200

Temple (2-3)

Player	FGs	3-PT.	FTs	R	PF	A	PTSMIN
Lee	2-6	0-0	4-6	5	4	0	8 27
Cummings	5-11	1-3	6-8	4	2	2	17 37
McDonnell	0-1	0-0	0-0	4	3	0	0 17
Decosey	5-14	2-5	3-3	3	2	2	15 36
Pepper	8-15	5-9	1-2	6	2	5	22 36
Brown	2-2	1-1	0-0	2	1	0	5 14
Williams	2-2	0-0	0-0	1	1	0	4 8
Watson	0-1	0-0	0-0	2	1	0	0 8
Dingle	3-4	2-2	4-4	1	3	2	12 17
TOTALS	27-56	11-20	18-23	30	19	11	83 200

Halftime: Temple 45, Georgia 32. **FG Pct:** Georgia .500, Temple .482. **3-Point FG Pct:** Georgia .300, Temple .550. **FT Pct:** Georgia .846, Temple .783. **Turnovers:** Georgia 10 (Three with 2), Temple 10 (Lee 3). **Blocks:** Georgia 0, Temple 1 (Dingle). **Technical:** None. **Officials:** Hartzell, Jones, Hampton. **Att.** - 2,520

Nebraska 73, Georgia 65
Nov. 24, 2013 -- Charleston, S.C.

Game Summary

Georgia was unable to overcome its own errant shooting eye, particularly from the free-throw line, and Nebraska broke open a tight game late to take seventh place at the Charleston Classic.

The Bulldogs trailed at halftime but staged a brief rally to forge ahead near the midpoint of the second period. A dunk by **Kenny Gaines** at the 10:47 mark gave Georgia its first lead of the game at 49-48. After a Nebraska turnover, **Donte' Williams** put the Dogs further ahead with a baseline jumper.

Nebraska, however, fought back to tie the score at 52 on a jumper by **Walter Pitchford**. The teams traded empty trips before **Marcus Thornton** failed to convert a 1-and-1 opportunity with 7:56 left. Husker guard **Tai Webster** seized the opening and sank a 3-pointer that gave his team the lead for good at the 7:45 mark.

Georgia's last time within a single possession came on a driving basket by Charles Mann that pulled the Bulldogs within 59-56 with 4:38 left. The Huskers pulled away in the final minutes by scoring at least one point on eight of their final nine possessions.

Georgia held the upper hand for much of the first half before struggling through the closing minutes. The Bulldogs led by as many as six points at 14-8 on two free throws by **Juwan Parker** with 13:43 left. Nebraska then used hot shooting by reserve **Ray Gallegos** to reverse its fortunes and take control. His jumper with 2:47 left put the Huskers in front by 34-25 before Georgia closed first-half scoring with six straight points.

Team / Individual Notes

Georgia made just six of 15 foul shots in the second half...Nebraska, meanwhile, made 14 of 17 in the same period...Morris' 14 points were a career high, as were Thornton's 13 points...Donte' Williams' 12 rebounds were one shy of a career best and just his third double-digit game ever.

Nebraska (4-2)

Player	FGs	3-PT.	FTs	R	PF	A	PTSMIN
Rivers	0-0	0-0	0-0	0	3	0	0 13
Petteway	3-10	0-2	9-10	7	2	1	15 37
Pitchford	5-8	1-3	1-2	3	3	2	12 24
Parker	0-1	0-0	0-0	1	2	1	0 9
Shields	2-8	0-0	4-4	6	3	2	8 35
Webster	3-6	1-2	7-9	0	3	3	14 23
Biggs	2-5	0-0	1-2	0	2	0	5 17
Gallegos	4-7	3-5	0-0	1	3	0	11 17
Smith	4-7	0-0	0-0	11	4	1	8 25
TOTALS	23-52	5-12	22-27	36	25	10	73 200

Georgia (1-4)

Player	FGs	3-PT.	FTs	R	PF	A	PTSMIN
Forte	0-1	0-0	1-3	2	1	0	1 14
Williams	2-4	0-0	1-2	12	2	1	5 24
Thornton	5-11	1-2	2-7	5	2	0	13 33
Mann	6-13	0-2	4-8	4	2	5	16 31
Gaines	3-9	1-5	0-0	1	3	0	7 26
Parker	0-3	0-2	2-2	1	1	0	2 14
Dixon	0-1	0-0	0-0	1	0	0	0 3
Echols	0-0	0-0	0-0	0	0	0	0 1
Young	0-0	0-0	0-0	0	0	0	0 3
Frazier	0-0	0-0	0-0	0	2	0	0 2
Morris	4-6	0-0	6-8	4	3	1	14 25
Djuriscic	3-6	1-2	0-0	2	2	0	7 24
TOTALS	23-54	3-13	16-30	35	18	7	65 200

Halftime: Nebraska 34, Georgia 31. **FG Pct:** Georgia .426, Nebraska .442. **3-Point FG Pct:** Georgia .231, Nebraska .417. **FT Pct:** Georgia .533, Nebraska .815. **Turnovers:** Georgia 7 (Mann 2), Nebraska 7 (Three with 2). **Blocks:** Georgia 4 (Thornton 2), Nebraska 4 (Shields 3). **Technical:** None. **Officials:** Petty, Gaffney, Clougherty. **Att.** - 1,137

Georgia 71, Appalachian State 53
Nov. 29, 2013 - Athens, Ga.

Game Summary

Georgia broke open a tight game with a 17-point margin in the final period, defeating Appy State and taking a solid first step towards restoring its confidence after a 4-game skid.

The two teams spent the opening half trading leads seven times. Georgia's largest advantage came at 20-13 on a Donte' Williams jumper with 10:08 left. Less than four minutes later, Appalachian State fought back to claim a 23-22 lead on a 3-point play by Tab Hamilton.

The Mountaineers' last lead of the half came on a 3-point shot by Mike Neal that put them ahead 32-31 with 51 seconds left. Two foul shots by Kenny Gaines restored Georgia's lead at intermission.

A fast-breaking dunk by Gaines with 18:46 left in the game put Georgia ahead for good at 37-36. The Bulldogs needed another six minutes to build their lead into double digits. Nemi Djuriscic's layup with 12:32 left put his team in front 47-37.

Georgia's margin remained in the 10- to 12-point range until the final minutes, when the game's final basket, another bucket by Gaines, gave the Bulldogs their winning score.

Team / Individual Notes

All five of Donte' Williams' blocks were in the first half...He was one shy of a career best... The Bulldogs matched a season-high 55% from the field and set a season high on defense, limiting ASU to just 33 percent shooting from the field... Georgia outscored the Mountaineers 40-14 in the paint, partially a by-product of its 36-31 edge in rebounding...ASU shot just 30 percent in the second half, including 0-for-8 from 3-point range.

Appalachian State (1-5)

Player	FGs	3-PT.	FTs	R	PF	A	PTSMIN
Baskin	8-16	1-2	3-5	2	4	3	20 33
Obacha	1-1	0-0	2-2	6	3	0	4 18
Hamilton	3-11	0-3	5-5	3	0	0	11 27
Burgess	1-9	1-7	2-2	1	3	3	5 33
Eaves	0-5	0-3	0-0	2	2	1	0 24
Kobani	0-1	0-0	0-0	1	1	0	0 4
Gilbert	2-6	0-0	1-2	4	2	0	5 17
Spagnolo	1-2	0-0	0-1	2	2	0	2 18
Neal	2-4	2-3	0-0	3	1	1	6 26
TOTALS	18-55	4-18	13-17	31	18	8	53 200

Georgia (2-4)

Player	FGs	3-PT.	FTs	R	PF	A	PTSMIN
Thornton	3-5	0-0	0-0	3	5	0	6 16
Forte	4-5	0-0	0-2	4	1	2	8 15
Williams	2-4	0-0	1-2	6	1	0	5 31
Mann	3-6	0-1	8-10	2	0	2	14 33
Gaines	5-7	1-3	3-5	0	3	0	14 25
Parker	2-6	1-3	0-0	5	1	1	5 15
Dixon	1-3	0-0	0-0	3	0	0	2 9
Echols	0-0	0-0	0-0	0	0	0	0 1
Young	0-0	0-0	0-0	0	0	0	0 1
Geno	0-2	0-0	1-2	1	0	0	1 5
Frazier	0-0	0-0	0-0	0	1	2	0 6
Morris	3-4	0-1	0-0	6	3	3	6 20
Cannon	0-0	0-0	0-0	0	0	0	0 1
Djuriscic	4-7	1-3	1-2	4	2	1	10 21
TOTALS	27-49	3-11	14-23	36	17	11	71 200

Halftime: Georgia 33, App. State 32. **FG Pct:** Georgia .551, App. State .327. **3-Point FG Pct:** Georgia .273, App. State .222. **FT Pct:** Georgia .609, App. State .765. **Turnovers:** Georgia 11 (Gaines 3), App. State 14 (Hamilton 4). **Blocks:** Georgia 8 (Williams 5), App. State 4 (Gilbert 2). **Technical:** None. **Officials:** Fehr, Benedict, Ellard. **Att.** - 4,857



2013-14 Game Summaries

Georgia 87, Chattanooga 56
Dec. 2, 2013 - Athens, Ga.

Game Summary

Nemi Djuriscic scored all 14 of his points in the first half, when Georgia established its dominance over Chattanooga in posting their most complete performance of the young season.

Djuriscic led three double-figure scorers and 13 scorers in all for the Bulldogs, who shot over 50 percent for the fourth time in their past five games.

Georgia needed less than seven minutes to get its lead into double figures. A Djuriscic layup at the 13:14, assisted by **Kenny Gaines**, did the deed at 17-6. The Mocs, meanwhile, didn't reach double digits themselves until the 11:24 mark of the first half.

Donte' Williams' jumper with 8:38 remaining in the half pushed the Georgia margin over 20 for the first time at 34-13. The Bulldogs then closed the half on a 13-4 run to remove all doubt in the outcome of the contest.

With reserves occupying the court for much of the second half, Georgia stretched its lead further. The margin reached its largest of the game at 54-17 on a foul shot by **Marcus Thornton** with 17:08 left. It never shrank to lower than 26 points for the game's remainder.

Team / Individual Notes

Georgia's 31-point victory margin was its largest in three years, going back to an 85-38 win over High Point in December of 2010...For the first time this season, Georgia led from start to finish...The Mocs had just completed a marathon, 9-day, 5-game road trip before coming to Athens. Because of metro Atlanta traffic problems, they arrived at Stegeman Coliseum just 45 minutes prior to tipoff...**Charles Mann**, a starter at point guard for the Bulldogs, sat out the final 29 minutes of the game with a sore knee.

Chattanooga (3-6)

Player	FGs	3-PT.	FTs	R	PF	A	PTSMIN
Stokes	2-5	0-0	3-3	5	2	0	7 27
Mason	1-9	0-3	2-4	6	3	0	4 21
Pryor	0-6	0-2	0-2	0	0	3	0 19
McGhee	4-10	1-2	0-0	5	3	1	9 28
Jones	0-3	0-0	2-2	3	1	0	2 13
Doyle	0-2	0-0	0-0	1	1	1	0 8
Bareika	4-12	3-7	3-5	5	1	0	14 20
Bran	3-7	0-2	0-0	3	1	1	6 22
Robertson	5-9	3-3	0-0	1	5	1	13 26
Houts	0-0	0-0	0-0	2	1	0	0 5
Williams	0-1	0-0	1-2	2	0	0	1 11
TOTALS	19-64	7-19	11-18	38	18	7	56 200

Georgia (3-4)

Player	FGs	3-PT.	FTs	R	PF	A	PTSMIN
Thornton	2-6	0-0	4-6	9	1	1	8 19
Forte	4-8	0-1	0-0	6	1	2	8 13
Williams	1-2	0-0	0-0	5	2	1	2 20
Mann	1-3	0-2	0-1	1	1	2	2 9
Gaines	4-7	1-2	1-2	2	2	4	10 23
Parker	3-5	1-2	4-4	5	1	3	11 17
Dixon	0-2	0-0	2-2	4	1	0	2 10
Echols	1-6	1-4	0-0	1	0	1	3 15
Young	0-1	0-0	0-0	0	0	0	0 3
Kessler	0-1	0-0	0-0	2	1	1	0 7
Geno	1-2	1-1	1-2	3	0	1	4 10
Frazier	3-6	0-3	0-1	1	1	0	6 11
Morris	4-7	0-1	1-3	3	3	0	9 19
Cannon	4-4	0-0	0-0	1	2	0	8 7
Djuriscic	6-7	1-2	1-2	5	0	3	14 17
TOTALS	34-67	5-18	14-23	51	19	19	87 200

Halftime: Georgia 47, Chattanooga 17. **FG Pct:** Georgia .507, Chattanooga .297. **3-Point FG Pct:** Georgia .278, Chattanooga .368. **FT Pct:** Georgia .609, Chattanooga .611. **Turnovers:** Georgia 10 (Morris 3), Chattanooga 13 (McGhee 3). **Blocks:** Georgia 10 (Four with 2), Chattanooga 7 (Mason 3). **Technical:** None. **Officials:** Kitts, Simpson, Corbett. **Att. -** 4,226

Georgia 84, Lipscomb 75
Dec. 14, 2013 - Athens, Ga.

Game Summary

Brandon Morris scored a career-best 17 points that included key second-half plays which enabled Georgia to hold off a pesky Lipscomb team and post the team's third straight victory.

Morris began the game at point guard in his first starting assignment of the season. He ended up at various places on the court and scored from all of them. Most prominent at the point was lightly-used walk-on **Taylor Echols**, who had a career-best day himself.

The Bulldogs encountered trouble negotiating Lipscomb's 2-3 zone defense at the outset. They trailed for nearly a quarter of the game before back-to-back 3-pointers by **Nemi Djuriscic** drew Georgia even at 16 with 11:52 left. Freshman **Juwan Parker** then gave the Bulldogs the lead for keeps with a trey on their next possession.

Georgia, which shot 50 percent in building a 40-27 halftime lead, maintained its hot shooting in the second period. Already leading by 10, the Bulldogs reeled off an 11-3 run to break the game open. An alley-oop dunk from Echols to **Donte' Williams** with 12:47 left put Georgia ahead 56-38.

However, that's when Lipscomb got going.

The Bisons proceeded to score on their next eight possessions in a span that covered nearly five minutes. Consecutive treys by **Martin Smith**, the latter with 7:53 left, pulled Lipscomb within 63-59 and cast the outcome in serious doubt.

Morris asserted himself with three scores and a steal in the final minutes. He followed his only 3-pointer of the day with a steal and dunk with 2:01 left, restoring Georgia's lead back into double digits at 78-67.

Team / Individual Notes

Charles Mann sat out this game with a sore knee, an injury incurred 12 days before in the App. State game...Echols has now played 38 minutes in Georgia's past two games after playing no more than nine minutes in any previous game... Georgia shot 68 percent in the second half... Georgia's 23 assists were its most since a 1/15/11 game at Ole Miss (26 assists).

Lipscomb (4-6)

Player	FGs	3-PT.	FTs	R	PF	A	PTSMIN
Mar. Smith	7-16	5-13	4-4	5	2	3	23 36
Mal. Smith	1-3	0-1	6-9	3	5	2	8 29
Sankey	4-10	1-3	4-7	5	4	0	13 27
Denny	1-1	1-1	2-4	5	4	1	5 28
Hampton	4-11	2-4	3-4	3	2	4	13 32
Williams	4-6	3-5	0-0	3	1	1	11 23
Sanderson	0-1	0-0	0-0	2	0	0	0 7
Butler	1-3	0-2	0-0	0	2	3	2 18
TOTALS	22-51	12-29	19-28	28	20	14	75 200

Georgia (4-4)

Player	FGs	3-PT.	FTs	R	PF	A	PTSMIN
Thornton	1-1	0-0	1-2	4	2	0	3 8
Forte	2-2	0-0	0-0	2	0	4	4 11
Williams	6-8	0-0	2-3	7	4	0	14 34
Morris	6-11	1-2	4-8	4	1	3	17 28
Gaines	3-10	1-5	4-4	2	2	5	11 27
Parker	3-5	1-2	0-1	3	2	3	7 22
Dixon	2-3	0-0	0-0	2	0	2	4 11
Echols	3-5	3-5	0-2	3	3	4	9 23
Young	0-0	0-0	0-0	0	0	0	0 1
Geno	0-1	0-0	0-0	0	1	1	0 9
Djuriscic	5-8	3-4	2-2	5	5	1	15 27
TOTALS	31-54	9-18	13-22	32	20	23	84 200

Halftime: Georgia 40, Lipscomb 27. **FG Pct:** Georgia .574, Lipscomb .431. **3-Point FG Pct:** Georgia .500, Lipscomb .414. **FT Pct:** Georgia .591, Lipscomb .679. **Turnovers:** Georgia 16 (Thornton 6), Lipscomb 15 (Mar. Smith 5). **Blocks:** Georgia 6 (Three with 2), Lipscomb 1 (Mar. Smith). **Technical:** None. **Officials:** Breeding, Benedict, Jones. **Att. -** 4,611

Georgia 58, Gardner-Webb 49
Dec. 19, 2013 - Athens, Ga.

Game Summary

Juwan Parker responded to his first collegiate starting assignment with team-high totals in scoring and rebounding. As it turned out, his team needed virtually every bit, as the Bulldogs overcame sluggish play to outlast a pesky Gardner-Webb group.

Georgia, which never seemed to find its offensive rhythm, won this game on the strength of its defense and rebounding. The Bulldogs limited Gardner-Webb -- which shot 54 percent in a losing effort at Duke three nights before -- to just 31 percent overall, 26 percent from 3-point range. They outrebounded their guests by a season-high 46-27 margin.

Two times in the second half, **Marcus Thornton** gave Georgia double-digits leads. The first time came at 24-14 on a free throw just over one minute into the final period. The latter time was on a dunk that boosted the score to 34-24 at the 12:30 mark.

Gardner-Webb, however, scrapped back into contention with a 13-4 run that covered the ensuing six minutes. **Tyler Strange** connected on a 3-pointer with 7:18 left that brought GW back within 38-34. Then, after the teams traded empty trips, **Naji Hibbert** converted a 3-point play with 6:32 left that narrowed the margin further.

The visiting Bulldogs had one possession to take the lead but missed two shots. **Charles Mann** scored with 5:13 left to restore a 40-37 margin, and Georgia proceeded to score five more unanswered points, capped by Parker's 3-point play at the 4:22 mark.

Team / Individual Notes

This game was played in front of nearly 5,000 children from the Athens-Clarke County schools, whose last school day before Christmas was this day...Mann returned to action after missing the last game, as well as 15 of the past 17 days with a bruised knee...Parker also had a team-best three steals...

Gardner-Webb (6-7)

Player	FGs	3-PT.	FTs	R	PF	A	PTSMIN
Harper	0-4	0-0	2-4	5	3	1	2 28
Hill	3-5	0-0	3-6	3	5	0	9 25
Byron	0-0	0-0	0-0	1	1	0	0 14
Strange	3-10	3-9	1-2	4	4	5	10 30
Hibbert	6-15	0-4	2-3	3	0	3	14 29
Castellanos	1-3	0-0	0-0	1	1	0	2 10
Branch	1-4	0-0	0-0	4	3	1	2 18
Davis	0-4	0-1	0-0	1	1	1	0 9
Nelson	1-3	0-0	0-0	1	2	0	2 23
Ivey	2-6	2-5	2-3	0	3	0	8 14
TOTALS	17-54	5-19	10-18	27	23	11	49 200

Georgia (5-4)

Player	FGs	3-PT.	FTs	R	PF	A	PTSMIN
Thornton	5-10	0-0	1-2	7	2	0	11 23
Williams	2-4	1-1	4-4	5	2	0	9 27
Parker	3-7	1-1	5-5	9	3	0	12 30
Echols	0-3	0-3	0-0	0	0	0	0 7
Gaines	1-7	0-3	0-0	3	2	3	2 21
Mann	2-9	0-1	4-7	6	2	2	8 32
Dixon	0-1	0-0	0-0	1	0	0	0 4
Forte	1-2	0-0	0-0	2	0	2	2 11
Morris	1-1	0-0	4-6	4	1	0	6 21
Cannon	0-0	0-0	0-0	1	0	0	0 1
Djuriscic	3-3	1-1	1-1	6	1	2	8 23
TOTALS	18-47	3-10	19-25	46	13	9	58 200

Halftime: Georgia 21, Gardner-Webb 12. **FG Pct:** Georgia .383, Gardner-Webb .315. **3-Point FG Pct:** Georgia .300, Gardner-Webb .263. **FT Pct:** Georgia .760, Gardner-Webb .556. **Turnovers:** Georgia 19 (Mann 6), Gardner-Webb 11 (Harper 4). **Blocks:** Georgia 7 (Thornton 4), Gardner-Webb 4 (Byron 2). **Technical:** None. **Officials:** Shows, Simpson, Clark. **Att. -** 8,719



2013-14 Game Summaries

Georgia 65, Western Carolina 63
Dec. 21, 2013 - Athens, Ga.

Game Summary

Two foul shots by **Charles Mann** with 2.5 seconds left completed a successful comeback by Georgia, which appeared in serious trouble in the final minutes against a determined Western Carolina squad.

Indeed, the Catamounts broke away from Georgia in the early moments of the second half and kept control of this game. A high-arching jumper by leading scorer **Trey Sumler** (21 pts.) with 9:01 left got Western its first double-figure lead at 52-42. Nearly two minutes later, a 3-pointer from **Brandon Boggs** restored the 10-point margin at 57-47.

When Boggs converted the second of two free throws with 5:44 left, giving the Catamounts a 58-50 margin, things looked bleak for the home team.

Georgia, however, responded by scoring 11 straight points over the next 3 1/2 minutes. The Bulldogs pulled even at 58 on a lightning-quick fast break, started by **Kenny Gaines**, who rebounded, sprinted and fed Mann, who found **Donte' Williams** for a slam dunk.

The Bulldogs then forced a Western Carolina turnover, which led to a long 3-pointer from **Nemi Djurisc** with 50 seconds left that put Georgia in control. The Catamounts answered with a 3-point play from **Tom Tankelewicz** with just 20 ticks left. Mann then drove the lane and was fouled by Sumler with 2.5 seconds left, yielding the two winning foul shots.

Team / Individual Notes

Irony of ironies...Mann, who had struggled mightily at the line on this day, was instructed by coach **Mark Fox** to miss his second free throw with 2.5 seconds left....Alas, he made it and gave WCU an organized chance at a winning shot, which missed when Tankelewicz misfired from 35 feet at the buzzer...Gaines' three 3-pointers were a career high.

Western Carolina (6-8)

Player	FGs	3-PT.	FTs	R	PF	A	PTSMIN
Mendenhall	1-1	0-0	0-0	2	5	0	2 9
King	2-5	0-0	1-2	1	3	0	5 30
Sumler	8-12	4-5	1-1	5	1	5	21 38
Boggs	4-10	3-7	1-2	3	4	3	12 30
Sinclair	3-5	0-0	3-3	1	1	1	9 28
Tankelewicz	2-10	1-8	2-2	1	0	1	7 18
Hall	0-1	0-0	0-0	6	3	0	0 10
Brown	3-5	1-2	0-0	4	1	1	7 16
Harrelson	0-0	0-0	0-0	0	2	1	0 7
Brummitt	0-2	0-0	0-0	0	3	0	0 11
Browning	0-1	0-0	0-0	1	3	0	0 3
TOTALS	23-52	9-22	8-10	25	26	12	63 200

Georgia (6-4)

Player	FGs	3-PT.	FTs	R	PF	A	PTSMIN
Thornton	0-3	0-0	2-3	6	1	0	2 22
Williams	3-5	0-0	2-4	0	2	0	8 32
Parker	1-2	0-0	0-0	2	2	1	2 28
Mann	4-6	0-1	5-11	3	4	6	13 23
Gaines	5-7	3-5	4-4	1	0	0	17 33
Dixon	0-0	0-0	0-0	1	0	0	0 4
Echols	1-2	1-2	0-0	0	1	1	3 10
Forte	0-0	0-0	0-0	1	1	0	0 5
Morris	2-5	0-1	7-10	3	2	0	11 21
Djurisc	2-6	1-1	4-6	5	0	1	9 22
TOTALS	18-36	5-10	24-38	28	13	9	65 200

Halftime: Georgia 29, Western Carolina 29. **FG Pct:** Georgia .500, Western Carolina .442. **3-Point FG Pct:** Georgia .500, Western Carolina .409. **FT Pct:** Georgia .632, Western Carolina .800. **Turnovers:** Georgia 10 (Thornton 3), Western Carolina 9 (King, Brummitt 2). **Blocks:** Georgia 3 (Williams 2), Western Carolina 4 (Hall 2). **Technical:** None. **Officials:** Jordan, Jarrett, Phillips. **Att. -** 6,069

#21 Colorado 84, Georgia 70
Dec. 28, 2013 - Boulder, Colo.

Game Summary

Colorado got double-figure scoring from all five starters, asserted itself early and kept Georgia at bay throughout this intersectional contest.

The Bulldogs shot 50 percent and produced four double-digit scorers themselves in playing their first true road game of the season. Still, it seemed there was little they could do to slow the Buffaloes' stampede.

Six of Colorado's first eight field goals came from beyond the 3-point arc. The first three came from forward **Xavier Johnson**, whose third try with 15:55 left gave the Buffs an 11-6 lead.

Still, Georgia managed to keep within a single possession until a surge by Colorado late in the first half put the Bulldogs in peril. Leading 28-20, the Buffs rattled off eight consecutive points, the latter deuce on a fast-break layup by **Askia Booker** with 5:28 left. The Colorado lead eventually reached its largest of 18 points on two first-half occasions, lastly at 44-26 on a Wesley Gordon layup at the 3:39 mark.

Georgia mustered one mild rally in the second half. Trailing 57-44, the Bulldogs switched to a 2-3 zone defense that produced three straight empty possessions by Colorado. A putback dunk by **Donte' Williams** preceded a long 3-pointer by **Brandon Morris** with 10:17 left, bringing Georgia within 57-49. CU responded with seven straight points and, in essence, secured its victory.

Team / Individual Notes

This marked the beginning of the fifth home-and-home series between these two programs... Colorado became the first UGA opponent since 1995 to shoot 100 percent from the free-throw line (min. 10 attempts).

Georgia (6-5)

Player	FGs	3-PT.	FTs	R	PF	A	PTSMIN
Thornton	3-5	0-0	3-5	3	4	0	9 22
Williams	2-4	0-0	0-0	3	5	0	4 21
Morris	5-7	1-1	0-1	1	2	1	11 22
Mann	3-8	1-1	4-8	3	3	3	11 30
Gaines	5-12	2-4	0-0	2	0	1	12 30
Parker	3-5	0-0	1-2	0	1	1	7 20
Dixon	0-0	0-0	0-0	0	3	0	0 8
Echols	0-0	0-0	0-0	1	0	0	0 4
Forte	1-2	0-0	0-0	5	1	0	2 5
Geno	0-0	0-0	0-0	0	0	0	0 5
Cannon	1-3	0-0	0-0	0	1	0	2 7
Djurisc	5-10	1-2	1-2	4	4	1	12 26
TOTALS	28-56	5-8	9-18	22	24	7	70 200

Colorado (11-2)

Player	FGs	3-PT.	FTs	R	PF	A	PTSMIN
Gordon	3-3	0-0	4-4	6	2	1	10 26
Johnson	5-10	3-6	0-0	4	2	1	13 26
Scott	3-5	0-0	8-8	13	4	1	14 30
Booker	7-12	2-4	3-3	0	1	4	19 31
Dinwiddie	4-5	2-3	7-7	1	2	2	17 30
Talton	0-3	0-2	0-0	1	1	0	0 9
Stalzer	0-0	0-0	0-0	0	0	0	0 1
Fletcher	0-3	0-2	2-2	1	0	1	2 13
Nelson	0-0	0-0	0-0	0	0	0	0 1
Thomas	1-1	0-0	2-2	4	1	1	4 10
Gamble	0-0	0-0	0-0	1	0	0	0 1
Hopkins	2-7	1-3	0-0	3	3	0	5 18
King	0-0	0-0	0-0	0	0	0	0 1
Mills	0-0	0-0	0-0	0	0	0	0 3
TOTALS	25-49	8-20	26-26	34	16	11	84 200

Halftime: Colorado 46, Georgia 35. **FG Pct:** Georgia .500, Colorado .510. **3-Point FG Pct:** Georgia .625, Colorado .400. **FT Pct:** Georgia .500, Colorado 1.000. **Turnovers:** Georgia 10 (Forte 3), Colorado 14 (Dinwiddie 3). **Blocks:** Georgia 1 (Gaines), Colorado 3 (Three with 1). **Technical:** None. **Officials:** Rastatter, Padilla, Scyphers. **Att. -** 10,848

George Washington 73, Georgia 55
Jan. 3, 2014 - Washington, D.C.

Game Summary

George Washington capitalized on Georgia's wayward shooting and mistake-prone offense to post a convincing win in each team's non-conference finale.

The Colonials, who led by as many as eight points in the first half, surged ahead early in the final period. Six straight points -- four from top scorer **Kethan Savage**, two more from **Patricio Garino** -- pushed the GW lead into double figures for the first time at 36-25 with 17:43 left.

The margin remained in the eight- to 11-point range for the next nine minutes. A 7-0 run, capped by a **Maurice Creek** 3-pointer at the 6:01 mark, put the game out of reach at 59-41.

The outcome overshadowed a productive effort by Georgia's **Cameron Forte**, who made all seven of his field-goal attempts and contributed eight rebounds, all in just 13 minutes of action. His play as the second half waned generally kept the Bulldogs afloat.

Despite shooting just 36 percent in the first half, Georgia stayed within arm's length of GW. The Colonials broke out to an 18-10 lead, only to see the Bulldogs rally back within a single possession. **Marcus Thornton**'s turnaround jumper with 4:26 left got Georgia back within 22-19.

The Bulldogs were unable to get any closer thereafter.

Team / Individual Notes

The game completed a home-and-home series that started last season in Athens...The Bulldogs had season-low numbers in assists and 3-pointers made...Georgia shot 59 percent in the second half.

Georgia (6-6)

Player	FGs	3-PT.	FTs	R	PF	A	PTSMIN
Thornton	4-8	0-0	0-0	5	2	1	8 29
Williams	0-0	0-0	0-0	3	5	0	0 13
Morris	2-4	0-0	0-1	3	2	1	4 22
Mann	3-11	1-4	4-5	2	2	0	11 32
Gaines	4-10	0-4	0-3	0	3	0	8 20
Parker	2-5	0-0	0-0	4	4	0	4 26
Dixon	0-0	0-0	0-0	0	0	0	0 8
Echols	0-0	0-0	0-0	1	0	0	0 2
Forte	7-7	0-0	0-0	8	0	0	14 13
Kessler	0-0	0-0	0-0	0	0	0	0 2
Geno	0-0	0-0	0-0	0	0	0	0 2
Frazier	0-0	0-0	2-2	0	0	0	2 3
Djurisc	1-5	0-2	2-4	3	4	2	4 28
TOTALS	23-50	1-10	8-15	30	22	4	55 200

George Washington (12-2)

Player	FGs	3-PT.	FTs	R	PF	A	PTSMIN
Larsen	3-7	0-0	3-8	4	1	2	9 35
Armwood	3-8	0-0	2-4	7	0	1	8 34
Creek	6-15	1-7	2-2	3	2	4	15 28
Savage	7-10	0-1	4-4	6	3	1	18 28
McDonald	1-3	1-2	5-6	3	2	1	8 24
Cartagena	0-2	0-1	0-0	0	0	1	0 4
Griffin	1-1	1-1	0-0	0	0	0	3 1
Garino	4-7	0-1	4-4	6	4	0	12 25
Mikic	0-2	0-2	0-0	2	4	0	0 10
Maragkos	0-1	0-0	0-0	0	0	0	0 1
Kopriva	0-1	0-0	0-0	2	2	0	0 9
White	0-0	0-0	0-0	0	0	0	0 1
TOTALS	25-57	3-15	20-28	36	18	10	73 200

Halftime: GW 28, Georgia 23. **FG Pct:** Georgia .460, GW .439. **3-Point FG Pct:** Georgia .100, GW .200. **FT Pct:** Georgia .533, GW .714. **Turnovers:** Georgia 20 (Mann, Djurisc 4), GW 10 (Savage 5). **Blocks:** Georgia 7 (Williams, Morris 3), GW 5 (Armwood 3). **Technical:** None. **Officials:** Roberts, Breeding, Lindsay. **Att. -** 3,063



2013-14 Game Summaries

Georgia 70, #21 Missouri 64 (OT)
Jan. 8, 2014 - Columbia, Mo.

Game Summary

Charles Mann and Nemi Djurisic combined for 34 points, including nine in overtime, as Georgia bested #21 Missouri in pulling off a rather monumental surprise to tip off the SEC season.

The Bulldogs delivered the game's first punch, relented only for a brief spell and won when they controlled the final moments of the extra period.

Four different Bulldogs scored on the team's first possessions, giving Georgia an 8-0 lead.

Donte' Williams capped this opening rally with a baseline jumper just over two minutes in. Missouri finally pulled even at 17 on a Jordan Clarkson layup at the 8:32 mark.

Only once did Mizzou lead in first-half action, that coming on an Earnest Ross 3-pointer with 5:56 left, putting the Tigers in front 20-19. Djurisic, however, quickly restored the Bulldog lead on a trey 30 seconds later.

Things got interesting in the waning minutes of regulation, after Missouri had forged ahead through the middle portion of the second half.

Kenny Gaines put the Bulldogs ahead at 54-53 on a layup with 2:12 left. Clarkson's 3-pointer with 52 ticks left knotted the score at 56.

Mizzou built its overtime lead up to 63-58 on a 3-point play by Ross. Djurisic countered with five straight points, the tying shot a long 3-pointer from atop the key with 1:40 left. After a Jabari Brown miss, the Bulldogs took the lead for good when Mann drove the lane and muscled up a layup in heavy traffic.

Victory was not secured for Georgia until the final seconds, when Gaines made two foul shots that pushed the Bulldogs ahead 68-64 with 17 seconds left. Missouri missed yet again on its final desperate possession.

Team / Individual Notes

The win marked Georgia's first over a Top 25 team on the road since the 2012 team defeated #20 Miss. State in Starkville...Both Mann and Gaines logged career-best minutes...Djurisic tied a career-best with four 3FGs...Georgia outscored Mizzou 22-13 over the last 4:00 + overtime.

Georgia (7-6, 1-0)

Player	FGs	3-PT.	FTs	R	PF	A	PTSMIN	
Thornton	2-4	0-0	1-6	6	1	0	5	22
Williams	3-7	0-0	2-2	5	3	1	8	31
Morris	3-5	0-0	4-6	7	4	1	10	29
Mann	7-14	0-2	4-10	6	2	4	18	42
Gaines	4-12	1-6	2-2	2	3	1	11	36
Parker	0-4	0-3	0-0	3	0	2	0	16
Dixon	0-1	0-0	0-0	1	0	0	0	6
Forte	1-3	0-0	0-0	1	1	1	2	9
Frazier	0-0	0-0	0-0	0	0	0	0	2
Djurisic	6-10	4-5	0-0	5	2	1	16	32
TOTALS	26-60	5-16	13-26	43	16	11	70	225
Missouri (12-2, 0-1)								

Missouri (12-2, 0-1)

Player	FGs	3-PT.	FTs	R	PF	A	PTSMIN	
Williams	2-4	0-0	1-2	2	4	1	5	20
Rosburg	1-3	0-0	1-1	6	2	1	3	28
Clarkson	4-14	1-3	3-6	6	3	2	12	44
Brown	6-13	2-6	5-7	3	1	1	19	40
Ross	6-9	2-4	1-1	4	4	1	15	37
Clark	0-1	0-0	0-0	2	4	3	0	11
Criswell	2-9	1-3	3-4	7	2	1	8	29
Rector	0-1	0-0	0-0	0	0	0	0	7
Jones	1-2	0-0	0-0	1	0	0	2	9

Halftime: Georgia 30, Missouri 25. End of Regulation: 56-all. FG Pct: Georgia .433, Missouri .393. 3-Point FG Pct: Georgia .313, Missouri .375. FT Pct: Georgia .500, Missouri .667. Turnovers: Georgia 11 (Mann 3), Missouri 11 (Clarkson 3). Blocks: Georgia 8 (Thornton 3), Missouri 4 (Four with 1). Technicals: None. Officials: Lindsay, Jordan, Ayers. Att. - 9,298

Georgia 66, Alabama 58
Jan. 11, 2014 - Athens, Ga.

Game Summary

Georgia guards Charles Mann and Kenny Gaines scored 22 points each, and the Bulldogs made a just enough foul shots near the end to stave off Alabama and claim its second conference victory in a row.

Indeed, Mann and Gaines were Georgia's only double-figure scorers and just one other Bulldog played a key role in the outcome. Marcus Thornton generally controlled the paint area with his rebounding and stellar shot blocking. The two guards, meanwhile, accrued their numbers through divergent channels, Gaines from the field and Mann from the line.

It was Gaines who helped boost the Bulldogs into early command of this game. His hot hand from 3-point territory forced the Crimson Tide to jettison its initial defensive plan of a 2-3 zone. His third trey of the half, coming with 7:00 left, broke a 15-all tie and gave Georgia the lead for keeps.

Gaines' final 3-pointer of the game, with 1:06 left in the first half, got the Bulldogs their largest lead to that point at 32-21.

Georgia kept the margin in the 10-point range through much of the second period. Mann's shot clock-beating 3-pointer at the 13:42 mark gave the Bulldogs the game's biggest lead at 41-28.

The Tide, however, mounted a final serious challenge with six straight points, whittling a 9-point margin to three. A steal and layup by Trevor Releford capped the run and pulled the Tide within 46-43 with 7:37 left.

Two foul shots by Thornton stopped the run and the Tide got no closer than five points thereafter.

Team / Individual Notes

Mann and Gaines established several career highs in this game, the former in rebounds, FTM & FTA, the latter in scoring and minutes... As it nursed its lead, Georgia in the second half scored nine points from the field and 23 from the line...The win stopped a 5-game win streak for Alabama in this series...It also marked the 500th all-time SEC win in UGA history...Georgia moved to 2-0 in SEC play for the first time since 2002.

Alabama (7-8, 1-1)

Player	FGs	3-PT.	FTs	R	PF	A	PTSMIN	
Hale	5-9	2-6	2-6	5	1	0	14	30
Engstrom	0-1	0-0	0-0	2	2	0	0	12
Releford	7-15	1-8	2-2	3	5	3	17	37
Randolph	1-5	0-2	0-0	4	4	1	2	36
Obasohan	0-3	0-0	4-6	1	5	0	4	28
Key	0-4	0-0	2-2	3	3	0	2	11
Taylor	0-1	0-0	0-0	0	3	0	0	10
Jacobs	2-6	0-0	0-0	1	2	0	4	11
Cooper	4-8	1-3	6-7	6	4	3	15	25
Slaughter	0-0	0-0	0-0	0	0	0	0	1
TOTALS	19-52	4-19	16-23	32	29	7	58	200

Georgia (8-6, 2-0)

Player	FGs	3-PT.	FTs	R	PF	A	PTSMIN
Thornton	2-9	0-0	5-8	8	3	0	9 31
Williams	0-2	0-0	1-2	5	4	0	1 23
Morris	1-1	0-0	3-6	2	4	3	5 27
Mann	4-7	1-2	13-18	7	3	3	22 38
Gaines	7-14	4-7	4-4	6	2	0	22 36
Parker	1-6	0-2	2-2	5	1	0	4 18
Forte	0-0	0-0	0-0	0	0	0	0 1
Frazier	0-0	0-0	0-0	0	0	0	0 1
Djurisic	0-7	0-3	3-4	2	0	0	3 26

Halftime: Georgia 34, Alabama 23. FG Pct: Georgia .326, Alabama .365. 3-Point FG Pct: Georgia .357, Alabama .211. FT Pct: Georgia .705, Alabama .696. Turnovers: Georgia 14 (Djurisic 3), Alabama 10 (Three with 2). Blocks: Georgia 10 (Thornton 5), Alabama 4 (Taylor 2). Technicals: None. Officials: Petty, Barker, Benedict. Att. - 8,118

#7 Florida 72, Georgia 50
Jan. 14, 2014 - Gainesville, Fla.

Game Summary

Florida flexed its considerable muscle in many and varied ways, breaking away from Georgia early and cruising to victory in this meeting of conference first-place teams.

Georgia survived the opening stretch, even leading through the first five minutes, before the Gators opened an all-out assault. After Brandon Morris scored with 15:35 left to put Georgia ahead 6-4, Florida scored the game's next 13 points. The run was capped by consecutive 3-pointers from Dorian Finney-Smith and Scottie Wilbekin and set a tone that remained throughout.

Georgia, meanwhile, was bogged down in its own miscues and needed over 12 minutes to reach double figures. By the time Juwan Parker's foul shot got the Bulldogs their 10th point with 7:55 left, Florida enjoyed a 10-point advantage. The Gators then proceeded to launch another scoring spree, this time racking up 10 straight points to put the game virtually out of reach.

Georgia staged one serious rally that spanned the middle minutes of the second half. Marcus Thornton's layup with 11:37 left got the Bulldogs within 45-31. They had three possessions to cut their deficit further but failed to convert any. A free throw by Nemi Djurisic kept Georgia within 47-32, but it was never able to get any closer.

A late 3-point shooting spree by Florida caused the margin to balloon as high as 70-39 before Georgia subs closed with a flurry of their own.

Team / Individual Notes

The Bulldogs had season lows in total points and first-half points... A late scoring run by Parker got him a new career high of 13 points...Florida has now won 12 straight games against Georgia in Gainesville...The Gators won even without leading scorer Casey Prather, who missed his second straight game with a knee injury.

Georgia (8-7, 2-1)

Player	FGs	3-PT.	FTs	R	PF	A	PTSMIN	
Thornton	4-10	0-0	3-5	7	2	0	11	29
Williams	0-3	0-0	0-0	4	3	2	0	23
Morris	2-3	0-0	0-0	2	1	1	4	21
Mann	3-7	1-2	1-3	4	3	2	8	34
Gaines	1-8	0-3	2-2	1	0	0	4	26
Parker	3-5	1-2	6-7	4	2	1	13	18
Dixon	1-2	0-0	0-0	0	0	0	2	6
Forte	1-6	0-0	0-0	4	0	0	2	15
Kessler	0-0	0-0	0-0	0	0	0	0	1
Geno	0-0	0-0	0-0	0	1	0	0	4
Frazier	1-1	1-1	0-0	0	1	0	3	2
Cannon	0-1	0-0	0-0	2	0	0	0	3
Djurisic	0-2	0-1	3-4	2	1	0	3	18
TOTALS	16-48	3-9	15-21	34	14	6	50	200

Florida (14-2, 3-0)

Player	FGs	3-PT.	FTs	R	PF	A	PTSMIN
Yeguate	5-6	0-1	2-2	6	3	0	12 25
Young	4-7	0-0	2-3	9	3	1	10 26
Hill	1-5	1-3	0-2	0	3	5	3 29
Wilbekin	2-5	1-3	2-4	2	0	5	7 28
Frazier	7-16	5-12	2-2	4	0	2	21 31
Finney-Smith	4-9	3-5	3-6	5	2	3	14 25
Edwards	0-1	0-0	0-0	0	0	0	0 1
Walker	1-4	1-2	0-0	2	2	2	3 22
Kurtz	1-1	0-0	0-1	0	0	0	2 10
Donovan	0-0	0-0	0-0	0	2	0	0 3
TOTALS	25-54	11-26	11-20	34	15	18	72 200

Halftime: Florida 36, Georgia 16. FG Pct: Georgia .333, Florida .463. 3-Point FG Pct: Georgia .333, Florida .423. FT Pct: Georgia .714, Florida .550. Turnovers: Georgia 15 (Mann 5), Florida 8 (Yeguate 4). Blocks: Georgia 3 (Three with 1), Florida 3 (Walker 2). Technicals: None. Officials: Greene, Valentine, Hartzell. Att. - 12,051



Georgia 66, Arkansas 61 (OT) Jan. 18, 2014 - Athens, Ga.

Game Summary

Georgia overcame a second-half Arkansas lead and its own scuffling offense to outlast the Razorbacks and move to 3-1 in SEC play for the first time since 2007.

The Bulldogs teetered into dangerous territory when Arkansas guard **Fred Gulley** scored five straight points, the latter a layup with 15:57 left, to take a 41-34 lead. It was the Razorbacks' largest advantage of the game.

Georgia, meanwhile, encountered great difficulty in scoring. While Arkansas was taking its 7-point lead, the Bulldogs were enduring a stretch of over seven minutes without a field goal. When **Kenny Gaines** finally connected on a jumper with 9:26 left, it cut the deficit to just 41-40.

Arkansas, however, kept the lead until the Bulldogs, behind the inspired play of reserve guard **J.J. Frazier**, rallied in the closing minutes of regulation. **Brandon Morris**' layup with 3:19 left pushed Georgia ahead 49-48. A foul shot by Frazier 30 seconds later upped the margin further. Free throws by **Rashad Madden** with 1:45 left knotted things at 52-all and completed regulation scoring.

Georgia's **Charles Mann**, who had struggled through much of the game, led the Bulldogs in overtime. He assisted Gaines on a 3-pointer to open the extra period. After the teams traded empty trips, he made one of two foul shots that stretched Georgia's lead to 56-52.

Mann then made the game's most important play. He stole possession from Arkansas' **Alandise Harris** and converted a fast-breaking 3-point play with 2:22 left, putting the Bulldogs ahead 59-52. Georgia then secured victory by sinking enough of its foul shots and by holding the Hogs without a field goal until the final seconds.

Team / Individual Notes

Career highs in minutes and rebounds for both **Marcus Thornton** and **J.J. Frazier**...Thornton's double-double was the first of his career and also the first for Georgia this season.

Arkansas (12-5, 1-3)

Player	FGs	3-PT.	FTs	R	PF	A	PTS	MIN
Clarke	5-9	1-2	2-4	3	5	1	13	25
Portis	3-9	0-0	0-0	7	2	0	6	30
Madden	3-8	1-4	5-6	3	3	1	12	31
Gulley	4-7	3-4	1-2	2	5	1	12	31
Qualls	1-10	0-4	1-2	7	2	5	3	32
Wade	0-2	0-1	0-0	1	0	0	0	7
Harris	3-9	0-2	3-6	2	4	3	9	24
Bell	1-7	1-5	0-0	0	3	0	3	15
Haydar	1-2	1-1	0-0	1	3	0	3	8
Williams	0-1	0-0	0-0	1	2	0	0	8
Kingsley	0-2	0-0	0-0	5	0	0	0	14
TOTALS	21-66	7-23	12-20	34	29	11	61	225

Georgia (9-7, 3-1)

Player	FGs	3-PT.	FTs	R	PF	A	PTS	MIN
Thornton	3-11	0-0	5-8	13	3	1	11	37
Williams	3-3	0-0	0-0	7	2	0	6	23
Morris	2-7	0-0	4-6	6	3	0	8	36
Mann	2-10	0-3	5-7	3	4	3	9	28
Gaines	5-12	2-5	3-4	4	3	1	15	38
Parker	0-4	0-1	2-2	2	1	1	2	14
Dixon	1-2	0-0	1-2	3	0	0	3	8
Forte	1-1	0-0	0-0	1	0	0	2	2
Frazier	0-6	0-5	5-6	4	1	1	5	17
Djurisic	1-2	0-0	3-4	3	3	0	5	22
TOTALS	18-58	2-14	28-39	56	20	7	66	225

Halftime: Arkansas 29, Georgia 28. **End of Regulation:** 52-all. **FG Pct:** Georgia .310, Arkansas .318. **3-Point FG Pct:** Georgia .143, Arkansas .304. **FT Pct:** Georgia .718, Arkansas .600. **Turnovers:** Georgia 19 (Mann 5), Arkansas 13 (Madden 3). **Blocks:** Georgia 4 (Williams 2), Arkansas 4 (Portis 2). **Technical:** None. **Officials:** Adams, Thibodeaux, Henderson. **Att.** - 6,662

2013-14 Game Summaries

Georgia 97, South Carolina 76 Jan. 22, 2014 - Athens, Ga.

Game Summary

Nemi Djurisic led Georgia's best offensive output in an SEC game in three years with a career-high 22 points as the Bulldogs overwhelmed South Carolina for their fourth league victory.

After struggling on offense for the previous three games, Georgia broke loose early and never abated its attack on the Gamecocks. In one seven-minute stretch of the first half, the Bulldogs made eight consecutive shots. The final bucket of that string, a layup by **Marcus Thornton** at the 10:27 mark, put Georgia in front 27-16.

A jumper by USC's **Duane Notice** cut the margin to 32-23 with 7:38 left in the first half. It was the last time of the game in which Carolina got within single digits.

An 11-0 run by Georgia early in the second half turned a one-sided contest into a blowout. Back-to-back 3-pointers by Djurisic ended the run and pushed the Bulldog lead beyond 20 points for the first time at 64-42 with 14:19 left.

Georgia scored nine field goals over the game's remainder. The rest of the Bulldogs' offense came from an endless parade of free throw shots that stretched the game well beyond the normal 2-hour span.

Team / Individual Notes

Georgia moved to 4-1 in SEC play for the first time since the 2002 season...Georgia's 97 points were the most in an SEC game since scoring 98 at Ole Miss in 2011...The Bulldogs' 50 FT attempts tied a school record set three previous times, most recently in 1997...The 86 foul shots were the most in a UGA game since Georgia and Kentucky combined for 90 in a 1997 game... Career highs in this game: Pts, FTM, FTA by Djurisic, Assists by Morris.

South Carolina (7-11, 0-5)

Player	FGs	3-PT.	FTs	R	PF	A	PTS	MIN
Henry	0-5	0-0	1-2	5	4	0	1	15
Carrera	0-3	0-0	0-0	6	4	0	0	19
Thornwell	8-12	1-1	9-12	4	4	4	26	29
Williams	6-11	4-7	2-2	0	0	1	18	35
Notice	4-6	0-1	6-10	2	2	1	14	22
Shaw	2-5	2-3	6-6	0	1	0	12	19
Chatkevicius	1-3	0-0	0-2	6	5	0	2	15
Theus, Jr.	0-1	0-0	0-2	1	3	1	0	13
Kacinas	0-0	0-0	0-0	0	5	0	0	7
Ringer	0-0	0-0	0-0	0	4	0	0	14
Steele	1-2	1-2	0-0	0	1	1	3	12
TOTALS	22-48	8-14	24-36	27	33	8	76	200

Georgia (10-7, 4-1)

Player	FGs	3-PT.	FTs	R	PF	A	PTS	MIN
Thornton	3-5	0-0	6-9	7	2	0	12	21
Williams	3-4	0-0	3-6	10	1	0	9	26
Morris	4-6	0-0	5-9	5	3	5	13	27
Mann	2-5	2-4	4-4	1	5	3	10	19
Gaines	3-10	2-5	6-6	3	2	4	14	33
Parker	2-4	1-1	0-0	3	0	2	5	14
Dixon	0-0	0-0	0-0	0	1	0	0	6
Echols	1-2	1-2	0-0	0	0	0	3	2
Forte	1-1	0-0	1-3	0	1	0	3	4
Young	0-0	0-0	0-0	0	0	0	0	1
Kessler	0-0	0-0	0-0	1	1	0	0	1
Geno	1-1	0-0	0-0	1	0	0	2	1
Frazier	1-5	1-3	0-0	1	4	4	3	21
Cannon	0-0	0-0	1-2	1	2	0	1	3
Djurisic	6-6	3-3	7-11	5	4	3	22	21
TOTALS	27-49	10-18	33-50	39	26	21	97	200

Halftime: Georgia 45, South Carolina 34. **FG Pct:** Georgia .551, South Carolina .458. **3-Point FG Pct:** Georgia .556, South Carolina .571. **FT Pct:** Georgia .660, South Carolina .667. **Turnovers:** Georgia 14 (Mann 4), South Carolina 15 (Thornwell 5). **Blocks:** Georgia 2 (Gaines 2), South Carolina 4 (Henry, Chat. 2) **Technical:** None. **Officials:** Nance, Groover, Cassell. **Att.** - 5,608.