

# KENTUCKY WILDCATS

EIGHT NATIONAL TITLES A PLAYERS FIRST PROGRAM FIRST PROGRAM TO 2,000 WINS

## SCHEDULE/RESULTS (12-4, 2-1 SEC)

| Date   | Opponent                           | Result/Time |
|--|------------------------------------|-------------|
| N. 1   | TRANSYLVANIA (Exh.) [FSS]          | W, 76-42    |
| N. 4   | MONTEVALLO (Exh.) [FSS]            | W, 95-72    |
| N. 8   | UNC ASHEVILLE [FSS]                | W, 89-57    |
| N. 10  | NORTHERN KENTUCKY [FSS]            | W, 93-63    |
| N. 12 <sup>1</sup> vs. No. 2/2 Michigan State [ESPN] | L, 78-74                           |             |
| N. 17 <sup>2</sup>                                   | ROBERT MORRIS [ESPN2]              | W, 87-49    |
| N. 19 <sup>2</sup>                                   | UT ARLINGTON [CSS]                 | W, 105-76   |
| N. 25 <sup>2</sup>                                   | CLEVELAND STATE [FSN]              | W, 68-61    |
| N. 27 <sup>2</sup>                                   | EASTERN MICHIGAN [FSS]             | W, 81-63    |
| D. 1 <sup>3</sup> vs. Providence [Fox Sports 1]      | W, 79-65                           |             |
| D. 6 <sup>4</sup> vs. No. 20/20 Baylor [ESPN]        | L, 67-62                           |             |
| D. 10  | BOISE STATE [ESPN]                 | W, 70-55    |
| D. 14  | at No. 18/21 North Carolina [ESPN] | L, 82-77    |
| D. 21  | BELMONT [ESPNU]                    | W, 93-80    |
| D. 28  | No. 6/4 LOUISVILLE [CBS]           | W, 73-66    |
| J. 8 *   | MISSISSIPPI STATE [SEC]            | W, 85-63    |
| J. 11 *  | at Vanderbilt [CBS]                | W, 71-62    |
| J. 14 *  | at Arkansas [ESPN]                 | L, 87-85 OT |
| J. 18 *  | TENNESSEE [CBS]                    | 12:00 p.m.  |
| J. 21 *  | TEXAS A&M [ESPN]                   | 9:00 p.m.   |
| J. 25 *  | GEORGIA [SEC]                      | 1:30 p.m.   |
| J. 28 *  | at LSU [ESPN]                      | 9:00 p.m.   |
| F. 1 *   | at Missouri [CBS]                  | 1:00 p.m.   |
| F. 4 *   | OLE MISS [ESPNU]                   | 7:00 p.m.   |
| F. 8 *   | at Mississippi State [SEC]         | 1:30 p.m.   |
| F. 12 *  | at Auburn [SEC]                    | 8:00 p.m.   |
| F. 15 *  | FLORIDA [ESPN]                     | 9:00 p.m.   |
| F. 18 *  | at Ole Miss [ESPN]                 | 7:00 p.m.   |
| F. 22 *  | LSU [ESPN/ESPN2]                   | 4:00 p.m.   |
| F. 27 *  | ARKANSAS [ESPN/ESPN2]              | 7:00 p.m.   |
| M. 1 *   | at South Carolina [ESPN/ESPN2]     | 6:00 p.m.   |
| M. 4 *   | ALABAMA [ESPN]                     | 9:00 p.m.   |
| M. 8 *   | at Florida [CBS]                   | 12:00 p.m.  |
| M.12-16 <sup>5</sup>                                 | SEC Tournament (Atlanta)           | TBA         |

<sup>1</sup> State Farm Champions Classic (United Center, Chicago, Ill.);  
<sup>2</sup> Keightley Classic (Rupp Arena, Lexington, Ky.); <sup>3</sup> Barclays Center (Brooklyn, N.Y.); <sup>4</sup> SEC/Big 12 Challenge (AT&T Stadium, Arlington, Texas); <sup>5</sup> SEC Tournament (Georgia Dome, Atlanta, Ga.)

**Tennessee (11-5, 2-1) vs.**

**No. 13/12 Kentucky (12-4, 2-1)**

Saturday, Jan. 18 • Noon ET • Rupp Arena (23,000) • Lexington, Ky.

## GAMECENTER

### Kentucky Wildcats

Record: 12-4, 2-1 in SEC  
 Rankings: No. 13 (AP)/No. 12 (Coaches)  
 Last Game: Lost at Arkansas, 87-85 OT  
 Head Coach: John Calipari  
 Overall On-Court Record: 580-170 (.773)  
 at UK: 135-30 (.818)  
 Last Five Games: 4-1  
 Calipari vs. Tennessee: 10-5  
 All-Time Series: UK leads 149-67  
 Twitter: @KentuckyMBB

### UK/IMG Radio Network

Talent: Tom Leach (PxP), Mike Pratt (Analyst),  
 Matt Jones (Sideline)  
 Sirius/XM Channel: 91/91

### Tennessee Volunteers

Record: 11-5, 2-1 in SEC  
 Rankings: NR (AP)/NR (Coaches)  
 Last Game: Def. Auburn, 78-67  
 Head Coach: Cuonzo Martin  
 Overall On-Court Record: 100-69 (.667)  
 at Tennessee: 39-28 (.608)  
 Last Five Games: 4-1  
 Martin vs. Kentucky: 1-3  
 Last Meeting: Tennessee, 88-58 (Feb. 16, 2013)





### Television Info

Network: CBS  
 Talent: Andrew Catalon (PxP), Clark Kellogg (Analyst)

## CAT SCRATCHES

- The Wildcats are in their 111th season of basketball and are the national leaders in total wins with 2,123.
- Kentucky leads the all-time series with Tennessee by a 149-67 margin. That record includes an 89-16 mark in Lexington and a 34-4 tally in Rupp Arena.
- Saturday's meeting is the lone regular-season matchup of the 2014 season between the border-state rivals. It is the first time since the 1953 season, UK and UT will not meet twice during the regular season.
- UK is averaging 44.2 rebounds per game, the most of any team in the John Calipari era. UK's +12.9 rebounding margin is tops in the SEC.
- Kentucky is notching 17.4 second-chance points per game, thanks to an average of 15.8 offensive rebounds per game.
- The Blue and White are shooting at a .476 clip with an average of 39.6 points per game coming from inside the paint.
- Sophomore Alex Poythress is averaging 11.0 points, 4.7 rebounds, 2.0 blocks and is shooting .700 from the field in UK's three SEC contests.
- Freshman Julius Randle posted his 10th double-double of the season at Arkansas on Tuesday. UK's single-season freshman record for double-doubles is 20, held by both DeMarcus Cousins and Anthony Davis.
- According to KenPom.com the Wildcats rank 351st in the country in total experience, which is considered the least experienced squad in the nation. The average experience of 0.31 years is one of the youngest collection of players in the history of KenPom's rankings dating back to 2007. The Citadel owns the record of 0.27 years during the 2008 season.

## POSSIBLE STARTING LINEUP (BASED ON LAST GAME)

| Willie Cauley-Stein<br>#15   | Aaron Harrison<br>#2   | Andrew Harrison<br>#5   | Julius Randle<br>#30   | James Young<br>#1   |
|--|--|---|--|---|
|  Soph. - Forward<br>7-0 • 244<br>Olathe, Kan.<br>Pts. - 8.9<br>Rebs. - 7.6<br>Mins. - 27.0 |  Fresh. - Guard<br>6-6 • 218<br>Richmond, Texas<br>Pts. - 14.1<br>Rebs. - 3.1<br>Mins. - 29.3 |  Fresh. - Guard<br>6-6 • 215<br>Richmond, Texas<br>Pts. - 10.6<br>Assts. - 3.5<br>Mins. - 29.9 |  Fresh. - Forward<br>6-9 • 250<br>Dallas, Texas<br>Pts. - 16.9<br>Rebs. - 11.1<br>Mins. - 28.9 |  Fresh. - For./Gua.<br>6-6 • 215<br>Rochester Hills, Mich.<br>Pts. - 14.6<br>Rebs. - 4.6<br>Mins. - 31.7 |

## MEDIA INFORMATION

### Numerical Roster

| No. | Name                | Pos. | Ht.  | Wt. | Yr. | Exp. | Hometown (Previous School)            |
|-----|---------------------|------|------|-----|-----|------|---------------------------------------|
| 00  | Marcus Lee          | F    | 6-9  | 215 | Fr. | HS   | Antioch, Calif. (Deer Valley)         |
| 1   | James Young         | F/G  | 6-6  | 215 | Fr. | HS   | Rochester Hills, Mich. (Rochester)    |
| 2   | Aaron Harrison      | G    | 6-6  | 218 | Fr. | HS   | Richmond, Texas (Travis)              |
| 3   | Jarrold Polson      | G    | 6-2  | 182 | Sr. | 3L   | Wilmore, Ky. (West Jessamine)         |
| 4   | Jon Hood            | G    | 6-7  | 215 | Sr. | 3L   | Madisonville, Ky. (North Hopkins)     |
| 5   | Andrew Harrison     | G    | 6-6  | 215 | Fr. | HS   | Richmond, Texas (Travis)              |
| 13  | Sam Malone          | G    | 5-11 | 185 | Jr. | 2L   | Scituate, Mass. (Scituate)            |
| 15  | Willie Cauley-Stein | F    | 7-0  | 244 | So. | 1L   | Olathe, Kan. (Northwest)              |
| 21  | Tod Lanter          | G    | 6-2  | 190 | Jr. | 1L   | Lexington, Ky. (Gulf Coast St. CC)    |
| 22  | Alex Poythress      | F    | 6-8  | 239 | So. | 1L   | Clarksville, Tenn. (Northeast)        |
| 24  | EJ Floreal          | G    | 6-3  | 195 | Fr. | HS   | Palo Alto, Calif. (Dunbar)            |
| 25  | Dominique Hawkins   | G    | 6-0  | 193 | Fr. | HS   | Richmond, Ky. (Madison Central)       |
| 30  | Julius Randle       | F    | 6-9  | 250 | Fr. | HS   | Dallas, Texas (Prestonwood Christian) |
| 32  | Brian Long          | G    | 5-9  | 155 | Jr. | 2L   | Dumont, N.J. (River Dell)             |
| 35  | Derek Willis        | F    | 6-9  | 205 | Fr. | HS   | Mt. Washington, Ky. (Bullit East)     |
| 44  | Dakari Johnson      | C    | 7-0  | 265 | Fr. | HS   | Brooklyn, N.Y. (Montverde Academy)    |

### Coaching Staff

|   |   |
|---|---|
| <b>Head Coach:</b>                                  | John Calipari (Clarion, 1983 - 5th season)  |
| <b>Assistant Coaches:</b>                           | Orlando Antigua (Pittsburgh, 1995 - 5th season)<br>Kenny Payne (Louisville, 2003 - 4th season)<br>John Robic (Denison, 1986 - 5th season) |
| <b>Special Asst. to Head Coach:</b>                 | Rod Strickland (DePaul/Northeastern Illinois, 2013 - 5th season)  |
| <b>Coordinator of Performance:</b>                  | Ray "Rock" Oliver (Kansas, 1986 - 2nd season)   |
| <b>Strength Coach:</b>                              | Mike Malone (Mount Union College, 2001 - 3rd season)  |
| <b>Athletic Trainer:</b>                            | Chris Simmons (Memphis, 2002 - 5th season)  |
| <b>Associate AD/Basketball Operations:</b>          | Chris Woolard (UCLA, 1997 - 3rd season)   |
| <b>Assistant Director of Basketball Operations:</b> | Preston Spradlin (Alice Lloyd, 2009 - 4th season)   |

### Social Media Guide

|                     |                  |
|---------------------|------------------|
| UK Athletics        | @UKAthleticsNews |
| Kentucky Basketball | @KentuckyMBB     |
| John Calipari       | @UKCoachCalipari |
| Willie Cauley-Stein | @TrillGeta15     |
| EJ Floreal          | @BouncyE_24      |
| Aaron Harrison      | @AaronICE2       |
| Andrew Harrison     | @DrewRoc5        |
| Dominique Hawkins   | @Dhawk_25        |
| Jon Hood            | @jonnylightning4 |
| Dakari Johnson      | @dslowmotion22   |
| Tod Lanter          | @tod_lanterIII   |
| Marcus Lee          | @SuperKingMe     |
| Brian Long          | @brianlong32     |
| Sam Malone          | @SamMaloneuk13   |
| Jarrold Polson      | @jpolson05       |
| Alex Poythress      | @AlextheGreat22  |
| Julius Randle       | @J30_RANDLE      |
| Derek Willis        | @derek_willis33  |
| James Young         | @James63Young    |

### Pronunciation Guide

|                             |                 |
|-----------------------------|-----------------|
| Willie Cauley- <b>STEIN</b> | (STINE)         |
| EJ <b>FLOREAL</b>           | (FLOOR-EE-AL)   |
| <b>DOMINIQUE</b> Hawkins    | (DOM-A-NEEK)    |
| <b>DAKARI</b> Johnson       | (DA-CAR-EE)     |
| Alex <b>POYTHRESS</b>       | (POY-THRESS)    |
| John <b>CALIPARI</b>        | (CAL-A-PEAR-EE) |

## Media Policies

### MEDIA AVAILABILITY

Player interviews are conducted prior to practices and will be available to all UK media on the Joe Craft Center practice court. Coach John Calipari will meet with members of the media immediately following player interviews either on the practice court or in the Memorial Coliseum media room. Time and location will be announced by the UK Media Relations office.

### INTERVIEWS

Media wishing to interview UK coach John Calipari are asked to notify John Hayden with UK Media Relations at 859.257.3838. No interviews will be allowed the day of a game. All interviews with Kentucky student-athletes must be coordinated through Deb Moore with UK Media Relations. Telephone interviews will be fulfilled at a time that does not interfere with the player's academic or practice schedule. All interview requests must be placed at least 24-hours in advance.

### POSTGAME INTERVIEWS

The Kentucky locker room is normally closed to the media following games. For home games, Coach Calipari and player interviews will be conducted in the Rupp Arena Interview Room following a brief cooling-off period.

### SEC TELECONFERENCE

The SEC conducts weekly teleconferences with the league's coaches. The teleconferences begin Jan. 6, 2014 through March 10. Kentucky coach John Calipari will speak every Monday during that time period at 11:35 a.m. ET.

#### John Hayden Associate Director



John.Hayden@uky.edu  
859.257.3838 (work)  
859.559.9399 (home)  
Coach Calipari requests  
Main Basketball Contact  
@UKMR\_JHayden

#### Deb Moore Assistant Director



Deb.Moore@uky.edu  
859.257.3838 (work)  
859.559.5781 (home)  
MBB Player Requests  
Secondary Contact  
@UKMR\_Deb

#### Jamie Holloway Office Coordinator



Jamie.Holloway@uky.edu  
859.257.3838 (work)  
Credentials

## TV CHART



00

**Marcus Lee**

6-9 • 215 • Fr. • F  
Antioch, Calif.  
(Deer Valley)



1

**James Young**

6-6 • 215 • Fr. • 6/F  
Rochester Hills,  
Mich.  
(Rochester)



2

**Aaron Harrison**

6-6 • 218 • Fr. • G  
Richmond, Texas  
(Travis)



3

**Jarrod Polson**

6-2 • 182 • Sr. • G  
Wilmore, Ky.  
(West Jessamine)



4

**Jon Hood**

6-7 • 215 • Sr. • G  
Madisonville, Ky.  
(North Hopkins)



5

**Andrew Harrison**

6-6 • 215 • Fr. • G  
Richmond, Texas  
(Travis)



13

**Sam Malone**

5-11 • 185 • Jr. • G  
Scituate, Mass.  
(Scituate)



15

**Willie Cauley-Stein**

7-0 • 244 • So. • F  
Olathe, Kan.  
(Northwest)



21

**Tod Lanter**


6-2 • 190 • Jr. • G  
Lexington, Ky.  
(Gulf Coast State CC)



22

**Alex Poythress**

6-8 • 239 • So. • F  
Clarksville, Tenn.  
(Northeast)



24

**EJ Floreal**


6-3 • 195 • Fr. • G  
Palo Alto, Calif.  
(Dunbar)



25

**Dominique Hawkins**

6-0 • 193 • Fr. • G  
Richmond, Ky.  
(Madison Central)



30

**Julius Randle**

6-9 • 250 • Fr. • F  
Dallas, Texas  
(Prestonwood Christian)



32

**Brian Long**

5-9 • 155 • Jr. • G  
Dumont, N.J.  
(River Dell)



35

**Derek Willis**

6-9 • 205 • Fr. • F  
Mt. Washington, Ky.  
(Bullitt East)



44

**Dakari Johnson**

7-0 • 265 • Fr. • C  
Brooklyn, N.Y.  
(Montverde Academy)



**John Calipari**

Head Coach  
Fifth Year at UK  
(Clarion, '82)



**Orlando Antigua**

Assistant Coach  
Fifth Year at UK  
(Pittsburgh, '95)



**Kenny Payne**

Assistant Coach  
Fourth Year at UK  
(Louisville, '03)



**John Robic**

Assistant Coach  
Fifth Year at UK  
(Denison, '86)

# OPPONENT CAPSULE - TENNESSEE VOLUNTEERS

## STAT BREAKDOWN

### Team Stats

| Kentucky | Stat       | Tennessee |
|----------|------------|-----------|
| 80.8     | PPG        | 74.9      |
| 67.1     | Opp. PPG   | 61.9      |
| .476     | FG%        | .457      |
| .389     | Opp. FG%   | .414      |
| .305     | 3-FG%      | .362      |
| .305     | Opp. 3-FG% | .359      |
| .659     | FT%        | .702      |
| .676     | Opp. FT%   | .662      |
| 44.2     | RPG        | 39.4      |
| 31.3     | Opp. RPG   | 30.3      |
| 15.8     | Off. RPG   | 14.4      |
| 28.5     | Def. RPG   | 25.0      |
| 19.1     | Fouls      | 17.7      |
| 12.9     | TO         | 10.4      |
| 11.0     | Opp. TO    | 11.8      |
| 200      | Assists    | 211       |
| 12.5     | APG        | 13.2      |
| 67       | Steals     | 86        |
| 4.2      | SPG        | 5.4       |
| 110      | Blocks     | 80        |
| 6.9      | BPG        | 5.0       |

### Individual Leaders

| Kentucky            | Stat    | Tennessee         |
|---------------------|---------|-------------------|
| Randle - 16.9       | PPG     | McRae - 18.4      |
| Young - 14.6        |         | Stokes - 13.4     |
| Aa. Harrison - 14.1 |         | Maymon - 10.8     |
| Randle - 11.1       | RPG     | Stokes - 9.6      |
| Cauley-Stein - 7.6  |         | Maymon - 8.4      |
| Lee - .667          | FG%     | Richardson - .538 |
| An. Harrison - .361 | 3-FG%   | Richardson - .444 |
| Aa. Harrison - .766 | FT%     | McRae - .788      |
| An. Harrison - 56   | Assists | McRae - 46        |
| Two w/ - 17         | Steals  | Thompson - 18     |
| Cauley-Stein - 57   | Blocks  | McRae - 17        |

## Projected Starters\*

| #  | Class | Name            | Ht. | Pos. | Pts. | Rebs. | Assts. | Blks. | Stls. |
|----|-------|-----------------|-----|------|------|-------|--------|-------|-------|
| 1  | Jr.   | Josh Richardson | 6-6 | G    | 9.1  | 3.1   | 1.4    | 0.6   | 0.6   |
| 2  | Sr.   | Antonio Barton  | 6-2 | G    | 8.8  | 2.3   | 1.8    | 0.1   | 0.5   |
| 5  | Jr.   | Jarnell Stokes  | 6-8 | F    | 13.4 | 9.6   | 1.7    | 1.0   | 0.8   |
| 34 | Sr.   | Jeronne Maymon  | 6-8 | F    | 10.8 | 8.4   | 1.4    | 0.5   | 0.8   |
| 52 | Sr.   | Jordan McRae    | 6-6 | G    | 18.4 | 3.1   | 2.9    | 1.1   | 0.8   |

\*based on the last game played

## A Look at the Series ...

### Scouting the Volunteers

Tennessee owns an 11-5 overall record and a 2-1 clip in Southeastern Conference action. The Vols have a key non-conference victory over Virginia, while securing wins over Auburn and LSU in the SEC. Their only loss in league play is a one-point set-back to Texas A&M.

The Volunteers' starting five ranks as the top five scorers for the 2013-14 season led by 18.4 per outing from senior guard Jordan McRae. Junior forward Jarnell Stokes is averaging 13.4 points and a team-high 9.6 rebounds per game. McRae leads the team with 46 assists on the season.

### Series History vs. Tennessee

Kentucky owns a 149-67 all-time record in the vs. Tennessee, including an 89-16 mark in Lexington.

UK has taken on Tennessee in Rupp Arena more than any other opponent. The Wildcats are 34-4 against the Volunteers in Rupp, including 4-0 under John Calipari.

### Tennessee Coach Cuonzo Martin

Cuonzo Martin is in his third season at the helm of Tennessee. He has logged a 1-3 record all-time in head-to-head matchups with the Wildcats.

### Last Time vs. the Volunteers

Trae Golden scored 24 points and had eight assists without a turnover as Tennessee rolled to an 88-58 victory over Kentucky, giving the Volunteers their most lopsided win in the 216-game history of this series when the teams last squared off on Feb. 16, 2013.

It marked the first game without Nerlens Noel for the Wildcats after he suffered a season-ending knee injury at Florida just a few days prior.

Kyle Wiltjer scored 18 points, while Julius Mays scored 12 and Jarrod Polson had a career-high 11 tallies in the loss.

### Kentucky Bests vs. Tennessee

|                               |  |
|-------------------------------|--|
| Most Points:                  | 104, in Lexington, March 5, 1955 (W, 104-61)         |
| Most Points by Tennessee:     | 107, in Knoxville, Jan. 21, 1992 (L, 107-85)         |
| Largest Margin of UK Victory: | 61, in Lexington, March 12, 1993 (W, 101-40)         |
| Times scored 100 points:      | 5, last time in Knoxville, Feb. 14, 2001 (W, 103-95) |
| Overtime games:               | 5-7, last time March 11, 2005 (W, 69-68)             |
| Most points (individual):     | 54, by Jodie Meeks, Jan. 13, 2009 (W, 90-72)         |
| Most rebounds (individual):   | 28, by Mike Phillips, Jan. 10, 1976 (L, 90-88 OT)    |
| Most assists (individual):    | 12, by Roger Harden, Feb. 28, 1985 (W, 92-67)        |
| Most steals (individual):     | 7, by Jared Prickett, March 12, 1993 (W, 101-40)     |
| Most blocks (individual):     | 7, by Anthony Davis, Jan. 31, 2012 (W, 69-44)        |
| Most 3-point FG (individual): | 10, by Jodie Meeks, Jan. 13, 2009 (W, 90-72)         |

### Opponent Media Information

Contact: Tom Satkowiak

Phone - 865.696.2897

Email - tomsid@tennessee.edu

## THE POLLS

Associated Press  
Jan. 13

| Rk. | Team (First Place Votes) |
|-----|--------------------------|
| 1   | Arizona (61)             |
| 2   | Syracuse (4)             |
| 3   | Wisconsin                |
| 4   | Michigan State           |
| 5   | Wichita State            |
| 6   | Villanova                |
| 7   | Florida                  |
| 8   | Iowa State               |
| 9   | Oklahoma State           |
| 10  | San Diego State          |
| 11  | Ohio State               |
| 12  | Baylor                   |
| 13  | <b>KENTUCKY</b>          |
| 14  | Iowa                     |
| 15  | Kansas                   |
| 16  | Massachusetts            |
| 17  | Memphis                  |
| 18  | Louisville               |
| 19  | Cincinnati               |
| 20  | Creighton                |
| 21  | Colorado                 |
| 22  | Pittsburgh               |
| 23  | Duke                     |
| 24  | Saint Louis              |
| 25  | Oklahoma                 |
| 25  | UCLA                     |

### Others Receiving Votes:

Missouri, Oregon, Connecticut, Kansas State, Gonzaga, Michigan, California, Virginia, Louisiana Tech, Xavier, Illinois, New Mexico, Harvard, George Washington

Coaches  
Jan. 13

| Rk. | Team (First Place Votes) |
|-----|--------------------------|
| 1   | Arizona (30)             |
| 2   | Syracuse (1)             |
| 3   | Wisconsin                |
| 4   | Michigan State (1)       |
| 5   | Wichita State            |
| 6   | Villanova                |
| 7   | Florida                  |
| 8   | Oklahoma State           |
| 9   | Ohio State               |
| 10  | Iowa State               |
| 11  | San Diego State          |
| 12  | <b>KENTUCKY</b>          |
| 13  | Baylor                   |
| 14  | Louisville               |
| 15  | Massachusetts            |
| 16  | Iowa                     |
| 17  | Memphis                  |
| 18  | Kansas                   |
| 19  | Creighton                |
| 20  | Duke                     |
| 21  | Pittsburgh               |
| 22  | Colorado                 |
| 23  | Cincinnati               |
| 24  | Gonzaga                  |
| 25  | UCLA                     |

### Others Receiving Votes:

Saint Louis, Oregon, Missouri, Oklahoma, Kansas State, Michigan, New Mexico, California, Connecticut, George Washington, Harvard, Southern Miss, Virginia, VCU, Xavier

## UK'S WEEKLY RANKINGS

| DATE      | AP | Coaches | RPI |
|-----------|----|---------|-----|
| Preseason | 1  | 1       | -   |
| Nov. 11   | 1  | 1       | -   |
| Nov. 18   | 4  | 5       | -   |
| Nov. 25   | 3  | 4       | -   |
| Dec. 2    | 3  | 4       | -   |
| Dec. 9    | 11 | 10      | -   |
| Dec. 16   | 19 | 21      | 38  |
| Dec. 23   | 18 | 18      | 22  |
| Dec. 30   | 15 | 16      | 19  |
| Jan. 6    | 14 | 16      | 25  |
| Jan. 13   | 13 | 12      | 18  |

## THE SOUTHEASTERN CONFERENCE

SEC Standings  
(Through Jan. 16)

| Team            | SEC (Pct.)        | GB         | Overall (Pct.)     |
|-----------------|-------------------|------------|--------------------|
| Florida         | 3-0 (1.000)       | -          | 14-2 (.875)        |
| Texas A&M       | 3-0 (1.000)       | -          | 12-4 (.750)        |
| Alabama         | 2-1 (.667)        | 1.0        | 8-8 (.500)         |
| Georgia         | 2-1 (.667)        | 1.0        | 8-7 (.533)         |
| <b>Kentucky</b> | <b>2-1 (.667)</b> | <b>1.0</b> | <b>12-4 (.750)</b> |
| Ole Miss        | 2-1 (.667)        | 1.0        | 11-5 (.688)        |
| Tennessee       | 2-1 (.667)        | 1.0        | 11-5 (.668)        |
| Arkansas        | 1-2 (.333)        | 2.0        | 12-4 (.750)        |
| LSU             | 1-2 (.333)        | 2.0        | 10-5 (.667)        |
| Miss. State     | 1-2 (.333)        | 2.0        | 11-5 (.688)        |
| Missouri        | 1-2 (.333)        | 2.0        | 13-3 (.813)        |
| Vanderbilt      | 1-2 (.333)        | 2.0        | 9-6 (.600)         |
| Auburn          | 0-3 (.000)        | 3.0        | 8-6 (.533)         |
| S. Carolina     | 0-3 (.000)        | 3.0        | 7-9 (.438)         |

### Upcoming Schedule

| Date | Time | Game                         | TV     |
|------|------|------------------------------|--------|
| 1/18 | Noon | Tennessee at Kentucky*       | CBS    |
| 1/18 | 1:30 | Arkansas at Georgia*         | SEC TV |
| 1/18 | 1:30 | Texas A&M at Miss. State*    | SEC TV |
| 1/18 | 2:00 | Alabama at Missouri*         | ESPN/2 |
| 1/18 | 4:00 | Florida at Auburn*           | SEC TV |
| 1/18 | 4:30 | Ole Miss at South Carolina*  | FSN    |
| 1/18 | 9:00 | Vanderbilt at LSU*           | ESPNU  |
| 1/21 | 7:00 | Missouri at LSU*             | ESPNU  |
| 1/21 | 9:00 | Texas A&M at Kentucky*       | ESPN   |
| 1/22 | 8:00 | Auburn at Mississippi State* | ESPN3  |
| 1/22 | 8:00 | Arkansas at Tennessee*       | SEC TV |
| 1/22 | 8:00 | South Carolina at Georgia*   | SEC TV |
| 1/22 | 9:00 | Ole Miss at Vanderbilt*      | CSS    |
| 1/23 | 7:00 | Florida at Alabama*          | ESPN/2 |
| 1/25 | 1:00 | Vanderbilt at Texas A&M*     | ESPNU  |
| 1/25 | 1:30 | Georgia at Kentucky*         | SEC TV |
| 1/25 | 4:00 | Miss. State at Ole Miss*     | SEC TV |
| 1/25 | 4:00 | S. Carolina at Missouri*     | SEC TV |
| 1/25 | 4:00 | Tennessee at Florida*        | ESPN/2 |
| 1/25 | 6:00 | Auburn at Arkansas*          | FSN    |
| 1/25 | 8:00 | LSU at Alabama*              | ESPN2  |
| 1/28 | 7:00 | Missouri at Arkansas*        | ESPNU  |
| 1/28 | 9:00 | Kentucky at LSU*             | ESPN   |
| 1/29 | 7:00 | Vanderbilt at Georgia*       | CSS    |
| 1/29 | 7:00 | Texas A&M at S. Carolina*    | ESPN3  |
| 1/29 | 8:00 | Alabama at Auburn*           | SEC TV |
| 1/29 | 8:00 | Ole Miss at Tennessee*       | SEC TV |
| 1/30 | 7:00 | Florida at Miss. State*      | ESPN/2 |

\*indicates an SEC game

^All times Eastern

Kentucky in the SEC Stats  
as of Jan. 16  
[NCAA Rank]

| CATEGORY                    | TEAM RANK [NATIONAL] (STAT) |
|-----------------------------|-----------------------------|
| Scoring .....               | 2nd [29th] (80.8)           |
| Scoring Defense .....       | 6th [70th] (67.1)           |
| Scoring Margin .....        | 2nd [20th] (+13.6)          |
| Free Throw % .....          | 9th [264th] (.659)          |
| Field Goal % .....          | 1st [49th] (.476)           |
| Field Goal % Def. ....      | 4th [19th] (.389)           |
| 3-Pt. Field Goal % .....    | 13th (.305)                 |
| 3-Pt. FG % Def. ....        | 6th [60th] (.305)           |
| Rebounding Offense .....    | 1st (44.2)                  |
| Rebounding Defense .....    | 2nd (31.3)                  |
| Rebounding Margin .....     | 1st [4th] (+13.0)           |
| Blocked Shots .....         | 2nd [4th] (6.9)             |
| Assists .....               | 11th [196th] (12.5)         |
| Steals .....                | 14th [337th] (4.2)          |
| Turnover Margin .....       | 11th [287th] (-1.9)         |
| Assist/TO Ratio .....       | 9th [200th] (1.0)           |
| Offensive Rebounds .....    | 1st (15.8)                  |
| Defensive Rebounds .....    | 1st (28.5)                  |
| Defensive Rebound Pct. .... | 4th (.698)                  |
| Offensive Rebound Pct. .... | 1st (.454)                  |
| 3-Point FG Made .....       | 12th [269th] (4.9)          |

INDIVIDUAL  
RANK [NATIONAL] (STAT)

| PLAYER               | Scoring             |
|----------------------|---------------------|
| Julius Randle .....  | 10th [119th] (16.9) |
| James Young .....    | 11th (14.6)         |
| Aaron Harrison ..... | 14th (14.1)         |

| Rebounding               |                   |
|--------------------------|-------------------|
| Julius Randle.....       | 1st [8th] (11.1)  |
| Willie Cauley-Stein..... | 6th [108th] (7.6) |
| Alex Poythress.....      | 20th (5.7)        |

| Field Goal Percentage                |
|--------------------------------------|
| Julius Randle .....3rd [47th] (.534) |

|                       |            |
|-----------------------|------------|
| <b>Assists</b>        |            |
| Andrew Harrison ..... | t4th (3.5) |

| Free Throw Percentage |            |
|-----------------------|------------|
| Aaron Harrison.....   | 9th (.766) |

| 3-Point Field Goal Percentage |            |
|-------------------------------|------------|
| James Young.....              | 9th (.321) |

| 3-Point Field Goals Made |                    |
|--------------------------|--------------------|
| James Young.....         | t7th [116th] (2.2) |

| Blocked Shots            |                 |
|--------------------------|-----------------|
| Willie Cauley-Stein..... | 2nd [5th] (3.6) |

| Offensive Rebounds       |            |
|--------------------------|------------|
| Julius Randle .....      | t1st (4.1) |
| Willie Cauley-Stein..... | 9th (3.0)  |

| Defensive Rebounds       |           |
|--------------------------|-----------|
| Julius Randle .....      | 1st (7.0) |
| Willie Cauley-Stein..... | 9th (4.6) |

| Minutes Played   |            |
|------------------|------------|
| James Young..... | 7th (31.7) |

## SEASON & CAREER TOTALS

(Kentucky's record in such games ...)

### Double-Figure Scoring

| Player       | 2013-14   | Career    |
|--------------|-----------|-----------|
| Poythress    | 3 (2-1)   | 19 (15-4) |
| Cauley-Stein | 7 (7-0)   | 18 (15-3) |
| Randle       | 14 (10-4) | 14 (10-4) |
| Aa. Harrison | 13 (10-3) | 13 (10-3) |
| Young        | 11 (7-4)  | 11 (7-4)  |
| An. Harrison | 8 (6-2)   | 8 (6-2)   |
| Polson       | 0 (0-0)   | 3 (1-2)   |
| Lee          | 2 (2-0)   | 2 (2-0)   |
| Johnson      | 1 (1-0)   | 1 (1-0)   |

### 20+ Point Games

| Player       | 2013-14 | Career  |
|--------------|---------|---------|
| Poythress    | 0 (0-0) | 6 (5-1) |
| Randle       | 6 (4-2) | 6 (4-2) |
| Aa. Harrison | 4 (3-1) | 4 (3-1) |
| Young        | 4 (3-1) | 4 (3-1) |
| Cauley-Stein | 0 (0-0) | 1 (1-0) |

### 15+ Point Games

| Player       | 2013-14  | Career    |
|--------------|----------|-----------|
| Poythress    | 0 (0-0)  | 11 (10-1) |
| Randle       | 10 (7-3) | 10 (7-3)  |
| Aa. Harrison | 8 (5-3)  | 8 (5-3)   |
| Young        | 8 (5-3)  | 8 (5-3)   |
| Cauley-Stein | 4 (4-0)  | 5 (5-0)   |
| An. Harrison | 3 (2-1)  | 3 (2-1)   |
| Lee          | 1 (1-0)  | 1 (1-0)   |

### 10+ Rebound Games

| Player       | 2013-14   | Career    |
|--------------|-----------|-----------|
| Randle       | 12 (10-2) | 12 (10-2) |
| Cauley-Stein | 5 (4-1)   | 10 (7-3)  |
| Poythress    | 2 (1-1)   | 4 (3-1)   |
| Young        | 2 (2-0)   | 2 (2-0)   |

### Double-Doubles

| Player       | 2013-14  | Career   |
|--------------|----------|----------|
| Randle       | 10 (8-2) | 10 (8-2) |
| Cauley-Stein | 1 (1-0)  | 5 (3-2)  |
| Poythress    | 1 (1-0)  | 2 (2-0)  |
| Young        | 2 (2-0)  | 2 (2-0)  |

### 3+ Steal Game

| Player       | 2013-14 | Career  |
|--------------|---------|---------|
| Cauley-Stein | 1 (1-0) | 3 (3-0) |
| Aa. Harrison | 2 (2-0) | 2 (2-0) |

### 3+ Block Game

| Player       | 2013-14 | Career    |
|--------------|---------|-----------|
| Cauley-Stein | 8 (6-2) | 20 (16-4) |
| Poythress    | 2 (1-1) | 2 (1-1)   |
| Lee          | 1 (1-0) | 1 (1-0)   |

### Scoring Leader

| Player       | 2013-14 | Career  |
|--------------|---------|---------|
| Randle       | 6 (4-2) | 6 (4-2) |
| Young        | 6 (5-1) | 6 (5-1) |
| Poythress    | 0 (0-0) | 4 (3-1) |
| Cauley-Stein | 1 (1-0) | 3 (2-1) |
| Aa. Harrison | 3 (2-1) | 3 (2-1) |
| An. Harrison | 1 (1-0) | 1 (1-0) |

### Rebounding Leader

| Player       | 2013-14   | Career    |
|--------------|-----------|-----------|
| Randle       | 14 (11-3) | 14 (11-3) |
| Cauley-Stein | 4 (3-1)   | 13 (8-5)  |
| Poythress    | 0 (0-0)   | 6 (5-1)   |
| Young        | 1 (1-0)   | 1 (1-0)   |

### Assists Leader

| Player       | 2013-14 | Career  |
|--------------|---------|---------|
| An. Harrison | 9 (5-4) | 9 (5-4) |
| Polson       | 0 (0-0) | 5 (3-2) |
| Young        | 5 (5-0) | 5 (5-0) |
| Poythress    | 1 (1-0) | 4 (3-1) |
| Aa. Harrison | 3 (2-1) | 3 (2-1) |
| Cauley-Stein | 0 (0-0) | 2 (2-0) |
| Hawkins      | 2 (2-0) | 2 (2-0) |
| Randle       | 2 (2-0) | 2 (2-0) |

## What's Trending Over the Last Five Games?

- Kentucky is 4-1 during the stretch.
- Four players are averaging double-figure scoring with Julius Randle leading the way at 16.2 per outing.
- Kentucky is averaging 81.4 points per game and shooting at a .477 clip. Four players are shooting with a .565 clip or better including a .733 percentage from Willie Cauley-Stein.
- Julius Randle leads the team in rebounding with 10.4 boards per game. UK is notching 44.2 as a unit.
- Cauley-Stein (9) and Alex Poythress (6) lead the way with total blocks over the stretch.
- Kentucky has 80 offensive rebounds with three players recording 11 or more.

## SEC Domination

- Since the SEC's inception in 1932-33, the Wildcats have been the most dominant team in the league, recording a 913-257 mark (.780).
- Only one other team has won more than 700 regular season SEC games (Alabama) and no other team has a better winning percentage.
- UK has averaged 11.6 wins and only 3.2 losses per season in 78 years in the SEC.
- The Wildcats have won 45 SEC titles and 27 SEC Tournament championships, more than the other 13 teams combined.
- Kentucky has won 11 of the last 20 SEC Tournament titles.

## UK Among Nation's Leaders in League Play

Kentucky ranks among the nation's best since the 2009-10 season in conference wins and win-percent-age. Here's the standings through Jan. 11, 2014.

| School       | Conf.   | Record       |
|--------------|---------|--------------|
| Kansas       | Big 12  | 62-9 (.873)  |
| Gonzaga      | WCC     | 56-9 (.862)  |
| Belmont      | OVC     | 67-11 (.859) |
| Murray State | OVC     | 60-12 (.833) |
| Weber State  | Big Sky | 59-13 (.819) |
| Saint Mary's | WCC     | 53-12 (.815) |
| Harvard      | Ivy     | 46-11 (.807) |
| Bucknell     | Patriot | 49-12 (.803) |
| Montana      | Big Sky | 57-15 (.792) |
| Kentucky     | SEC     | 54-15 (.783) |

## Hitting the Boards for Points

The 2013-14 edition of the Kentucky Wildcats is the best rebounding team in the John Calipari era. Through 16 contests, UK is hauling in 44.2 rebounds per game. The 2011-12 Championship season Cats rank second in the five-year tenure of Calipari with an average of 41.8 boards per game through the same number of games.

UK's average of 17.4 second chance points also ranks as the best through 16 games of a Calipari-coached team. The 2009-10 squad averaged 17.1 second chance tallies through the same number of outings.

## UK'S RECORD WHEN

| KENTUCKY RECORD                 | ALL  | SEC |
|---------------------------------|------|-----|
| Leading at halftime:            | 9-1  | 1-0 |
| Tied at the half:               | 0-0  | 0-0 |
| Trailing at halftime:           | 3-3  | 1-1 |
| Shoot 50% or higher:            | 5-0  | 0-0 |
| Shoot less than 50%:            | 7-4  | 2-1 |
| Shoot higher % than opp.:       | 11-1 | 1-1 |
| Shoot lower % than opp.:        | 1-3  | 1-0 |
| Opp. shoot worse than 50%:      | 11-4 | 1-1 |
| Opp. shoot 50% or higher:       | 1-0  | 1-0 |
| Score less than 60 points:      | 0-0  | 0-0 |
| Score 60-69 points:             | 1-1  | 0-0 |
| Score 70-79 points:             | 4-2  | 1-0 |
| Score 80-89 points:             | 4-1  | 1-1 |
| Score 90-99 points:             | 2-0  | 0-0 |
| Score 100+ points:              | 1-0  | 0-0 |
| Opp. score less than 60 pts.:   | 3-0  | 0-0 |
| Opp. score 60-69 pts.:          | 7-1  | 2-0 |
| Opp. score 70-79 pts.:          | 1-1  | 0-0 |
| Opp. score 80-89 points:        | 1-2  | 0-1 |
| Opp. score 90-99 points:        | 0-0  | 0-0 |
| Opp. score 100+ points:         | 0-0  | 0-0 |
| Outrebounded opponent:          | 12-3 | 2-1 |
| Outrebounded by opponent:       | 0-1  | 0-0 |
| Equal number of rebounds:       | 0-0  | 0-0 |
| Fewer turnovers than opp.:      | 4-1  | 2-0 |
| Same turnovers as opp.:         | 2-0  | 0-0 |
| More turnovers than opp.:       | 6-3  | 0-1 |
| Make 8 or more 3-pointers:      | 1-1  | 0-0 |
| Make 7 or fewer 3-pointers:     | 11-3 | 2-1 |
| Games decided by 5 or fewer:    | 0-4  | 0-1 |
| Overtime games:                 | 0-1  | 0-1 |
| On CBS:                         | 2-0  | 1-0 |
| On ESPN/ESPN2/ESPNU:            | 3-4  | 0-1 |
| On Fox Sports1:                 | 1-0  | 0-0 |
| On SEC TV:                      | 1-0  | 1-0 |
| On ABC:                         | 0-0  | 0-0 |
| On FSN:                         | 4-0  | 0-0 |
| On CSS:                         | 1-0  | 0-0 |
| vs. SEC at Home:                | 1-0  | 1-0 |
| vs. SEC on Road:                | 1-1  | 1-1 |
| Games vs. ranked opp.:          | 1-3  | 0-0 |
| Games following a loss:         | 3-0  | 0-0 |
| Games following a win:          | 8-4  | 2-1 |
| More points in the paint:       | 12-1 | 2-1 |
| Fewer/Same points in the paint: | 0-3  | 0-0 |
| More bench points than opp.:    | 7-0  | 1-0 |
| Fewer or same bench pts.:       | 5-4  | 1-1 |
| More 2nd-chance points:         | 11-2 | 2-0 |
| Fewer or same 2nd chance pts.:  | 1-2  | 0-1 |
| More or same points off TOs:    | 6-1  | 2-0 |
| Fewer points off TOs:           | 6-3  | 0-1 |
| On Monday:                      | 1-0  | 0-0 |
| On Tuesday:                     | 2-2  | 0-1 |
| On Wednesday:                   | 2-0  | 1-0 |
| On Thursday:                    | 0-0  | 0-0 |
| On Friday:                      | 1-1  | 0-0 |
| On Saturday:                    | 3-1  | 1-0 |
| On Sunday:                      | 3-0  | 0-0 |
| In November                     | 5-1  | 0-0 |
| In December                     | 4-2  | 0-0 |
| In January                      | 2-1  | 2-1 |
| In February                     | 0-0  | 0-0 |
| In March                        | 0-0  | 0-0 |

## HONORING THE CATS

### WILLIE CAULEY-STEIN

CBS Sports Preseason Third Team All-America  
SEC Preseason Second Team All-SEC (Media)  
SEC Preseason Second Team All-SEC (Coaches)  
CollegeSportsMadness.com Preseason Second Team All-SEC

### AARON HARRISON

SEC Freshman of the Week (12/1, 12/23)  
Wayman Tisdale Award Watch List

### ANDREW HARRISON

Naismith Trophy Watch List  
Bob Cousy Award Watch List  
Wayman Tisdale Award Watch List  
CBS Sports Preseason Third Team All-America  
SEC Preseason Second Team All-SEC (Media)  
SEC Preseason Second Team All-SEC (Coaches)  
CollegeSportsMadness.com Preseason First Team All-SEC

### DAKARI JOHNSON

SEC Preseason Second Team All-SEC (Media)

### JARROD POLSON

NABC AllState Good Works Team Nominee

### ALEX POYTHRESS

CollegeSportsMadness.com Preseason Second Team All-SEC  
SEC Preseason Second Team All-SEC (Coaches)

### JULIUS RANDLE

CollegeHoopsDaily.com Non-Conference All-SEC Team  
SEC Player of the Week (11/11/13)  
CBS National Player of the Week (11/11/13)  
CollegeSportsMadness.com SEC Player of the Week (11/11/13)  
CollegeSportsMadness.com SEC Team of Month (Dec)  
Naismith Trophy Watch List  
Oscar Robertson Trophy Watch List  
Wayman Tisdale Award Watch List  
CBS Sports Preseason First Team All-America  
NBC Sports Preseason First Team All-America  
SEC Preseason Player of the Year (Media)  
SEC Preseason First Team All-SEC (Media)  
SEC Preseason First Team All-SEC (Coaches)  
CollegeSportsMadness.com Preseason Freshman of the Year  
CollegeSportsMadness.com Preseason First Team All-SEC

### JAMES YOUNG

SEC Freshman of the Week (11/25; 12/30)  
Andy Katz's National Player of the Week (12/30)  
Wayman Tisdale Freshman of the Week (12/30)  
Naismith Trophy Watch List  
Wayman Tisdale Award Watch List  
SEC Preseason Second Team All-SEC (Coaches)  
NBC Sports Preseason All-America Honorable Mention

## Happy Anniversary!

Jan. 13 marked the anniversary of Jodie Meeks' record-setting 54-point performance at Tennessee in 2009.

## Most Dominant Stretch

Kentucky is outscoring opponents on average by 3.56 points (11.75-8.19) between the 10:00-and-5:00 minute mark of the second half. It's the most dominating stretch of the game for UK when the contest is broken down into five minute segments.

## "Camp Cal" Turns in Results

In what has become known as "Camp Cal," John Calipari has used the time over the Holiday/semester break to mold his squads for the stretch run in the second half of campaigns. This time includes several two-a-day sessions since school is in recess. In his previous 12 years both at Memphis and Kentucky, his teams have put together winning streaks during and following "Camp Cal" in each of those seasons. The following shows the previous "Camp Cal" winning streaks:

| Year         | Streak | Dates            |
|--------------|--------|------------------|
| 2013-14 (UK) | 3      | Dec. 28-Jan. 8   |
| 2012-13 (UK) | 2      | Jan. 2-Jan. 10   |
| 2011-12 (UK) | 22#    | Dec. 17-March 10 |
| 2010-11 (UK) | 5      | Dec. 18-Jan. 3   |
| 2009-10 (UK) | 9      | Dec. 19-Jan. 23  |
| 2008-09 (UM) | 27*    | Dec. 22-Mar. 21  |
| 2007-08 (UM) | 18     | Dec. 19-Feb. 20  |
| 2006-07 (UM) | 25     | Dec. 23-Mar. 22  |
| 2005-06 (UM) | 15     | Jan. 4-Feb. 26   |
| 2004-05 (UM) | 2      | Jan. 9-Jan. 13   |
| 2003-04 (UM) | 11     | Jan. 17-Feb. 24  |
| 2002-03 (UM) | 12     | Feb. 1-Mar. 13   |
| 2001-02 (UM) | 10     | Jan. 5-Feb. 4    |
| 2000-01 (UM) | 8      | Dec. 30-Jan. 27  |

# Longest win streak at UK

\* Longest win streak in school history (Memphis)

## Freshmen Analysis

The 2013-14 Wildcats feature nine freshmen who have played in at least one game this season. UK's top four scorers are all first-year players. UK's freshmen are responsible for .897 of made 3-pointers, .890 of made free throws, .830 of assists, .803 of total points, .740 of the minutes played, .672 of steals and .620 of total rebounds.

## Comeback Cats

In the SEC opener, the Wildcats fell into an early 10-point deficit but eventually used a strong second half to pull away for a 22-point win. It marked the second time this season UK faced a double-digit hole at home before surging back for

the win. Kentucky faced an 11-point halftime deficit against Cleveland State and ended the game on a 24-7 run to topple the visiting Vikings 68-61.

## Young From Downtown

Freshman James Young has made 35 3-pointers through 16 games this season.

The 35 made long balls is more than any other freshman in the Southeastern Conference and it is a mark that already ranks as the eighth most among all UK freshmen in the history of the program. Brandon Knight's 87 is the freshman single-season record.

Young currently ranks seventh among league players averaging 2.2 made 3-pointers per game. His .320 percentage from long range is a mark that ranks 9th among all conference players.

## Wildcats in January

Kentucky is 579-196 all-time in the month of January. That record includes a 28-6 mark under John Calipari.

## UK as the No. 13 AP Ranked Team

Kentucky is 21-8 all-time as the Associated Press' No. 14 rated squad. UK is 3-1 under the direction of John Calipari as the 13th-ranked team.

## Young Cats, Tall Cats

According to KenPom.com, the Wildcats experience stands at 0.30 years, ranking 351st out of 351 teams in the nation resulting in UK being considered the least experienced team in the country.

In the history of KenPom's tracking of experience dating back to 2007, the Citadel's 0.27 years of experience in 2008 is the youngest team ever fielded. UK's 0.31 ranks second.

However, UK's average height of 79.3 inches is the tallest squad in the country.

| Year | Team         | Avg. Experience |
|------|--------------|-----------------|
| 2014 | Kentucky     | 0.31            |
| 2013 | Texas        | 0.44            |
| 2012 | St. John's   | 0.45            |
| 2011 | Stetson      | 0.73            |
| 2010 | Presbyterian | 0.46            |
| 2009 | Ole Miss     | 0.63            |
| 2008 | Citadel      | 0.27            |
| 2007 | Texas        | 0.41            |

## Sultan of Swat

Sophomore Willie Cauley-Stein leads UK in blocks with 57 on the season. For his career he has swatted 117 total shots, a total which ranks 17th in UK history. Jamaal Magloire ranks first all-time with 268 total blocks. (For a complete chart see page 13).

During a five game stretch, he swatted the

opponent's opening shot of the game four times (North Carolina, Boise State, Baylor and Providence).

In one of his personal record-setting nine-block performances, Cauley-Stein helped guide the Wildcats to a new accomplishment vs. Providence. The Friars shot 9-of-42 from two-point range and of those 33 misses, 11 were blocks, nine coming from the sophomore.

### Calipari's Freshmen Point Guards

Andrew Harrison's numbers through 16 games compare nicely to other first-year floor generals under John Calipari. Future No. 1 NBA Draft pick, John Wall, still ranks at the head of the class. Harrison, however, leads the quartet with the fewest turnovers per game at just 2.6.

|          |                                      |
|----------|--------------------------------------|
| Harrison | (10.6 ppg, 2.9 rpg, 3.5 apg, 2.6 to) |
| Teague   | (10.8 ppg, 2.4 rpg, 4.5 apg, 3.1 to) |
| Knight   | (17.4 ppg, 3.6 rpg, 4.0 apg, 3.4 to) |
| Wall     | (17.2 ppg, 3.8 rpg, 7.1 apg, 4.0 to) |

### Randle Leads the Way

Through 16 games this season, Julius Randle has accounted for 270 points and 177 rebounds. Comparing former players in both categories in the Calipari era, Randle is producing at a higher rate than any other player.

|              |                            |
|--------------|----------------------------|
| Randle       | (270 points, 177 rebounds) |
| Cousins      | (247 points, 151 rebounds) |
| Jones (2011) | (299 points, 146 rebounds) |
| Davis        | (203 points, 169 rebounds) |
| Noel         | (174 points, 148 rebounds) |

### Efficient Cats

Going back to the first season under the direction of John Calipari, UK has been one of the most efficient offensive teams in the country. According to Ken Pomeroy's calculations on Ken-Pom.com, UK's teams have consistently ranked among the most efficient teams in the country per possession.

| Yr.  | Off (Rnk)  | Def (Rnk)  | Overall |
|------|------------|------------|---------|
| 2014 | 118.4 (9)  | 96.5 (49)  | 17th    |
| 2013 | 108.8 (42) | 99.1 (129) | 42nd    |
| 2012 | 122.9 (2)  | 88.2 (9)   | 1st     |
| 2011 | 118.1 (7)  | 90.4 (15)  | 6th     |
| 2010 | 116.1 (15) | 86.2 (6)   | 3rd     |

### Freshmen Records Watch List

Through 16 games into the season, four freshmen already have etched their names among the top 60 first-year scorers in program history. Julius Randle ranks 29th (270), James Young is 36th (234), Aaron Harrison 40th (226) and Andrew Harrison is 57th (170). Brandon Knight owns the record with 657 for the season.

Randle is 12th on the first-year rebounding list with 179 on the season thus far. Anthony Davis' 415 rebounds is the most of any UK freshman.

Randle is 10th in program history among freshmen for 98 made free throws in 2013-14, while Andrew Harrison is 22nd (71), Aaron Harrison 28th (59) and James Young 32nd (53) made on the year. John Wall owns the record with 175 in 2010.

James Young's 35 made 3-pointers on the season is good for eighth in the record books for first-year players. Brandon Knight's 87 is the freshman record.

Andrew Harrison now ranks 24th in first-year player assists with 56. For a complete listing of the charts please go to page 13 in the notes.

### Double-Double Info

Julius Randle had seven-straight double-double efforts to begin the 2013-14 season. He joined Jim Andrews as the only other player to record seven-straight to begin the year in 1971-72.

Through 16 games he has garnered 10 double-doubles which currently ranks third nationally.

His 10 double-doubles through 16 games is the most in the John Calipari era. Anthony Davis in 2011-12 had nine through the same number of outings.

### Three-Mania

UK has the nation's third-longest active streak of consecutive games with a made 3-pointer. UK has hit a 3-pointer in 877 consecutive games, which trails only UNLV and Vanderbilt. The Wildcats' last game without a 3-pointer came against Seton Hall on Nov. 26, 1988, a "three-point" loss in the Great Alaska Shootout.

UNLV and Vanderbilt have hit a 3-pointer in every game since the 3-point rule was adopted to start the 1986-87 season. Through Jan. 14, the Rebels' streak is 894 games, while Vanderbilt's streak is 878.

### A Winning Institution

The University of Kentucky is one of just seven institutions in the nation that has seen both its men's and women's basketball programs tally 20 or more wins in four consecutive seasons. UK joins BYU, Duke, Gonzaga, Miami (FL), Notre Dame and Syracuse that have secured 20 win seasons in both men's and women's basketball beginning with the 2009-10 season.

UK has tallied a 258-62 (.806) combined record between its two programs as of Jan. 14. That record includes a 148-7 (.955) mark in Lexington in Rupp Arena (men) and Memorial Coliseum (women).

## KENTUCKY'S OPPONENTS

| Opponent          | Record | AP/USA |
|-------------------|--------|--------|
| UNC Asheville     | 8-8    | nr/nr  |
| Northern Kentucky | 7-11   | nr/nr  |
| Michigan State    | 15-1   | 4/4    |
| Robert Morris     | 7-10   | nr/nr  |
| UT Arlington      | 6-10   | nr/nr  |
| Cleveland State   | 10-7   | nr/nr  |
| Eastern Michigan  | 9-6    | nr/nr  |
| Providence        | 11-5   | nr/nr  |
| Baylor            | 13-2   | 7/9    |
| Boise State       | 11-5   | nr/nr  |
| North Carolina    | 10-6   | nr/nr  |
| Belmont           | 12-6   | nr/nr  |
| Louisville        | 14-3   | 18/14  |
| Mississippi State | 11-4   | nr/nr  |
| Vanderbilt        | 8-6    | nr/nr  |
| Arkansas          | 11-4   | RV/nr  |
| Tennessee         | 10-5   | nr/nr  |
| Texas A&M         | 11-4   | nr/nr  |
| Georgia           | 8-6    | nr/nr  |
| LSU               | 10-4   | nr/nr  |
| Missouri          | 13-2   | RV/RV  |
| Ole Miss          | 10-5   | nr/nr  |
| Auburn            | 8-5    | nr/nr  |
| Florida           | 13-2   | 7/7    |
| South Carolina    | 7-8    | nr/nr  |
| Alabama           | 7-8    | nr/nr  |

\*\*As of Jan. 13

## UK IN THE CLUTCH

Free Throw Shooting Down the Stretch ...

| Player            | 5-2:00              | Under 2             | OT                 |
|-------------------|---------------------|---------------------|--------------------|
| 00 - Lee          | 0-1 (.000)          | 0-0 (.000)          | 0-0 (.000)         |
| 1 - Young         | 0-4 (.000)          | 0-0 (.000)          | 0-0 (.000)         |
| 2 - Harrison      | 2-2 (1.000)         | 0-0 (.000)          | 2-0 (.000)         |
| 3 - Polson        | 0-0 (.000)          | 0-0 (.000)          | 0-0 (.000)         |
| 4 - Hood          | 0-0 (.000)          | 0-0 (.000)          | 0-0 (.000)         |
| 5 - Harrison      | 6-6 (1.000)         | 4-4 (1.000)         | 0-0 (.000)         |
| 13 - Malone       | 0-0 (.000)          | 0-0 (.000)          | 0-0 (.000)         |
| 15 - Cauley-Stein | 2-2 (1.000)         | 1-2 (.500)          | 0-0 (.000)         |
| 21 - Lanter       | 0-0 (.000)          | 0-0 (.000)          | 0-0 (.000)         |
| 22 - Poythress    | 0-0 (.000)          | 0-0 (.000)          | 0-0 (.000)         |
| 24 - Floreal      | 0-0 (.000)          | 0-0 (.000)          | 0-0 (.000)         |
| 25 - Hawkins      | 0-0 (.000)          | 1-2 (.500)          | 0-0 (.000)         |
| 30 - Randle       | 4-6 (.667)          | 6-10 (.556)         | 2-0 (.000)         |
| 32 - Long         | 0-0 (.000)          | 0-0 (.000)          | 0-0 (.000)         |
| 35 - Willis       | 0-0 (.000)          | 0-0 (.000)          | 0-0 (.000)         |
| 44 - Johnson      | 0-0 (.000)          | 0-0 (.000)          | 0-0 (.000)         |
| <b>Team Total</b> | <b>14-21 (.667)</b> | <b>12-18 (.667)</b> | <b>4-0 (1.000)</b> |

[final five minutes of regulation and overtime in a six-point game with five minutes remaining]

## MISC. FACTS

Largest Halftime Lead  
26, vs. Northern Kentucky (11/10/13)

Largest SEC Halftime Lead  
8, at Vanderbilt (1/11/14)

Largest Halftime Deficit  
12, vs. Michigan State (11/12/13)

Largest SEC Halftime Deficit  
3, vs. Mississippi State (1/8/14)

Largest UK Lead  
40, vs. Robert Morris (11/17/13)

Largest UK Lead in SEC  
22, vs. Mississippi State (1/8/14)

Largest UK Deficit  
15, vs. Michigan State (11/12/13)

Largest UK Deficit in SEC  
10, vs. Mississippi State (1/8/14)

Largest UK Deficit in a Win  
11, vs. Cleveland State (11/25/13)

Largest UK Deficit in an SEC Win  
10, vs. Mississippi State (1/8/14)

Largest UK Win  
38, vs. Robert Morris (11/17/13)

Largest UK Win in SEC  
22, vs. Mississippi State (1/8/14)

Largest UK Defeat  
5, twice

Largest UK Defeat in SEC  
2, at Arkansas (1/14/14)

Most Consecutive UK Points  
15, vs. UT Arlington (11/19/13)

Most Consecutive UK Points to Open Game  
6, vs. Providence (12/1/13)

Most Consecutive Opponent Points  
10, vs. Michigan State (11/12/13)

Most Consecutive Opponent Points to Open Game  
10, vs. Michigan State (11/12/13)

Longest Winning Streak  
5, (Nov. 17-Dec. 1)

Current Streak  
1 loss

Longest Losing Streak  
1, three times

Largest Home Crowd  
24,396 - Louisville (12/28/13)

Largest Road Crowd  
21,750 at North Carolina (12/14/13)

Largest Neutral Crowd  
22,711 (United Center) vs. Michigan State (11/12/13)

## Conference Honors Wrap-up

Three Wildcats have earned numerous SEC honors thus far in 2013-14. Aaron Harrison, Julius Randle and James Young have all garnered a weekly award.

Harrison was tabbed the league's Freshman of the Week on Dec. 2 and Dec. 23. He averaged 18.5 points, 5.0 rebounds and 3.0 assists per game in wins over Eastern Michigan and Providence for his first honor, while scoring 23 points and adding a career-high seven assists in a win over Belmont for his second accolade.

Young was tabbed the SEC Freshman of the Week on Nov. 25 following a win over UT Arlington and again on Dec. 30 after a career performance vs. Louisville. Young led the Wildcats with 26 points and knocked down five 3-pointers vs. UT Arlington. He notched his first career double-double with 18 points and 10 rebounds in the win over the Cards.

Randle earned Player of the Week accolades after opening the season by averaging 22.5 points and 15.0 rebounds with two double-doubles.

## Preseason All-SEC Honors Roundup

The Kentucky men's basketball team was selected by the media to win its 46th Southeastern Conference championship this season as announced by the league office. Voting was conducted by a select panel of both SEC and national media members.

The Wildcats were the overall preseason favorite, marking the ninth time since 1998-99 that UK was the early-season pick. UK tallied 21 first-place votes, while Florida earned five first-place votes and Tennessee received one.

Freshman Julius Randle was the favorite to win the league's Player of the Year honor. Randle garnered 11 votes as the media selected him as the preseason pick for the award. Randle was also selected as a preseason All-SEC first team selection, the only first-year player earning the honor.

Three Kentucky players were picked to earn second-team honors including sophomore Willie Cauley-Stein and freshmen Andrew Harrison and Dakari Johnson. Cauley-Stein was an All-SEC Freshman team selection in 2013.

Five Kentucky players were honored with pre-season honors by the league's coaches. Randle was tabbed to the league's first team, while sophomores Cauley-Stein and Alex Poythress along with freshmen Harrison and James Young claimed second team accolades.

## UK vs. the Country

UK took on four first-time opponents this season in Northern Kentucky, UT Arlington, Boise State and Belmont for the first time during the 2013-14 season. UK has now played 214 of the current 351 Division I programs.

## THE WEEK AHEAD

### Upcoming Calendar

|                    |                         |
|--------------------|-------------------------|
| Friday, Jan. 17    | Practice/Media Opp.     |
| Saturday, Jan. 18  | vs. Tennessee - Noon ET |
| Sunday, Jan. 19    | Practice                |
| Monday, Jan. 20    | Practice/Media Opp.     |
| Tuesday, Jan. 21   | Texas A&M - 9 p.m. ET   |
| Wednesday, Jan. 22 | Off                     |
| Thursday, Jan. 23  | Practice                |
| Friday, Jan. 24    | Practice/Media Opp.     |
| Saturday, Jan. 25  | Georgia - 1:30 p.m. ET  |

## UK RUNS

|                          |                          |
|--------------------------|--------------------------|
| <b>UNC Asheville</b>     | <b>Providence</b>        |
| 10-0 (13-13 to 23-13)    | 8-0 (39-38 to 47-38)     |
| 11-0 (62-46 to 73-46)    | 10-2 (47-43 to 57-45)    |
| 10-1 (73-48 to 83-49)    | 10-2 (59-50 to 69-52)    |
| <b>Northern Kentucky</b> | <b>Baylor</b>            |
| 8-1 (0-0 to 8-1)         | None                     |
| 13-0 (16-10 to 29-10)    |                          |
| 8-0 (30-15 to 38-15)     | <b>Boise State</b>       |
| 10-2 (38-20 to 48-22)    | 9-0 (13-14 to 22-14)     |
| 7-0 (50-30 to 57-30)     | 14-2 (48-41 to 62-43)    |
| <b>Michigan State</b>    | <b>North Carolina</b>    |
| 13-1 (46-59 to 59-60)    | None                     |
| <b>Robert Morris</b>     | <b>Belmont</b>           |
| 17-2 (0-0 to 17-2)       | 9-0 (32-41 to 41-41)     |
| 12-2 (30-15 to 44-17)    | 7-0 (70-65 to 77-65)     |
| 13-0 (46-26 to 59-26)    |                          |
| <b>UT Arlington</b>      | <b>Louisville</b>        |
| 8-0 (6-4 to 14-4)        | 12-2 (0-8 to 12-10)      |
| 15-0 (28-25 to 40-25)    | 7-0 (19-21 to 26-21)     |
| 11-0 (57-44 to 68-44)    | 7-0 (28-25 to 34-25)     |
|                          | 9-1 (51-52 to 60-53)     |
| <b>Cleveland State</b>   | <b>Mississippi State</b> |
| 9-0 (10-19 to 19-20)     | 14-2 (8-18 to 22-20)     |
| 7-0 (38-47 to 44-47)     | 7-0 (47-47 to 54-47)     |
| 12-0 (44-54 to 56-54)    | 20-2 (54-51 to 74-53)    |
| 9-0 (56-57 to 65-57)     |                          |
| <b>Eastern Michigan</b>  | <b>Vanderbilt</b>        |
| 7-0 (44-38 to 51-38)     | 9-0 (4-6 to 15-6)        |
| 7-0 (72-58 to 79-58)     | 7-0 (23-20 to 30-20)     |
|                          | <b>Arkansas</b>          |
|                          | 10-0 (37-28 to 37-38)    |

## GAME BY GAME STARTING LINEUPS

|                   |              |              |              |        |             |
|-------------------|--------------|--------------|--------------|--------|-------------|
| UNC Asheville     | Cauley-Stein | Aa. Harrison | An. Harrison | Randle | Young (1-0) |
| Northern Kentucky | Cauley-Stein | Aa. Harrison | An. Harrison | Randle | Young (2-0) |
| Michigan State    | Cauley-Stein | Aa. Harrison | An. Harrison | Randle | Young (2-1) |
| Robert Morris     | Aa. Harrison | An. Harrison | Lee          | Randle | Young (1-0) |
| UT Arlington      | Aa. Harrison | An. Harrison | Lee          | Randle | Young (2-0) |
| Cleveland State   | Aa. Harrison | An. Harrison | Lee          | Randle | Young (3-0) |
| Eastern Michigan  | Aa. Harrison | An. Harrison | Lee          | Randle | Young (4-0) |
| Providence        | Cauley-Stein | Aa. Harrison | An. Harrison | Randle | Young (3-1) |
| Baylor            | Cauley-Stein | Aa. Harrison | An. Harrison | Randle | Young (3-2) |
| Boise State       | Cauley-Stein | Aa. Harrison | An. Harrison | Randle | Young (4-2) |
| North Carolina    | Cauley-Stein | Aa. Harrison | An. Harrison | Randle | Young (4-3) |
| Belmont           | Cauley-Stein | Aa. Harrison | An. Harrison | Randle | Young (5-3) |
| Louisville        | Cauley-Stein | Aa. Harrison | An. Harrison | Randle | Young (6-3) |
| Mississippi State | Cauley-Stein | Aa. Harrison | An. Harrison | Randle | Young (7-3) |
| Vanderbilt        | Cauley-Stein | Aa. Harrison | An. Harrison | Randle | Young (8-3) |
| Arkansas          | Cauley-Stein | Aa. Harrison | An. Harrison | Randle | Young (8-4) |
| Tennessee         |              |              |              |        |             |
| Texas A&M         |              |              |              |        |             |
| Georgia           |              |              |              |        |             |
| LSU               |              |              |              |        |             |
| Missouri          |              |              |              |        |             |
| Ole Miss          |              |              |              |        |             |
| Mississippi State |              |              |              |        |             |
| Auburn            |              |              |              |        |             |
| Florida           |              |              |              |        |             |
| Ole Miss          |              |              |              |        |             |
| South Carolina    |              |              |              |        |             |
| Alabama           |              |              |              |        |             |
| Florida           |              |              |              |        |             |

### The Freshmen Five

Kentucky started five freshmen (Aaron Harrison, Andrew Harrison, Marcus Lee, Julius Randle and James Young) against Robert Morris marking the first time in school history the starting lineup was comprised of only first-year players. UK started the same lineup in four-straight games.

### Harrison Goes Perfect from the Line

Freshman Aaron Harrison went a perfect 10-for-10 from the charity stripe in a win over Robert Morris en route to a career-high 28-point performance. He is just the second player in the Calipari era to hit all 10 of his free throw shots, joining Michael Kidd-Gilchrist as the other to achieve the feat. Kidd-Gilchrist was 10-of-10 in the Sweet 16 win over Indiana in 2012.

The 28 points scored in a game as a first-year player ranks seventh all-time in UK history. Terrence Jones owns the record with 35 against Auburn on Jan. 11, 2011.

### National History

Julius Randle opened his collegiate career with

three-straight 20-point, 10-rebound efforts. He is the first Division I player since Kansas State's Michael Beasley to achieve the same feat in 2007.

### Field Day

In a 79-65 win over Providence, Kentucky shot .643 (27-42) from the field which is a mark that ranks as the third-best output in the John Calipari era. In the history of the program, Kentucky has shot .640 or better on 37 occasions.

Furthermore, the Blue and White connected on .750 (6-8) from long range. That mark is the best in school history in a single contest. The next best shooting night from 3-point range was when UK shot .714 (5-7) vs. Indiana on Dec. 6, 1986.

### Double-Doubles to Open a Season

UK had two players log a double-double to begin the 2013-14 season when both sophomore Alex Poythress and freshman Julius Randle turned the trick. It was Poythress' second career double-double, and Randle is the third freshman in four years to debut with a double-double for the Cats joining Anthony Davis (2011) and Terrence

Jones (2010) as the others to achieve the feat.

The milestone marked the ninth time in the last 10 seasons at least one UK player began the season with a double-double.

### Polson a Nominee for Good Works Team

Senior Jarrod Polson was named a nominee for the second-annual National Association of Basketball Coaches AllState Good Works Team. The award recognizes a select group of college basketball student-athletes who have made significant contributions to the greater good of their communities through volunteerism and civic service.

The senior from Wilmore, Ky., has logged more than 100 hours of service since his arrival on campus. Throughout his time with the UK men's basketball team, Polson has coupled with his teammates in various service projects including the Salvation Army, Samaritan's Feet, clothing drives, God's Pantry Backpack program, a tele-a-thon for Hurricane Sandy relief, and various UK basketball camps.

The summer following his junior season, he

## STREAKS

|                              |        |
|------------------------------|--------|
| Overall                      | Lost 1 |
| Unranked Teams anywhere      | Lost 1 |
| Ranked Teams anywhere        | Won 1  |
| Home                         | Won 18 |
| Home SEC                     | Won 9  |
| Home non-conference          | Won 14 |
| Home unranked non-conference | Won 13 |
| Home ranked teams            | Won 11 |
| Home unranked teams          | Won 16 |
| Road                         | Lost 1 |
| Road SEC                     | Lost 1 |
| Road ranked teams            | Lost 2 |
| Road unranked teams          | Lost 1 |
| Neutral                      | Lost 1 |
| Neutral ranked teams         | Lost 2 |
| Neutral unranked teams       | Won 1  |

|  |   |
|--|---|
| Consecutive Made Free Throws (active streak) |   |
| Jon Hood                                     | 9 |
| Derek Willis                                 | 4 |
| Dominique Hawkins                            | 3 |
| Aaron Harrison                               | 2 |
| Alex Poythress                               | 2 |
| Julius Randle                                | 2 |
| James Young                                  | 1 |

|   |   |
|---|---|
| Consecutive Games with a 3-Pointer (active) |   |
| James Young                                 | 4 |
| Andrew Harrison                             | 3 |
| Aaron Harrison                              | 2 |

| Games Played        | 2013-14 | Career |
|---------------------|---------|--------|
| Jon Hood            | 5       | 78     |
| Jarrod Polson       | 11      | 72     |
| Alex Poythress      | 16      | 49     |
| Willie Cauley-Stein | 16      | 45     |
| Aaron Harrison      | 16      | 16     |
| Andrew Harrison     | 16      | 16     |
| Dominique Hawkins   | 16      | 16     |
| Julius Randle       | 16      | 16     |
| James Young         | 16      | 16     |
| Dakari Johnson      | 15      | 15     |
| Brian Long          | 0       | 15     |
| Marcus Lee          | 12      | 12     |
| Sam Malone          | 0       | 9      |
| Derek Willis        | 9       | 9      |
| Tod Lanter          | 0       | 6      |
| EJ Floreal          | 2       | 2      |

| Starts              | 2013-14 | Career |
|---------------------|---------|--------|
| Alex Poythress      | 0       | 31     |
| Willie Cauley-Stein | 12      | 26     |
| Aaron Harrison      | 16      | 16     |
| Andrew Harrison     | 16      | 16     |
| Julius Randle       | 16      | 16     |
| James Young         | 16      | 16     |
| Marcus Lee          | 4       | 4      |
| Jarrod Polson       | 0       | 1      |

joined seven other UK athletes from various teams on a service trip for a week to Ethiopia.

In addition to these projects, Polson is a member of Christian Student Fellowship where he has been active since his sophomore year. The past two years he has served as a leader to that group.

Outside of Lexington, Polson remains active in his hometown. He is a presence as a motivational speaker at both his former high school and middle school.

Polson graduated from Kentucky in May of 2013 with a BA degree in Business - Finance in just three years as a student at the University. He maintained a GPA of 3.472, and is now currently pursuing a second degree in Marketing while he completes his athletic eligibility.

### Three Named to Naismith Watch List

Andrew Harrison, Julius Randle and James Young were represented on the list of 50 players across the country considered candidates for the Naismith Trophy. Each year, the Atlanta Tipoff Club's Board of Selectors chooses the 50 pre-season "Naismith Watch" list as well as the mid-season team of 30 candidates. The Naismith voting academy narrows that group down to four finalists who will make up the final ballot. Named in honor of Dr. James Naismith, creator of the game of basketball, the first trophy was awarded to UCLA's Lew Alcindor, later known as Kareem Abdul-Jabbar, in 1969. Anthony Davis became UK's first winner of the award in 2012 after guiding the Cats to their eighth national title.

### Lyles on Naismith High School Player of the Year Watch List

UK signee Trey Lyles was one of 10 players on the Naismith Trophy High School Player of the Year early-season watch list.

At the time of the honor, Lyles, a forward from Indianapolis, was averaging 22.8 points and 15.2 rebounds.

### Wildcats Ink Four for 2014

The Kentucky men's basketball team added four of the top signees from the Class of 2014 in the early signing period, receiving National Letters of Intent from Devin Booker, Trey Lyles, Karl Towns and Tyler Ulis, UK head coach John Calipari announced Thursday, Nov. 13.

Booker is rated No. 18 in the 2014 ESPN 100, No. 30 in the Rivals 150 and No. 31 according to Scout. Lyles is rated No. 7 by ESPN, while Rivals and Scout place him eighth in the class of 2014. ESPN ranks Towns as the No. 6 prospect in the 2014 class, while Scout and Rivals rate him the 11th-best prospect in the class. ESPN ranks Towns No. 3 at his position in the class, with Scout ranking him No. 4 at his position. Ulis is ranked 29th nationally by Scout and 33rd by

Rivals and ESPN. Ulis ranks as the No. 4 point guard in the country by ESPN and No. 6 at his position according to Scout.

### Champions Classic Renewed for Three Additional Years

The University of Kentucky men's basketball program along with Michigan State, Kansas and Duke in conjunction with ESPN have agreed to renew the Champions Classic for an additional three years. The Champions Classic debuted during the 2011-12 season and will now continue through the 2016-17 season. The event pitting four of the winningest programs in college basketball history will rotate through the cities of Indianapolis (2014), Chicago (2015) and New York (2016). All six games will be broadcasted by ESPN.

### Randle on Oscar Robertson Trophy Watch List

Freshman Julius Randle was among 15 players selected for the U.S. Basketball Writers Association watch list for the 2013-14 Oscar Robertson Trophy honoring the nation's top player.

Members of the association's board of directors chose the players to be included on the list as contenders for the trophy. In mid-March, the USBWA will announce its 2013-14 All-America Team and, at that time, finalists will also be chosen for the player of the year. Once finalists are announced, the entire USBWA membership will vote for the winner of the Oscar Robertson Trophy.

### Four Freshmen on Watch List for Wayman Tisdale Award

Freshmen Aaron Harrison, Andrew Harrison, Julius Randle and James Young were among 10 first-year players selected for the 2014 Integrus Wayman Tisdale Freshman of the Year Award Preseason Watch List announced by the U.S. Basketball Writers Association (USBWA).

The four freshmen were part of the top-ranked recruiting class in the country and make up 40 percent of the preseason watch list.

### Harrison Tabbed to Bob Cousy Award Watch List

Freshman guard Andrew Harrison was one of 45 players to earn recognition as a member of the watch list of candidates for the 2014 Bob Cousy Collegiate Point Guard of the Year Award it was announced in late October.

The annual honor, named for Hall of Famer and former Boston Celtic Bob Cousy, recognizes the top point guards in men's college basketball. The list was created by a committee of well-respected media members and influential people within college basketball from around the country.

The watch list of candidates will be narrowed down to a final 20 in early February, then final five by early March.

**All-Americans and Players of the Year**

In addition to team success, this year's roster posts a slew of All-Americans or High School Players of the Year.

Aaron Harrison, Andrew Harrison, Dominique Hawkins, Dakari Johnson, Marcus Lee, Alex Poythress, Julius Randle and James Young all garnered All-America accolades to conclude their high-school careers.

Hawkins, Poythress and Jon Hood form the trio that earned Gatorade High School and state Player of the Year accolades.

**A Team of Champions**

Six players on the 2013-14 Kentucky men's basketball roster claimed a state or national title while in high school. Aaron and Andrew Harrison, Dominique Hawkins, Dakari Johnson, Sam Malone and Julius Randle all claimed state basketball championships.

Johnson also led Montverde Academy to the National High School Invitational Championship last season.

**Hood, Polson Graduate to Add to Perfect Success Rate**

Since John Calipari's arrival at Kentucky, the Wildcats have turned in four semesters with team grade-point averages of 3.0 or better including the spring semester of the 2013 season that saw a record 3.23 average with 12 players earning a 3.0 or higher. Additionally, players have logged a 3.0 GPA or higher on 53 occasions in various semesters since his arrival including nine during the National Championship spring semester.

Furthermore, under Calipari all seven players who exhausted their athletic eligibility have graduated from UK including Twany Beckham, Josh Harrellson, Ramon Harris, Mark Krebs, Darius Miller, Perry Stevenson and Eloy Vargas. Additionally, Patrick Patterson and Jarrod Polson completed degrees in just three years. Current senior Jon Hood has also received a bachelor's degree, and will have another year of athletic eligibility.

Additional academic achievements include, Kentucky being among the inaugural Team Academic Excellence Award winners, created by the National Association of Basketball Coaches (NABC) in 2013. These awards recognize outstanding academic achievement by a team with a cumulative grade point average of 3.0 or better for the 2012-13 season.

Kentucky was the only team from the Southeastern Conference to earn recognition to the NABC's inaugural team academic excellence

award. The honor is even more impressive considering UK is among six BCS level institutions to earn recognition.

**ESPN'S College GameDay Returns to Rupp in 2014**

For the fifth time in program history, and the second consecutive year, the ESPN College GameDay tour will visit Kentucky's historic Rupp Arena for a weekly installment of the popular college basketball preview show. ESPN has selected the Florida-Kentucky matchup on Feb. 15 as one of its eight College GameDay stops during the 2013-14 season.

Since its inception during the 2004-05 season, College GameDay has featured the Wildcats eight total times, including this year's upcoming appearance.

GameDay last visited Rupp Arena during the 2012-13 season when the Wildcats hosted the Missouri Tigers. The game didn't disappoint with UK posting an exciting 90-83 overtime win. The Blue and White own a 4-0 record on days when it is featured by the GameDay crew under John Calipari's direction and has been selected for the show in each year of Calipari's tenure at UK.

Last year, a crowd of 15,087 attended the morning GameDay show, the second largest ever. UK also holds the record for the largest crowd in GameDay history of 22,144, set on Feb. 13, 2010.

The Wildcats have faced Florida in three of their seven previous GameDay appearances, with the other meetings coming against Missouri (2013), Vanderbilt (2012), Tennessee (2010) and Mississippi State (2005).

| UK BY POSSESSION  |                                |
|-------------------|--------------------------------|
| Game              | Pts. per Possession            |
| UNC Asheville     | 1.25 (Offense); 0.80 (Defense) |
| N. Kentucky       | 1.35 (Offense); 0.91 (Defense) |
| Michigan State    | 1.06 (Offense); 1.11 (Defense) |
| Robert Morris     | 1.19 (Offense); 0.67 (Defense) |
| UT Arlington      | 1.40 (Offense); 1.01 (Defense) |
| Cleveland State   | 1.08 (Offense); 0.97 (Defense) |
| Eastern Michigan  | 1.05 (Offense); 0.82 (Defense) |
| Providence        | 1.32 (Offense); 1.08 (Defense) |
| Baylor            | 1.03 (Offense); 1.12 (Defense) |
| Boise State       | 1.04 (Offense); 0.82 (Defense) |
| North Carolina    | 1.04 (Offense); 1.11 (Defense) |
| Belmont           | 1.33 (Offense); 1.14 (Defense) |
| Louisville        | 1.04 (Offense); 0.94 (Defense) |
| Mississippi State | 1.18 (Offense); 0.88 (Defense) |
| Vanderbilt        | 1.09 (Offense); 0.95 (Defense) |
| Arkansas          | 1.08 (Offense); 1.10 (Defense) |

Kentucky offensive high - 1.40, vs. UT Arlington  
SEC high - 1.18 vs. Mississippi State  
Kentucky offensive low - 1.04, three times  
SEC low - 1.08 at Arkansas

Opponent offensive high - 1.14, Belmont  
SEC high - 1.10, Arkansas  
Opponent offensive low - 0.80, UNC Asheville  
SEC low - 0.88, Mississippi State

## CAREER RECORDS

### Blocked Shots

| No. Player                      | Blocks | Games |
|---------------------------------|--------|-------|
| 1. Jamaal Maglorie (1997-00)    | 268    | 145   |
| 5. Anthony Davis (2012)         | 186    | 40    |
| 15. Kenny Walker (1983-86)      | 122    | 132   |
| 16. Reggie Hanson (1988-91)     | 119    | 101   |
| 17. Willie Cauley-Stein (2013-) | 117    | 45    |

## SINGLE SEASON RECORDS

### Blocked Shots

| No. Player                     | Blocks | Games |
|--------------------------------|--------|-------|
| 1. Anthony Davis (2012)        | 186    | 40    |
| 16. Jamaal Magloire (1999)     | 66     | 34    |
| 16. Jamaal Magloire (1998)     | 66     | 38    |
| 18. Sam Bowie (1984)           | 65     | 34    |
| 19. Marquis Estill (2003)      | 64     | 36    |
| 20. Willie Cauley-Stein (2013) | 60     | 29    |
| 21. Willie Cauley-Stein (2014) | 57     | 16    |

## SINGLE SEASON SOPHOMORE RECORDS

### Blocks

| No. Player                    | Blocks | Games |
|-------------------------------|--------|-------|
| 1. Sam Bowie (1981)           | 80     | 28    |
| 2. Patrick Patterson (2009)   | 70     | 34    |
| 3. Terrence Jones (2012)      | 68     | 38    |
| 4. Melvin Turpin (1982)       | 67     | 30    |
| 5. Jamal Magloire (1998)      | 66     | 38    |
| 6. Willie Cauley-Stein (2014) | 56     | 16    |

## SINGLE SEASON FRESHMAN RECORDS

### Rebounds

| No. Player                   | Rebs. | Games |
|------------------------------|-------|-------|
| 1. Anthony Davis (2012)      | 415   | 40    |
| 7. Nerlens Noel (2013)       | 227   | 24    |
| 8. Rick Robey (1975)         | 214   | 21    |
| 9. Alex Poythress (2013)     | 199   | 33    |
| 10. Jamal Mashburn (1991)    | 195   | 28    |
| 11. Patrick Patterson (2008) | 192   | 25    |
| 12. Julius Randle (2014)     | 179   | 16    |

### Assists

| No. Player                 | Assts. | Games |
|----------------------------|--------|-------|
| 1. John Wall (2010)        | 241    | 37    |
| 20. Doron Lamb (2011)      | 62     | 38    |
| 21. Terrence Jones (2011)  | 60     | 38    |
| 22. Rodrick Rhodes (1993)  | 59     | 33    |
| 23. Keith Bogans (2000)    | 57     | 33    |
| 24. Andrew Harrison (2014) | 56     | 16    |

### 3-Pointers

| No. Player               | Threes | Games |
|--------------------------|--------|-------|
| 1. Brandon Knight (2011) | 87     | 38    |
| 2. Rex Chapman (1987)    | 68     | 29    |
| 2. Doron Lamb (2011)     | 68     | 38    |
| 4. Eric Bledsoe (2010)   | 49     | 37    |
| 5. Keith Bogans (2000)   | 48     | 33    |
| 6. Jodie Meeks (2007)    | 44     | 34    |
| 7. John Wall (2010)      | 37     | 37    |
| 8. James Young (2014)    | 35     | 16    |

### Free Throws

| No. Player                  | FTs | Games |
|-----------------------------|-----|-------|
| 1. John Wall (2010)         | 175 | 37    |
| 5. M. Kidd-Gilchrist (2012) | 143 | 40    |
| 6. Brandon Knight (2011)    | 136 | 38    |
| 7. Archie Goodwin (2013)    | 135 | 33    |
| 8. Dwight Anderson (1979)   | 131 | 29    |
| 9. Sam Bowie (1980)         | 110 | 34    |
| 10. Julius Randle (2014)    | 98  | 16    |
| 17. Eric Bledsoe (2010)     | 82  | 37    |
| 17. Chris Mills (1989)      | 82  | 32    |
| 19. Wallace Jones (1946)    | 80  | 30    |
| 20. Doron Lamb (2011)       | 79  | 38    |
| 21. Ed Davender (1985)      | 78  | 31    |
| 22. Andrew Harrison (2014)  | 71  | 16    |
| 23. Rodrick Rhodes (1993)   | 70  | 33    |
| 24. Chuck Verderber (1979)  | 65  | 31    |
| 25. Jamal Mashburn (1991)   | 64  | 28    |
| 26. Jodie Meeks (2007)      | 61  | 34    |
| 27. Rajon Rondo (2005)      | 60  | 34    |
| 28. Aaron Harrison (2014)   | 59  | 16    |
| 29. Ralph Beard (1946)      | 57  | 30    |
| 30. Bob Brannum (1944)      | 56  | 21    |
| 31. Nerlens Noel (2013)     | 55  | 24    |
| 32. James Young (2014)      | 53  | 16    |

### Points

| No. Player                     | Points | Games |
|--------------------------------|--------|-------|
| 1. Brandon Knight (2011)       | 657    | 38    |
| 22. Jodie Meeks (2007)         | 295    | 34    |
| 23. Jason Parker (2001)        | 293    | 34    |
| 24. Jack Givens (1975)         | 292    | 31    |
| 25. Wallace Jones (1946)       | 290    | 30    |
| 26. Ron Mercer (1996)          | 288    | 36    |
| 27. Ralph Beard (1946)         | 279    | 30    |
| 28. Rajon Rondo (2005)         | 274    | 34    |
| 29. Julius Randle (2014)       | 270    | 16    |
| 30. Ed Davender (1985)         | 264    | 31    |
| 31. Antonie Walker (1995)      | 259    | 33    |
| 32. Bob Brannum (1944)         | 254    | 21    |
| 33. Nerlens Noel (2013)        | 251    | 24    |
| 34. Willie Cauley-Stein (2013) | 242    | 29    |
| 34. Mike Phillips (1975)       | 242    | 31    |
| 36. James Young (2014)         | 234    | 16    |
| 37. Gerald Fitch (2001)        | 230    | 34    |
| 38. Eric Manuel (1988)         | 228    | 32    |
| 39. Kenny Walker (1983)        | 227    | 31    |
| 40. Aaron Harrison (2014)      | 226    | 16    |
| 50. Chuck Verderber (1979)     | 189    | 31    |
| 51. Chuck Hayes (2001)         | 188    | 32    |
| 51. Jared Prickett (1993)      | 188    | 34    |
| 53. Jim Master (1981)          | 176    | 27    |
| 54. Jack Tingle (1944)         | 175    | 21    |
| 55. Erik Daniels (2001)        | 171    | 33    |
| 55. Dirk Minniefield (1980)    | 171    | 34    |
| 57. Andrew Harrison (2014)     | 170    | 16    |

The Wildcats own an unparalleled tradition of success. Since 1903, the University of Kentucky has fielded 110 basketball teams. The first national championship was an NIT title in 1946. The first NCAA title came in 1948, and the latest, No. 8, occurred in 2012. No other program can claim the unparalleled success that matches the Wildcats efforts over the past century.

- **Eight** national championships (1948, 1949, 1951, 1978, 1996, 1998, 2012)
- The highest all-time winning percentage in college basketball: (2,123-663-1, **.762**)
- **Three** NCAA runner-up trophies
- **15** Final Four appearances
- A national-record **52** NCAA Tournament appearances
- **157** NCAA Tournament games and **111** Tournament wins
- **45** SEC regular-season championships
- **27** SEC Tournament titles
- **12** 30-win seasons
- **57** 20-win seasons
- And the **most victories all-time** in NCAA Division I history through Jan. 14:

|                 |              |
|-----------------|--------------|
| <b>Kentucky</b> | <b>2,123</b> |
| Kansas          | 2,113        |
| North Carolina  | 2,101        |
| Duke            | 2,013        |
| Syracuse        | 1,891        |

## Kentucky in the NBA Draft

- Following the 2013 NBA Draft, Kentucky has had 108 players drafted 108 times (Johnny Cox '58 and Roger Newman '60 both drafted in Junior eligible draft, but returned for senior year and were drafted again).
- UK has had 33 players selected in the opening round (13 have come in the last four years) of the draft.
- In 2012, the Wildcats set a new single-draft high for Kentucky players drafted in a single year: with six being selected. The 2010 draft had five UK players selected, and the 1984 draft also had five Wildcats.
- Anthony Davis and Michael Kidd-Gilchrist became the first pair of teammates to go No. 1 and No. 2 in NBA Draft history in 2012.
- With Anthony Davis selected as the No. 1 pick in 2012, Kentucky is the only school since the 2000 draft to have two No. 1 picks (John Wall – 2010).
- With Davis going No. 1 overall, John Calipari will have coached three No. 1 picks in the last five years. And his three No. 1 picks are the most by one coach in NBA Draft history.

## Kentucky Tops the Nation in Pros

On Oct. 28, 2012, the opening-day rosters of the 2013-14 season, Kentucky had more NBA players than any other team in the nation.

- 1) Kentucky -- 22
- 2) Duke -- 15
- 2) North Carolina -- 15
- 4) Kansas -- 14
- 5) UConn -- 12
- 5) UCLA -- 12
- 5) Florida -- 12

## Wildcats in the NBA

Former UK players on NBA rosters include:

|                                  |                             |
|----------------------------------|-----------------------------|
| Eric Bledsoe - Suns              | Brandon Knight - Bucks      |
| Keith Bogans - Celtics           | Doron Lamb - Magic          |
| DeMarcus Cousins - Kings         | Jodie Meeks - Lakers        |
| Anthony Davis - Pelicans         | Darius Miller - Pelicans    |
| Archie Goodwin - Suns            | Nazr Mohammed - Bulls       |
| Josh Harrellson - Pistons        | Nerlens Noel - 76ers        |
| Chuck Hayes - Raptors            | Daniel Orton - 76ers        |
| Terrence Jones - Rockets         | Patrick Patterson - Raptors |
| Enes Kanter - Jazz               | Tayshaun Prince - Grizzlies |
| Michael Kidd-Gilchrist - Bobcats | Rajon Rondo - Celtics       |
|                                  | Marquis Teague - Bulls      |
|                                  | John Wall - Wizards         |

## RUPP ARENA

### Rupp Arena

#### Year by Year Records

| Season       | W-L           | Pct.        | Start |
|--------------|---------------|-------------|-------|
| 2013-14      | 10-0          | 1.000       | 10-0  |
| 2012-13      | 16-2          | .889        | 3-0   |
| 2011-12      | 18-0          | 1.000       | 18-0  |
| 2010-11      | 15-0          | 1.000       | 15-0  |
| 2009-10      | 18-0          | 1.000       | 18-0  |
| 2008-09      | 12-6          | .667        | 3-0   |
| 2007-08      | 14-4          | .778        | 1-0   |
| 2006-07      | 14-2          | .875        | 10-0  |
| 2005-06      | 10-5          | .667        | 4-0   |
| 2004-05      | 14-1          | .933        | 7-0   |
| 2003-04      | 11-2          | .846        | 3-0   |
| 2002-03      | 12-1          | .923        | 1-0   |
| 2001-02      | 12-3          | .800        | 0-1   |
| 2000-01      | 11-1          | .917        | 0-1   |
| 1999-2000    | 14-0          | 1.000       | 14-0  |
| 1998-99      | 12-1          | .923        | 6-0   |
| 1997-98      | 9-3           | .750        | 4-0   |
| 1996-97      | 12-1          | .923        | 12-0  |
| 1995-96      | 13-0          | 1.000       | 13-0  |
| 1994-95      | 12-1          | .923        | 2-0   |
| 1993-94      | 13-1          | .929        | 11-0  |
| 1992-93      | 16-0          | 1.000       | 16-0  |
| 1991-92      | 15-2          | .882        | 1-0   |
| 1990-91      | 13-0          | 1.000       | 13-0  |
| 1989-90      | 13-2          | .867        | 5-0   |
| 1988-89      | 8-6           | .571        | 0-1   |
| 1987-88      | 14-2          | .875        | 8-0   |
| 1986-87      | 13-2          | .867        | 5-0   |
| 1985-86      | 18-0          | 1.000       | 18-0  |
| 1984-85      | 11-3          | .786        | 1-0   |
| 1983-84      | 16-0          | 1.000       | 16-0  |
| 1982-83      | 14-1          | .933        | 8-0   |
| 1981-82      | 15-1          | .938        | 15-0  |
| 1980-81      | 15-0          | 1.000       | 15-0  |
| 1979-80      | 12-3          | .800        | 6-0   |
| 1978-79      | 11-4          | .733        | 3-0   |
| 1977-78      | 16-0          | 1.000       | 16-0  |
| 1976-77      | 12-2          | .857        | 4-0   |
| <b>Total</b> | <b>504-62</b> | <b>.890</b> |       |

#### Where the Coaches Rank by Wins

| Coach                | Years             | Total    | Record      |
|----------------------|-------------------|----------|-------------|
| Joe B. Hall          | 1976-85           | 9        | 122-14      |
| Tubby Smith          | 1997-2007         | 10       | 119-19      |
| Rick Pitino          | 1989-97           | 8        | 107-7       |
| <b>John Calipari</b> | <b>2009-Pres.</b> | <b>5</b> | <b>77-2</b> |
| Eddie Sutton         | 1985-89           | 4        | 53-10       |
| Billy Gillispie      | 2007-09           | 2        | 26-10       |

### Cats Rock at Rupp

- UK has won 160 of its last 185 home games. Kentucky went on a 54-game winning streak in the venerable arena to begin the John Calipari era.
- The Wildcats are 504-62 (.890) all-time in Rupp Arena.
- UK has won 24 national attendance titles in the building, including 17 of the last 18.
- The Rupp Arena attendance record of 24,479 was set against Louisville on Jan. 2, 2010.
- The Wildcats have posted a remarkable 270-39 (.874) record in regular season SEC games in the building.

### Win No. 500 in Rupp Arena

Kentucky's 81-63 victory over Eastern Michigan on Nov. 27 marked the 500th UK win in Rupp Arena in program history. The victory came 37 years to the day of the very first victory in the venue for the Cats.

### Calipari Owns Record in Rupp

With UK's 2011-12 season-opening victory over Marist, UK head coach John Calipari recorded his 34th consecutive win in Rupp Arena as UK's head coach. It broke former UK head coach Rick Pitino's longest streak of 33 games in the venue.

Calipari's winning streak was snapped at 54 games with a loss to Baylor in his fourth season. The 54-game run, however, was his longest career home winning streak.

In four seasons, Calipari has only yielded one conference loss in the arena. Texas A&M notched a win on Jan. 12, 2013.

### Kentucky Leads the Nation

For 17 of the last 18 seasons, Rupp Arena has owned the national attendance average including a Rupp Arena record of 24,110 in John Calipari's first season as head coach in 2009-10.

During the last 18 seasons, UK has averaged 22,960 fans per season. In the Calipari Era, UK has averaged no fewer than 23,099 fans per outing.

### All-Time Attendance Records at Rupp

| No.      | Att.          | Opponent          | Date            | Result          |
|----------|---------------|-------------------|-----------------|-----------------|
| 1        | 24,479        | Louisville        | 1/20/10         | W, 71-62        |
| 2        | 24,468        | N. Carolina       | 12/5/09         | W, 68-66        |
| 3        | 24,465        | Florida           | 2/10/07         | L, 64-61        |
| 4        | 24,459        | Florida           | 2/4/03          | W, 70-55        |
| 5        | 24,432        | Louisville        | 12/17/05        | W, 73-61        |
| 6        | 24,411        | LSU               | 2/28/09         | L, 73-70        |
| 7        | 24,402        | Tennessee         | 2/13/10         | W, 73-62        |
| 8        | 24,398        | N. Carolina       | 12/3/11         | W, 73-72        |
| <b>9</b> | <b>24,396</b> | <b>Louisville</b> | <b>12/28/13</b> | <b>W, 73-66</b> |
| 10       | 24,394        | Tennessee         | 2/21/09         | W, 77-58        |

### Attendance Records at Rupp 2013-14

| No. | Att.   | Opponent        | Date     | Result   |
|-----|--------|-----------------|----------|----------|
| 1   | 24,396 | Louisville      | 12/28/13 | W, 73-66 |
| 2   | 24,224 | Belmont         | 12/21/13 | W, 90-83 |
| 3   | 23,638 | Mississippi St. | 1/8/14   | W, 85-63 |
| 4   | 22,925 | Northern Ky.    | 11/10/13 | W, 93-63 |
| 5   | 22,413 | UNC Asheville   | 11/8/13  | W, 89-57 |

### Records vs. Most Faced Opponents in Rupp Era (1976-Pres.)

| Opponent     | Times Played | Record | Cal Era |
|--------------|--------------|--------|---------|
| Tennessee    | 38           | 34-4   | 4-0     |
| Florida      | 37           | 31-6   | 4-0     |
| Vanderbilt   | 36           | 34-2   | 4-0     |
| Georgia      | 35           | 31-4   | 3-0     |
| LSU          | 28           | 23-5   | 2-0     |
| Alabama      | 27           | 22-5   | 2-0     |
| Auburn       | 27           | 25-2   | 2-0     |
| Miss. St.    | 27           | 25-2   | 3-0     |
| Ole Miss     | 27           | 26-1   | 2-0     |
| S. Carolina  | 24           | 22-2   | 4-0     |
| Louisville   | 17           | 13-4   | 3-0     |
| Arkansas     | 12           | 10-2   | 2-0     |
| Indiana      | 9            | 8-1    | 1-0     |
| E. Kentucky  | 8            | 8-0    | -       |
| Morehead St. | 8            | 8-0    | 2-0     |
| N. Carolina  | 6            | 4-2    | 2-0     |
| Kansas       | 5            | 4-1    | -       |
| N. Dame      | 5            | 5-0    | -       |
| Tenn. Tech   | 5            | 5-0    | -       |

### Records vs. 2013-14 Opponents in Rupp

| Opponent      | Times Played | Record | Cal Era |
|---------------|--------------|--------|---------|
| UNC Ash.      | 3            | 3-0    | -       |
| R. Morris     | 2            | 2-0    | 2-0     |
| E. Michigan   | 2            | 2-0    | 2-0     |
| Belmont       | 1            | 1-0    | 1-0     |
| Boise State   | 1            | 1-0    | 1-0     |
| Cleveland St. | 1            | 1-0    | 1-0     |
| NKU           | 1            | 1-0    | 1-0     |
| UT Arlington  | 1            | 1-0    | 1-0     |

## GAME BY GAME LEADERS

| Opponent          | Points            | Rebounds          | Assists          | Blocks           | Steals           |
|-------------------|-------------------|-------------------|------------------|------------------|------------------|
| UNC Asheville     | Randle - 23       | Randle - 16       | An. Harrison - 5 | Cauley-Stein - 4 | Aa. Harrison - 4 |
| Northern Kentucky | Randle - 22       | Randle - 14       | Randle - 3       | Lee - 2          | Three w/ - 1     |
| Michigan State    | Randle - 27       | Randle - 13       | An. Harrison - 3 | Poythress - 3    | Young - 1        |
| Robert Morris     | Aa. Harrison - 28 | Randle - 15       | Three w/ - 3     | Cauley-Stein - 4 | Two w/ - 2       |
| UT Arlington      | Young - 26        | Two w/ - 10       | An. Harrison - 6 | Lee - 3          | Two w/ - 2       |
| Cleveland State   | Randle - 15       | Randle - 15       | An. Harrison - 5 | Cauley-Stein - 4 | Cauley-Stein - 2 |
| Eastern Michigan  | Aa. Harrison - 22 | Randle - 10       | Young - 4        | Cauley-Stein - 7 | Three w/ - 1     |
| Providence        | Young - 18        | Two w/ - 8        | Two w/ - 4       | Cauley-Stein - 9 | Three w/ - 1     |
| Baylor            | Randle - 16       | Randle - 8        | Two w/ - 6       | Cauley-Stein - 3 | -                |
| Boise State       | Young - 21        | Randle - 11       | Two w/ - 2       | Cauley-Stein - 9 | Aa. Harrison - 3 |
| North Carolina    | Aa. Harrison - 20 | Cauley-Stein - 12 | An. Harrison - 7 | Cauley-Stein - 5 | Three w/ - 2     |
| Belmont           | Randle - 29       | Randle - 10       | Aa. Harrison - 7 | Cauley-Stein - 2 | Two w/ - 1       |
| Louisville        | Two w/ - 18       | Two w/ - 10       | Young - 4        | Cauley-Stein - 3 | Three w/ - 1     |
| Mississippi State | Young - 26        | Randle - 14       | Young - 5        | Poythress - 3    | Two w/ - 2       |
| Vanderbilt        | Cauley-Stein - 15 | Randle - 11       | Two w/ - 4       | Two w/ - 1       | Three w/ - 2     |
| Arkansas          | Young - 23        | Randle - 14       | An. Harrison - 6 | Two w/ - 2       | Young - 2        |
| Tennessee         |                   |                   |                  |                  |                  |
| Texas A&M         |                   |                   |                  |                  |                  |
| Georgia           |                   |                   |                  |                  |                  |
| LSU               |                   |                   |                  |                  |                  |
| Missouri          |                   |                   |                  |                  |                  |
| Ole Miss          |                   |                   |                  |                  |                  |
| Mississippi State |                   |                   |                  |                  |                  |
| Auburn            |                   |                   |                  |                  |                  |
| Florida           |                   |                   |                  |                  |                  |
| Ole Miss          |                   |                   |                  |                  |                  |
| South Carolina    |                   |                   |                  |                  |                  |
| Alabama           |                   |                   |                  |                  |                  |
| Florida           |                   |                   |                  |                  |                  |

## TOP-FIVE INDIVIDUAL PERFORMANCES OF 2013-14

### Points

1. Randle - 29 (BEL, 12/21)
2. Aa. Harrison - 28 (RMU, 11/17)
3. Randle - 27 (MSU, 11/12)
4. Young - 26 (UTA, 11/19)  
Young - 26 (MState, 1/8)

### First Half Points

1. Aa. Harrison - 19 (RMU, 11/17)
2. Young - 17 (BSU, 12/10)  
Randle - 17 (LOU, 12/28)
4. Young - 15 (MSU, 11/12)  
Young - 15 (MState, 1/8)

### Second Half Points

1. Randle - 23 (MSU, 11/12)
2. Aa. Harrison - 18 (BEL, 12/21)
3. 15 - Four times

### Rebounds

1. Randle - 16 (UNCA, 11/8)
2. Randle - 15 (RMU, 11/17)  
Randle - 15 (CSU, 11/15)
4. Randle - 14 (NKU, 11/10)  
Randle - 14 (ARK, 1/14)

### Offensive Rebounds

1. Poythress - 7 (MSU, 11/12)  
Randle - 7 (CSU, 11/25)
3. 6 - Six times

### Free Throws

1. Randle - 13 (BEL, 12/21)
2. Randle - 11 (UNCA, 11/8)
3. 10 - Four times

### Assists

1. Aa. Harrison - 7 (BEL, 12/21)  
An. Harrison - 7 (UNC, 12/14)
3. 6 - Four times

### Blocks

1. Cauley-Stein - 9 (PU, 12/1)  
Cauley-Stein - 9 (BSU, 12/10)
3. Cauley-Stein - 7 (EMU, 11/27)
4. Cauley-Stein - 5 (UNC, 12/14)
5. 4 - Three times

### Steals

1. Aa. Harrison - 4 (UNCA, 11/8)
2. Cauley-Stein - 3 (UNCA, 11/8)  
Aa. Harrison - 3 (BSU, 12/10)
4. 2 - 14 times

### Field Goals

1. Randle - 9 (MSU, 11/12)
2. 8 - Six times

### 3-Pointers

1. Young - 5 (UTA, 11/19)
2. Aa. Harrison - 4 (RMU, 11/17)  
Young - 4 (BU, 12/6)  
Young - 4 (BSU, 12/10)
5. 3 - Six times

### Dunks

1. Poythress - 5 (MState, 1/8)
2. Cauley-Stein - 4 (EMU, 11/27)
3. Cauley-Stein - 3 (BEL, 12/21)  
Lee - 3 (UNCA, 11/8)  
Randle - 3 (NKU, 11/10)

## HEAD COACH JOHN CALIPARI

### Most Wins

Since the 2005-06 season, John Calipari's on-court record ranks him as the winningest coach over the last seven-plus seasons. Totals through Jan. 14.

|    |                 |        |
|----|-----------------|--------|
| 1. | John Calipari   | 270-43 |
| 2. | Bill Self       | 264-46 |
| 3. | Mike Krzyzewski | 248-54 |
| 4. | Thad Matta      | 244-62 |
| 5. | Roy Williams    | 240-67 |

### On Pace with the Baron of the Bluegrass

Legendary coach Adolph Rupp won 876 career games while the coach of UK. He also led the Blue and White to five NCAA titles during his 41-year tenure. However, current UK coach John Calipari is keeping pace with the legend as far as victories to begin his career at Kentucky. In his 166th game, Coach Rupp's Cats lost to Tennessee 30-29.

| Coach    | Games | Record |
|----------|-------|--------|
| Rupp     | 165   | 136-29 |
| Calipari | 165   | 135-30 |

### Calipari on a Roll in Conference Play

Calipari has recorded a 101-15 record in league play over the last six-plus seasons. He's 54-15 in SEC action at the helm of Kentucky.

### Calipari Unrivaled in the Conference

UK head coach John Calipari is unrivaled in the league when it comes to conference accolades. During his career, Calipari has won 12 league championships, including the 2010 and 2012 SEC Championships, seven more than the next closest coach (Billy Donovan has five conference titles).

Calipari also has 11 conference tournament titles, eight more than his closest competitor.

Furthermore, he's tallied a 262-81 (.764) all-time record within conference play as a head coach. He owns a 54-15 (.783) clip since joining the SEC.

### Calipari at No. 1

Calipari is one of just two coaches (Frank McGuire) to lead three programs to a No. 1 ranking. Calipari is 62-9 as the top-ranked coach in the country. He tallied a 32-4 mark at UMass when the Minutemen were No. 1 and he was 9-1 at Memphis when he had the Tigers at the pinnacle of the rankings. Calipari is 24 of 28 when his team is at the top as UK's head coach.

In addition, Calipari has guided four of his last six teams to the No. 1 ranking and this year marks the sixth time he's led his team to the top ranking throughout his career. He guided his 1994-95 and 1995-96 UMass teams to the No.

1 ranking, as well as his 2007-08 Memphis team and his 2009-10, 2011-12 and 2013-14 Kentucky teams.

### The Success Rate

Coach Calipari has graduated 100% of the players (10 of 10) who have been eligible to graduate by the end of their senior years and exhausted their athletic eligibility. Of that group, Patrick Patterson and Jarrod Polson each completed their degrees in just three years. Current senior Jon Hood has also received a bachelor's degree, and will have another year of eligibility.

### Calipari Comfortable at Home

Since the 2000 season, John Calipari-coached teams have posted a 231-21 (.917) record at home. In Calipari's first season, UK tallied an 18-0 mark at home, and the Cats were 15-0 in Rupp in his second season. Kentucky finished 18-0 in 2011-12 and is 10-0 this season.

His 54-game winning streak at Rupp was the longest streak since the arena opened in 1976.

### Coach Streak (Yrs)

|    |               |              |
|----|---------------|--------------|
| 1. | John Calipari | 54 (2010-13) |
| 2. | Rick Pitino   | 33 (1992-94) |
| 3. | Joe B. Hall   | 30 (1981-82) |
| 4. | Rick Pitino   | 27 (1995-97) |
| 5. | Joe B. Hall   | 26 (1977-78) |

### Calipari is Just as Comfortable on the Road

Calipari has recorded a 63-24 (.724) record on the road dating back to 2005-06 season. The young Wildcats are 1-2 on the road so far in 2013-14.

### Fifty is Nifty

With a 90-83 overtime victory over Missouri on Feb. 20, John Calipari claimed his 50th Southeastern Conference victory. He achieved the feat in just 62 games as head coach of the Cats. It's the second-fastest stretch of games to win 50 in league history, trailing only Adolph Rupp who achieved the feat in 57 contests.

| Coach                  | Games to 50 |
|------------------------|-------------|
| 1. A. Rupp (UK)        | 57          |
| 2. J. Calipari (UK)    | 62          |
| 3. N. Richardson (ARK) | 65          |
| 4. T. Smith (UK)       | 67          |
| 5. R. Pitino (UK)      | 69          |
| 6. J. Hall (UK)        | 73          |
| 7. B. Donovan (UF)     | 88          |

### Conference Championship Calipari

Calipari has won seven regular season conference championships dating back to his Conference

## UK VS. AP RANKED FOES

In John Calipari Era (2009-Present)

**28-10, 11-3 SEC**

|                                  |                |          |
|----------------------------------|----------------|----------|
| vs. No. 4 Louisville             | Dec. 28, 2013  | W, 73-66 |
| at No. 18 North Carolina         | Dec. 14, 2013  | L, 82-77 |
| vs. No. 20 Baylor (Dallas)       | Dec. 6, 2013   | L, 67-62 |
| vs. No. 2 Michigan St. (Chicago) | Nov. 12, 2013  | L, 78-74 |
| No. 11 Florida                   | March 9, 2013  | W, 61-57 |
| at No. 7 Florida                 | Feb. 12, 2013  | L, 69-52 |
| at No. 16 Ole Miss               | Jan. 29, 2013  | W, 87-74 |
| at No. 4 Louisville              | Dec. 29, 2012  | L, 80-77 |
| vs. No. 9 Duke (Atlanta)         | Nov. 13, 2012  | L, 75-68 |
| vs. No. 6 Kansas (NCAA)          | April 2, 2012  | W, 67-59 |
| vs. No. 17 Louisville (NCAA)     | March 31, 2012 | W, 69-61 |
| vs. No. 9 Baylor (NCAA)          | March 25, 2012 | W, 82-70 |
| vs. No. 16 Indiana (NCAA)        | March 23, 2012 | W, 87-71 |
| at No. 16 Florida                | March 4, 2012  | W, 74-59 |
| No. 8 Florida                    | Feb. 7, 2013   | W, 78-58 |
| No. 4 Louisville                 | Dec. 31, 2012  | W, 69-62 |
| No. 5 North Carolina             | Dec. 3, 2011   | W, 73-72 |
| vs. No. 12 Kansas (New York)     | Nov. 15, 2011  | W, 75-65 |
| vs. No. 9 UConn (NCAA)           | April 2, 2011  | L, 56-55 |
| vs. No. 7 N. Carolina (NCAA)     | March 27, 2011 | W, 76-69 |
| vs. No. 1 Ohio State (NCAA)      | March 25, 2011 | W, 62-60 |
| vs. No. 22 W. Virginia (NCAA)    | March 19, 2011 | W, 71-63 |
| vs. No. 12 Florida (Atlanta)     | March 13, 2011 | W, 70-54 |
| No. 21 Vanderbilt                | March 1, 2011  | W, 68-66 |
| No. 13 Florida                   | Feb. 26, 2011  | W, 76-68 |
| at No. 21 Vanderbilt             | Feb. 12, 2011  | L, 81-77 |
| at No. 22 Louisville             | Dec. 31, 2010  | W, 78-63 |
| vs. No. 23 N. Dame (Louisville)  | Dec. 8, 2010   | W, 72-58 |
| vs. No. 13 Washington (Maui)     | Nov. 23, 2010  | W, 74-67 |
| vs. No. 6 W. Virginia (NCAA)     | March 27, 2010 | L, 73-66 |
| vs. No. 15 Tennessee (Nashville) | March 13, 2010 | W, 74-45 |
| at No. 19 Tennessee              | Feb. 27, 2010  | L, 74-65 |
| at No. 17 Vanderbilt             | Feb. 20, 2010  | W, 58-56 |
| No. 12 Tennessee                 | Feb. 13, 2010  | W, 73-62 |
| No. 25 Ole Miss                  | Feb. 2, 2010   | W, 85-75 |
| No. 21 Vanderbilt                | Jan. 30, 2010  | W, 85-72 |
| vs. No. 14 UConn (New York)      | Dec. 9, 2009   | W, 64-61 |
| No. 10 North Carolina            | Dec. 5, 2009   | W, 68-66 |

## UK IN OVERTIME

In John Calipari Era (2009-Present)

**5-2, 4-2 SEC**

|                             |                |          |
|-----------------------------|----------------|----------|
| at Arkansas                 | Jan. 14, 2014  | L, 87-85 |
| Missouri                    | Feb. 23, 2013  | W, 90-83 |
| at Texas A&M                | Feb. 2, 2013   | W, 61-57 |
| at Arkansas                 | Feb. 23, 2011  | L, 77-76 |
| vs. Miss. State (Nashville) | March 14, 2010 | W, 75-74 |
| at Mississippi State        | Feb. 16, 2010  | W, 81-75 |
| vs. Stanford (Cancun)       | Nov. 25, 2009  | W, 73-65 |

## HEAD COACH JOHN CALIPARI

### RECRUITING TRAIL

The Wildcats have signed more top-25 players over the past five seasons than 28 entire Division I conferences, including the Big Ten and Pac-12. And more than one-quarter of all top-10 prospects nationally over the past six classes have signed with Kentucky.

| Player (year)                | ESPN | Rivals | Scout |
|------------------------------|------|--------|-------|
| Devin Booker ('14)           | 18   | 30     | 31    |
| Trey Lyles ('14)             | 7    | 8      | 8     |
| Karl Towns ('14)             | 6    | 11     | 11    |
| Tyler Ulis ('14)             | 33   | 33     | 29    |
| Aaron Harrison ('13)         | 9    | 7      | 6     |
| Andrew Harrison ('13)        | 5    | 5      | 5     |
| Dominique Hawkins ('13)      | NR   | NR     | NR    |
| Dakari Johnson ('13)         | 7    | 9      | 17    |
| Marcus Lee ('13)             | 25   | 19     | 24    |
| Julius Randle ('13)          | 3    | 2      | 2     |
| James Young ('13)            | 8    | 11     | 11    |
| Derek Willis ('13)           | NR   | 115    | NR    |
| Archie Goodwin ('12)         | 15   | 14     | 14    |
| Willie Cauley-Stein ('12)    | 40   | 40     | 48    |
| Nerlens Noel ('12)           | 1    | 2      | 1     |
| Alex Poythress ('12)         | 13   | 8      | 7     |
| Anthony Davis ('11)          | 1    | 2      | 1     |
| Michael Kidd-Gilchrist ('11) | 4    | 3      | 6     |
| Marquis Teague ('11)         | 8    | 5      | 8     |
| Kyle Wiltjer ('11)           | 19   | 22     | 24    |
| Terrence Jones ('10)         | 9    | 13     | 8     |
| Enes Kanter ('10)            | 25   | 3      | 3     |
| Brandon Knight ('10)         | 4    | 6      | 6     |
| Doron Lamb ('10)             | 29   | 21     | 28    |
| Stacey Poole, Jr. ('10)      | 51   | 33     | 67    |
| Eric Bledsoe ('09)           | NR   | 23     | 37    |
| DeMarcus Cousins ('09)       | 4    | 2      | 3     |
| Daniel Orton ('09)           | 13   | 22     | 17    |
| John Wall ('09)              | 5    | 1      | 2     |
| Jon Hood ('09)               | 92   | 40     | 46    |
| Total Top 10 Players         | 15   | 14     | 14    |
| Top 15 Players               | 18   | 18     | 17    |
| Top 20 Players               | 20   | 19     | 19    |
| Top 25 Players               | 22   | 23     | 21    |

USA days at Memphis. That streak includes two SEC titles. He has also won five tournament titles in that span, including a pair of SEC tournament championships.

### Calipari's Undefeated Conference Teams

When John Calipari led Kentucky to a 16-0 mark in league play in 2012, he joined rarified air. Calipari is believed to be one of three coaches, along with Frank McGuire and Jerry Tarkanian, to lead multiple teams to an unblemished mark in multiple Division 1 conferences.

Calipari did so at Memphis in Conference USA and Kentucky in the Southeastern Conference.

McGuire led St. John's in the Metro New York ('51, '52), North Carolina in the ACC ('57) and South Carolina in the ACC ('70) to undefeated marks.

Jerry Tarkanian guided Long Beach State in the Pacific Coast Athletics Association ('70, '71) and UNLV in the Big West ('87, '91, '92) to perfect conference seasons.

### Calipari and the NBA Draft

Coach John Calipari has had two or more players selected in SIX consecutive NBA drafts dating back to 2008 with Memphis. He has three players who have been taken No. 1 overall. Following the 2013 draft, Calipari has had nine players taken in the top 10 of the draft in the last four seasons and 13 taken in the first round of the draft. With Anthony Davis going No. 1 overall in 2012, Calipari has coached three No. 1 picks in a five-year span. And his three No. 1 picks are the most by one coach in NBA Draft history.

### Calipari Draft Picks

In 21 seasons as a head coach, John Calipari has coached 28 NBA draft picks including 19 first round selections with 11 of those going in the top-10 Here's a list of all of his draft picks:

|                       |                        |
|-----------------------|------------------------|
| Eric Bledsoe          | Michael Kidd-Gilchrist |
| Antonio Burks         | Brandon Knight         |
| Marcus Camby          | Doron Lamb             |
| Rodney Carney         | DeAndre Liggins        |
| DeMarcus Cousins      | Darius Miller          |
| Anthony Davis         | Nerlens Noel           |
| Joey Dorsey           | Daniel Orton           |
| Chris Douglas-Roberts | Patrick Patterson      |
| Robert Dozier         | Lou Roe                |
| Tyreke Evans          | Derrick Rose           |
| Archie Goodwin        | Marquis Teague         |
| Josh Harrellson       | Dajuan Wagner          |
| Terrence Jones        | John Wall              |
| Enes Kanter           | Shawne Williams        |

## HEAD COACH JOHN CALIPARI



Kentucky head coach John Calipari reached the mountaintop in his third year in Lexington, guiding Kentucky to its eighth national championship and its 15th Final Four. In doing so, he claimed his first national championship and his fourth appearance in the Final Four. He is one of only two coaches to lead three different schools to a Final Four (UMass-1996; Memphis-2008; Kentucky-2011, 2012).

The Wildcats rode the trademark hard-nosed Calipari defense to the 2012 title, finishing the season as the nation's top-ranked team in field-goal percentage defense and blocked shots.

Kentucky lost three members of its 2011 Final Four team (two to the draft, one to graduation), but Calipari reloaded with the nation's top-ranked recruiting class for the third straight season. Included in the class were eventual National Player of the Year Anthony Davis and All-American Michael Kidd-Gilchrist.

En route to the national championship, Calipari guided the Wildcats to an NCAA record-tying 38 wins, a perfect 16-0 mark in the Southeastern Conference and the school's 45th SEC championship, all while extending his winning streak in Rupp Arena to 51 straight games. Calipari extended his perfect mark at home as UK's coach to 54 games before finally losing in his fourth year at Kentucky.

Upon being named head coach on April 1, 2009, Calipari continued to work his magic of resurrecting once proud programs, taking an NIT team in 2009 to the 2010 NCAA Elite Eight. Along the way he led the Wildcats to a No. 1 ranking (UK's first since 2003), the program's 44th SEC regular-season championship and 26th SEC Tournament title.

The honors continued after the 2009-10 season as Calipari became the first coach in UK history to receive the Adolph Rupp National Coach of the Year award. He then watched as five of his players were selected in the first round of the 2010 NBA Draft, the first time a school has ever produced five first-round picks. Among those picks was the first Wildcat ever taken as the No. 1 overall pick, John Wall.

In his second year in 2010-11, a season that was labeled as a "rebuilding effort," one in which Calipari and the Cats were supposed to struggle after losing an unprecedented five first-round picks in the 2010 NBA Draft, Kentucky reloaded as Calipari guided UK to its 27th SEC Tournament championship, kept his unbeaten record at Rupp Arena alive and collected his 500th career on-court win.

In his inaugural season as head coach of the Wildcats, Calipari posted his fifth straight 30-win season, the only coach in NCAA Division I history to do so. In addition to the Rupp National Coach of the Year, Calipari was also named the Associated Press SEC Coach of the Year.

When he led Kentucky back to the No. 1 spot in the country, Calipari became one of only two coaches (Frank McGuire) in NCAA history to lead three teams to a No. 1 ranking. He led UMass to a No. 1 ranking in 1995 and 1996, and he led Memphis to the No. 1 spot in the 2008 season.

Much like he did at UMass, when his players graduated at nearly 80 percent, Calipari has stressed academics. Fifteen of his last 18 seniors that came through the Memphis program earned their bachelor's degrees, and all 10 players at UK who were eligible to graduate by the end of their senior years walked away with a degree in hand.

Following a 3.4 grade-point average in the 2013 spring semester — the highest in Coach Cal's tenure at UK — the Wildcats' scholarship players posted a 3.038 GPA in the 2013 fall semester. It marked the fifth semester in the last six fall/spring semesters Coach Cal's team earned a 3.0 or better.

As someone who prides himself on helping young men reach their dreams, he has placed 29 players in the NBA during his college coaching career, including 17 over his first four seasons at Kentucky. The 17 picks over a four-season span is the most of any coach.

In 2010, five of his UK players were selected in the first round for the first time in NBA history. He followed that up with four players in the draft in 2011, six players in 2012 — the most in a two-round draft — and two more in 2013.

Overall, he's churned out 17 NBA draft picks, 13 first-rounders, two No. 1 overall selections, five top-five picks and eight lottery picks at Kentucky. Since the 2008 draft, 22 of Coach Cal's players have been taken in the NBA Draft, including 15 first-rounders.

Included in Calipari's NBA success are three No. 1 overall picks (Derrick Rose, Wall and Davis) over the last five years. No other coach has had three No. 1 picks, and 2012 was the first time two players from the same team (Davis and Kidd-Gilchrist) were taken with the top two picks in the draft.

After bringing the University of Massachusetts basketball program to national prominence in the '90s and resurrecting the Memphis basketball program in the 2000s, Calipari became the 22nd coach in UK history and seventh in the last 80 years.

Following his fourth season at UK, Calipari's overall on-court record is 568-166, the third-highest winning percentage (77.4) among active NCAA Division I coaches with 10 years experience at college basketball's Division I level, trailing only Mark Few and Roy Williams.

His 173 victories from 2008-12 are the most ever for a coach over a five-year span in Division-I history. On the NCAA Division I list for winning percentage for all coaches (minimum 10 years), Calipari is in 10th place and ahead of Mike Krzyzewski, Jim Boeheim, Bob Huggins and Lute Olson.

Calipari's eight 30-win seasons are third most for a head coach in NCAA Division I history. For his career (21 years), Calipari has 19 20-win seasons and 12 25-win campaigns.

Coach Cal started his head-coaching career at UMass in 1998, guiding a struggling program at UMass to the top of college basketball, capped off by a Final Four appearance in 1996.

At 29, when he was named head coach, Calipari began building a program from the ground up, going 10-18 his first season before posting a 17-14 record his second year (receiving a bid to the National Invitation Tournament). The Minutemen won their first Atlantic 10 championship in 1992 with a 30-5 record, including a 13-3 mark in league play. With a 77-71 overtime win over Syracuse in an East Regional second-round game, UMass made its first NCAA Sweet 16 appearance.

From there, the program skyrocketed under Coach Cal.

Calipari compiled a 193-71 record (.731) during his eight-year career at Massachusetts, including a 108-44 mark (.684) in A-10 play. In addition to five straight NCAA Tournaments and a Final Four appearance in 1996, UMass also made two appearances in the NIT, advancing to the NIT semifinals in 1991. The 1990-91 season was the first of six straight seasons in which the Minutemen won at least 20 games.

Calipari's personal 20-win streak reached the 17-season mark after 35 wins in his first year at UK and 29 in his second. All nine of his Memphis clubs won 20-plus games, along with his last six teams at UMass. In his final season at UMass, Calipari was named the 1996 Naismith National Coach of the Year and The Sporting News National Coach of the Year. He was also named the Atlantic 10 Coach of the Year for the third time in four years, as well as Basketball Times East Region Coach of the Year.

During the Minutemen's 35-2 Final Four season in 1995-96, UMass posted wins over Kentucky, Maryland, Wake Forest, Georgia Tech, Syracuse, Virginia Tech and Louisville. UMass ended the regular season ranked No. 1 in the nation in the final regular-season poll after being the top-ranked team for nine weeks earlier in the year. The Minutemen also won their first 26 games of the season, setting a school record for most consecutive wins.

In addition to his Naismith National Coach of the Year honors in 1996, Calipari was a Naismith Coach of the Year finalist in 1994 and 1995. He was the USBWA District I Coach of the Year in 1993.

Calipari left UMass in June of 1996 to become executive vice president of basketball operations and head coach of the New Jersey Nets. He led the Nets to a second-place finish in the NBA's Atlantic Division and the playoffs in 1998, ending a five-year postseason drought for the franchise. The Nets' 17-game turnaround from the previous year was the best that season in the NBA.

He became a member of the Philadelphia 76ers coaching staff in 1999, rejoining Philadelphia coach Larry Brown, for whom Calipari was an assistant at Kansas.

Calipari returned to the college game in 2000 at Memphis, where he led the Tigers to the 2008 NCAA title game. Memphis' 38 wins in 2007-08 made him the winningest coach for a single season in NCAA history. As a result, Calipari was named Naismith National Coach of the Year for a second time in his career. He is only the second coach to receive the honor multiple times since the award's inception in 1987. Krzyzewski is the other to do so.

Calipari, the 2009 Sports Illustrated National Coach of the Year, led the Tigers to nine straight 20-win campaigns and nine consecutive postseason appearances, the only Memphis coach to do that. He posted 252 wins — 28 wins per season — as the Tigers' head coach, making him the winningest coach in school history.

Calipari, who is now on the board of directors of the National Association of Basketball Coaches, began his coaching career at Kansas as a volunteer assistant under Ted Owens. In 1983, he was hired as the recruiting coordinator at the University of Vermont, but he was swayed back to the nation's heartland when Brown was hired as head coach at KU. He spent three seasons at Kansas (1982-85) before another three-year stint as an assistant coach to Paul Evans at Pittsburgh (1985-88).

The 53-year-old lettered two years at North Carolina-Wilmington before transferring to Clarion State. He played point guard at Clarion during the 1981 and 1982 seasons, leading the team in assists and free-throw percentage. The Eagles were ranked in the Division II Top 20 both years and participated in the 1981 NCAA Division II Tournament.

Calipari's foundation, The Calipari Foundation, has raised millions of dollars to help the lives of those in need in the Commonwealth and across the country, and in 2010, he used a telethon to raise more than \$1 million for victims of the devastating earthquake in Haiti. He followed that up with another telethon in 2012 that raised \$1 million for victims of Superstorm Sandy.

A year after helping raise \$350,000 for charity during the inaugural UK alumni weekend, Calipari was the driving force behind the more than \$1 million that was donated to local and national organizations during the second annual alumni weekend.

His foundation has also worked with and donated money to Samaritan's Feet, the West Liberty Recovery Fund, 4 Paws for Ability, the Starkey Hearing Foundation, the Urban League of Lexington and the V Foundation. Calipari has also headed up the EverFi Financial Literacy Program, which teaches students across Kentucky the importance of money management.

Author of the national bestseller, "Bounce Back: Overcoming Setbacks to Succeed in Business and in Life," and the soon-to-be-released "Players First," Calipari is a master of communication and maximizing talent. He lives by the motto "that it's never a matter of how far you have fallen, but instead it's about how high you bounce back."

Calipari and his wife, Ellen, have two daughters, Erin and Megan, and a son, Bradley.

# HEAD COACH JOHN CALIPARI

## NCAA Division-I Active Winningest Coaches

(On-Court By Percentage - Min. 10 yrs. at Division I level entering 2013-14 season)

| No. | Coach/Team                          | Yrs.      | Pct.        |
|-----|-------------------------------------|-----------|-------------|
| 1.  | Mark Few/Gonzaga .....              | 14        | .801        |
| 2.  | Roy Williams/UNC .....              | 25        | .795        |
| 3.  | Thad Matta/Ohio State .....         | 13        | .777        |
| 4.  | <b>John Calipari/Kentucky .....</b> | <b>21</b> | <b>.774</b> |
| 5.  | Mike Krzyzewski/Duke .....          | 38        | .763        |

## Since 2005-06...

Since the 2005-06 season, John Calipari's on-court record ranks him as the winningest coach over the last six-plus seasons. Totals through Jan. 14.

|                          |        |
|--------------------------|--------|
| 1. John Calipari .....   | 270-42 |
| 2. Bill Self .....       | 264-46 |
| 3. Mike Krzyzewski ..... | 248-54 |
| 4. Thad Matta .....      | 244-62 |
| 5. Roy Williams .....    | 240-67 |

## Miscellaneous On-Court Records

**Overall Record:** 580-170 (.773)

**March/April Record:** 122-35 (.777)

**NCAA Record:** 38-13 (.745)

**Record in Conference Games:** 262-81 (.764)

**Record in Conference Tournament:** 42-11 (.792)

- Calipari owns the most single-season wins with 38, tying his own record (Memphis, '08) in 2012 with 38 wins.
- Calipari is one of two coaches (Roy Williams) in NCAA Division-I history to have 400 or more wins in the first 16 years as a head coach. Calipari had 416 wins in his first 16 years.
- Calipari is the winningest coach in NCAA Division-I history for a five-year span with 173 victories (2008-12).
- Calipari is the first coach in NCAA Division-I history to record five-straight on-court 30-win seasons. Memphis hit the 30-win plateau from 2006-09.
- Calipari is one of only two coaches (Rick Pitino) to lead three different schools to a Final Four.
- Calipari started with a 54-0 record in Rupp Arena as head coach of the Wildcats.
- Calipari has 17 players that have been chosen in the NBA Draft (13 first-round) over the last four seasons.

## Cal in Conference

| SEC Coaches                    | Conference Championships | Tournament Championships | Conference Coach of the Year |
|--------------------------------|--------------------------|--------------------------|------------------------------|
| Anthony Grant, Alabama         | 3                        | 2                        | 1                            |
| Mike Anderson, Arkansas        | 1                        | 0                        | 1                            |
| Tony Barbee, Auburn            | 1                        | 0                        | 1                            |
| Billy Donovan, Florida         | 5                        | 3                        | 3                            |
| Mark Fox, Georgia              | 4                        | 1                        | 3                            |
| <b>John Calipari, Kentucky</b> | <b>12</b>                | <b>11</b>                | <b>7</b>                     |
| Johnny Jones, LSU              | 1                        | 2                        | 0                            |
| Frank Haith, Missouri          | 0                        | 1                        | 2                            |
| Andy Kennedy, Ole Miss         | 0                        | 1                        | 0                            |
| Rick Ray, Mississippi State    | 0                        | 1                        | 1                            |
| Frank Martin, South Carolina   | 0                        | 0                        | 1                            |
| Cuonzo Martin, Tennessee       | 1                        | 0                        | 1                            |
| Billy Kennedy, Texas A&M       | 4                        | 2                        | 3                            |
| Kevin Stallings, Vanderbilt    | 2                        | 3                        | 3                            |
| <b>TOTALS</b>                  | <b>34</b>                | <b>26</b>                | <b>27</b>                    |

## Calipari vs. All Opponents

|                               |                              |                               |                              |                                 |                             |
|-------------------------------|------------------------------|-------------------------------|------------------------------|---------------------------------|-----------------------------|
| Alabama.....5-3               | Dayton .....1-0              | Kansas.....2-3                | Murray State .....1-0        | Robert Morris .....2-1          | Tulane.....15-0             |
| Arizona.....1-1               | DePaul.....4-2               | Kansas State .....1-0         | Nevada .....1-0              | Rutgers .....11-4               | Tulsa.....11-1              |
| Arizona State .....0-1        | Detroit .....1-0             | Keene State .....1-0          | New Hampshire .....5-0       | Saint Louis .....4-3            | UAB .....14-3               |
| Arkansas.....5-5              | Drexel .....2-0              | Kentucky .....2-4             | New Mexico .....1-0          | Sam Houston State.....1-0       | UCF .....6-0                |
| Arkansas-Little Rock .....3-0 | Duke .....0-2                | Lafayette (Pa.) .....1-0      | New Orleans .....1-0         | Samford .....3-0                | UCLA .....2-1               |
| Arkansas-Pine Bluff .....1-0  | Duquesne .....11-4           | Lamar .....4-0                | North Carolina.....4-2       | Santa Clara.....1-0             | UNC Asheville.....2-0       |
| Arkansas State.....4-0        | East Carolina .....7-0       | LaSalle.....3-0               | North Carolina State.....1-0 | Savannah State .....1-0         | UNC Greensboro.....1-0      |
| Auburn .....5-0               | East Tennessee State.....3-0 | LIU-Brooklyn .....1-0         | North Texas .....1-0         | Seton Hall .....1-0             | UNC Wilmington .....1-0     |
| Austin Peay.....6-1           | Eastern Kentucky .....1-0    | Lipscomb .....1-0             | Northeastern .....2-1        | Siena.....4-0                   | USF .....9-1                |
| Baylor .....1-2               | Eastern Michigan .....2-0    | Long Beach State .....1-0     | Northern Kentucky .....1-0   | SMU .....8-0                    | Utah .....1-1               |
| Belmont.....2-0               | Fairfield .....1-0           | Louisiana-Lafayette.....2-0   | Northwestern State .....2-0  | South Carolina .....8-1         | UTEP .....6-0               |
| Boise State .....1-0          | Florida.....9-2              | Louisiana Tech.....1-1        | Notre Dame .....1-1          | South Connecticut.....1-0       | Vanderbilt.....9-3          |
| Boston University .....5-1    | Florida State .....1-1       | Louisville.....11-6           | Oakland .....1-0             | Southeastern Louisiana .....1-0 | Vermont .....2-0            |
| Boston College .....2-0       | Florida Tech.....0-1         | LSU.....5-0                   | Ohio State .....1-1          | Southern Cal .....3-0           | Villanova .....2-0          |
| Bradley.....1-0               | Fordham .....5-0             | Loyola .....1-0               | Oklahoma .....4-1            | Southern Miss.....15-4          | Virginia.....0-1            |
| Bucknell .....1-0             | Furman .....1-0              | Lowell .....2-1               | Oklahoma State .....0-2      | Southwest Texas St. ....1-0     | Virginia Tech .....2-0      |
| Buffalo.....1-0               | George Mason .....1-0        | Manhattan .....2-0            | Old Dominion .....2-0        | St. Bonaventure .....17-1       | Wake Forest .....2-1        |
| BYU .....1-0                  | Georgetown .....2-1          | Marist .....2-0               | Oral Roberts .....1-0        | St. John's .....1-0             | Washington .....1-0         |
| Cal State Northridge.....1-0  | George Washington .....8-9   | Marshall .....6-0             | Oregon State .....1-0        | St. Joseph's .....15-5          | Western Kentucky .....2-0   |
| Central Conn. St. ....2-0     | Georgia .....5-2             | Marquette.....3-1             | Pennsylvania.....3-0         | St. Mary's .....1-0             | West Virginia.....11-7      |
| Charlotte .....2-3            | Georgia Tech .....1-1        | Maryland .....5-3             | Penn State .....4-4          | St. Peter's .....1-0            | Winthrop .....2-0           |
| Chattanooga .....2-0          | Gonzaga .....4-0             | Massachusetts.....1-0         | Pepperdine.....1-0           | Stanford .....3-2               | Wisconsin-Milwaukee.....1-0 |
| Christian Brothers .....2-0   | Hartford .....2-0            | Memphis .....1-0              | Pittsburgh.....2-1           | Syracuse.....3-2                | Wofford .....1-0            |
| Cincinnati .....5-7           | Harvard .....1-0             | Miami (Fla.).....0-1          | Portland .....3-0            | TCU .....5-1                    | Xavier .....2-2             |
| Cleveland State.....3-0       | Holy Cross .....4-1          | Miami (Ohio) .....2-0         | Princeton .....2-0           | Temple.....13-11                | Yale .....1-0               |
| Coastal Carolina .....1-0     | Houston .....17-3            | Michigan State .....1-1       | Providence.....2-1           | Tennessee .....10-5             |                             |
| Colorado .....1-1             | Howard .....1-0              | Middle Tennessee.....3-0      | Purdue .....2-1              | Tennessee Martin .....4-0       |                             |
| Colorado State .....1-1       | Illinois.....1-1             | Mississippi .....8-4          | Radford .....1-0             | Tennessee Tech .....1-0         |                             |
| Connecticut.....2-4           | Indiana .....3-1             | Mississippi State .....6-0    | Rhode Island.....16-2        | Texas .....1-2                  |                             |
| Coppin State .....1-0         | Iowa .....0-1                | Mississippi Valley St.....1-0 | Rice .....4-0                | Texas A&M .....2-1              |                             |
| Cornell .....1-0              | Iowa State.....2-0           | Missouri .....2-2             | Richmond.....1-0             | Texas Arlington .....2-0        |                             |
| Dartmouth .....1-0            | Jackson State .....2-0       | Morehead State .....2-0       | Rider .....1-0               | Towson State .....1-0           |                             |

# TEAM STAT SUPERLATIVES UNDER CALIPARI

## TEAM

### Most Points Scored

|                            |                 |
|----------------------------|-----------------|
| 1. 108 Marist,             | 11/11/11        |
| 2. <b>105 UT Arlington</b> | <b>11/19/13</b> |
| 3. 104 LIU Brooklyn,       | 11/23/12        |
| 104 Hartford,              | 12/29/09        |
| 5. 102 Sam HoustonSt.,     | 11/19/09        |
| 102 Indiana,               | 3/23/12         |

### Fewest Points Allowed

|                         |          |
|-------------------------|----------|
| 1. 38 Eastern Michigan, | 1/2/13   |
| 2. 40 Radford,          | 11/23/11 |
| 3. 44 at Georgia,       | 1/24/12  |
| 44 vs. Tennessee,       | 1/31/12  |
| 44 vs. LSU,             | 1/15/11  |
| 44 vs. Drexel,          | 12/21/09 |

### Field goals made

|                       |          |
|-----------------------|----------|
| 1. 46 Marist,         | 11/11/11 |
| 2. 42 LIU Brooklyn,   | 11/23/12 |
| 3. 41 Hartford,       | 12/29/09 |
| 4. 40 Lafayette,      | 11/16/12 |
| 5. 38 vs Wake Forest, | 3/20/10  |

### Field goals attempted

|                    |          |
|--------------------|----------|
| 1. 77 Arkansas,    | 1/23/10  |
| 2. 75 Marist,      | 11/11/11 |
| 3. 71 at Arkansas, | 2/23/11  |
| 71 at Georgia,     | 1/08/11  |
| 5. 70 LSU,         | 1/15/11  |
| 70 at Florida,     | 1/12/10  |

### Field-goal percentage (20 made)

|                           |                        |
|---------------------------|------------------------|
| 1. .697 LIU Brooklyn,     | 11/23/12 (42-62)       |
| 2. .645 Lafayette,        | 11/16/12 (40-62)       |
| 3. <b>.643 Providence</b> | <b>12/1/13 (27-42)</b> |
| 4. .614 South Carolina    | 2/5/13 (27-44)         |
| 5. .613 Marist,           | 11/11/11 (46-75)       |

### 3-point field goals made

|                             |          |
|-----------------------------|----------|
| 1. 15 vs. Georgia,          | 3/1/12   |
| 15 vs East Tennessee State, | 3/18/10  |
| 3. 14 Hartford,             | 12/29/09 |
| 4. 13 East Tennessee State, | 11/12/10 |
| 5. 12 Chattanooga,          | 12/17/11 |
| 12 vs North Carolina,       | 3/27/11  |
| 12 Winthrop University,     | 12/22/10 |
| 12 Vanderbilt,              | 1/30/10  |

### 3-point field goals attempted

|                             |          |
|-----------------------------|----------|
| 1. 33 Chattanooga,          | 12/17/11 |
| 33 vs East Tennessee State, | 3/18/10  |
| 33 Arkansas,                | 1/23/10  |
| 4. 32 vs West Virginia,     | 3/27/10  |
| 5. 28 Hartford,             | 12/29/09 |
| 28 Vanderbilt,              | 3/11/12  |

### 3-point FG percentage (10 made)

|                         |                  |
|-------------------------|------------------|
| 1. .625 Boston,         | 11/30/10 (10-16) |
| 2. .579 Lafayette       | 11/16/12 (11-19) |
| 3. .556 vs. Georgia,    | 3/1/12 (15-27)   |
| .556 Ole Miss,          | 2/18/12 (10-18)  |
| 5. .550 South Carolina, | 2/19/11 (11-20)  |

### Free throws made

|                                 |                |
|---------------------------------|----------------|
| 1. 35 vs. Indiana,              | 3/23/12        |
| 2. 32 Louisville,               | 12/31/11       |
| 3. <b>30, vs. UNC Asheville</b> | <b>11/8/13</b> |
| 30 vs. Baylor,                  | 3/25/12        |
| 5. 31 vs. Morehead State        | 11/21/12       |
| 31 Indiana,                     | 12/11/10       |

### Free throws attempted

|                                |                 |
|--------------------------------|-----------------|
| 1. <b>48 vs. UNC Asheville</b> | <b>11/8/13</b>  |
| 2. 44 at Indiana,              | 12/11/10        |
| 44 vs. Baylor                  | 3/25/12         |
| 4. <b>43 at North Carolina</b> | <b>12/14/13</b> |
| 43 at Louisville,              | 12/31/11        |

### Free-throw percentage (10 made)

|                    |                  |
|--------------------|------------------|
| 1. 1,000 Florida,  | 2/7/12 (11-11)   |
| 1,000 Austin Peay, | 12/19/09 (18-18) |
| 3. .946 Indiana    | 3/23/12 (30-44)  |
| 4. .895 Drexel,    | 12/21/09 (17-19) |
| 5. .889 Tennessee, | 1/31/12 (24-27)  |

### Most rebounds

|                                      |                 |
|--------------------------------------|-----------------|
| 1. 59 Arkansas,                      | 1/23/10         |
| 2. 57 Louisville ,                   | 12/31/12        |
| 3. <b>56 Robert Morris,</b>          | <b>11/17/13</b> |
| 4. 53 at LSU,                        | 2/06/10         |
| 5. <b>52, three times</b>            |                 |
| <b>Most recent: Eastern Michigan</b> | <b>11/27/13</b> |

### Most assists

|                                |          |
|--------------------------------|----------|
| 1. 30 Hartford,                | 12/29/09 |
| 2. 28 LIU Brooklyn,            | 11/23/12 |
| 28 vs UNC-Asheville,           | 11/30/09 |
| 4. 27 vs East Tennessee State, | 3/18/10  |
| 5. 24 Marist,                  | 11/11/11 |

### Most steals

|                      |          |
|----------------------|----------|
| 1. 15 vs. Lafayette, | 11/16/12 |
| 2. 13 vs. UConn,     | 12/09/09 |
| 3. 12 vs. Lipscomb   | 12/15/12 |
| 12 vs. Portland,     | 11/26/11 |
| 12 vs. Cornell,      | 3/25/10  |
| 12 vs. Georgia,      | 1/09/10  |
| 12 vs UNC-Asheville, | 11/30/09 |

### Most blocked shots

|                   |          |
|-------------------|----------|
| 1. 18 St. John's, | 12/1/11  |
| 2. 14 at Georgia, | 3/03/10  |
| 3. 13 at Ole Miss | 1/29/13  |
| 13 Arkansas,      | 1/17/12  |
| 13 vs. Kansas,    | 11/15/11 |
| 13 Marist,        | 11/11/11 |

### Fewest turnovers

|                         |          |
|-------------------------|----------|
| 1. 3 at South Carolina, | 2/4/12   |
| 2. 4 vs. Portland,      | 11/26/11 |
| 3. 6 at Vanderbilt,     | 2/11/12  |
| 6 at LSU,               | 1/28/12, |
| 6 vs. Florida,          | 3/13/11  |
| 6 vs. Indiana,          | 12/11/10 |

# INDIVIDUAL STAT SUPERLATIVES UNDER CALIPARI

## INDIVIDUAL

### Most points

|    |    |                                  |                 |
|----|----|----------------------------------|-----------------|
| 1. | 35 | Terrence Jones vs. Auburn        | 1/11/11         |
| 2. | 32 | Doron Lamb vs. Winthrop          | 12/22/10        |
| 3. | 30 | Brandon Knight vs. W. Virginia   | 3/19/11         |
| 4. | 29 | <b>Julius Randle vs. Belmont</b> | <b>12/21/13</b> |
|    | 29 | Eric Bledsoe vs. E. Tenn. St.    | 03/18/10        |
|    | 29 | Terrence Jones vs. Oklahoma      | 11/22/10        |

### Field goals made

|    |    |                             |          |
|----|----|-----------------------------|----------|
| 1. | 12 | Terrence Jones vs. Oklahoma | 11/22/10 |
| 2. | 11 | Doron Lamb vs. Winthrop     | 12/22/10 |
|    | 11 | Terrence Jones vs. Auburn   | 1/11/11  |
| 4. | 10 | 15 tied                     |          |

### Field goals attempted

|    |    |                                 |          |
|----|----|---------------------------------|----------|
| 1. | 23 | Brandon Knight at Arkansas      | 2/23/11  |
|    | 23 | Brandon Knight vs. UConn        | 4/02/11  |
| 3. | 20 | Brandon Knight vs. W. Virginia  | 3/19/11  |
| 4. | 19 | Terrence Jones vs. E. Tenn. St. | 11/12/10 |
|    | 19 | Kyle Wiltjer at Ole Miss        | 1/29/13  |

### Field-goal percentage (8 made)

|    |      |  |                 |
|----|------|--|-----------------|
| 1. | .917 | Doron Lamb vs. Winthrop                    | 2/22/10 (11-12) |
| 2. | .909 | Anthony Davis vs. Vanderbilt               | 2/25/12 (10-11) |
| 3. | .900 | Alex Poythress vs. Lafayette               | 11/16/12 (9-10) |
|    | .900 | DeMarcus Cousins vs. Wake Forest           | 3/20/10 (9-10)  |
|    | .900 | Anthony Davis at South Carolina            | 2/4/12 (9-10)   |
|    | .900 | Patrick Patterson vs. East Tennessee State | 3/18/10 (9-10)  |

### 3-point field goals made

|    |   |                                  |          |
|----|---|----------------------------------|----------|
| 1. | 8 | Eric Bledsoe vs. East Tenn. St.  | 3/18/10  |
| 2. | 7 | Doron Lamb vs. Winthrop          | 12/22/10 |
|    | 7 | Kyle Wiltjer vs. Lafayette       | 11/16/12 |
|    | 7 | Kyle Wiltjer vs. Lipscomb        | 12/15/12 |
| 5. | 6 | Darius Miller vs. South Carolina | 2/19/11  |
|    | 6 | Darnell Dodson vs. Hartford      | 12/29/09 |

### 3-point field goals attempted

|    |    |                                       |                 |
|----|----|---------------------------------------|-----------------|
| 1. | 12 | Kyle Wiltjer at Ole Miss              | 1/29/13         |
| 2. | 11 | Kyle Wiltjer vs. Lafayette            | 11/16/12        |
|    | 11 | Brandon Knight vs. North Carolina     | 3/27/11         |
|    | 11 | Brandon Knight vs. UConn              | 4/02/11         |
|    | 11 | <b>James Young vs. Boise State</b>    | <b>12/10/13</b> |
|    | 11 | <b>James Young vs. Michigan State</b> | <b>11/12/13</b> |

### 3-point FG percentage (6 made)

|    |      |                                       |                 |
|----|------|---------------------------------------|-----------------|
| 1. | .889 | Eric Bledsoe vs. East Tennessee State | 3/18/10 (8-9)   |
| 2. | .875 | Doron Lamb vs. Winthrop               | 12/22/10 (7-8)  |
| 3. | .778 | Kyle Wiltjer vs. Lipscomb             | 12/15/12 (7-9)  |
| 4. | .750 | Darius Miller vs. South Carolina      | 2/19/11 (6-8)   |
| 5. | .636 | Kyle Wiltjer vs. Lafayette            | 11/16/12 (7-11) |

### Free throws made

|    |    |   |                 |
|----|----|---|-----------------|
| 1. | 13 | <b>Julius Randle vs. Belmont</b>                    | <b>12/21/13</b> |
| 2. | 12 | Archie Goodwin at Ole Miss                          | 1/29/13         |
|    | 12 | Archie Goodwin vs. Morehead State                   | 11/21/12        |
|    | 12 | Anthony Davis vs. Louisville                        | 12/31/11        |
| 5. | 11 | Three times   |                 |
|    |    | <b>Most Recent: Julius Randle vs. UNC Asheville</b> | <b>11/8/13</b>  |

### Free throws attempted

|    |    |  |                 |
|----|----|--|-----------------|
| 1. | 19 | <b>Julius Randle vs. Belmont</b>         | <b>12/21/13</b> |
| 2. | 17 | <b>Andrew Harrison at North Carolina</b> | <b>12/14/13</b> |
|    | 17 | Archie Goodwin vs. Morehead State        | 11/21/12        |
|    | 17 | DeMarcus Cousins vs. Tennessee           | 3/13/10         |
| 5. | 16 | Deandre Liggins vs. Indiana              | 12/11/10        |
|    | 16 | Terrence Jones vs. St. Johns             | 12/1/11         |

### Free-throw percentage (6 made)

|    |       |  |                         |
|----|-------|--|-------------------------|
| 1. | 1.000 | 24 tied  |                         |
|    |       | <b>Most Recent: Andrew Harrison vs. Providence</b> | <b>12/1/13 (8-8)</b>    |
|    |       | Most FT Made: Michael Kidd-Gilchrist vs. Indiana   | 3/23/12 (10-10)         |
|    |       | <b>Aaron Harrison vs. RMU</b>                      | <b>11/17/13 (10-10)</b> |

### Most rebounds

|    |    |                                       |          |
|----|----|---------------------------------------|----------|
| 1. | 19 | Michael Kidd-Gilchrist vs. Louisville | 12/31/11 |
| 2. | 18 | DeMarcus Cousins vs. Louisville       | 1/02/10  |
|    | 18 | DeMarcus Cousins vs. Sam Houston      | 11/19/09 |
|    | 18 | Anthony Davis vs. Chattanooga         | 12/17/11 |
|    | 18 | Patrick Patterson vs. Rider           | 11/21/09 |

### Most assists

|    |    |                                    |          |
|----|----|------------------------------------|----------|
| 1. | 16 | John Wall vs. Hartford             | 12/29/09 |
| 2. | 14 | John Wall vs. UNC Asheville        | 11/30/09 |
| 3. | 11 | John Wall vs. East Tennessee State | 3/18/10  |
|    | 11 | John Wall vs. Rider                | 11/21/09 |
| 5. | 10 | Julius Mays vs. Lafayette          | 11/16/12 |
|    | 10 | Marquis Teague vs. Florida         | 2/7/12   |


### Most steals

|    |   |                                 |          |
|----|---|---------------------------------|----------|
| 1. | 6 | Nerlens Noel vs. Baylor         | 12/1/12  |
|    | 6 | John Wall vs. UNC Asheville     | 11/30/09 |
|    | 6 | John Wall vs. UConn             | 12/09/09 |
| 4. | 5 | Darius Miller at Portland       | 11/19/10 |
|    | 5 | Deandre Liggins vs. Tennessee   | 2/08/11  |
|    | 5 | John Wall vs. Mississippi State | 3/14/10  |

### Most blocked shots

|    |    |  |                 |
|----|----|--|-----------------|
| 1. | 12 | Nerlens Noel at Ole Miss                   | 1/29/13         |
| 2. | 9  | <b>Willie Cauley-Stein vs. Providence</b>  | <b>12/1/13</b>  |
|    | 9. | <b>Willie Cauley-Stein vs. Boise State</b> | <b>12/10/13</b> |
| 4. | 8  | Nerlens Noel at Alabama                    | 1/22/13         |
|    | 8  | Anthony Davis vs. St. Johns                | 12/1/11         |
|    | 8  | Anthony Davis at South Carolina            | 2/4/12          |

# PLAYER BIOS



## Willie Cauley-Stein

So. • Forward • 7-0 • 244

Olathe, Kan.

Northwest

@TrillGeta15

15

**2013-14 Season:** Led UK with 15 points and six rebounds as the Wildcats knocked off Vanderbilt on the road ... Tallied 12 points to go along with four rebounds in UK's win over Mississippi State ... Snatched 10 rebounds in UK's win over Louisville ... Scored a season-best 16 points and grabbed seven boards in UK's win over Belmont ... Pulled down 12 rebounds and swatted five shots on the road at North Carolina ... Tied a career best in blocks with nine as UK grabbed a win over Boise State ... Neared a triple-double with 15 points, eight rebounds and nine blocks in UK's win over Providence ... Notched 15 points and eight rebounds while tying his career high in blocks with seven in UK's win over Eastern Michigan ... Scored 11 points in 30 minutes of action vs. Cleveland State ... Recorded his first double-double of the year with 14 points and 10 rebounds against UT Arlington ... Grabbed a career-high 13 rebounds vs. Robert Morris ... Pulled down seven rebounds vs. Michigan State ... Tallied seven points to go along with 11 rebounds in UK's win over Northern Kentucky ... Averaged 9.5 points, 5.5 rebounds and 5.0 blocks per outing in UK's two exhibition contests ... Earned preseason accolades as a second-team All-SEC selection by the media ... CBS Sports tabbed him to its preseason third team All-America squad.

**Career:** Named to the All-SEC Freshman team in 2012-13 ... A two-time All-SEC Freshman of the Week honoree ... Averaged 8.3 points and 6.2 rebounds in his first season in the Blue and White ... Ranked fourth in field-goal percentage, seventh in blocked shots, 12th in rebounding and 33rd in scoring in the UK freshman record books for first-year players ... Ranked the 10th best center in the country by Scout.com and ESPNU Recruiting and the sixth best by Rivals.com ... Ranked 20th overall by Scout, while ESPNU rated him at 32nd and Rivals at 39th.

### Cauley-Stein's Season & Career Highs

| 2013-14 Season                      |            | Career                              |
|-------------------------------------|------------|-------------------------------------|
| 16, vs. Belmont (12/21/13)          | Pts.       | 20, vs. Vanderbilt (2/20/13)        |
| 13, vs. Robert Morris (11/17/13)    | Rebs.      | 13, vs. Robert Morris (11/17/13)    |
| 8, vs. Belmont (12/21/13)           | FG Made    | 8, twice                            |
| 12, vs. Eastern Michigan (11/27/13) | FG Atts.   | 12, vs. Eastern Michigan (11/27/13) |
| -                                   | 3-FG Made  | -                                   |
| -                                   | 3-FG Atts. | -                                   |
| 5, vs. Cleveland State (11/25/13)   | FTs Made   | 5, vs. Cleveland State (11/25/13)   |
| 7, twice                            | FTs Atts.  | 8, at Arkansas (3/2/13)             |
| 4, vs. UNC Asheville (11/8/13)      | Assists    | 4, three times                      |
| 3, vs. UNC Asheville (11/8/13)      | Steals     | 3, three times                      |
| 9, twice                            | Blocks     | 9, twice                            |
| 36, vs. Providence (12/1/13)        | Minutes    | 37, at Arkansas (3/2/13)            |

### Cauley-Stein's Misc. Stats

| Category                   | 2013-14 | Career |
|----------------------------|---------|--------|
| Dunks                      | 24      | 76     |
| Double-Figure Scoring      | 7       | 18     |
| Double-Figure Rebounding   | 5       | 10     |
| Double-Doubles             | 1       | 5      |
| Games led UK in Scoring    | 1       | 2      |
| Games led UK in Rebounding | 4       | 13     |
| Games led UK in Blocks     | 11      | 24     |
| Games with 3+ Assists      | 1       | 3      |
| Games with 3+ Blocks       | 8       | 18     |
| Games with 3+ Steals       | 1       | 4      |
| Games with 3+ 3-Pointers   | -       | -      |

### Cauley-Stein Game-By-Game

| Opponent      | Min.     | FG-A | Pct.  | 3P-A | Pct. | FT-A | Pct.  | O-D-T  | PF | A | TO | B | St. | Pts. |
|---------------|----------|------|-------|------|------|------|-------|--------|----|---|----|---|-----|------|
| UNC-Ash.      | 18 Start | 1-3  | .333  | 0-0  | .000 | 1-2  | .500  | 4-2-6  | 3  | 4 | 0  | 4 | 3   | 3    |
| NKU           | 20 Start | 3-5  | .600  | 0-0  | .000 | 1-2  | .500  | 5-6-11 | 2  | 0 | 0  | 0 | 1   | 7    |
| Mich. St.     | 27 Start | 2-4  | .500  | 0-0  | .000 | 1-3  | .333  | 3-4-7  | 2  | 0 | 1  | 2 | 0   | 5    |
| R. Morris     | 25       | 2-4  | .500  | 0-0  | .000 | 3-6  | .500  | 4-9-13 | 2  | 2 | 2  | 4 | 1   | 7    |
| UT Arlington  | 24       | 6-8  | .750  | 0-0  | .000 | 2-3  | .667  | 4-6-10 | 4  | 1 | 0  | 1 | 2   | 14   |
| Cleveland St. | 30       | 3-6  | .500  | 0-0  | .000 | 5-7  | .714  | 1-3-4  | 1  | 0 | 0  | 4 | 2   | 11   |
| E. Michigan   | 25       | 6-12 | .500  | 0-0  | .000 | 3-7  | .429  | 3-5-8  | 2  | 2 | 2  | 7 | 1   | 15   |
| Providence*   | 36 Start | 7-8  | .875  | 0-0  | .000 | 1-1  | 1.000 | 3-5-8  | 4  | 1 | 1  | 9 | 0   | 15   |
| Baylor        | 33 Start | 4-7  | .571  | 0-0  | .000 | 0-2  | .000  | 1-2-3  | 2  | 2 | 0  | 3 | 0   | 8    |
| Boise St.     | 25 Start | 3-3  | 1.000 | 0-0  | .000 | 0-2  | .000  | 4-3-7  | 2  | 0 | 2  | 9 | 1   | 6    |
| UNC           | 29 Start | 2-3  | .667  | 0-0  | .000 | 1-2  | .500  | 5-7-12 | 4  | 1 | 4  | 5 | 2   | 5    |
| Belmont       | 31 Start | 8-10 | .800  | 0-0  | .000 | 0-0  | .000  | 4-3-7  | 1  | 1 | 1  | 2 | 0   | 16   |
| L'Ville       | 35 Start | 1-3  | .333  | 0-0  | .000 | 0-0  | .000  | 3-7-10 | 4  | 0 | 0  | 3 | 1   | 2    |
| Miss. State   | 25 Start | 5-6  | .833  | 0-0  | .000 | 2-5  | .400  | 2-2-4  | 2  | 1 | 0  | 2 | 1   | 12   |
| Vandy         | 31 Start | 7-9  | .778  | 0-0  | .000 | 1-4  | .250  | 2-4-6  | 2  | 0 | 1  | 1 | 2   | 15   |
| Arkansas      | 18 Start | 1-2  | .500  | 0-0  | .000 | 0-0  | .000  | 0-6-6  | 5  | 0 | 0  | 1 | 0   | 2    |
| Tennessee     |          |      |       |      |      |      |       |        |    |   |    |   |     |      |
| Texas A&M     |          |      |       |      |      |      |       |        |    |   |    |   |     |      |
| Georgia       |          |      |       |      |      |      |       |        |    |   |    |   |     |      |
| LSU           |          |      |       |      |      |      |       |        |    |   |    |   |     |      |
| Mizzou        |          |      |       |      |      |      |       |        |    |   |    |   |     |      |
| Ole Miss      |          |      |       |      |      |      |       |        |    |   |    |   |     |      |
| Miss. State   |          |      |       |      |      |      |       |        |    |   |    |   |     |      |
| Auburn        |          |      |       |      |      |      |       |        |    |   |    |   |     |      |
| Florida       |          |      |       |      |      |      |       |        |    |   |    |   |     |      |
| Ole Miss      |          |      |       |      |      |      |       |        |    |   |    |   |     |      |
| LSU           |          |      |       |      |      |      |       |        |    |   |    |   |     |      |
| Arkansas      |          |      |       |      |      |      |       |        |    |   |    |   |     |      |
| S. Carolina   |          |      |       |      |      |      |       |        |    |   |    |   |     |      |
| Alabama       |          |      |       |      |      |      |       |        |    |   |    |   |     |      |
| Florida       |          |      |       |      |      |      |       |        |    |   |    |   |     |      |


### Cauley-Stein's Career Stats

| Year         | GP-S         | Min.-Avg.        | FG-A           | Pct.        | 3FG-A      | Pct.        | FT-A          | Pct.        | Reb.-Avg.      | PF-D         | A         | TO        | Blk        | Stl       | Pts.-Avg       |
|--------------|--------------|------------------|----------------|-------------|------------|-------------|---------------|-------------|----------------|--------------|-----------|-----------|------------|-----------|----------------|
| 2012-13      | 29-14        | 683-23.6         | 105-169        | .621        | 0-0        | .000        | 32-86         | .372        | 179-6.2        | 70-2         | 27        | 48        | 60         | 24        | 242-8.3        |
| 2013-14      | 16-12        | 432-27.0         | 61-93          | .656        | 0-0        | .000        | 21-46         | .457        | 122-7.6        | 42-1         | 15        | 14        | 57         | 17        | 143-8.9        |
| <b>TOTAL</b> | <b>45-26</b> | <b>1115-24.8</b> | <b>166-262</b> | <b>.634</b> | <b>0-0</b> | <b>.000</b> | <b>53-132</b> | <b>.402</b> | <b>301-6.7</b> | <b>112-3</b> | <b>42</b> | <b>62</b> | <b>117</b> | <b>41</b> | <b>385-8.6</b> |

### Cauley-Stein's Career SEC Stats

| Year         | GP-S         | Min.-Avg.       | FG-A          | Pct.        | 3FG-A      | Pct.        | FT-A         | Pct.        | Reb.-Avg.      | PF-D        | A         | TO        | Blk       | Stl       | Pts.-Avg       |
|--------------|--------------|-----------------|---------------|-------------|------------|-------------|--------------|-------------|----------------|-------------|-----------|-----------|-----------|-----------|----------------|
| 2012-13      | 14-10        | 351-25.1        | 54-84         | .643        | 0-0        | .000        | 17-47        | .362        | 89-6.4         | 40-2        | 12        | 28        | 31        | 10        | 125-8.9        |
| 2013-14      | 3-3          | 74-24.7         | 13-17         | .765        | 0-0        | .000        | 3-9          | .333        | 16-5.3         | 9-1         | 1         | 1         | 4         | 3         | 29-9.7         |
| <b>TOTAL</b> | <b>17-13</b> | <b>425-25.0</b> | <b>67-101</b> | <b>.663</b> | <b>0-0</b> | <b>.000</b> | <b>20-56</b> | <b>.357</b> | <b>105-6.2</b> | <b>49-3</b> | <b>13</b> | <b>29</b> | <b>35</b> | <b>13</b> | <b>154-9.1</b> |

# PLAYER BIOS



## EJ Floreal

Fr. • Guard • 6-3 • 195

Palo Alto, Calif.

Dunbar

@BouncyE\_24

24

**2013-14 Season:** Saw his first career conference action with a minute against Mississippi State ... Scored two points on a dunk and added a steal and block in Kentucky's win over Robert Morris ... Logged a bucket and a steal in two minutes of action in UK's exhibition win over Transylvania ... Earned a spot on the team as a walk-on player.

**Career:** Averaged 12.9 points and 10.5 rebounds per game in one season with Paul Dunbar in Lexington ... Was a second-team All-City selection in his senior season ... Also ran track at Dunbar where he finished fourth in the 100 meters (10.98 seconds) and third in the 200 (21.37) in the Class 3-A state meet ... Previously attended high school in Palo Alto, Calif., where he earned league MVP honors and was an All-League performer ... Son of UK's track and field coach, Edrick Floreal ... Both of his parents were Olympic athletes.

## Floreal's Season & Career Highs

| 2013-14 Season                  |            | Career                          |
|---------------------------------|------------|---------------------------------|
| 2, vs. Robert Morris (11/17/13) | Pts.       | 2, vs. Robert Morris (11/17/13) |
| 1, vs. Robert Morris (11/17/13) | Rebs.      | 1, vs. Robert Morris (11/17/13) |
| 1, vs. Robert Morris (11/17/13) | FG Made    | 1, vs. Robert Morris (11/17/13) |
| 1, vs. Robert Morris (11/17/13) | FG Atts.   | 1, vs. Robert Morris (11/17/13) |
| -                               | 3-FG Made  | -                               |
| -                               | 3-FG Atts. | -                               |
| -                               | FTs Made   | -                               |
| -                               | FTs Atts.  | -                               |
| -                               | Assists    | -                               |
| 1, vs. Robert Morris (11/17/13) | Steals     | 1, vs. Robert Morris (11/17/13) |
| 1, vs. Robert Morris (11/17/13) | Blocks     | 1, vs. Robert Morris (11/17/13) |
| 2, vs. Robert Morris (11/17/13) | Minutes    | 2, vs. Robert Morris (11/17/13) |

## Floreal's Misc. Stats

| Category                   | 2013-14 | Career |
|----------------------------|---------|--------|
| Dunks                      | 1       | 1      |
| Double-Figure Scoring      | -       | -      |
| Double-Figure Rebounding   | -       | -      |
| Double-Doubles             | -       | -      |
| Games led UK in Scoring    | -       | -      |
| Games led UK in Rebounding | -       | -      |
| Games led UK in Assists    | -       | -      |
| Games with 3+ Assists      | -       | -      |
| Games with 3+ Blocks       | -       | -      |
| Games with 3+ Steals       | -       | -      |
| Games with 3+ 3-Pointers   | -       | -      |

## Floreal Game-By-Game

| Opponent      | Min. | FG-A | Pct.  | 3P-A | Pct. | FT-A | Pct. | O-D-T | PF | A | TO | B | Stl. | Pts. |
|---------------|------|------|-------|------|------|------|------|-------|----|---|----|---|------|------|
| UNC-Ash.      |      |      |       |      |      | DNP  |      |       |    |   |    |   |      |      |
| NKU           |      |      |       |      |      | DNP  |      |       |    |   |    |   |      |      |
| Mich. St.     |      |      |       |      |      | DNP  |      |       |    |   |    |   |      |      |
| R. Morris     | 2    | 1-1  | 1.000 | 0-0  | .000 | 0-0  | .000 | 0-1-1 | 1  | 0 | 0  | 1 | 1    | 2    |
| UT Arlington  |      |      |       |      |      | DNP  |      |       |    |   |    |   |      |      |
| Cleveland St. |      |      |       |      |      | DNP  |      |       |    |   |    |   |      |      |
| E. Michigan   |      |      |       |      |      | DNP  |      |       |    |   |    |   |      |      |
| Providence    |      |      |       |      |      | DNP  |      |       |    |   |    |   |      |      |
| Baylor        |      |      |       |      |      | DNP  |      |       |    |   |    |   |      |      |
| Boise St.     |      |      |       |      |      | DNP  |      |       |    |   |    |   |      |      |
| UNC           |      |      |       |      |      | DNP  |      |       |    |   |    |   |      |      |
| Belmont       |      |      |       |      |      | DNP  |      |       |    |   |    |   |      |      |
| L'Ville       |      |      |       |      |      | DNP  |      |       |    |   |    |   |      |      |
| Miss. State   | 1    | 0-0  | .000  | 0-0  | .000 | 0-0  | .000 | 0-0-0 | 0  | 0 | 0  | 0 | 0    | 0    |
| Vandy         |      |      |       |      |      | DNP  |      |       |    |   |    |   |      |      |
| Arkansas      |      |      |       |      |      | DNP  |      |       |    |   |    |   |      |      |
| Tennessee     |      |      |       |      |      |      |      |       |    |   |    |   |      |      |
| Texas A&M     |      |      |       |      |      |      |      |       |    |   |    |   |      |      |
| Georgia       |      |      |       |      |      |      |      |       |    |   |    |   |      |      |
| LSU           |      |      |       |      |      |      |      |       |    |   |    |   |      |      |
| Mizzou        |      |      |       |      |      |      |      |       |    |   |    |   |      |      |
| Ole Miss      |      |      |       |      |      |      |      |       |    |   |    |   |      |      |
| Miss. State   |      |      |       |      |      |      |      |       |    |   |    |   |      |      |
| Auburn        |      |      |       |      |      |      |      |       |    |   |    |   |      |      |
| Florida       |      |      |       |      |      |      |      |       |    |   |    |   |      |      |
| Ole Miss      |      |      |       |      |      |      |      |       |    |   |    |   |      |      |
| LSU           |      |      |       |      |      |      |      |       |    |   |    |   |      |      |
| Arkansas      |      |      |       |      |      |      |      |       |    |   |    |   |      |      |
| S. Carolina   |      |      |       |      |      |      |      |       |    |   |    |   |      |      |
| Alabama       |      |      |       |      |      |      |      |       |    |   |    |   |      |      |
| Florida       |      |      |       |      |      |      |      |       |    |   |    |   |      |      |


## Floreal's Career Stats

| Year    | GP-S | Min.-Avg. | FG-A | Pct.  | 3FG-A | Pct. | FT-A | Pct. | Reb.-Avg. | PF-D | A | TO | Blk | Stl | Pts.-Avg |
|---------|------|-----------|------|-------|-------|------|------|------|-----------|------|---|----|-----|-----|----------|
| 2013-14 | 2-0  | 3-1.5     | 1-1  | 1.000 | 0-0   | .000 | 0-0  | .000 | 1-0.5     | 1-0  | 0 | 0  | 1   | 1   | 2-1.0    |

## Floreal's Career SEC Stats

| Year    | GP-S | Min.-Avg. | FG-A | Pct. | 3FG-A | Pct. | FT-A | Pct. | Reb.-Avg. | PF-D | A | TO | Blk | Stl | Pts.-Avg |
|---------|------|-----------|------|------|-------|------|------|------|-----------|------|---|----|-----|-----|----------|
| 2013-14 | 1-0  | 1-1.0     | 0-0  | .000 | 0-0   | .000 | 0-0  | .000 | 0-0.0     | 0-0  | 0 | 0  | 0   | 0   | 0-0.0    |
| TOTAL   | 1-0  | 1-1.0     | 0-0  | .000 | 0-0   | .000 | 0-0  | .000 | 0-0.0     | 0-0  | 0 | 0  | 0   | 0   | 0-0.0    |

# PLAYER BIOS



## Aaron Harrison

Fr. • Guard • 6-6 • 218

Richmond, Texas

Travis

@AaronICE2

2

**2013-14 Season:** Tallied 16 points in Kentucky's 87-85 loss at Arkansas ... Scored 14 points and pulled down four rebounds as UK defeated Vanderbilt ... Recorded 10 points and four rebounds in a win over Louisville ... Notched more than 20 points for a second consecutive game with 23 points, six boards and a career-high seven assists in UK's win over Belmont ... Tallied 20 points in just 24 minutes of action on the road at North Carolina ... Scored 13 points and swiped three steals in UK's win over Boise State ... Drained three 3s, scoring 15 points, while dishing out a season-best six assists vs. Baylor ... Tabbed SEC Freshman of the Week after averaging 18.5 points, five rebounds and three assists in wins over Eastern Michigan and Providence ... Scored 22 points and pulled down seven rebounds in Kentucky's win over Eastern Michigan ... Tallied 11 points in UK's win over Cleveland State ... Notched a career-high 28 points, including shooting a perfect 10-for-10 from the free throw line, in Kentucky's win over Robert Morris ... Scored 16 points in Kentucky's win over Northern Kentucky ... Posted 10 points and four steals in UK's win over UNC Asheville ... One of four UK freshmen named to the Wayman Tisdale Preseason watch list for the National Freshman of the Year award ... Averaged 9.0 points, 4.0 rebounds and 4.5 assists in two exhibition contests ... Had seven assists and no turnovers in the win over Montevallo.

**Career:** Averaged 23.1 points, 5.2 rebounds and 2.5 assists in helping lead Travis to a state title in his senior season ... He averaged 18.1 points, 4.7 rebounds, 2.7 assists and 2.6 steals, leading his team to a 36-4 record and 5A State Championship game in 2011-12 ... His twin brother, Andrew, is also a member of the Wildcats' roster ... The oldest of the Harrison twins by a minute, Aaron was ranked the No. 1 shooting guard in the country by all three recruiting services, while Rivals and Scout both ranked him the fourth overall prospect in the country ... ESPNU Recruiting ranked him fifth.

## Harrison's Season & Career Highs

| 2013-14 Season                     |            | Career                             |
|------------------------------------|------------|------------------------------------|
| 28, vs. Robert Morris (11/17/13)   | Pts.       | 28, vs. Robert Morris (11/17/13)   |
| 7, vs. Eastern Michigan (11/27/13) | Rebs.      | 7, vs. Eastern Michigan (11/27/13) |
| 8, vs. North Carolina (12/14/13)   | FG Made    | 8, vs. North Carolina (12/14/13)   |
| 16, vs. Belmont (12/21/13)         | FG Atts.   | 16, vs. Belmont (12/21/13)         |
| 4, vs. Robert Morris (11/17/13)    | 3-FG Made  | 4, vs. Robert Morris (11/17/13)    |
| 7, twice                           | 3-FG Atts. | 7, twice                           |
| 10, vs. Robert Morris (11/17/13)   | FTs Made   | 10, vs. Robert Morris (11/17/13)   |
| 11, twice                          | FTs Atts.  | 11, twice                          |
| 7, vs. Belmont (12/21/13)          | Assists    | 7, vs. Belmont (12/21/13)          |
| 4, vs. UNC Asheville (11/8/13)     | Steals     | 4, vs. UNC Asheville (11/8/13)     |
| 1, six times                       | Blocks     | 1, six times                       |
| 38, twice                          | Minutes    | 38, twice                          |

## Harrison's Misc. Stats

| Category                   | 2013-14 | Career |
|----------------------------|---------|--------|
| Dunks                      | 2       | 2      |
| Double-Figure Scoring      | 13      | 13     |
| Double-Figure Rebounding   | -       | -      |
| Double-Doubles             | -       | -      |
| Games led UK in Scoring    | 3       | 3      |
| Games led UK in Rebounding | -       | -      |
| Games led UK in Assists    | 4       | 4      |
| Games with 3+ Assists      | 5       | 5      |
| Games with 3+ Blocks       | -       | -      |
| Games with 3+ Steals       | 1       | 1      |
| Games with 3+ 3-Pointers   | 3       | 3      |

## Harrison Game-By-Game

| Opponent      | Min.     | FG-A | Pct. | 3P-A | Pct.  | FT-A  | Pct.  | O-D-T | PF | A | TO | B | St. | Pts. |
|---------------|----------|------|------|------|-------|-------|-------|-------|----|---|----|---|-----|------|
| UNC-Ash.      | 32 Start | 3-8  | .375 | 1-3  | .333  | 3-6   | .500  | 0-5-5 | 2  | 0 | 2  | 1 | 4   | 10   |
| NKU           | 23 Start | 6-10 | .600 | 1-5  | .200  | 3-4   | .750  | 1-0-1 | 3  | 1 | 0  | 1 | 1   | 16   |
| Mich. St.     | 18 Start | 1-7  | .143 | 0-5  | .000  | 1-2   | .500  | 0-1-1 | 2  | 2 | 2  | 1 | 0   | 3    |
| R. Morris     | 27 Start | 7-12 | .583 | 4-7  | .571  | 10-10 | 1.000 | 1-3-4 | 1  | 3 | 2  | 1 | 2   | 28   |
| UTA           | 29 Start | 2-11 | .182 | 0-5  | .000  | 1-2   | .500  | 0-2-2 | 1  | 2 | 3  | 0 | 0   | 5    |
| Cleveland St. | 30 Start | 3-8  | .375 | 1-3  | .333  | 4-6   | .667  | 1-0-1 | 3  | 0 | 0  | 0 | 0   | 11   |
| E. Michigan   | 37 Start | 5-12 | .417 | 3-7  | .429  | 9-11  | .818  | 0-7-7 | 3  | 2 | 0  | 0 | 0   | 22   |
| Providence    | 38 Start | 7-9  | .778 | 1-2  | .500  | 0-1   | .000  | 1-2-3 | 3  | 4 | 2  | 0 | 0   | 15   |
| Baylor        | 35 Start | 4-9  | .444 | 3-5  | .600  | 4-4   | 1.000 | 0-2-2 | 4  | 6 | 3  | 0 | 0   | 15   |
| Boise St.     | 38 Start | 6-12 | .500 | 0-4  | .000  | 1-1   | 1.000 | 0-4-4 | 0  | 1 | 3  | 0 | 3   | 13   |
| UNC           | 24 Start | 8-12 | .667 | 1-1  | 1.000 | 3-3   | 1.000 | 2-1-3 | 2  | 0 | 1  | 0 | 2   | 20   |
| Belmont       | 27 Start | 7-16 | .438 | 1-5  | .200  | 8-11  | .727  | 1-5-6 | 3  | 7 | 1  | 1 | 1   | 23   |
| L'Ville       | 30 Start | 5-12 | .417 | 0-3  | .000  | 0-0   | .000  | 0-4-4 | 2  | 1 | 4  | 0 | 0   | 10   |
| Miss. State   | 23 Start | 1-5  | .200 | 0-3  | .000  | 3-5   | .600  | 0-2-2 | 4  | 3 | 3  | 0 | 2   | 5    |
| Vandy         | 31 Start | 4-9  | .444 | 1-5  | .200  | 5-6   | .833  | 0-4-4 | 0  | 2 | 1  | 0 | 2   | 14   |
| Arkansas      | 24 Start | 5-8  | .625 | 2-3  | .667  | 4-5   | .800  | 1-0-1 | 4  | 1 | 2  | 1 | 0   | 16   |
| Tennessee     |          |      |      |      |       |       |       |       |    |   |    |   |     |      |
| Texas A&M     |          |      |      |      |       |       |       |       |    |   |    |   |     |      |
| Georgia       |          |      |      |      |       |       |       |       |    |   |    |   |     |      |
| LSU           |          |      |      |      |       |       |       |       |    |   |    |   |     |      |
| Mizzou        |          |      |      |      |       |       |       |       |    |   |    |   |     |      |
| Ole Miss      |          |      |      |      |       |       |       |       |    |   |    |   |     |      |
| Miss. State   |          |      |      |      |       |       |       |       |    |   |    |   |     |      |
| Auburn        |          |      |      |      |       |       |       |       |    |   |    |   |     |      |
| Florida       |          |      |      |      |       |       |       |       |    |   |    |   |     |      |
| Ole Miss      |          |      |      |      |       |       |       |       |    |   |    |   |     |      |
| LSU           |          |      |      |      |       |       |       |       |    |   |    |   |     |      |
| Arkansas      |          |      |      |      |       |       |       |       |    |   |    |   |     |      |
| S. Carolina   |          |      |      |      |       |       |       |       |    |   |    |   |     |      |
| Ala-bama      |          |      |      |      |       |       |       |       |    |   |    |   |     |      |
| Florida       |          |      |      |      |       |       |       |       |    |   |    |   |     |      |


## Harrison's Career Stats

| Year    | GP-S  | Min.-Avg. | FG-A   | Pct. | 3FG-A | Pct. | FT-A  | Pct. | Reb.-Avg. | PF-D | A  | TO | Blk | Stl | Pts.-Avg |
|---------|-------|-----------|--------|------|-------|------|-------|------|-----------|------|----|----|-----|-----|----------|
| 2013-14 | 16-16 | 468-29.3  | 74-160 | .463 | 19-66 | .288 | 59-77 | .766 | 50-3.1    | 37-0 | 35 | 29 | 6   | 17  | 226-14.1 |
| TOTAL   | 16-16 | 468-29.3  | 74-160 | .463 | 19-66 | .288 | 59-77 | .766 | 50-3.1    | 37-0 | 35 | 29 | 6   | 17  | 226-14.1 |

## Harrison's Career SEC Stats

| Year    | GP-S | Min.-Avg. | FG-A  | Pct. | 3FG-A | Pct. | FT-A  | Pct. | Reb.-Avg. | PF-D | A | TO | Blk | Stl | Pts.-Avg |
|---------|------|-----------|-------|------|-------|------|-------|------|-----------|------|---|----|-----|-----|----------|
| 2013-14 | 3-3  | 78-26.0   | 10-22 | .455 | 3-11  | .273 | 12-16 | .750 | 7-2.3     | 8-0  | 6 | 6  | 1   | 4   | 35-11.7  |
| TOTAL   | 3-3  | 78-26.0   | 10-22 | .455 | 3-11  | .273 | 12-16 | .750 | 7-2.3     | 8-0  | 6 | 6  | 1   | 4   | 35-11.7  |

# PLAYER BIOS



## Andrew Harrison

Fr. • Guard • 6-6 • 215

Richmond, Texas

Travis

@DrewRoc5

5

**2013-14 Season:** Nailed a 3 with 1.2 seconds remaining in regulation to send UK and Arkansas into overtime ... Recorded 10 points, eight rebounds, four assists and no turnovers in UK's win at Vandy ... Delivered a season-best 18 points to lead Kentucky to a win over Louisville ... Had a career outing on the road at UNC, notching season bests in points and assists, scoring 17 points and dishing out seven assists ... Tallied 13 point on 4-of-7 shooting from the field in Kentucky's win over Boise State ... Scored seven points and dished out six assists in UK's loss to Baylor ... Went 8-for-8 from the charity stripe vs. Providence ... Secorded 12 points and five assists in UK's win over Cleveland State ... Notched 15 points, while dishing out six assists in a win over UT Arlington ... Scored eight and pulled down eight rebounds in a win over Robert Morris ... Posted 11 points in 38 minutes of action against Michigan State ... Scored 13 points in UK's win over Northern Kentucky ... Tallied eight points and dished out a team-high five assists in a win over UNC Asheville ... One of four UK freshmen to earn recognition on the preseason watch list for the Wayman Tisdale Award ... Was tabbed to the Bob Cousy Award watch list ... Selected by the media as a preseason All-SEC second team honoree ... Sat out UK's two exhibition contests with a bone bruise in his right knee.

**Career:** Logged 15.8 points, 7.0 rebounds and 7.0 assists as a senior at Travis where he directed the squad to a state title in 2013 ... As a junior he averaged 12.5 points, 6.0 assists, 4.9 rebounds and 2.1 steals, while also helping guide his team to an appearance in the 5A State Championship game and a 36-4 record in 2011-12 ... Ranked as the top point guard in the country by all three recruiting services and the third-best prospect in the country by ESPNU Recruiting ... Scout and Rivals both ranked him as the fifth-best prospect.

## Harrison's Season & Career Highs

| 2013-14 Season                    |            | Career                            |
|-----------------------------------|------------|-----------------------------------|
| 18, vs. Louisville (12/28/13)     | Pts.       | 18, vs. Louisville (12/28/13))    |
| 8, twice                          | Rebs.      | 8, twice                          |
| 6, vs. Louisville (12/28/13)      | FG Made    | 6, vs. Louisville (12/28/13)      |
| 16, vs. Louisville (12/28/13)     | FG Atts.   | 16, vs. Louisville (12/28/13)     |
| 2, four times                     | 3-FG Made  | 2, four times                     |
| 4, four times                     | 3-FG Atts. | 4, four times                     |
| 10, vs. North Carolina (12/14/13) | FTs Made   | 10, vs. North Carolina (12/14/13) |
| 17, vs. North Carolina (12/14/13) | FTs Atts.  | 17, vs. North Carolina (12/14/13) |
| 7, vs. North Carolina (12/14/13)  | Assists    | 7, vs. North Carolina (12/14/13)  |
| 2, vs. Mississippi State (1/8/14) | Steals     | 2, vs. Mississippi State (1/8/14) |
| 1, twice                          | Blocks     | 1, twice                          |
| 38, twice                         | Minutes    | 38, twice                         |

## Harrison's Misc. Stats

| Category                   | 2013-14 | Career |
|----------------------------|---------|--------|
| Dunks                      | -       | -      |
| Double-Figure Scoring      | 8       | 8      |
| Double-Figure Rebounding   | -       | -      |
| Double-Doubles             | -       | -      |
| Games led UK in Scoring    | 1       | 1      |
| Games led UK in Rebounding | -       | -      |
| Games led UK in Assists    | 9       | 9      |
| Games with 3+ Assists      | 9       | 9      |
| Games with 3+ Blocks       | -       | -      |
| Games with 3+ Steals       | -       | -      |
| Games with 3+ 3-Pointers   | -       | -      |

## Harrison Game-By-Game

| Opponent      | Min.     | FG-A | Pct. | 3P-A | Pct.  | FT-A  | Pct.  | O-D-T | PF | A | TO | B | St. | Pts. |
|---------------|----------|------|------|------|-------|-------|-------|-------|----|---|----|---|-----|------|
| UNC-Ash.      | 29 Start | 1-3  | .333 | 0-1  | .000  | 6-9   | .667  | 0-0-0 | 3  | 5 | 1  | 0 | 0   | 8    |
| NKU           | 26 Start | 4-7  | .571 | 2-3  | .667  | 3-3   | 1.000 | 0-2-2 | 2  | 2 | 1  | 0 | 0   | 13   |
| Mich. St.     | 38 Start | 3-6  | .500 | 1-1  | 1.000 | 4-4   | 1.000 | 0-1-1 | 4  | 3 | 4  | 0 | 0   | 11   |
| R. Morris     | 29 Start | 2-4  | .500 | 2-4  | .500  | 2-4   | .500  | 0-8-8 | 3  | 2 | 2  | 0 | 1   | 8    |
| UTA           | 29 Start | 3-7  | .429 | 2-2  | 1.000 | 7-8   | .875  | 2-1-3 | 3  | 6 | 2  | 0 | 1   | 15   |
| Cleveland St. | 21 Start | 4-9  | .444 | 0-4  | .000  | 4-5   | .800  | 0-0-0 | 5  | 5 | 1  | 0 | 0   | 12   |
| E. Michigan   | 26 Start | 2-6  | .333 | 0-1  | .000  | 4-5   | .800  | 0-0-0 | 4  | 3 | 5  | 1 | 0   | 8    |
| Providence    | 22 Start | 0-2  | .000 | 0-0  | .000  | 8-8   | 1.000 | 0-2-2 | 4  | 1 | 3  | 0 | 0   | 8    |
| Baylor        | 35 Start | 2-9  | .222 | 1-4  | .250  | 2-4   | .500  | 1-0-1 | 4  | 6 | 1  | 1 | 0   | 7    |
| Boise St.     | 31 Start | 4-7  | .571 | 0-1  | .000  | 5-7   | .714  | 0-3-3 | 3  | 2 | 3  | 0 | 0   | 13   |
| UNC           | 37 Start | 3-11 | .273 | 1-4  | .250  | 10-17 | .588  | 2-4-6 | 4  | 7 | 4  | 0 | 1   | 17   |
| Belmont       | 20 Start | 2-5  | .400 | 0-2  | .000  | 3-4   | .750  | 0-2-2 | 4  | 0 | 2  | 0 | 0   | 7    |
| L'Ville       | 34 Start | 6-16 | .375 | 0-1  | .000  | 6-12  | .500  | 3-1-4 | 3  | 2 | 3  | 0 | 1   | 18   |
| Miss. State   | 30 Start | 2-7  | .286 | 1-3  | .333  | 3-4   | .750  | 0-2-2 | 2  | 2 | 4  | 0 | 0   | 8    |
| Vandy         | 34 Start | 3-7  | .429 | 2-3  | .667  | 2-3   | .667  | 4-4-8 | 3  | 4 | 0  | 0 | 0   | 10   |
| Arkansas      | 38 Start | 2-9  | .222 | 1-2  | .500  | 2-3   | .667  | 0-4-4 | 2  | 6 | 5  | 0 | 1   | 7    |
| Tennessee     |          |      |      |      |       |       |       |       |    |   |    |   |     |      |
| Texas A&M     |          |      |      |      |       |       |       |       |    |   |    |   |     |      |
| Georgia       |          |      |      |      |       |       |       |       |    |   |    |   |     |      |
| LSU           |          |      |      |      |       |       |       |       |    |   |    |   |     |      |
| Mizzou        |          |      |      |      |       |       |       |       |    |   |    |   |     |      |
| Ole Miss      |          |      |      |      |       |       |       |       |    |   |    |   |     |      |
| Miss. State   |          |      |      |      |       |       |       |       |    |   |    |   |     |      |
| Auburn        |          |      |      |      |       |       |       |       |    |   |    |   |     |      |
| Florida       |          |      |      |      |       |       |       |       |    |   |    |   |     |      |
| Ole Miss      |          |      |      |      |       |       |       |       |    |   |    |   |     |      |
| LSU           |          |      |      |      |       |       |       |       |    |   |    |   |     |      |
| Arkansas      |          |      |      |      |       |       |       |       |    |   |    |   |     |      |
| S. Carolina   |          |      |      |      |       |       |       |       |    |   |    |   |     |      |
| Alabama       |          |      |      |      |       |       |       |       |    |   |    |   |     |      |
| Florida       |          |      |      |      |       |       |       |       |    |   |    |   |     |      |

## Harrison's Career Stats

| Year    | GP-S  | Min.-Avg. | FG-A   | Pct. | 3FG-A | Pct. | FT-A   | Pct. | Reb.-Avg. | PF-D | A  | TO | Blk | Stl | Pts.-Avg |
|---------|-------|-----------|--------|------|-------|------|--------|------|-----------|------|----|----|-----|-----|----------|
| 2013-14 | 16-16 | 479-29.9  | 43-115 | .374 | 13-36 | .361 | 71-100 | .710 | 46-2.9    | 53-1 | 56 | 41 | 2   | 5   | 170-10.6 |
| TOTAL   | 16-16 | 479-29.9  | 43-115 | .374 | 13-36 | .361 | 71-100 | .710 | 46-2.9    | 53-1 | 56 | 41 | 2   | 5   | 170-10.6 |

## Harrison's Career SEC Stats

| Year    | GP-S | Min.-Avg. | FG-A | Pct. | 3FG-A | Pct. | FT-A | Pct. | Reb.-Avg. | PF-D | A  | TO | Blk | Stl | Pts.-Avg |
|---------|------|-----------|------|------|-------|------|------|------|-----------|------|----|----|-----|-----|----------|
| 2013-14 | 3-3  | 102-34.0  | 7-23 | .304 | 4-8   | .500 | 7-10 | .700 | 14-4.7    | 7-0  | 12 | 9  | 0   | 1   | 25-8.3   |
| TOTAL   | 3-3  | 102-34.0  | 7-23 | .304 | 4-8   | .500 | 7-10 | .700 | 14-4.7    | 7-0  | 12 | 9  | 0   | 1   | 25-8.3   |

## PLAYER BIOS



### Dominique Hawkins

Fr. • Guard • 6-0 • 193

Richmond, Ky.

Madison Central

@Dhawk\_25

25

**2013-14 Season:** Notched four points, two rebounds and two assists to open SEC play against Mississippi State ... Pulled down four rebounds and dished out three assists in a 93-80 UK win over Belmont ... Tallied five points in 17 minutes vs. Providence ... Drained a 3 in Kentucky's win over UT Arlington ... Notched four points and handed out three assists in 18 minutes vs. Robert Morris ... Dished out an assist and grabbed a rebound in six minutes of action vs. Northern Kentucky ... Saw four minutes of action and registered a rebound in the win over UNC Asheville ... Had a made free throw, one rebound and one assist in five minutes of action in a win over Montevallo ... Played 12 minutes in UK's win over Transylvania ... Is the 17th Wildcat in program history to have earned Kentucky Mr. Basketball honors as a high school player.

**Career:** Averaged 20.4 points and 5.3 rebounds per game as a senior ... Was named the 2013 Kentucky Mr. Basketball ... Also hauled in state Gatorade Player of the Year honors ... Directed Madison Central to the state championship and captured most valuable player honors after averaging 20.4 points, 5.6 rebounds, 2.9 assists and 1.8 steals per game throughout the Kentucky Boys Sweet Sixteen ... Rated as the No. 44 point guard by 247 Sports ... Rivals and Scout ranked him as a three-star player.

### Hawkins' Season & Career Highs

| 2013-14 Season                     |            | Career                             |
|------------------------------------|------------|------------------------------------|
| 5, vs. Providence (12/1/13)        | Pts.       | 5, vs. Providence (12/1/13)        |
| 4, vs. Belmont (12/21/13)          | Rebs.      | 4, vs. Belmont (12/21/13)          |
| 2, twice                           | FG Made    | 2, twice                           |
| 5, vs. Mississippi State (1/8/14)  | FG Atts.   | 5, vs. Mississippi State (1/8/14)  |
| 1, twice                           | 3-FG Made  | 1, twice                           |
| 2, twice                           | 3-FG Atts. | 2, twice                           |
| 2, vs. Mississippi State (1/8/14)  | FTs Made   | 2, vs. Mississippi State (1/8/14)  |
| 2, three times                     | FTs Atts.  | 2, three times                     |
| 3, twice                           | Assists    | 3, twice                           |
| 1, four times                      | Steals     | 1, four times                      |
| 1, vs. Robert Morris (11/17/13)    | Blocks     | 1, vs. Robert Morris (11/17/13)    |
| 23, vs. Mississippi State (1/8/14) | Minutes    | 23, vs. Mississippi State (1/8/14) |

### Hawkins' Misc. Stats

| Category                   | 2013-14 | Career |
|----------------------------|---------|--------|
| Dunks                      | -       | -      |
| Double-Figure Scoring      | -       | -      |
| Double-Figure Rebounding   | -       | -      |
| Double-Doubles             | -       | -      |
| Games led UK in Scoring    | -       | -      |
| Games led UK in Rebounding | -       | -      |
| Games led UK in Assists    | 2       | 2      |
| Games with 3+ Assists      | 2       | 2      |
| Games with 3+ Blocks       | -       | -      |
| Games with 3+ Steals       | -       | -      |
| Games with 3+ 3-Pointers   | -       | -      |

### Hawkins Game-By-Game

| Opponent      | Min. | FG-A | Pct.  | 3P-A | Pct.  | FT-A | Pct.  | O-D-T | PF | A | TO | B | St. | Pts. |
|---------------|------|------|-------|------|-------|------|-------|-------|----|---|----|---|-----|------|
| UNC-Ash.      | 4    | 0-0  | .000  | 0-0  | .000  | 0-0  | .000  | 0-1-1 | 0  | 0 | 0  | 0 | 0   | 0    |
| NKU           | 6    | 0-1  | .000  | 0-1  | .000  | 0-0  | .000  | 0-1-1 | 0  | 1 | 0  | 0 | 0   | 0    |
| Mich. St.     | 6    | 0-0  | .000  | 0-1  | .000  | 0-0  | .000  | 0-0-0 | 1  | 0 | 0  | 0 | 0   | 0    |
| R. Morris     | 18   | 2-4  | .500  | 0-1  | .000  | 0-0  | .000  | 1-0-1 | 1  | 3 | 0  | 1 | 1   | 4    |
| UT Arlington  | 13   | 1-3  | .333  | 1-1  | 1.000 | 0-1  | .000  | 0-1-1 | 2  | 0 | 0  | 0 | 1   | 3    |
| Cleveland St. | 14   | 0-1  | .000  | 0-1  | .000  | 1-2  | .500  | 0-1-1 | 3  | 0 | 1  | 0 | 0   | 1    |
| E. Michigan   | 10   | 0-1  | .000  | 0-1  | .000  | 1-2  | .500  | 0-1-1 | 1  | 0 | 1  | 0 | 0   | 1    |
| Providence    | 17   | 2-2  | 1.000 | 1-1  | 1.000 | 0-0  | .000  | 0-1-1 | 1  | 1 | 0  | 0 | 1   | 5    |
| Baylor        | 7    | 1-2  | .500  | 0-1  | .000  | 0-0  | .000  | 0-1-1 | 0  | 0 | 0  | 0 | 0   | 2    |
| Boise St.     | 18   | 0-2  | .000  | 0-1  | .000  | 0-0  | .000  | 0-0-0 | 3  | 2 | 1  | 0 | 0   | 0    |
| UNC           | 18   | 0-1  | .000  | 0-0  | .000  | 0-2  | .000  | 0-1-1 | 2  | 0 | 1  | 0 | 0   | 0    |
| Belmont       | 22   | 1-3  | .333  | 0-2  | .000  | 0-0  | .000  | 2-2-4 | 1  | 3 | 1  | 0 | 1   | 2    |
| L'Ville       | 15   | 0-1  | .000  | 0-1  | .000  | 1-1  | 1.000 | 2-1-3 | 4  | 0 | 0  | 0 | 0   | 1    |
| Miss. State   | 23   | 1-5  | .200  | 0-2  | .000  | 2-2  | 1.000 | 0-2-2 | 3  | 2 | 0  | 0 | 0   | 4    |
| Vandy         | 5    | 0-1  | .000  | 0-1  | .000  | 0-0  | .000  | 0-1-1 | 1  | 0 | 0  | 0 | 0   | 0    |
| Arkansas      | 5    | 0-0  | .000  | 0-0  | .000  | 0-0  | .000  | 0-0-0 | 2  | 0 | 0  | 0 | 0   | 0    |
| Tennessee     |      |      |       |      |       |      |       |       |    |   |    |   |     |      |
| Texas A&M     |      |      |       |      |       |      |       |       |    |   |    |   |     |      |
| Georgia       |      |      |       |      |       |      |       |       |    |   |    |   |     |      |
| LSU           |      |      |       |      |       |      |       |       |    |   |    |   |     |      |
| Mizzou        |      |      |       |      |       |      |       |       |    |   |    |   |     |      |
| Ole Miss      |      |      |       |      |       |      |       |       |    |   |    |   |     |      |
| Miss. State   |      |      |       |      |       |      |       |       |    |   |    |   |     |      |
| Auburn        |      |      |       |      |       |      |       |       |    |   |    |   |     |      |
| Florida       |      |      |       |      |       |      |       |       |    |   |    |   |     |      |
| Ole Miss      |      |      |       |      |       |      |       |       |    |   |    |   |     |      |
| LSU           |      |      |       |      |       |      |       |       |    |   |    |   |     |      |
| Arkansas      |      |      |       |      |       |      |       |       |    |   |    |   |     |      |
| S. Carolina   |      |      |       |      |       |      |       |       |    |   |    |   |     |      |
| Alabama       |      |      |       |      |       |      |       |       |    |   |    |   |     |      |
| Florida       |      |      |       |      |       |      |       |       |    |   |    |   |     |      |

### Hawkins' Career Stats

| Year    | GP-S | Min.-Avg. | FG-A | Pct. | 3FG-A | Pct. | FT-A | Pct. | Reb.-Avg. | PF-D | A  | TO | Blk | Stl | Pts.-Avg |
|---------|------|-----------|------|------|-------|------|------|------|-----------|------|----|----|-----|-----|----------|
| 2013-14 | 16-0 | 201-12.6  | 8-27 | .296 | 2-14  | .143 | 5-10 | .500 | 19-1.2    | 25-0 | 12 | 5  | 1   | 4   | 23-1.4   |
| TOTAL   | 16-0 | 201-12.6  | 8-27 | .296 | 2-14  | .143 | 5-10 | .500 | 19-1.2    | 25-0 | 12 | 5  | 1   | 4   | 23-1.4   |

### Hawkins' Career SEC Stats

| Year    | GP-S | Min.-Avg. | FG-A | Pct. | 3FG-A | Pct. | FT-A | Pct.  | Reb.-Avg. | PF-D | A | TO | Blk | Stl | Pts.-Avg |
|---------|------|-----------|------|------|-------|------|------|-------|-----------|------|---|----|-----|-----|----------|
| 2013-14 | 3-0  | 33-11.0   | 1-6  | .167 | 0-3   | .000 | 2-2  | 1.000 | 3-1.0     | 6-0  | 2 | 0  | 0   | 0   | 4-1.3    |
| TOTAL   | 3-0  | 33-11.0   | 1-6  | .167 | 0-3   | .000 | 2-2  | 1.000 | 3-1.0     | 6-0  | 2 | 0  | 0   | 0   | 4-1.3    |

# PLAYER BIOS



## Jon Hood

Sr. • Guard • 6-7 • 215

Madisonville, Ky.

North Hopkins

@jonnylightning4

4

**2013-14 Season:** Had an assist in the win over Mississippi State ... Drained a pair of free throws after swiping a steal vs. UT Arlington ... Nailed a 3-pointer and two free throws to score five points in UK's win over Northern Kentucky ... Logged a steal and an assist in six minutes of action vs. UNC Asheville ... Had four points and a blocked shot in 11 minutes of a win over Montevallo ... Logged two points and an assist in the victory over Transylvania.

**Career:** Graduated in May 2013 ... Only remaining player from Coach Calipari's original roster ... Has played in more than 70 contests ... Averaging a little more than five minutes a game ... Former Kentucky Mr. Basketball.

## Hood's Season & Career Highs

| 2013-14 Season                      |            | Career                         |
|-------------------------------------|------------|--------------------------------|
| 5, vs. Northern Kentucky (11/10/13) | Pts.       | 7, vs. Coppin State (12/28/10) |
| 1, vs. Northern Kentucky (11/10/13) | Rebs.      | 4, twice                       |
| 1, vs. Northern Kentucky (11/10/13) | FG Made    | 2, five times                  |
| 2, vs. Northern Kentucky (11/10/13) | FG Atts.   | 7, vs. Coppin State (12/28/10) |
| 1, vs. Northern Kentucky (11/10/13) | 3-FG Made  | 2, vs. Samford (12/4/12)       |
| 2, vs. Northern Kentucky (11/10/13) | 3-FG Atts. | 4, vs. Coppin State (12/28/10) |
| 2, twice                            | FTs Made   | 2, seven times                 |
| 2, twice                            | FTs Atts.  | 4, vs. Portland (11/19/10)     |
| 1, three times                      | Assists    | 3, vs. LSU (1/15/11)           |
| 1, twice                            | Steals     | 2, twice                       |
| -                                   | Blocks     | 1, three times                 |
| 6, twice                            | Minutes    | 20, vs. LSU (1/15/11)          |

## Hood's Misc. Stats

| Category                   | 2013-14 | Career |
|----------------------------|---------|--------|
| Dunks                      | -       | 2      |
| Double-Figure Scoring      | -       | -      |
| Double-Figure Rebounding   | -       | -      |
| Double-Doubles             | -       | -      |
| Games led UK in Scoring    | -       | -      |
| Games led UK in Rebounding | -       | -      |
| Games led UK in Assists    | -       | -      |
| Games with 3+ Assists      | -       | 1      |
| Games with 3+ Blocks       | -       | -      |
| Games with 3+ Steals       | -       | -      |
| Games with 3+ 3-Pointers   | -       | -      |

## Hood Game-By-Game

| Opponent      | Min. | FG-A | Pct. | 3P-A | Pct. | FT-A | Pct.  | O-D-T | PF | A | TO | B | St. | Pts. |
|---------------|------|------|------|------|------|------|-------|-------|----|---|----|---|-----|------|
| UNC-Ash.      | 6    | 0-1  | .000 | 0-1  | .000 | 0-0  | .000  | 0-0-0 | 0  | 1 | 0  | 0 | 1   | 0    |
| NKU           | 6    | 1-2  | .500 | 1-2  | .500 | 2-2  | 1.000 | 0-1-1 | 2  | 1 | 2  | 0 | 0   | 5    |
| Mich. St.     |      |      |      |      |      |      | DNP   |       |    |   |    |   |     |      |
| R. Morris     | 4    | 0-1  | .000 | 0-0  | .000 | 0-0  | .000  | 0-0-0 | 0  | 1 | 0  | 0 | 0   | 0    |
| UT Arlington  | 2    | 0-0  | .000 | 0-0  | .000 | 2-2  | 1.000 | 0-0-0 | 0  | 0 | 0  | 0 | 1   | 2    |
| Cleveland St. |      |      |      |      |      |      | DNP   |       |    |   |    |   |     |      |
| E. Michigan   |      |      |      |      |      |      | DNP   |       |    |   |    |   |     |      |
| Providence    |      |      |      |      |      |      | DNP   |       |    |   |    |   |     |      |
| Baylor        |      |      |      |      |      |      | DNP   |       |    |   |    |   |     |      |
| Boise St.     |      |      |      |      |      |      | DNP   |       |    |   |    |   |     |      |
| UNC           |      |      |      |      |      |      | DNP   |       |    |   |    |   |     |      |
| Belmont       |      |      |      |      |      |      | DNP   |       |    |   |    |   |     |      |
| L'Ville       |      |      |      |      |      |      | DNP   |       |    |   |    |   |     |      |
| Miss. State   | 2    | 0-0  | .000 | 0-0  | .000 | 0-0  | .000  | 0-0-0 | 0  | 1 | 0  | 0 | 0   | 0    |
| Vandy         |      |      |      |      |      |      | DNP   |       |    |   |    |   |     |      |
| Arkansas      |      |      |      |      |      |      | DNP   |       |    |   |    |   |     |      |
| Tennessee     |      |      |      |      |      |      |       |       |    |   |    |   |     |      |
| Texas A&M     |      |      |      |      |      |      |       |       |    |   |    |   |     |      |
| Georgia       |      |      |      |      |      |      |       |       |    |   |    |   |     |      |
| LSU           |      |      |      |      |      |      |       |       |    |   |    |   |     |      |
| Mizzou        |      |      |      |      |      |      |       |       |    |   |    |   |     |      |
| Ole Miss      |      |      |      |      |      |      |       |       |    |   |    |   |     |      |
| Miss. State   |      |      |      |      |      |      |       |       |    |   |    |   |     |      |
| Auburn        |      |      |      |      |      |      |       |       |    |   |    |   |     |      |
| Florida       |      |      |      |      |      |      |       |       |    |   |    |   |     |      |
| Ole Miss      |      |      |      |      |      |      |       |       |    |   |    |   |     |      |
| LSU           |      |      |      |      |      |      |       |       |    |   |    |   |     |      |
| Arkansas      |      |      |      |      |      |      |       |       |    |   |    |   |     |      |
| S. Carolina   |      |      |      |      |      |      |       |       |    |   |    |   |     |      |
| Alabama       |      |      |      |      |      |      |       |       |    |   |    |   |     |      |
| Florida       |      |      |      |      |      |      |       |       |    |   |    |   |     |      |

## Hood's Career Stats

| Year         | GP-S        | Min.-Avg.      | FG-A         | Pct.        | 3FG-A        | Pct.        | FT-A         | Pct.        | Reb.-Avg.     | PF-D        | A         | TO        | Blk      | Stl       | Pts.-Avg      |
|--------------|-------------|----------------|--------------|-------------|--------------|-------------|--------------|-------------|---------------|-------------|-----------|-----------|----------|-----------|---------------|
| 2009-10      | 17-0        | 74-4.4         | 6-19         | .316        | 4-11         | .364        | 4-4          | 1.000       | 12-0.7        | 6-0         | 6         | 4         | 0        | 1         | 20-1.2        |
| 2010-11      | 33-0        | 158-4.8        | 9-37         | .243        | 3-19         | .158        | 5-9          | .556        | 22-0.7        | 11-0        | 4         | 2         | 2        | 3         | 26-0.8        |
| 2012-13      | 23-0        | 146-6.3        | 13-26        | .500        | 6-15         | .400        | 2-2          | 1.000       | 28-1.2        | 13-0        | 2         | 3         | 1        | 7         | 34-1.5        |
| 2013-14      | 5-0         | 20-4.0         | 1-4          | .250        | 1-3          | .333        | 4-4          | 1.000       | 1-0.2         | 2-0         | 4         | 2         | 0        | 2         | 7-1.4         |
| <b>TOTAL</b> | <b>78-0</b> | <b>398-5.1</b> | <b>29-86</b> | <b>.337</b> | <b>14-48</b> | <b>.292</b> | <b>15-19</b> | <b>.789</b> | <b>63-0.8</b> | <b>32-0</b> | <b>16</b> | <b>11</b> | <b>3</b> | <b>13</b> | <b>87-1.1</b> |

## Hood's Career SEC Stats

| Year         | GP-S        | Min.-Avg.      | FG-A         | Pct.        | 3FG-A       | Pct.        | FT-A       | Pct.         | Reb.-Avg.     | PF-D        | A        | TO       | Blk      | Stl      | Pts.-Avg      |
|--------------|-------------|----------------|--------------|-------------|-------------|-------------|------------|--------------|---------------|-------------|----------|----------|----------|----------|---------------|
| 2009-10      | 3-0         | 11-3.7         | 2-5          | .400        | 2-3         | .667        | 0-0        | .000         | 1-0.3         | 2-0         | 1        | 0        | 0        | 0        | 6-2.0         |
| 2010-11      | 13-0        | 62-4.8         | 2-12         | .167        | 0-6         | .000        | 0-0        | .000         | 8-0.6         | 4-0         | 3        | 0        | 1        | 1        | 4-0.3         |
| 2012-13      | 13-0        | 78-6.0         | 6-13         | .462        | 1-5         | .200        | 2-2        | 1.000        | 19-1.5        | 6-0         | 2        | 0        | 1        | 2        | 15-1.2        |
| 2013-14      | 1-0         | 2-2.0          | 0-0          | .000        | 0-0         | .000        | 0-0        | .000         | 0-0.0         | 0-0         | 1        | 0        | 0        | 0        | 0-0.0         |
| <b>TOTAL</b> | <b>30-0</b> | <b>153-5.1</b> | <b>10-30</b> | <b>.333</b> | <b>3-14</b> | <b>.214</b> | <b>2-2</b> | <b>1.000</b> | <b>28-0.9</b> | <b>12-0</b> | <b>7</b> | <b>0</b> | <b>2</b> | <b>3</b> | <b>25-0.8</b> |

# PLAYER BIOS



## Dakari Johnson

Fr. • Center • 7-0 • 265

Brooklyn, N.Y.

Montverde Acad.

@dslowmotion22

44

**2013-14 Season:** Tallied four points and four rebounds in just nine minutes of action against Arkansas ... Recorded eight points in just eight minutes of play in UK's win over Mississippi State ... Notched 10 points and seven rebounds in UK's win over Eastern Michigan ... Posted eight points and eight rebounds in Kentucky's win over UT Arlington ... Recorded eight points in Kentucky's win over Robert Morris ... Grabbed five rebounds vs. Michigan State ... Tallied seven points and four rebounds in 17 minutes of action vs. Northern Kentucky ... Scored five points in his debut as a Wildcat vs. UNC Asheville ... Selected by the media as a preseason All-SEC second team honoree ... Posted nine points and five rebounds in 15 minutes of action against Montevallo ... Totaled nine points and nine boards with a steal in 19 minutes of a win over Transylvania.

**Career:** Averaged 17.0 points, 11.0 rebounds and 4.3 blocks per game in his only season at Montverde Academy ... Johnson led his high school squad to a national championship at the National High School Invitational where he claimed MVP honors after logging 18 points and eight rebounds ... In addition to his high school accolades, Johnson suited up for Team USA Basketball's U17 squad in the summer of 2012 where he averaged 20 points and five boards a game for the world champions ... Johnson was rated as the No. 11 overall player by ESPN and the top player at his position ... Rivals ranked him as the No. 9 overall player and Scout listed him at No. 18.

## Johnson's Season & Career Highs

| 2013-14 Season                       |            | Career                               |
|--------------------------------------|------------|--------------------------------------|
| 10, vs. Eastern Michigan (11/27/13)  | Pts.       | 10, vs. Eastern Michigan (11/27/13)  |
| 8, vs. UT Arlington (11/19/13)       | Rebs.      | 8, vs. UT Arlington (11/19/13)       |
| 4, twice                             | FG Made    | 4, twice                             |
| 7, vs. UT Arlington (11/19/13)       | FG Atts.   | 7, vs. UT Arlington (11/19/13)       |
| -                                    | 3-FG Made  | -                                    |
| -                                    | 3-FG Atts. | -                                    |
| 4, vs. Robert Morris (11/17/13)      | FTs Made   | 4, vs. Robert Morris (11/17/13)      |
| 5, twice                             | FTs Atts.  | 5, twice                             |
| 1, twice                             | Assists    | 1, twice                             |
| -                                    | Steals     | -                                    |
| 1, twice                             | Blocks     | 1, twice                             |
| 17, vs. Northern Kentucky (11/10/13) | Minutes    | 17, vs. Northern Kentucky (11/10/13) |

## Johnson's Misc. Stats

| Category                   | 2013-14 | Career |
|----------------------------|---------|--------|
| Dunks                      | 2       | 2      |
| Double-Figure Scoring      | 1       | 1      |
| Double-Figure Rebounding   | -       | -      |
| Double-Doubles             | -       | -      |
| Games led UK in Scoring    | -       | -      |
| Games led UK in Rebounding | -       | -      |
| Games led UK in Blocks     | -       | -      |
| Games with 3+ Assists      | -       | -      |
| Games with 3+ Blocks       | -       | -      |
| Games with 3+ Steals       | -       | -      |
| Games with 3+ 3-Pointers   | -       | -      |

## Johnson Game-By-Game

| Opponent      | Min. | FG-A | Pct.  | 3P-A | Pct. | FT-A | Pct.  | O-D-T | PF | A | TO | B | St. | Pts. |
|---------------|------|------|-------|------|------|------|-------|-------|----|---|----|---|-----|------|
| UNC-Ash.      | 9    | 2-5  | .400  | 0-0  | .000 | 1-2  | .500  | 0-1-1 | 4  | 0 | 0  | 0 | 0   | 5    |
| NKU           | 17   | 2-4  | .500  | 0-0  | .000 | 3-5  | .600  | 1-3-4 | 0  | 1 | 1  | 1 | 0   | 7    |
| Mich. St.     | 14   | 1-2  | .500  | 0-0  | .000 | 0-3  | .000  | 2-3-5 | 4  | 0 | 0  | 0 | 0   | 2    |
| R. Morris     | 13   | 2-3  | .667  | 0-0  | .000 | 4-5  | .800  | 2-1-3 | 3  | 0 | 1  | 0 | 0   | 8    |
| UT Arlington  | 13   | 4-7  | .571  | 0-0  | .000 | 0-2  | .000  | 4-4-8 | 1  | 0 | 1  | 1 | 0   | 8    |
| Cleveland St. | 7    | 0-0  | .000  | 0-0  | .000 | 0-0  | .000  | 1-1-2 | 1  | 0 | 0  | 0 | 0   | 0    |
| E. Michigan   | 10   | 4-5  | .800  | 0-0  | .000 | 2-4  | .500  | 4-3-7 | 2  | 0 | 0  | 0 | 0   | 10   |
| Providence    | 4    | 0-1  | .000  | 0-0  | .000 | 1-2  | .500  | 1-2-3 | 2  | 0 | 1  | 0 | 0   | 1    |
| Baylor        | 4    | 0-1  | .000  | 0-0  | .000 | 0-0  | .000  | 1-0-1 | 0  | 0 | 0  | 0 | 0   | 0    |
| Boise St.     | 11   | 0-0  | .000  | 0-0  | .000 | 0-0  | .000  | 0-1-1 | 1  | 0 | 0  | 0 | 0   | 0    |
| UNC           | 7    | 1-4  | .250  | 0-0  | .000 | 0-0  | .000  | 2-1-3 | 3  | 0 | 1  | 0 | 0   | 2    |
| Belmont       |      |      |       |      |      |      | DNP   |       |    |   |    |   |     |      |
| L'Ville       | 8    | 0-1  | .000  | 0-0  | .000 | 0-0  | .000  | 1-0-1 | 0  | 1 | 0  | 0 | 0   | 0    |
| Miss. State   | 8    | 4-4  | 1.000 | 0-0  | .000 | 0-2  | .000  | 1-0-1 | 1  | 0 | 0  | 0 | 0   | 8    |
| Vandy         | 9    | 1-2  | .500  | 0-0  | .000 | 2-2  | 1.000 | 1-0-1 | 3  | 0 | 1  | 0 | 0   | 4    |
| Arkansas      | 9    | 1-2  | .500  | 0-0  | .000 | 2-4  | .500  | 2-2-4 | 2  | 1 | 0  | 1 | 0   | 4    |
| Tennessee     |      |      |       |      |      |      |       |       |    |   |    |   |     |      |
| Texas A&M     |      |      |       |      |      |      |       |       |    |   |    |   |     |      |
| Georgia       |      |      |       |      |      |      |       |       |    |   |    |   |     |      |
| LSU           |      |      |       |      |      |      |       |       |    |   |    |   |     |      |
| Mizzou        |      |      |       |      |      |      |       |       |    |   |    |   |     |      |
| Ole Miss      |      |      |       |      |      |      |       |       |    |   |    |   |     |      |
| Miss. State   |      |      |       |      |      |      |       |       |    |   |    |   |     |      |
| Auburn        |      |      |       |      |      |      |       |       |    |   |    |   |     |      |
| Florida       |      |      |       |      |      |      |       |       |    |   |    |   |     |      |
| Ole Miss      |      |      |       |      |      |      |       |       |    |   |    |   |     |      |
| LSU           |      |      |       |      |      |      |       |       |    |   |    |   |     |      |
| Arkan-        |      |      |       |      |      |      |       |       |    |   |    |   |     |      |
| sas           |      |      |       |      |      |      |       |       |    |   |    |   |     |      |
| S. Carolina   |      |      |       |      |      |      |       |       |    |   |    |   |     |      |
| Alabama       |      |      |       |      |      |      |       |       |    |   |    |   |     |      |
| Florida       |      |      |       |      |      |      |       |       |    |   |    |   |     |      |

## Johnson's Career Stats

| Year    | GP-S | Min.-Avg. | FG-A  | Pct. | 3FG-A | Pct. | FT-A  | Pct. | Reb.-Avg. | PF-D | A | TO | Blk | Stl | Pts.-Avg |
|---------|------|-----------|-------|------|-------|------|-------|------|-----------|------|---|----|-----|-----|----------|
| 2013-14 | 15-0 | 143-9.5   | 22-41 | .537 | 0-0   | .000 | 15-31 | .484 | 45-3.0    | 27-0 | 3 | 6  | 3   | 0   | 59-3.9   |
| TOTAL   | 15-0 | 143-9.5   | 22-41 | .537 | 0-0   | .000 | 15-31 | .484 | 45-3.0    | 27-0 | 3 | 6  | 3   | 0   | 59-3.9   |

## Johnson's Career SEC Stats

| Year    | GP-S | Min.-Avg. | FG-A | Pct. | 3FG-A | Pct. | FT-A | Pct. | Reb.-Avg. | PF-D | A | TO | Blk | Stl | Pts.-Avg |
|---------|------|-----------|------|------|-------|------|------|------|-----------|------|---|----|-----|-----|----------|
| 2013-14 | 3-0  | 26-8.7    | 6-8  | .750 | 0-0   | .000 | 4-8  | .500 | 6-2.0     | 6-0  | 1 | 1  | 1   | 0   | 16-5.3   |
| TOTAL   | 3-0  | 26-8.7    | 6-8  | .750 | 0-0   | .000 | 4-8  | .500 | 6-2.0     | 6-0  | 1 | 1  | 1   | 0   | 16-5.3   |

## PLAYER BIOS



### Tod Lanter

Jr. • Guard • 6-2 • 190

Lexington, Ky.

Gulf Coast St. CC

@tod\_lanterIII

21

**2013-14 Season:** Notched a pair of rebounds in a minute of a win over Transylvania.

**Career:** Saw action in six games during his first season in the Blue and White ... Hauled in two rebounds in nine minutes of total action ... Walk-on player and son of former UK player, Bo Lanter ... Played the 2010-11 season at Gulf Coast State CC, averaging 2.6 points and 1.2 rebounds ... Scored a career-high 16 points in his first collegiate game and shot 41.8 percent.

### Lanter's Season & Career Highs

| 2013-14 Season | Career                             |
|----------------|------------------------------------|
| Pts.           | -                                  |
| Rebs.          | 2, vs. Mississippi State (2/27/13) |
| FG Made        | -                                  |
| FG Atts.       | 1, three times                     |
| 3-FG Made      | -                                  |
| 3-FG Atts.     | 1, twice                           |
| FTs Made       | -                                  |
| FTs Atts.      | -                                  |
| Assists        | -                                  |
| Steals         | -                                  |
| Blocks         | -                                  |
| Minutes        | 3, vs. Mississippi State (2/27/13) |

### Lanter's Misc. Stats

| Category                   | 2013-14 | Career |
|----------------------------|---------|--------|
| Dunks                      | -       | -      |
| Double-Figure Scoring      | -       | -      |
| Double-Figure Rebounding   | -       | -      |
| Double-Doubles             | -       | -      |
| Games led UK in Scoring    | -       | -      |
| Games led UK in Rebounding | -       | -      |
| Games led UK in Assists    | -       | -      |
| Games with 3+ Assists      | -       | -      |
| Games with 3+ Blocks       | -       | -      |
| Games with 3+ Steals       | -       | -      |
| Games with 3+ 3-Pointers   | -       | -      |

### Lanter Game-By-Game

| Opponent      | Min. | FG-A | Pct. | 3P-A | Pct. | FT-A | Pct. | O-D-T | PF | A | TO | B | Stl | Pts. |
|---------------|------|------|------|------|------|------|------|-------|----|---|----|---|-----|------|
| UNC-Ash.      |      |      |      |      |      | DNP  |      |       |    |   |    |   |     |      |
| NKU           |      |      |      |      |      | DNP  |      |       |    |   |    |   |     |      |
| Mich. St.     |      |      |      |      |      | DNP  |      |       |    |   |    |   |     |      |
| R. Morris     |      |      |      |      |      | DNP  |      |       |    |   |    |   |     |      |
| UT Arlington  |      |      |      |      |      | DNP  |      |       |    |   |    |   |     |      |
| Cleveland St. |      |      |      |      |      | DNP  |      |       |    |   |    |   |     |      |
| E. Michigan   |      |      |      |      |      | DNP  |      |       |    |   |    |   |     |      |
| Providence    |      |      |      |      |      | DNP  |      |       |    |   |    |   |     |      |
| Baylor        |      |      |      |      |      | DNP  |      |       |    |   |    |   |     |      |
| Boise St.     |      |      |      |      |      | DNP  |      |       |    |   |    |   |     |      |
| UNC           |      |      |      |      |      | DNP  |      |       |    |   |    |   |     |      |
| Belmont       |      |      |      |      |      | DNP  |      |       |    |   |    |   |     |      |
| L'Ville       |      |      |      |      |      | DNP  |      |       |    |   |    |   |     |      |
| Miss. State   |      |      |      |      |      | DNP  |      |       |    |   |    |   |     |      |
| Vandy         |      |      |      |      |      | DNP  |      |       |    |   |    |   |     |      |
| Arkansas      |      |      |      |      |      | DNP  |      |       |    |   |    |   |     |      |
| Tennessee     |      |      |      |      |      |      |      |       |    |   |    |   |     |      |
| Texas A&M     |      |      |      |      |      |      |      |       |    |   |    |   |     |      |
| Georgia       |      |      |      |      |      |      |      |       |    |   |    |   |     |      |
| LSU           |      |      |      |      |      |      |      |       |    |   |    |   |     |      |
| Mizzou        |      |      |      |      |      |      |      |       |    |   |    |   |     |      |
| Ole Miss      |      |      |      |      |      |      |      |       |    |   |    |   |     |      |
| Miss. State   |      |      |      |      |      |      |      |       |    |   |    |   |     |      |
| Auburn        |      |      |      |      |      |      |      |       |    |   |    |   |     |      |
| Florida       |      |      |      |      |      |      |      |       |    |   |    |   |     |      |
| Ole Miss      |      |      |      |      |      |      |      |       |    |   |    |   |     |      |
| LSU           |      |      |      |      |      |      |      |       |    |   |    |   |     |      |
| Arkansas      |      |      |      |      |      |      |      |       |    |   |    |   |     |      |
| S. Carolina   |      |      |      |      |      |      |      |       |    |   |    |   |     |      |
| Alabama       |      |      |      |      |      |      |      |       |    |   |    |   |     |      |
| Florida       |      |      |      |      |      |      |      |       |    |   |    |   |     |      |

### Lanter's Career Stats

| Year         | GP-S       | Min.-Avg.    | FG-A       | Pct.        | 3FG-A      | Pct.        | FT-A       | Pct.        | Reb.-Avg.    | PF-D       | A        | TO       | Blk      | Stl      | Pts.-Avg     |
|--------------|------------|--------------|------------|-------------|------------|-------------|------------|-------------|--------------|------------|----------|----------|----------|----------|--------------|
| 2012-13      | 6-0        | 9-1.5        | 0-3        | .000        | 0-2        | .000        | 0-0        | .000        | 2-0.3        | 1-0        | 0        | 2        | 0        | 0        | 0-0.0        |
| 2013-14      | 0-0        | 0-0.0        | 0-0        | .000        | 0-0        | .000        | 0-0        | .000        | 0-0.0        | 0-0        | 0        | 0        | 0        | 0        | 0-0.0        |
| <b>TOTAL</b> | <b>6-0</b> | <b>9-1.5</b> | <b>0-3</b> | <b>.000</b> | <b>0-2</b> | <b>.000</b> | <b>0-0</b> | <b>.000</b> | <b>2-0.3</b> | <b>1-0</b> | <b>0</b> | <b>2</b> | <b>0</b> | <b>0</b> | <b>0-0.0</b> |

### Lanter's Career SEC Stats

| Year         | GP-S       | Min.-Avg.    | FG-A       | Pct.        | 3FG-A      | Pct.        | FT-A       | Pct.        | Reb.-Avg.    | PF-D       | A        | TO       | Blk      | Stl      | Pts.-Avg     |
|--------------|------------|--------------|------------|-------------|------------|-------------|------------|-------------|--------------|------------|----------|----------|----------|----------|--------------|
| 2012-13      | 3-0        | 4-1.3        | 0-1        | .000        | 0-0        | .000        | 0-0        | .000        | 2-0.7        | 1-0        | 0        | 2        | 0        | 0        | 0-0.0        |
| 2013-14      | 0-0        | 0-0.0        | 0-0        | .000        | 0-0        | .000        | 0-0        | .000        | 0-0.0        | 0-0        | 0        | 0        | 0        | 0        | 0-0.0        |
| <b>TOTAL</b> | <b>3-0</b> | <b>4-1.3</b> | <b>0-1</b> | <b>.000</b> | <b>0-0</b> | <b>.000</b> | <b>0-0</b> | <b>.000</b> | <b>2-0.7</b> | <b>1-0</b> | <b>0</b> | <b>2</b> | <b>0</b> | <b>0</b> | <b>0-0.0</b> |

## PLAYER BIOS



### Marcus Lee

Fr. • Forward • 6-9 • 215

Antioch, Calif.

Deer Valley

@SuperKingMe



**2013-14 Season:** Had an assist in the win over Mississippi State ... Tallied 10 points and three blocks in UK's win over UT Arlington ... Made his first career start against Robert Morris ... Pulled down six rebounds in UK's win over Northern Kentucky ... Ranked second on the team with 17 points in collegiate debut vs. UNC Asheville ... Scored three points and added a pair of rebounds in a win over Transylvania ... Sunk a pair of free throws and added two rebounds in three minutes of action in a win over Montevallo.

**Career:** Notched 17.7 points, 19.5 rebounds and 6.7 blocks per game in his senior season at Deer Valley ... Also an exceptional volleyball player who helped lead his team to a sectional title as a senior ... Averaged 13.9 points, 13.1 rebounds, 9.1 blocks and 1.3 steals as a junior ... In his first AAU competition he registered a triple-double that was highlighted by 11 blocked shots ... Ranked as the No. 17 overall player and the No. 5 power forward in his class by Rivals ... ESPN Recruiting had him rated as the No. 30 overall prospect and the ninth-best power forward ... Scout had him tabbed as the No. 40 overall player and the No. 3 center.

### Lee's Season & Career Highs

| 2013-14 Season                      |            | Career                              |
|-------------------------------------|------------|-------------------------------------|
| 17, vs. UNC Asheville (11/8/13)     | Pts.       | 17, vs. UNC Asheville (11/8/13)     |
| 6, vs. Northern Kentucky (11/10/13) | Rebs.      | 6, vs. Northern Kentucky (11/10/13) |
| 7, vs. UNC Asheville (11/8/13)      | FG Made    | 7, vs. UNC Asheville (11/8/13)      |
| 8, vs. UNC Asheville (11/8/13)      | FG Atts.   | 8, vs. UNC Asheville (11/8/13)      |
| -                                   | 3-FG Made  | -                                   |
| -                                   | 3-FG Atts. | -                                   |
| 3, vs. UNC Asheville (11/8/13)      | FTs Made   | 3, vs. UNC Asheville (11/8/13)      |
| 7, vs. UNC Asheville (11/8/13)      | FTs Atts.  | 7, vs. UNC Asheville (11/8/13)      |
| 1, two times                        | Assists    | 1, two times                        |
| -                                   | Steals     | -                                   |
| 3, vs. UT Arlington (11/19/13)      | Blocks     | 3, vs. UT Arlington (11/19/13)      |
| 15, vs. UNC Asheville (11/8/13)     | Minutes    | 15, vs. UNC Asheville (11/8/13)     |

### Lee's Misc. Stats

| Category                   | 2013-14 | Career |
|----------------------------|---------|--------|
| Dunks                      | 6       | 6      |
| Double-Figure Scoring      | 2       | 2      |
| Double-Figure Rebounding   | -       | -      |
| Double-Doubles             | -       | -      |
| Games led UK in Scoring    | -       | -      |
| Games led UK in Rebounding | -       | -      |
| Games led UK in Blocks     | 1       | 1      |
| Games with 3+ Assists      | -       | -      |
| Games with 3+ Blocks       | 1       | 1      |
| Games with 3+ Steals       | -       | -      |
| Games with 3+ 3-Pointers   | -       | -      |

### Lee Game-By-Game

| Opponent      | Min.     | FG-A | Pct.  | 3P-A | Pct. | FT-A | Pct.  | O-D-T | PF | A | TO | B | St. | Pts. |
|---------------|----------|------|-------|------|------|------|-------|-------|----|---|----|---|-----|------|
| UNC-Ash.      | 15       | 7-8  | .875  | 0-0  | .000 | 3-7  | .429  | 1-0-1 | 1  | 0 | 0  | 0 | 0   | 17   |
| NKU           | 14       | 1-2  | .500  | 0-0  | .000 | 1-2  | .500  | 3-3-6 | 0  | 0 | 1  | 2 | 0   | 3    |
| Mich. St.     | 1        | 0-0  | .000  | 0-0  | .000 | 0-0  | .000  | 0-1-1 | 0  | 0 | 0  | 0 | 0   | 0    |
| R. Morris     | 10 Start | 1-1  | 1.000 | 0-0  | .000 | 0-0  | .000  | 2-1-3 | 2  | 1 | 0  | 2 | 0   | 2    |
| UTA           | 12 Start | 4-5  | .800  | 0-0  | .000 | 2-2  | 1.000 | 2-0-2 | 2  | 0 | 0  | 3 | 0   | 10   |
| Cleveland St. | 4 Start  | 1-2  | .500  | 0-0  | .000 | 0-0  | .000  | 0-1-1 | 1  | 0 | 0  | 1 | 0   | 2    |
| E. Michigan   | 8 Start  | 1-3  | .333  | 0-0  | .000 | 0-0  | .000  | 1-2-3 | 0  | 0 | 0  | 1 | 0   | 2    |
| Providence    | 0        | 0-0  | .000  | 0-0  | .000 | 0-0  | .000  | 0-0-0 | 0  | 0 | 0  | 0 | 0   | 0    |
| Baylor        | 4        | 0-0  | .000  | 0-0  | .000 | 0-1  | .000  | 0-2-2 | 2  | 0 | 0  | 0 | 0   | 0    |
| Boise St.     |          |      |       |      |      | DNP  |       |       |    |   |    |   |     |      |
| UNC           |          |      |       |      |      | DNP  |       |       |    |   |    |   |     |      |
| Belmont       | 10       | 0-0  | .000  | 0-0  | .000 | 0-0  | .000  | 1-1-2 | 0  | 0 | 1  | 0 | 0   | 0    |
| L'Ville       |          |      |       |      |      | DNP  |       |       |    |   |    |   |     |      |
| Miss. State   | 5        | 1-2  | .500  | 0-0  | .000 | 0-0  | .000  | 0-0-0 | 0  | 1 | 0  | 1 | 0   | 2    |
| Vandy         |          |      |       |      |      | DNP  |       |       |    |   |    |   |     |      |
| Arkansas      | 10       | 0-0  | .000  | 0-0  | .000 | 1-4  | .250  | 0-1-1 | 2  | 0 | 0  | 0 | 0   | 1    |
| Tennessee     |          |      |       |      |      |      |       |       |    |   |    |   |     |      |
| Texas A&M     |          |      |       |      |      |      |       |       |    |   |    |   |     |      |
| Georgia       |          |      |       |      |      |      |       |       |    |   |    |   |     |      |
| LSU           |          |      |       |      |      |      |       |       |    |   |    |   |     |      |
| Mizzou        |          |      |       |      |      |      |       |       |    |   |    |   |     |      |
| Ole Miss      |          |      |       |      |      |      |       |       |    |   |    |   |     |      |
| Miss. State   |          |      |       |      |      |      |       |       |    |   |    |   |     |      |
| Auburn        |          |      |       |      |      |      |       |       |    |   |    |   |     |      |
| Florida       |          |      |       |      |      |      |       |       |    |   |    |   |     |      |
| Ole Miss      |          |      |       |      |      |      |       |       |    |   |    |   |     |      |
| LSU           |          |      |       |      |      |      |       |       |    |   |    |   |     |      |
| Arkansas      |          |      |       |      |      |      |       |       |    |   |    |   |     |      |
| S. Carolina   |          |      |       |      |      |      |       |       |    |   |    |   |     |      |
| Alabama       |          |      |       |      |      |      |       |       |    |   |    |   |     |      |
| Florida       |          |      |       |      |      |      |       |       |    |   |    |   |     |      |

### Lee's Career Stats

| Year    | GP-S | Min.-Avg. | FG-A  | Pct. | 3FG-A | Pct. | FT-A | Pct. | Reb.-Avg. | PF-D | A | TO | Blk | Stl | Pts.-Avg |
|---------|------|-----------|-------|------|-------|------|------|------|-----------|------|---|----|-----|-----|----------|
| 2013-14 | 12-4 | 93-7.8    | 16-24 | .667 | 0-0   | .000 | 7-16 | .438 | 22-1.8    | 10-0 | 2 | 2  | 10  | 0   | 39-3.3   |
| TOTAL   | 12-4 | 93-7.8    | 16-24 | .667 | 0-0   | .000 | 7-16 | .438 | 22-1.8    | 10-0 | 2 | 2  | 10  | 0   | 39-3.3   |

### Lee's Career SEC Stats

| Year    | GP-S | Min.-Avg. | FG-A | Pct. | 3FG-A | Pct. | FT-A | Pct. | Reb.-Avg. | PF-D | A | TO | Blk | Stl | Pts.-Avg |
|---------|------|-----------|------|------|-------|------|------|------|-----------|------|---|----|-----|-----|----------|
| 2013-14 | 2-0  | 15-7.5    | 1-2  | .500 | 0-0   | .000 | 1-4  | .250 | 1-0.5     | 2-0  | 1 | 0  | 1   | 0   | 3-1.5    |
| TOTAL   | 2-0  | 15-7.5    | 1-2  | .500 | 0-0   | .000 | 1-4  | .250 | 1-0.5     | 2-0  | 1 | 0  | 1   | 0   | 3-1.5    |

## PLAYER BIOS



### Brian Long

Jr. • Guard • 5-9 • 155

Dumont, N.J.

River Dell

@brianlong32

32

**2013-14 Season:** Saw a minute of action in a win over Transylvania.

**Career:** Has seen action in 15 career games in the Blue and White ... A member of UK's 2012 National Championship team ... Averaged 9.6 pts. and 5.0 assists per game in senior season at River Dell High School ... Named First Team All-Conference Big North ... Honorable Mention All-County (Bergen County) ... Helped lead team to state playoffs ... Father, Brian, played basketball at Creighton ... Has two brothers, Keith and Travis, who played basketball at UNLV and Memphis respectively.

### Long's Season & Career Highs

| 2013-14 Season |            | Career                             |
|----------------|------------|------------------------------------|
| -              | Pts.       | 2, vs. Penn State (11/19/11)       |
| -              | Rebs.      | 1, twice                           |
| -              | FG Made    | -                                  |
| -              | FG Atts.   | 2, vs. Mississippi State (2/27/13) |
| -              | 3-FG Made  | -                                  |
| -              | 3-FG Atts. | 1, vs. Lafayette (11/16/12)        |
| -              | FTs Made   | 2, vs. Penn State (11/19/11)       |
| -              | FTs Atts.  | 4, vs. Penn State (11/19/11)       |
| -              | Assists    | -                                  |
| -              | Steals     | 1, vs. Mississippi State (2/27/13) |
| -              | Blocks     | -                                  |
| -              | Minutes    | 4, vs. Penn State (11/19/11)       |

### Long's Misc. Stats

| Category                   | 2013-14 | Career |
|----------------------------|---------|--------|
| Dunks                      | -       | -      |
| Double-Figure Scoring      | -       | -      |
| Double-Figure Rebounding   | -       | -      |
| Double-Doubles             | -       | -      |
| Games led UK in Scoring    | -       | -      |
| Games led UK in Rebounding | -       | -      |
| Games led UK in Assists    | -       | -      |
| Games with 3+ Assists      | -       | -      |
| Games with 3+ Blocks       | -       | -      |
| Games with 3+ Steals       | -       | -      |
| Games with 3+ 3-Pointers   | -       | -      |

### Long Game-By-Game

| Opponent      | Min. | FG-A | Pct. | 3P-A | Pct. | FT-A | Pct. | O-D-T | PF | A | TO | B | Stl. | Pts. |
|---------------|------|------|------|------|------|------|------|-------|----|---|----|---|------|------|
| UNC-Ash.      |      |      |      |      |      | DNP  |      |       |    |   |    |   |      |      |
| NKU           |      |      |      |      |      | DNP  |      |       |    |   |    |   |      |      |
| Mich. St.     |      |      |      |      |      | DNP  |      |       |    |   |    |   |      |      |
| R. Morris     |      |      |      |      |      | DNP  |      |       |    |   |    |   |      |      |
| UT Arlington  |      |      |      |      |      | DNP  |      |       |    |   |    |   |      |      |
| Cleveland St. |      |      |      |      |      | DNP  |      |       |    |   |    |   |      |      |
| E. Michigan   |      |      |      |      |      | DNP  |      |       |    |   |    |   |      |      |
| Providence    |      |      |      |      |      | DNP  |      |       |    |   |    |   |      |      |
| Baylor        |      |      |      |      |      | DNP  |      |       |    |   |    |   |      |      |
| Boise St.     |      |      |      |      |      | DNP  |      |       |    |   |    |   |      |      |
| UNC           |      |      |      |      |      | DNP  |      |       |    |   |    |   |      |      |
| Belmont       |      |      |      |      |      | DNP  |      |       |    |   |    |   |      |      |
| L'Ville       |      |      |      |      |      | DNP  |      |       |    |   |    |   |      |      |
| Miss. State   |      |      |      |      |      | DNP  |      |       |    |   |    |   |      |      |
| Vandy         |      |      |      |      |      | DNP  |      |       |    |   |    |   |      |      |
| Arkansas      |      |      |      |      |      | DNP  |      |       |    |   |    |   |      |      |
| Tennessee     |      |      |      |      |      |      |      |       |    |   |    |   |      |      |
| Texas A&M     |      |      |      |      |      |      |      |       |    |   |    |   |      |      |
| Georgia       |      |      |      |      |      |      |      |       |    |   |    |   |      |      |
| LSU           |      |      |      |      |      |      |      |       |    |   |    |   |      |      |
| Mizzou        |      |      |      |      |      |      |      |       |    |   |    |   |      |      |
| Ole Miss      |      |      |      |      |      |      |      |       |    |   |    |   |      |      |
| Miss. State   |      |      |      |      |      |      |      |       |    |   |    |   |      |      |
| Auburn        |      |      |      |      |      |      |      |       |    |   |    |   |      |      |
| Florida       |      |      |      |      |      |      |      |       |    |   |    |   |      |      |
| Ole Miss      |      |      |      |      |      |      |      |       |    |   |    |   |      |      |
| LSU           |      |      |      |      |      |      |      |       |    |   |    |   |      |      |
| Arkansas      |      |      |      |      |      |      |      |       |    |   |    |   |      |      |
| S. Carolina   |      |      |      |      |      |      |      |       |    |   |    |   |      |      |
| Alabama       |      |      |      |      |      |      |      |       |    |   |    |   |      |      |
| Florida       |      |      |      |      |      |      |      |       |    |   |    |   |      |      |

### Long's Career Stats

| Year         | GP-S        | Min.-Avg.     | FG-A       | Pct.        | 3FG-A      | Pct.        | FT-A       | Pct.        | Reb.-Avg.    | PF-D       | A        | TO       | Blk      | Stl      | Pts.-Avg     |
|--------------|-------------|---------------|------------|-------------|------------|-------------|------------|-------------|--------------|------------|----------|----------|----------|----------|--------------|
| 2011-12      | 12-0        | 17-1.4        | 0-1        | .000        | 0-0        | .000        | 2-4        | .500        | 2-0.2        | 0-0        | 0        | 0        | 0        | 0        | 2-0.2        |
| 2012-13      | 3-0         | 6-2.0         | 0-3        | .000        | 0-1        | .000        | 0-0        | .000        | 0-0.0        | 0-0        | 0        | 0        | 0        | 1        | 0-0.0        |
| 2013-14      | 0-0         | 0-0.0         | 0-0        | .000        | 0-0        | .000        | 0-0        | .000        | 0-0.0        | 0-0        | 0        | 0        | 0        | 0        | 0-0.0        |
| <b>TOTAL</b> | <b>15-0</b> | <b>23-1.5</b> | <b>0-4</b> | <b>.000</b> | <b>0-1</b> | <b>.000</b> | <b>2-4</b> | <b>.500</b> | <b>2-0.1</b> | <b>0-0</b> | <b>0</b> | <b>0</b> | <b>0</b> | <b>1</b> | <b>2-0.1</b> |

### Long's Career SEC Stats

| Year         | GP-S       | Min.-Avg.    | FG-A       | Pct.        | 3FG-A      | Pct.        | FT-A       | Pct.        | Reb.-Avg.    | PF-D       | A        | TO       | Blk      | Stl      | Pts.-Avg     |
|--------------|------------|--------------|------------|-------------|------------|-------------|------------|-------------|--------------|------------|----------|----------|----------|----------|--------------|
| 2011-12      | 2-0        | 2-1.0        | 0-0        | .000        | 0-0        | .000        | 0-0        | .000        | 0-0.0        | 0-0        | 0        | 0        | 0        | 0        | 0-0.0        |
| 2012-13      | 1-0        | 2-2.0        | 0-2        | .000        | 0-0        | .000        | 0-0        | .000        | 0-0.0        | 0-0        | 0        | 0        | 0        | 1        | 0-0.0        |
| 2013-14      | 0-0        | 0-0.0        | 0-0        | .000        | 0-0        | .000        | 0-0        | .000        | 0-0.0        | 0-0        | 0        | 0        | 0        | 0        | 0-0.0        |
| <b>TOTAL</b> | <b>3-0</b> | <b>4-1.3</b> | <b>0-2</b> | <b>.000</b> | <b>0-0</b> | <b>.000</b> | <b>0-0</b> | <b>.000</b> | <b>0-0.0</b> | <b>0-0</b> | <b>0</b> | <b>0</b> | <b>0</b> | <b>1</b> | <b>0-0.0</b> |

## PLAYER BIOS



### Sam Malone

Jr. • Guard • 5-11 • 185

Scituate, Mass.

Scituate

@SamMaloneuk13

13

**2013-14 Season:** Scored on a drive in one minute of action in the win over Transylvania.

**Career:** Played in nine games thus far in his career in the Blue and White ... A member of the 2012 National Championship team ... Scored six points in six games, connecting on .500 of his shots in his first season ... Played in three outings as a sophomore, scoring a bucket and pulling down three rebounds ... One of six UK players to have won a high school state title ... Averaged 14.0 pts, 9.0 assists and 4.0 steals as a senior at Scituate HS ... Named a 2011 League All-Star ... Helped lead The Tilton School (N.H.) to a 2009 National Prep title ... 2008 state finalist with Scituate High School.

### Malone's Season & Career Highs

| 2013-14 Season |            | Career                       |
|----------------|------------|------------------------------|
| -              | Pts.       | 4, vs. Marist (11/11/11)     |
| -              | Rebs.      | 2, twice                     |
| -              | FG Made    | 2, vs. Marist (11/11/11)     |
| -              | FG Atts.   | 2, twice                     |
| -              | 3-FG Made  | -                            |
| -              | 3-FG Atts. | -                            |
| -              | FTs Made   | -                            |
| -              | FTs Atts.  | -                            |
| -              | Assists    | 1, vs. St. John's (12/11/11) |
| -              | Steals     | -                            |
| -              | Blocks     | -                            |
| -              | Minutes    | 4, vs. Penn State (11/19/11) |

### Malone's Misc. Stats

| Category                   | 2013-14 | Career |
|----------------------------|---------|--------|
| Dunks                      | -       | -      |
| Double-Figure Scoring      | -       | -      |
| Double-Figure Rebounding   | -       | -      |
| Double-Doubles             | -       | -      |
| Games led UK in Scoring    | -       | -      |
| Games led UK in Rebounding | -       | -      |
| Games led UK in Assists    | -       | -      |
| Games with 3+ Assists      | -       | -      |
| Games with 3+ Blocks       | -       | -      |
| Games with 3+ Steals       | -       | -      |
| Games with 3+ 3-Pointers   | -       | -      |

### Malone Game-By-Game

| Opponent      | Min. | FG-A | Pct. | 3P-A | Pct. | FT-A | Pct. | O-D-T | PF | A | TO | B | St. | Pts. |
|---------------|------|------|------|------|------|------|------|-------|----|---|----|---|-----|------|
| UNC-Ash.      |      |      |      |      |      | DNP  |      |       |    |   |    |   |     |      |
| NKU           |      |      |      |      |      | DNP  |      |       |    |   |    |   |     |      |
| Mich. St.     |      |      |      |      |      | DNP  |      |       |    |   |    |   |     |      |
| R. Morris     |      |      |      |      |      | DNP  |      |       |    |   |    |   |     |      |
| UT Arlington  |      |      |      |      |      | DNP  |      |       |    |   |    |   |     |      |
| Cleveland St. |      |      |      |      |      | DNP  |      |       |    |   |    |   |     |      |
| E. Michigan   |      |      |      |      |      | DNP  |      |       |    |   |    |   |     |      |
| Providence    |      |      |      |      |      | DNP  |      |       |    |   |    |   |     |      |
| Baylor        |      |      |      |      |      | DNP  |      |       |    |   |    |   |     |      |
| Boise St.     |      |      |      |      |      | DNP  |      |       |    |   |    |   |     |      |
| UNC           |      |      |      |      |      | DNP  |      |       |    |   |    |   |     |      |
| Belmont       |      |      |      |      |      | DNP  |      |       |    |   |    |   |     |      |
| L'Ville       |      |      |      |      |      | DNP  |      |       |    |   |    |   |     |      |
| Miss. State   |      |      |      |      |      | DNP  |      |       |    |   |    |   |     |      |
| Vandy         |      |      |      |      |      | DNP  |      |       |    |   |    |   |     |      |
| Arkansas      |      |      |      |      |      | DNP  |      |       |    |   |    |   |     |      |
| Tennessee     |      |      |      |      |      |      |      |       |    |   |    |   |     |      |
| Texas A&M     |      |      |      |      |      |      |      |       |    |   |    |   |     |      |
| Georgia       |      |      |      |      |      |      |      |       |    |   |    |   |     |      |
| LSU           |      |      |      |      |      |      |      |       |    |   |    |   |     |      |
| Mizzou        |      |      |      |      |      |      |      |       |    |   |    |   |     |      |
| Ole Miss      |      |      |      |      |      |      |      |       |    |   |    |   |     |      |
| Miss. State   |      |      |      |      |      |      |      |       |    |   |    |   |     |      |
| Auburn        |      |      |      |      |      |      |      |       |    |   |    |   |     |      |
| Florida       |      |      |      |      |      |      |      |       |    |   |    |   |     |      |
| Ole Miss      |      |      |      |      |      |      |      |       |    |   |    |   |     |      |
| LSU           |      |      |      |      |      |      |      |       |    |   |    |   |     |      |
| Arkansas      |      |      |      |      |      |      |      |       |    |   |    |   |     |      |
| S. Carolina   |      |      |      |      |      |      |      |       |    |   |    |   |     |      |
| Alabama       |      |      |      |      |      |      |      |       |    |   |    |   |     |      |
| Florida       |      |      |      |      |      |      |      |       |    |   |    |   |     |      |

### Malone's Career Stats

| Year         | GP-S       | Min.-Avg.     | FG-A       | Pct.        | 3FG-A      | Pct.        | FT-A       | Pct.        | Reb.-Avg.    | PF-D       | A        | TO       | Blk      | Stl      | Pts.-Avg     |
|--------------|------------|---------------|------------|-------------|------------|-------------|------------|-------------|--------------|------------|----------|----------|----------|----------|--------------|
| 2011-12      | 6-0        | 13-2.2        | 3-6        | .500        | 0-0        | .000        | 0-0        | .000        | 2-0.3        | 0-0        | 1        | 4        | 0        | 0        | 6-1.0        |
| 2012-13      | 3-0        | 6-2.0         | 0-0        | .000        | 0-0        | .000        | 0-0        | .000        | 3-1.0        | 0-0        | 0        | 2        | 0        | 0        | 0-0.0        |
| 2013-14      | 0-0        | 0-0.0         | 0-0        | .000        | 0-0        | .000        | 0-0        | .000        | 0-0.0        | 0-0        | 0        | 0        | 0        | 0        | 0-0.0        |
| <b>TOTAL</b> | <b>9-0</b> | <b>19-2.1</b> | <b>3-6</b> | <b>.500</b> | <b>0-0</b> | <b>.000</b> | <b>0-0</b> | <b>.000</b> | <b>5-0.6</b> | <b>0-0</b> | <b>1</b> | <b>6</b> | <b>0</b> | <b>0</b> | <b>6-0.7</b> |

### Malone's Career SEC Stats

| Year         | GP-S       | Min.-Avg.    | FG-A       | Pct.        | 3FG-A      | Pct.        | FT-A       | Pct.        | Reb.-Avg.    | PF-D       | A        | TO       | Blk      | Stl      | Pts.-Avg     |
|--------------|------------|--------------|------------|-------------|------------|-------------|------------|-------------|--------------|------------|----------|----------|----------|----------|--------------|
| 2011-12      | 0-0        | 0-0.0        | 0-0        | .000        | 0-0        | .000        | 0-0        | .000        | 0-0.0        | 0-0        | 0        | 0        | 0        | 0        | 0-0.0        |
| 2012-13      | 1-0        | 3-3.0        | 0-0        | .000        | 0-0        | .000        | 0-0        | .000        | 1-1.0        | 0-0        | 0        | 0        | 0        | 0        | 0-0.0        |
| 2013-14      | 0-0        | 0-0.0        | 0-0        | .000        | 0-0        | .000        | 0-0        | .000        | 0-0.0        | 0-0        | 0        | 0        | 0        | 0        | 0-0.0        |
| <b>TOTAL</b> | <b>1-0</b> | <b>3-3.0</b> | <b>0-0</b> | <b>.000</b> | <b>0-0</b> | <b>.000</b> | <b>0-0</b> | <b>.000</b> | <b>1-1.0</b> | <b>0-0</b> | <b>0</b> | <b>0</b> | <b>0</b> | <b>0</b> | <b>0-0.0</b> |

# PLAYER BIOS



## Jarrold Polson

Sr. • Guard • 6-2 • 182

Wilmore, Ky.

West Jessamine

@jpolson05

3

**2013-14 Season:** Drained two 3-pointers late in the first half to give UK a spark at Vandy ... Nailed a 3-pointer and passed out an assist in a season-high 21 minutes during UK's win over Belmont ... Dished out an assist in consecutive UK wins over Robert Morris and UT Arlington ... Averaged 6.5 points, two rebounds and an assist in UK's two exhibition contests ... Posted eight points while connecting on a pair of 3-pointers in a start against Montevallo.

**Career:** Graduated in May 2013 in just three years ... Played in 33 games and made one start in his junior campaign ... Averaged 3.1 points, 1.7 rebounds and 1.1 assists per outing ... A member of the 2012 National Championship team ... Averaged 18.2 points, 6.4 assists and 4.9 rebounds as a senior at West Jessamine High School, leading the squad to the second round of the Sweet 16 state tournament ... Scored 40 of the team's 60 points in the regional semifinals and 31 of the squad's 51 points in the regional finals to help West Jessamine advance to the Sweet 16 state tournament ... Finished his career as the school's all-time leading scorer with 1,884 points.

## Polson's Season & Career Highs

| 2013-14 Season              |            | Career                         |
|-----------------------------|------------|--------------------------------|
| 6, vs. Vanderbilt (1/11/14) | Pts.       | 11, at Tennessee (2/16/13)     |
| 2, vs. Arkansas (1/14/14)   | Rebs.      | 4, four times                  |
| 2, vs. Vanderbilt (1/11/14) | FG Made    | 4, three times                 |
| 4, vs. Vanderbilt (1/11/14) | FG Atts.   | 5, five times                  |
| 2, vs. Vanderbilt (1/11/14) | 3-FG Made  | 2, vs. Vanderbilt (1/11/14)    |
| 3, vs. Vanderbilt (1/11/14) | 3-FG Atts. | 3, twice                       |
| -                           | FTs Made   | 4, twice                       |
| -                           | FTs Atts.  | 4, three times                 |
| 1, five times               | Assists    | 4, vs. Samford (12/4/12)       |
| -                           | Steals     | 2, twice                       |
| 1, vs. Arkansas (1/14/14)   | Blocks     | 1, three times                 |
| 21, vs. Belmont (12/21/13)  | Minutes    | 31, at Robert Morris (3/19/13) |

## Polson's Misc. Stats

| Category                   | 2013-14 | Career |
|----------------------------|---------|--------|
| Dunks                      | -       | -      |
| Double-Figure Scoring      | -       | 3      |
| Double-Figure Rebounding   | -       | -      |
| Double-Doubles             | -       | -      |
| Games led UK in Scoring    | -       | -      |
| Games led UK in Rebounding | -       | -      |
| Games led UK in Assists    | -       | 4      |
| Games with 3+ Assists      | -       | 5      |
| Games with 3+ Blocks       | -       | -      |
| Games with 3+ Steals       | -       | -      |
| Games with 3+ 3-Pointers   | -       | -      |

## Polson Game-By-Game

| Opponent      | Min. | FG-A | Pct. | 3P-A | Pct.  | FT-A | Pct. | O-D-T | PF | A | TO | B | St. | Pts. |
|---------------|------|------|------|------|-------|------|------|-------|----|---|----|---|-----|------|
| UNC-Ash.      | 7    | 0-0  | .000 | 0-0  | .000  | 0-0  | .000 | 0-0-0 | 0  | 0 | 0  | 0 | 0   | 0    |
| NKU           | 6    | 0-0  | .000 | 0-0  | .000  | 0-0  | .000 | 0-0-0 | 2  | 0 | 1  | 0 | 0   | 0    |
| Mich. St.     |      |      |      |      |       | DNP  |      |       |    |   |    |   |     |      |
| R. Morris     | 4    | 0-0  | .000 | 0-0  | .000  | 0-0  | .000 | 0-0-0 | 1  | 1 | 0  | 0 | 0   | 0    |
| UT Arlington  | 3    | 0-0  | .000 | 0-0  | .000  | 0-0  | .000 | 0-0-0 | 0  | 1 | 0  | 0 | 0   | 0    |
| Cleveland St. |      |      |      |      |       | DNP  |      |       |    |   |    |   |     |      |
| E. Michigan   | 2    | 0-0  | .000 | 0-0  | .000  | 0-0  | .000 | 0-0-0 | 0  | 0 | 0  | 0 | 0   | 0    |
| Providence    |      |      |      |      |       | DNP  |      |       |    |   |    |   |     |      |
| Baylor        |      |      |      |      |       | DNP  |      |       |    |   |    |   |     |      |
| Boise St.     | 1    | 0-0  | .000 | 0-0  | .000  | 0-0  | .000 | 0-0-0 | 0  | 0 | 0  | 0 | 0   | 0    |
| UNC           | 2    | 0-0  | .000 | 0-0  | .000  | 0-0  | .000 | 0-0-0 | 1  | 0 | 0  | 0 | 0   | 0    |
| Belmont       | 21   | 1-2  | .500 | 1-1  | 1.000 | 0-0  | .000 | 0-0-0 | 0  | 1 | 0  | 0 | 0   | 3    |
| L'Ville       |      |      |      |      |       | DNP  |      |       |    |   |    |   |     |      |
| Miss. State   | 2    | 0-0  | .000 | 0-0  | .000  | 0-0  | .000 | 0-0-0 | 0  | 0 | 0  | 0 | 0   | 0    |
| Vandy         | 14   | 2-4  | .500 | 2-3  | .667  | 0-0  | .000 | 0-1-1 | 1  | 1 | 0  | 0 | 0   | 6    |
| Arkansas      | 17   | 0-0  | .000 | 0-0  | .000  | 0-0  | .000 | 0-2-2 | 3  | 1 | 1  | 1 | 0   | 0    |
| Tennessee     |      |      |      |      |       |      |      |       |    |   |    |   |     |      |
| Texas A&M     |      |      |      |      |       |      |      |       |    |   |    |   |     |      |
| Georgia       |      |      |      |      |       |      |      |       |    |   |    |   |     |      |
| LSU           |      |      |      |      |       |      |      |       |    |   |    |   |     |      |
| Mizzou        |      |      |      |      |       |      |      |       |    |   |    |   |     |      |
| Ole Miss      |      |      |      |      |       |      |      |       |    |   |    |   |     |      |
| Miss. State   |      |      |      |      |       |      |      |       |    |   |    |   |     |      |
| Auburn        |      |      |      |      |       |      |      |       |    |   |    |   |     |      |
| Florida       |      |      |      |      |       |      |      |       |    |   |    |   |     |      |
| Ole Miss      |      |      |      |      |       |      |      |       |    |   |    |   |     |      |
| LSU           |      |      |      |      |       |      |      |       |    |   |    |   |     |      |
| Arkansas      |      |      |      |      |       |      |      |       |    |   |    |   |     |      |
| S. Carolina   |      |      |      |      |       |      |      |       |    |   |    |   |     |      |
| Alabama       |      |      |      |      |       |      |      |       |    |   |    |   |     |      |
| Florida       |      |      |      |      |       |      |      |       |    |   |    |   |     |      |

## Polson's Career Stats

| Year         | GP-S        | Min.-Avg.      | FG-A         | Pct.        | 3FG-A       | Pct.        | FT-A         | Pct.        | Reb.-Avg.     | PF-D        | A         | TO        | Blk      | Stl       | Pts.-Avg       |
|--------------|-------------|----------------|--------------|-------------|-------------|-------------|--------------|-------------|---------------|-------------|-----------|-----------|----------|-----------|----------------|
| 2010-11      | 17-0        | 31-1.8         | 1-7          | .143        | 0-1         | .000        | 4-4          | 1.000       | 2-0.1         | 2-0         | 0         | 3         | 0        | 0         | 6-0.4          |
| 2011-12      | 11-0        | 31-2.8         | 0-2          | .000        | 0-1         | .000        | 1-4          | .250        | 4-0.4         | 4-0         | 1         | 5         | 0        | 2         | 1-0.1          |
| 2012-13      | 33-1        | 457-13.8       | 36-68        | .529        | 6-21        | .286        | 23-32        | .719        | 55-1.7        | 47-0        | 35        | 25        | 2        | 10        | 101-3.1        |
| 2013-14      | 11-0        | 79-7.2         | 3-6          | .500        | 3-4         | .750        | 0-0          | .000        | 3-0.3         | 8-0         | 5         | 2         | 1        | 0         | 9-0.8          |
| <b>TOTAL</b> | <b>72-1</b> | <b>598-8.3</b> | <b>40-83</b> | <b>.482</b> | <b>9-27</b> | <b>.333</b> | <b>28-40</b> | <b>.700</b> | <b>64-0.9</b> | <b>61-0</b> | <b>41</b> | <b>35</b> | <b>3</b> | <b>12</b> | <b>117-1.6</b> |

## Polson's Career SEC Stats

| Year         | GP-S        | Min.-Avg.       | FG-A         | Pct.        | 3FG-A       | Pct.        | FT-A         | Pct.        | Reb.-Avg.     | PF-D        | A         | TO        | Blk      | Stl      | Pts.-Avg      |
|--------------|-------------|-----------------|--------------|-------------|-------------|-------------|--------------|-------------|---------------|-------------|-----------|-----------|----------|----------|---------------|
| 2010-11      | 6-0         | 12-2.0          | 0-3          | .000        | 0-0         | .000        | 0-0          | .000        | 1-0.2         | 1-0         | 0         | 1         | 0        | 0        | 0-0.0         |
| 2011-12      | 2-0         | 5-2.5           | 0-0          | .000        | 0-0         | .000        | 0-0          | .000        | 0-0.0         | 0-0         | 0         | 0         | 0        | 0        | 0-0.0         |
| 2012-13      | 18-1        | 241-13.4        | 19-33        | .576        | 4-11        | .364        | 13-16        | .813        | 34-1.9        | 29-0        | 16        | 17        | 1        | 3        | 55-3.1        |
| 2013-14      | 3-0         | 33-11.0         | 2-4          | .500        | 2-3         | .667        | 0-0          | .000        | 3-1.0         | 4-0         | 2         | 1         | 1        | 0        | 6-2.0         |
| <b>TOTAL</b> | <b>29-1</b> | <b>291-10.0</b> | <b>21-40</b> | <b>.525</b> | <b>6-14</b> | <b>.429</b> | <b>13-16</b> | <b>.813</b> | <b>38-1.3</b> | <b>34-0</b> | <b>18</b> | <b>19</b> | <b>2</b> | <b>3</b> | <b>61-2.1</b> |

## PLAYER BIOS



### Alex Poythress

So. • Forward • 6-8 • 239

Clarksville, Tenn.

Northeast

@AlextheGreat22

22

**2013-14 Season:** Scored 12 points and grabbed six rebounds in 32 minutes of action at Arkansas ... Tallied nine points and four boards in UK's win at Vanderbilt ... Notched 12 points which included five dunks in UK's win over Mississippi State ... Scored seven points and hauled in five boards in a win vs. Louisville ... Pulled down eight rebounds on the road at North Carolina ... Grabbed six rebounds in UK's win over Eastern Michigan ... Tallied seven points and seven rebounds to help UK overcome Cleveland State ... Passed out a career-high three assists in a win over Robert Morris ... In 27 minutes of action vs. Michigan State, scored seven points and pulled down 12 rebounds ... Recorded nine points and seven rebounds in a win over Northern Kentucky ... Registered a double-double effort with 10 points and a career-high 13 rebounds in season-opening victory over UNC Asheville ... Notched a pair of rebounds in a minute of a win over Transylvania.

**Career:** Started in 31 of 33 games played as a freshman ... Averaged 11.2 points and 6.0 rebounds per game ... An All-SEC Freshman team selection ... He finished his first season ranked ninth in rebounding, 10th in made free throws and field goal percentage and 17th in scoring in the history of the program for freshmen ... Named Tennessee's Mr. Basketball and was also named Gatorade State Player of the Year out of Northeast HS ... Seventh overall player and the No. 3 small forward by Scout.com ... Rated eighth overall and No. 2 at his position by Rivals.com ... ESPNU recruiting ranked him 13th overall and No. 3 at his position.

### Poythress' Season & Career Highs

| 2013-14 Season                   |            | Career                          |
|----------------------------------|------------|---------------------------------|
| 12, twice                        | Pts.       | 22, twice                       |
| 13, vs. UNC Asheville (11/8/13)  | Rebs.      | 13, vs. UNC Asheville (11/8/13) |
| 5, twice                         | FG Made    | 9, three times                  |
| 9, vs. UNC Asheville (11/8/13)   | FG Atts.   | 12, twice                       |
| 1, four times                    | 3-FG Made  | 2, twice                        |
| 2, three times                   | 3-FG Atts. | 3, vs. Samford (12/4/12)        |
| 3, vs. Michigan State (11/12/13) | FTs Made   | 8, twice                        |
| 4, vs. Michigan State (11/12/13) | FTs Atts.  | 10, twice                       |
| 3, vs. Robert Morris (11/17/13)  | Assists    | 3, twice                        |
| 1, three times                   | Steals     | 2, at Florida (2/12/13)         |
| 3, twice                         | Blocks     | 3, twice                        |
| 32, vs. Arkansas (1/14/14)       | Minutes    | 40, vs. Missouri (2/23/13)      |

### Poythress' Misc. Stats

| Category                   | 2013-14 | Career |
|----------------------------|---------|--------|
| Dunks                      | 16      | 49     |
| Double-Figure Scoring      | 3       | 19     |
| Double-Figure Rebounding   | 2       | 4      |
| Double-Doubles             | 1       | 2      |
| Games led UK in Scoring    | -       | 4      |
| Games led UK in Rebounding | -       | 5      |
| Games led UK in Assists    | 1       | 4      |
| Games with 3+ Assists      | -       | 1      |
| Games with 3+ Blocks       | 2       | 2      |
| Games with 3+ Steals       | -       | -      |
| Games with 3+ 3-Pointers   | -       | -      |

### Poythress Game-By-Game

| Opponent      | Min. | FG-A | Pct.  | 3P-A | Pct.  | FT-A | Pct.  | O-D-T  | PF | A | TO | B | St. | Pts. |
|---------------|------|------|-------|------|-------|------|-------|--------|----|---|----|---|-----|------|
| UNC-Ash.      | 21   | 5-9  | .556  | 0-1  | .000  | 0-1  | .000  | 6-7-13 | 2  | 0 | 0  | 0 | 0   | 10   |
| NKU           | 20   | 4-7  | .571  | 1-2  | .500  | 0-0  | .000  | 1-6-7  | 1  | 2 | 0  | 0 | 1   | 9    |
| Mich. St.     | 27   | 2-6  | .333  | 0-2  | .000  | 3-4  | .750  | 7-5-12 | 2  | 0 | 1  | 3 | 0   | 7    |
| R. Morris     | 12   | 1-5  | .200  | 0-1  | .000  | 0-2  | .000  | 2-2-4  | 2  | 3 | 2  | 0 | 1   | 2    |
| UT Arlington  | 15   | 0-2  | .000  | 0-0  | .000  | 0-2  | .000  | 1-3-4  | 2  | 1 | 0  | 1 | 0   | 0    |
| Cleveland St. | 15   | 2-6  | .333  | 1-2  | .500  | 2-2  | 1.000 | 3-4-7  | 1  | 0 | 1  | 1 | 0   | 7    |
| E. Michigan   | 23   | 1-1  | 1.000 | 0-0  | .000  | 1-2  | .500  | 2-4-6  | 1  | 0 | 2  | 0 | 1   | 3    |
| Providence    | 15   | 2-3  | .667  | 1-1  | 1.000 | 0-0  | .000  | 0-1-1  | 1  | 0 | 2  | 2 | 0   | 5    |
| Baylor        | 6    | 0-1  | .000  | 0-0  | .000  | 0-2  | .000  | 1-1-2  | 3  | 0 | 1  | 0 | 0   | 0    |
| Boise St.     | 17   | 0-1  | .000  | 0-0  | .000  | 0-0  | .000  | 2-1-3  | 2  | 1 | 0  | 0 | 0   | 0    |
| UNC           | 24   | 2-4  | .500  | 0-1  | .000  | 2-3  | .667  | 5-3-8  | 5  | 0 | 1  | 1 | 0   | 6    |
| Belmont       | 18   | 3-6  | .500  | 1-1  | 1.000 | 0-0  | .000  | 1-4-5  | 1  | 1 | 0  | 0 | 0   | 7    |
| L'Ville       | 21   | 3-4  | .750  | 0-0  | .000  | 1-2  | .500  | 1-4-5  | 3  | 0 | 0  | 0 | 0   | 7    |
| Miss. State   | 22   | 5-6  | .833  | 0-0  | .000  | 2-2  | 1.000 | 1-3-4  | 2  | 2 | 2  | 3 | 0   | 12   |
| Vandy         | 19   | 4-7  | .571  | 0-1  | .000  | 1-3  | .333  | 2-2-4  | 0  | 0 | 1  | 1 | 0   | 9    |
| Arkansas      | 32   | 5-7  | .714  | 0-0  | .000  | 2-2  | 1.000 | 1-5-6  | 4  | 0 | 0  | 2 | 0   | 12   |
| Tennessee     |      |      |       |      |       |      |       |        |    |   |    |   |     |      |
| Texas A&M     |      |      |       |      |       |      |       |        |    |   |    |   |     |      |
| Georgia       |      |      |       |      |       |      |       |        |    |   |    |   |     |      |
| LSU           |      |      |       |      |       |      |       |        |    |   |    |   |     |      |
| Mizzou        |      |      |       |      |       |      |       |        |    |   |    |   |     |      |
| Ole Miss      |      |      |       |      |       |      |       |        |    |   |    |   |     |      |
| Miss. State   |      |      |       |      |       |      |       |        |    |   |    |   |     |      |
| Auburn        |      |      |       |      |       |      |       |        |    |   |    |   |     |      |
| Florida       |      |      |       |      |       |      |       |        |    |   |    |   |     |      |
| Ole Miss      |      |      |       |      |       |      |       |        |    |   |    |   |     |      |
| LSU           |      |      |       |      |       |      |       |        |    |   |    |   |     |      |
| Arkansas      |      |      |       |      |       |      |       |        |    |   |    |   |     |      |
| S. Carolina   |      |      |       |      |       |      |       |        |    |   |    |   |     |      |
| Alabama       |      |      |       |      |       |      |       |        |    |   |    |   |     |      |
| Florida       |      |      |       |      |       |      |       |        |    |   |    |   |     |      |

### Poythress' Career Stats

| Year         | GP-S         | Min.-Avg.        | FG-A           | Pct.        | 3FG-A        | Pct.        | FT-A           | Pct.        | Reb.-Avg.      | PF-D         | A         | TO        | Blk       | Stl       | Pts.-Avg       |
|--------------|--------------|------------------|----------------|-------------|--------------|-------------|----------------|-------------|----------------|--------------|-----------|-----------|-----------|-----------|----------------|
| 2012-13      | 33-31        | 852-25.8         | 133-229        | .581        | 14-33        | .424        | 91-132         | .689        | 199-6.0        | 88-6         | 22        | 66        | 14        | 9         | 371-11.2       |
| 2013-14      | 16-0         | 307-19.2         | 39-75          | .520        | 4-12         | .333        | 14-27          | .519        | 91-5.7         | 32-1         | 10        | 13        | 14        | 3         | 96-6.0         |
| <b>TOTAL</b> | <b>49-31</b> | <b>1159-23.7</b> | <b>172-304</b> | <b>.566</b> | <b>18-45</b> | <b>.400</b> | <b>105-159</b> | <b>.660</b> | <b>290-5.9</b> | <b>120-7</b> | <b>32</b> | <b>79</b> | <b>28</b> | <b>12</b> | <b>467-9.5</b> |

### Poythress' Career SEC Stats

| Year         | GP-S         | Min.-Avg.       | FG-A          | Pct.        | 3FG-A       | Pct.        | FT-A         | Pct.        | Reb.-Avg.      | PF-D        | A         | TO        | Blk       | Stl      | Pts.-Avg        |
|--------------|--------------|-----------------|---------------|-------------|-------------|-------------|--------------|-------------|----------------|-------------|-----------|-----------|-----------|----------|-----------------|
| 2012-13      | 18-17        | 449-24.9        | 60-113        | .531        | 7-16        | .438        | 50-68        | .735        | 111-6.2        | 53-5        | 14        | 29        | 4         | 7        | 177-9.8         |
| 2013-14      | 3-0          | 73-24.3         | 14-20         | .700        | 0-1         | .000        | 5-7          | .714        | 14-4.7         | 6-0         | 2         | 3         | 6         | 0        | 33-11.0         |
| <b>TOTAL</b> | <b>21-17</b> | <b>522-24.9</b> | <b>74-133</b> | <b>.556</b> | <b>7-17</b> | <b>.412</b> | <b>55-75</b> | <b>.733</b> | <b>125-6.0</b> | <b>59-5</b> | <b>16</b> | <b>32</b> | <b>10</b> | <b>7</b> | <b>210-10.0</b> |

## PLAYER BIOS



### Julius Randle

Fr. • Forward • 6-9 • 250

Dallas, Texas

Prestonwood Christian

@J30\_RANDLE

30

**2013-14 Season:** Notched 20 points, including 10 free throws and 14 rebounds in a losing effort at Arkansas ... Tallied 17 points, shooting 7-of-8 from the field in the first half to help the Wildcats knock off Louisville ... Scored 29 points, with 13 free throws, and grabbed 10 boards in UK's win over Belmont ... Recorded his eighth double-double of the year with 17 points and 11 boards in UK's win over Boise State ... Notched 16 points, eight rebounds and four assists vs. Baylor ... Recorded a double-double with 15 points and 15 rebounds in UK's win over Cleveland State ... Tallied 22 points, 10 rebounds, four assists and two blocks in a win over UT Arlington for a fifth consecutive double-double ... Notched a fourth consecutive double-double to open the season with a 10-point, 15-rebound performance while adding a pair of blocks against Robert Morris ... Went for 27 points, including 23 in the second half, and 13 rebounds vs. Michigan State, his third consecutive 20-point, 10-rebound game ... Tallied a second consecutive double-double with 22 points and 14 rebounds vs. Northern Kentucky ... Posted a double-double effort in his debut with 23 points and 16 rebounds vs. UNC Asheville, while making 11 free throws ... Among watch list candidates for the Oscar Robertson Trophy and the Wayman Tisdale Award ... Media preseason selection for SEC Player of the Year ... A preseason All-America candidate for NBC and CBS ... Earned preseason All-SEC honors by the media ... Averaged 18.5 points and 11.5 rebounds in UK's two exhibition contests.

**Career:** Averaged 32.5 points and 22.5 rebounds per game as a senior en route to claiming the state title ... Won state titles at Prestonwood Christian Academy during his freshman, junior and senior seasons ... Was the nation's consensus top power forward and was ranked the No. 2 overall player by Rivals, the No. 3 overall player by ESPN and the No. 5 overall player by Scout ... Earned co-MVP honors of the Jordan Brand Classic game with 19 points and seven rebounds ... Played in the FIBA tournament with Team USA's U18 squad where he averaged 14.2 points and 6.6 rebounds per game.

### Randle's Season & Career Highs

| 2013-14 Season                    |            | Career                            |
|-----------------------------------|------------|-----------------------------------|
| 29, vs. Belmont (12/21/13)        | Pts.       | 29, vs. Belmont (12/21/13)        |
| 16, vs. UNC Asheville (11/8/13)   | Rebs.      | 16, vs. UNC Asheville (11/8/13)   |
| 9, vs. Michigan State (11/12/13)  | FG Made    | 9, vs. Michigan State (11/12/13)  |
| 14, vs. Michigan State (11/12/13) | FG Atts.   | 14, vs. Michigan State (11/12/13) |
| -                                 | 3-FG Made  | -                                 |
| 1, seven times                    | 3-FG Atts. | 1, seven times                    |
| 13, vs. Belmont (12/21/13)        | FTs Made   | 13, vs. Belmont (12/21/13)        |
| 19, vs. Belmont (12/21/13)        | FTs Atts.  | 19, vs. Belmont (12/21/13)        |
| 4, three times                    | Assists    | 4, three times                    |
| 1, vs. Providence (12/1/13)       | Steals     | 1, vs. Providence (12/1/13)       |
| 2, three times                    | Blocks     | 2, three times                    |
| 40, vs. Arkansas (1/14/14)        | Minutes    | 40, vs. Arkansas (1/14/14)        |

### Randle's Misc. Stats

| Category                   | 2013-14 | Career |
|----------------------------|---------|--------|
| Dunks                      | 18      | 18     |
| Double-Figure Scoring      | 14      | 14     |
| Double-Figure Rebounding   | 12      | 12     |
| Double-Doubles             | 10      | 10     |
| Games led UK in Scoring    | 6       | 6      |
| Games led UK in Assists    | 2       | 2      |
| Games led UK in Rebounding | 14      | 14     |
| Games led UK in Blocks     | 1       | 1      |
| Games with 3+ Assists      | 3       | 3      |
| Games with 3+ Blocks       | -       | -      |
| Games with 3+ Steals       | -       | -      |
| Games with 3+ 3-Pointers   | -       | -      |

### Randle Game-By-Game

| Opponent      | Min.     | FG-A | Pct. | 3P-A | Pct. | FT-A  | Pct.  | O-D-T   | PF | A | TO | B | St. | Pts. |
|---------------|----------|------|------|------|------|-------|-------|---------|----|---|----|---|-----|------|
| UNC-Ash.      | 26 Start | 6-12 | .500 | 0-0  | .000 | 11-13 | .846  | 6-10-16 | 3  | 1 | 2  | 0 | 0   | 23   |
| NKU           | 29 Start | 6-7  | .857 | 0-1  | .000 | 10-14 | .714  | 5-9-14  | 2  | 3 | 2  | 1 | 0   | 22   |
| Mich. St.     | 35 Start | 9-14 | .643 | 0-1  | .000 | 9-15  | .600  | 4-9-13  | 4  | 1 | 8  | 0 | 0   | 27   |
| R. Morris     | 28 Start | 5-9  | .556 | 0-0  | .000 | 0-1   | .000  | 5-10-15 | 1  | 2 | 3  | 2 | 0   | 10   |
| UTA           | 29 Start | 7-12 | .583 | 0-1  | .000 | 8-10  | .800  | 5-5-10  | 3  | 4 | 2  | 2 | 0   | 22   |
| Cleveland St. | 38 Start | 3-10 | .300 | 0-0  | .000 | 9-11  | .818  | 7-8-15  | 1  | 2 | 5  | 0 | 0   | 15   |
| E. Michigan   | 22 Start | 5-10 | .500 | 0-1  | .000 | 4-4   | 1.000 | 6-4-10  | 2  | 0 | 5  | 0 | 0   | 14   |
| Providence    | 34 Start | 4-10 | .400 | 0-0  | .000 | 4-7   | .571  | 0-8-8   | 3  | 4 | 2  | 0 | 1   | 12   |
| Baylor        | 38 Start | 5-10 | .500 | 0-0  | .000 | 6-8   | .750  | 3-5-8   | 1  | 4 | 2  | 1 | 0   | 16   |
| Boise St.     | 28 Start | 7-11 | .636 | 0-0  | .000 | 3-4   | .750  | 3-8-11  | 1  | 1 | 4  | 1 | 0   | 17   |
| UNC           | 29 Start | 3-9  | .333 | 0-0  | .000 | 5-6   | .833  | 0-5-5   | 4  | 0 | 4  | 1 | 0   | 11   |
| Belmont       | 28 Start | 8-10 | .800 | 0-1  | .000 | 13-19 | .684  | 2-8-10  | 5  | 0 | 1  | 1 | 0   | 29   |
| L'Ville       | 21 Start | 7-8  | .875 | 0-1  | .000 | 3-6   | .500  | 1-2-3   | 1  | 0 | 2  | 0 | 0   | 17   |
| Miss. State   | 21 Start | 3-7  | .429 | 0-1  | .000 | 2-4   | .500  | 6-8-14  | 3  | 1 | 1  | 0 | 0   | 8    |
| Vandy         | 25 Start | 3-10 | .300 | 0-0  | .000 | 1-2   | .500  | 6-5-11  | 0  | 0 | 4  | 0 | 2   | 7    |
| Arkansas      | 32 Start | 5-11 | .455 | 0-0  | .000 | 10-14 | .714  | 6-8-14  | 4  | 0 | 5  | 2 | 0   | 20   |
| Tennessee     |          |      |      |      |      |       |       |         |    |   |    |   |     |      |
| Texas A&M     |          |      |      |      |      |       |       |         |    |   |    |   |     |      |
| Georgia       |          |      |      |      |      |       |       |         |    |   |    |   |     |      |
| LSU           |          |      |      |      |      |       |       |         |    |   |    |   |     |      |
| Mizzou        |          |      |      |      |      |       |       |         |    |   |    |   |     |      |
| Ole Miss      |          |      |      |      |      |       |       |         |    |   |    |   |     |      |
| Miss. State   |          |      |      |      |      |       |       |         |    |   |    |   |     |      |
| Auburn        |          |      |      |      |      |       |       |         |    |   |    |   |     |      |
| Florida       |          |      |      |      |      |       |       |         |    |   |    |   |     |      |
| Ole Miss      |          |      |      |      |      |       |       |         |    |   |    |   |     |      |
| LSU           |          |      |      |      |      |       |       |         |    |   |    |   |     |      |
| Arkansas      |          |      |      |      |      |       |       |         |    |   |    |   |     |      |
| S. Carolina   |          |      |      |      |      |       |       |         |    |   |    |   |     |      |
| Alabama       |          |      |      |      |      |       |       |         |    |   |    |   |     |      |
| Florida       |          |      |      |      |      |       |       |         |    |   |    |   |     |      |


### Randle's Career Stats

| Year    | GP-S  | Min.-Avg. | FG-A   | Pct. | 3FG-A | Pct. | FT-A   | Pct. | Reb.-Avg. | PF-D | A  | TO | Blk | Stl | Pts.-Avg |
|---------|-------|-----------|--------|------|-------|------|--------|------|-----------|------|----|----|-----|-----|----------|
| 2013-14 | 16-16 | 463-28.9  | 86-161 | .534 | 0-7   | .000 | 98-138 | .710 | 177-11.1  | 38-1 | 23 | 52 | 11  | 3   | 270-16.9 |
| TOTAL   | 16-16 | 463-28.9  | 86-161 | .534 | 0-7   | .000 | 98-138 | .710 | 177-11.1  | 38-1 | 23 | 52 | 11  | 3   | 270-16.9 |

### Randle's Career SEC Stats

| Year    | GP-S | Min.-Avg. | FG-A  | Pct. | 3FG-A | Pct. | FT-A  | Pct. | Reb.-Avg. | PF-D | A | TO | Blk | Stl | Pts.-Avg |
|---------|------|-----------|-------|------|-------|------|-------|------|-----------|------|---|----|-----|-----|----------|
| 2013-14 | 3-3  | 78-26.0   | 11-28 | .393 | 0-1   | .000 | 13-20 | .650 | 39-13.0   | 7-0  | 1 | 10 | 2   | 2   | 35-11.7  |
| TOTAL   | 3-3  | 78-26.0   | 11-28 | .393 | 0-1   | .000 | 13-20 | .650 | 39-13.0   | 7-0  | 1 | 10 | 2   | 2   | 35-11.7  |

# PLAYER BIOS



## Derek Willis

Fr. • Forward • 6-9 • 205

Mt. Washington, Ky.

Bullitt East

@derek\_willis33

35

**2013-14 Season:** Hauled in a rebound in the win over Mississippi State ... Tallied six points, draining four free throws, in Kentucky's win over Robert Morris ... Knocked down a three and three free throws in UK's win over Northern Kentucky ... Scored two points off free throws in collegiate debut vs. UNC Asheville ... Averaged 4.0 points and 2.0 rebounds in two UK exhibition victories ... Totaled six points in 10 minutes of a win over Transylvania ... Scored two points and added four rebounds in the win over Montevallo.

**Career:** Scored 17.4 points and hauled in 9.4 rebounds per game as a senior ... Averaged 18.0 points and 9.3 rebounds while leading his team to the Sweet 16 in Rupp Arena as a junior ... Won two 6th Regional titles ... The first player to commit to the 2013-14 class ... Rivals tabbed Willis as the No. 25 power forward, while Scout ranked him at No. 27 ... ESPN Recruiting rated him at No. 37 at his position ... Appeared in the Derby Classic and the Kentucky-Indiana All-Stars games.

## Willis' Season & Career Highs

| 2013-14 Season                     |            | Career                             |
|------------------------------------|------------|------------------------------------|
| 6, twice                           | Pts.       | 6, twice                           |
| 2, vs. Northern Kentucky (11/1/13) | Rebs.      | 2, vs. Northern Kentucky (11/1/13) |
| 1, twice                           | FG Made    | 1, twice                           |
| 2, twice                           | FG Atts.   | 2, twice                           |
| 1, vs. Northern Kentucky (11/1/13) | 3-FG Made  | 1, vs. Northern Kentucky (11/1/13) |
| 2, twice                           | 3-FG Atts. | 2, twice                           |
| 4, vs. Robert Morris (11/17/13)    | FTs Made   | 4, vs. Robert Morris (11/17/13)    |
| 6, vs. UNC Asheville (11/8/13)     | FTs Atts.  | 6, vs. UNC Asheville (11/8/13)     |
| -                                  | Assists    | -                                  |
| -                                  | Steals     | -                                  |
| -                                  | Blocks     | -                                  |
| 6, twice                           | Minutes    | 6, twice                           |

## Willis' Misc. Stats

| Category                   | 2013-14 | Career |
|----------------------------|---------|--------|
| Dunks                      | 1       | 1      |
| Double-Figure Scoring      | -       | -      |
| Double-Figure Rebounding   | -       | -      |
| Double-Doubles             | -       | -      |
| Games led UK in Scoring    | -       | -      |
| Games led UK in Rebounding | -       | -      |
| Games led UK in Blocks     | -       | -      |
| Games with 3+ Assists      | -       | -      |
| Games with 3+ Blocks       | -       | -      |
| Games with 3+ Steals       | -       | -      |
| Games with 3+ 3-Pointers   | -       | -      |

## Willis Game-By-Game

| Opponent      | Min. | FG-A | Pct. | 3P-A | Pct. | FT-A | Pct.  | O-D-T | PF | A | TO | B | St. | Pts. |
|---------------|------|------|------|------|------|------|-------|-------|----|---|----|---|-----|------|
| UNC-Ash.      | 4    | 0-0  | .000 | 0-0  | .000 | 2-2  | 1.000 | 0-0-0 | 0  | 0 | 1  | 0 | 0   | 2    |
| NKU           | 6    | 1-2  | .500 | 1-2  | .500 | 3-6  | .500  | 0-2-2 | 0  | 0 | 2  | 0 | 0   | 6    |
| Mich. St.     |      |      |      |      |      | DNP  |       |       |    |   |    |   |     |      |
| R. Morris     | 4    | 1-2  | .500 | 0-0  | .000 | 4-4  | 1.000 | 0-1-1 | 0  | 0 | 0  | 0 | 0   | 6    |
| UT Arlington  | 2    | 0-0  | .000 | 0-0  | .000 | 0-0  | .000  | 0-0-0 | 0  | 0 | 0  | 0 | 0   | 0    |
| Cleveland St. |      |      |      |      |      | DNP  |       |       |    |   |    |   |     |      |
| E. Michigan   |      |      |      |      |      | DNP  |       |       |    |   |    |   |     |      |
| Providence    | 1    | 0-0  | .000 | 0-0  | .000 | 0-0  | .000  | 0-0-0 | 0  | 0 | 0  | 0 | 0   | 0    |
| Baylor        |      |      |      |      |      | DNP  |       |       |    |   |    |   |     |      |
| Boise St.     |      |      |      |      |      | DNP  |       |       |    |   |    |   |     |      |
| UNC           | 1    | 0-0  | .000 | 0-0  | .000 | 0-0  | .000  | 0-0-0 | 0  | 0 | 0  | 0 | 0   | 0    |
| Belmont       | 3    | 0-0  | .000 | 0-0  | .000 | 0-0  | .000  | 0-1-1 | 0  | 0 | 0  | 0 | 0   | 0    |
| L'Ville       |      |      |      |      |      | DNP  |       |       |    |   |    |   |     |      |
| Miss. State   | 3    | 0-1  | .000 | 0-1  | .000 | 0-0  | .000  | 0-1-1 | 0  | 0 | 0  | 0 | 0   | 0    |
| Vandy         | 6    | 0-2  | .000 | 0-2  | .000 | 0-0  | .000  | 1-0-1 | 0  | 0 | 0  | 0 | 1   | 0    |
| Arkansas      |      |      |      |      |      | DNP  |       |       |    |   |    |   |     |      |
| Tennessee     |      |      |      |      |      |      |       |       |    |   |    |   |     |      |
| Texas A&M     |      |      |      |      |      |      |       |       |    |   |    |   |     |      |
| Georgia       |      |      |      |      |      |      |       |       |    |   |    |   |     |      |
| LSU           |      |      |      |      |      |      |       |       |    |   |    |   |     |      |
| Mizzou        |      |      |      |      |      |      |       |       |    |   |    |   |     |      |
| Ole Miss      |      |      |      |      |      |      |       |       |    |   |    |   |     |      |
| Miss. State   |      |      |      |      |      |      |       |       |    |   |    |   |     |      |
| Auburn        |      |      |      |      |      |      |       |       |    |   |    |   |     |      |
| Florida       |      |      |      |      |      |      |       |       |    |   |    |   |     |      |
| Ole Miss      |      |      |      |      |      |      |       |       |    |   |    |   |     |      |
| LSU           |      |      |      |      |      |      |       |       |    |   |    |   |     |      |
| Arkansas      |      |      |      |      |      |      |       |       |    |   |    |   |     |      |
| S. Carolina   |      |      |      |      |      |      |       |       |    |   |    |   |     |      |
| Alabama       |      |      |      |      |      |      |       |       |    |   |    |   |     |      |
| Florida       |      |      |      |      |      |      |       |       |    |   |    |   |     |      |

## Willis' Career Stats

| Year    | GP-S | Min.-Avg. | FG-A | Pct. | 3FG-A | Pct. | FT-A | Pct. | Reb.-Avg. | PF-D | A | TO | Blk | Stl | Pts.-Avg |
|---------|------|-----------|------|------|-------|------|------|------|-----------|------|---|----|-----|-----|----------|
| 2013-14 | 9-0  | 30-3.3    | 2-7  | .286 | 1-5   | .200 | 9-12 | .750 | 6-0.7     | 0-0  | 0 | 3  | 0   | 1   | 14-1.6   |
| TOTAL   | 9-0  | 30-3.3    | 2-7  | .286 | 1-5   | .200 | 9-12 | .750 | 6-0.7     | 0-0  | 0 | 3  | 0   | 1   | 14-1.6   |

## Willis' Career SEC Stats

| Year    | GP-S | Min.-Avg. | FG-A | Pct. | 3FG-A | Pct. | FT-A | Pct. | Reb.-Avg. | PF-D | A | TO | Blk | Stl | Pts.-Avg |
|---------|------|-----------|------|------|-------|------|------|------|-----------|------|---|----|-----|-----|----------|
| 2013-14 | 2-0  | 9-4.5     | 0-3  | .000 | 0-3   | .000 | 0-0  | .000 | 2-1.0     | 0-0  | 0 | 0  | 0   | 1   | 0-0.0    |
| TOTAL   | 2-0  | 9-4.5     | 0-3  | .000 | 0-3   | .000 | 0-0  | .000 | 2-1.0     | 0-0  | 0 | 0  | 0   | 1   | 0-0.0    |

## PLAYER BIOS



### James Young

Fr. • G/F • 6-6 • 215

Rochester Hills, Mich.

Rochester

@James63Young

1

**2013-14 Season:** Led Kentucky in scoring at Arkansas with 23 points, while pulling down six rebounds ... Tallied 26 points, 10 rebounds and five assists to open SEC play against Mississippi State ... Named MVP of the UK/UofL game by the Bluegrass Sports Commission after recording 18 points, a season-best 10 rebounds and four assists ... Notched 16 points, shooting 8-of-10 from the charity stripe on the road at UNC ... Scored 21 points and pulled down a career best nine rebounds in UK's win over Boise State ... Tallied 14 points, going 4-for-7 from beyond the arc vs. Baylor ... Led the Wildcats in scoring with 18 points, including nailing three 3s in a win over Providence ... Posted six points, six rebounds and four assists in UK's win over Eastern Michigan ... Scored nine points and grabbed five rebounds in UK's win over Cleveland State ... Led UK with a career-high 26 points, including nailing five 3s in Kentucky's win over UT Arlington ... Scored 10 points in Kentucky's win over Robert Morris ... Drained three 3s en route to scoring 19 points against Michigan State ... Posted 11 points and added four rebounds in a win over UNC Asheville ... Among watch list candidates for the Wayman Tisdale Award ... Earned preseason NBC honorable mention All-America honors ... Averaged 12.5 points, 5.0 rebounds and 3.5 assists in UK's two exhibition wins ... Posted 16 points and five rebounds in the win over Montevallo ... Had three steals and five assists in the win over Transylvania.

**Career:** Averaged 27.2 points, 16.0 rebounds and 5.7 assists as a senior at Rochester ... As a junior at Troy High School, he averaged 25.1 points, 10.5 rebounds, 4.5 assists and 2.5 steals, earning first-team All-State honors from the Associated Press, Detroit News and Detroit Free Press ... Ranked as the No. 6 prospect in his class by ESPNU Recruiting and No. 10 by both Rivals and Scout ... ESPNU and Rivals ranked him as the second-best shooting guard in the country, while Scout ranked him as the third-best small forward in the nation.

### Young's Season & Career Highs

| 2013-14 Season                     |            | Career                             |
|------------------------------------|------------|------------------------------------|
| 26, twice                          | Pts.       | 26, twice                          |
| 10, twice                          | Rebs.      | 10, twice                          |
| 8, three times                     | FG Made    | 8, three times                     |
| 18, vs. Mississippi State (1/8/14) | FG Atts.   | 18, vs. Mississippi State (1/8/14) |
| 5, vs. UT Arlington (11/19/13)     | 3-FG Made  | 5, vs. UT Arlington (11/19/13)     |
| 11, twice                          | 3-FG Atts. | 11, twice                          |
| 8, vs. North Carolina (12/14/13)   | FTs Made   | 8, vs. North Carolina (12/14/13)   |
| 10, vs. North Carolina (12/14/13)  | FTs Atts.  | 10, vs. North Carolina (12/14/13)  |
| 5, vs. Mississippi State (1/8/14)  | Assists    | 5, vs. Mississippi State (1/8/14)  |
| 2, five times                      | Steals     | 2, five times                      |
| 1, four times                      | Blocks     | 1, four times                      |
| 40, vs. Arkansas (1/14/14)         | Minutes    | 40, vs. Arkansas (1/14/14)         |

### Young's Misc. Stats

| Category                   | 2013-14 | Career |
|----------------------------|---------|--------|
| Dunks                      | 8       | 8      |
| Double-Figure Scoring      | 11      | 11     |
| Double-Figure Rebounding   | 2       | 2      |
| Double-Doubles             | 2       | 2      |
| Games led UK in Scoring    | 6       | 6      |
| Games led UK in Rebounding | 1       | 1      |
| Games led UK in Blocks     | -       | -      |
| Games led UK in assists    | 3       | 3      |
| Games with 3+ Assists      | 6       | 6      |
| Games with 3+ Blocks       | -       | -      |
| Games with 3+ Steals       | -       | -      |
| Games with 3+ 3-Pointers   | 7       | 7      |

### Young Game-By-Game

| Opponent      | Min.     | FG-A | Pct. | 3P-A | Pct. | FT-A | Pct.  | O-D-T  | PF | A | TO | B | St. | Pts. |
|---------------|----------|------|------|------|------|------|-------|--------|----|---|----|---|-----|------|
| UNC-Ash.      | 29 Start | 3-10 | .300 | 2-5  | .400 | 3-6  | .500  | 2-2-4  | 2  | 1 | 1  | 1 | 0   | 11   |
| NKU           | 27 Start | 2-8  | .250 | 1-6  | .167 | 0-0  | .000  | 0-1-1  | 0  | 1 | 2  | 0 | 0   | 5    |
| Mich. St.     | 34 Start | 7-16 | .438 | 3-11 | .273 | 2-5  | .400  | 2-2-4  | 0  | 2 | 1  | 0 | 1   | 19   |
| R. Morris     | 24 Start | 4-11 | .364 | 1-6  | .167 | 1-2  | .500  | 0-3-3  | 2  | 2 | 3  | 0 | 2   | 10   |
| UTA           | 29 Start | 8-14 | .571 | 5-10 | .500 | 5-7  | .714  | 1-1-2  | 3  | 3 | 0  | 0 | 2   | 26   |
| Cleveland St. | 39 Start | 3-11 | .273 | 1-4  | .250 | 2-2  | 1.000 | 2-3-5  | 1  | 3 | 3  | 1 | 0   | 9    |
| E. Michigan   | 37 Start | 1-8  | .125 | 0-6  | .000 | 4-5  | .800  | 1-5-6  | 2  | 4 | 5  | 0 | 1   | 6    |
| Providence    | 33 Start | 5-7  | .714 | 3-4  | .750 | 5-6  | .833  | 0-3-3  | 4  | 1 | 2  | 0 | 1   | 18   |
| Baylor        | 38 Start | 5-11 | .455 | 4-7  | .571 | 0-2  | .000  | 0-2-2  | 0  | 1 | 2  | 0 | 0   | 14   |
| Boise St.     | 31 Start | 7-15 | .467 | 4-11 | .364 | 3-4  | .750  | 1-8-9  | 0  | 0 | 5  | 0 | 0   | 21   |
| UNC           | 29 Start | 3-10 | .300 | 2-6  | .333 | 8-10 | .800  | 1-4-5  | 5  | 1 | 1  | 0 | 2   | 16   |
| Belmont       | 20 Start | 2-5  | .400 | 0-2  | .000 | 2-2  | 1.000 | 1-0-1  | 2  | 1 | 0  | 0 | 0   | 6    |
| L'Ville       | 36 Start | 5-17 | .294 | 3-8  | .375 | 5-9  | .556  | 4-6-10 | 2  | 4 | 2  | 1 | 1   | 18   |
| Miss. State   | 35 Start | 8-18 | .444 | 3-10 | .300 | 7-9  | .778  | 5-5-10 | 2  | 5 | 2  | 1 | 2   | 26   |
| Vandy         | 26 Start | 2-10 | .200 | 1-7  | .143 | 1-2  | .500  | 1-1-2  | 2  | 4 | 2  | 0 | 0   | 6    |
| Arkansas      | 40 Start | 8-17 | .471 | 2-6  | .333 | 5-8  | .625  | 2-4-6  | 3  | 2 | 3  | 0 | 2   | 23   |
| Tennessee     |          |      |      |      |      |      |       |        |    |   |    |   |     |      |
| Texas A&M     |          |      |      |      |      |      |       |        |    |   |    |   |     |      |
| Georgia       |          |      |      |      |      |      |       |        |    |   |    |   |     |      |
| LSU           |          |      |      |      |      |      |       |        |    |   |    |   |     |      |
| Mizzou        |          |      |      |      |      |      |       |        |    |   |    |   |     |      |
| Ole Miss      |          |      |      |      |      |      |       |        |    |   |    |   |     |      |
| Miss. State   |          |      |      |      |      |      |       |        |    |   |    |   |     |      |
| Auburn        |          |      |      |      |      |      |       |        |    |   |    |   |     |      |
| Florida       |          |      |      |      |      |      |       |        |    |   |    |   |     |      |
| Ole Miss      |          |      |      |      |      |      |       |        |    |   |    |   |     |      |
| LSU           |          |      |      |      |      |      |       |        |    |   |    |   |     |      |
| Arkansas      |          |      |      |      |      |      |       |        |    |   |    |   |     |      |
| S. Carolina   |          |      |      |      |      |      |       |        |    |   |    |   |     |      |
| Alabama       |          |      |      |      |      |      |       |        |    |   |    |   |     |      |
| Florida       |          |      |      |      |      |      |       |        |    |   |    |   |     |      |

### Young's Career Stats

| Year    | GP-S  | Min.-Avg. | FG-A   | Pct. | 3FG-A  | Pct. | FT-A  | Pct. | Reb.-Avg. | PF-D | A  | TO | Blk | Stl | Pts.-Avg |
|---------|-------|-----------|--------|------|--------|------|-------|------|-----------|------|----|----|-----|-----|----------|
| 2013-14 | 16-16 | 507-31.7  | 73-188 | .388 | 35-109 | .321 | 53-79 | .671 | 73-4.6    | 30-1 | 35 | 34 | 4   | 14  | 234-14.6 |
| TOTAL   | 16-16 | 507-31.7  | 73-188 | .388 | 35-109 | .321 | 53-79 | .671 | 73-4.6    | 30-1 | 35 | 34 | 4   | 14  | 234-14.6 |

### Young's Career SEC Stats

| Year    | GP-S | Min.-Avg. | FG-A  | Pct. | 3FG-A | Pct. | FT-A  | Pct. | Reb.-Avg. | PF-D | A  | TO | Blk | Stl | Pts.-Avg |
|---------|------|-----------|-------|------|-------|------|-------|------|-----------|------|----|----|-----|-----|----------|
| 2013-14 | 3-3  | 101-33.7  | 18-45 | .400 | 6-23  | .261 | 13-19 | .684 | 18-6.0    | 7-0  | 11 | 7  | 1   | 4   | 55-18.3  |
| TOTAL   | 3-3  | 101-33.7  | 18-45 | .400 | 6-23  | .261 | 13-19 | .684 | 18-6.0    | 7-0  | 11 | 7  | 1   | 4   | 55-18.3  |

**Eric Bledsoe • Phoenix Suns**

- 18th overall pick by the Oklahoma City Thunder in 2010
- Averaged 11.3 points, 3.1 rebounds and 2.9 assists as a freshman at UK in 2009-10
- In his first season with the Suns after playing three seasons with the Los Angeles Clippers



Bledsoe's Season Stats

| G  | GS | MP  | FG  | FGA | FG%  | 3P | 3PA | 3P%  | 2P  | 2PA | 2P%  | FT  | FTA | FT%  | ORB | DRB | TRB | AST | STL | BLK | TOV | PF | PTS |
|----|----|-----|-----|-----|------|----|-----|------|-----|-----|------|-----|-----|------|-----|-----|-----|-----|-----|-----|-----|----|-----|
| 24 | 22 | 803 | 151 | 311 | .486 | 28 | 80  | .350 | 123 | 231 | .532 | 101 | 128 | .789 | 10  | 92  | 102 | 140 | 37  | 8   | 78  | 61 | 431 |

**Keith Bogans • Boston Celtics**

- Drafted 43rd in the 2003 NBA Draft by the Milwaukee Bucks
- Averaged 14.2 points and 4.1 rebounds in 135 games at UK from 1999-03
- In his 10th season in the NBA



Bogans' Season Stats

| G | GS | MP | FG | FGA | FG%  | 3P | 3PA | 3P%  | 2P | 2PA | 2P% | FT | FTA | FT%   | ORB | DRB | TRB | AST | STL | BLK | TOV | PF | PTS |
|---|----|----|----|-----|------|----|-----|------|----|-----|-----|----|-----|-------|-----|-----|-----|-----|-----|-----|-----|----|-----|
| 6 | 0  | 55 | 3  | 6   | .500 | 3  | 6   | .500 | 0  | 0   |     | 3  | 3   | 1.000 | 0   | 3   | 3   | 3   | 1   | 0   | 1   | 2  | 12  |

**DeMarcus Cousins • Sacramento Kings**

- Fifth overall pick by the Sacramento Kings in the 2010 NBA Draft
- Averaged 15.1 points and 9.9 rebounds during the 2009-10 season as a Wildcat
- Leading all centers in scoring, averaging 22.4 points



Cousins' Season Stats

| G  | GS | MP   | FG  | FGA | FG%  | 3P | 3PA | 3P%  | 2P  | 2PA | 2P%  | FT  | FTA | FT%  | ORB | DRB | TRB | AST | STL | BLK | TOV | PF  | PTS |
|----|----|------|-----|-----|------|----|-----|------|-----|-----|------|-----|-----|------|-----|-----|-----|-----|-----|-----|-----|-----|-----|
| 36 | 36 | 1168 | 308 | 621 | .496 | 0  | 6   | .000 | 308 | 615 | .501 | 228 | 314 | .726 | 116 | 300 | 416 | 107 | 65  | 38  | 125 | 143 | 844 |

**Anthony Davis • New Orleans Pelicans**

- First overall pick by the New Orleans Hornets in the 2012 draft
- Led UK to its eighth national championship in 2011-12
- Averaged 14.2 points, 10.4 rebounds and 4.7 blocks as a Wildcat



Davis' Season Stats

| G  | GS | MP   | FG  | FGA | FG%  | 3P | 3PA | 3P%  | 2P  | 2PA | 2P%  | FT  | FTA | FT%  | ORB | DRB | TRB | AST | STL | BLK | TOV | PF | PTS |
|----|----|------|-----|-----|------|----|-----|------|-----|-----|------|-----|-----|------|-----|-----|-----|-----|-----|-----|-----|----|-----|
| 31 | 30 | 1079 | 236 | 447 | .528 | 1  | 3   | .333 | 235 | 444 | .529 | 140 | 187 | .749 | 120 | 197 | 317 | 38  | 46  | 93  | 50  | 99 | 613 |

**Archie Goodwin • Phoenix Suns**

- Selected 29th overall in the 2013 NBA Draft by the Thunder, before being traded to the Suns
- Named to the 2012-13 All-SEC Freshman Team
- Averaged 14.1 points and 4.6 rebounds while at UK



Goodwin's Season Stats

| G  | GS | MP  | FG | FGA | FG%  | 3P | 3PA | 3P%  | 2P | 2PA | 2P%  | FT | FTA | FT%  | ORB | DRB | TRB | AST | STL | BLK | TOV | PF | PTS |
|----|----|-----|----|-----|------|----|-----|------|----|-----|------|----|-----|------|-----|-----|-----|-----|-----|-----|-----|----|-----|
| 34 | 0  | 361 | 43 | 110 | .391 | 3  | 27  | .111 | 40 | 83  | .482 | 16 | 25  | .640 | 11  | 46  | 57  | 14  | 13  | 8   | 31  | 26 | 105 |

**Josh Harrellson • Detroit Pistons**

- Drafted 45th overall in the 2011 NBA Draft by the New Orleans Hornets
- Tallied 7.6 points and 8.7 rebounds a game as a senior in 2010-11 at UK
- In his third year in the league, has played with the Knicks, Heat and Pistons



Harrellson's Season Stats

| G  | GS | MP  | FG | FGA | FG%  | 3P | 3PA | 3P%  | 2P | 2PA | 2P%  | FT | FTA | FT%   | ORB | DRB | TRB | AST | STL | BLK | TOV | PF | PTS |
|----|----|-----|----|-----|------|----|-----|------|----|-----|------|----|-----|-------|-----|-----|-----|-----|-----|-----|-----|----|-----|
| 27 | 0  | 255 | 35 | 71  | .493 | 10 | 27  | .370 | 25 | 44  | .568 | 3  | 3   | 1.000 | 27  | 30  | 57  | 13  | 5   | 13  | 6   | 31 | 83  |

## CATS IN THE NBA

### Chuck Hayes • Toronto Raptors

- Signed as an undrafted free agent in 2005 with the Houston Rockets
- SEC Defensive Player of the Year and two time All-SEC member during his career at UK
- Notched 1,211 points and 910 rebounds as a Wildcats from 2001-05



Hayes' Season Stats

| G  | GS | MP  | FG | FGA | FG%  | 3P | 3PA | 3P% | 2P | 2PA | 2P%  | FT | FTA | FT%  | ORB | DRB | TRB | AST | STL | BLK | TOV | PF | PTS |
|----|----|-----|----|-----|------|----|-----|-----|----|-----|------|----|-----|------|-----|-----|-----|-----|-----|-----|-----|----|-----|
| 24 | 1  | 266 | 21 | 51  | .412 | 0  | 0   |     | 21 | 51  | .412 | 8  | 10  | .800 | 27  | 43  | 70  | 9   | 13  | 2   | 9   | 31 | 50  |

### Terrence Jones • Houston Rockets

- Selected 18th overall in the 2012 NBA Draft by the Houston Rockets
- Named SEC Freshman of the Year in 2010-11
- Took the Wildcats to two Final Fours in his two years at UK



Jones' Season Stats

| G  | GS | MP   | FG  | FGA | FG%  | 3P | 3PA | 3P%  | 2P  | 2PA | 2P%  | FT | FTA | FT%  | ORB | DRB | TRB | AST | STL | BLK | TOV | PF | PTS |
|----|----|------|-----|-----|------|----|-----|------|-----|-----|------|----|-----|------|-----|-----|-----|-----|-----|-----|-----|----|-----|
| 37 | 32 | 1001 | 167 | 331 | .505 | 16 | 57  | .281 | 151 | 274 | .551 | 51 | 86  | .593 | 75  | 201 | 276 | 43  | 21  | 56  | 33  | 67 | 401 |

### Enes Kanter • Utah Jazz

- Drafted third overall in the 2011 NBA Draft by the Utah Jazz
- In his third year with the Jazz



Kanter's Season Stats

| G  | GS | MP  | FG  | FGA | FG%  | 3P | 3PA | 3P% | 2P  | 2PA | 2P%  | FT | FTA | FT%  | ORB | DRB | TRB | AST | STL | BLK | TOV | PF  | PTS |
|----|----|-----|-----|-----|------|----|-----|-----|-----|-----|------|----|-----|------|-----|-----|-----|-----|-----|-----|-----|-----|-----|
| 39 | 18 | 989 | 191 | 393 | .486 | 0  | 0   |     | 191 | 393 | .486 | 64 | 85  | .753 | 94  | 149 | 243 | 31  | 18  | 27  | 72  | 114 | 446 |

### Michael Kidd-Gilchrist • Charlotte Bobcats

- No. 2 overall pick in the 2012 NBA Draft by the Charlotte Bobcats
- Named to the 2012 All-NCAA Final Four Team during UK's national championship run
- Averaged 11.9 points and 7.4 rebounds during his time in Lexington



Kidd-Gilchrist's Season Stats

| G  | GS | MP  | FG | FGA | FG%  | 3P | 3PA | 3P%  | 2P | 2PA | 2P%  | FT | FTA | FT%  | ORB | DRB | TRB | AST | STL | BLK | TOV | PF | PTS |
|----|----|-----|----|-----|------|----|-----|------|----|-----|------|----|-----|------|-----|-----|-----|-----|-----|-----|-----|----|-----|
| 20 | 20 | 528 | 65 | 138 | .471 | 0  | 7   | .000 | 65 | 131 | .496 | 43 | 66  | .652 | 31  | 72  | 103 | 18  | 14  | 13  | 31  | 57 | 173 |

### Brandon Knight • Milwaukee Bucks

- Eighth overall pick in the 2011 NBA Draft by the Detroit Pistons
- Spent 2011-13 with the Detroit Pistons, before being traded to the Milwaukee Bucks
- Led UK in scoring in 2010-11, averaging 17.3 points per game



Knight's Season Stats

| G  | GS | MP  | FG  | FGA | FG%  | 3P | 3PA | 3P%  | 2P  | 2PA | 2P%  | FT | FTA | FT%  | ORB | DRB | TRB | AST | STL | BLK | TOV | PF | PTS |
|----|----|-----|-----|-----|------|----|-----|------|-----|-----|------|----|-----|------|-----|-----|-----|-----|-----|-----|-----|----|-----|
| 30 | 27 | 907 | 166 | 407 | .408 | 41 | 128 | .320 | 125 | 279 | .448 | 90 | 107 | .841 | 21  | 94  | 115 | 130 | 32  | 4   | 79  | 55 | 463 |

### Doron Lamb • Orlando Magic

- Selected as the No. 42 pick in the 2012 NBA Draft by the Milwaukee Bucks
- Scored 1,018 points in his two seasons at UK, including shooting .475 from beyond the arc
- Played 23 games with the Bucks in 2012-13 before being traded to the Magic



Lamb's Season Stats

| G  | GS | MP  | FG | FGA | FG%  | 3P | 3PA | 3P%  | 2P | 2PA | 2P%  | FT | FTA | FT%  | ORB | DRB | TRB | AST | STL | BLK | TOV | PF | PTS |
|----|----|-----|----|-----|------|----|-----|------|----|-----|------|----|-----|------|-----|-----|-----|-----|-----|-----|-----|----|-----|
| 18 | 0  | 175 | 14 | 44  | .318 | 6  | 26  | .231 | 8  | 18  | .444 | 5  | 8   | .625 | 0   | 10  | 10  | 13  | 3   | 0   | 11  | 9  | 39  |

## CATS IN THE NBA

### Jodie Meeks • Los Angeles Lakers

- Drafted 41st overall by the Milwaukee Bucks in 2009
- Own's the single-game scoring record at UK with 54 points scored at Tennessee on 1/13/09
- Averaged 15.4 points and made 177 3-pointers during three-year career at Kentucky



Meeks' Season Stats

| G  | GS | MP   | FG  | FGA | FG%  | 3P | 3PA | 3P%  | 2P  | 2PA | 2P%  | FT | FTA | FT%  | ORB | DRB | TRB | AST | STL | BLK | TOV | PF | PTS |
|----|----|------|-----|-----|------|----|-----|------|-----|-----|------|----|-----|------|-----|-----|-----|-----|-----|-----|-----|----|-----|
| 39 | 32 | 1253 | 183 | 411 | .445 | 83 | 211 | .393 | 100 | 200 | .500 | 94 | 113 | .832 | 19  | 95  | 114 | 64  | 48  | 1   | 60  | 68 | 543 |

### Darius Miller • New Orleans Pelicans

- Selected 46th overall by the New Orleans Hornets in 2012
- Was tabbed the SEC Sixth Man of the Year in 2012 and SEC Tournament MVP in 2011
- Logged 8.2 points, 3.2 rebounds and 1.8 assists per game from 2008-12 at UK



Miller's Season Stats

| G  | GS | MP  | FG | FGA | FG%  | 3P | 3PA | 3P%  | 2P | 2PA | 2P%  | FT | FTA | FT%  | ORB | DRB | TRB | AST | STL | BLK | TOV | PF | PTS |
|----|----|-----|----|-----|------|----|-----|------|----|-----|------|----|-----|------|-----|-----|-----|-----|-----|-----|-----|----|-----|
| 15 | 0  | 196 | 15 | 34  | .441 | 8  | 20  | .400 | 7  | 14  | .500 | 3  | 4   | .750 | 2   | 14  | 16  | 13  | 2   | 3   | 5   | 27 | 41  |

### Nazr Mohammed • Chicago Bulls

- Drafted 29th overall by the Utah Jazz in 1998, has played for eight teams in 16 year career
- An All-SEC first team selection during 1998 National Championship season
- Averaged 8.7 points, 5.7 rebounds and 1.4 blocks per game in three seasons at UK



Mohammed's Season Stats

| G  | GS | MP  | FG | FGA | FG%  | 3P | 3PA | 3P% | 2P | 2PA | 2P%  | FT | FTA | FT%  | ORB | DRB | TRB | AST | STL | BLK | TOV | PF | PTS |
|----|----|-----|----|-----|------|----|-----|-----|----|-----|------|----|-----|------|-----|-----|-----|-----|-----|-----|-----|----|-----|
| 36 | 1  | 275 | 21 | 58  | .362 | 0  | 0   |     | 21 | 58  | .362 | 11 | 18  | .611 | 41  | 42  | 83  | 11  | 8   | 15  | 22  | 33 | 53  |

### Nerlens Noel • Philadelphia 76ers

- Chosen sixth overall by the New Orleans Pelicans and then traded to 76ers in 2013
- SEC Freshman and Defensive Player of the Year in his lone season in Lexington
- Registered 105 blocks and averaged 10.5 points and 9.5 boards in the Blue and White



Noel's Season Stats

| G       | GS | MP | FG | FGA | FG% | 3P | 3PA | 3P% | 2P | 2PA | 2P% | FT | FTA | FT% | ORB | DRB | TRB | AST | STL | BLK | TOV | PF | PTS |
|---------|----|----|----|-----|-----|----|-----|-----|----|-----|-----|----|-----|-----|-----|-----|-----|-----|-----|-----|-----|----|-----|
| INJURED |    |    |    |     |     |    |     |     |    |     |     |    |     |     |     |     |     |     |     |     |     |    |     |

### Patrick Patterson • Toronto Raptors

- Taken 14th overall in 2010 by the Houston Rockets
- Three-time All-SEC selection and the 2008 SEC Freshman of the Year at Kentucky
- Averaged 16.1 points, 5.3 rebounds per game in three-year career at UK



Patterson's Season Stats

| G  | GS | MP  | FG  | FGA | FG%  | 3P | 3PA | 3P%  | 2P | 2PA | 2P%  | FT | FTA | FT%  | ORB | DRB | TRB | AST | STL | BLK | TOV | PF | PTS |
|----|----|-----|-----|-----|------|----|-----|------|----|-----|------|----|-----|------|-----|-----|-----|-----|-----|-----|-----|----|-----|
| 34 | 6  | 787 | 112 | 245 | .457 | 21 | 64  | .328 | 91 | 181 | .503 | 28 | 41  | .683 | 61  | 115 | 176 | 35  | 23  | 13  | 36  | 81 | 273 |

### Tayshaun Prince • Memphis Grizzlies

- Drafted 23rd overall by the Detroit Pistons in the 2002 NBA Draft
- Won an NBA Championship in 2004 with the Pistons
- Two-time All-American who averaged 13.1 ppg and 5.6 rpg in four years as a Cat



Prince's Season Stats

| G  | GS | MP  | FG | FGA | FG%  | 3P | 3PA | 3P%  | 2P | 2PA | 2P%  | FT | FTA | FT%  | ORB | DRB | TRB | AST | STL | BLK | TOV | PF | PTS |
|----|----|-----|----|-----|------|----|-----|------|----|-----|------|----|-----|------|-----|-----|-----|-----|-----|-----|-----|----|-----|
| 35 | 35 | 915 | 97 | 240 | .404 | 9  | 27  | .333 | 88 | 213 | .413 | 24 | 39  | .615 | 14  | 89  | 103 | 59  | 21  | 7   | 22  | 30 | 227 |

## CATS IN THE NBA

### Rajon Rondo • Boston Celtics

- The 21st overall selection by the Phoenix Suns in the 2006 NBA Draft
- An NBA Champion with the Celtics in 2008 and a four-time NBA All-Star
- Averaged 9.6 points and 4.2 assists per game in two seasons in Lexington



Rondo's Season Stats

| G       | GS | MP | FG | FGA | FG% | 3P | 3PA | 3P% | 2P | 2PA | 2P% | FT | FTA | FT% | ORB | DRB | TRB | AST | STL | BLK | TOV | PF | PTS |
|---------|----|----|----|-----|-----|----|-----|-----|----|-----|-----|----|-----|-----|-----|-----|-----|-----|-----|-----|-----|----|-----|
| Injured |    |    |    |     |     |    |     |     |    |     |     |    |     |     |     |     |     |     |     |     |     |    |     |

### Marquis Teague • Chicago Bulls

- Selected 29th overall by the Chicago Bulls in the 2012 NBA Draft
- Averaged 10.0 points, 4.8 assists per game in one season with Kentucky
- Starting point guard for the 2012 National Championship team



Teague's Season Stats

| G  | GS | MP  | FG | FGA | FG%  | 3P | 3PA | 3P%  | 2P | 2PA | 2P%  | FT | FTA | FT%  | ORB | DRB | TRB | AST | STL | BLK | TOV | PF | PTS |
|----|----|-----|----|-----|------|----|-----|------|----|-----|------|----|-----|------|-----|-----|-----|-----|-----|-----|-----|----|-----|
| 20 | 2  | 242 | 16 | 66  | .242 | 2  | 10  | .200 | 14 | 56  | .250 | 11 | 16  | .688 | 1   | 18  | 19  | 28  | 2   | 4   | 17  | 25 | 45  |

### John Wall • Washington Wizards

- Was Kentucky's first-ever No. 1 overall draft pick when he was taken by the Wizards in 2010
- Adolph Rupp National Player of the Year, SEC Player of the Year and SEC Tourney MVP
- Owns the single-game record for assists with 16 and averaged 16.6 ppg and 6.5 apg at UK



Wall's Season Stats

| G  | GS | MP   | FG  | FGA | FG%  | 3P | 3PA | 3P%  | 2P  | 2PA | 2P%  | FT  | FTA | FT%  | ORB | DRB | TRB | AST | STL | BLK | TOV | PF | PTS |
|----|----|------|-----|-----|------|----|-----|------|-----|-----|------|-----|-----|------|-----|-----|-----|-----|-----|-----|-----|----|-----|
| 37 | 37 | 1374 | 255 | 611 | .417 | 45 | 140 | .321 | 210 | 471 | .446 | 174 | 205 | .849 | 21  | 133 | 154 | 317 | 73  | 15  | 130 | 90 | 729 |

# SEASON BOX SCORES

## Official Basketball Box Score -- Game Totals -- Final Statistics UNC Asheville vs Kentucky 11/08/13 7:00 pm at Rupp Arena - Lexington, KY

### UNC Asheville 57 • 0-1

| #      | Player            | Total  |        | 3-Ptr  |             | Rebounds |    | PF | TP | A  | TO | Bk | Stl | Min |
|--------|-------------------|--------|--------|--------|-------------|----------|----|----|----|----|----|----|-----|-----|
|        |                   | FG-FGA | FG-FGA | FT-FTA | Off Def Tot |          |    |    |    |    |    |    |     |     |
| 22     | Weeks, Will       | f      | 8-14   | 0-0    | 3-5         | 5        | 2  | 7  | 4  | 19 | 2  | 5  | 0   | 35  |
| 33     | Cunningham, D.J.  | c      | 4-7    | 0-0    | 0-1         | 4        | 6  | 10 | 5  | 8  | 1  | 1  | 2   | 19  |
| 05     | Lane, Jaron       | g      | 1-8    | 0-3    | 3-7         | 0        | 3  | 3  | 3  | 5  | 1  | 1  | 0   | 31  |
| 15     | Rowsey, Andrew    | g      | 5-11   | 1-5    | 1-2         | 0        | 1  | 1  | 1  | 12 | 2  | 3  | 0   | 32  |
| 22     | Littlejohn, Corey | g      | 1-7    | 0-2    | 2-4         | 1        | 0  | 1  | 4  | 4  | 0  | 1  | 0   | 25  |
| 03     | Wilmoth, Ethan    |        | 0-0    | 0-0    | 0-0         | 0        | 0  | 0  | 0  | 0  | 0  | 0  | 0   | 2   |
| 13     | Robertson, David  |        | 0-0    | 0-0    | 0-0         | 0        | 1  | 1  | 0  | 0  | 0  | 0  | 0   | 6   |
| 14     | Bedulskis, Mike   |        | 1-1    | 0-0    | 0-0         | 0        | 0  | 0  | 1  | 2  | 0  | 0  | 0   | 3   |
| 20     | Pal, Chudler      |        | 0-0    | 0-0    | 0-0         | 0        | 3  | 3  | 2  | 0  | 0  | 0  | 0   | 4   |
| 21     | Zilli, Giacomo    |        | 0-0    | 0-0    | 0-0         | 0        | 1  | 1  | 4  | 0  | 1  | 0  | 0   | 7   |
| 25     | Casper, Jacob     |        | 1-1    | 1-1    | 0-0         | 0        | 0  | 0  | 0  | 3  | 0  | 1  | 0   | 3   |
| 31     | Hughes, Sam       |        | 1-4    | 1-1    | 0-0         | 0        | 1  | 1  | 4  | 3  | 0  | 1  | 0   | 20  |
| 42     | Biggerstaff, Alex |        | 0-1    | 0-1    | 0-0         | 0        | 0  | 0  | 0  | 2  | 0  | 0  | 0   | 3   |
| 45     | Roberts, Jaleel   |        | 0-3    | 0-0    | 1-2         | 0        | 1  | 1  | 4  | 1  | 0  | 0  | 1   | 10  |
|        | Team              |        |        |        |             | 0        | 1  | 2  |    | 2  |    |    |     |     |
| Totals |                   |        | 22-57  | 3-13   | 10-21       | 11       | 20 | 31 | 32 | 57 | 9  | 15 | 3   | 200 |

FG % 1st Half: 12-29 41.4% 2nd half: 10-28 35.7% Game: 22-57 38.6%  
3FG % 1st Half: 2-7 28.6% 2nd half: 1-6 16.7% Game: 3-13 23.1%  
FT % 1st Half: 5-11 45.5% 2nd half: 5-10 50.0% Game: 10-21 47.6%

Deadball  
Rebounds  
4.2

### Kentucky 89 • 1-0

| #      | Player               | Total  |        | 3-Ptr  |             | Rebounds |    | PF | TP | A  | TO | Bk | Stl | Min |
|--------|----------------------|--------|--------|--------|-------------|----------|----|----|----|----|----|----|-----|-----|
|        |                      | FG-FGA | FG-FGA | FT-FTA | Off Def Tot |          |    |    |    |    |    |    |     |     |
| 15     | Cauley-Stein, Willie | f      | 1-3    | 0-0    | 1-2         | 4        | 2  | 6  | 3  | 3  | 4  | 0  | 4   | 18  |
| 30     | Randle, Julius       | f      | 6-13   | 0-0    | 11-13       | 6        | 10 | 16 | 3  | 23 | 1  | 2  | 0   | 26  |
| 01     | Young, James         | g      | 3-10   | 2-5    | 3-6         | 2        | 2  | 4  | 2  | 11 | 1  | 1  | 0   | 29  |
| 02     | Harrison, Aaron      | g      | 3-8    | 1-3    | 3-6         | 0        | 5  | 5  | 2  | 10 | 0  | 2  | 1   | 32  |
| 05     | Harrison, Andrew     | g      | 1-3    | 0-1    | 6-9         | 0        | 0  | 0  | 3  | 8  | 5  | 1  | 0   | 29  |
| 00     | Lee, Marcus          |        | 7-8    | 0-0    | 3-7         | 1        | 0  | 1  | 1  | 17 | 0  | 0  | 0   | 15  |
| 03     | Polson, Jarrod       |        | 0-0    | 0-0    | 0-0         | 0        | 0  | 0  | 0  | 0  | 0  | 0  | 0   | 7   |
| 04     | Hood, Jon            |        | 0-1    | 0-1    | 0-0         | 0        | 0  | 0  | 0  | 1  | 0  | 0  | 0   | 6   |
| 22     | Poythress, Alex      |        | 5-9    | 0-1    | 0-1         | 6        | 7  | 13 | 2  | 10 | 0  | 0  | 0   | 21  |
| 25     | Hawkins, Dominique   |        | 0-0    | 0-0    | 0-0         | 0        | 1  | 1  | 0  | 0  | 0  | 0  | 0   | 4   |
| 35     | Willis, Derek        |        | 0-0    | 0-0    | 2-2         | 0        | 0  | 0  | 0  | 2  | 0  | 1  | 0   | 4   |
| 44     | Johnson, Dakari      |        | 2-5    | 0-0    | 1-2         | 0        | 1  | 1  | 4  | 5  | 0  | 0  | 0   | 9   |
|        | Team                 |        |        |        |             | 0        | 2  | 2  |    |    |    |    |     |     |
| Totals |                      |        | 28-60  | 3-11   | 30-48       | 19       | 30 | 49 | 20 | 89 | 12 | 7  | 6   | 200 |

FG % 1st Half: 11-29 37.9% 2nd half: 17-31 54.8% Game: 28-60 46.7%  
3FG % 1st Half: 2-6 33.3% 2nd half: 1-5 20.0% Game: 3-11 27.3%  
FT % 1st Half: 17-31 54.8% 2nd half: 13-17 76.5% Game: 30-48 62.5%

Deadball  
Rebounds  
9.1

Officials: Mike Nance, Tony Henderson, Tim Gattis  
Technical fouls: UNC Asheville-None. Kentucky-None.  
Attendance: 22413

| Score by periods | 1st | 2nd | Total |
|------------------|-----|-----|-------|
| UNC Asheville    | 31  | 26  | 57    |
| Kentucky         | 41  | 48  | 89    |

## Official Basketball Box Score -- Game Totals -- Final Statistics Northern Kentucky vs Kentucky 11/10/13 4:00 pm at Rupp Arena - Lexington, KY

### Northern Kentucky 63 • 0-2

| #      | Player            | Total  |        | 3-Ptr  |             | Rebounds |    | PF | TP | A  | TO | Bk | Stl | Min |
|--------|-------------------|--------|--------|--------|-------------|----------|----|----|----|----|----|----|-----|-----|
|        |                   | FG-FGA | FG-FGA | FT-FTA | Off Def Tot |          |    |    |    |    |    |    |     |     |
| 21     | Billups, Jalen    | f      | 4-5    | 1-1    | 0-0         | 1        | 2  | 3  | 4  | 9  | 0  | 0  | 0   | 11  |
| 02     | Jackson, Jordan   | g      | 1-4    | 0-1    | 1-2         | 1        | 1  | 2  | 0  | 3  | 0  | 0  | 0   | 7   |
| 10     | White, Tyler      | g      | 4-14   | 2-7    | 2-2         | 1        | 1  | 2  | 1  | 12 | 2  | 1  | 0   | 34  |
| 23     | Johnson, Todd     | g      | 3-8    | 2-5    | 3-4         | 2        | 6  | 8  | 1  | 11 | 4  | 3  | 0   | 36  |
| 25     | Murray, Cole      | g      | 0-4    | 0-4    | 0-0         | 0        | 1  | 1  | 1  | 0  | 1  | 1  | 0   | 25  |
| 01     | Flournoy, Jack    |        | 3-7    | 1-4    | 0-0         | 0        | 0  | 0  | 4  | 7  | 0  | 0  | 0   | 18  |
| 05     | Rosenwinkel, Matt |        | 1-2    | 1-2    | 0-0         | 1        | 0  | 1  | 3  | 3  | 0  | 0  | 0   | 15  |
| 15     | Camps, Daniel     |        | 3-7    | 1-2    | 6-6         | 1        | 0  | 1  | 4  | 13 | 0  | 0  | 0   | 14  |
| 20     | Glesler, Jake     |        | 1-4    | 0-2    | 0-1         | 1        | 1  | 2  | 2  | 2  | 0  | 0  | 0   | 16  |
| 33     | Monaco, Anthony   |        | 0-2    | 0-2    | 0-0         | 0        | 0  | 0  | 1  | 0  | 0  | 0  | 0   | 5   |
| 35     | Cole, Deontae     |        | 1-6    | 1-4    | 0-0         | 1        | 0  | 1  | 2  | 3  | 0  | 1  | 0   | 14  |
| 44     | Danos, Dean       |        | 0-1    | 0-1    | 0-0         | 0        | 0  | 0  | 2  | 0  | 0  | 0  | 0   | 5   |
|        | Team              |        |        |        |             | 0        | 2  | 2  |    | 1  |    |    |     |     |
| Totals |                   |        | 21-64  | 9-35   | 12-15       | 9        | 14 | 23 | 25 | 63 | 7  | 7  | 0   | 200 |

FG % 1st Half: 9-31 29.0% 2nd half: 12-33 36.4% Game: 21-64 32.8%  
3FG % 1st Half: 3-18 16.7% 2nd half: 6-17 35.3% Game: 9-35 25.7%  
FT % 1st Half: 1-3 33.3% 2nd half: 11-12 91.7% Game: 12-15 80.0%

Deadball  
Rebounds  
2.1

### Kentucky 93 • 2-0

| #      | Player               | Total  |        | 3-Ptr  |             | Rebounds |    | PF | TP | A  | TO | Bk | Stl | Min |
|--------|----------------------|--------|--------|--------|-------------|----------|----|----|----|----|----|----|-----|-----|
|        |                      | FG-FGA | FG-FGA | FT-FTA | Off Def Tot |          |    |    |    |    |    |    |     |     |
| 15     | Cauley-Stein, Willie | f      | 3-5    | 0-0    | 1-2         | 5        | 6  | 11 | 2  | 7  | 0  | 0  | 0   | 20  |
| 30     | Randle, Julius       | f      | 6-7    | 0-1    | 10-14       | 5        | 9  | 14 | 2  | 22 | 3  | 2  | 1   | 29  |
| 01     | Young, James         | g      | 2-8    | 1-6    | 0-0         | 0        | 1  | 1  | 0  | 5  | 1  | 2  | 0   | 27  |
| 02     | Harrison, Aaron      | g      | 6-10   | 1-5    | 3-4         | 1        | 0  | 1  | 3  | 16 | 1  | 0  | 1   | 23  |
| 05     | Harrison, Andrew     | g      | 4-7    | 2-3    | 3-3         | 0        | 2  | 2  | 2  | 13 | 2  | 1  | 0   | 26  |
| 00     | Lee, Marcus          |        | 1-2    | 0-0    | 1-2         | 3        | 3  | 6  | 0  | 3  | 0  | 1  | 2   | 14  |
| 03     | Polson, Jarrod       |        | 0-0    | 0-0    | 0-0         | 0        | 0  | 0  | 2  | 0  | 0  | 1  | 0   | 6   |
| 04     | Hood, Jon            |        | 1-2    | 1-2    | 2-2         | 0        | 1  | 1  | 2  | 5  | 1  | 2  | 0   | 6   |
| 22     | Poythress, Alex      |        | 4-7    | 1-2    | 0-0         | 1        | 6  | 7  | 1  | 9  | 2  | 0  | 0   | 20  |
| 25     | Hawkins, Dominique   |        | 0-1    | 0-1    | 0-0         | 0        | 1  | 1  | 0  | 0  | 0  | 0  | 0   | 6   |
| 35     | Willis, Derek        |        | 1-2    | 1-2    | 3-6         | 0        | 2  | 2  | 0  | 6  | 0  | 2  | 0   | 6   |
| 44     | Johnson, Dakari      |        | 2-4    | 0-0    | 3-5         | 1        | 3  | 4  | 0  | 7  | 1  | 1  | 1   | 17  |
|        | Team                 |        |        |        |             | 0        | 1  | 1  |    |    |    |    |     |     |
| Totals |                      |        | 30-55  | 7-22   | 26-38       | 16       | 35 | 51 | 14 | 93 | 12 | 12 | 5   | 200 |

FG % 1st Half: 18-33 54.5% 2nd half: 12-22 54.5% Game: 30-55 54.5%  
3FG % 1st Half: 5-13 38.5% 2nd half: 2-9 22.2% Game: 7-22 31.8%  
FT % 1st Half: 7-12 58.3% 2nd half: 19-26 73.1% Game: 26-38 68.4%

Deadball  
Rebounds  
6

Officials: Antinio Petty, Lee Cassell, Michael Roberts  
Technical fouls: Northern Kentucky-None. Kentucky-None.  
Attendance: 22925

| Score by periods  | 1st | 2nd | Total |
|-------------------|-----|-----|-------|
| Northern Kentucky | 22  | 41  | 63    |
| Kentucky          | 48  | 45  | 93    |

## Official Basketball Box Score -- Game Totals -- Final Statistics Robert Morris vs Kentucky 11/17/13 7:00 pm at Rupp Arena - Lexington, KY

### Robert Morris 49 • 2-2

| #      | Player              | Total  |        | 3-Ptr  |             | Rebounds |    | PF | TP | A  | TO | Bk | Stl | Min |
|--------|---------------------|--------|--------|--------|-------------|----------|----|----|----|----|----|----|-----|-----|
|        |                     | FG-FGA | FG-FGA | FT-FTA | Off Def Tot |          |    |    |    |    |    |    |     |     |
| 01     | McFadden, Mike      | f      | 2-6    | 0-0    | 1-2         | 2        | 1  | 3  | 5  | 5  | 1  | 3  | 0   | 16  |
| 24     | Tate, Aaron         | f      | 2-7    | 0-0    | 0-0         | 2        | 3  | 5  | 2  | 4  | 1  | 1  | 0   | 24  |
| 05     | Myers-Pate, Anthony | g      | 0-3    | 0-2    | 1-2         | 0        | 0  | 0  | 1  | 1  | 2  | 1  | 0   | 24  |
| 15     | Anderson, Karvel    | g      | 5-17   | 4-9    | 2-3         | 2        | 3  | 5  | 3  | 16 | 0  | 0  | 0   | 26  |
| 22     | Jones, Lucky        | g      | 0-6    | 0-4    | 2-4         | 1        | 0  | 1  | 1  | 2  | 1  | 2  | 0   | 20  |
| 02     | Lee, Britton        |        | 0-3    | 0-0    | 0-0         | 0        | 0  | 0  | 0  | 0  | 0  | 0  | 0   | 3   |
| 04     | Appolon, David      |        | 0-4    | 0-1    | 2-2         | 0        | 2  | 2  | 4  | 2  | 0  | 0  | 0   | 17  |
| 10     | Newton, Desjuan     |        | 4-6    | 2-2    | 1-3         | 2        | 3  | 5  | 1  | 11 | 0  | 3  | 0   | 19  |
| 11     | Worthem, Jeremiah   |        | 1-6    | 0-2    | 2-4         | 2        | 2  | 4  | 1  | 4  | 0  | 1  | 0   | 20  |
| 12     | Oliver, Charles     |        | 2-8    | 0-3    | 0-0         | 1        | 0  | 1  | 3  | 4  | 1  | 2  | 0   | 15  |
| 45     | Hawkins, Stephan    |        | 0-3    | 0-0    | 0-0         | 2        | 0  | 2  | 5  | 0  | 0  | 1  | 1   | 16  |
|        | Team                |        |        |        |             | 4        | 1  | 5  |    |    |    |    |     |     |
| Totals |                     |        | 16-69  | 6-23   | 11-20       | 18       | 15 | 33 | 26 | 49 | 6  | 14 | 1   | 200 |

FG % 1st Half: 6-30 20.0% 2nd half: 10-39 25.6% Game: 16-69 23.2%  
3FG % 1st Half: 2-7 28.6% 2nd half: 4-16 25.0% Game: 6-23 26.1%  
FT % 1st Half: 6-10 60.0% 2nd half: 5-10 50.0% Game: 11-20 55.0%

Deadball  
Rebounds  
4.2

### Kentucky 87 • 3-1

| #  | Player               |   | Total  |      | 3-Ptr  |     | Rebounds |     |     | PF | TP | A  | TO | Bk | Stl | Min |
|----|----------------------|---|--------|------|--------|-----|----------|-----|-----|----|----|----|----|----|-----|-----|
|    |                      |   | FG-FGA | FG%  | FT-FTA | FT% | Off      | Def | Tot |    |    |    |    |    |     |     |
| 00 | Lee, Marcus          | f | 1-1    | 0-0  | 0-0    | 2   | 1        | 3   | 2   | 2  | 1  | 0  | 2  | 0  | 10  |     |
| 30 | Randle, Julius       | f | 5-9    | 0-0  | 0-1    | 5   | 10       | 15  | 1   | 10 | 2  | 3  | 2  | 0  | 28  |     |
| 01 | Young, James         | g | 4-11   | 1-6  | 1-2    | 0   | 3        | 3   | 2   | 10 | 2  | 3  | 0  | 2  | 24  |     |
| 02 | Harrison, Aaron      | g | 7-12   | 4-7  | 10-10  | 1   | 3        | 4   | 1   | 28 | 3  | 2  | 1  | 2  | 27  |     |
| 05 | Harrison, Andrew     | g | 2-4    | 2-4  | 2-4    | 0   | 8        | 8   | 3   | 8  | 2  | 2  | 0  | 1  | 29  |     |
| 03 | Polson, Jarrod       |   | 0-0    | 0-0  | 0-0    | 0   | 0        | 0   | 1   | 0  | 1  | 0  | 0  | 0  | 4   |     |
| 4  | Hood, Jon            |   | 0-1    | 0-0  | 0-0    | 0   | 0        | 0   | 0   | 0  | 1  | 0  | 0  | 0  | 4   |     |
| 15 | Cauley-Stein, Willie |   | 2-4    | 0-0  | 3-4    | 0   | 9        | 10  | 2   | 7  | 1  | 2  | 4  | 1  | 25  |     |
| 1  | Pythress, Alex       |   | 1-5    | 0-1  | 0-2    | 2   | 2        | 4   | 2   | 2  | 3  | 2  | 0  | 1  | 12  |     |
| 24 | Floreal, E.J.        |   | 1-1    | 0-0  | 0-0    | 0   | 1        | 1   | 1   | 2  | 0  | 0  | 1  | 1  | 2   |     |
| 25 | Hawkins, Dominique   |   | 2-4    | 0-1  | 0-0    | 1   | 1        | 1   | 1   | 4  | 3  | 0  | 1  | 1  | 18  |     |
| 33 | Willis, Derek        |   | 1-2    | 0-0  | 4-4    | 0   | 1        | 1   | 0   | 6  | 0  | 0  | 0  | 0  | 4   |     |
| 44 | Johnson, Dakari      |   | 2-3    | 0-0  | 4-5    | 2   | 1        | 3   | 3   | 8  | 0  | 1  | 0  | 0  | 13  |     |
|    | Team                 |   |        |      |        | 0   | 0        | 0   |     |    |    |    |    |    |     |     |
|    | Totals               |   | 28-57  | 7-19 | 24-34  | 17  | 39       | 56  | 19  | 87 | 20 | 15 | 11 | 9  | 200 |     |

# SEASON BOX SCORES

## Official Basketball Box Score -- Game Totals -- Final Statistics Texas-Arlington vs Kentucky 11/19/13 7:30 pm at Rupp Arena - Lexington, KY

### Texas-Arlington 76 • 2-3

| #      | Player              |   | Total  |        | 3-Ptr  |     | Rebounds |     |    | PF | TP | A TO Blk Stl |     |     | Min |
|--------|---------------------|---|--------|--------|--------|-----|----------|-----|----|----|----|--------------|-----|-----|-----|
|        |                     |   | FG-FGA | FG-FGA | FT-FTA | Off | Def      | Tot | A  |    |    | TO           | Blk | Stl |     |
| 13     | Dillard, Vincent    | f | 4-9    | 2-2    | 3-5    | 2   | 3        | 5   | 2  | 13 | 0  | 2            | 0   | 2   | 28  |
| 35     | Edwards, Brandon    | f | 9-15   | 2-5    | 4-6    | 7   | 3        | 10  | 3  | 24 | 0  | 2            | 0   | 0   | 37  |
| 45     | Bilbao, Jorge       | f | 1-3    | 0-1    | 0-0    | 1   | 3        | 4   | 3  | 2  | 1  | 1            | 0   | 0   | 23  |
| 01     | Dowell, Reger       | g | 8-21   | 2-9    | 2-3    | 0   | 0        | 0   | 4  | 20 | 3  | 2            | 0   | 0   | 27  |
| 22     | McClanahan, Lonnie  | g | 0-7    | 0-0    | 0-0    | 0   | 2        | 2   | 3  | 0  | 4  | 3            | 0   | 0   | 25  |
| 03     | Outler, Jamel       | f | 1-2    | 1-1    | 2-2    | 0   | 1        | 1   | 5  | 5  | 0  | 0            | 0   | 1   | 11  |
| 05     | Lagerson, Stuart    | f | 0-0    | 0-0    | 1-2    | 0   | 1        | 1   | 1  | 0  | 0  | 0            | 0   | 0   | 8   |
| 11     | Williams, Brandon   | f | 1-2    | 0-0    | 0-0    | 0   | 1        | 1   | 3  | 2  | 0  | 1            | 0   | 0   | 4   |
| 12     | White-Miller, Shaq. | f | 1-1    | 1-1    | 4-4    | 0   | 0        | 0   | 1  | 7  | 1  | 0            | 0   | 0   | 15  |
| 15     | McElvain, Kyle      | f | 0-0    | 0-0    | 0-0    | 0   | 2        | 2   | 0  | 0  | 0  | 1            | 0   | 0   | 3   |
| 44     | Walker, Anthony     | f | 1-3    | 0-0    | 0-0    | 2   | 2        | 4   | 4  | 2  | 0  | 1            | 0   | 0   | 19  |
| Team   |                     |   |        |        |        | 3   | 1        | 4   |    |    | 3  |              |     |     |     |
| Totals |                     |   | 26-63  | 8-19   | 16-22  | 15  | 19       | 34  | 29 | 76 | 9  | 16           | 0   | 3   | 200 |

FG % 1st Half: 13-32 40.6% 2nd half: 13-31 41.9% Game: 26-63 41.3% Deadball Rebounds 2.2  
3FG % 1st Half: 4-8 50.0% 2nd half: 4-11 36.4% Game: 8-19 42.1%  
FT % 1st Half: 3-4 75.0% 2nd half: 13-18 72.2% Game: 16-22 72.7%

### Kentucky 105 • 4-1

| #      | Player               |   | Total  |        | 3-Ptr  |     | Rebounds |     |    | PF  | TP | A TO Blk Stl |     |     | Min |
|--------|----------------------|---|--------|--------|--------|-----|----------|-----|----|-----|----|--------------|-----|-----|-----|
|        |                      |   | FG-FGA | FG-FGA | FT-FTA | Off | Def      | Tot | A  |     |    | TO           | Blk | Stl |     |
| 00     | Lee, Marcus          | f | 4-5    | 0-0    | 2-2    | 2   | 0        | 2   | 2  | 10  | 0  | 0            | 3   | 0   | 12  |
| 30     | Randle, Julius       | f | 7-12   | 0-1    | 8-10   | 5   | 5        | 10  | 3  | 22  | 4  | 2            | 2   | 0   | 29  |
| 01     | Young, James         | g | 8-14   | 5-10   | 5-7    | 1   | 1        | 2   | 3  | 26  | 3  | 0            | 0   | 2   | 29  |
| 02     | Harrison, Aaron      | g | 2-11   | 0-5    | 1-2    | 0   | 2        | 2   | 1  | 5   | 2  | 3            | 0   | 0   | 29  |
| 05     | Harrison, Andrew     | g | 3-7    | 2-2    | 7-8    | 2   | 1        | 3   | 3  | 15  | 6  | 2            | 0   | 1   | 29  |
| 03     | Polson, Jarrod       | f | 0-0    | 0-0    | 0-0    | 0   | 0        | 0   | 0  | 0   | 1  | 0            | 0   | 0   | 3   |
| 04     | Hood, Jon            | f | 0-0    | 0-0    | 2-2    | 0   | 0        | 0   | 2  | 0   | 0  | 0            | 0   | 1   | 2   |
| 15     | Cauley-Stein, Willie | f | 6-8    | 0-0    | 2-3    | 4   | 6        | 10  | 4  | 14  | 1  | 0            | 1   | 2   | 24  |
| 22     | Poythress, Alex      | f | 0-2    | 0-0    | 0-2    | 1   | 3        | 4   | 2  | 0   | 1  | 0            | 1   | 0   | 15  |
| 25     | Hawkins, Dominique   | f | 1-3    | 1-1    | 0-1    | 0   | 1        | 1   | 2  | 3   | 0  | 0            | 0   | 0   | 13  |
| 35     | Willis, Derek        | f | 0-0    | 0-0    | 0-0    | 0   | 0        | 0   | 0  | 0   | 0  | 0            | 0   | 0   | 2   |
| 44     | Johnson, Dakari      | f | 4-7    | 0-0    | 0-2    | 4   | 4        | 8   | 1  | 8   | 0  | 1            | 1   | 0   | 13  |
| Team   |                      |   |        |        |        | 1   | 3        | 4   |    |     |    |              |     |     |     |
| Totals |                      |   | 35-69  | 8-19   | 27-39  | 20  | 26       | 46  | 21 | 105 | 18 | 8            | 8   | 7   | 200 |

FG % 1st Half: 16-34 47.1% 2nd half: 19-35 54.3% Game: 35-69 50.7% Deadball Rebounds 5  
3FG % 1st Half: 3-9 33.3% 2nd half: 5-10 50.0% Game: 8-19 42.1%  
FT % 1st Half: 7-9 77.8% 2nd half: 20-30 66.7% Game: 27-39 69.2%

Officials: Anthony Jordan, Tim Clougherty, Garrick Shannon  
Technical fouls: Texas-Arlington-Outler, Jamel. Kentucky-None.  
Attendance: 20305

| Score by periods | 1st | 2nd | Total |
|------------------|-----|-----|-------|
| Texas-Arlington  | 33  | 43  | 76    |
| Kentucky         | 42  | 63  | 105   |

Last FG - UT-ARL 2nd-01:30, UK 2nd-01:46.  
Largest lead - UT-ARL None, UK by 29 2nd-01:46.

| Points | In    | Off | 2nd    | Fast  | Bench |
|--------|-------|-----|--------|-------|-------|
| UT-ARL | Paint | T/O | Chance | Break |       |
| UK     | 34    | 14  | 15     | 7     | 17    |
|        | 48    | 24  | 28     | 12    | 27    |

Score tied - 2 times.  
Lead changed - 0 times.

## Official Basketball Box Score -- Game Totals -- Final Statistics Cleveland State vs Kentucky 11/25/13 7:00 p.m. at Rupp Arena - Lexington, KY

### Cleveland State 61 • 3-3

| #      | Player             |   | Total  | 3-Ptr  | Rebounds |     |     |     |    | PF | TP | A TO Blk Stl |     |     |     | Min |
|--------|--------------------|---|--------|--------|----------|-----|-----|-----|----|----|----|--------------|-----|-----|-----|-----|
|        |                    |   | FG-FGA | FG-FGA | FT-FTA   | Off | Def | Tot | A  |    |    | TO           | Blk | Stl |     |     |
| 15     | Grady, Anton       | f | 3-6    | 0-1    | 0-0      | 1   | 1   | 2   | 5  | 6  | 1  | 3            | 0   | 0   | 19  |     |
| 21     | Mason, Marlin      | f | 0-1    | 0-0    | 1-2      | 0   | 3   | 3   | 4  | 1  | 2  | 0            | 0   | 1   | 14  |     |
| 01     | Douglas, Sebastian | g | 5-9    | 1-1    | 2-2      | 3   | 3   | 6   | 2  | 13 | 1  | 2            | 0   | 1   | 37  |     |
| 02     | Forbes, Bryn       | g | 4-14   | 3-7    | 11-11    | 1   | 4   | 5   | 3  | 22 | 1  | 2            | 0   | 1   | 40  |     |
| 03     | Lewis, Trey        | g | 7-16   | 1-3    | 0-0      | 1   | 1   | 2   | 5  | 15 | 4  | 1            | 0   | 1   | 32  |     |
| 04     | Long, Devon        |   | 1-5    | 0-0    | 0-0      | 3   | 0   | 3   | 3  | 2  | 1  | 0            | 0   | 0   | 17  |     |
| 05     | Dauda, Ismaila     |   | 0-0    | 0-0    | 0-0      | 1   | 1   | 2   | 3  | 0  | 0  | 1            | 0   | 0   | 7   |     |
| 33     | Flannigan, Demonte |   | 0-0    | 0-0    | 0-0      | 0   | 0   | 0   | 0  | 0  | 0  | 0            | 0   | 1   | 4   |     |
| 35     | Harris, Jon        |   | 1-8    | 0-3    | 0-0      | 2   | 4   | 6   | 3  | 2  | 0  | 1            | 1   | 2   | 30  |     |
| Team   |                    |   |        |        |          | 2   | 4   | 6   |    |    |    | 1            |     |     |     |     |
| Totals |                    |   | 21-59  | 5-15   | 14-15    | 14  | 21  | 35  | 28 | 61 | 10 | 11           | 1   | 7   | 200 |     |

FG % 1st Half: 11-32 34.4% 2nd half: 10-27 37.0% Game: 21-59 35.6% Deadball Rebounds 1  
3FG % 1st Half: 1-6 16.7% 2nd half: 4-9 44.4% Game: 5-15 33.3%  
FT % 1st Half: 8-9 88.9% 2nd half: 6-6 100.0% Game: 14-15 93.3%

### Kentucky 68 • 5-1

January 25 - 5-7

| #      | Player               |   | Total  |        | 3-Ptr  |     | Rebounds |     |    | PF | TP | A TO Blk Stl |     |     |     | Min |
|--------|----------------------|---|--------|--------|--------|-----|----------|-----|----|----|----|--------------|-----|-----|-----|-----|
|        |                      |   | FG-FGA | FG-FGA | FT-FTA | Off | Def      | Tot | A  |    |    | TO           | Blk | Stl |     |     |
| 00     | Lee, Marcus          | f | 1-2    | 0-0    | 0-0    | 0   | 1        | 1   | 1  | 2  | 0  | 0            | 1   | 0   | 4   |     |
| 30     | Randle, Julius       | f | 3-10   | 0-0    | 9-11   | 7   | 8        | 15  | 1  | 15 | 2  | 5            | 0   | 0   | 38  |     |
| 01     | Young, James         | g | 3-11   | 1-4    | 2-2    | 2   | 3        | 5   | 1  | 9  | 3  | 3            | 1   | 0   | 39  |     |
| 02     | Harrison, Aaron      | g | 3-8    | 1-3    | 4-6    | 1   | 0        | 1   | 3  | 11 | 0  | 0            | 0   | 0   | 32  |     |
| 05     | Harrison, Andrew     | g | 4-9    | 0-4    | 4-5    | 0   | 0        | 0   | 5  | 12 | 5  | 1            | 0   | 0   | 21  |     |
| 15     | Cauley-Stein, Willie | f | 3-6    | 0-0    | 5-7    | 1   | 3        | 4   | 1  | 11 | 0  | 0            | 4   | 2   | 30  |     |
| 22     | Poythress, Alex      | f | 2-6    | 1-2    | 2-2    | 3   | 4        | 7   | 1  | 7  | 0  | 1            | 1   | 0   | 15  |     |
| 25     | Hawkins, Dominique   | f | 0-1    | 0-1    | 1-2    | 0   | 1        | 1   | 3  | 1  | 0  | 1            | 0   | 0   | 14  |     |
| 44     | Johnson, Dakari      | f | 0-0    | 0-0    | 0-0    | 1   | 1        | 2   | 1  | 0  | 0  | 0            | 0   | 0   | 7   |     |
| Team   |                      |   |        |        |        | 3   | 3        | 6   |    |    |    |              |     |     |     |     |
| Totals |                      |   | 19-53  | 3-14   | 27-35  | 18  | 24       | 42  | 17 | 68 | 10 | 11           | 7   | 2   | 200 |     |

FG % 1st Half: 7-26 26.9% 2nd half: 12-27 44.4% Game: 19-53 35.8% Deadball Rebounds 3  
3FG % 1st Half: 0-6 0.0% 2nd half: 3-8 37.5% Game: 3-14 21.4%  
FT % 1st Half: 13-18 72.2% 2nd half: 14-17 82.4% Game: 27-35 77.1%

Officials: Doug Shows, James Breeding, Tim Gattis  
Technical fouls: Cleveland State-Grady, Anton. Kentucky-Harrison, Aaron.  
Attendance: 21067

| Score by periods | 1st | 2nd | Total |
|------------------|-----|-----|-------|
| Cleveland State  | 31  | 30  | 61    |
| Kentucky         | 27  | 41  | 68    |

| Points | In    | Off | 2nd    | Fast  | Bench |
|--------|-------|-----|--------|-------|-------|
| CLEVEL | Paint | T/O | Chance | Break |       |
| UK     | 22    | 9   | 18     | 4     | 4     |
|        | 28    | 17  | 8      | 19    |       |

Last FG - CLEVEL 2nd-00:16, UK 2nd-00:43.  
Largest lead - CLEVEL by 11 2nd-14:17, UK by 8 2nd-00:43.

Score tied - 5 times.  
Lead changed - 6 times.

## Official Basketball Box Score -- Game Totals -- Final Statistics Eastern Michigan vs Kentucky 11/27/13 4:00 p.m. at Rupp Arena - Lexington, KY

### Eastern Michigan 63 • 5-1

| #      | Player              |   | FG    | 3-Ptr | Rebounds |     |     |       |    |    |   |    |     |     |     |
|--------|---------------------|---|-------|-------|----------|-----|-----|-------|----|----|---|----|-----|-----|-----|
|        |                     |   | Total | FG-FA | FT-FTA   | Off | Def | Total | PF | TP | A | To | Blk | Stl | Min |
| 14     | Ward, Karrington    | f | 2-9   | 0-2   | 1-2      | 2   | 4   | 6     | 0  | 5  | 0 | 3  | 0   | 1   | 28  |
| 00     | Riley, Da'Shonte    | c | 2-3   | 0-0   | 0-0      | 3   | 3   | 6     | 5  | 4  | 0 | 1  | 1   | 0   | 18  |
| 00     | Lee, Raven          | g | 1-9   | 0-4   | 0-0      | 0   | 0   | 0     | 3  | 2  | 2 | 3  | 0   | 0   | 16  |
| 01     | Talley, Mike        | g | 1-5   | 0-2   | 1-2      | 0   | 0   | 0     | 2  | 3  | 3 | 2  | 0   | 2   | 14  |
| 35     | Harrison, Daylen    | g | 3-5   | 1-1   | 2-3      | 0   | 3   | 3     | 3  | 9  | 1 | 0  | 0   | 2   | 34  |
| 02     | Sims, J.R.          | f | 0-2   | 0-1   | 1-2      | 1   | 0   | 1     | 0  | 1  | 0 | 1  | 0   | 0   | 6   |
| 03     | Hughley, Mo         | f | 1-3   | 0-0   | 0-0      | 1   | 0   | 1     | 4  | 2  | 0 | 0  | 0   | 2   | 7   |
| 12     | Ajayi, Olalekan     | f | 0-0   | 0-0   | 0-0      | 0   | 0   | 0     | 5  | 0  | 0 | 1  | 0   | 1   | 8   |
| 20     | Farhat, Ali         | f | 0-1   | 0-0   | 0-0      | 0   | 0   | 0     | 0  | 0  | 0 | 0  | 0   | 0   | 2   |
| 21     | Ross, Jalen         | f | 1-4   | 0-2   | 2-2      | 0   | 3   | 3     | 3  | 4  | 3 | 1  | 0   | 0   | 21  |
| 23     | Bryant, Glenn       | f | 3-5   | 0-1   | 2-3      | 1   | 2   | 3     | 2  | 8  | 0 | 0  | 0   | 3   | 23  |
| 25     | Combs, Darell       | f | 9-19  | 3-6   | 2-3      | 0   | 2   | 2     | 4  | 23 | 0 | 1  | 0   | 0   | 20  |
| 33     | Strickland, Anthony | f | 1-1   | 0-0   | 0-0      | 0   | 1   | 1     | 0  | 2  | 0 | 0  | 0   | 0   | 3   |
| Team   |                     |   |       |       |          | 4   | 3   | 7     |    |    |   |    |     |     |     |
| Totals |                     |   | 24-66 | 4-19  | 11-17    | 12  | 21  | 33    | 31 | 63 | 9 | 13 | 4   | 9   | 200 |

FG % 1st Half: 12-31 38.7% 2nd half: 12-35 34.3% Game: 24-66 36.4% Deadball Rebounds 3.1  
3FG % 1st Half: 2-8 25.0% 2nd half: 2-11 18.2% Game: 4-19 21.1%  
FT % 1st Half: 6-9 66.7% 2nd half: 5-8 62.5% Game: 11-17 64.7%

### Kentucky 81 • 6-1

| #  | Player                |   | Total  |        | 3-Ptr  |     | Rebounds |       |    | PF | TP | A TO Blk Stl |     |     | Min |
|----|-----------------------|---|--------|--------|--------|-----|----------|-------|----|----|----|--------------|-----|-----|-----|
|    |                       |   | FG-FGA | FG-FGA | FT-FTA | Off | Def      | Total | A  |    |    | TO           | Blk | Stl |     |
| 00 | Lee, Marcus           | f | 1-3    | 0-0    | 0-0    | 1   | 2        | 3     | 0  | 2  | 0  | 0            | 1   | 0   | 8   |
| 00 | Randle, Julius        | f | 5-10   | 0-1    | 4-4    | 6   | 4        | 10    | 2  | 14 | 0  | 5            | 0   | 0   | 22  |
| 01 | Young, James          | g | 1-8    | 0-6    | 4-5    | 1   | 5        | 6     | 2  | 6  | 4  | 5            | 0   | 1   | 37  |
| 02 | Harrison, Aaron       | f | 5-12   | 3-7    | 9-11   | 0   | 7        | 7     | 3  | 22 | 2  | 0            | 0   | 0   | 37  |
| 05 | Harrison, Andrew      | g | 2-6    | 0-1    | 4-5    | 0   | 0        | 0     | 4  | 8  | 3  | 5            | 1   | 0   | 26  |
| 03 | Polson, Jarrod        |   | 0-0    | 0-0    | 0-0    | 0   | 0        | 0     | 0  | 0  | 0  | 0            | 0   | 0   | 2   |
| 15 | Caulley-Stein, Willie |   | 6-12   | 0-0    | 3-7    | 3   | 5        | 8     | 2  | 15 | 2  | 2            | 7   | 1   | 25  |
| 22 | Poythress, Alex       |   | 1-1    | 0-0    | 1-2    | 2   | 4        | 6     | 1  | 3  | 0  | 2            | 0   | 1   | 23  |
| 25 | Hawkins, Dominique    |   | 0-1    | 0-1    | 1-2    | 0   | 1        | 1     | 1  | 1  | 0  | 1            | 0   | 0   | 10  |
| 44 | Johnson, Dakari       |   | 4-5    | 0-0    | 2-4    | 4   | 3        | 7     | 2  | 10 | 0  | 0            | 0   | 0   | 10  |
|    |                       |   |        |        |        | 2   | 2        | 4     |    |    |    |              |     |     |     |
|    | Totals                |   | 25-58  | 3-16   | 28-40  | 19  | 33       | 52    | 17 | 81 | 11 | 20           | 9   | 3   | 200 |

## SEASON BOX SCORES

12/6/13 9:00 pm at AT&T Stadium; Arlington, Texas

## 2013-14 UNIVERSITY OF KENTUCKY MEN'S BASKETBALL

## SEASON BOX SCORES

**Official Basketball Box Score -- Game Totals -- Final Statistics**  
**Louisville vs Kentucky**  
**12/28/13 4:00 pm at Rupp Arena - Lexington, KY****Louisville 66 • 11-2, 0-0**

| #                          | Player              |   | Total                 |        | 3-Ptr             |       | Rebounds |     |    | PF | TP | A | TO | Blk | Stl | Min |          |
|----------------------------|---------------------|---|-----------------------|--------|-------------------|-------|----------|-----|----|----|----|---|----|-----|-----|-----|----------|
|                            |                     |   | FG-FGA                | FG-FGA | FT-FTA            | Off   | Def      | Tot |    |    |    |   |    |     |     |     |          |
| 12                         | Mathiang, Mangok    | f | 2-2                   | 0-0    | 0-0               | 1     | 2        | 3   | 1  | 4  | 0  | 1 | 4  | 0   | 0   | 22  |          |
| 20                         | Blackshear, Wayne   | f | 1-4                   | 0-2    | 3-4               | 0     | 3        | 3   | 5  | 0  | 0  | 0 | 0  | 0   | 1   | 12  |          |
| 24                         | Harrell, Montrezl   | f | 2-2                   | 0-0    | 2-2               | 2     | 2        | 4   | 3  | 6  | 0  | 0 | 0  | 1   | 1   | 21  |          |
| 02                         | Smith,Russ          | g | 7-20                  | 0-5    | 5-10              | 1     | 1        | 2   | 4  | 19 | 4  | 4 | 0  | 1   | 1   | 30  |          |
| 03                         | Jones, Chris        | g | 7-13                  | 3-9    | 1-1               | 0     | 3        | 3   | 3  | 18 | 2  | 2 | 0  | 1   | 1   | 31  |          |
| 00                         | Rozier, Terry       |   | 1-3                   | 1-2    | 2-2               | 0     | 1        | 1   | 2  | 5  | 0  | 1 | 0  | 1   | 1   | 31  |          |
| 11                         | Hancock, Luke       |   | 3-11                  | 2-8    | 0-1               | 0     | 3        | 3   | 2  | 8  | 2  | 0 | 0  | 1   | 1   | 28  |          |
| 15                         | Henderson, Tim      |   | 0-0                   | 0-0    | 0-0               | 0     | 0        | 0   | 0  | 0  | 0  | 0 | 0  | 0   | 0   | 3   |          |
| 21                         | Behanan, Chane      |   | 0-3                   | 0-0    | 0-0               | 2     | 5        | 7   | 2  | 0  | 0  | 3 | 0  | 0   | 0   | 20  |          |
| 22                         | Agau, Akoy          |   | 0-0                   | 0-0    | 0-0               | 0     | 2        | 2   | 2  | 0  | 0  | 0 | 0  | 0   | 0   | 2   |          |
| 44                         | Van Treese, Stephan |   | 0-0                   | 0-0    | 1-2               | 4     | 1        | 5   | 1  | 1  | 0  | 1 | 0  | 0   | 0   | 18  |          |
| Team                       |                     |   |                       |        |                   | 2     | 1        | 3   |    |    |    |   | 1  |     |     |     |          |
| Totals                     |                     |   |                       | 23-58  | 6-26              | 14-22 | 12       | 24  | 36 | 25 | 66 | 8 | 13 | 5   | 6   | 200 |          |
| FG % 1st Half: 14-30 46.7% |                     |   | 2nd half: 9-28 32.1%  |        | Game: 23-58 39.7% |       |          |     |    |    |    |   |    |     |     |     | Deadball |
| 3FG % 1st Half: 4-14 28.6% |                     |   | 2nd half: 2-12 16.7%  |        | Game: 6-26 23.1%  |       |          |     |    |    |    |   |    |     |     |     | Rebounds |
| FT % 1st Half: 4-5 80.0%   |                     |   | 2nd half: 10-17 58.8% |        | Game: 14-22 63.6% |       |          |     |    |    |    |   |    |     |     |     | 3.1      |

**Kentucky 73 • 10-3, 0-0**

| #                          | Player               |   | Total                 |        |        | 3-Ptr             |     |       | Rebounds |    |    | PF | TP | A | TO                    | Blk | Stl | Min |
|----------------------------|----------------------|---|-----------------------|--------|--------|-------------------|-----|-------|----------|----|----|----|----|---|-----------------------|-----|-----|-----|
|                            |                      |   | FG-FGA                | FG-FGA | FT-FTA | Off               | Def | Total |          |    |    |    |    |   |                       |     |     |     |
| 15                         | Cauley-Stein, Willie | f | 1-3                   | 0-0    | 0-0    | 3                 | 7   | 10    | 4        | 2  | 0  | 0  | 3  | 1 | 35                    |     |     |     |
| 30                         | Randle, Julius       | f | 7-8                   | 0-1    | 3-6    | 1                 | 2   | 3     | 1        | 17 | 0  | 2  | 0  | 0 | 21                    |     |     |     |
| 01                         | Young, James         | g | 5-17                  | 3-8    | 5-9    | 4                 | 6   | 10    | 2        | 18 | 4  | 2  | 1  | 1 | 36                    |     |     |     |
| 02                         | Harrison, Aaron      | g | 5-12                  | 0-3    | 0-0    | 0                 | 4   | 4     | 2        | 10 | 1  | 4  | 0  | 0 | 30                    |     |     |     |
| 05                         | Harrison, Andrew     | g | 6-16                  | 0-1    | 6-12   | 3                 | 1   | 4     | 3        | 18 | 2  | 3  | 0  | 1 | 34                    |     |     |     |
| 22                         | Poythress, Alex      |   | 3-4                   | 0-0    | 1-2    | 1                 | 4   | 5     | 3        | 7  | 0  | 0  | 0  | 0 | 21                    |     |     |     |
| 25                         | Hawkins, Dominique   |   | 0-1                   | 0-1    | 1-1    | 2                 | 1   | 3     | 4        | 1  | 0  | 0  | 0  | 0 | 15                    |     |     |     |
| 44                         | Johnson, Dakari      |   | 0-1                   | 0-0    | 0-0    | 1                 | 0   | 1     | 0        | 0  | 1  | 0  | 0  | 0 | 8                     |     |     |     |
| Team                       |                      |   |                       |        |        | 2                 | 2   | 4     |          |    |    |    |    |   |                       |     |     |     |
| Totals                     |                      |   |                       | 27-62  | 3-14   | 16-30             | 17  | 27    | 44       | 19 | 73 | 8  | 11 | 4 | 3                     | 200 |     |     |
| FG % 1st Half: 15-35 42.9% |                      |   | 2nd half: 12-27 44.4% |        |        | Game: 27-62 43.5% |     |       |          |    |    |    |    |   | Deadball Rebounds 7.1 |     |     |     |
| 3FG % 1st Half: 2-9 22.2%  |                      |   | 2nd half: 1-5 20.0%   |        |        | Game: 3-14 21.4%  |     |       |          |    |    |    |    |   |                       |     |     |     |
| FT % 1st Half: 9-16 56.3%  |                      |   | 2nd half: 7-14 50.0%  |        |        | Game: 16-30 53.3% |     |       |          |    |    |    |    |   |                       |     |     |     |

Officials: Tony Greene, Mark Whitehead, Doug Simmons  
Technical fouls: Louisville-None. Kentucky-None.  
Attendance: 24396

| Score by periods | 1st | 2nd | Total |
|------------------|-----|-----|-------|
| Louisville       | 36  | 30  | 66    |
| Kentucky         | 41  | 32  | 73    |

**Official Basketball Box Score -- Game Totals -- Final Statistics**  
**Mississippi State vs Kentucky**  
**01/08/14 8:00 pm at Rupp Arena - Lexington, KY****Mississippi State 63 • 10-4, 0-1**

| #                          | Player             |   | Total                | 3-Ptr  | Rebounds |                   |     |       |                     |    |    |    |     |     |     |
|----------------------------|--------------------|---|----------------------|--------|----------|-------------------|-----|-------|---------------------|----|----|----|-----|-----|-----|
|                            |                    |   | FG-FGA               | FG-FGA | FT-FTA   | Off               | Def | Total | PF                  | TP | A  | TO | Blk | Stl | Min |
| 03                         | Borchert, Colin    | f | 2-7                  | 2-5    | 2-2      | 0                 | 3   | 3     | 5                   | 8  | 1  | 0  | 0   | 0   | 20  |
| 20                         | Ware, Gavin        | f | 2-6                  | 0-0    | 0-0      | 1                 | 9   | 10    | 3                   | 4  | 0  | 2  | 0   | 1   | 24  |
| 01                         | Thomas, Fred       | g | 1-8                  | 1-4    | 0-0      | 0                 | 1   | 1     | 2                   | 3  | 2  | 2  | 0   | 0   | 29  |
| 15                         | Ready, I.J.        | g | 0-1                  | 0-0    | 0-0      | 0                 | 0   | 0     | 0                   | 0  | 2  | 3  | 0   | 1   | 18  |
| 32                         | Sword, Craig       | g | 5-12                 | 0-0    | 9-10     | 2                 | 0   | 2     | 4                   | 19 | 2  | 5  | 0   | 3   | 24  |
| 04                         | Bloodman, Trivante | g | 5-6                  | 0-0    | 3-4      | 0                 | 1   | 1     | 2                   | 13 | 2  | 0  | 0   | 1   | 25  |
| 11                         | Davis, Jacoby      | g | 2-4                  | 0-2    | 0-0      | 0                 | 1   | 1     | 2                   | 4  | 3  | 0  | 0   | 0   | 14  |
| 13                         | Moore, Tevin       | g | 0-0                  | 0-0    | 0-0      | 0                 | 0   | 0     | 0                   | 0  | 0  | 0  | 0   | 0   | 3   |
| 24                         | Cunningham, Tyson  | g | 0-0                  | 0-0    | 0-0      | 0                 | 1   | 1     | 0                   | 0  | 0  | 0  | 0   | 1   | 10  |
| 25                         | Johnson, Roquez    | g | 6-13                 | 0-0    | 0-2      | 3                 | 1   | 4     | 4                   | 12 | 0  | 3  | 0   | 1   | 33  |
| Team                       |                    |   |                      |        |          | 3                 | 2   | 5     |                     |    |    |    |     |     |     |
| Totals                     |                    |   | 23-57                | 3-11   | 14-18    | 9                 | 19  | 28    | 22                  | 63 | 12 | 15 | 0   | 8   | 200 |
| FG % 1st Half: 15-34 44.1% |                    |   | 2nd half: 8-23 34.8% |        |          | Game: 23-57 40.4% |     |       | Deadball Rebounds 1 |    |    |    |     |     |     |
| 3FG % 1st Half: 2-6 33.3%  |                    |   | 2nd half: 1-5 20.0%  |        |          | Game: 3-11 27.3%  |     |       |                     |    |    |    |     |     |     |
| FT % 1st Half: 8-8 100.0%  |                    |   | 2nd half: 6-10 60.0% |        |          | Game: 14-18 77.8% |     |       |                     |    |    |    |     |     |     |

**Kentucky 85 • 11-3, 1-0**

| #                          | Player               |   | Total                 | 3-Ptr  |                   | Rebounds |                       |       |    |    |    |    |     |     |     |
|----------------------------|----------------------|---|-----------------------|--------|-------------------|----------|-----------------------|-------|----|----|----|----|-----|-----|-----|
|                            |                      |   | FG-FTA                | FG-FGA | FT-FTA            | Off      | Def                   | Total | PF | TP | A  | TO | Blk | Stl | Min |
| 15                         | Cauley-Stein, Willie | f | 5-6                   | 0-0    | 2-5               | 2        | 2                     | 4     | 2  | 12 | 1  | 0  | 2   | 1   | 25  |
| 30                         | Randle, Julius       | f | 3-7                   | 0-1    | 2-4               | 6        | 8                     | 14    | 3  | 8  | 1  | 1  | 0   | 0   | 21  |
| 01                         | Young, James         | g | 8-18                  | 3-10   | 7-9               | 5        | 5                     | 10    | 2  | 26 | 5  | 2  | 1   | 2   | 35  |
| 02                         | Harrison, Aaron      | g | 1-5                   | 0-3    | 3-5               | 0        | 2                     | 2     | 4  | 5  | 3  | 3  | 0   | 2   | 23  |
| 05                         | Harrison, Andrew     | g | 2-7                   | 1-3    | 3-4               | 0        | 2                     | 2     | 2  | 8  | 2  | 4  | 0   | 0   | 30  |
| 00                         | Lee, Marcus          | g | 1-2                   | 0-0    | 0-0               | 0        | 0                     | 0     | 0  | 2  | 1  | 0  | 1   | 0   | 5   |
| 03                         | Polson, Jarrod       | g | 0-0                   | 0-0    | 0-0               | 0        | 0                     | 0     | 0  | 0  | 0  | 0  | 0   | 0   | 2   |
| 04                         | Hood, Jon            | g | 0-0                   | 0-0    | 0-0               | 0        | 0                     | 0     | 0  | 0  | 0  | 1  | 0   | 0   | 2   |
| 22                         | Poythress, Alex      | g | 5-6                   | 0-0    | 2-2               | 1        | 3                     | 4     | 2  | 12 | 2  | 2  | 3   | 0   | 22  |
| 24                         | Floral, E.J.         | g | 0-0                   | 0-0    | 0-0               | 0        | 0                     | 0     | 0  | 0  | 0  | 0  | 0   | 0   | 1   |
| 25                         | Hawkins, Dominique   | g | 1-5                   | 0-2    | 2-2               | 0        | 2                     | 2     | 3  | 4  | 2  | 0  | 0   | 0   | 23  |
| 35                         | Willis, Derek        | g | 0-1                   | 0-1    | 0-0               | 0        | 1                     | 1     | 0  | 0  | 0  | 0  | 0   | 0   | 3   |
| 44                         | Johnson, Dakari      | g | 4-4                   | 0-0    | 0-2               | 1        | 0                     | 1     | 1  | 8  | 0  | 0  | 0   | 0   | 8   |
| Team                       |                      |   |                       |        |                   | 2        | 2                     | 4     |    |    |    |    |     |     |     |
| Totals                     |                      |   | 30-61                 | 4-20   | 21-33             | 17       | 27                    | 44    | 19 | 85 | 18 | 12 | 7   | 5   | 200 |
| FG % 1st Half: 13-35 37.1% |                      |   | 2nd half: 17-26 65.4% |        | Game: 30-61 49.2% |          | Deadball Rebounds 7.1 |       |    |    |    |    |     |     |     |
| 3FG % 1st Half: 2-14 14.3% |                      |   | 2nd half: 2-6 33.3%   |        | Game: 4-20 20.0%  |          |                       |       |    |    |    |    |     |     |     |
| FT % 1st Half: 9-14 64.3%  |                      |   | 2nd half: 12-19 63.2% |        | Game: 21-33 63.6% |          |                       |       |    |    |    |    |     |     |     |

Officials: Pat Adams, Mike Nance, Doug Simmons  
Technical fouls: Mississippi State-Johnson, Roquez. Kentucky-Cauley-Stein, Willis.  
Attendance: 23638

| Score by periods  | 1st | 2nd | Total |
|-------------------|-----|-----|-------|
| Mississippi State | 40  | 23  | 63    |
| Kentucky          | 37  | 48  | 85    |

Last FG - MISS 2nd-01:28, UK 2nd-00:35.  
Largest lead - MISS by 10 1st-15:48, UK by 22 2nd-05:16.

| Points | In | Off | 2nd | Fast | Bench |
|--------|----|-----|-----|------|-------|
| MISS   | 36 | 8   | 7   | 16   | 29    |
| UK     | 46 | 19  | 17  | 10   | 26    |

Score tied - 6 times.  
Lead changed - 3 times.

**Official Basketball Box Score -- Game Totals -- Final Statistics**  
**Kentucky vs Arkansas**  
**01-14-14 8:00pm at Fayetteville, Ark. (Bud Walton Arena)****Kentucky 85 • 12-4, 2-1 SEC**

| #                  | Player               |       | Total           | 3-Ptr  | Rebounds |         |     |       |             |    |       |    |     |     |          |
|--------------------|----------------------|-------|-----------------|--------|----------|---------|-----|-------|-------------|----|-------|----|-----|-----|----------|
|                    |                      |       | FG-FGA          | FG-FGA | FT-FTA   | Off     | Def | Total | PF          | TP | A     | TO | Blk | Stl | Min      |
| 15                 | Cauley-Stein, Willie | f     | 1-2             | 0-0    | 0-0      | 0       | 6   | 6     | 5           | 2  | 0     | 0  | 1   | 0   | 18       |
| 30                 | Randle, Julius       | f     | 5-11            | 0-0    | 10-14    | 6       | 8   | 14    | 4           | 20 | 0     | 5  | 2   | 0   | 32       |
| 01                 | Young, James         | g     | 8-17            | 2-6    | 5-8      | 2       | 4   | 6     | 3           | 23 | 2     | 3  | 0   | 2   | 40       |
| 02                 | Harrison, Aaron      | g     | 5-8             | 2-3    | 4-5      | 1       | 0   | 1     | 4           | 16 | 1     | 2  | 1   | 0   | 24       |
| 05                 | Harrison, Andrew     | g     | 2-9             | 1-2    | 2-3      | 0       | 4   | 4     | 2           | 7  | 6     | 5  | 0   | 1   | 38       |
| 00                 | Lee, Marcus          |       | 0-0             | 0-0    | 1-4      | 0       | 1   | 1     | 2           | 1  | 0     | 0  | 0   | 0   | 10       |
| 03                 | Polson, Jarrod       |       | 0-0             | 0-0    | 0-0      | 0       | 2   | 2     | 3           | 0  | 1     | 1  | 1   | 0   | 17       |
| 22                 | Poythress, Alex      |       | 5-7             | 0-0    | 2-2      | 1       | 5   | 6     | 4           | 12 | 0     | 0  | 0   | 2   | 32       |
| 25                 | Hawkins, Dominique   |       | 0-0             | 0-0    | 0-0      | 0       | 0   | 0     | 2           | 0  | 0     | 0  | 0   | 0   | 5        |
| 44                 | Johnson, Dakari      |       | 1-2             | 0-0    | 2-4      | 2       | 2   | 4     | 2           | 4  | 1     | 0  | 1   | 0   | 9        |
| Team               |                      |       |                 |        |          | 3       | 6   | 9     |             |    | 1     |    |     |     |          |
| Totals             |                      |       | 27-56           | 5-11   | 26-40    | 15      | 35  | 50    | 31          | 85 | 11    | 47 | 8   | 3   | 225      |
| FG 1st Half: 13-19 |                      | 68.4% | 2nd half: 11-30 |        | 36.0%    | OT: 1-2 |     | 42.9% | Game: 27-51 |    | 48.8% |    | 8   |     | Deadball |
| 3FG 1st Half: 2-4  |                      | 50.0% | 2nd half: 0-9   |        | 0.0%     | OT: 1-2 |     | 50.0% | Game: 5-17  |    | 29.4% |    | 0   |     | Rebound  |
| FT 1st Half: 13-22 |                      | 59.1% | 2nd half: 9-14  |        | 64.3%    | OT: 4   |     | 100.0 | Game: 26-40 |    | 65.0% |    | 7   |     |          |



# THE LAST TIME...

## INDIVIDUALS

### SCORING

**Scored 25 Points** - James Young (26) vs. Mississippi State, 1/8/14

**Scored 30 Points** - Brandon Knight (30) vs. West Virginia, 3/19/11

**Scored 35 Points** - Terrence Jones (35) vs. Auburn, 1/11/11

**Scored 40 Points** - Jodie Meeks (45) at Arkansas, 2/14/09

**Scored 45 Points** - Jodie Meeks (45) at Arkansas, 2/14/09

**Scored 50 Points** - Jodie Meeks (54) at Tennessee, 1/13/09

**Two Players Had 20 Points** - James Young (23)/Julius Randle (20) at Arkansas, 1/14/14

**Three Players Had 20 Points** - DeMarcus Cousins (27)/John Wall (21)/Patrick Patterson (20) vs. Sam Houston State, 11/19/09

**Two Players Had 30 Points** - Patrick Patterson (33) and Jodie Meeks (32) vs. Tennessee State, 12/22/08

**Scored 20 Points in Two Straight Games** - Aaron Harrison (2) 12/14/13 - 12/21/13

**Scored 20 Points in Three Straight Games** - Julius Randle (3) 11/08/13 - 11/12/13

**Scored 20 Points in Four Straight Games** - Alex Poythress (4) 11/13/12 - 11/23/12

**Scored 20 points in Five Straight Games** - Jodie Meeks (9) 12/29/08 - 1/31/09

**Scored 20 points in Six Straight games** - Jodie Meeks (9) 12/29/08 - 1/31/09

**Scored 20 points in Seven Straight games** - Jodie Meeks (9) 12/29/08 - 1/31/09

**Scored 20 points in Eight Straight games** - Jodie Meeks (9) 12/29/08 - 1/31/09

**Scored 20 points in Nine Straight games** - Jodie Meeks (9) 12/29/08 - 1/31/09

**Scored 20 points in 10 Straight games** - Kevin Grevey (12) 12/20/74 - 1/27/75

**Scored 20 points in 12 Straight games** - Kevin Grevey (12) 12/20/74 - 1/27/75

**Scored 25 Points in Three Straight Games** - Tayshaun Prince vs. Ole Miss (26) 3/11/01; vs. Holy Cross (27) 3/15/01; vs. Iowa (31) 3/17/01

**Scored 30 Points in Two Straight Games** - Jodie Meeks vs. Appalachian State (46) 12/20/08; vs. Tennessee State (32) 12/22/08

**Scored 30 Points in Three Straight Games** - Dan Issel (6) vs. Florida (37) 2/14/70; vs. Georgia (40) 2/16/70; vs. LSU (51) 2/21/70; vs. Alabama (47) 2/23/70; vs. Vanderbilt (31) 2/28/70; vs. Auburn (42) 3/2/70

**Scored in double figures in 10 straight Games** - Julius Randle (13) 11/8/13-12/28/13

**Scored in double figures in 15 straight Games** - Brandon Knight (28) 11/30/10 - 3/13/11

**Scored in double figures in 20 straight Games** - Brandon Knight (28) 11/30/10 - 3/13/11

**Scored in double figures in 25 straight Games** - Brandon Knight (28) 11/30/10 - 3/13/11

**Scored in double figures in 30 straight Games** - Jodie Meeks (32) 11/14/08 - 3/12/09

**Five Players Scored in Double Figures** - James Young (26), Julius Randle (22), Andrew Harrison (15), Willie Cauley-Stein (14), Marcus Lee (10) vs. UT Arlington, 11/19/13

**Six Players Scored in Double Figures** - Archie Goodwin (18), Alex Poythress (16), Nerlens Noel (13), Willie Cauley-Stein (12), Kyle Wiltjer (10), Julius Mays (10) vs. Samford 12/4/12

**Seven Players Scored in Double Figures** - Randolph Morris (17), Kelenna Azubuike (15), Patrick Sparks (14), Chuck Hayes (12), Rajon Rondo (11), Ravi Moss (10) and Ramel Bradley (10) vs. Mississippi State 2/19/05

**Four Players with 15 or more points** - Julius Mays (24), Alex Poythress (21), Archie Goodwin (18), Ryan Harrow (14) vs. Missouri, 2/23/13

### DOUBLE-DOUBLES

**Double-Double** - Julius Randle (20 points, 14 rebounds) at Arkansas, 1/14/14

**Triple-Double** - Chris Mills (19 points, 10 rebounds, 10 assists) vs. Austin Peay, 12/27/88

**20-10 Game** - Julius Randle (20 points, 14 rebounds) at Arkansas, 1/14/14

**20-15 Game** - Julius Randle (23 points, 15 rebounds) vs. UNC Asheville, 11/8/13

**30-10 Game** - Tayshaun Prince (33 points, 11 rebounds) vs. Tennessee State, 12/22/98

**Back-to-back 20-10 Games** - Julius Randle vs. UNC Asheville (23 points, 16 rebounds) 11/8/13; vs. Northern Kentucky (22 points, 14 rebounds) 11/10/13

**Three-Straight 20-10 Games** - Julius Randle vs. UNC Asheville (23 points, 16 rebounds) 11/8/13; vs. Northern Kentucky (22 points, 14 rebounds) 11/10/13; vs. Michigan State (27 points, 13 rebounds) 11/12/13

**Double-Double in Points and Rebs** - Julius Randle (20 points, 14 rebounds) at Arkansas, 1/14/14

**Double-Double in Points and Assists** - Marquis Teague (12 points, 10 assists) vs. Florida, 2/7/12

**Double-Double in Points and Blocks** - Never

**Double-Double in Points and Steals** - Never

**Double-double in two consecutive games** - James Young (18p, 10r) vs. Louisville, (12/18/13); (26p, 10r) vs. Mississippi State (1/8/14)

**Double-double in three consecutive games** - Julius Randle (23p, 16r) vs. UNC Asheville, 11/8/13; (22p, 14r) vs. Northern Kentucky (11/10/13); vs. Michigan State 11/12/13 (27 p, 13 r); vs. Robert Morris 11/17/13 (10 p, 15 r); vs. UT Arlington 11/19/13 (22 p, 10 r); vs. Cleveland State 11/25/13 (15 p, 15 r); vs. Eastern Michigan 11/27/13 (14 p, 10 r)

**Double-double in four consecutive games** - Julius Randle (23p, 16r) vs. UNC Asheville, 11/8/13; (22p, 14r) vs. Northern Kentucky (11/10/13); vs. Michigan State 11/12/13 (27 p, 13 r); vs. Robert Morris 11/17/13 (10 p, 15 r); vs. UT Arlington 11/19/13 (22 p, 10 r); vs. Cleveland State 11/25/13 (15 p, 15 r); vs. Eastern Michigan 11/27/13 (14 p, 10 r)

**Double-double in five consecutive games** - Julius Randle (23p, 16r) vs. UNC Asheville, 11/8/13; (22p, 14r) vs. Northern Kentucky (11/10/13); vs. Michigan State 11/12/13 (27 p, 13 r); vs. Robert Morris 11/17/13 (10 p, 15 r); vs. UT Arlington 11/19/13 (22 p, 10 r); vs. Cleveland State 11/25/13 (15 p, 15 r); vs. Eastern Michigan 11/27/13 (14 p, 10 r)

**Double-double in six consecutive games** - Julius Randle (23p, 16r) vs. UNC Asheville, 11/8/13; (22p, 14r) vs. Northern Kentucky (11/10/13); vs. Michigan State 11/12/13 (27 p, 13 r); vs. Robert Morris 11/17/13 (10 p, 15 r); vs. UT Arlington 11/19/13 (22 p, 10 r); vs. Cleveland State 11/25/13 (15 p, 15 r); vs. Eastern Michigan 11/27/13 (14 p, 10 r)

**Double-double in seven consecutive games** - Julius Randle (23p, 16r) vs. UNC Asheville, 11/8/13; (22p, 14r) vs. Northern Kentucky (11/10/13); vs. Michigan State 11/12/13 (27 p, 13 r); vs. Robert Morris 11/17/13 (10 p, 15 r); vs. UT Arlington 11/19/13 (22 p, 10 r); vs. Cleveland State 11/25/13 (15 p, 15 r); vs. Eastern Michigan 11/27/13 (14 p, 10 r)

**Double-double in 10 consecutive games** - Jim Andrews, 1972-73 season

**Two players record double-doubles**- Willie Cauley-Stein (14 points, 10 rebounds); Julius Randle (22 points, 10 rebounds) vs. UT Arlington, 11/19/13

**Three players record double-doubles**- DeMarcus Cousins (19 points, 14 rebounds)/Patrick Patterson (19 points, 10 rebounds)/John Wall (18 points, 10 rebounds) at Mississippi State, 2/16/10

**Four players record double-doubles**- Jack Givens (30 points, 13 rebounds)/Kyle Macy (16 points, 10 assists)/Mike Phillips (22 points, 18 rebounds)/Rick Robey (23 points, 13 rebounds) vs. Southern Methodist, 11/26/77

**Five players record double-doubles**- Never

### FIELD GOALS

**Made 12 FG in a game** - Terrence Jones (12) vs. Oklahoma, 11/22/10

**Made 15 FG in a game** - Jodie Meeks (17) at Arkansas, 2/14/09

**Made 16 FG in a game** - Jodie Meeks (17) at Arkansas, 2/14/09

**Made 17 FG in a game** - Jodie Meeks (17) at Arkansas, 2/14/09

**Made 18 FG in a game** - Melvin Turpin (18) vs. Georgia 3/8/84

**Made 19 FG in a game** - Dan Issel (19) vs. Alabama 2/23/70

**Made 20 FG in a game** - Dan Issel (23) vs. Ole Miss 2/7/70

**Made 21 FG in a game** - Dan Issel (23) vs. Ole Miss 2/7/70

**Made 22 FG in a game** - Dan Issel (23) vs. Ole Miss 2/7/70

**Made 23 FG in a game** - Dan Issel (23) vs. Ole Miss 2/7/70

**Attempted 17 FG in a game** - James Young (17) at Arkansas (1/14/14)

**Attempted 18 FG in a game** - James Young (18) vs. Mississippi State (1/8/14)

**Attempted 19 FG in a game** - Kyle Wiltjer (19) at Ole Miss (1/29/13)

**Attempted 20 FG in a game** - Brandon Knight (23) vs. UConn, 4/2/11

**Attempted 25 FG in a game** - Jodie Meeks (27) vs. VMI, 11/14/08

### THREE-POINTERS

**Made 5 3-pointers in a game** - James Young (5) vs UT Arlington, 11/19/13

**Made 6 3-pointers in a game** - Kyle Wiltjer (7) vs. Lipscomb, 12/15/12

**Made 7 3-pointers in a game** - Kyle Wiltjer (7) vs. Lipscomb, 12/15/12

**Made 8 3-pointers in a game** - Eric Bledsoe (8) vs. East Tennessee State (NCAA Tournament), 3/18/10

**Made 9 3-pointers in a game** - Jodie Meeks (10) at Tennessee, 1/13/09

**Made 10 3-pointers in a game** - Jodie Meeks (10) at Tennessee, 1/13/09

**Made 11 3-pointers in a game** - Never

**Attempted 10 3-pointers in a game** - James Young (10) vs. Mississippi State, 1/8/14

**Attempted 15 3-pointers in a game** - Jodie Meeks (15) at Tennessee, 1/13/09

**Attempted 16 3-pointers in a game** - Derrick Miller (16) vs. LSU 2/15/90

**Attempted 17 3-pointers in a game** - Derrick Miller (19) vs. Kansas 12/6/89

**Attempted 18 3-pointers in a game** - Derrick Miller (19) vs. Kansas 12/6/89

**Attempted 19 3-pointers in a game** - Derrick Miller (19) vs. Kansas 12/6/89

**Made a 3-pointer in 10 straight games** - Julius Mays (18), 12/29/12-3/2/13

**Made a 3-pointer in 15 straight games** - Julius Mays (18), 12/29/12-3/2/13

**Made two 3-pointers in 10 straight games** - Jodie Meeks (16), 12/3/08-1/31/09

**Made three 3-pointers in 10 straight games** - Gerald Fitch (20) 1/14/03-3/23/03

**Made three 3-pointers in 15 straight games** - Gerald Fitch (20) 1/14/03-3/23/03

**Made three 3-pointers in 20 straight games** - Gerald Fitch (20) 1/14/03-3/23/03

**Made three 3-pointers in 25 straight games** - Keith Bogans (29) 3/14/02-2/26/03

### FREE THROWS

**Made 8 FT in a game** - Julius Randle (10) at Arkansas, 1/14/14

**Made 9 FT in a game** - Julius Randle (10) at Arkansas, 1/14/14

**Made 10 FT in a game** - Julius Randle (10) at Arkansas, 1/14/14

**Made 11 FT in a game** - Julius Randle (13) vs. Belmont, 12/21/13

**Made 12 FT in a game** - Julius Randle (13) vs. Belmont, 12/21/13

**Made 13 FT in a game** - Julius Randle (13) vs. Belmont, 12/21/13

**Made 14 FT in a game** - Jodie Meeks (14) at Tennessee, 1/13/09

**Made 15 FT in a game** - Rodrick Rhodes (16) vs. Ole Miss 1/18/95

**Made 16 FT in a game** - Rodrick Rhodes (16) vs. Ole Miss 1/18/95

**Made 17 FT in a game** - Dwight Anderson (18) vs. Mississippi State 2/12/79

**Made 18 FT in a game** - Dwight Anderson (18) vs. Mississippi State 2/12/79

**Attempted 10 FT in a game** - Julius Randle (14) at Arkansas, 1/14/14

**Attempted 15 FT in a game** - Julius Randle (19) vs. Belmont, 12/21/13

**Attempted 20 FT in a game** - Heshimu Evans (20) vs. Ole Miss 3/5/99

### REBOUNDS

**15 Rebs** - Julius Randle (15) vs. Cleveland State, 11/25/13

**16 Rebs** - Julius Randle (16) vs. UNC Asheville, 11/8/13

**20 Rebs** - Jared Prickett (20) vs. Arkansas 2/9/94

**25 Rebs** - Mike Phillips (28) vs. Tennessee 1/10/76

**30 Rebs** - Cotton Nash (30) vs. Ole Miss 2/8/64

**34 Rebs** - Bob Burrow (34) vs. Temple 12/10/55

**10+ Rebs in three consecutive games** - Julius Randle (3) at 1/8/14-1/14/14

**10+ Rebs in four consecutive games** - Julius Randle (7) at 11/8/13-11/27/13

**10+ Rebs in five consecutive games** - Julius Randle (7) at 11/8/13-11/27/13

**10+ Rebs in six consecutive games** - Julius Randle (7) at 11/8/13-11/27/13

**10+ Rebs in seven consecutive games** - Julius Randle (7) at 11/8/13-11/27/13

**10+ Rebs in eight consecutive games** - DeMarcus Cousins (9) 1/16/10 - 2/16/10

**10+ Rebs in nine consecutive games** - DeMarcus Cousins (9) 1/16/10 - 2/16/10

**Two players had 10 rebounds** - Julius Randle (14), James Young (10) vs. Mississippi State, 1/8/14

**Three players had 10 rebounds** - Michael Kidd-Gilchrist (19), Terrence Jones (11), Anthony Davis (10) vs. Louisville, 12/31/11

### ASSISTS

**8 Assists** - Ryan Harrow (8) at Auburn, 1/19/13

**9 Assists** - Archie Goodwin (9) vs. LIU Brooklyn, 11/23/12

**10 Assists** - Julius Mays (10) vs. Lafayette, 11/16/12

**11 Assists** - John Wall (11) vs. E. Tennessee St., 3/18/10

**12 Assists** - John Wall (16) vs. Hartford, 12/29/09

**13 Assists** - John Wall (16) vs. Hartford, 12/29/09

**14 Assists** - John Wall (16) vs. Hartford, 12/29/09

**15 Assists** - John Wall (16) vs. Hartford, 12/29/09

**16 Assists** - John Wall (16) vs. Hartford, 12/29/09

**5+ Assists in Four Consecutive Games** - John Wall (7) (2/27/10 to 3/27/10)

**8+ Assists in Two Consecutive Games** - Marquis Teague (3) (2/7/12 to 2/18/12)

### BLOCKS

**4 Blocks** - Willie Cauley-Stein (5) at N. Carolina, 12/14/13

**5 Blocks** - Willie Cauley-Stein (5) at N. Carolina, 12/14/13

**6 Blocks** - Willie Cauley-Stein (9) vs. Boise State, 12/10/13

**7 Blocks** - Willie Cauley-Stein (9) vs. Boise State, 12/10/13

**8 Blocks** - Willie Cauley-Stein (9) vs. Boise State, 12/10/13

**9 Blocks** - Willie Cauley-Stein (9) vs. Boise State, 12/10/13

**10 Blocks** - Nerlens Noel (12) at Ole Miss, 1/29/13

**11 Blocks** - Nerlens Noel (12) at Ole Miss, 1/29/13

**12 Blocks** - Nerlens Noel (12) at Ole Miss, 1/29/13

### STEALS

**5 Steals** - Nerlens Noel (6) vs. Baylor, 12/1/12

**6 Steals** - Nerlens Noel (6) vs. Baylor, 12/1/12

**7 Steals** - Rajon Rondo (8) vs. Mississippi State, 2/19/05

**8 Steals** - Rajon Rondo (8) vs. Mississippi State, 2/19/05

### MINUTES

**Played every minute** - Anthony Davis (40) vs. Iowa State, 3/17/12

**Played 40+ minutes** - James Young (40) at Arkansas, 1/14/14

**Played over 50 minutes** - Patrick Patterson (50) vs. Vanderbilt, 1/12/08

### FOULS

**Technical Foul** - Team, vs. Vanderbilt, 1/11/14

**Fouled Out** - Willie Cauley-Stein at Arkansas, 1/14/14

**Two Players Fouled Out** - Alex Poythress and James Young at North Carolina, 12/14/13

**Three Players Fouled Out** - Archie Goodwin, Ryan Harrow, and Alex Poythress at Georgia, 3/7/13

**Four Players Fouled Out** - Terrence Jones, Josh Harrellson, Brandon Knight, Eloy Vargas, at UNC 12/4/10

## TEAM

**Started four freshmen** - Aaron Harrison, Andrew Harrison, Julius Randle, James Young at Arkansas, 1/14/14

**Started five freshmen** - Aaron Harrison, Andrew Harrison, Marcus Lee, Julius Randle, James Young vs. Eastern Michigan, 11/27/13

**Scored 90 or More Points** - 93 vs. Belmont, 12/21/13 (W, 93-80)

**Scored 90 or More Points (SEC Game)** - 90 vs. Missouri, 2/23/13 (W, 90-83, OT)

**Scored 100 or More Points** - 105 vs. UT Arlington, 11/19/13 (W, 105-76)

**Scored 100 or More Points (SEC Game)** - 101 vs. Arkansas, 1/23/10 (W, 101-70)

**Scored 110 or More Points** - 115 vs. Tennessee State [NCAA First round], 12/30/02 (W, 115-87)

**Scored 110 or More Points (SEC Game)** - 120 vs. Vanderbilt, 2/7/96 (W, 120-81)

**Scored 120 or More Points** - 120 vs. Vanderbilt, 2/7/96 (W, 120-81)

**Scored 120 or More Points (SEC Game)** - 120 vs. Vanderbilt, 2/7/96 (W, 120-81)

**Scored 130 or More Points** - 143 vs. Georgia, 2/27/56 (W, 143-66)

**Scored 140 or More Points** - 143 vs. Georgia, 2/27/56 (W, 143-66)

**Scored 150 or More Points** - Never

**Scored Less than 50 Points** - 48 vs. Vanderbilt, 3/15/13 (L, 64-48)

**Allowed 90 or More Points** -90 by Indiana, 3/23/12 (W, 102-90)

**Allowed 90 or More Points (SEC Game)** - 90 by Georgia, 3/4/09 (L, 90-85)

**Allowed 100 or More Points** - 111 by VMI, 11/14/08 (L, 111-103)

**Allowed 100 or More Points (SEC Game)** - 101 by Arkansas, 2/10/93 (L, 101-94)

**Allowed Less Than 50 Points** - 49 vs. Robert Morris  
11/17/13, (W, 87-49)

**Allowed Less Than 50 Points (SEC)** - 49 vs. Georgia  
3/1/12, (W, 79-49)

**Shot 70% from the field** - .722 vs. Mississippi St., 2/15/86

**Shot 65% from the field** - .677 vs. LIU Brooklyn, 11/23/12

**Shot 30% or less from the field** - .296 vs. Baylor,  
12/1/12

**Allowed 50% shooting** - .500 vs. Vanderbilt, 1/11/14

**Allowed 60% shooting** - .640 by Florida, 3/4/07

**Allowed 20% or less shooting** - .200 by Central  
Arkansas, 11/6/07 (10-50)

**Allowed 30% or less shooting** - .232 vs. Robert Morris  
11/17/13 (16-69)

**Held opponent to zero 3-pointers** - at Auburn, 1/19/13  
(0-15)

**Shot 90% or Better from Free Throw Line** - 94.6 (35-37)  
vs. Indiana (3/23/12)

**Shot 100% from Free Throw Line** - 11-11 vs. Florida,  
2/7/12

**Shot 50% or Less from Free Throw Line** - .500 vs.  
Vanderbilt, 3/15/13 (8-16)

**Attempted 40 FT** - at Arkansas (40), 1/14/14

**Attempted five or less FT** - vs. South Carolina (4)  
1/21/06

**Made 30 FT** - 30 vs. UNC Asheville (30-48) 11/8/13

**Hit 10 3-pointers** - 10 vs. E. Michigan, 1/2/13 (10-26)

**Hit 11 3-pointers** - 11 vs. Lafayette, 11/16/12 (11-19)

**Hit 12 3-pointers** - 15 vs. Georgia, 3/1/12 (15-27)

**Hit 13 3-pointers** - 15 vs. Georgia, 3/1/12 (15-27)

**Hit 14 3-pointers** - 15 vs. Georgia, 3/1/12 (15-27)

**Hit 15 3-pointers** - 15 vs. Georgia, 3/1/12 (15-27)

**Hit 16 3-pointers** - 16 vs. UNC-Asheville, 12/23/96 (16-33)

**Hit 17 3-pointers** - 20 vs. LSU, 3/4/95 (20-35)

**Hit 18 3-pointers** - 20 vs. LSU, 3/4/95 (20-35)

**Hit 19 3-pointers** - 20 vs. LSU, 3/4/95 (20-35)

**Hit 20 3-pointers** - 20 vs. LSU, 3/4/95 (20-35)

**Hit 21 3-pointers** - 21 vs. North Carolina, 12/27/89 (21-48)

**Hit 22 3-pointers** - Never

**Scored 100 Points in Two Consecutive Games** - 103  
vs. Wake Forest, 3/25/93 (W, 103-69) and 106 vs.  
Florida State, 3/27/93 (W, 106-81)

**Scored 100 Points in Three Consecutive Games** - 114  
vs. Portland State 12/16/77 (W, 114-88), 102 vs. St.  
John's 12/17/77 (W, 102-72), and 104 vs. Iona 12/23/77  
(W, 104-65)

**Scored 100 Points in Consecutive SEC Games** -  
143 vs. Georgia 2/27/56 (W, 143-66) and 101 vs.  
Tennessee 3/3/56 (W, 101-77)

**Won game by 50 points or more** - 52 vs. Eastern  
Michigan (W, 90-38) 1/2/13

**Won game by 60 points or more** - 62 vs. Vanderbilt (W,  
106-44) 3/5/03

**Won game by 70 points or more** - 74 vs. Tennessee-  
Martin (W, 124-50) 11/26/94

**Lost game by 30 points or more** - 30 at Tennessee (L,  
88-58) 2/16/13

**Lost game by 40 points or more** - 41 at Vanderbilt (L,  
93-52) 2/12/08

**Lost game by 50 points or more** - 55 at Kansas (L, 150-  
95) 12/9/89

**Lost game by 60 points or more** - 70 vs. Central (L,  
87-17) 1/28/1910

**Lost game by 70 points or more** - 70 vs. Central (L,  
87-17) 1/28/1910

**Game decided by one point** - at Indiana, 12/10/11 (L,  
73-72)

**Game decided by two points** - at Arkansas, 1/14/14  
(L, 87-85 OT)

**Game decided by three points** - at Louisville, 12/29/12  
(L, 80-77)

**Two consecutive games decided by one point** - vs.  
North Carolina (W, 73-72) 12/3/11 and at Indiana (L,  
73-72) 12/10/11

**Three consecutive games decided by one point** - Never

**Two consecutive games decided by two points** - at Ole  
Miss (L, 71-69) 2/1/11 and Florida (L, 70-68) 2/5/11

**Came back from 18-point deficit for win** - W, 72-70 vs.  
Miami Univ. (11/16/09); Trained 36-18 (7:04 in 1st)

**Came back from 19-point deficit for win** - W, 80-77 vs.  
Florida (3/2/94); Trained 33-14 (7:00 in 1st)

**Came back from 20-point deficit for win** - W, 99-95 at  
LSU (2/15/94); Trained 68-37 (15:34 in 2nd)

**Came back from 30-point deficit for win** - W, 99-95 at  
LSU (2/15/94); Trained 68-37 (15:34 in 2nd)

**Came back from 31-point deficit for win** - W, 99-95 at  
LSU (2/15/94); Trained 68-37 (15:34 in 2nd)

**Pulled down 50 rebounds** - 50 (15-35) at Arkansas,  
1/14/14

**Pulled down 55 rebounds** - 56 (17-39) vs. Robert Morris,  
11/17/13

**Pulled down 60 rebounds** - 62 (19-43) vs. Morehead  
State, 12/16/96

**Played an Overtime Game** - at Arkansas, 1/14/14,  
(L, 87-85 OT)

**Won an Overtime Game** - vs. Missouri, 2/23/13,  
(W, 90-83 OT)

**Played an SEC Overtime Game** - at Arkansas, 1/14/14,  
(L, 87-85 OT)

**Won an SEC Overtime Game** - vs. Missouri, 2/23/13,  
(W, 90-83 OT)

**Lost an Overtime Game** - at Arkansas, 1/14/14,  
(L, 87-85 OT)

**Lost an SEC Overtime Game** - at Arkansas, 1/14/14,  
(L, 87-85 OT)

**Played Two Overtimes** - vs. Vanderbilt, 1/12/08  
(W, 79-73, 2ot)

**Played Three Overtimes** - vs. Temple 12/7/57 (W, 85-83)

**Played Four Overtimes** - Never played four overtime  
game

**Played consecutive games that went to overtime** -  
12/9/78 vs. Kansas (W, 67-66) and 12/16/78 vs. Indiana  
(L, 68-67)

## SPECIALITY STATS

### PP - POINTS IN THE PAINT

### 2ND - SECOND CHANCE POINTS

### POT - POINTS OFF TURNOVERS

### BP - BENCH POINTS

### FB - FAST BREAK

| Opponent           | Result      | PP | POT | 2nd | BP | FB |
|--------------------|-------------|----|-----|-----|----|----|
| UNC Asheville      |             | 32 | 2   | 6   | 9  | 0  |
| at Kentucky        | W, 89-57    | 50 | 20  | 25  | 34 | 8  |
| Northern Kentucky  |             | 18 | 22  | 11  | 28 | 2  |
| at Kentucky        | W, 93-63    | 36 | 11  | 21  | 30 | 8  |
| Michigan State     |             | 44 | 18  | 14  | 11 | 21 |
| vs. Kentucky       | L, 78-74    | 40 | 9   | 24  | 9  | 2  |
| Robert Morris      |             | 16 | 14  | 14  | 21 | 0  |
| at Kentucky        | W, 87-49    | 36 | 10  | 16  | 29 | 14 |
| UT Arlington       |             | 34 | 14  | 15  | 17 | 7  |
| at Kentucky        | W, 105-76   | 48 | 24  | 28  | 27 | 12 |
| Cleveland State    |             | 22 | 9   | 18  | 4  | 4  |
| at Kentucky        | W, 68-61    | 28 | 17  | 17  | 19 | 8  |
| E. Michigan        |             | 30 | 18  | 4   | 40 | 12 |
| at Kentucky        | W, 81-63    | 38 | 11  | 23  | 29 | 8  |
| Providence         |             | 14 | 17  | 18  | 7  | 2  |
| vs. Kentucky       | W, 79-65    | 36 | 8   | 9   | 11 | 6  |
| Baylor             |             | 38 | 7   | 14  | 7  | 14 |
| vs. Kentucky       | L, 67-62    | 26 | 12  | 6   | 2  | 0  |
| Boise State        |             | 24 | 18  | 16  | 8  | 4  |
| at Kentucky        | W, 70-55    | 44 | 7   | 13  | 0  | 10 |
| at North Carolina  |             | 38 | 22  | 12  | 11 | 14 |
| Kentucky           | L, 82-77    | 34 | 13  | 19  | 8  | 4  |
| Belmont            |             | 34 | 14  | 10  | 20 | 8  |
| at Kentucky        | W, 93-80    | 52 | 12  | 17  | 12 | 6  |
| Louisville         |             | 24 | 14  | 6   | 14 | 10 |
| at Kentucky        | W, 73-66    | 42 | 14  | 17  | 8  | 6  |
| Mississippi State  |             | 36 | 8   | 7   | 29 | 16 |
| at Kentucky        | W, 85-63    | 46 | 19  | 17  | 26 | 10 |
| at Vanderbilt      |             | 30 | 13  | 5   | 3  | 10 |
| Kentucky           | W, 71-62    | 36 | 18  | 15  | 19 | 2  |
| at Arkansas        |             | 26 | 21  | 14  | 29 | 2  |
| Kentucky           | L, 87-85 OT | 42 | 7   | 12  | 17 | 6  |
| Tennessee          |             |    |     |     |    |    |
| at Kentucky        |             |    |     |     |    |    |
| Texas A&M          |             |    |     |     |    |    |
| at Kentucky        |             |    |     |     |    |    |
| Georgia            |             |    |     |     |    |    |
| at Kentucky        |             |    |     |     |    |    |
| at LSU             |             |    |     |     |    |    |
| Kentucky           |             |    |     |     |    |    |
| at Missouri        |             |    |     |     |    |    |
| Kentucky           |             |    |     |     |    |    |
| Ole Miss           |             |    |     |     |    |    |
| at Kentucky        |             |    |     |     |    |    |
| at Mississippi St. |             |    |     |     |    |    |
| Kentucky           |             |    |     |     |    |    |
| at Auburn          |             |    |     |     |    |    |
| Kentucky           |             |    |     |     |    |    |
| Florida            |             |    |     |     |    |    |
| at Kentucky        |             |    |     |     |    |    |
| at Ole Miss        |             |    |     |     |    |    |
| Kentucky           |             |    |     |     |    |    |
| LSU                |             |    |     |     |    |    |
| at Kentucky        |             |    |     |     |    |    |
| Arkansas           |             |    |     |     |    |    |
| at Kentucky        |             |    |     |     |    |    |
| at South Carolina  |             |    |     |     |    |    |
| Kentucky           |             |    |     |     |    |    |
| Alabama            |             |    |     |     |    |    |
| at Kentucky        |             |    |     |     |    |    |
| at Florida         |             |    |     |     |    |    |
| Kentucky           |             |    |     |     |    |    |

## MISCELLANEOUS STATS

### Leading Scorer

|                 |   |
|-----------------|---|
| Randle          | 6 |
| Young           | 6 |
| Aaron Harrison  | 3 |
| Cauley-Stein    | 1 |
| Andrew Harrison | 1 |

### Leading Rebounder

|              |    |
|--------------|----|
| Randle       | 14 |
| Cauley-Stein | 4  |
| Young        | 1  |

### Leader in Assists

|                 |   |
|-----------------|---|
| Andrew Harrison | 9 |
| Aaron Harrison  | 4 |
| Young           | 4 |
| Hawkins         | 2 |
| Randle          | 2 |
| Poythress       | 1 |

### Charges Drawn

|           |    |
|-----------|----|
| Opponents | 11 |
| Kentucky  | 0  |

### Dunks

|           |    |
|-----------|----|
| Opponents | 37 |
| Kentucky  | 83 |

|                |    |
|----------------|----|
| Cauley-Stein   | 25 |
| Randle         | 20 |
| Poythress      | 16 |
| Young          | 9  |
| Lee            | 6  |
| Aaron Harrison | 3  |
| Johnson        | 2  |
| Floreal        | 1  |
| Willis         | 1  |

### 20-Point Scoring Game

|           |    |
|-----------|----|
| Opponents | 11 |
| Kentucky  | 14 |

|                |   |
|----------------|---|
| Randle         | 6 |
| Aaron Harrison | 4 |
| Young          | 4 |

### 30-Point Scoring Game

|           |   |
|-----------|---|
| Opponents | 0 |
| Kentucky  | 0 |

### 40-Point Scoring Game

|           |   |
|-----------|---|
| Opponents | 0 |
| Kentucky  | 0 |

### Technical Fouls

|           |   |
|-----------|---|
| Opponents | 2 |
| Kentucky  | 4 |

|                     |   |
|---------------------|---|
| John Calipari       | 1 |
| Willie Cauley-Stein | 1 |
| Aaron Harrison      | 1 |
| Team                | 1 |

### Fouled Out

|           |    |
|-----------|----|
| Opponents | 12 |
| Kentucky  | 5  |

|                 |   |
|-----------------|---|
| Cauley-Stein    | 1 |
| Andrew Harrison | 1 |
| Alex Poythress  | 1 |
| Julius Randle   | 1 |
| James Young     | 1 |

### Three-Point Plays

|           |    |
|-----------|----|
| Opponents | 8  |
| Kentucky  | 24 |

|                 |   |
|-----------------|---|
| Randle          | 7 |
| Aaron Harrison  | 6 |
| Andrew Harrison | 6 |
| Young           | 3 |
| Cauley-Stein    | 2 |

### Four-Point Plays

|           |   |
|-----------|---|
| Opponents | 0 |
| Kentucky  | 0 |

### UK's First Substitution

|              |   |
|--------------|---|
| Poythress    | 8 |
| Johnson      | 5 |
| Cauley-Stein | 4 |
| Hawkins      | 4 |

### Forced 5-Second Call

|           |   |
|-----------|---|
| Opponents | 0 |
| Kentucky  | 0 |

### Forced Shot Clock Violations

|           |    |
|-----------|----|
| Opponents | 2  |
| Kentucky  | 10 |

### 10-Second Violations

|           |   |
|-----------|---|
| Opponents | 0 |
| Kentucky  | 0 |

### 3-Second Violations

|           |   |
|-----------|---|
| Opponents | 0 |
| Kentucky  | 0 |

### Jump Balls Controlled

|           |    |
|-----------|----|
| Opponents | 3  |
| Kentucky  | 14 |

|              |      |
|--------------|------|
| Lee          | 5/5  |
| Cauley-Stein | 9/12 |

### First Score (3-Pointers)

|           |   |
|-----------|---|
| Opponents | 4 |
| Kentucky  | 0 |

### Runs of 10-0 or Better

|           |    |
|-----------|----|
| Opponents | 1  |
| Kentucky  | 10 |

# KENTUCKY TEAM HIGHS/LOWS

|                    |      | KENTUCKY                             | OPPONENT                             |
|--------------------|------|--------------------------------------|--------------------------------------|
| Points First Half  | High | 48, vs. Northern Kentucky (11/10/13) | 44, vs. Michigan State (11/12/13)    |
|                    | Low  | 27, vs. Cleveland State (11/25/13)   | 20, vs. Robert Morris (11/17/13)     |
| Points Second Half | High | 63, vs. UT Arlington (11/19/13)      | 49, at North Carolina (12/14/13)     |
|                    | Low  | 24, vs. Baylor (12/6/13)             | 23, vs. Mississippi State (1/8/14)   |
| Total Points       | High | 105, vs. UT Arlington (11/19/13)     | 87, at Arkansas (1/14/14)            |
|                    | Low  | 62, vs. Baylor (12/6/13)             | 49, vs. Robert Morris (11/17/13)     |
| FG Made            | High | 35, vs. UT Arlington (11/19/13)      | 30, two times                        |
|                    | Low  | 19, vs. Cleveland State (11/25/13)   | 16, vs. Robert Morris (11/17/13)     |
| FG Attempted       | High | 69, vs. UT Arlington (11/19/13)      | 69, three times                      |
|                    | Low  | 42, vs. Providence (12/1/13)         | 50, at Vanderbilt (1/11/14)          |
| FG Percentage      | High | .643, vs. Providence (12/1/13)       | .500, at Vanderbilt (1/11/14)        |
|                    | Low  | .358, vs. Cleveland State (11/25/13) | .232 vs. Robert Morris (11/17/13)    |
| 3-Pt. FG Made      | High | 8, two times                         | 11, vs. Belmont (12/21/13)           |
|                    | Low  | 3, five times                        | 2, two times                         |
| 3-Pt. FG Attempted | High | 22, twice                            | 35, vs. Northern Kentucky (11/10/13) |
|                    | Low  | 8, vs. Providence (12/1/13)          | 7, at North Carolina (12/14/13)      |
| 3-Pt. FG Percet.   | High | .750, vs. Providence (12/1/13)       | .526, vs. Providence (12/1/13)       |
|                    | Low  | .188, vs. E. Michigan (11/27/13)     | .182, vs. Baylor (12/6/13)           |
| FT Made            | High | 30, vs. UNC Asheville (11/8/13)      | 29, at Arkansas (1/14/14)            |
|                    | Low  | 12, twice                            | 6, twice                             |
| FT Attempted       | High | 48, vs. UNC Asheville (11/8/13)      | 45, at North Carolina (12/14/13)     |
|                    | Low  | 18, vs. Boise State (12/10/13)       | 6, vs. Boise State (12/10/13)        |
| FT Percentage      | High | .771, vs. Cleveland State (11/25/13) | 1.000, vs. Boise State (12/10/13)    |
|                    | Low  | .522, vs. Baylor (12/6/13)           | .476, vs. UNC Asheville (11/8/13)    |
| Off. Rebounds      | High | 20, vs. UT Arlington (11/19/13)      | 18, three times                      |
|                    | Low  | 7, vs. Providence (12/1/13)          | 5, at Vanderbilt (1/11/14)           |
| Def. Rebounds      | High | 39, vs. Robert Morris (11/17/13)     | 24, vs. Louisville (12/28/13)        |
|                    | Low  | 15, vs. Baylor (12/6/13)             | 12, vs. Providence (12/1/13)         |
| Total Rebounds     | High | 56, vs. Robert Morris (11/17/13)     | 41, vs. Baylor (12/6/13)             |
|                    | Low  | 25, vs. Baylor (12/6/13)             | 23, vs. Northern Kentucky (11/10/13) |
| Assists            | High | 20, vs. Robert Morris (11/17/13)     | 19, vs. Belmont (12/21/13)           |
|                    | Low  | 7, vs. Boise State (12/10/13)        | 5, vs. Boise State (12/10/13)        |
| Blocked Shots      | High | 11, two times                        | 6, two times                         |
|                    | Low  | 2, at Vanderbilt (1/11/14)           | 0, three times                       |
| Steals             | High | 9, vs. Robert Morris (11/17/13)      | 13, vs. Michigan State (11/12/13)    |
|                    | Low  | 0, vs. Baylor (12/6/13)              | 1, vs. UNC Asheville (11/8/13)       |
| Turnovers          | High | 20, vs. E. Michigan (11/27/13)       | 16, twice                            |
|                    | Low  | 7, two times                         | 6, two times                         |
| Fouls              | High | 31, at Arkansas (1/14/14)            | 32, vs. UNC Asheville (11/8/13)      |
|                    | Low  | 12, twice                            | 16, at Vanderbilt (1/11/14)          |

**2013-14 UK Basketball**  
**Kentucky Combined Team Statistics (as of Jan 15, 2014)**  
**All games**

| <b>RECORD:</b> | <b>OVERALL</b> | <b>HOME</b> | <b>AWAY</b> | <b>NEUTRAL</b> |
|----------------|----------------|-------------|-------------|----------------|
| ALL GAMES      | 12-4           | 10-0        | 1-2         | 1-2            |
| CONFERENCE     | 2-1            | 1-0         | 1-1         | 0-0            |
| NON-CONFERENCE | 10-3           | 9-0         | 0-1         | 1-2            |

| #              | Player               | gp-gs | min  | avg  | Total   |       | 3-Point |      | F-Throw |       | Rebounds |     |     |      |     |    |     |     | a   | to | blk  | stl  | pts | avg |
|----------------|----------------------|-------|------|------|---------|-------|---------|------|---------|-------|----------|-----|-----|------|-----|----|-----|-----|-----|----|------|------|-----|-----|
|                |                      |       |      |      | fg-fga  | fg%   | 3fg-fga | 3fg% | ft-fga  | ft%   | off      | def | tot | avg  | pf  | dq |     |     |     |    |      |      |     |     |
| 30             | Randle, Julius       | 16-16 | 463  | 28.9 | 86-161  | .534  | 0-7     | .000 | 98-138  | .710  | 65       | 112 | 177 | 11.1 | 38  | 1  | 23  | 52  | 11  | 3  | 270  | 16.9 |     |     |
| 01             | Young, James         | 16-16 | 507  | 31.7 | 73-188  | .388  | 35-109  | .321 | 53-79   | .671  | 23       | 50  | 73  | 4.6  | 30  | 1  | 35  | 34  | 4   | 14 | 234  | 14.6 |     |     |
| 02             | Harrison, Aaron      | 16-16 | 468  | 29.3 | 74-160  | .463  | 19-66   | .288 | 59-77   | .766  | 8        | 42  | 50  | 3.1  | 37  | 0  | 35  | 29  | 6   | 17 | 226  | 14.1 |     |     |
| 05             | Harrison, Andrew     | 16-16 | 479  | 29.9 | 43-115  | .374  | 13-36   | .361 | 71-100  | .710  | 12       | 34  | 46  | 2.9  | 53  | 1  | 56  | 41  | 2   | 5  | 170  | 10.6 |     |     |
| 15             | Cauley-Stein, Willie | 16-12 | 432  | 27.0 | 61-93   | .656  | 0-0     | .000 | 21-46   | .457  | 48       | 74  | 122 | 7.6  | 42  | 1  | 15  | 14  | 57  | 17 | 143  | 8.9  |     |     |
| 22             | Poythress, Alex      | 16-0  | 307  | 19.2 | 39-75   | .520  | 4-12    | .333 | 14-27   | .519  | 36       | 55  | 91  | 5.7  | 32  | 1  | 10  | 13  | 14  | 3  | 96   | 6.0  |     |     |
| 44             | Johnson, Dakari      | 15-0  | 143  | 9.5  | 22-41   | .537  | 0-0     | .000 | 15-31   | .484  | 23       | 22  | 45  | 3.0  | 27  | 0  | 3   | 6   | 3   | 0  | 59   | 3.9  |     |     |
| 00             | Lee, Marcus          | 12-4  | 93   | 7.8  | 16-24   | .667  | 0-0     | .000 | 7-16    | .438  | 10       | 12  | 22  | 1.8  | 10  | 0  | 2   | 2   | 10  | 0  | 39   | 3.3  |     |     |
| 35             | Willis, Derek        | 9-0   | 30   | 3.3  | 2-7     | .286  | 1-5     | .200 | 9-12    | .750  | 1        | 5   | 6   | 0.7  | 0   | 0  | 0   | 3   | 0   | 1  | 14   | 1.6  |     |     |
| 25             | Hawkins, Dominique   | 16-0  | 201  | 12.6 | 8-27    | .296  | 2-14    | .143 | 5-10    | .500  | 5        | 14  | 19  | 1.2  | 25  | 0  | 12  | 5   | 1   | 4  | 23   | 1.4  |     |     |
| 04             | Hood, Jon            | 5-0   | 20   | 4.0  | 1-4     | .250  | 1-3     | .333 | 4-4     | 1.000 | 0        | 1   | 1   | 0.2  | 2   | 0  | 4   | 2   | 0   | 2  | 7    | 1.4  |     |     |
| 24             | Florean, E.J.        | 2-0   | 3    | 1.5  | 1-1     | 1.000 | 0-0     | .000 | 0-0     | .000  | 0        | 1   | 1   | 0.5  | 1   | 0  | 0   | 0   | 1   | 1  | 2    | 1.0  |     |     |
| 03             | Polson, Jarrod       | 11-0  | 79   | 7.2  | 3-6     | .500  | 3-4     | .750 | 0-0     | .000  | 0        | 3   | 3   | 0.3  | 8   | 0  | 5   | 2   | 1   | 0  | 9    | 0.8  |     |     |
| Team           |                      |       |      |      |         |       |         |      |         |       | 21       | 31  | 52  |      | 1   |    | 3   |     |     |    |      |      |     |     |
| Total.....     |                      | 16    | 3225 |      | 429-902 | .476  | 78-256  | .305 | 356-540 | .659  | 252      | 456 | 708 | 44.2 | 306 | 5  | 200 | 206 | 110 | 67 | 1292 | 80.8 |     |     |
| Opponents..... |                      | 16    | 3225 |      | 381-980 | .389  | 91-298  | .305 | 221-327 | .676  | 197      | 303 | 500 | 31.3 | 402 | 16 | 173 | 176 | 43  | 98 | 1074 | 67.1 |     |     |

| <b>TEAM STATISTICS</b> | <b>UK</b> | <b>OPP</b> | <b>Date</b> | <b>Opponent</b>   | <b>Score</b> | <b>Att.</b> |
|------------------------|-----------|------------|-------------|-------------------|--------------|-------------|
| SCORING                | 1292      | 1074       | 11/08/13    | UNC ASHEVILLE     | w 89-57      | 22413       |
| Points per game        | 80.8      | 67.1       | 11/10/13    | NORTHERN KENTUCKY | w 93-63      | 22925       |
| Scoring margin         | +13.6     | -          | 1 11/12/13  | vs Michigan State | L 74-78      | 22711       |
| FIELD GOALS-ATT        | 429-902   | 381-980    | 2 11/17/13  | ROBERT MORRIS     | w 87-49      | 21600       |
| Field goal pct         | .476      | .389       | 2 11/19/13  | TEXAS-ARLINGTON   | w 105-76     | 20305       |
| 3 POINT FG-ATT         | 78-256    | 91-298     | 2 11/25/13  | CLEVELAND STATE   | w 68-61      | 21067       |
| 3-point FG pct         | .305      | .305       | 2 11/27/13  | EASTERN MICHIGAN  | w 81-63      | 22721       |
| 3-pt FG made per game  | 4.9       | 5.7        | 3 12/01/13  | vs Providence     | w 79-65      | 8086        |
| FREE THROWS-ATT        | 356-540   | 221-327    | 4 12/06/13  | vs Baylor         | L 62-67      | 12818       |
| Free throw pct         | .659      | .676       | 12/10/13    | BOISE STATE       | w 70-55      | 21565       |
| F-Throws made per game | 22.3      | 13.8       | 12/14/13    | at North Carolina | L 77-82      | 21750       |
| REBOUNDS               | 708       | 500        | 12/21/13    | BELMONT           | w 93-80      | 24224       |
| Rebounds per game      | 44.2      | 31.3       | 12/28/13    | LOUISVILLE        | w 73-66      | 24396       |
| Rebounding margin      | +13.0     | -          | * 01/08/14  | MISSISSIPPI STATE | w 85-63      | 23638       |
| ASSISTS                | 200       | 173        | * 01/11/14  | at Vanderbilt     | w 71-62      | 14316       |
| Assists per game       | 12.5      | 10.8       | * 01/14/14  | at Arkansas       | Lot 85-87    | 18386       |
| TURNOVERS              | 206       | 176        |             |                   |              |             |
| Turnovers per game     | 12.9      | 11.0       |             |                   |              |             |
| Turnover margin        | -1.9      | -          |             |                   |              |             |
| Assist/turnover ratio  | 1.0       | 1.0        |             |                   |              |             |
| STEALS                 | 67        | 98         |             |                   |              |             |
| Steals per game        | 4.2       | 6.1        |             |                   |              |             |
| BLOCKS                 | 110       | 43         |             |                   |              |             |
| Blocks per game        | 6.9       | 2.7        |             |                   |              |             |
| ATTENDANCE             | 224854    | 98067      |             |                   |              |             |
| Home games-Avg/Game    | 10-22485  | 3-18151    |             |                   |              |             |
| Neutral site-Avg/Game  | -         | 3-14538    |             |                   |              |             |

1-Champions Classic (United Center; Chicago, Ill.);  
2-Keightley Classic (Rupp Arena; Lexington, Ky.);  
3-Barclays Center; Brooklyn, NY;  
4-Big 12/SEC Challenge (AT&T Stadium; Arlington, Texas);  
\* = Conference game

| <b>Score by Periods</b> | <b>1st</b> | <b>2nd</b> | <b>OT</b> | <b>Totals</b> |
|-------------------------|------------|------------|-----------|---------------|
| Kentucky                | 607        | 674        | 11        | 1292          |
| Opponents               | 531        | 530        | 13        | 1074          |

**2013-14 UK Basketball**  
**Kentucky Combined Team Statistics (as of Jan 15, 2014)**  
**Conference games**

| <b>RECORD:</b> | <b>OVERALL</b> | <b>HOME</b> | <b>AWAY</b> | <b>NEUTRAL</b> |
|----------------|----------------|-------------|-------------|----------------|
| ALL GAMES      | 2-1            | 1-0         | 1-1         | 0-0            |
| CONFERENCE     | 2-1            | 1-0         | 1-1         | 0-0            |
| NON-CONFERENCE | 0-0            | 0-0         | 0-0         | 0-0            |

| ##             | Player               | gp-gs | min | avg  | Total  |      | 3-Point |      | F-Throw |       | Rebounds |     |     |      | pf | dq | a  | to | blk | stl | pts | avg  |
|----------------|----------------------|-------|-----|------|--------|------|---------|------|---------|-------|----------|-----|-----|------|----|----|----|----|-----|-----|-----|------|
|                |                      |       |     |      | fg-fga | fg%  | 3fg-fga | 3fg% | ft-fa   | ft%   | off      | def | tot | avg  |    |    |    |    |     |     |     |      |
| 01             | Young, James         | 3-3   | 101 | 33.7 | 18-45  | .400 | 6-23    | .261 | 13-19   | .684  | 8        | 10  | 18  | 6.0  | 7  | 0  | 11 | 7  | 1   | 4   | 55  | 18.3 |
| 30             | Randle, Julius       | 3-3   | 78  | 26.0 | 11-28  | .393 | 0-1     | .000 | 13-20   | .650  | 18       | 21  | 39  | 13.0 | 7  | 0  | 1  | 10 | 2   | 2   | 35  | 11.7 |
| 02             | Harrison, Aaron      | 3-3   | 78  | 26.0 | 10-22  | .455 | 3-11    | .273 | 12-16   | .750  | 1        | 6   | 7   | 2.3  | 8  | 0  | 6  | 6  | 1   | 4   | 35  | 11.7 |
| 22             | Poythress, Alex      | 3-0   | 73  | 24.3 | 14-20  | .700 | 0-1     | .000 | 5-7     | .714  | 4        | 10  | 14  | 4.7  | 6  | 0  | 2  | 3  | 6   | 0   | 33  | 11.0 |
| 15             | Cauley-Stein, Willie | 3-3   | 74  | 24.7 | 13-17  | .765 | 0-0     | .000 | 3-9     | .333  | 4        | 12  | 16  | 5.3  | 9  | 1  | 1  | 1  | 4   | 3   | 29  | 9.7  |
| 05             | Harrison, Andrew     | 3-3   | 102 | 34.0 | 7-23   | .304 | 4-8     | .500 | 7-10    | .700  | 4        | 10  | 14  | 4.7  | 7  | 0  | 12 | 9  | 0   | 1   | 25  | 8.3  |
| 44             | Johnson, Dakari      | 3-0   | 26  | 8.7  | 6-8    | .750 | 0-0     | .000 | 4-8     | .500  | 4        | 2   | 6   | 2.0  | 6  | 0  | 1  | 1  | 1   | 0   | 16  | 5.3  |
| 03             | Polson, Jarrod       | 3-0   | 33  | 11.0 | 2-4    | .500 | 2-3     | .667 | 0-0     | .000  | 0        | 3   | 3   | 1.0  | 4  | 0  | 2  | 1  | 1   | 0   | 6   | 2.0  |
| 00             | Lee, Marcus          | 2-0   | 15  | 7.5  | 1-2    | .500 | 0-0     | .000 | 1-4     | .250  | 0        | 1   | 1   | 0.5  | 2  | 0  | 1  | 0  | 1   | 0   | 3   | 1.5  |
| 25             | Hawkins, Dominique   | 3-0   | 33  | 11.0 | 1-6    | .167 | 0-3     | .000 | 2-2     | 1.000 | 0        | 3   | 3   | 1.0  | 6  | 0  | 2  | 0  | 0   | 0   | 4   | 1.3  |
| 24             | Florean, E.J.        | 1-0   | 1   | 1.0  | 0-0    | .000 | 0-0     | .000 | 0-0     | .000  | 0        | 0   | 0   | 0.0  | 0  | 0  | 0  | 0  | 0   | 0   | 0   | 0.0  |
| 04             | Hood, Jon            | 1-0   | 2   | 2.0  | 0-0    | .000 | 0-0     | .000 | 0-0     | .000  | 0        | 0   | 0   | 0.0  | 0  | 0  | 1  | 0  | 0   | 0   | 0   | 0.0  |
| 35             | Willis, Derek        | 2-0   | 9   | 4.5  | 0-3    | .000 | 0-3     | .000 | 0-0     | .000  | 1        | 1   | 2   | 1.0  | 0  | 0  | 0  | 0  | 0   | 1   | 0   | 0.0  |
| Team           |                      |       |     |      |        |      |         |      |         |       | 6        | 6   | 12  |      |    |    |    | 1  |     |     |     |      |
| Total.....     |                      | 3     | 625 |      | 83-178 | .466 | 15-53   | .283 | 60-95   | .632  | 50       | 85  | 135 | 45.0 | 62 | 1  | 40 | 39 | 17  | 15  | 241 | 80.3 |
| Opponents..... |                      | 3     | 625 |      | 74-176 | .420 | 15-52   | .288 | 49-69   | .710  | 28       | 60  | 88  | 29.3 | 67 | 2  | 42 | 37 | 9   | 21  | 212 | 70.7 |

| <b>TEAM STATISTICS</b> | <b>UK</b> | <b>OPP</b> |
|------------------------|-----------|------------|
| SCORING                | 241       | 212        |
| Points per game        | 80.3      | 70.7       |
| Scoring margin         | +9.7      | -          |
| FIELD GOALS-ATT        | 83-178    | 74-176     |
| Field goal pct         | .466      | .420       |
| 3 POINT FG-ATT         | 15-53     | 15-52      |
| 3-point FG pct         | .283      | .288       |
| 3-pt FG made per game  | 5.0       | 5.0        |
| FREE THROWS-ATT        | 60-95     | 49-69      |
| Free throw pct         | .632      | .710       |
| F-Throws made per game | 20.0      | 16.3       |
| REBOUNDS               | 135       | 88         |
| Rebounds per game      | 45.0      | 29.3       |
| Rebounding margin      | +15.7     | -          |
| ASSISTS                | 40        | 42         |
| Assists per game       | 13.3      | 14.0       |
| TURNOVERS              | 39        | 37         |
| Turnovers per game     | 13.0      | 12.3       |
| Turnover margin        | -0.7      | -          |
| Assist/turnover ratio  | 1.0       | 1.1        |
| STEALS                 | 15        | 21         |
| Steals per game        | 5.0       | 7.0        |
| BLOCKS                 | 17        | 9          |
| Blocks per game        | 5.7       | 3.0        |
| ATTENDANCE             | 23638     | 32702      |
| Home games-Avg/Game    | 1-23638   | 2-16351    |
| Neutral site-Avg/Game  | -         | 0-0        |

| <b>Date</b> | <b>Opponent</b>   |     | <b>Score</b> | <b>Att.</b> |
|-------------|-------------------|-----|--------------|-------------|
| * 01/08/14  | MISSISSIPPI STATE | w   | 85-63        | 23638       |
| * 01/11/14  | at Vanderbilt     | w   | 71-62        | 14316       |
| * 01/14/14  | at Arkansas       | Lot | 85-87        | 18386       |

1-Champions Classic (United Center; Chicago, Ill.);  
2-Keightley Classic (Rupp Arena; Lexington, Ky.);  
3-Barclays Center; Brooklyn, NY;  
4-Big 12/SEC Challenge (AT&T Stadium; Arlington, Texas);  
\* = Conference game

| <b>Score by Periods</b> | <b>1st</b> | <b>2nd</b> | <b>OT</b> | <b>Totals</b> |
|-------------------------|------------|------------|-----------|---------------|
| Kentucky                | 108        | 122        | 11        | 241           |
| Opponents               | 105        | 94         | 13        | 212           |

**2013-14 UK Basketball**  
**Kentucky Combined Team Statistics (as of Jan 15, 2014)**  
**Last Five**

| <b>RECORD:</b> | <b>OVERALL</b> | <b>HOME</b> | <b>AWAY</b> | <b>NEUTRAL</b> |
|----------------|----------------|-------------|-------------|----------------|
| ALL GAMES      | 4-1            | 3-0         | 1-1         | 0-0            |
| CONFERENCE     | 2-1            | 1-0         | 1-1         | 0-0            |
| NON-CONFERENCE | 2-0            | 2-0         | 0-0         | 0-0            |

| #              | Player               | gp-gs | min  | avg  | Total   |      | 3-Point |      | F-Throw |       | Rebounds |     |     |      |     |    |    |    | a  | to | blk | stl  | pts | avg |
|----------------|----------------------|-------|------|------|---------|------|---------|------|---------|-------|----------|-----|-----|------|-----|----|----|----|----|----|-----|------|-----|-----|
|                |                      |       |      |      | fg-fga  | fg%  | 3fg-fga | 3fg% | ft-fa   | ft%   | off      | def | tot | avg  | pf  | dq |    |    |    |    |     |      |     |     |
| 30             | Randle, Julius       | 5-5   | 127  | 25.4 | 26-46   | .565 | 0-3     | .000 | 29-45   | .644  | 21       | 31  | 52  | 10.4 | 13  | 1  | 1  | 13 | 3  | 2  | 81  | 16.2 |     |     |
| 01             | Young, James         | 5-5   | 157  | 31.4 | 25-67   | .373 | 9-33    | .273 | 20-30   | .667  | 13       | 16  | 29  | 5.8  | 11  | 0  | 16 | 9  | 2  | 5  | 79  | 15.8 |     |     |
| 02             | Harrison, Aaron      | 5-5   | 135  | 27.0 | 22-50   | .440 | 4-19    | .211 | 20-27   | .741  | 2        | 15  | 17  | 3.4  | 13  | 0  | 14 | 11 | 2  | 5  | 68  | 13.6 |     |     |
| 05             | Harrison, Andrew     | 5-5   | 156  | 31.2 | 15-44   | .341 | 4-11    | .364 | 16-26   | .615  | 7        | 13  | 20  | 4.0  | 14  | 0  | 14 | 14 | 0  | 2  | 50  | 10.0 |     |     |
| 22             | Poythress, Alex      | 5-0   | 112  | 22.4 | 20-30   | .667 | 1-2     | .500 | 6-9     | .667  | 6        | 18  | 24  | 4.8  | 10  | 0  | 3  | 3  | 6  | 0  | 47  | 9.4  |     |     |
| 15             | Cauley-Stein, Willie | 5-5   | 140  | 28.0 | 22-30   | .733 | 0-0     | .000 | 3-9     | .333  | 11       | 22  | 33  | 6.6  | 14  | 1  | 2  | 2  | 9  | 4  | 47  | 9.4  |     |     |
| 44             | Johnson, Dakari      | 4-0   | 34   | 8.5  | 6-9     | .667 | 0-0     | .000 | 4-8     | .500  | 5        | 2   | 7   | 1.8  | 6   | 0  | 2  | 1  | 1  | 0  | 16  | 4.0  |     |     |
| 03             | Polson, Jarrod       | 4-0   | 54   | 13.5 | 3-6     | .500 | 3-4     | .750 | 0-0     | .000  | 0        | 3   | 3   | 0.8  | 4   | 0  | 3  | 1  | 1  | 0  | 9   | 2.3  |     |     |
| 25             | Hawkins, Dominique   | 5-0   | 70   | 14.0 | 2-10    | .200 | 0-6     | .000 | 3-3     | 1.000 | 4        | 6   | 10  | 2.0  | 11  | 0  | 5  | 1  | 0  | 1  | 7   | 1.4  |     |     |
| 00             | Lee, Marcus          | 3-0   | 25   | 8.3  | 1-3     | .333 | 0-0     | .000 | 1-4     | .250  | 1        | 2   | 3   | 1.0  | 2   | 0  | 1  | 1  | 1  | 0  | 3   | 1.0  |     |     |
| 24             | Florean, E.J.        | 1-0   | 1    | 1.0  | 0-0     | .000 | 0-0     | .000 | 0-0     | .000  | 0        | 0   | 0   | 0.0  | 0   | 0  | 0  | 0  | 0  | 0  | 0   | 0.0  |     |     |
| 35             | Willis, Derek        | 3-0   | 12   | 4.0  | 0-3     | .000 | 0-3     | .000 | 0-0     | .000  | 1        | 2   | 3   | 1.0  | 0   | 0  | 0  | 0  | 0  | 1  | 0   | 0.0  |     |     |
| 04             | Hood, Jon            | 1-0   | 2    | 2.0  | 0-0     | .000 | 0-0     | .000 | 0-0     | .000  | 0        | 0   | 0   | 0.0  | 0   | 0  | 1  | 0  | 0  | 0  | 0   | 0.0  |     |     |
| Team           |                      |       |      |      |         |      |         |      |         |       | 9        | 11  | 20  |      |     |    | 1  |    |    |    |     |      |     |     |
| Total.....     |                      | 5     | 1025 |      | 142-298 | .477 | 21-81   | .259 | 102-161 | .634  | 80       | 141 | 221 | 44.2 | 98  | 2  | 62 | 57 | 25 | 20 | 407 | 81.4 |     |     |
| Opponents..... |                      | 5     | 1025 |      | 127-298 | .426 | 32-108  | .296 | 72-104  | .692  | 46       | 103 | 149 | 29.8 | 121 | 5  | 69 | 57 | 15 | 32 | 358 | 71.6 |     |     |

| <b>TEAM STATISTICS</b> | <b>UK</b> | <b>OPP</b> |
|------------------------|-----------|------------|
| SCORING                | 407       | 358        |
| Points per game        | 81.4      | 71.6       |
| Scoring margin         | +9.8      | -          |
| FIELD GOALS-ATT        | 142-298   | 127-298    |
| Field goal pct         | .477      | .426       |
| 3 POINT FG-ATT         | 21-81     | 32-108     |
| 3-point FG pct         | .259      | .296       |
| 3-pt FG made per game  | 4.2       | 6.4        |
| FREE THROWS-ATT        | 102-161   | 72-104     |
| Free throw pct         | .634      | .692       |
| F-Throws made per game | 20.4      | 14.4       |
| REBOUNDS               | 221       | 149        |
| Rebounds per game      | 44.2      | 29.8       |
| Rebounding margin      | +14.4     | -          |
| ASSISTS                | 62        | 69         |
| Assists per game       | 12.4      | 13.8       |
| TURNOVERS              | 57        | 57         |
| Turnovers per game     | 11.4      | 11.4       |
| Turnover margin        | +0.0      | -          |
| Assist/turnover ratio  | 1.1       | 1.2        |
| STEALS                 | 20        | 32         |
| Steals per game        | 4.0       | 6.4        |
| BLOCKS                 | 25        | 15         |
| Blocks per game        | 5.0       | 3.0        |
| ATTENDANCE             | 72258     | 32702      |
| Home games-Avg/Game    | 3-24086   | 2-16351    |
| Neutral site-Avg/Game  | -         | 0-0        |

| <b>Date</b> | <b>Opponent</b>   |     | <b>Score</b> | <b>Att.</b> |
|-------------|-------------------|-----|--------------|-------------|
| 12/21/13    | BELMONT           | w   | 93-80        | 24224       |
| 12/28/13    | LOUISVILLE        | w   | 73-66        | 24396       |
| * 01/08/14  | MISSISSIPPI STATE | w   | 85-63        | 23638       |
| * 01/11/14  | at Vanderbilt     | w   | 71-62        | 14316       |
| * 01/14/14  | at Arkansas       | Lot | 85-87        | 18386       |

1-Champions Classic (United Center; Chicago, Ill.);  
2-Keightley Classic (Rupp Arena; Lexington, Ky.);  
3-Barclays Center; Brooklyn, NY;  
4-Big 12/SEC Challenge (AT&T Stadium; Arlington, Texas);  
\* = Conference game

| <b>Score by Periods</b> | <b>1st</b> | <b>2nd</b> | <b>OT</b> | <b>Totals</b> |
|-------------------------|------------|------------|-----------|---------------|
| Kentucky                | 190        | 206        | 11        | 407           |
| Opponents               | 184        | 161        | 13        | 358           |

**2013-14 UK Basketball**  
**Kentucky Team Game-by-Game (as of Jan 15, 2014)**  
**All games**

TEAM STATISTICS

| Opponent          | Date     | Score  |     | Total   |      | 3-Pointers |      | Free throws |      | Rebounds |     |     |      |     |     |     |     |     |      |      |  |
|-------------------|----------|--------|-----|---------|------|------------|------|-------------|------|----------|-----|-----|------|-----|-----|-----|-----|-----|------|------|--|
|                   |          |        |     | fg-fga  | pct  | 3fg-fga    | pct  | ft-fa       | pct  | off      | def | tot | avg  | pf  | a   | t/o | blk | stl | pts  | avg  |  |
| UNC ASHEVILLE     | 11/08/13 | 89-57  | W   | 28-60   | .467 | 3-11       | .273 | 30-48       | .625 | 19       | 30  | 49  | 49.0 | 20  | 12  | 7   | 6   | 8   | 89   | 89.0 |  |
| NORTHERN KENTUCKY | 11/10/13 | 93-63  | W   | 30-55   | .545 | 7-22       | .318 | 26-38       | .684 | 16       | 35  | 51  | 50.0 | 14  | 12  | 12  | 5   | 3   | 93   | 91.0 |  |
| vs Michigan State | 11/12/13 | 74-78  | L   | 25-55   | .455 | 4-20       | .200 | 20-36       | .556 | 18       | 26  | 44  | 48.0 | 19  | 8   | 17  | 6   | 1   | 74   | 85.3 |  |
| ROBERT MORRIS     | 11/17/13 | 87-49  | W   | 28-57   | .491 | 7-19       | .368 | 24-34       | .706 | 17       | 39  | 56  | 50.0 | 19  | 20  | 15  | 11  | 9   | 87   | 85.8 |  |
| TEXAS-ARLINGTON   | 11/19/13 | 105-76 | W   | 35-69   | .507 | 8-19       | .421 | 27-39       | .692 | 20       | 26  | 46  | 49.2 | 21  | 18  | 8   | 8   | 7   | 105  | 89.6 |  |
| CLEVELAND STATE   | 11/25/13 | 68-61  | W   | 19-53   | .358 | 3-14       | .214 | 27-35       | .771 | 18       | 24  | 42  | 48.0 | 17  | 10  | 11  | 7   | 2   | 68   | 86.0 |  |
| EASTERN MICHIGAN  | 11/27/13 | 81-63  | W   | 25-58   | .431 | 3-16       | .188 | 28-40       | .700 | 19       | 33  | 52  | 48.6 | 17  | 11  | 20  | 9   | 3   | 81   | 85.3 |  |
| vs Providence     | 12/01/13 | 79-65  | W   | 27-42   | .643 | 6-8        | .750 | 19-25       | .760 | 7        | 28  | 35  | 46.9 | 22  | 12  | 14  | 11  | 3   | 79   | 84.5 |  |
| vs Baylor         | 12/06/13 | 62-67  | L   | 21-50   | .420 | 8-17       | .471 | 12-23       | .522 | 10       | 15  | 25  | 44.4 | 16  | 19  | 9   | 5   | 0   | 62   | 82.0 |  |
| BOISE STATE       | 12/10/13 | 70-55  | W   | 27-51   | .529 | 4-17       | .235 | 12-18       | .667 | 11       | 32  | 43  | 44.3 | 12  | 7   | 19  | 10  | 4   | 70   | 80.8 |  |
| at North Carolina | 12/14/13 | 77-82  | L   | 22-54   | .407 | 4-12       | .333 | 29-43       | .674 | 17       | 27  | 44  | 44.3 | 31  | 9   | 17  | 7   | 7   | 77   | 80.5 |  |
| BELMONT           | 12/21/13 | 93-80  | W   | 32-58   | .552 | 3-14       | .214 | 26-36       | .722 | 13       | 29  | 42  | 44.1 | 17  | 14  | 7   | 4   | 2   | 93   | 81.5 |  |
| LOUISVILLE        | 12/28/13 | 73-66  | W   | 27-62   | .435 | 3-14       | .214 | 16-30       | .533 | 17       | 27  | 44  | 44.1 | 19  | 8   | 11  | 4   | 3   | 73   | 80.8 |  |
| MISSISSIPPI STATE | 01/08/14 | 85-63  | W   | 30-61   | .492 | 4-20       | .200 | 21-33       | .636 | 17       | 27  | 44  | 44.1 | 19  | 18  | 12  | 7   | 5   | 85   | 81.1 |  |
| at Vanderbilt     | 01/11/14 | 71-62  | W   | 26-61   | .426 | 6-22       | .273 | 13-22       | .591 | 18       | 23  | 41  | 43.9 | 12  | 11  | 10  | 2   | 7   | 71   | 80.5 |  |
| at Arkansas       | 01/14/14 | 85-87  | Lot | 27-56   | .482 | 5-11       | .455 | 26-40       | .650 | 15       | 35  | 50  | 44.2 | 31  | 11  | 17  | 8   | 3   | 85   | 80.8 |  |
| Kentucky          |          | 1292   |     | 429-902 | .476 | 78-256     | .305 | 356-540     | .659 | 252      | 456 | 708 | 44.2 | 306 | 200 | 206 | 110 | 67  | 1292 | 80.8 |  |
| Opponents         |          | 1074   |     | 381-980 | .389 | 91-298     | .305 | 221-327     | .676 | 197      | 303 | 500 | 31.3 | 402 | 173 | 176 | 43  | 98  | 1074 | 67.1 |  |

Games played: 16  
Points/game: 80.8  
FG Pct: 47.6  
3FG Pct: 30.5  
FT Pct: 65.9

Rebounds/game: 44.2  
Assists/game: 12.5  
Turnovers/game: 12.9  
Assist/turnover ratio: 1.0  
Steals/game: 4.2  
Blocks/game: 6.9

**2013-14 UK Basketball**  
**Kentucky Opponent Game-by-Game (as of Jan 15, 2014)**  
**All games**

**OPPONENT STATISTICS**

| Opponent          | Date     | Score  |     | Total   |      | 3-Pointers |      | Free throws |       | Rebounds |     |     |      |     |     |     |     |     |      |      |
|-------------------|----------|--------|-----|---------|------|------------|------|-------------|-------|----------|-----|-----|------|-----|-----|-----|-----|-----|------|------|
|                   |          |        |     | fg-fga  | pct  | 3fg-fga    | pct  | ft-fta      | pct   | off      | def | tot | avg  | pf  | a   | t/o | blk | stl | pts  | avg  |
| UNC ASHEVILLE     | 11/08/13 | 89-57  | W   | 22-57   | .386 | 3-13       | .231 | 10-21       | .476  | 11       | 20  | 31  | 31.0 | 32  | 9   | 15  | 3   | 1   | 57   | 57.0 |
| NORTHERN KENTUCKY | 11/10/13 | 93-63  | W   | 21-64   | .328 | 9-35       | .257 | 12-15       | .800  | 9        | 14  | 23  | 27.0 | 25  | 7   | 7   | 0   | 2   | 63   | 60.0 |
| vs Michigan State | 11/12/13 | 74-78  | L   | 30-63   | .476 | 5-12       | .417 | 13-17       | .765  | 10       | 22  | 32  | 28.7 | 27  | 17  | 7   | 3   | 13  | 78   | 66.0 |
| ROBERT MORRIS     | 11/17/13 | 87-49  | W   | 16-69   | .232 | 6-23       | .261 | 11-20       | .550  | 18       | 15  | 33  | 29.8 | 26  | 6   | 14  | 1   | 4   | 49   | 61.8 |
| TEXAS-ARLINGTON   | 11/19/13 | 105-76 | W   | 26-63   | .413 | 8-19       | .421 | 16-22       | .727  | 15       | 19  | 34  | 30.6 | 29  | 9   | 16  | 0   | 3   | 76   | 64.6 |
| CLEVELAND STATE   | 11/25/13 | 68-61  | W   | 21-59   | .356 | 5-15       | .333 | 14-15       | .933  | 14       | 21  | 35  | 31.3 | 28  | 10  | 11  | 1   | 7   | 61   | 64.0 |
| EASTERN MICHIGAN  | 11/27/13 | 81-63  | W   | 24-66   | .364 | 4-19       | .211 | 11-17       | .647  | 12       | 21  | 33  | 31.6 | 31  | 9   | 13  | 4   | 9   | 63   | 63.9 |
| vs Providence     | 12/01/13 | 79-65  | W   | 19-61   | .311 | 10-19      | .526 | 17-23       | .739  | 18       | 12  | 30  | 31.4 | 22  | 8   | 6   | 3   | 5   | 65   | 64.0 |
| vs Baylor         | 12/06/13 | 62-67  | L   | 26-55   | .473 | 2-11       | .182 | 13-22       | .591  | 18       | 23  | 41  | 32.4 | 18  | 14  | 13  | 6   | 4   | 67   | 64.3 |
| BOISE STATE       | 12/10/13 | 70-55  | W   | 22-69   | .319 | 5-17       | .294 | 6-6         | 1.000 | 14       | 13  | 27  | 31.9 | 17  | 5   | 8   | 1   | 8   | 55   | 63.4 |
| at North Carolina | 12/14/13 | 77-82  | L   | 27-56   | .482 | 2-7        | .286 | 26-45       | .578  | 12       | 20  | 32  | 31.9 | 26  | 10  | 9   | 6   | 10  | 82   | 65.1 |
| BELMONT           | 12/21/13 | 93-80  | W   | 30-64   | .469 | 11-30      | .367 | 9-13        | .692  | 6        | 19  | 25  | 31.3 | 29  | 19  | 7   | 1   | 5   | 80   | 66.3 |
| LOUISVILLE        | 12/28/13 | 73-66  | W   | 23-58   | .397 | 6-26       | .231 | 14-22       | .636  | 12       | 24  | 36  | 31.7 | 25  | 8   | 13  | 5   | 6   | 66   | 66.3 |
| MISSISSIPPI STATE | 01/08/14 | 85-63  | W   | 23-57   | .404 | 3-11       | .273 | 14-18       | .778  | 9        | 19  | 28  | 31.4 | 22  | 12  | 15  | 0   | 8   | 63   | 66.1 |
| at Vanderbilt     | 01/11/14 | 71-62  | W   | 25-50   | .500 | 6-20       | .300 | 6-10        | .600  | 5        | 23  | 28  | 31.2 | 16  | 18  | 16  | 4   | 3   | 62   | 65.8 |
| at Arkansas       | 01/14/14 | 85-87  | Lot | 26-69   | .377 | 6-21       | .286 | 29-41       | .707  | 14       | 18  | 32  | 31.3 | 29  | 12  | 6   | 5   | 10  | 87   | 67.1 |
| Opponents         |          | 1074   |     | 381-980 | .389 | 91-298     | .305 | 221-327     | .676  | 197      | 303 | 500 | 31.3 | 402 | 173 | 176 | 43  | 98  | 1074 | 67.1 |
| Kentucky          |          | 1292   |     | 429-902 | .476 | 78-256     | .305 | 356-540     | .659  | 252      | 456 | 708 | 44.2 | 306 | 200 | 206 | 110 | 67  | 1292 | 80.8 |

Games played: 16  
Points/game: 67.1  
FG Pct: 38.9  
3FG Pct: 30.5  
FT Pct: 67.6

Rebounds/game: 31.3  
Assists/game: 10.8  
Turnovers/game: 11.0  
Assist/turnover ratio: 1.0  
Steals/game: 6.1  
Blocks/game: 2.7

**2013-14 UK Basketball**  
**Kentucky Team Game-by-Game Comparison (as of Jan 15, 2014)**  
**All games**

| Opponent          | 1st   | 2nd   | Score  | Mar | Total FG    | FG Pct    | 3-Pointers | 3FG Pct   | Free Throws | FT Pct    | Rebounds   | Assist | T/Over | Block | Steal | Fouls |
|-------------------|-------|-------|--------|-----|-------------|-----------|------------|-----------|-------------|-----------|------------|--------|--------|-------|-------|-------|
| UNC ASHEVILLE     | 41/31 | 48/26 | 89-57  | +32 | 28-60/22-57 | .467/.386 | 3-11/3-13  | .273/.231 | 30-48/10-21 | .625/.476 | 49/31 +18  | 12/9   | 7/15   | 6/3   | 8/1   | 20/32 |
| NORTHERN KENTUCKY | 48/22 | 45/41 | 93-63  | +30 | 30-55/21-64 | .545/.328 | 7-22/9-35  | .318/.257 | 26-38/12-15 | .684/.800 | 51/23 +28  | 12/7   | 12/7   | 5/0   | 3/2   | 14/25 |
| Michigan State    | 32/44 | 42/34 | 74-78  | (4) | 25-55/30-63 | .455/.476 | 4-20/5-12  | .200/.417 | 20-36/13-17 | .556/.765 | 44/32 +12  | 8/17   | 17/7   | 6/3   | 1/13  | 19/27 |
| ROBERT MORRIS     | 44/20 | 43/29 | 87-49  | +38 | 28-57/16-69 | .491/.232 | 7-19/6-23  | .368/.261 | 24-34/11-20 | .706/.550 | 56/33 +23  | 20/6   | 15/14  | 11/1  | 9/4   | 19/26 |
| TEXAS-ARLINGTON   | 42/33 | 63/43 | 105-76 | +29 | 35-69/26-63 | .507/.413 | 8-19/8-19  | .421/.421 | 27-39/16-22 | .692/.727 | 46/34 +12  | 18/9   | 8/16   | 8/0   | 7/3   | 21/29 |
| CLEVELAND STATE   | 27/31 | 41/30 | 68-61  | +7  | 19-53/21-59 | .358/.356 | 3-14/5-15  | .214/.333 | 27-35/14-15 | .771/.933 | 42/35 +7   | 10/10  | 11/11  | 7/1   | 2/7   | 17/28 |
| EASTERN MICHIGAN  | 35/32 | 46/31 | 81-63  | +18 | 25-58/24-66 | .431/.364 | 3-16/4-19  | .188/.211 | 28-40/11-17 | .700/.647 | 52/33 +19  | 11/9   | 20/13  | 9/4   | 3/9   | 17/31 |
| Providence        | 39/35 | 40/30 | 79-65  | +14 | 27-42/19-61 | .643/.311 | 6-8/10-19  | .750/.526 | 19-25/17-23 | .760/.739 | 35/30 +5   | 12/8   | 14/6   | 11/3  | 3/5   | 22/22 |
| Baylor            | 38/35 | 24/32 | 62-67  | (5) | 21-50/26-55 | .420/.473 | 8-17/2-11  | .471/.182 | 12-23/13-22 | .522/.591 | 25/41 (16) | 19/14  | 9/13   | 5/6   | 0/4   | 16/18 |
| BOISE STATE       | 41/31 | 29/24 | 70-55  | +15 | 27-51/22-69 | .529/.319 | 4-17/5-17  | .235/.294 | 12-18/6-6   | .667/1000 | 43/27 +16  | 7/5    | 19/8   | 10/1  | 4/8   | 12/17 |
| North Carolina    | 30/33 | 47/49 | 77-82  | (5) | 22-54/27-56 | .407/.482 | 4-12/2-7   | .333/.286 | 29-43/26-45 | .674/.578 | 44/32 +12  | 9/10   | 17/9   | 7/6   | 7/10  | 31/26 |
| BELMONT           | 41/43 | 52/37 | 93-80  | +13 | 32-58/30-64 | .552/.469 | 3-14/11-30 | .214/.367 | 26-36/9-13  | .722/.692 | 42/25 +17  | 14/19  | 7/7    | 4/1   | 2/5   | 17/29 |
| LOUISVILLE        | 41/36 | 32/30 | 73-66  | +7  | 27-62/23-58 | .435/.397 | 3-14/6-26  | .214/.231 | 16-30/14-22 | .533/.636 | 44/36 +8   | 8/8    | 11/13  | 4/5   | 3/6   | 19/25 |
| MISSISSIPPI STATE | 37/40 | 48/23 | 85-63  | +22 | 30-61/23-57 | .492/.404 | 4-20/3-11  | .200/.273 | 21-33/14-18 | .636/.778 | 44/28 +16  | 18/12  | 12/15  | 7/0   | 5/8   | 19/22 |
| Vanderbilt        | 30/22 | 41/40 | 71-62  | +9  | 26-61/25-50 | .426/.500 | 6-22/6-20  | .273/.300 | 13-22/6-10  | .591/.600 | 41/28 +13  | 11/18  | 10/16  | 2/4   | 7/3   | 12/16 |
| Arkansas          | 41/43 | 33/31 | 85-87  | (2) | 27-56/26-69 | .482/.377 | 5-11/6-21  | .455/.286 | 26-40/29-41 | .650/.707 | 50/32 +18  | 11/12  | 17/6   | 8/5   | 3/10  | 31/29 |

Note: Game totals are displayed in the format TEAM/OPPONENT for each category

**2013-14 UK Basketball**  
**Kentucky Team Game-by-Game Comparison (as of Jan 15, 2014)**  
**All games -- 1st half only**

| Opponent          | 1st   | 2nd   | Score  | Mar | Total FG    | FG Pct    | 3-Pointers | 3FG Pct   | Free Throws | FT Pct    | Rebounds  | Assist | T/Over | Block | Steal | Fouls |
|-------------------|-------|-------|--------|-----|-------------|-----------|------------|-----------|-------------|-----------|-----------|--------|--------|-------|-------|-------|
| UNC ASHEVILLE     | 41/31 | 48/26 | 89-57  | +32 | 11-29/12-29 | .379/.414 | 2-6/2-7    | .333/.286 | 17-31/5-11  | .548/.455 | 24/19 +5  | 4/5    | 4/10   | 4/1   | 3/1   | 12/19 |
| NORTHERN KENTUCKY | 48/22 | 45/41 | 93-63  | +30 | 18-33/9-31  | .545/.290 | 5-13/3-18  | .385/.167 | 7-12/1-3    | .583/.333 | 29/12 +17 | 9/3    | 4/4    | 2/0   | 0/1   | 4/8   |
| Michigan State    | 32/44 | 42/34 | 74-78  | (4) | 11-27/18-31 | .407/.581 | 4-11/3-6   | .364/.500 | 6-10/5-5    | .600/1000 | 16/16 -   | 4/10   | 9/5    | 2/1   | 1/7   | 7/11  |
| ROBERT MORRIS     | 44/20 | 43/29 | 87-49  | +38 | 13-30/6-30  | .433/.200 | 4-12/2-7   | .333/.286 | 14-16/6-10  | .875/.600 | 29/14 +15 | 8/3    | 10/9   | 5/0   | 6/3   | 9/13  |
| TEXAS-ARLINGTON   | 42/33 | 63/43 | 105-76 | +29 | 16-34/13-32 | .471/.406 | 3-9/4-8    | .333/.500 | 7-9/3-4     | .778/.750 | 17/21 (4) | 8/6    | 4/10   | 5/0   | 4/2   | 7/10  |
| CLEVELAND STATE   | 27/31 | 41/30 | 68-61  | +7  | 7-26/11-32  | .269/.344 | 0-6/1-6    | .000/.167 | 13-18/8-9   | .722/.889 | 22/20 +2  | 3/5    | 7/5    | 6/1   | 1/5   | 8/13  |
| EASTERN MICHIGAN  | 35/32 | 46/31 | 81-63  | +18 | 10-23/12-31 | .435/.387 | 1-8/2-8    | .125/.250 | 14-21/6-9   | .667/.667 | 21/16 +5  | 4/5    | 11/7   | 4/2   | 1/6   | 9/18  |
| Providence        | 39/35 | 40/30 | 79-65  | +14 | 16-26/11-33 | .615/.333 | 4-5/6-8    | .800/.750 | 3-6/7-11    | .500/.636 | 20/16 +4  | 7/6    | 7/1    | 6/3   | 0/3   | 8/7   |
| Baylor            | 38/35 | 24/32 | 62-67  | (5) | 14-30/15-29 | .467/.517 | 6-10/2-7   | .600/.286 | 4-10/3-5    | .400/.600 | 15/18 (3) | 12/8   | 3/7    | 3/4   | 0/1   | 5/6   |
| BOISE STATE       | 41/31 | 29/24 | 70-55  | +15 | 17-31/14-34 | .548/.412 | 4-13/3-9   | .308/.333 | 3-7/0-0     | .429/.000 | 23/12 +11 | 5/4    | 9/5    | 5/0   | 2/4   | 4/6   |
| North Carolina    | 30/33 | 47/49 | 77-82  | (5) | 10-25/10-26 | .400/.385 | 1-5/1-3    | .200/.333 | 9-17/12-21  | .529/.571 | 25/14 +11 | 4/5    | 10/4   | 5/3   | 3/6   | 15/11 |
| BELMONT           | 41/43 | 52/37 | 93-80  | +13 | 16-33/17-36 | .485/.472 | 2-10/7-18  | .200/.389 | 7-12/2-2    | .583/1000 | 22/19 +3  | 7/11   | 4/3    | 2/1   | 0/3   | 7/13  |
| LOUISVILLE        | 41/36 | 32/30 | 73-66  | +7  | 15-35/14-30 | .429/.467 | 2-9/4-14   | .222/.286 | 9-16/4-5    | .563/.800 | 25/14 +11 | 3/5    | 7/6    | 2/2   | 2/3   | 7/12  |
| MISSISSIPPI STATE | 37/40 | 48/23 | 85-63  | +22 | 13-35/15-34 | .371/.441 | 2-14/2-6   | .143/.333 | 9-14/8-8    | .643/1000 | 25/17 +8  | 6/6    | 8/7    | 5/0   | 2/5   | 8/10  |
| Vanderbilt        | 30/22 | 41/40 | 71-62  | +9  | 10-28/10-26 | .357/.385 | 3-10/2-10  | .300/.200 | 7-8/0-4     | .875/.000 | 23/15 +8  | 4/8    | 6/7    | 1/2   | 3/0   | 8/5   |
| Arkansas          | 41/43 | 33/31 | 85-87  | (2) | 13-19/13-36 | .684/.361 | 2-4/4-11   | .500/.364 | 13-22/13-16 | .591/.813 | 21/13 +8  | 6/6    | 10/2   | 3/0   | 1/7   | 13/15 |

Note: Game totals are displayed in the format TEAM/OPPONENT for each category

**2013-14 UK Basketball**  
**Kentucky Team Game-by-Game Comparison (as of Jan 15, 2014)**  
**All games -- 2nd half only**

| Opponent          | 1st   | 2nd   | Score  | Mar | Total FG    | FG Pct    | 3-Pointers | 3FG Pct   | Free Throws | FT Pct    | Rebounds   | Assist | T/Over | Block | Steal | Fouls |
|-------------------|-------|-------|--------|-----|-------------|-----------|------------|-----------|-------------|-----------|------------|--------|--------|-------|-------|-------|
| UNC ASHEVILLE     | 41/31 | 48/26 | 89-57  | +32 | 17-31/10-28 | .548/.357 | 1-5/1-6    | .200/.167 | 13-17/5-10  | .765/.500 | 25/12 +13  | 8/4    | 3/5    | 2/2   | 5/0   | 8/13  |
| NORTHERN KENTUCKY | 48/22 | 45/41 | 93-63  | +30 | 12-22/12-33 | .545/.364 | 2-9/6-17   | .222/.353 | 19-26/11-12 | .731/.917 | 22/11 +11  | 3/4    | 8/3    | 3/0   | 3/1   | 10/17 |
| Michigan State    | 32/44 | 42/34 | 74-78  | (4) | 14-28/12-32 | .500/.375 | 0-9/2-6    | .000/.333 | 14-26/8-12  | .538/.667 | 28/16 +12  | 4/7    | 8/2    | 4/2   | 0/6   | 12/16 |
| ROBERT MORRIS     | 44/20 | 43/29 | 87-49  | +38 | 15-27/10-39 | .556/.256 | 3-7/4-16   | .429/.250 | 10-18/5-10  | .556/.500 | 27/19 +8   | 12/3   | 5/5    | 6/1   | 3/1   | 10/13 |
| TEXAS-ARLINGTON   | 42/33 | 63/43 | 105-76 | +29 | 19-35/13-31 | .543/.419 | 5-10/4-11  | .500/.364 | 20-30/13-18 | .667/.722 | 29/13 +16  | 10/3   | 4/6    | 3/0   | 3/1   | 14/19 |
| CLEVELAND STATE   | 27/31 | 41/30 | 68-61  | +7  | 12-27/10-27 | .444/.370 | 3-8/4-9    | .375/.444 | 14-17/6-6   | .824/1000 | 20/15 +5   | 7/5    | 4/6    | 1/0   | 1/2   | 9/15  |
| EASTERN MICHIGAN  | 35/32 | 46/31 | 81-63  | +18 | 15-35/12-35 | .429/.343 | 2-8/2-11   | .250/.182 | 14-19/5-8   | .737/.625 | 31/17 +14  | 7/4    | 9/6    | 5/2   | 2/3   | 8/13  |
| Providence        | 39/35 | 40/30 | 79-65  | +14 | 11-16/8-28  | .688/.286 | 2-3/4-11   | .667/.364 | 16-19/10-12 | .842/.833 | 15/14 +1   | 5/2    | 7/5    | 5/0   | 3/2   | 14/15 |
| Baylor            | 38/35 | 24/32 | 62-67  | (5) | 7-20/11-26  | .350/.423 | 2-7/0-4    | .286/.000 | 8-13/10-17  | .615/.588 | 10/23 (13) | 7/6    | 6/6    | 2/2   | 0/3   | 11/12 |
| BOISE STATE       | 41/31 | 29/24 | 70-55  | +15 | 10-20/8-35  | .500/.229 | 0-4/2-8    | .000/.250 | 9-11/6-6    | .818/1000 | 20/15 +5   | 2/1    | 10/3   | 5/1   | 2/4   | 8/11  |
| North Carolina    | 30/33 | 47/49 | 77-82  | (5) | 12-29/17-30 | .414/.567 | 3-7/1-4    | .429/.250 | 20-26/14-24 | .769/.583 | 19/18 +1   | 5/5    | 7/5    | 2/3   | 4/4   | 16/15 |
| BELMONT           | 41/43 | 52/37 | 93-80  | +13 | 16-25/13-28 | .640/.464 | 1-4/4-12   | .250/.333 | 19-24/7-11  | .792/.636 | 20/6 +14   | 7/8    | 3/4    | 2/0   | 2/2   | 10/16 |
| LOUISVILLE        | 41/36 | 32/30 | 73-66  | +7  | 12-27/9-28  | .444/.321 | 1-5/2-12   | .200/.167 | 7-14/10-17  | .500/.588 | 19/22 (3)  | 5/3    | 4/7    | 2/3   | 1/3   | 12/13 |
| MISSISSIPPI STATE | 37/40 | 48/23 | 85-63  | +22 | 17-26/8-23  | .654/.348 | 2-6/1-5    | .333/.200 | 12-19/6-10  | .632/.600 | 19/11 +8   | 12/6   | 4/8    | 2/0   | 3/3   | 11/12 |
| Vanderbilt        | 30/22 | 41/40 | 71-62  | +9  | 16-33/15-24 | .485/.625 | 3-12/4-10  | .250/.400 | 6-14/6-6    | .429/1000 | 18/13 +5   | 7/10   | 4/9    | 1/2   | 4/3   | 4/11  |
| Arkansas          | 41/43 | 33/31 | 85-87  | (2) | 11-30/10-26 | .367/.385 | 2-5/2-8    | .400/.250 | 9-14/9-17   | .643/.529 | 25/16 +9   | 4/6    | 4/4    | 5/5   | 2/2   | 14/12 |

Note: Game totals are displayed in the format TEAM/OPPONENT for each category

**2013-14 UK Basketball**  
**Kentucky Individual Game-by-Game (as of Jan 15, 2014)**  
**All games**

**#00 Lee, Marcus**

| Opponent          | Date     | gs | min | Total  |       | 3-Pointers |      | Free throws |       | Rebounds |     |     |     | pf | a | t/o | blk | stl | pts | avg  |
|-------------------|----------|----|-----|--------|-------|------------|------|-------------|-------|----------|-----|-----|-----|----|---|-----|-----|-----|-----|------|
|                   |          |    |     | fg-fga | pct   | 3fg-fga    | pct  | ft-fa       | pct   | off      | def | tot | avg |    |   |     |     |     |     |      |
| UNC ASHEVILLE     | 11/08/13 |    | 15  | 7-8    | .875  | 0-0        | .000 | 3-7         | .429  | 1        | 0   | 1   | 1.0 | 1  | 0 | 0   | 0   | 0   | 17  | 17.0 |
| NORTHERN KENTUCKY | 11/10/13 |    | 14  | 1-2    | .500  | 0-0        | .000 | 1-2         | .500  | 3        | 3   | 6   | 3.5 | 0  | 0 | 1   | 2   | 0   | 3   | 10.0 |
| vs Michigan State | 11/12/13 |    | 1   | 0-0    | .000  | 0-0        | .000 | 0-0         | .000  | 0        | 1   | 1   | 2.7 | 0  | 0 | 0   | 0   | 0   | 0   | 6.7  |
| ROBERT MORRIS     | 11/17/13 | *  | 10  | 1-1    | 1.000 | 0-0        | .000 | 0-0         | .000  | 2        | 1   | 3   | 2.8 | 2  | 1 | 0   | 2   | 0   | 2   | 5.5  |
| TEXAS-ARLINGTON   | 11/19/13 | *  | 12  | 4-5    | .800  | 0-0        | .000 | 2-2         | 1.000 | 2        | 0   | 2   | 2.6 | 2  | 0 | 0   | 3   | 0   | 10  | 6.4  |
| CLEVELAND STATE   | 11/25/13 | *  | 4   | 1-2    | .500  | 0-0        | .000 | 0-0         | .000  | 0        | 1   | 1   | 2.3 | 1  | 0 | 0   | 1   | 0   | 2   | 5.7  |
| EASTERN MICHIGAN  | 11/27/13 | *  | 8   | 1-3    | .333  | 0-0        | .000 | 0-0         | .000  | 1        | 2   | 3   | 2.4 | 0  | 0 | 0   | 1   | 0   | 2   | 5.1  |
| vs Providence     | 12/01/13 |    | 0   | 0-0    | .000  | 0-0        | .000 | 0-0         | .000  | 0        | 0   | 0   | 2.1 | 0  | 0 | 0   | 0   | 0   | 0   | 4.5  |
| vs Baylor         | 12/06/13 |    | 4   | 0-0    | .000  | 0-0        | .000 | 0-1         | .000  | 0        | 2   | 2   | 2.1 | 2  | 0 | 0   | 0   | 0   | 0   | 4.0  |
| BELMONT           | 12/21/13 |    | 10  | 0-1    | .000  | 0-0        | .000 | 0-0         | .000  | 1        | 1   | 2   | 2.1 | 0  | 0 | 1   | 0   | 0   | 0   | 3.6  |
| MISSISSIPPI STATE | 01/08/14 |    | 5   | 1-2    | .500  | 0-0        | .000 | 0-0         | .000  | 0        | 0   | 0   | 1.9 | 0  | 1 | 0   | 1   | 0   | 2   | 3.5  |
| at Arkansas       | 01/14/14 |    | 10  | 0-0    | .000  | 0-0        | .000 | 1-4         | .250  | 0        | 1   | 1   | 1.8 | 2  | 0 | 0   | 0   | 0   | 1   | 3.3  |
| Totals            |          | 4  | 93  | 16-24  | .667  | 0-0        | .000 | 7-16        | .438  | 10       | 12  | 22  | 1.8 | 10 | 2 | 2   | 10  | 0   | 39  | 3.3  |

Games played: 12  
Minutes/game: 7.8  
Points/game: 3.3  
FG Pct: 66.7  
FT Pct: 43.8

Rebounds/game: 1.8  
Assists/game: 0.2  
Turnovers/game: 0.2  
Assist/turnover ratio: 1.0  
Blocks/game: 0.8

**#01 Young, James**

| Opponent          | Date     | gs | min | Total  |      | 3-Pointers |      | Free throws |       | Rebounds |     |     |     | pf | a  | t/o | blk | stl | pts | avg  |
|-------------------|----------|----|-----|--------|------|------------|------|-------------|-------|----------|-----|-----|-----|----|----|-----|-----|-----|-----|------|
|                   |          |    |     | fg-fga | pct  | 3fg-fga    | pct  | ft-fa       | pct   | off      | def | tot | avg |    |    |     |     |     |     |      |
| UNC ASHEVILLE     | 11/08/13 | *  | 29  | 3-10   | .300 | 2-5        | .400 | 3-6         | .500  | 2        | 2   | 4   | 4.0 | 2  | 1  | 1   | 1   | 0   | 11  | 11.0 |
| NORTHERN KENTUCKY | 11/10/13 | *  | 27  | 2-8    | .250 | 1-6        | .167 | 0-0         | .000  | 0        | 1   | 1   | 2.5 | 0  | 1  | 2   | 0   | 0   | 5   | 8.0  |
| vs Michigan State | 11/12/13 | *  | 34  | 7-16   | .438 | 3-11       | .273 | 2-5         | .400  | 2        | 2   | 4   | 3.0 | 0  | 2  | 1   | 0   | 1   | 19  | 11.7 |
| ROBERT MORRIS     | 11/17/13 | *  | 24  | 4-11   | .364 | 1-6        | .167 | 1-2         | .500  | 0        | 3   | 3   | 3.0 | 2  | 2  | 3   | 0   | 2   | 10  | 11.3 |
| TEXAS-ARLINGTON   | 11/19/13 | *  | 29  | 8-14   | .571 | 5-10       | .500 | 5-7         | .714  | 1        | 1   | 2   | 2.8 | 3  | 3  | 0   | 0   | 2   | 26  | 14.2 |
| CLEVELAND STATE   | 11/25/13 | *  | 39  | 3-11   | .273 | 1-4        | .250 | 2-2         | 1.000 | 2        | 3   | 5   | 3.2 | 1  | 3  | 3   | 1   | 0   | 9   | 13.3 |
| EASTERN MICHIGAN  | 11/27/13 | *  | 37  | 1-8    | .125 | 0-6        | .000 | 4-5         | .800  | 1        | 5   | 6   | 3.6 | 2  | 4  | 5   | 0   | 1   | 6   | 12.3 |
| vs Providence     | 12/01/13 | *  | 33  | 5-7    | .714 | 3-4        | .750 | 5-6         | .833  | 0        | 3   | 3   | 3.5 | 4  | 1  | 2   | 0   | 1   | 18  | 13.0 |
| vs Baylor         | 12/06/13 | *  | 38  | 5-11   | .455 | 4-7        | .571 | 0-2         | .000  | 0        | 2   | 2   | 3.3 | 0  | 1  | 2   | 0   | 0   | 14  | 13.1 |
| BOISE STATE       | 12/10/13 | *  | 31  | 7-15   | .467 | 4-11       | .364 | 3-4         | .750  | 1        | 8   | 9   | 3.9 | 0  | 0  | 5   | 0   | 0   | 21  | 13.9 |
| at North Carolina | 12/14/13 | *  | 29  | 3-10   | .300 | 2-6        | .333 | 8-10        | .800  | 1        | 4   | 5   | 4.0 | 5  | 1  | 1   | 0   | 2   | 16  | 14.1 |
| BELMONT           | 12/21/13 | *  | 20  | 2-5    | .400 | 0-2        | .000 | 2-2         | 1.000 | 1        | 0   | 1   | 3.8 | 2  | 1  | 0   | 0   | 0   | 6   | 13.4 |
| LOUISVILLE        | 12/28/13 | *  | 36  | 5-17   | .294 | 3-8        | .375 | 5-9         | .556  | 4        | 6   | 10  | 4.2 | 2  | 4  | 2   | 1   | 1   | 18  | 13.8 |
| MISSISSIPPI STATE | 01/08/14 | *  | 35  | 8-18   | .444 | 3-10       | .300 | 7-9         | .778  | 5        | 5   | 10  | 4.6 | 2  | 5  | 2   | 1   | 2   | 26  | 14.6 |
| at Vanderbilt     | 01/11/14 | *  | 26  | 2-10   | .200 | 1-7        | .143 | 1-2         | .500  | 1        | 1   | 2   | 4.5 | 2  | 4  | 2   | 0   | 0   | 6   | 14.1 |
| at Arkansas       | 01/14/14 | *  | 40  | 8-17   | .471 | 2-6        | .333 | 5-8         | .625  | 2        | 4   | 6   | 4.6 | 3  | 2  | 3   | 0   | 2   | 23  | 14.6 |
| Totals            |          | 16 | 507 | 73-188 | .388 | 35-109     | .321 | 53-79       | .671  | 23       | 50  | 73  | 4.6 | 30 | 35 | 34  | 4   | 14  | 234 | 14.6 |

Games played: 16  
Minutes/game: 31.7  
Points/game: 14.6  
FG Pct: 38.8  
3FG Pct: 32.1  
FT Pct: 67.1

Rebounds/game: 4.6  
Assists/game: 2.2  
Turnovers/game: 2.1  
Assist/turnover ratio: 1.0  
Steals/game: 0.9  
Blocks/game: 0.3

**2013-14 UK Basketball**  
**Kentucky Individual Game-by-Game (as of Jan 15, 2014)**  
**All games**

**#02 Harrison, Aaron**

| Opponent          | Date     | gs | min | Total  |        | 3-Pointers |       | Free throws |       | Rebounds |     |     |     | pf  | a  | t/o | blk | stl | pts | avg  |      |
|-------------------|----------|----|-----|--------|--------|------------|-------|-------------|-------|----------|-----|-----|-----|-----|----|-----|-----|-----|-----|------|------|
|                   |          |    |     | fg-fga | pct    | 3fg-fga    | pct   | ft-fa       | pct   | off      | def | tot | avg |     |    |     |     |     |     |      |      |
| UNC ASHEVILLE     | 11/08/13 | *  | 32  | 3-8    | .375   | 1-3        | .333  | 3-6         | .500  | 0        | 5   | 5   | 5.0 | 2   | 0  | 2   | 1   | 4   | 10  | 10.0 |      |
| NORTHERN KENTUCKY | 11/10/13 | *  | 23  | 6-10   | .600   | 1-5        | .200  | 3-4         | .750  | 1        | 0   | 1   | 3.0 | 3   | 1  | 0   | 1   | 1   | 16  | 13.0 |      |
| vs Michigan State | 11/12/13 | *  | 18  | 1-7    | .143   | 0-5        | .000  | 1-2         | .500  | 0        | 1   | 1   | 2.3 | 2   | 2  | 2   | 1   | 0   | 3   | 9.7  |      |
| ROBERT MORRIS     | 11/17/13 | *  | 27  | 7-12   | .583   | 4-7        | .571  | 10-10       | 1.000 | 1        | 3   | 4   | 2.8 | 1   | 3  | 2   | 1   | 2   | 28  | 14.3 |      |
| TEXAS-ARLINGTON   | 11/19/13 | *  | 29  | 2-11   | .182   | 0-5        | .000  | 1-2         | .500  | 0        | 2   | 2   | 2.6 | 1   | 2  | 3   | 0   | 0   | 5   | 12.4 |      |
| CLEVELAND STATE   | 11/25/13 | *  | 32  | 3-8    | .375   | 1-3        | .333  | 4-6         | .667  | 1        | 0   | 1   | 2.3 | 3   | 0  | 0   | 0   | 0   | 11  | 12.2 |      |
| EASTERN MICHIGAN  | 11/27/13 | *  | 37  | 5-12   | .417   | 3-7        | .429  | 9-11        | .818  | 0        | 7   | 7   | 3.0 | 3   | 2  | 0   | 0   | 0   | 22  | 13.6 |      |
| vs Providence     | 12/01/13 | *  | 38  | 7-9    | .778   | 1-2        | .500  | 0-1         | .000  | 1        | 2   | 3   | 3.0 | 3   | 4  | 2   | 0   | 0   | 15  | 13.8 |      |
| vs Baylor         | 12/06/13 | *  | 35  | 4-9    | .444   | 3-5        | .600  | 4-4         | 1.000 | 0        | 2   | 2   | 2.9 | 4   | 6  | 3   | 0   | 0   | 15  | 13.9 |      |
| BOISE STATE       | 12/10/13 | *  | 38  | 6-12   | .500   | 0-4        | .000  | 1-1         | 1.000 | 0        | 4   | 4   | 3.0 | 0   | 1  | 3   | 0   | 3   | 13  | 13.8 |      |
| at North Carolina | 12/14/13 | *  | 24  | 8-12   | .667   | 1-1        | 1.000 | 3-3         | 1.000 | 2        | 1   | 3   | 3.0 | 2   | 0  | 1   | 0   | 2   | 20  | 14.4 |      |
| BELMONT           | 12/21/13 | *  | 27  | 7-16   | .438   | 1-5        | .200  | 8-11        | .727  | 1        | 5   | 6   | 3.3 | 3   | 7  | 1   | 1   | 1   | 23  | 15.1 |      |
| LOUISVILLE        | 12/28/13 | *  | 30  | 5-12   | .417   | 0-3        | .000  | 0-0         | .000  | 0        | 4   | 4   | 3.3 | 2   | 1  | 4   | 0   | 0   | 10  | 14.7 |      |
| MISSISSIPPI STATE | 01/08/14 | *  | 23  | 1-5    | .200   | 0-3        | .000  | 3-5         | .600  | 0        | 2   | 2   | 3.2 | 4   | 3  | 3   | 0   | 2   | 5   | 14.0 |      |
| at Vanderbilt     | 01/11/14 | *  | 31  | 4-9    | .444   | 1-5        | .200  | 5-6         | .833  | 0        | 4   | 4   | 3.3 | 0   | 2  | 1   | 0   | 2   | 14  | 14.0 |      |
| at Arkansas       | 01/14/14 | *  | 24  | 5-8    | .625   | 2-3        | .667  | 4-5         | .800  | 1        | 0   | 1   | 3.1 | 4   | 1  | 2   | 1   | 0   | 16  | 14.1 |      |
| Totals            |          |    | 16  | 468    | 74-160 | .463       | 19-66 | .288        | 59-77 | .766     | 8   | 42  | 50  | 3.1 | 37 | 35  | 29  | 6   | 17  | 226  | 14.1 |

Games played: 16  
Minutes/game: 29.3  
Points/game: 14.1  
FG Pct: 46.3  
3FG Pct: 28.8  
FT Pct: 76.6

Rebounds/game: 3.1  
Assists/game: 2.2  
Turnovers/game: 1.8  
Assist/turnover ratio: 1.2  
Steals/game: 1.1  
Blocks/game: 0.4

**#03 Polson, Jarrod**

| Opponent          | Date     | gs | min | Total  |      | 3-Pointers |       | Free throws |      | Rebounds |     |     |     | pf | a | t/o | blk | stl | pts | avg |
|-------------------|----------|----|-----|--------|------|------------|-------|-------------|------|----------|-----|-----|-----|----|---|-----|-----|-----|-----|-----|
|                   |          |    |     | fg-fga | pct  | 3fg-fga    | pct   | ft-fa       | pct  | off      | def | tot | avg |    |   |     |     |     |     |     |
| UNC ASHEVILLE     | 11/08/13 |    | 7   | 0-0    | .000 | 0-0        | .000  | 0-0         | .000 | 0        | 0   | 0   | 0.0 | 0  | 0 | 0   | 0   | 0   | 0   | 0.0 |
| NORTHERN KENTUCKY | 11/10/13 |    | 6   | 0-0    | .000 | 0-0        | .000  | 0-0         | .000 | 0        | 0   | 0   | 0.0 | 2  | 0 | 1   | 0   | 0   | 0   | 0.0 |
| ROBERT MORRIS     | 11/17/13 |    | 4   | 0-0    | .000 | 0-0        | .000  | 0-0         | .000 | 0        | 0   | 0   | 0.0 | 1  | 1 | 0   | 0   | 0   | 0   | 0.0 |
| TEXAS-ARLINGTON   | 11/19/13 |    | 3   | 0-0    | .000 | 0-0        | .000  | 0-0         | .000 | 0        | 0   | 0   | 0.0 | 0  | 1 | 0   | 0   | 0   | 0   | 0.0 |
| EASTERN MICHIGAN  | 11/27/13 |    | 2   | 0-0    | .000 | 0-0        | .000  | 0-0         | .000 | 0        | 0   | 0   | 0.0 | 0  | 0 | 0   | 0   | 0   | 0   | 0.0 |
| BOISE STATE       | 12/10/13 |    | 1   | 0-0    | .000 | 0-0        | .000  | 0-0         | .000 | 0        | 0   | 0   | 0.0 | 0  | 0 | 0   | 0   | 0   | 0   | 0.0 |
| at North Carolina | 12/14/13 |    | 2   | 0-0    | .000 | 0-0        | .000  | 0-0         | .000 | 0        | 0   | 0   | 0.0 | 1  | 0 | 0   | 0   | 0   | 0   | 0.0 |
| BELMONT           | 12/21/13 |    | 21  | 1-2    | .500 | 1-1        | 1.000 | 0-0         | .000 | 0        | 0   | 0   | 0.0 | 0  | 1 | 0   | 0   | 0   | 3   | 0.4 |
| MISSISSIPPI STATE | 01/08/14 |    | 2   | 0-0    | .000 | 0-0        | .000  | 0-0         | .000 | 0        | 0   | 0   | 0.0 | 0  | 0 | 0   | 0   | 0   | 0   | 0.3 |
| at Vanderbilt     | 01/11/14 |    | 14  | 2-4    | .500 | 2-3        | .667  | 0-0         | .000 | 0        | 1   | 1   | 0.1 | 1  | 1 | 0   | 0   | 0   | 6   | 0.9 |
| at Arkansas       | 01/14/14 |    | 17  | 0-0    | .000 | 0-0        | .000  | 0-0         | .000 | 0        | 2   | 2   | 0.3 | 3  | 1 | 1   | 1   | 0   | 0   | 0.8 |
| Totals            |          |    | 0   | 79     | 3-6  | .500       | 3-4   | .750        | .000 | 0        | 3   | 3   | 0.3 | 8  | 5 | 2   | 1   | 0   | 9   | 0.8 |

Games played: 11  
Minutes/game: 7.2  
Points/game: 0.8  
FG Pct: 50.0  
3FG Pct: 75.0

Rebounds/game: 0.3  
Assists/game: 0.5  
Turnovers/game: 0.2  
Assist/turnover ratio: 2.5  
Blocks/game: 0.1

**2013-14 UK Basketball**  
**Kentucky Individual Game-by-Game (as of Jan 15, 2014)**  
**All games**

**#04 Hood, Jon**

| Opponent          | Date     | gs | min | Total  |      | 3-Pointers |      | Free throws |       | Rebounds |     |     |     | pf | a | t/o | blk | stl | pts | avg |
|-------------------|----------|----|-----|--------|------|------------|------|-------------|-------|----------|-----|-----|-----|----|---|-----|-----|-----|-----|-----|
|                   |          |    |     | fg-fga | pct  | 3fg-fga    | pct  | ft-fa       | pct   | off      | def | tot | avg |    |   |     |     |     |     |     |
| UNC ASHEVILLE     | 11/08/13 |    | 6   | 0-1    | .000 | 0-1        | .000 | 0-0         | .000  | 0        | 0   | 0   | 0.0 | 0  | 1 | 0   | 0   | 1   | 0   | 0.0 |
| NORTHERN KENTUCKY | 11/10/13 |    | 6   | 1-2    | .500 | 1-2        | .500 | 2-2         | 1.000 | 0        | 1   | 1   | 0.5 | 2  | 1 | 2   | 0   | 0   | 5   | 2.5 |
| ROBERT MORRIS     | 11/17/13 |    | 4   | 0-1    | .000 | 0-0        | .000 | 0-0         | .000  | 0        | 0   | 0   | 0.3 | 0  | 1 | 0   | 0   | 0   | 0   | 1.7 |
| TEXAS-ARLINGTON   | 11/19/13 |    | 2   | 0-0    | .000 | 0-0        | .000 | 2-2         | 1.000 | 0        | 0   | 0   | 0.3 | 0  | 0 | 0   | 0   | 1   | 2   | 1.8 |
| MISSISSIPPI STATE | 01/08/14 |    | 2   | 0-0    | .000 | 0-0        | .000 | 0-0         | .000  | 0        | 0   | 0   | 0.2 | 0  | 1 | 0   | 0   | 0   | 0   | 1.4 |
| Totals            |          | 0  | 20  | 1-4    | .250 | 1-3        | .333 | 4-4         | 1.000 | 0        | 1   | 1   | 0.2 | 2  | 4 | 2   | 0   | 2   | 7   | 1.4 |

Games played: 5  
Minutes/game: 4.0  
Points/game: 1.4  
FG Pct: 25.0  
3FG Pct: 33.3  
FT Pct: 100.0

Rebounds/game: 0.2  
Assists/game: 0.8  
Turnovers/game: 0.4  
Assist/turnover ratio: 2.0  
Steals/game: 0.4

**#05 Harrison, Andrew**

| Opponent          | Date     | gs | min | Total  |      | 3-Pointers |       | Free throws |       | Rebounds |     |     |     | pf | a  | t/o | blk | stl | pts | avg  |
|-------------------|----------|----|-----|--------|------|------------|-------|-------------|-------|----------|-----|-----|-----|----|----|-----|-----|-----|-----|------|
|                   |          |    |     | fg-fga | pct  | 3fg-fga    | pct   | ft-fa       | pct   | off      | def | tot | avg |    |    |     |     |     |     |      |
| UNC ASHEVILLE     | 11/08/13 | *  | 29  | 1-3    | .333 | 0-1        | .000  | 6-9         | .667  | 0        | 0   | 0   | 0.0 | 3  | 5  | 1   | 0   | 0   | 8   | 8.0  |
| NORTHERN KENTUCKY | 11/10/13 | *  | 26  | 4-7    | .571 | 2-3        | .667  | 3-3         | 1.000 | 0        | 2   | 2   | 1.0 | 2  | 2  | 1   | 0   | 0   | 13  | 10.5 |
| vs Michigan State | 11/12/13 | *  | 38  | 3-6    | .500 | 1-1        | 1.000 | 4-4         | 1.000 | 0        | 1   | 1   | 1.0 | 4  | 3  | 4   | 0   | 0   | 11  | 10.7 |
| ROBERT MORRIS     | 11/17/13 | *  | 29  | 2-4    | .500 | 2-4        | .500  | 2-4         | .500  | 0        | 8   | 8   | 2.8 | 3  | 2  | 2   | 0   | 1   | 8   | 10.0 |
| TEXAS-ARLINGTON   | 11/19/13 | *  | 29  | 3-7    | .429 | 2-2        | 1.000 | 7-8         | .875  | 2        | 1   | 3   | 2.8 | 3  | 6  | 2   | 0   | 1   | 15  | 11.0 |
| CLEVELAND STATE   | 11/25/13 | *  | 21  | 4-9    | .444 | 0-4        | .000  | 4-5         | .800  | 0        | 0   | 0   | 2.3 | 5  | 5  | 1   | 0   | 0   | 12  | 11.2 |
| EASTERN MICHIGAN  | 11/27/13 | *  | 26  | 2-6    | .333 | 0-1        | .000  | 4-5         | .800  | 0        | 0   | 0   | 2.0 | 4  | 3  | 5   | 1   | 0   | 8   | 10.7 |
| vs Providence     | 12/01/13 | *  | 22  | 0-2    | .000 | 0-0        | .000  | 8-8         | 1.000 | 0        | 2   | 2   | 2.0 | 4  | 1  | 3   | 0   | 0   | 8   | 10.4 |
| vs Baylor         | 12/06/13 | *  | 35  | 2-9    | .222 | 1-4        | .250  | 2-4         | .500  | 1        | 0   | 1   | 1.9 | 4  | 6  | 1   | 1   | 0   | 7   | 10.0 |
| BOISE STATE       | 12/10/13 | *  | 31  | 4-7    | .571 | 0-1        | .000  | 5-7         | .714  | 0        | 3   | 3   | 2.0 | 3  | 2  | 3   | 0   | 0   | 13  | 10.3 |
| at North Carolina | 12/14/13 | *  | 37  | 3-11   | .273 | 1-4        | .250  | 10-17       | .588  | 2        | 4   | 6   | 2.4 | 4  | 7  | 4   | 0   | 1   | 17  | 10.9 |
| BELMONT           | 12/21/13 | *  | 20  | 2-5    | .400 | 0-2        | .000  | 3-4         | .750  | 0        | 2   | 2   | 2.3 | 4  | 0  | 2   | 0   | 0   | 7   | 10.6 |
| LOUISVILLE        | 12/28/13 | *  | 34  | 6-16   | .375 | 0-1        | .000  | 6-12        | .500  | 3        | 1   | 4   | 2.5 | 3  | 2  | 3   | 0   | 1   | 18  | 11.2 |
| MISSISSIPPI STATE | 01/08/14 | *  | 30  | 2-7    | .286 | 1-3        | .333  | 3-4         | .750  | 0        | 2   | 2   | 2.4 | 2  | 2  | 4   | 0   | 0   | 8   | 10.9 |
| at Vanderbilt     | 01/11/14 | *  | 34  | 3-7    | .429 | 2-3        | .667  | 2-3         | .667  | 4        | 4   | 8   | 2.8 | 3  | 4  | 0   | 0   | 0   | 10  | 10.9 |
| at Arkansas       | 01/14/14 | *  | 38  | 2-9    | .222 | 1-2        | .500  | 2-3         | .667  | 0        | 4   | 4   | 2.9 | 2  | 6  | 5   | 0   | 1   | 7   | 10.6 |
| Totals            |          | 16 | 479 | 43-115 | .374 | 13-36      | .361  | 71-100      | .710  | 12       | 34  | 46  | 2.9 | 53 | 56 | 41  | 2   | 5   | 170 | 10.6 |

Games played: 16  
Minutes/game: 29.9  
Points/game: 10.6  
FG Pct: 37.4  
3FG Pct: 36.1  
FT Pct: 71.0

Rebounds/game: 2.9  
Assists/game: 3.5  
Turnovers/game: 2.6  
Assist/turnover ratio: 1.4  
Steals/game: 0.3  
Blocks/game: 0.1

**2013-14 UK Basketball**  
**Kentucky Individual Game-by-Game (as of Jan 15, 2014)**  
**All games**

**#15 Cauley-Stein, Willie**

| Opponent          | Date     | gs | min | Total  |       | 3-Pointers |      | Free throws |       | Rebounds |     |     |     | pf  | a  | t/o | blk | stl | pts | avg |     |
|-------------------|----------|----|-----|--------|-------|------------|------|-------------|-------|----------|-----|-----|-----|-----|----|-----|-----|-----|-----|-----|-----|
|                   |          |    |     | fg-fga | pct   | 3fg-fga    | pct  | ft-fla      | pct   | off      | def | tot | avg |     |    |     |     |     |     |     |     |
| UNC ASHEVILLE     | 11/08/13 | *  | 18  | 1-3    | .333  | 0-0        | .000 | 1-2         | .500  | 4        | 2   | 6   | 6.0 | 3   | 4  | 0   | 4   | 3   | 3   | 3.0 |     |
| NORTHERN KENTUCKY | 11/10/13 | *  | 20  | 3-5    | .600  | 0-0        | .000 | 1-2         | .500  | 5        | 6   | 11  | 8.5 | 2   | 0  | 0   | 0   | 1   | 7   | 5.0 |     |
| vs Michigan State | 11/12/13 | *  | 27  | 2-4    | .500  | 0-0        | .000 | 1-3         | .333  | 3        | 4   | 7   | 8.0 | 2   | 0  | 1   | 2   | 0   | 5   | 5.0 |     |
| ROBERT MORRIS     | 11/17/13 |    | 25  | 2-4    | .500  | 0-0        | .000 | 3-6         | .500  | 4        | 9   | 13  | 9.3 | 2   | 2  | 2   | 4   | 1   | 7   | 5.5 |     |
| TEXAS-ARLINGTON   | 11/19/13 |    | 24  | 6-8    | .750  | 0-0        | .000 | 2-3         | .667  | 4        | 6   | 10  | 9.4 | 4   | 1  | 0   | 1   | 2   | 14  | 7.2 |     |
| CLEVELAND STATE   | 11/25/13 |    | 30  | 3-6    | .500  | 0-0        | .000 | 5-7         | .714  | 1        | 3   | 4   | 8.5 | 1   | 0  | 0   | 4   | 2   | 11  | 7.8 |     |
| EASTERN MICHIGAN  | 11/27/13 |    | 25  | 6-12   | .500  | 0-0        | .000 | 3-7         | .429  | 3        | 5   | 8   | 8.4 | 2   | 2  | 2   | 7   | 1   | 15  | 8.9 |     |
| vs Providence     | 12/01/13 | *  | 36  | 7-8    | .875  | 0-0        | .000 | 1-1         | 1.000 | 3        | 5   | 8   | 8.4 | 4   | 1  | 1   | 9   | 0   | 15  | 9.6 |     |
| vs Baylor         | 12/06/13 | *  | 33  | 4-7    | .571  | 0-0        | .000 | 0-2         | .000  | 1        | 2   | 3   | 7.8 | 2   | 2  | 0   | 3   | 0   | 8   | 9.4 |     |
| BOISE STATE       | 12/10/13 | *  | 25  | 3-3    | 1.000 | 0-0        | .000 | 0-2         | .000  | 4        | 3   | 7   | 7.7 | 2   | 0  | 2   | 9   | 1   | 6   | 9.1 |     |
| at North Carolina | 12/14/13 | *  | 29  | 2-3    | .667  | 0-0        | .000 | 1-2         | .500  | 5        | 7   | 12  | 8.1 | 4   | 1  | 4   | 5   | 2   | 5   | 8.7 |     |
| BELMONT           | 12/21/13 | *  | 31  | 8-10   | .800  | 0-0        | .000 | 0-0         | .000  | 4        | 3   | 7   | 8.0 | 1   | 1  | 1   | 2   | 0   | 16  | 9.3 |     |
| LOUISVILLE        | 12/28/13 | *  | 35  | 1-3    | .333  | 0-0        | .000 | 0-0         | .000  | 3        | 7   | 10  | 8.2 | 4   | 0  | 0   | 3   | 1   | 2   | 8.8 |     |
| MISSISSIPPI STATE | 01/08/14 | *  | 25  | 5-6    | .833  | 0-0        | .000 | 2-5         | .400  | 2        | 2   | 4   | 7.9 | 2   | 1  | 0   | 2   | 1   | 12  | 9.0 |     |
| at Vanderbilt     | 01/11/14 | *  | 31  | 7-9    | .778  | 0-0        | .000 | 1-4         | .250  | 2        | 4   | 6   | 7.7 | 2   | 0  | 1   | 1   | 2   | 15  | 9.4 |     |
| at Arkansas       | 01/14/14 | *  | 18  | 1-2    | .500  | 0-0        | .000 | 0-0         | .000  | 0        | 6   | 6   | 7.6 | 5   | 0  | 0   | 1   | 0   | 2   | 8.9 |     |
| Totals            |          |    | 12  | 432    | 61-93 | .656       | 0-0  | .000        | 21-46 | .457     | 48  | 74  | 122 | 7.6 | 42 | 15  | 14  | 57  | 17  | 143 | 8.9 |

Games played: 16  
Minutes/game: 27.0  
Points/game: 8.9  
FG Pct: 65.6  
FT Pct: 45.7

Rebounds/game: 7.6  
Assists/game: 0.9  
Turnovers/game: 0.9  
Assist/turnover ratio: 1.1  
Steals/game: 1.1  
Blocks/game: 3.6

**#22 Poythress, Alex**

| Opponent          | Date     | gs | min | Total  |       | 3-Pointers |       | Free throws |       | Rebounds |     |     |      | pf | a  | t/o | blk | stl | pts | avg  |
|-------------------|----------|----|-----|--------|-------|------------|-------|-------------|-------|----------|-----|-----|------|----|----|-----|-----|-----|-----|------|
|                   |          |    |     | fg-fga | pct   | 3fg-fga    | pct   | ft-fa       | pct   | off      | def | tot | avg  |    |    |     |     |     |     |      |
| UNC ASHEVILLE     | 11/08/13 |    | 21  | 5-9    | .556  | 0-1        | .000  | 0-1         | .000  | 6        | 7   | 13  | 13.0 | 2  | 0  | 0   | 0   | 0   | 10  | 10.0 |
| NORTHERN KENTUCKY | 11/10/13 |    | 20  | 4-7    | .571  | 1-2        | .500  | 0-0         | .000  | 1        | 6   | 7   | 10.0 | 1  | 2  | 0   | 0   | 1   | 9   | 9.5  |
| vs Michigan State | 11/12/13 |    | 27  | 2-6    | .333  | 0-2        | .000  | 3-4         | .750  | 7        | 5   | 12  | 10.7 | 2  | 0  | 1   | 3   | 0   | 7   | 8.7  |
| ROBERT MORRIS     | 11/17/13 |    | 12  | 1-5    | .200  | 0-1        | .000  | 0-2         | .000  | 2        | 2   | 4   | 9.0  | 2  | 3  | 2   | 0   | 1   | 2   | 7.0  |
| TEXAS-ARLINGTON   | 11/19/13 |    | 15  | 0-2    | .000  | 0-0        | .000  | 0-2         | .000  | 1        | 3   | 4   | 8.0  | 2  | 1  | 0   | 1   | 0   | 0   | 5.6  |
| CLEVELAND STATE   | 11/25/13 |    | 15  | 2-6    | .333  | 1-2        | .500  | 2-2         | 1.000 | 3        | 4   | 7   | 7.8  | 1  | 0  | 1   | 1   | 0   | 7   | 5.8  |
| EASTERN MICHIGAN  | 11/27/13 |    | 23  | 1-1    | 1.000 | 0-0        | .000  | 1-2         | .500  | 2        | 4   | 6   | 7.6  | 1  | 0  | 2   | 0   | 1   | 3   | 5.4  |
| vs Providence     | 12/01/13 |    | 15  | 2-3    | .667  | 1-1        | 1.000 | 0-0         | .000  | 0        | 1   | 1   | 6.8  | 1  | 0  | 2   | 2   | 0   | 5   | 5.4  |
| vs Baylor         | 12/06/13 |    | 6   | 0-1    | .000  | 0-0        | .000  | 0-2         | .000  | 1        | 1   | 2   | 6.2  | 3  | 0  | 1   | 0   | 0   | 0   | 4.8  |
| BOISE STATE       | 12/10/13 |    | 17  | 0-1    | .000  | 0-0        | .000  | 0-0         | .000  | 2        | 1   | 3   | 5.9  | 2  | 1  | 0   | 0   | 0   | 0   | 4.3  |
| at North Carolina | 12/14/13 |    | 24  | 2-4    | .500  | 0-1        | .000  | 2-3         | .667  | 5        | 3   | 8   | 6.1  | 5  | 0  | 1   | 1   | 0   | 6   | 4.5  |
| BELMONT           | 12/21/13 |    | 18  | 3-6    | .500  | 1-1        | 1.000 | 0-0         | .000  | 1        | 4   | 5   | 6.0  | 1  | 1  | 0   | 0   | 0   | 7   | 4.7  |
| LOUISVILLE        | 12/28/13 |    | 21  | 3-4    | .750  | 0-0        | .000  | 1-2         | .500  | 1        | 4   | 5   | 5.9  | 3  | 0  | 0   | 0   | 0   | 7   | 4.8  |
| MISSISSIPPI STATE | 01/08/14 |    | 22  | 5-6    | .833  | 0-0        | .000  | 2-2         | 1.000 | 1        | 3   | 4   | 5.8  | 2  | 2  | 2   | 3   | 0   | 12  | 5.4  |
| at Vanderbilt     | 01/11/14 |    | 19  | 4-7    | .571  | 0-1        | .000  | 1-3         | .333  | 2        | 2   | 4   | 5.7  | 0  | 0  | 1   | 1   | 0   | 9   | 5.6  |
| at Arkansas       | 01/14/14 |    | 32  | 5-7    | .714  | 0-0        | .000  | 2-2         | 1.000 | 1        | 5   | 6   | 5.7  | 4  | 0  | 0   | 2   | 0   | 12  | 6.0  |
| Totals            |          | 0  | 307 | 39-75  | .520  | 4-12       | .333  | 14-27       | .519  | 36       | 55  | 91  | 5.7  | 32 | 10 | 13  | 14  | 3   | 96  | 6.0  |

Games played: 16  
Minutes/game: 19.2  
Points/game: 6.0  
FG Pct: 52.0  
3FG Pct: 33.3  
FT Pct: 51.9

Rebounds/game: 5.7  
Assists/game: 0.6  
Turnovers/game: 0.8  
Assist/turnover ratio: 0.8  
Steals/game: 0.2  
Blocks/game: 0.9

**2013-14 UK Basketball**  
**Kentucky Individual Game-by-Game (as of Jan 15, 2014)**  
**All games**

**#24 Floreal, E.J.**

| Opponent          | Date     | gs | min | Total  |       | 3-Pointers |      | Free throws |      | Rebounds |     |     |     | pf | a | t/o | blk | stl | pts | avg |
|-------------------|----------|----|-----|--------|-------|------------|------|-------------|------|----------|-----|-----|-----|----|---|-----|-----|-----|-----|-----|
|                   |          |    |     | fg-fga | pct   | 3fg-fga    | pct  | ft-fa       | pct  | off      | def | tot | avg |    |   |     |     |     |     |     |
| ROBERT MORRIS     | 11/17/13 |    | 2   | 1-1    | 1.000 | 0-0        | .000 | 0-0         | .000 | 0        | 1   | 1   | 1.0 | 1  | 0 | 0   | 1   | 1   | 2   | 2.0 |
| MISSISSIPPI STATE | 01/08/14 |    | 1   | 0-0    | .000  | 0-0        | .000 | 0-0         | .000 | 0        | 0   | 0   | 0.5 | 0  | 0 | 0   | 0   | 0   | 0   | 1.0 |
| Totals            |          | 0  | 3   | 1-1    | 1.000 | 0-0        | .000 | 0-0         | .000 | 0        | 1   | 1   | 0.5 | 1  | 0 | 0   | 1   | 1   | 2   | 1.0 |

Games played: 2  
Minutes/game: 1.5  
Points/game: 1.0  
FG Pct: 100.0

Rebounds/game: 0.5  
Steals/game: 0.5  
Blocks/game: 0.5

**#25 Hawkins, Dominique**

| Opponent          | Date     | gs | min | Total  |       | 3-Pointers |       | Free throws |       | Rebounds |     |     |     | pf | a  | t/o | blk | stl | pts | avg |
|-------------------|----------|----|-----|--------|-------|------------|-------|-------------|-------|----------|-----|-----|-----|----|----|-----|-----|-----|-----|-----|
|                   |          |    |     | fg-fga | pct   | 3fg-fga    | pct   | ft-fa       | pct   | off      | def | tot | avg |    |    |     |     |     |     |     |
| UNC ASHEVILLE     | 11/08/13 |    | 4   | 0-0    | .000  | 0-0        | .000  | 0-0         | .000  | 0        | 1   | 1   | 1.0 | 0  | 0  | 0   | 0   | 0   | 0   | 0.0 |
| NORTHERN KENTUCKY | 11/10/13 |    | 6   | 0-1    | .000  | 0-1        | .000  | 0-0         | .000  | 0        | 1   | 1   | 1.0 | 0  | 1  | 0   | 0   | 0   | 0   | 0.0 |
| vs Michigan State | 11/12/13 |    | 6   | 0-0    | .000  | 0-0        | .000  | 0-0         | .000  | 0        | 0   | 0   | 0.7 | 1  | 0  | 0   | 0   | 0   | 0   | 0.0 |
| ROBERT MORRIS     | 11/17/13 |    | 18  | 2-4    | .500  | 0-1        | .000  | 0-0         | .000  | 1        | 0   | 1   | 0.8 | 1  | 3  | 0   | 1   | 1   | 4   | 1.0 |
| TEXAS-ARLINGTON   | 11/19/13 |    | 13  | 1-3    | .333  | 1-1        | 1.000 | 0-1         | .000  | 0        | 1   | 1   | 0.8 | 2  | 0  | 0   | 0   | 1   | 3   | 1.4 |
| CLEVELAND STATE   | 11/25/13 |    | 14  | 0-1    | .000  | 0-1        | .000  | 1-2         | .500  | 0        | 1   | 1   | 0.8 | 3  | 0  | 1   | 0   | 0   | 1   | 1.3 |
| EASTERN MICHIGAN  | 11/27/13 |    | 10  | 0-1    | .000  | 0-1        | .000  | 1-2         | .500  | 0        | 1   | 1   | 0.9 | 1  | 0  | 1   | 0   | 0   | 1   | 1.3 |
| vs Providence     | 12/01/13 |    | 17  | 2-2    | 1.000 | 1-1        | 1.000 | 0-0         | .000  | 0        | 1   | 1   | 0.9 | 1  | 1  | 0   | 0   | 1   | 5   | 1.8 |
| vs Baylor         | 12/06/13 |    | 7   | 1-2    | .500  | 0-1        | .000  | 0-0         | .000  | 0        | 1   | 1   | 0.9 | 0  | 0  | 0   | 0   | 0   | 2   | 1.8 |
| BOISE STATE       | 12/10/13 |    | 18  | 0-2    | .000  | 0-1        | .000  | 0-0         | .000  | 0        | 0   | 0   | 0.8 | 3  | 2  | 1   | 0   | 0   | 0   | 1.6 |
| at North Carolina | 12/14/13 |    | 18  | 0-1    | .000  | 0-0        | .000  | 0-2         | .000  | 0        | 1   | 1   | 0.8 | 2  | 0  | 1   | 0   | 0   | 0   | 1.5 |
| BELMONT           | 12/21/13 |    | 22  | 1-3    | .333  | 0-2        | .000  | 0-0         | .000  | 2        | 2   | 4   | 1.1 | 1  | 3  | 1   | 0   | 1   | 2   | 1.5 |
| LOUISVILLE        | 12/28/13 |    | 15  | 0-1    | .000  | 0-1        | .000  | 1-1         | 1.000 | 2        | 1   | 3   | 1.2 | 4  | 0  | 0   | 0   | 0   | 1   | 1.5 |
| MISSISSIPPI STATE | 01/08/14 |    | 23  | 1-5    | .200  | 0-2        | .000  | 2-2         | 1.000 | 0        | 2   | 2   | 1.3 | 3  | 2  | 0   | 0   | 0   | 4   | 1.6 |
| at Vanderbilt     | 01/11/14 |    | 5   | 0-1    | .000  | 0-1        | .000  | 0-0         | .000  | 0        | 1   | 1   | 1.3 | 1  | 0  | 0   | 0   | 0   | 0   | 1.5 |
| at Arkansas       | 01/14/14 |    | 5   | 0-0    | .000  | 0-0        | .000  | 0-0         | .000  | 0        | 0   | 0   | 1.2 | 2  | 0  | 0   | 0   | 0   | 0   | 1.4 |
| Totals            |          | 0  | 201 | 8-27   | .296  | 2-14       | .143  | 5-10        | .500  | 5        | 14  | 19  | 1.2 | 25 | 12 | 5   | 1   | 4   | 23  | 1.4 |

Games played: 16  
Minutes/game: 12.6  
Points/game: 1.4  
FG Pct: 29.6  
3FG Pct: 14.3  
FT Pct: 50.0

Rebounds/game: 1.2  
Assists/game: 0.8  
Turnovers/game: 0.3  
Assist/turnover ratio: 2.4  
Steals/game: 0.3  
Blocks/game: 0.1

**2013-14 UK Basketball**  
**Kentucky Individual Game-by-Game (as of Jan 15, 2014)**  
**All games**

**#30 Randle, Julius**

| Opponent          | Date     | gs | min | Total  |        | 3-Pointers |      | Free throws |        | Rebounds |     |     |      | pf   | a  | t/o | blk | stl | pts | avg  |      |
|-------------------|----------|----|-----|--------|--------|------------|------|-------------|--------|----------|-----|-----|------|------|----|-----|-----|-----|-----|------|------|
|                   |          |    |     | fg-fga | pct    | 3fg-fga    | pct  | ft-flt      | pct    | off      | def | tot | avg  |      |    |     |     |     |     |      |      |
| UNC ASHEVILLE     | 11/08/13 | *  | 26  | 6-13   | .462   | 0-0        | .000 | 11-13       | .846   | 6        | 10  | 16  | 16.0 | 3    | 1  | 2   | 0   | 0   | 23  | 23.0 |      |
| NORTHERN KENTUCKY | 11/10/13 | *  | 29  | 6-7    | .857   | 0-1        | .000 | 10-14       | .714   | 5        | 9   | 14  | 15.0 | 2    | 3  | 2   | 1   | 0   | 22  | 22.5 |      |
| vs Michigan State | 11/12/13 | *  | 35  | 9-14   | .643   | 0-1        | .000 | 9-15        | .600   | 4        | 9   | 13  | 14.3 | 4    | 1  | 8   | 0   | 0   | 27  | 24.0 |      |
| ROBERT MORRIS     | 11/17/13 | *  | 28  | 5-9    | .556   | 0-0        | .000 | 0-1         | .000   | 5        | 10  | 15  | 14.5 | 1    | 2  | 3   | 2   | 0   | 10  | 20.5 |      |
| TEXAS-ARLINGTON   | 11/19/13 | *  | 29  | 7-12   | .583   | 0-1        | .000 | 8-10        | .800   | 5        | 5   | 10  | 13.6 | 3    | 4  | 2   | 2   | 0   | 22  | 20.8 |      |
| CLEVELAND STATE   | 11/25/13 | *  | 38  | 3-10   | .300   | 0-0        | .000 | 9-11        | .818   | 7        | 8   | 15  | 13.8 | 1    | 2  | 5   | 0   | 0   | 15  | 19.8 |      |
| EASTERN MICHIGAN  | 11/27/13 | *  | 22  | 5-10   | .500   | 0-1        | .000 | 4-4         | 1.000  | 6        | 4   | 10  | 13.3 | 2    | 0  | 5   | 0   | 0   | 14  | 19.0 |      |
| vs Providence     | 12/01/13 | *  | 34  | 4-10   | .400   | 0-0        | .000 | 4-7         | .571   | 0        | 8   | 8   | 12.6 | 3    | 4  | 2   | 0   | 1   | 12  | 18.1 |      |
| vs Baylor         | 12/06/13 | *  | 38  | 5-10   | .500   | 0-0        | .000 | 6-8         | .750   | 3        | 5   | 8   | 12.1 | 1    | 4  | 2   | 1   | 0   | 16  | 17.9 |      |
| BOISE STATE       | 12/10/13 | *  | 28  | 7-11   | .636   | 0-0        | .000 | 3-4         | .750   | 3        | 8   | 11  | 12.0 | 1    | 1  | 4   | 1   | 0   | 17  | 17.8 |      |
| at North Carolina | 12/14/13 | *  | 29  | 3-9    | .333   | 0-0        | .000 | 5-6         | .833   | 0        | 5   | 5   | 11.4 | 4    | 0  | 4   | 1   | 0   | 11  | 17.2 |      |
| BELMONT           | 12/21/13 | *  | 28  | 8-10   | .800   | 0-1        | .000 | 13-19       | .684   | 2        | 8   | 10  | 11.3 | 5    | 0  | 1   | 1   | 0   | 29  | 18.2 |      |
| LOUISVILLE        | 12/28/13 | *  | 21  | 7-8    | .875   | 0-1        | .000 | 3-6         | .500   | 1        | 2   | 3   | 10.6 | 1    | 0  | 2   | 0   | 0   | 17  | 18.1 |      |
| MISSISSIPPI STATE | 01/08/14 | *  | 21  | 3-7    | .429   | 0-1        | .000 | 2-4         | .500   | 6        | 8   | 14  | 10.9 | 3    | 1  | 1   | 0   | 0   | 8   | 17.4 |      |
| at Vanderbilt     | 01/11/14 | *  | 25  | 3-10   | .300   | 0-0        | .000 | 1-2         | .500   | 6        | 5   | 11  | 10.9 | 0    | 0  | 4   | 0   | 2   | 7   | 16.7 |      |
| at Arkansas       | 01/14/14 | *  | 32  | 5-11   | .455   | 0-0        | .000 | 10-14       | .714   | 6        | 8   | 14  | 11.1 | 4    | 0  | 5   | 2   | 0   | 20  | 16.9 |      |
| Totals            |          |    | 16  | 463    | 86-161 | .534       | 0-7  | .000        | 98-138 | .710     | 65  | 112 | 177  | 11.1 | 38 | 23  | 52  | 11  | 3   | 270  | 16.9 |

Games played: 16  
Minutes/game: 28.9  
Points/game: 16.9  
FG Pct: 53.4  
3FG Pct: 0.0  
FT Pct: 71.0

Rebounds/game: 11.1  
Assists/game: 1.4  
Turnovers/game: 3.3  
Assist/turnover ratio: 0.4  
Steals/game: 0.2  
Blocks/game: 0.7

**#35 Willis, Derek**

| Opponent          | Date     | gs | min | Total  |      | 3-Pointers |      | Free throws |       | Rebounds |     |     |     | pf  | a | t/o | blk | stl | pts | avg |     |
|-------------------|----------|----|-----|--------|------|------------|------|-------------|-------|----------|-----|-----|-----|-----|---|-----|-----|-----|-----|-----|-----|
|                   |          |    |     | fg-fga | pct  | 3fg-fga    | pct  | ft-fla      | pct   | off      | def | tot | avg |     |   |     |     |     |     |     |     |
| UNC ASHEVILLE     | 11/08/13 |    | 4   | 0-0    | .000 | 0-0        | .000 | 2-2         | 1.000 | 0        | 0   | 0   | 0.0 | 0   | 0 | 1   | 0   | 0   | 2   | 2.0 |     |
| NORTHERN KENTUCKY | 11/10/13 |    | 6   | 1-2    | .500 | 1-2        | .500 | 3-6         | .500  | 0        | 2   | 2   | 1.0 | 0   | 0 | 2   | 0   | 0   | 6   | 4.0 |     |
| ROBERT MORRIS     | 11/17/13 |    | 4   | 1-2    | .500 | 0-0        | .000 | 4-4         | 1.000 | 0        | 1   | 1   | 1.0 | 0   | 0 | 0   | 0   | 0   | 6   | 4.7 |     |
| TEXAS-ARLINGTON   | 11/19/13 |    | 2   | 0-0    | .000 | 0-0        | .000 | 0-0         | .000  | 0        | 0   | 0   | 0.8 | 0   | 0 | 0   | 0   | 0   | 0   | 3.5 |     |
| vs Providence     | 12/01/13 |    | 1   | 0-0    | .000 | 0-0        | .000 | 0-0         | .000  | 0        | 0   | 0   | 0.6 | 0   | 0 | 0   | 0   | 0   | 0   | 2.8 |     |
| at North Carolina | 12/14/13 |    | 1   | 0-0    | .000 | 0-0        | .000 | 0-0         | .000  | 0        | 0   | 0   | 0.5 | 0   | 0 | 0   | 0   | 0   | 0   | 2.3 |     |
| BELMONT           | 12/21/13 |    | 3   | 0-0    | .000 | 0-0        | .000 | 0-0         | .000  | 0        | 1   | 1   | 0.6 | 0   | 0 | 0   | 0   | 0   | 0   | 2.0 |     |
| MISSISSIPPI STATE | 01/08/14 |    | 3   | 0-1    | .000 | 0-1        | .000 | 0-0         | .000  | 0        | 1   | 1   | 0.6 | 0   | 0 | 0   | 0   | 0   | 0   | 1.8 |     |
| at Vanderbilt     | 01/11/14 |    | 6   | 0-2    | .000 | 0-2        | .000 | 0-0         | .000  | 1        | 0   | 1   | 0.7 | 0   | 0 | 0   | 0   | 1   | 0   | 1.6 |     |
| Totals            |          |    | 0   | 30     | 2-7  | .286       | 1-5  | .200        | 9-12  | .750     | 1   | 5   | 6   | 0.7 | 0 | 0   | 3   | 0   | 1   | 14  | 1.6 |

Games played: 9  
Minutes/game: 3.3  
Points/game: 1.6  
FG Pct: 28.6  
3FG Pct: 20.0  
FT Pct: 75.0

Rebounds/game: 0.7  
Turnovers/game: 0.3  
Steals/game: 0.1

**2013-14 UK Basketball**  
**Kentucky Individual Game-by-Game (as of Jan 15, 2014)**  
**All games**

**#44 Johnson, Dakari**

| Opponent          | Date     | gs | min | Total  |       | 3-Pointers |      | Free throws |       | Rebounds |     |     |     | pf | a | t/o | blk | stl | pts | avg |
|-------------------|----------|----|-----|--------|-------|------------|------|-------------|-------|----------|-----|-----|-----|----|---|-----|-----|-----|-----|-----|
|                   |          |    |     | fg-fga | pct   | 3fg-fga    | pct  | ft-fa       | pct   | off      | def | tot | avg |    |   |     |     |     |     |     |
| UNC ASHEVILLE     | 11/08/13 |    | 9   | 2-5    | .400  | 0-0        | .000 | 1-2         | .500  | 0        | 1   | 1   | 1.0 | 4  | 0 | 0   | 0   | 0   | 5   | 5.0 |
| NORTHERN KENTUCKY | 11/10/13 |    | 17  | 2-4    | .500  | 0-0        | .000 | 3-5         | .600  | 1        | 3   | 4   | 2.5 | 0  | 1 | 1   | 1   | 0   | 7   | 6.0 |
| vs Michigan State | 11/12/13 |    | 14  | 1-2    | .500  | 0-0        | .000 | 0-3         | .000  | 2        | 3   | 5   | 3.3 | 4  | 0 | 0   | 0   | 0   | 2   | 4.7 |
| ROBERT MORRIS     | 11/17/13 |    | 13  | 2-3    | .667  | 0-0        | .000 | 4-5         | .800  | 2        | 1   | 3   | 3.3 | 3  | 0 | 1   | 0   | 0   | 8   | 5.5 |
| TEXAS-ARLINGTON   | 11/19/13 |    | 13  | 4-7    | .571  | 0-0        | .000 | 0-2         | .000  | 4        | 4   | 8   | 4.2 | 1  | 0 | 1   | 1   | 0   | 8   | 6.0 |
| CLEVELAND STATE   | 11/25/13 |    | 7   | 0-0    | .000  | 0-0        | .000 | 0-0         | .000  | 1        | 1   | 2   | 3.8 | 1  | 0 | 0   | 0   | 0   | 0   | 5.0 |
| EASTERN MICHIGAN  | 11/27/13 |    | 10  | 4-5    | .800  | 0-0        | .000 | 2-4         | .500  | 4        | 3   | 7   | 4.3 | 2  | 0 | 0   | 0   | 0   | 10  | 5.7 |
| vs Providence     | 12/01/13 |    | 4   | 0-1    | .000  | 0-0        | .000 | 1-2         | .500  | 1        | 2   | 3   | 4.1 | 2  | 0 | 1   | 0   | 0   | 1   | 5.1 |
| vs Baylor         | 12/06/13 |    | 4   | 0-1    | .000  | 0-0        | .000 | 0-0         | .000  | 1        | 0   | 1   | 3.8 | 0  | 0 | 0   | 0   | 0   | 0   | 4.6 |
| BOISE STATE       | 12/10/13 |    | 11  | 0-0    | .000  | 0-0        | .000 | 0-0         | .000  | 0        | 1   | 1   | 3.5 | 1  | 0 | 0   | 0   | 0   | 0   | 4.1 |
| at North Carolina | 12/14/13 |    | 7   | 1-4    | .250  | 0-0        | .000 | 0-0         | .000  | 2        | 1   | 3   | 3.5 | 3  | 0 | 1   | 0   | 0   | 2   | 3.9 |
| LOUISVILLE        | 12/28/13 |    | 8   | 0-1    | .000  | 0-0        | .000 | 0-0         | .000  | 1        | 0   | 1   | 3.3 | 0  | 1 | 0   | 0   | 0   | 0   | 3.6 |
| MISSISSIPPI STATE | 01/08/14 |    | 8   | 4-4    | 1.000 | 0-0        | .000 | 0-2         | .000  | 1        | 0   | 1   | 3.1 | 1  | 0 | 0   | 0   | 0   | 8   | 3.9 |
| at Vanderbilt     | 01/11/14 |    | 9   | 1-2    | .500  | 0-0        | .000 | 2-2         | 1.000 | 1        | 0   | 1   | 2.9 | 3  | 0 | 1   | 0   | 0   | 4   | 3.9 |
| at Arkansas       | 01/14/14 |    | 9   | 1-2    | .500  | 0-0        | .000 | 2-4         | .500  | 2        | 2   | 4   | 3.0 | 2  | 1 | 0   | 1   | 0   | 4   | 3.9 |
| Totals            |          | 0  | 143 | 22-41  | .537  | 0-0        | .000 | 15-31       | .484  | 23       | 22  | 45  | 3.0 | 27 | 3 | 6   | 3   | 0   | 59  | 3.9 |

Games played: 15  
Minutes/game: 9.5  
Points/game: 3.9  
FG Pct: 53.7  
FT Pct: 48.4

Rebounds/game: 3.0  
Assists/game: 0.2  
Turnovers/game: 0.4  
Assist/turnover ratio: 0.5  
Blocks/game: 0.2

**#TM TEAM**

| Opponent          | Date     | gs | min | Total  |      | 3-Pointers |      | Free throws |      | Rebounds |     |     |     | pf | a | t/o | blk | stl | pts | avg |
|-------------------|----------|----|-----|--------|------|------------|------|-------------|------|----------|-----|-----|-----|----|---|-----|-----|-----|-----|-----|
|                   |          |    |     | fg-fga | pct  | 3fg-fga    | pct  | ft-fa       | pct  | off      | def | tot | avg |    |   |     |     |     |     |     |
| UNC ASHEVILLE     | 11/08/13 |    | 0   | 0-0    | .000 | 0-0        | .000 | 0-0         | .000 | 0        | 2   | 2   | 2.0 | 0  | 0 | 0   | 0   | 0   | 0   | 0.0 |
| NORTHERN KENTUCKY | 11/10/13 |    | 0   | 0-0    | .000 | 0-0        | .000 | 0-0         | .000 | 0        | 1   | 1   | 1.5 | 0  | 0 | 0   | 0   | 0   | 0   | 0.0 |
| vs Michigan State | 11/12/13 |    | 0   | 0-0    | .000 | 0-0        | .000 | 0-0         | .000 | 0        | 0   | 0   | 1.0 | 0  | 0 | 0   | 0   | 0   | 0   | 0.0 |
| ROBERT MORRIS     | 11/17/13 |    | 0   | 0-0    | .000 | 0-0        | .000 | 0-0         | .000 | 0        | 0   | 0   | 0.8 | 0  | 0 | 0   | 0   | 0   | 0   | 0.0 |
| TEXAS-ARLINGTON   | 11/19/13 |    | 0   | 0-0    | .000 | 0-0        | .000 | 0-0         | .000 | 1        | 3   | 4   | 1.4 | 0  | 0 | 0   | 0   | 0   | 0   | 0.0 |
| CLEVELAND STATE   | 11/25/13 |    | 0   | 0-0    | .000 | 0-0        | .000 | 0-0         | .000 | 3        | 3   | 6   | 2.2 | 0  | 0 | 0   | 0   | 0   | 0   | 0.0 |
| EASTERN MICHIGAN  | 11/27/13 |    | 0   | 0-0    | .000 | 0-0        | .000 | 0-0         | .000 | 2        | 2   | 4   | 2.4 | 0  | 0 | 0   | 0   | 0   | 0   | 0.0 |
| vs Providence     | 12/01/13 |    | 0   | 0-0    | .000 | 0-0        | .000 | 0-0         | .000 | 2        | 4   | 6   | 2.9 | 0  | 0 | 1   | 0   | 0   | 0   | 0.0 |
| vs Baylor         | 12/06/13 |    | 0   | 0-0    | .000 | 0-0        | .000 | 0-0         | .000 | 3        | 0   | 3   | 2.9 | 0  | 0 | 0   | 0   | 0   | 0   | 0.0 |
| BOISE STATE       | 12/10/13 |    | 0   | 0-0    | .000 | 0-0        | .000 | 0-0         | .000 | 1        | 4   | 5   | 3.1 | 0  | 0 | 1   | 0   | 0   | 0   | 0.0 |
| at North Carolina | 12/14/13 |    | 0   | 0-0    | .000 | 0-0        | .000 | 0-0         | .000 | 0        | 1   | 1   | 2.9 | 1  | 0 | 0   | 0   | 0   | 0   | 0.0 |
| BELMONT           | 12/21/13 |    | 0   | 0-0    | .000 | 0-0        | .000 | 0-0         | .000 | 1        | 3   | 4   | 3.0 | 0  | 0 | 0   | 0   | 0   | 0   | 0.0 |
| LOUISVILLE        | 12/28/13 |    | 0   | 0-0    | .000 | 0-0        | .000 | 0-0         | .000 | 2        | 2   | 4   | 3.1 | 0  | 0 | 0   | 0   | 0   | 0   | 0.0 |
| MISSISSIPPI STATE | 01/08/14 |    | 0   | 0-0    | .000 | 0-0        | .000 | 0-0         | .000 | 2        | 2   | 4   | 3.1 | 0  | 0 | 0   | 0   | 0   | 0   | 0.0 |
| at Vanderbilt     | 01/11/14 |    | 0   | 0-0    | .000 | 0-0        | .000 | 0-0         | .000 | 1        | 1   | 2   | 3.1 | 0  | 0 | 0   | 0   | 0   | 0   | 0.0 |
| at Arkansas       | 01/14/14 |    | 0   | 0-0    | .000 | 0-0        | .000 | 0-0         | .000 | 3        | 3   | 6   | 3.3 | 0  | 0 | 1   | 0   | 0   | 0   | 0.0 |
| Totals            |          | 0  | 0   | 0-0    | .000 | 0-0        | .000 | 0-0         | .000 | 21       | 31  | 52  | 3.3 | 1  | 0 | 3   | 0   | 0   | 0   | 0.0 |

Games played: 16

Rebounds/game: 3.3  
Turnovers/game: 0.2

**2013-14 UK Basketball**  
**Kentucky Points-Rebounds-Assists (as of Jan 15, 2014)**  
**All games**

| Opponent          | Date     | Score  |   | 00         | 01         | 02         | 03         | 04       | 05         | 15         |
|-------------------|----------|--------|---|------------|------------|------------|------------|----------|------------|------------|
|                   |          |        |   | LEE,MARCUS | YOUNG,JAME | HARRISON,A | POLSON,JAR | HOOD,JON | HARRISON,A | CAULEY-STE |
| UNC ASHEVILLE     | 11/08/13 | 89-57  | w | 17-1-0     | 11-4-1     | 10-5-0     | 0-0-0      | 0-0-1    | 8-0-5      | 3-6-4      |
| NORTHERN KENTUCKY | 11/10/13 | 93-63  | w | 3-6-0      | 5-1-1      | 16-1-1     | 0-0-0      | 5-1-1    | 13-2-2     | 7-11-0     |
| vs Michigan State | 11/12/13 | 74-78  | L | 0-1-0      | 19-4-2     | 3-1-2      | DNP        | DNP      | 11-1-3     | 5-7-0      |
| ROBERT MORRIS     | 11/17/13 | 87-49  | w | 2-3-1      | 10-3-2     | 28-4-3     | 0-0-1      | 0-0-1    | 8-8-2      | 7-13-2     |
| TEXAS-ARLINGTON   | 11/19/13 | 105-76 | w | 10-2-0     | 26-2-3     | 5-2-2      | 0-0-1      | 2-0-0    | 15-3-6     | 14-10-1    |
| CLEVELAND STATE   | 11/25/13 | 68-61  | w | 2-1-0      | 9-5-3      | 11-1-0     | DNP        | DNP      | 12-0-5     | 11-4-0     |
| EASTERN MICHIGAN  | 11/27/13 | 81-63  | w | 2-3-0      | 6-6-4      | 22-7-2     | 0-0-0      | DNP      | 8-0-3      | 15-8-2     |
| vs Providence     | 12/01/13 | 79-65  | w | 0-0-0      | 18-3-1     | 15-3-4     | DNP        | DNP      | 8-2-1      | 15-8-1     |
| vs Baylor         | 12/06/13 | 62-67  | L | 0-2-0      | 14-2-1     | 15-2-6     | DNP        | DNP      | 7-1-6      | 8-3-2      |
| BOISE STATE       | 12/10/13 | 70-55  | w | DNP        | 21-9-0     | 13-4-1     | 0-0-0      | DNP      | 13-3-2     | 6-7-0      |
| at North Carolina | 12/14/13 | 77-82  | L | DNP        | 16-5-1     | 20-3-0     | 0-0-0      | DNP      | 17-6-7     | 5-12-1     |
| BELMONT           | 12/21/13 | 93-80  | w | 0-2-0      | 6-1-1      | 23-6-7     | 3-0-1      | DNP      | 7-2-0      | 16-7-1     |
| LOUISVILLE        | 12/28/13 | 73-66  | w | DNP        | 18-10-4    | 10-4-1     | DNP        | DNP      | 18-4-2     | 2-10-0     |
| MISSISSIPPI STATE | 01/08/14 | 85-63  | w | 2-0-1      | 26-10-5    | 5-2-3      | 0-0-0      | 0-0-1    | 8-2-2      | 12-4-1     |
| at Vanderbilt     | 01/11/14 | 71-62  | w | DNP        | 6-2-4      | 14-4-2     | 6-1-1      | DNP      | 10-8-4     | 15-6-0     |
| at Arkansas       | 01/14/14 | 85-87  | L | 1-1-0      | 23-6-2     | 16-1-1     | 0-2-1      | DNP      | 7-4-6      | 2-6-0      |

| Opponent          | Date     | Score  |   | 22         | 24         | 25         | 30         | 35         | 44         |
|-------------------|----------|--------|---|------------|------------|------------|------------|------------|------------|
|                   |          |        |   | POYTHRESS, | FLOREAL,EJ | HAWKINS,DO | RANDLE,JUL | WILLIS,DER | JOHNSON,DA |
| UNC ASHEVILLE     | 11/08/13 | 89-57  | w | 10-13-0    | DNP        | 0-1-0      | 23-16-1    | 2-0-0      | 5-1-0      |
| NORTHERN KENTUCKY | 11/10/13 | 93-63  | w | 9-7-2      | DNP        | 0-1-1      | 22-14-3    | 6-2-0      | 7-4-1      |
| vs Michigan State | 11/12/13 | 74-78  | L | 7-12-0     | DNP        | 0-0-0      | 27-13-1    | DNP        | 2-5-0      |
| ROBERT MORRIS     | 11/17/13 | 87-49  | w | 2-4-3      | 2-1-0      | 4-1-3      | 10-15-2    | 6-1-0      | 8-3-0      |
| TEXAS-ARLINGTON   | 11/19/13 | 105-76 | w | 0-4-1      | DNP        | 3-1-0      | 22-10-4    | 0-0-0      | 8-8-0      |
| CLEVELAND STATE   | 11/25/13 | 68-61  | w | 7-7-0      | DNP        | 1-1-0      | 15-15-2    | DNP        | 0-2-0      |
| EASTERN MICHIGAN  | 11/27/13 | 81-63  | w | 3-6-0      | DNP        | 1-1-0      | 14-10-0    | DNP        | 10-7-0     |
| vs Providence     | 12/01/13 | 79-65  | w | 5-1-0      | DNP        | 5-1-1      | 12-8-4     | 0-0-0      | 1-3-0      |
| vs Baylor         | 12/06/13 | 62-67  | L | 0-2-0      | DNP        | 2-1-0      | 16-8-4     | DNP        | 0-1-0      |
| BOISE STATE       | 12/10/13 | 70-55  | w | 0-3-1      | DNP        | 0-0-2      | 17-11-1    | DNP        | 0-1-0      |
| at North Carolina | 12/14/13 | 77-82  | L | 6-8-0      | DNP        | 0-1-0      | 11-5-0     | 0-0-0      | 2-3-0      |
| BELMONT           | 12/21/13 | 93-80  | w | 7-5-1      | DNP        | 2-4-3      | 29-10-0    | 0-1-0      | DNP        |
| LOUISVILLE        | 12/28/13 | 73-66  | w | 7-5-0      | DNP        | 1-3-0      | 17-3-0     | DNP        | 0-1-1      |
| MISSISSIPPI STATE | 01/08/14 | 85-63  | w | 12-4-2     | 0-0-0      | 4-2-2      | 8-14-1     | 0-1-0      | 8-1-0      |
| at Vanderbilt     | 01/11/14 | 71-62  | w | 9-4-0      | DNP        | 0-1-0      | 7-11-0     | 0-1-0      | 4-1-0      |
| at Arkansas       | 01/14/14 | 85-87  | L | 12-6-0     | DNP        | 0-0-0      | 20-14-0    | DNP        | 4-4-1      |