

KENTUCKY WILDCATS

EIGHT NATIONAL TITLES A PLAYERS FIRST PROGRAM FIRST PROGRAM TO 2,000 WINS

SCHEDULE/RESULTS (29-10, 12-6 SEC)

Date	Opponent	Result/Time
N. 1	TRANSYLVANIA (Exh.) [FSS]	W, 76-42
N. 4	MONTEVALLO (Exh.) [FSS]	W, 95-72
N. 8	UNC ASHEVILLE [FSS]	W, 89-57
N. 10	NORTHERN KENTUCKY [FSS]	W, 93-63
N. 12 ¹	vs. No. 2/2 Michigan State [ESPN]	L, 78-74
N. 17 ²	ROBERT MORRIS [ESPN2]	W, 87-49
N. 19 ²	UT ARLINGTON [CSS]	W, 105-76
N. 25 ²	CLEVELAND STATE [FSN]	W, 68-61
N. 27 ²	EASTERN MICHIGAN [FSS]	W, 81-63
D. 1 ³	vs. Providence [Fox Sports 1]	W, 79-65
D. 6 ⁴	vs. No. 20/20 Baylor [ESPN]	L, 67-62
D. 10	BOISE STATE [ESPN]	W, 70-55
D. 14	at No. 18/21 North Carolina [ESPN]	L, 82-77
D. 21	BELMONT [ESPNU]	W, 93-80
D. 28	No. 6/4 LOUISVILLE [CBS]	W, 73-66
J. 8	* MISSISSIPPI STATE [SEC]	W, 85-63
J. 11	* at Vanderbilt [CBS]	W, 71-62
J. 14	* at Arkansas [ESPN]	L, 87-85 OT
J. 18	* TENNESSEE [CBS]	W, 74-66
J. 21	* TEXAS A&M [ESPN]	W, 68-51
J. 25	* GEORGIA [SEC]	W, 79-54
J. 28	* at LSU [ESPN]	L, 87-82
F. 1	* at Missouri [CBS]	W, 84-79
F. 4	* OLE MISS [ESPNU]	W, 80-64
F. 8	* at Mississippi State [SEC]	W, 69-59
F. 12	* at Auburn [SEC]	W, 64-56
F. 15	* No. 3/4 FLORIDA [ESPN]	L, 69-59
F. 18	* at Ole Miss [ESPN]	W, 84-70
F. 22	* LSU [ESPN]	W, 77-76 OT
F. 27	* ARKANSAS [ESPN]	L, 71-67 OT
M. 1	* at South Carolina [ESPN]	L, 72-67
M. 4	* ALABAMA [ESPN]	W, 55-48
M. 8	* at No. 1/1 Florida [CBS]	L, 84-65
M. 14	* vs. LSU [SEC TV]	W, 85-67
M. 15	* vs. Georgia [ABC]	W, 70-58
M. 16	* vs. No. 1/1 Florida [ESPN]	L, 61-60
M. 21	* vs. Kansas State [CBS]	W, 56-49
M. 23	* vs. No. 2/2 Wichita State [CBS]	W, 78-76
M. 28	* vs. No. 5/3 Louisville [CBS]	W, 74-69
M. 30	* vs. No. 7/8 Michigan [CBS]	W, 75-72
A. 5	* vs. No. 12/15 Wisconsin [TBS]	W, 74-73
A. 7	* vs. No. 18/19 UConn [CBS]	8:09 p.m. ET

¹ State Farm Champions Classic (United Center, Chicago, Ill.);
² Keightley Classic (Rupp Arena, Lexington, Ky.); ³ Barclays Center (Brooklyn, N.Y.); ⁴ SEC/Big 12 Challenge (AT&T Stadium, Arlington, Texas); ⁵ SEC Tournament (Georgia Dome, Atlanta, Ga.); ⁶ NCAA Tournament Second and Third Rounds (Scottrade Center, St. Louis, Mo.); ⁷ NCAA Tournament Regionals (Lucas Oil Stadium, Indianapolis, Ind.); ⁸ NCAA Tournament Final Four (AT&T Stadium, Arlington, Texas)

No. 18/19 Connecticut (31-8, 12-6) vs.

RV/22 Kentucky (29-10, 12-6)

Monday, April 7 • 8:09 p.m. ET • AT&T Stadium (77,122) • Arlington, Texas

GAMECENTER

#8 Seed Kentucky Wildcats

Record: 29-10, 12-6 in SEC
 Rankings: RV (AP)/No. 22 (Coaches)
 Last Game: Defeated No. 12/15 Wisconsin, 74-73
 Head Coach: John Calipari
 Overall On-Court Record: 597-176 (.772)
 at UK: 152-36 (.809)
 Last Five Games: 5-0
 Calipari vs. Connecticut: 2-4
 All-Time Series vs. Connecticut: UConn leads 3-1
 Twitter: @KentuckyMBB

UK/IMG Radio Network

Talent: Tom Leach (PxP), Mike Pratt (Analyst)
 Sirius/XM Channel: TBA/TBA

#7 Seed Connecticut Huskies

Record: 31-8, 12-6 in AAC
 Rankings: No. 18 (AP)/No. 19 (Coaches)
 Last Game: Defeated No. 1/1 Florida, 63-53
 Head Coach: Kevin Ollie
 Overall On-Court Record: 51-18 (.739)
 at Connecticut: 51-18 (.739)
 Last Five Games: 5-0
 Ollie vs. Kentucky: First Meeting
 Last Meeting: UConn, 56-55 (4/2/2011)

Television Info

Network: CBS
 Talent: Jim Nantz (PxP), Greg Anthony (Analyst),
 Steve Kerr (Analyst), Tracy Wolfson (Sideline)

CAT SCRATCHES

- The Wildcats are in their 111th season of basketball and are the national leaders in total wins with 2,140.
- John Calipari coached teams are 130-38 (.774) in the months of March and April.
- The Wildcats advanced to their national-leading 53rd NCAA Tournament appearance. UK is 116-46 all-time in the NCAA Tournament. The 116 wins is the most of any program in the country.
- Kentucky has advanced to its 12th National title appearance in program history and second in the Calipari era.
- The Blue and White is 18-2 (.900) in tournament games under the direction of John Calipari.
- Calipari is 43-13 (.768) as a head coach in NCAA Tournament games. Calipari's winning percentage is first among active head coaches.
- Kentucky has the most NCAA Tournament wins of any school since 2010 with 18 (13 – Florida, 12 – Kansas, Louisville; 11 – Butler, Connecticut, Duke, Ohio State, Syracuse).
- UK has won 11-straight NCAA Tournament games. That's the most consecutive victories for a team in the NCAA Tournament since Florida won 12-straight en route to its national titles in 2006 and 2007.
- The Wildcats have trailed by nine or more points and come back to win in each of the last four outings. Kentucky have scored on its last possession in four-straight contests en route to the title game.
- The young Cats committed just four turnovers against Wisconsin. That's the fewest turnovers in any NCAA Tournament game in school history.
- The NCAA Championship game will feature the lowest two seeded teams to comprise an title contest in NCAA history.
- Julius Randle is four rebounds shy of tying Anthony Davis (415) for the most rebounds in school history for a freshman.

POSSIBLE STARTING LINEUP (BASED ON LAST GAME)

Aaron Harrison #2	Andrew Harrison #5	Dakari Johnson #44	Julius Randle #30	James Young #1
				
Fresh. - Guard 6-6 • 218 Richmond, Texas Pts. - 13.9 Rebs. - 2.9 Mins. - 32.4	Fresh. - Guard 6-6 • 215 Richmond, Texas Pts. - 10.9 Assts. - 3.9 Mins. - 31.5	Fresh. - Center 7-0 • 265 Brooklyn, N.Y. Pts. - 5.2 Rebs. - 3.9 Mins. - 13.8	Fresh. - Forward 6-9 • 250 Dallas, Texas Pts. - 15.1 Rebs. - 10.5 Mins. - 30.7	Fresh. - For./Gua. 6-6 • 215 Rochester Hills, Mich. Pts. - 14.2 Rebs. - 4.2 Mins. - 32.3

MEDIA INFORMATION

Numerical Roster

No.	Name	Pos.	Ht.	Wt.	Yr.	Exp.	Hometown (Previous School)
00	Marcus Lee	F	6-9	215	Fr.	HS	Antioch, Calif. (Deer Valley)
1	James Young	F/G	6-6	215	Fr.	HS	Rochester Hills, Mich. (Rochester)
2	Aaron Harrison	G	6-6	218	Fr.	HS	Richmond, Texas (Travis)
3	Jarrold Polson	G	6-2	182	Sr.	3L	Wilmore, Ky. (West Jessamine)
4	Jon Hood	G	6-7	215	Sr.	3L	Madisonville, Ky. (North Hopkins)
5	Andrew Harrison	G	6-6	215	Fr.	HS	Richmond, Texas (Travis)
13	Sam Malone	G	5-11	185	Jr.	2L	Scituate, Mass. (Scituate)
15	Willie Cauley-Stein	F	7-0	244	So.	1L	Olathe, Kan. (Northwest)
21	Tod Lanter	G	6-2	190	Jr.	1L	Lexington, Ky. (Gulf Coast St. CC)
22	Alex Poythress	F	6-8	239	So.	1L	Clarksville, Tenn. (Northeast)
24	EJ Floreal	G	6-3	195	Fr.	HS	Palo Alto, Calif. (Dunbar)
25	Dominique Hawkins	G	6-0	193	Fr.	HS	Richmond, Ky. (Madison Central)
30	Julius Randle	F	6-9	250	Fr.	HS	Dallas, Texas (Prestonwood Christian)
32	Brian Long	G	5-9	155	Jr.	2L	Dumont, N.J. (River Dell)
35	Derek Willis	F	6-9	205	Fr.	HS	Mt. Washington, Ky. (Bullitt East)
44	Dakari Johnson	C	7-0	265	Fr.	HS	Brooklyn, N.Y. (Montverde Academy)

Coaching Staff

Head Coach:	John Calipari (Clarion, 1983 - 5th season)
Assistant Coaches:	Orlando Antigua (Pittsburgh, 1995 - 5th season)
	Kenny Payne (Louisville, 2003 - 4th season)
	John Robic (Denison, 1986 - 5th season)
Special Asst. to Head Coach:	Rod Strickland (DePaul/Northeastern Illinois, 2013 - 5th season)
Coordinator of Performance:	Ray "Rock" Oliver (Kansas, 1986 - 2nd season)
Strength Coach:	Mike Malone (Mount Union College, 2001 - 3rd season)
Athletic Trainer:	Chris Simmons (Memphis, 2002 - 5th season)
Associate AD/Basketball Operations:	Chris Woolard (UCLA, 1997 - 3rd season)
Assistant Director of Basketball Operations:	Preston Spradlin (Alice Lloyd, 2009 - 4th season)

Social Media Guide

UK Athletics	@UKAthletics
Kentucky Basketball	@KentuckyMBB
John Calipari	@UKCoachCalipari
Willie Cauley-Stein	@TrillGeta15
EJ Floreal	@BouncyE_24
Aaron Harrison	@AaronICE2
Andrew Harrison	@DrewRoc5
Dominique Hawkins	@Dhawk_25
Jon Hood	@jonnlightning4
Dakari Johnson	@dslowmotion22
Tod Lanter	@tod_lanterIII
Marcus Lee	@SuperKingMe
Brian Long	@brianlong32
Sam Malone	@SamMaloneuk13
Jarrold Polson	@jpolson05
Alex Poythress	@AlextheGreat22
Julius Randle	@J30_RANDLE
Derek Willis	@derek_willis33
James Young	@James63Young

Pronunciation Guide

Willie Cauley-STEIN	(STINE)
EJ FLOREAL	(FLOOR-EE-AL)
DOMINIQUE Hawkins	(DOM-A-NEEK)
DAKARI Johnson	(DA-CAR-EE)
Alex POYTHRESS	(POY-THRESS)
John CALIPARI	(CAL-A-PEAR-EE)

Final Four Tournament Information

• • Site Headquarters • •

AT&T Stadium • Arlington, Texas

• • Media Hotel • •

Dallas Marriott City Center (650 N. Pearl St.); Dallas Marriott Suites Market Center (2493 N. Stemmons Fwy.)

• • Media Coordinator • •

David Worlock • NCAA Communications
dworlock@ncaa.org

• • UK Headquarters • •

Renaissance Dallas
2222 Stemmons Fwy.
Dallas, TX 75207
John Hayden, Deb Moore and Will Kindred, UK basketball media contacts, will reside at the team hotel.

• • UK Travel Schedule • •

UK will depart for Dallas on Wednesday.

• • Credential Pickup • •

All credentials must be claimed in person. Government-issued identification is required and security personnel will check all bags. Approved members of the media may claim credentials at the credential distribution trailer, located between Gates J and K outside of AT&T Stadium, at the following times:

Thursday, April 3	8 a.m. - 4:30 p.m. CT
Friday, April 4	9 a.m. - 4:30 p.m. CT
Saturday, April 5	11 a.m. - until end of first game
Sunday, April 6	10 a.m. - 1 p.m. CT
Monday, April 7	3 p.m. - 6 p.m. CT

• • Media Workroom • •

Media guides, participant releases, updated statistics and notes, and other information will be available in the media workroom at AT&T Stadium. The workroom hours are as follows.

Thursday, April 3	9 a.m. - 6 p.m. CT
Friday, April 4	8:15 a.m. - two hours after All-Star game

Saturday, April 5 11 a.m. - until four hours after last PC
Sunday, April 6 10 a.m. - 7 p.m. CT
Monday, April 7 11 a.m. - until four hours after last PC

• • Postgame News Conferences • •

Order of Appearance

The losing coach and student-athletes shall be scheduled in the interview room before the winning coach and student-athletes.

Participating Student-Athletes

The media coordinator, working with the sports information director and a designated pool reporter representing the USBWA, shall designate a minimum of two student-athletes and head coach to participate in the postgame news conference. Primary consideration will be given to student-athletes who had the biggest impact on the game.

John Hayden Associate Director



John.Hayden@uky.edu
859.257.3838 (work)
859.559.9399 (home)
Coach Calipari requests
Main Basketball Contact
@UKMR_JHayden

Deb Moore Assistant Director



Deb.Moore@uky.edu
859.257.3838 (work)
859.559.5781 (home)
MBB Player Requests
Secondary Contact
@UKMR_Deb

Will Kindred Student Assistant



Will.Kindred@uky.edu
859.396.9365 (home)
Secondary Contact

TV CHART



00

Marcus Lee


6-9 • 215 • Fr. • F
Antioch, Calif.
(Deer Valley)



1

James Young

6-6 • 215 • Fr. • 6/F
Rochester Hills,
Mich.
(Rochester)



2

Aaron Harrison

6-6 • 218 • Fr. • 6
Richmond, Texas
(Travis)



3

Jarrod Polson


6-2 • 182 • Sr. • 6
Wilmore, Ky.
(West Jessamine)



4

Jon Hood

6-7 • 215 • Sr. • 6
Madisonville, Ky.
(North Hopkins)



5

Andrew Harrison

6-6 • 215 • Fr. • 6
Richmond, Texas
(Travis)



13

Sam Malone

5-11 • 185 • Jr. • 6
Scituate, Mass.
(Scituate)



15

Willie Cauley-Stein

7-0 • 244 • So. • F
Olathe, Kan.
(Northwest)



21

Tod Lanter


6-2 • 190 • Jr. • 6
Lexington, Ky.
(Gulf Coast State CC)



22

Alex Poythress

6-8 • 239 • So. • F
Clarksville, Tenn.
(Northeast)



24

EJ Floreal

6-3 • 195 • Fr. • 6
Palo Alto, Calif.
(Dunbar)



25

Dominique Hawkins

6-0 • 193 • Fr. • 6
Richmond, Ky.
(Madison Central)



30

Julius Randle

6-9 • 250 • Fr. • F
Dallas, Texas
(Prestonwood Christian)



32

Brian Long


5-9 • 155 • Jr. • 6
Dumont, N.J.
(River Dell)



35

Derek Willis

6-9 • 205 • Fr. • F
Mt. Washington, Ky.
(Bullitt East)



44

Dakari Johnson

7-0 • 265 • Fr. • C
Brooklyn, N.Y.
(Montverde Academy)



John Calipari

Head Coach
Fifth Year at UK
(Clarion, '82)



Orlando Antigua

Assistant Coach
Fifth Year at UK
(Pittsburgh, '95)



Kenny Payne

Assistant Coach
Fourth Year at UK
(Louisville, '03)



John Robic

Assistant Coach
Fifth Year at UK
(Denison, '86)

THE POLLS

Associated Press
March 17

Rk.	Team (First Place Votes)
1	Florida (50)
2	Wichita State (15)
3	Virginia
4	Arizona
5	Louisville
6	Villanova
7	Michigan
8	Duke
9	Iowa State
10	Kansas
11	Michigan State
12	Wisconsin
13	San Diego State
14	Syracuse
15	Cincinnati
16	Creighton
17	New Mexico
18	Connecticut
19	North Carolina
20	UCLA
21	Oklahoma
22	Ohio State
23	Baylor
24	Virginia Commonwealth
25	Saint Louis

Others Receiving Votes:

Memphis, Gonzaga, **KENTUCKY**, Stephen F. Austin, Harvard, St. Joseph's, Texas, Oregon, Providence, Massachusetts, Tennessee, Western Michigan, North Carolina Central

Coaches
March 17

Rk.	Team (First Place Votes)
1	Florida (26)
2	Wichita State (6)
3	Louisville
4	Virginia
5	Arizona
6	Duke
7	Villanova
8	Michigan
9	Iowa State
10	Kansas
11	San Diego State
12	Syracuse
13	Michigan State
14	Cincinnati
15	Wisconsin
16	Creighton
17	New Mexico
18	North Carolina
19	Connecticut
20	Oklahoma
21	Saint Louis
22	KENTUCKY
23	UCLA
24	Ohio State
25	Virginia Commonwealth

Others Receiving Votes:

Memphis, Gonzaga, Baylor, Pittsburgh, Texas, Stephen F. Austin, St. Joseph's, Southern Methodist, Nebraska, Providence, Southern Mississippi, Harvard, Iowa, George Washington, Tulsa

THE SOUTHEASTERN CONFERENCE

SEC Standings
[Through April 5]

Team	SEC (Pct.)	GB	Overall (Pct.)
Florida	18-0 (1.000)	-	36-3 (.923)
Kentucky	12-6 (.667)	6.0	29-10 (.744)
Georgia	12-6 (.667)	6.0	20-14 (.588)
Tennessee	11-7 (.611)	7.0	24-13 (.649)
Arkansas	10-8 (.556)	8.0	22-12 (.647)
Ole Miss	9-9 (.500)	9.0	19-14 (.576)
LSU	9-9 (.500)	9.0	20-14 (.588)
Missouri	9-9 (.500)	9.0	23-12 (.657)
Texas A&M	8-10 (.444)	10.0	18-16 (.529)
Alabama	7-11 (.389)	11.0	13-19 (.406)
Vanderbilt	7-11 (.389)	11.0	15-16 (.484)
Auburn	6-12 (.333)	12.0	14-16 (.467)
S. Carolina	5-13 (.278)	13.0	14-20 (.412)
Miss. State	3-15 (.167)	14.0	14-19 (.424)

Upcoming Schedule

NCAA Final Four

Date	Time	Game	TV
4/7	8:09	Kentucky vs. UConn	CBS

^All times Eastern

Kentucky in the SEC Stats
as of April 5
[NCAA Rank]

CATEGORY	TEAM RANK [NATIONAL] (STAT)
Scoring	2nd [61st] (75.3)
Scoring Defense	6th [78th] (66.8)
Scoring Margin	4th [38th] (+8.5)
Free Throw %	8th [226th] (.684)
Field Goal %	3rd [125th] (.455)
Field Goal % Def.	6th [41st] (.411)
3-Pt. Field Goal %	9th [231st] (.333)
3-Pt. FG % Def.	5th [57th] (.322)
Rebounding Offense	1st (40.4)
Rebounding Defense	3rd (30.7)
Rebounding Margin	1st [2nd] (+9.7)
Blocked Shots	1st [8th] (5.9)
Assists	11th [265th] (11.2)
Steals	13th [307th] (4.7)
Turnover Margin	11th [273rd] (-1.3)
Assist/TO Ratio	9th [239th] (0.9)
Offensive Rebounds	1st [6th] (14.5)
Defensive Rebounds	3rd [18th] (25.9)
Defensive Rebound Pct.	3rd (.702)
Offensive Rebound Pct.	1st (.423)
3-Point FG Made	12th [279th] (5.1)

INDIVIDUAL RANK [NATIONAL] (STAT)

PLAYER	Scoring
Julius Randle	10th (15.1)
James Young	13th (14.2)
Aaron Harrison	15th (13.9)

Rebounding	
Julius Randle	2nd [7th] (10.5)
Willie Cauley-Stein.....	14th (6.1)

Assists	
Andrew Harrison.....	3rd [176th] (3.9)

Free Throw Percentage	
Aaron Harrison.....	9th [211th] (.794)

3-Point Percentage	
James Young.....	10th (.348)

Blocked Shots	
Willie Cauley-Stein.....	2nd [19th] (2.9)

Assist to Turnover Ratio	
Andrew Harrison	6th [241st] (1.5)

Offensive Rebounds	
Julius Randle	2nd [20th] (3.6)
Willie Cauley-Stein.....	t10th (2.5)

Defensive Rebounds	
Julius Randle	1st [9th] (7.0)

Minutes Played
Aaron Harrison..... 9th (32.4)

UK'S WEEKLY RANKINGS

DATE	AP	Coaches	RPI
Preseason	1	1	-
Nov. 11	1	1	-
Nov. 18	4	5	-
Nov. 25	3	4	-
Dec. 2	3	4	-
Dec. 9	11	10	-
Dec. 16	19	21	38
Dec. 23	18	18	22
Dec. 30	15	16	19
Jan. 6	14	16	25
Jan. 13	13	12	18
Jan. 20	14	14	13
Jan. 27	11	11	12
Feb. 3	18	14	13
Feb. 10	14	13	12
Feb. 17	18	16	14
Feb. 24	17	15	10
March 3	25	24	17
March 10	RV	RV	19
March 17	RV	22	17

SEASON & CAREER TOTALS

(Kentucky's record in such games ...)

Double-Figure Scoring

Player	2013-14	Career
Randle	33 (25-8)	33 (25-8)
Aa. Harrison	29 (22-7)	29 (22-7)
Young	28 (18-10)	28 (18-10)
Poythress	7 (5-2)	23 (18-5)
Cauley-Stein	10 (8-2)	21 (16-5)
An. Harrison	18 (13-5)	18 (13-5)
Johnson	4 (3-1)	4 (3-1)
Lee	3 (3-0)	3 (3-0)
Polson	0 (0-0)	3 (1-2)

20+ Point Games

Player	2013-14	Career
Aa. Harrison	8 (6-2)	8 (6-2)
Young	8 (6-2)	8 (6-2)
Poythress	0 (0-0)	6 (5-1)
Randle	6 (4-2)	6 (4-2)
An. Harrison	3 (2-1)	3 (2-1)
Cauley-Stein	0 (0-0)	1 (1-0)

15+ Point Games

Player	2013-14	Career
Randle	19 (15-4)	19 (15-4)
Aa. Harrison	18 (13-5)	18 (13-5)
Young	15 (9-6)	15 (9-6)
Poythress	1 (1-0)	12 (11-1)
Cauley-Stein	6 (5-1)	7 (6-1)
An. Harrison	7 (5-2)	7 (5-2)
Johnson	2 (1-1)	2 (1-1)
Lee	1 (1-0)	1 (1-0)

10+ Rebound Games

Player	2013-14	Career
Randle	26 (20-6)	26 (20-6)
Cauley-Stein	8 (5-3)	13 (8-5)
Poythress	2 (1-1)	4 (3-1)
Young	2 (2-0)	2 (2-0)

Double-Doubles

Player	2013-14	Career
Randle	24 (18-6)	24 (18-6)
Cauley-Stein	4 (2-2)	8 (4-4)
Poythress	1 (1-0)	2 (2-0)
Young	2 (2-0)	2 (2-0)
Johnson	1 (1-0)	1 (1-0)

3+ Steal Game

Player	2013-14	Career
Cauley-Stein	3 (3-0)	5 (5-0)
Aa. Harrison	3 (3-0)	3 (3-0)
Randle	2 (1-1)	2 (1-1)
An. Harrison	1 (0-1)	1 (0-1)

3+ Block Game

Player	2013-14	Career
Cauley-Stein	15 (11-4)	27 (21-6)
Johnson	3 (3-0)	3 (3-0)
Poythress	2 (1-1)	2 (1-1)
Lee	1 (1-0)	1 (1-0)

Scoring Leader

Player	2013-14	Career
Randle	12 (9-3)	12 (9-3)
Aa. Harrison	10 (7-3)	10 (7-3)
Young	9 (7-2)	9 (7-2)
Cauley-Stein	3 (2-1)	5 (3-2)
An. Harrison	5 (4-1)	5 (4-1)
Poythress	1 (1-0)	5 (4-1)
Johnson	1 (1-0)	1 (1-0)

Rebounding Leader

Player	2013-14	Career
Randle	30 (24-6)	30 (24-6)
Cauley-Stein	7 (4-3)	16 (9-7)
Poythress	2 (1-1)	8 (6-2)
Johnson	3 (3-0)	3 (3-0)
Young	2 (1-1)	2 (1-1)
Aa. Harrison	1 (1-0)	1 (1-0)

Assists Leader

Player	2013-14	Career
An. Harrison	27 (18-9)	27 (18-9)
Young	8 (5-3)	8 (5-3)
Aa. Harrison	6 (4-2)	6 (4-2)
Polson	0 (0-0)	5 (3-2)
Poythress	1 (1-0)	4 (3-1)
Randle	4 (4-0)	4 (4-0)
Cauley-Stein	0 (0-0)	2 (2-0)
Hawkins	2 (2-0)	2 (2-0)

NCAA Tournament History

- Since 1992, the Wildcats are 112-31 (.783) in post-season play (SEC, NIT and NCAA).
- Kentucky has advanced to its 12th appearance in the NCAA Title game.
- UK is 9-2 in the national semifinal games and 2-1 under John Calipari.
- Kentucky is 3-0 in tournament games played in Dallas with both prior wins coming in the 1996 Tournament's opening two rounds.
- Connecticut owns a 3-1 all-time mark against UK including 2-0 in the NCAA Tournament.
- The Blue and White is 18-2 (.900) in tournament games under the direction of John Calipari.
- Calipari is 43-13 (.768) as a head coach in NCAA Tournament games. That winning percentage ranks first among active coaches.
- Calipari-coached teams have appeared in three of the last four Final Fours and is the first such school to achieve that feat since UCLA from 2006-08.
- Calipari has led UK to three Final Fours in four years and leads the country with four Final Four appearances since 2008.

2014 NCAA Tournament Notes

- Kentucky is the first team ever to win four-straight games by five points or fewer in a single NCAA Tournament.
- UK is second team (2012 Kansas) to win four-straight games in an NCAA Tournament after not leading at halftime.
- According to ESPN Stats, with 3:00 minutes remaining during NCAA Tournament, Kentucky is +21 with score within three points (-16 in the regular season). UK is also shooting 60% and holding opponents to 25% on field goals in NCAA Tournament over the final three minutes in a three-point game.
- Calipari is making his fifth Final Four appearance, which is tied for the ninth most by a coach all-time.
- This is his third appearance in the NCAA title game. He's 1-1 in such contests.
- Under Calipari, the Wildcats have won 11-straight NCAA Tournament games, the longest streak since Florida won 12 straight in 2006 and 2007.
- Calipari coached teams have appeared in four of the last seven Final Fours.
- Calipari is averaging 30 wins per season while leading the Wildcats and he's three wins shy of becoming the 29th coach in Division I history to amass 600 wins.
- UK is the first team in history to eliminate three teams from the previous Final Four (Wichita State, Louisville, Michigan).
- Kentucky is the third team since seeding began in 1979 to eliminate an unbeaten team (Wichita State).

Victory over Wisconsin

- With the win over Wisconsin, UK has now won five games in the NCAA Tournament with a total margin of victory at 18 points. That's the lowest margin of victory for any NCAA title game participant in the history of the tournament.

UK'S RECORD WHEN

KENTUCKY RECORD	ALL	SEC
Leading at halftime:	21-2	10-1
Tied at the half:	1-0	0-0
Trailing at halftime:	7-8	2-5
Shoot 50% or higher:	13-0	4-0
Shoot less than 50%:	16-10	8-6
Shoot higher % than opp.:	24-2	9-2
Shoot lower % than opp.:	5-8	3-4
Opp. shoot worse than 50%:	26-8	10-4
Opp. shoot 50% or higher:	3-2	2-2
Score less than 60 points:	2-1	1-1
Score 60-69 points:	4-5	3-3
Score 70-79 points:	12-2	4-0
Score 80-89 points:	8-2	4-2
Score 90-99 points:	2-0	0-0
Score 100+ points:	1-0	0-0
Opp. score less than 60 pts.:	10-0	5-0
Opp. score 60-69 pts.:	11-3	4-1
Opp. score 70-79 pts.:	7-3	3-2
Opp. score 80-89 points:	1-4	0-3
Opp. score 90-99 points:	0-0	0-0
Opp. score 100+ points:	0-0	0-0
Outrebounded opponent:	26-7	9-5
Outrebounded by opponent:	2-3	2-1
Equal number of rebounds:	1-0	1-0
Fewer turnovers than opp.:	12-2	8-1
Same turnovers as opp.:	2-0	0-0
More turnovers than opp.:	15-8	4-5
Make 8 or more 3-pointers:	4-2	1-1
Make 7 or fewer 3-pointers:	25-8	11-5
Games decided by 5 or fewer:	6-8	2-4
Overtime games:	1-2	1-2
On CBS:	8-1	3-1
On TBS:	1-0	0-0
On ESPN/ESPN2/ESPNU:	8-9	5-5
On Fox Sports1:	1-0	0-0
On SEC TV:	5-0	4-0
On ABC:	1-0	0-0
On FSN:	4-0	0-0
On CSS:	1-0	0-0
vs. SEC at Home:	7-2	7-2
vs. SEC on Road:	5-4	5-4
Games vs. ranked opp.:	5-6	0-2
Games following a loss:	9-1	4-1
Games following a win:	19-9	8-5
More points in the paint:	24-4	8-4
Fewer/Same points in the paint:	5-6	4-2
More bench points than opp.:	17-3	10-2
Fewer or same bench pts.:	12-7	2-4
More 2nd-chance points:	24-5	10-3
Fewer or same 2nd chance pts.:	5-5	2-3
More or same points off TOs:	17-2	9-1
Fewer points off TOs:	12-8	3-5
On Monday:	1-0	0-0
On Tuesday:	6-3	4-2
On Wednesday:	3-0	2-0
On Thursday:	0-1	0-1
On Friday:	3-1	0-0
On Saturday:	11-4	6-3
On Sunday:	5-1	0-0
In November:	5-1	0-0
In December:	4-2	0-0
In January:	5-2	5-2
In February:	6-2	6-2
In March:	7-3	1-2
In April:	1-0	0-0

HONORING THE CATS

WILLIE CAULEY-STEIN

SEC All-Defensive Team (Coaches)
Breitbart Sports All-American Team
CBS Sports Preseason Third Team All-America
SEC Preseason Second Team All-SEC (Media)
SEC Preseason Second Team All-SEC (Coaches)
CollegeSportsMadness.com Preseason Second Team All-SEC

AARON HARRISON

Midwest Region NCAA All-Tournament Team
SEC All-Tournament Team
SEC Freshman of the Week (12/1, 12/23)
Wayman Tisdale Award Watch List

ANDREW HARRISON

Naismith Trophy Watch List
Bob Cousy Award Watch List
Wayman Tisdale Award Watch List
CBS Sports Preseason Third Team All-America
SEC Preseason Second Team All-SEC (Media)
SEC Preseason Second Team All-SEC (Coaches)
CollegeSportsMadness.com Preseason First Team All-SEC

JON HOOD

SEC Community Service Team

DAKARI JOHNSON

SEC Preseason Second Team All-SEC (Media)

MARCUS LEE

Midwest Region NCAA All-Tournament Team

JARROD POLSON

NABC AllState Good Works Team Nominee

ALEX POYTHRESS

CollegeSportsMadness.com Preseason Second Team All-SEC
SEC Preseason Second Team All-SEC (Coaches)

JULIUS RANDLE

Midwest Region NCAA All-Tournament Team
Lute Olson CollegeInsider All-America Team
USBWA Freshman All-America
SEC All-Tournament Team
SEC Freshman of the Year (Coaches)
All-SEC First Team (Coaches)
All-SEC Freshman Team (Coaches)
USBWA District IV All-Region Team
Naismith Player of the Year Finalist
Oscar Robertson National Player of the Year Finalist
Wayman Tisdale National Freshman of the Year Finalist
SEC Player of the Week (11/11/13; 2/24/14)
Oscar Robertson National Player of the Week (2/25)
Wayman Tisdale National Freshman of the Week (2/25)
SEC Freshman of the Week (11/27/14)
Wayman Tisdale Award Midseason Watch List
Oscar Robertson Trophy Midseason Watch List
Wooden Award Midseason Watch List Candidate
CollegeHoopsDaily.com Non-Conference All-SEC Team
CBS National Player of the Week (11/11/13)
CollegeSportsMadness.com SEC Player of the Week (11/11/13)
CollegeSportsMadness.com SEC Team of Month (Dec)
Naismith Trophy Watch List
Oscar Robertson Trophy Watch List
Wayman Tisdale Award Watch List
CBS Sports Preseason First Team All-America
NBC Sports Preseason First Team All-America
SEC Preseason Player of the Year (Media)
SEC Preseason First Team All-SEC (Media)
SEC Preseason First Team All-SEC (Coaches)
CollegeSportsMadness.com Preseason Freshman of the Year
CollegeSportsMadness.com Preseason First Team All-SEC

JAMES YOUNG

All-SEC Second Team (Coaches)
All-SEC Freshman Team (Coaches)
Wayman Tisdale Award Midseason Watch List
SEC Freshman of the Week (11/25; 12/30)
Andy Katz's National Player of the Week (12/30)
Wayman Tisdale Freshman of the Week (12/30)
Naismith Trophy Watch List
Wayman Tisdale Award Watch List
SEC Preseason Second Team All-SEC (Coaches)
NBC Sports Preseason All-America Honorable Mention

• Kentucky committed just four turnovers against the Badgers. Not only was that a season-low mark, it's the lowest mark in school history for any NCAA Tournament game.

• Freshman Aaron Harrison has knocked down the game-winning or tying 3-pointer with less than 39 seconds to go in the contest in three-straight games.

Kentucky Leads in NCAA Tournament Wins

Not only does Kentucky lead the nation in NCAA Tournament wins all-time (116), it also leads the country in wins in the tournament since 2010, when John Calipari first led the Blue and White into the Dance. Kentucky has the most wins of any school since 2010 with 18 (13 – Florida; 12 – Kansas, Louisville; 11 – Butler, Connecticut, Duke, Michigan State, Ohio State, Syracuse).

Calipari's NCAA Tournament Experience

Head coach John Calipari is making his 15th appearance in the tournament. He has amassed a 43-13 (.768) record which includes a national title (2012), a national runner-up finish (2008), five Final Fours, nine Elite Eight appearances and 11 Sweet 16 appearances. He is one of only two coaches to lead three different teams to the Final Four.

Calipari coached teams have appeared in seven of the last nine Elite 8s, four of the last seven Final Fours and two of the last three title games.

This is the third time in four seasons in which Calipari has led the Wildcats to the Final Four. He previously led both UMass and Memphis to Final Four appearances as well. Since 2008, a Calipari-coached team has advanced to the Final Four four times. That's the most of any coach during that span.

Of Calipari's 14 eliminations in the NCAA Tournament, he has only lost twice to double-digit seeds. He's never lost to a team seeded lower than 10th. In nine NCAA Tournaments since 2004, he has not lost to a seed lower than No. 3.

What's Trending Over the Last Five Games?

- Kentucky is 5-0, tying for the longest winning streak of the season for UK.
- Four players are averaging double-figures with Julius Randle leading the way at 15.8 ppg.
- Randle also leads the rebounding effort with an average of 10.6 boards per game.
- Kentucky is out-rebounding foes (35.2-26.2) and six players have double-digit boards.
- Andrew Harrison has 25 assists.
- Kentucky is shooting 48.0 percent from the floor and 39.7 from the 3-point arc.

Good Starts Key to Success, Although 3-0 in Postseason When Trailing at Halftime

For the season, Kentucky is 21-2 on the season when owning a halftime advantage including 1-0 in the NCAA Tournament. UK dropped

games to Baylor and Florida at home when owning the lead.

The Wildcats were 4-8 when trailing at the break during the regular season, but have garnered a 3-0 mark during the NCAA Tournament. UK trailed in games against Wichita State, Louisville and Wisconsin before coming back and earning the win. Kentucky is 1-0 when tied at the break.

Comeback Cats

In all five NCAA Tournament victories the Wildcats have trailed in the contest and come back to win.

Against Louisville, UK achieved its largest come-from-behind win of the season. The Cardinals held a 13-point advantage. It was the largest deficit for a win since trailing by 10 to Mississippi State in the opening game of the SEC season.

Kentucky faced a double-digit deficit again, as UK got behind by 10 to Michigan with 5:10 remaining in the opening half. Wichita State and Wisconsin both held nine-point leads during the opening half before UK clawed its way back for the last-minute victory.

Midwest NCAA Region All-Tournament Cats

Three freshmen were named to the NCAA's Midwest Regional All-Tournament team. Julius Randle was tabbed the Most Outstanding Player and joined by Aaron Harrison and Marcus Lee.

Youth in the NCAA Tournament

Entering the 2014 NCAA Tournament, only three current Wildcats had suited up in the NCAA Tournament: senior Jon Hood, junior Brian Long and senior Jarrod Polson. They had combined for 10 total minutes.

Hood was the only player with stats, registering five rebounds, four points and an assist, all amassed during the 2010 NCAA Tournament while he was a freshman.

According to Ken Pomeroy the Wildcats finished the season with an average age of 0.34 years making UK the youngest team in the country.

However, in each of the previous two NCAA Tournaments the two youngest teams in the field (Kentucky in 2012 and Michigan in 2013) advanced to the title game.

Randle Adds to Double-Double History

In a 19-point, 15-rebound effort in the win over Kansas State in the second round of the NCAA Tournament, freshman Julius Randle made history for the Wildcats. He registered his 21st double-double of the season to take hold of the single-season freshman record at Kentucky.

When he logged a 16-point, 11-rebound effort against Michigan in the Elite 8 he moved to second on the NCAA records list for freshman trailing only Marcus Beasley from Kansas State.

Randle Turns in NCAA Game for the Ages

Julius Randle had 13 points, 10 rebounds and a career-high six assists in the win over Wichita State. It is the first time a player had at least 10 points, 10 rebounds and five assists against a No. 1 seed in an NCAA Tournament game since Dwyane Wade turned the trick during the 2003 Tournament. Coincidentally, Wade achieved his mark vs. Kentucky.

Randle Named to All-America Teams

Freshmen Julius Randle was named a United States Basketball Writers Association Freshman All-America selection. He is the eighth player in the John Calipari era to earn Freshman All-America honors. He was also selected as a Collegian-Lite Olson All-America selection.

All-Tournament Cats

Freshmen Aaron Harrison and Julius Randle were named to the Southeastern Conference All-Tournament team. Harrison averaged a squad-best 17.3 points per game and shot .500 from the field. Randle logged 11.0 points and 11.3 rebounds per game.

Dishing Dimes

Freshman Andrew Harrison dished out 17 assists in UK's first two games of the SEC Tournament. It's the most assists for the Richmond, Texas, native in a two-game span in his career. In the opening game he set a career high with eight assists, before topping that mark with nine against Georgia. It was the first time since Marquis Teague during the 2012 season that a UK player had back-to-back games with eight or more assists. Furthermore, he passed Rajon Rondo for fourth place in the freshman record books for assists for a season.

Each of John Calipari's last four freshman point guards (Harrison, Teague, Knight, Wall) rank in the top four in UK's single-season freshman assist record books. All four amassed 125 or more assists in their freshman seasons.

Three-Mania

UK has the nation's second-longest active streak of consecutive games with a made 3-pointer and passed Vanderbilt with made 3-pointers in each of its two NCAA Tournament games. UK has hit a 3-pointer in 899 consecutive games. The Wildcats' last game without a 3-pointer came against Seton Hall on Nov. 26, 1988, a "three-point" loss in the Great Alaska Shootout. Through April 5, UK trails only UNLV. The Rebels' nation-leading streak is 908 games.

All-SEC Honors

Kentucky finished second in the Southeastern Conference standings and a bevy of honors have

turned in for the Cats:

Coaches

SEC Freshman of the Year - Julius Randle

First Team All-SEC - Julius Randle

Second Team All-SEC - James Young

SEC All-Freshman Team - Julius Randle, James Young

SEC All-Defensive Team - Willie Cauley-Stein

SEC Community Service Team - Jon Hood

• Julius Randle is the sixth Wildcat to win SEC Freshman of the Year.

• A Wildcat has received the honor in five-straight years (2010 - DeMarcus Cousins; 2011 - Terrence Jones; 2012 - Anthony Davis; 2013 - Nerlens Noel).

• Cauley-Stein is the sixth player in the last five seasons to earn All-SEC Defensive team accolades.

Wildcats Dominating the Paint

The Wildcats are scoring 53.6 percent of points per game from two-point range, with just 20.2 percent coming from long range. Kentucky's success in the paint is directly contributed to its offensive rebounding percentage which is second in the nation at a .423 clip. The Blue and White is averaging 15.5 second chance points per game on the year.

UK has out rebounded all but one (Florida) postseason opponent. That included a +11 rebounding margin against Wichita State which entered the game as one of the top defensive rebounding teams in the country. UK managed 10 offensive boards vs. the Shockers.

Kentucky pulled down 20 or more offensive rebounds in back-to-back contests against Arkansas and South Carolina. It was the first time since the 2012 Championship season a unit had pulled down 20 or more offensive boards when that team had 20 in consecutive games late in December and early January. UK hauled in a season-high 26 offensive rebounds against Arkansas on Feb. 27. That's the most offensive rebounds by a UK team since Dec. 27, 2000 when the Wildcats snagged 28 offensive boards in a win over High Point.

UK hauled in a season-high 26 offensive rebounds against Arkansas on Feb. 27. That's the most offensive rebounds by a UK team since Dec. 27, 2000 when the Wildcats snagged 28 offensive boards in a win over High Point.

Freshman History

UK's top four scoring leaders are all freshmen who have accumulated 425 or more points. Only one other team in the history of the NCAA has had four freshmen lead the team in scoring and produce 300 or more points. That team was Michigan's 'Fab Five' during the 1990-91 season.

Shot Blocker 'U'

KENTUCKY'S OPPONENTS

Opponent	Record	Conf. Finish
UNC Asheville	17-15	t5th
Northern Kentucky	9-21	t8th
Michigan State	29-9	t2nd
Robert Morris	22-14	1st
UT Arlington	15-17	t5th
Cleveland State	21-12	2nd
Eastern Michigan	22-15	6th
Providence	23-12	t3rd
Baylor	26-12	t6th
Boise State	21-13	t5th
North Carolina	24-10	t3rd
Belmont	26-10	1st
Louisville	31-6	t1st
Mississippi State	14-19	14th
Vanderbilt	15-16	t10th
Arkansas	22-11	5th
Tennessee	24-13	4th
Texas A&M	18-15	9th
Georgia	20-14	t2nd
LSU	20-14	t6th
Missouri	23-12	t6th
Ole Miss	19-14	t6th
Auburn	14-16	12th
Florida	36-3	1st
South Carolina	14-20	13th
Alabama	13-19	11th
Kansas State	20-13	5th
Wichita State	35-1	1st
Michigan	28-9	1st
Wisconsin	30-8	2nd

**Through April 5

UK IN THE CLUTCH

Free Throw Shooting Down the Stretch ...

Player	5-2:00	Under 2	OT
00 -Lee	0-1 (.000)	0-0 (.000)	0-0(.000)
1 - Young	2-10 (.200)	0-0 (.000)	2-2(1.000)
2 - Harrison	9-10 (.900)	8-8 (1.000)	2-2(1.000)
3 - Polson	0-0 (.000)	0-0 (.000)	0-0(.000)
4 - Hood	0-0 (.000)	0-0 (.000)	0-0(.000)
5 - Harrison	10-10 (1.000)	10-12 (.833)	2-2(1.000)
13 - Malone	0-0 (.000)	0-0 (.000)	0-0(.000)
15 - Cauley-Stein	2-2 (1.000)	1-2 (.500)	0-0(.000)
21 - Lanter	0-0 (.000)	0-0 (.000)	0-0(.000)
22 - Poythress	1-2 (.500)	1-2 (.500)	0-0(.000)
24 - Floreal	0-0 (.000)	0-0 (.000)	0-0(.000)
25 - Hawkins	0-0 (.000)	1-2 (.500)	0-0(.000)
30 - Randle	9-11 (.818)	11-15 (.733)	4-5(.800)
32 - Long	0-0 (.000)	0-0 (.000)	0-0(.000)
35 - Willis	0-0 (.000)	0-0 (.000)	0-0(.000)
44 - Johnson	0-1 (.000)	0-0 (.000)	0-0(.000)
Team Total	33-48 (.688)	32-41 (.780)	10-11(.909)

(final five minutes of regulation and overtime in a six-point game with five minutes remaining)

MISC. FACTS

Largest Halftime Lead
26, vs. Northern Kentucky (11/10/13)

Largest SEC Halftime Lead
17, at Ole Miss (2/18/14)

Largest Halftime Deficit
21, at Florida (3/8/14)

Largest SEC Halftime Deficit
21, at Florida (3/8/14)

Largest UK Lead
40, vs. Robert Morris (11/17/13)

Largest UK Lead in SEC
27, vs. Georgia (1/25/14)

Largest UK Deficit
22, at Florida (3/8/14)

Largest UK Deficit in SEC
22, at Florida (3/8/14)

Largest UK Deficit in a Win
13, vs. Louisville (3/28/14)

Largest UK Deficit in an SEC Win
10, vs. Mississippi State (1/8/14)

Largest UK Win
38, vs. Robert Morris (11/17/13)

Largest UK Win in SEC
25, vs. Georgia (1/25/14)

Largest UK Defeat
19, at Florida (3/8/14)

Largest UK Defeat in SEC
19, at Florida (3/8/14)

Most Consecutive UK Points
15, four times

Most Consecutive UK Points to Open Game
6, two times

Most Consecutive Opponent Points
10, two times

Most Consecutive Opponent Points to Open Game
10, vs. Michigan State (11/12/13)

Longest Winning Streak
5, two times

Current Streak
5 wins

Longest Losing Streak
2, (Feb. 27-March 1)

Largest Home Crowd
24,425 - Florida (2/15/14)

Largest Road Crowd
21,750 at North Carolina (12/14/13)

Largest Neutral Crowd
79,444 (AT&T Stadium) vs. Wisconsin (4/5/14)

With four rejections against Kansas State in the opening round of the NCAA Tournament, Willie Cauley-Stein moved into second place in the single-season standings for blocks. He now has 106 on the season. Only Anthony Davis (186) and Nerlens Noel (105) had more in a single year.

John Calipari has coached UK's top three shot blockers in three consecutive seasons, and that doesn't include Terrence Jones who had 72 blocks as a freshman which ranks as the 10th most in a single year in program history.

Cauley-Stein already has a hold on the most blocks in a single season for any sophomore in UK allure. The 7-0 sophomore has totaled 161 blocks in his career which is a mark that ranks sixth all-time in program history.

During a five-game stretch, he swatted the opponent's opening shot of the game four times (North Carolina, Boise State, Baylor and Providence).

In one of his personal record-setting nine-block performances, Cauley-Stein helped guide the Wildcats to a new accomplishment vs. Providence. The Friars shot 9-of-42 from two-point range and of those 33 misses, 11 were blocks, nine coming from the sophomore.

Winning Numbers 20 and 10

A win over Ole Miss gave UK its 58th 20-win season in program history, and fifth-straight under John Calipari. For the fifth time under Calipari the Wildcats have garnered 10 or more victories in conference action following the 84-70 win over Ole Miss. Kentucky has tallied 57 seasons with 10 or more league victories dating back to 1946-47.

Calipari has now coached a 20-win team in 20 consecutive seasons as a collegiate head coach. He leads all active coaches with that streak. Mike Krzyzewski (Duke) and Jim Boehim (Syracuse) have 18 and 17, respectively. Billy Donovan (Florida) and Bill Self (Kansas) have both notched 16-straight 20-win seasons.

Only Dean Smith's 27-consecutive seasons with 20 or more victories ranks more than Calipari's. Lute Olson also had 20 during his tenure at Arizona.

A Winning Institution

Both the University of Kentucky's men's and women's basketball teams posted a fifth-straight 20-win season in 2013-14. UK is one of just five institutions in the nation that has seen both its men's and women's basketball programs tally 20 or more wins in five consecutive seasons. UK joins BYU, Duke, Gonzaga, and Syracuse that have secured 20 win seasons in both men's and women's basketball beginning with the 2009-10 season.

The 15-0 Run on the Road

Twice this season Kentucky has mounted a 15-0

UK RUNS

UNC Asheville

10-0 (13-13 to 23-13)
11-0 (62-46 to 73-46)
10-1 (73-48 to 83-49)

Northern Kentucky

8-1 (0-0 to 8-1)
13-0 (16-10 to 29-10)
8-0 (30-15 to 38-15)
10-2 (38-20 to 48-22)
7-0 (50-30 to 57-30)

Michigan State

13-1 (46-59 to 59-60)

Robert Morris

17-2 (0-0 to 17-2)
12-2 (30-15 to 44-17)
13-0 (46-26 to 59-26)

UT Arlington

8-0 (6-4 to 14-4)
15-0 (28-25 to 40-25)
11-0 (57-44 to 68-44)

Cleveland State

9-0 (10-19 to 19-20)
7-0 (38-47 to 44-47)
12-0 (44-54 to 56-54)
9-0 (56-57 to 65-57)

Eastern Michigan

7-0 (44-38 to 51-38)
7-0 (72-58 to 79-58)

Providence

8-0 (39-38 to 47-38)
10-2 (47-43 to 57-45)
10-2 (59-50 to 69-52)

Baylor

None

Boise State

9-0 (13-14 to 22-14)
14-2 (48-41 to 62-43)

North Carolina

None

Belmont

9-0 (32-41 to 41-41)
7-0 (70-65 to 77-65)

Louisville

12-2 (0-8 to 12-10)
7-0 (19-21 to 26-21)
7-0 (28-25 to 34-25)
9-1 (51-52 to 60-53)

Mississippi State

14-2 (8-18 to 22-20)
7-0 (47-47 to 54-47)
20-2 (54-51 to 74-53)

Vanderbilt

9-0 (4-6 to 15-6)
7-0 (23-20 to 30-20)

Arkansas

10-0 (37-28 to 37-38)

Tennessee

10-2 (24-30 to 34-32)

Texas A&M

7-0 (18-15 to 25-15)
7-0 (37-33 to 44-33)
7-0 (48-38 to 55-38)

Georgia

13-0 (12-10 to 25-10)
7-0 (37-31 to 44-31)
12-0 (51-39 to 63-39)
9-1 (68-50 to 77-51)

LSU

8-0 (11-25 to 19-25)

Missouri

7-0 (28-26 to 35-26)

Ole Miss

7-0 (43-41 to 50-41)

Mississippi State

7-0 (23-21 to 30-21)

Auburn

11-2 (39-40 to 50-42)

Florida

7-0 (34-36 to 41-36)

Ole Miss

8-0 (0-2 to 8-2)
15-0 (10-11 to 25-11)

LSU

13-0 (0-6 to 13-6)
8-1 (35-40 to 43-41)

Arkansas

9-0 (2-7 to 11-7)
14-2 (43-50 to 57-52)

South Carolina

14-2 (55-39 to 57-53)

Alabama

15-2 (28-32 to 43-34)

Florida

7-0 (9-20 to 16-20)
15-0 (32-53 to 47-53)

LSU

14-0 (14-22 to 26-22)
11-1 (26-24 to 37-25)
7-0 (42-33 to 49-33)
7-0 (52-49 to 59-49)
7-0 (69-59 to 76-59)

Georgia

7-0 (5-2 to 12-2)
7-0 (46-43 to 53-43)

Florida

14-0 (39-54 to 53-54)

Kansas State

14-2 (5-6 to 19-10)
7-0 (35-33 to 42-33)

Wichita State

10-0 (31-40 to 41-40)

Louisville

15-3 (59-66 to 74-69)

Michigan

8-0 (22-32 to 30-32)
11-0 (51-55 to 62-55)

Wisconsin

15-0 (36-43 to 51-43)

GAME BY GAME STARTING LINEUPS

UNC Asheville	Cauley-Stein	Aa. Harrison	An. Harrison	Randle	Young (1-0)
Northern Kentucky	Cauley-Stein	Aa. Harrison	An. Harrison	Randle	Young (2-0)
Michigan State	Cauley-Stein	Aa. Harrison	An. Harrison	Randle	Young (2-1)
Robert Morris	Aa. Harrison	An. Harrison	Lee	Randle	Young (1-0)
UT Arlington	Aa. Harrison	An. Harrison	Lee	Randle	Young (2-0)
Cleveland State	Aa. Harrison	An. Harrison	Lee	Randle	Young (3-0)
Eastern Michigan	Aa. Harrison	An. Harrison	Lee	Randle	Young (4-0)
Providence	Cauley-Stein	Aa. Harrison	An. Harrison	Randle	Young (3-1)
Baylor	Cauley-Stein	Aa. Harrison	An. Harrison	Randle	Young (3-2)
Boise State	Cauley-Stein	Aa. Harrison	An. Harrison	Randle	Young (4-2)
North Carolina	Cauley-Stein	Aa. Harrison	An. Harrison	Randle	Young (4-3)
Belmont	Cauley-Stein	Aa. Harrison	An. Harrison	Randle	Young (5-3)
Louisville	Cauley-Stein	Aa. Harrison	An. Harrison	Randle	Young (6-3)
Mississippi State	Cauley-Stein	Aa. Harrison	An. Harrison	Randle	Young (7-3)
Vanderbilt	Cauley-Stein	Aa. Harrison	An. Harrison	Randle	Young (8-3)
Arkansas	Cauley-Stein	Aa. Harrison	An. Harrison	Randle	Young (8-4)
Tennessee	Cauley-Stein	Aa. Harrison	An. Harrison	Randle	Young (9-4)
Texas A&M	Cauley-Stein	Aa. Harrison	An. Harrison	Randle	Young (10-4)
Georgia	Cauley-Stein	Aa. Harrison	An. Harrison	Randle	Young (11-4)
LSU	Cauley-Stein	Aa. Harrison	An. Harrison	Randle	Young (11-5)
Missouri	Aa. Harrison	An. Harrison	Johnson	Randle	Young (1-0)
Ole Miss	Aa. Harrison	An. Harrison	Johnson	Randle	Young (2-0)
Mississippi State	Aa. Harrison	An. Harrison	Johnson	Randle	Young (3-0)
Auburn	Aa. Harrison	An. Harrison	Johnson	Randle	Young (4-0)
Florida	Aa. Harrison	An. Harrison	Johnson	Randle	Young (4-1)
Ole Miss	Aa. Harrison	An. Harrison	Johnson	Randle	Young (5-1)
LSU	Aa. Harrison	An. Harrison	Johnson	Randle	Young (6-1)
Arkansas	Aa. Harrison	An. Harrison	Johnson	Randle	Young (6-2)
South Carolina	Aa. Harrison	An. Harrison	Johnson	Randle	Young (6-3)
Alabama	Cauley-Stein	Aa. Harrison	Hood	Polson	Randle (1-0)
Florida	Cauley-Stein	Aa. Harrison	An. Harrison	Randle	Young (11-6)
LSU	Aa. Harrison	An. Harrison	Johnson	Randle	Young (7-3)
Georgia	Aa. Harrison	An. Harrison	Johnson	Randle	Young (8-3)
Florida	Aa. Harrison	An. Harrison	Johnson	Randle	Young (8-4)
Kansas State	Aa. Harrison	An. Harrison	Johnson	Randle	Young (9-4)
Wichita State	Aa. Harrison	An. Harrison	Johnson	Randle	Young (10-4)
Louisville	Aa. Harrison	An. Harrison	Johnson	Randle	Young (11-4)
Michigan	Aa. Harrison	An. Harrison	Johnson	Randle	Young (12-4)
Wisconsin	Aa. Harrison	An. Harrison	Johnson	Randle	Young (13-4)

run while on the road. UK first turned the trick during a 4:13 stretch of clock at Ole Miss. The run catapulted UK into scoring on 10-straight possessions. During the stretch, UK scored on five dunks and made a trio of 3-pointers.

Kentucky achieved the feat at No. 1 Florida in the regular season finale. UK scored six baskets in the paint and had six come via fast break.

Signees Named to McDonald's All-America Game and Jordan Brand Classic

All four of Kentucky's fall signees, Devin Booker, Trey Lyles, Karl Towns and Tyler Ulis were selected to the McDonald's All-America game slated for April 2 in the United Center in Chicago as well as the Jordan Brand Classic set for April 18 in Brooklyn. With UK's four 2014 signees selected, John Calipari has now had 20 signees play in the games since he became head coach at Kentucky.

National Accolades

Julius Randle was honored by the U.S. Basketball Writers Association (USBWA) as a member of the District IV team. He was the only freshman selected to his region's squad.

Randle captured USBWA's Oscar Robertson National Player of the Week and its Wayman Tisdale National Freshman of the Week honors on Feb. 25. It is the first time this season one player has been honored with both awards by the association during the same week. Randle captured the honors after he led the Wildcats to a pair of victories over Ole Miss and LSU. Randle averaged 16.5 points and 14.0 rebounds in the two victories which included connecting on the game-winning bucket with 3.9 seconds remaining in overtime to down LSU.

Later in the week, Randle was officially listed as a finalist for the Oscar Robertson National

Player of the Year, the Wayman Tisdale National Freshman of the Year and the Naismith Player of the Year.

Overtime History

With overtime contests in consecutive games against LSU and Arkansas, UK has been involved in back-to-back overtime contests for the first time since the 1978-79 season.

During December of 1978, Kentucky played in consecutive home overtime contests winning the first one against Kansas (67-66) before falling to Indiana (68-67).

Late Game Heroics

Prior to Julius Randle's put-back bucket with 3.9 seconds remaining to down LSU, the last time a UK game was decided by one point came in a 73-72 loss to Indiana on Dec. 10, 2011 during the 2012 Championship season. Kentucky last won

STREAKS

Overall	Won 5	
Unranked Teams anywhere	Won 4	
Ranked Teams anywhere	Won 4	
Home	Won 1	
Home SEC	Won 1	
Home non-conference	Won 14	
Home unranked non-conference	Won 13	
Home ranked teams	Lost 1	
Home unranked teams	Won 1	
Road	Lost 2	
Road SEC	Lost 2	
Road ranked teams	Lost 3	
Road unranked teams	Lost 1	
Neutral	Won 5	
Neutral ranked teams	Won 4	
Neutral unranked teams	Won 4	
Consecutive Made Free Throws (active streak)		
Jon Hood	9	
Julius Randle	4	
Derek Willis	4	
James Young	2	
Aaron Harrison	1	
Andrew Harrison	1	
Dakari Johnson	1	
Consecutive Games with a 3-Pointer (active)		
Aaron Harrison	11	
James Young	2	
Games Played	2013-14	Career
Jarrold Polson	33	92
Jon Hood	13	86
Alex Poythress	39	72
Willie Cauley-Stein	37	66
Aaron Harrison	39	39
Andrew Harrison	39	39
Julius Randle	39	39
James Young	39	39
Dakari Johnson	38	38
Dominique Hawkins	32	32
Marcus Lee	24	24
Brian Long	1	16
Derek Willis	14	14
Sam Malone	1	10
Tod Lanter	0	6
EJ Floreal	3	3
Starts	2013-14	Career
Aaron Harrison	39	39
Julius Randle	39	39
Andrew Harrison	38	38
James Young	38	38
Willie Cauley-Stein	18	32
Alex Poythress	0	31
Dakari Johnson	17	17
Marcus Lee	4	4
Jarrold Polson	1	2
Jon Hood	1	1

a game with a bucket in the waning seconds of a contest came on March 26, 2011 when Brandon Knight sunk a 15-foot floater to knock off top-seeded Ohio State to advance to an Elite Eight and eventually to the Final Four.

Charity Stripe Success

Twice this season the Wildcats produced a .900 clip or better from the charity stripe in a victory. UK went 27-of-30 at Ole Miss which included 19 consecutive makes to pull away from the Rebels.

In a win over Tennessee, the Wildcats went 23-of-24 (.958) from the free throw line for the best performance of the season. UK's .958 clip is the third best percentage in the John Calipari era and the best of any UK team since the Wildcats shot .946 (35-of-37) in the NCAA Tournament vs. Indiana on March 23, 2012.

'Old School' Win

John Calipari dubbed UK's 64-56 win at Auburn an 'old school' victory. Kentucky earned the win despite shooting a season-low .309 percent from the floor.

UK snagged 22 offensive rebounds which was the most for a Kentucky squad since hauling in 24 boards on the offensive glass against West Virginia during the 2010 NCAA Tournament.

Kentucky also limited the Tigers to two or fewer made 3-point field goals marking the second straight game UK held an opponent to only as few as two made long balls. Auburn had just two assists which is the fewest for a Wildcats' opponent in the Calipari era.

The Jim Cantore of College Hoops

Kentucky has now played seven games this season where weather has affected travel for fans and the team. UK's neutral site game vs. Baylor in December was affected by ice.

Three home games (Texas A&M, Georgia and Ole Miss) dealt with snow and ice accumulation in Lexington. During three road trips (LSU, Missouri and Auburn) the cities/and or surrounding areas were hit with icing causing travel issues for fans and the team.

Offense is Clicking

The Wildcats owned an offensive efficiency rating of 119.5 by KenPom.com, a mark that ranked as the fifth best total in the nation following its game with Ole Miss at home back in early February. During a stretch of three victories (Georgia, Missouri, Ole Miss), UK's points-per-possession topped over 1.20 per game.

The Freshman Five

Kentucky started five freshmen (Aaron Harrison, Andrew Harrison, Marcus Lee, Julius Randle

and James Young) against Robert Morris marking the first time in school history the starting lineup was comprised of only first-year players. UK started the same lineup in four-straight games.

On Feb. 1 at Missouri, Kentucky made history again when the Harrisons, Randle and Young were joined by Dakari Johnson for the first all-freshmen lineup to ever start a road contest for Kentucky.

Offensive Efficiency

The Wildcats enjoyed a season-best performance offensively in a road win at Missouri. The Cats' offensive efficiency was rated at 1.25 against the Tigers, a mark that ranks as a season-high against league foes. UK also connected on .571 from long range with four different Wildcats hitting on at least one 3-pointer in the contest.

Former Cats Compete in All-Star Activities

Former Wildcat greats John Wall, Anthony Davis and Terrence Jones were tapped to participate in the NBA's All-Star weekend. Wall earned his first selection to the East All-Star squad and Davis was selected to take the place of injured Kobe Bryant on the West squad. Davis and Jones were picked to play in the Rising Stars game. Highlighting the weekend was Wall's victory in the annual Slam Dunk Contest.

Johnson Provides Spark

Freshman Dakari Johnson provided a spark to the Wildcats during the early stages of conference play. Johnson logged 5.7 points and 3.0 rebounds per game in 12.9 minutes through UK's first nine games. He scored more points (51) in nine league games than he had in 13 non-conference games (43). He also shot at a team-high efficiency rate of .710 from the floor.

Kentucky Alums Top NBA Salaries

According to Business Insider Australia, former UK players combine to make \$77,324,323 in the NBA which is the highest combined salary of former alums. UK makes more than ANY other school in the country.

<http://www.businessinsider.com.au/schools-whose-nba-alumni-earn-the-most-money-2014-1>

Randle Among the Best

Through 39 games this season, Julius Randle has accounted for 589 points and 411 rebounds. Here's Randle's stats compared with Anthony Davis' final stats through 40 games.

Randle	(589 points, 411 rebounds)
Davis	(567 points, 415 rebounds)

On Fire from Downtown

James Young has sunk 80 3-pointers on the season for an average of 2.05 made 3-pointers per game. He is just the second freshman in program history to sink 80 or more 3-pointers as a freshman.

Floor General

During SEC regular season play, point guard Andrew Harrison provided a steady presence to the Wildcats' lineup. He averaged 10.6 points per game, 3.3 rebounds and 3.7 assists. His assist to turnover ratio was steady at 1.5 and he had two turnover-less outings and four more with just one miscue.

UK vs. the Country

UK took on its fifth-first time opponent during 2013-14 against Wichita State in the NCAA Tournament. UK took on Northern Kentucky, UT Arlington, Boise State and Belmont during the regular season for the first time during the 2013-14 season. UK has now played 215 of the current 351 Division I programs.

Defensive Dandy

Sophomore Willie Cauley-Stein had one of the most complete defensive performances of his career in a win over Georgia. The 7-0 forward tallied six blocked shots and a career-high six steals. No other player in the John Calipari era has ever swatted six or more shots and swiped an equal amount. UK limited the Bulldogs to a .327 field goal percentage and a season-low 49 shot attempts by an opponent. Cauley-Stein's defensive prowess also forced the Bulldogs into 20 turnovers, the most of any UK opponent this season.

Both Harrisons Go Perfect from the Line

Freshmen Aaron Harrison and Andrew Harrison have both charted a perfect 10-for-10 performance at the charity stripe at least once this season. Andrew achieved the feat in a win over Tennessee, while Aaron secured it in the win over Robert Morris.

Only one other player in the John Calipari era has hit all 10 of his free throw shots. Michael Kidd-Gilchrist is the other to achieve the feat. Kidd-Gilchrist was 10-of-10 in the Sweet 16 win over Indiana in 2012.

SEC Domination

- Since the SEC's inception in 1932-33, the Wildcats have been the most dominant team in the league, recording a 923-262 mark (.779).
- Only one other team has won more than 700 regular season SEC games (Alabama) and no other team has a better winning percentage.
- UK has averaged 11.6 wins and only 3.2 losses

per season in 78 years in the SEC.

- The Wildcats have won 45 SEC titles and 27 SEC Tournament championships, more than the other 13 teams combined.
- Kentucky has won 11 of the last 21 SEC Tournament titles.

Young Cats, Tall Cats

According to KenPom.com, the Wildcats experience stands at 0.32 years, ranking 351st out of 351 teams in the nation resulting in UK being considered the least experienced team in the country.

However, UK's average height of 79.4 inches is the tallest squad in the country.

Year	Team	Avg. Experience
2014	Kentucky	0.32
2013	Texas	0.44
2012	St. John's	0.45
2011	Stetson	0.73
2010	Presbyterian	0.46
2009	Ole Miss	0.63
2008	Citadel	0.27
2007	Texas	0.41

Polson's Jersey Retired at High School

Senior Jarrod Polson's high school jersey was retired on Friday, Jan. 24th at West Jessamine High School.

Polson finished his career as the school's all-time leading scorer with 1,884 career points and was named first team All-State by a number of publications. As a senior he averaged 18.2 points, 6.4 assists and 4.9 rebounds.

Efficient Cats

Going back to the first season under the direction of John Calipari, UK has been one of the most efficient offensive teams in the country. According to Ken Pomeroy's calculations on KenPom.com, UK's teams have consistently ranked among the most efficient teams in the country per possession.

Yr.	Off (Rnk)	Def (Rnk)	Overall
2014	118.4 (6)	97.1 (44)	9th
2013	108.8 (42)	99.1 (129)	42nd
2012	122.9 (2)	88.2 (9)	1st
2011	118.1 (7)	90.4 (15)	6th
2010	116.1 (15)	86.2 (6)	3rd

Conference Honors Wrap-up

Three Wildcats have earned numerous SEC honors thus far in 2013-14. Aaron Harrison, Julius Randle and James Young have all garnered a weekly award.

Harrison was tabbed the league's Freshman of

UK BY POSSESSION

Game	Pts. per Possession
UNC Asheville	1.25 (Offense); 0.80 (Defense)
N. Kentucky	1.35 (Offense); 0.91 (Defense)
Michigan State	1.06 (Offense); 1.11 (Defense)
Robert Morris	1.19 (Offense); 0.67 (Defense)
UT Arlington	1.40 (Offense); 1.01 (Defense)
Cleveland State	1.08 (Offense); 0.97 (Defense)
Eastern Michigan	1.05 (Offense); 0.82 (Defense)
Providence	1.32 (Offense); 1.08 (Defense)
Baylor	1.03 (Offense); 1.12 (Defense)
Boise State	1.04 (Offense); 0.82 (Defense)
North Carolina	1.04 (Offense); 1.11 (Defense)
Belmont	1.33 (Offense); 1.14 (Defense)
Louisville	1.04 (Offense); 0.94 (Defense)
Mississippi State	1.18 (Offense); 0.88 (Defense)
Vanderbilt	1.09 (Offense); 0.95 (Defense)
Arkansas	1.08 (Offense); 1.10 (Defense)
Tennessee	1.19 (Offense); 1.06 (Defense)
Texas A&M	1.03 (Offense); 0.77 (Defense)
Georgia	1.20 (Offense); 0.82 (Defense)
LSU	1.06 (Offense); 1.13 (Defense)
Missouri	1.25 (Offense); 1.18 (Defense)
Ole Miss	1.27 (Offense); 1.02 (Defense)
Miss. State	1.06 (Offense); 0.91 (Defense)
Auburn	1.07 (Offense); 0.93 (Defense)
Florida	1.02 (Offense); 1.19 (Defense)
Ole Miss	1.17 (Offense); 0.97 (Defense)
LSU	1.04 (Offense); 1.03 (Defense)
Arkansas	0.87 (Offense); 0.92 (Defense)
South Carolina	1.08 (Offense); 1.16 (Defense)
Alabama	0.96 (Offense); 0.84 (Defense)
Florida	0.94 (Offense); 1.22 (Defense)
LSU	1.21 (Offense); 0.96 (Defense)
Georgia	1.23 (Offense); 1.02 (Defense)
Florida	0.97 (Offense); 0.98 (Defense)
Kansas State	0.92 (Offense); 0.80 (Defense)
Wichita State	1.26 (Offense); 1.23 (Defense)
Louisville	1.16 (Offense); 1.08 (Defense)
Michigan	1.32 (Offense); 1.26 (Defense)
Wisconsin	1.21 (Offense); 1.20 (Defense)

Kentucky offensive high - 1.40, vs. UT Arlington
SEC high - 1.27 vs. Ole Miss
Kentucky offensive low - 0.87 vs. Arkansas
SEC low - 0.87 vs. Arkansas

Opponent offensive high - 1.26 vs. Michigan
SEC high - 1.22 at Florida
Opponent offensive low - 0.77, Texas A&M
SEC low - 0.77, Texas A&M

the Week on Dec. 2 and Dec. 23. He averaged 18.5 points, 5.0 rebounds and 3.0 assists per game in wins over Eastern Michigan and Providence for his first honor, while scoring 23 points and adding a career-high seven assists in a win over Belmont for his second accolade.

Young was tabbed the SEC Freshman of the Week on Nov. 25 following a win over UT Arlington and again on Dec. 30 after a career performance vs. Louisville. Young led the Wildcats with 26 points and knocked down five 3-pointers vs. UT Arlington. He notched his first career double-double with 18 points and 10 rebounds in the win over the Cards.

Randle earned Player of the Week accolades after opening the season by averaging 22.5 points and 15.0 rebounds with two double-doubles. He then earned Freshman of the Week after he averaged 13.5 points and 10.0 rebounds per game in wins over Georgia and Texas A&M. He again earned Player of the Week accolades on Feb. 24 after averaging 16.5 points and 14.0 rebounds per game in wins over Ole Miss and LSU.

National History

Julius Randle opened his collegiate career with three-straight 20-point, 10-rebound efforts. He is the first Division I player since Kansas State's Michael Beasley to achieve the same feat in 2007.

Randle had seven-straight double-double efforts to begin the 2013-14 season. He joined Jim Andrews as the only other UK player to record seven-straight to begin the year in 1971-72.

Field Day

In a 79-65 win over Providence, Kentucky shot .643 (27-42) from the field which is a mark that ranks as the third-best output in the John Calipari era. In the history of the program, Kentucky has shot .640 or better on 37 occasions.

Furthermore, the Blue and White connected on .750 (6-8) from long range. That mark is the best in school history in a single contest. The next best shooting night from 3-point range was when UK shot .714 (5-7) vs. Indiana on Dec. 6, 1986.

Double-Doubles to Open a Season

UK had two players log a double-double to begin the 2013-14 season when both sophomore Alex Poythress and freshman Julius Randle turned the trick. It was Poythress' second career double-double, and Randle is the third freshman in four years to debut with a double-double for the Cats joining Anthony Davis (2011) and Terrence Jones (2010) as the others to achieve the feat.

The milestone marked the ninth time in the

last 10 seasons at least one UK player began the season with a double-double.

Wildcats Ink Four for 2014

The Kentucky men's basketball team added four of the top signees from the Class of 2014 in the early signing period, receiving National Letters of Intent from Devin Booker, Trey Lyles, Karl Towns and Tyler Ulis, UK head coach John Calipari announced Thursday, Nov. 13.

Booker is rated No. 18 in the 2014 ESPN 100, No. 30 in the Rivals 150 and No. 31 according to Scout. Lyles is rated No. 7 by ESPN, while Rivals and Scout place him eighth in the class of 2014. ESPN ranks Towns as the No. 6 prospect in the 2014 class, while Scout and Rivals rate him the 11th-best prospect in the class. ESPN ranks Towns No. 3 at his position in the class, with Scout ranking him No. 4 at his position. Ulis is ranked 29th nationally by Scout and 33rd by Rivals and ESPN. Ulis ranks as the No. 4 point guard in the country by ESPN and No. 6 at his position according to Scout.

Towns Named Player of the Year; Two Win State Titles

UK signee Karl Towns was named the Gatorade National Player of the Year on March 27. He helped lead his team to the NJSIAA Tournament of Champions title after averaging 20.9 points, 13.4 rebounds and 6.2 blocks per game. St. Joseph finished with a 30-2 record.

In addition to a title for Towns, signee Trey Lyles also won a state title with Arsenal Tech. Lyles clinched the win with a late free throw. He finished with 16 points, 12 rebounds, three blocks, three assists and two steals in 30 minutes.

All-Americans and Players of the Year

In addition to team success, this year's roster posts a slew of All-Americans or High School Players of the Year.

Aaron Harrison, Andrew Harrison, Dominique Hawkins, Dakari Johnson, Marcus Lee, Alex Poythress, Julius Randle and James Young all garnered All-America accolades to conclude their high-school careers.

Hawkins, Poythress and Jon Hood form the trio that earned Gatorade High School and state Player of the Year accolades.

A Team of Champions

Six players on the 2013-14 Kentucky men's basketball roster claimed a state or national title while in high school. Aaron and Andrew Harrison, Dominique Hawkins, Dakari Johnson, Sam Malone and Julius Randle all claimed state basketball championships.

Johnson also led Montverde Academy to the

National High School Invitational Championship last season.

Hood, Polson Graduate to Add to Perfect Success Rate

Since John Calipari's arrival at Kentucky, the Wildcats have turned in four semesters with team grade-point averages of 3.0 or better including the spring semester of the 2013 season that saw a record 3.23 average with 12 players earning a 3.0 or higher. Additionally, players have logged a 3.0 GPA or higher on 53 occasions in various semesters since his arrival including nine during the National Championship spring semester.

Furthermore, under Calipari all seven players who exhausted their athletic eligibility have graduated from UK including Twany Beckham, Josh Harrellson, Ramon Harris, Mark Krebs, Darius Miller, Perry Stevenson and Eloy Vargas. Additionally, Patrick Patterson and Jarrod Polson completed degrees in just three years. Current senior Jon Hood has also received a bachelor's degree, and will have another year of athletic eligibility.

Additional academic achievements include, Kentucky being among the inaugural Team Academic Excellence Award winners, created by the National Association of Basketball Coaches (NABC) in 2013. These awards recognize outstanding academic achievement by a team with a cumulative grade point average of 3.0 or better for the 2012-13 season.

Kentucky was the only team from the Southeastern Conference to earn recognition to the NABC's inaugural team academic excellence award. The honor is even more impressive considering UK is among six BCS level institutions to earn recognition.

WILDCATS ON THE CHARTS

CAREER RECORDS

Blocked Shots

No. Player	Blocks	Games
1. Jamaal Maglorie (1997-00)	268	145
2. Melvin Turpin (1981-84)	226	123
3. Sam Bowie (1980-84)	218	96
4. Andre Riddick (1992-95)	212	126
5. Anthony Davis (2012)	186	40
6. Willie Cauley-Stein (2013-)	166	66

Points

No. Player	Points	Games
1. Dan Issel (1968-70)	2,138	83
120. Shelby Linville (1950-52)	615	77
121. Perry Stevenson (2007-10)	602	134
122. Alex Poythress (2013-)	601	72
127. Julius Randle (2014)	589	39

SINGLE SEASON RECORDS

Blocked Shots

No. Player	Blocks	Games
1. Anthony Davis (2012)	186	40
2. Willie Cauley-Stein (2014)	106	37

Free Throws

No. Player	FTs	Games
1. Kenny Walker (1985)	218	31
2. Jodie Meeks (2009)	211	36
3. Dan Issel (1970)	210	28
4. Kenny Walker (1986)	201	36
5. Julius Randle (2014)	200	39

Rebounds

No. Player	Rebs.	Games
1. Billy Spivey (1951)	567	33
4. Frank Ramsey (1951)	434	34
5. Anthony Davis (2012)	415	40
6. Julius Randle (2014)	411	39

Points

No. Player	Points	Games
1. Dan Issel (1970)	948	28
21. Cotton Nash (1962)	608	26
22. Jim Andrews (1972)	602	28
22. Jack Givens (1976)	602	30
24. Cliff Hagan (1954)	600	25
25. Terrence Jones (2011)	595	38
26. Julius Randle (2014)	589	39

SINGLE SEASON FRESHMAN RECORDS

Rebounds

No. Player	Rebs.	Games
1. Anthony Davis (2012)	415	40
2. Julius Randle (2014)	411	39

Assists

No. Player	Assts.	Games
1. John Wall (2010)	241	37
2. Marquis Teague (2012)	191	40
3. Brandon Knight (2011)	159	38
4. Andrew Harrison (2014)	154	39
13. Ed Davender (1985)	83	31
14. M. Kidd-Gilchrist (2012)	75	40
15. Aaron Harrison (2014)	74	39
15. Eric Manuel (1988)	74	32
17. Darius Miller (2009)	72	36
18. James Young (2014)	67	39

3-Pointers

No. Player	3's	Games
1. Brandon Knight (2011)	87	38
2. James Young (2014)	80	39
3. Rex Chapman (1987)	68	29
3. Doron Lamb (2011)	68	38
5. Aaron Harrison (2014)	61	39

Free Throws

No. Player	FTs	Games
1. Julius Randle (2014)	200	39
2. John Wall (2010)	175	37
3. DeMarcus Cousins (2010)	162	38
4. Andrew Harrison (2014)	159	39
5. Terrence Jones (2011)	157	38
6. Anthony Davis (2012)	144	40
7. M. Kidd-Gilchrist (2012)	143	40
8. Aaron Harrison (2014)	139	39
9. Brandon Knight (2011)	136	38
10. Archie Goodwin (2013)	135	33
11. Dwight Anderson (1979)	131	29
12. James Young (2014)	117	39

Points

No. Player	Points	Games
1. Brandon Knight (2011)	657	38
2. John Wall (2010)	616	37
3. Terrence Jones (2011)	595	38
4. Julius Randle (2014)	589	39
5. DeMarcus Cousins (2010)	575	38
6. Anthony Davis (2012)	567	40
7. James Young (2014)	553	39
8. Aaron Harrison (2014)	542	39
9. M. Kidd-Gilchrist (2012)	476	40
10. Doron Lamb (2011)	469	38
11. Archie Goodwin (2013)	466	33
12. Rex Chapman (1987)	464	29
13. Chris Mills (1989)	459	32
14. Sam Bowie (1980)	440	34
15. Andrew Harrison (2014)	426	39

SINGLE SEASON RECORDS

Double-Doubles

No. Player (Season)	Class	Dbl-Dbls
1. Dan Issel (1970)	Sr.	25
2. Julius Randle (2014)	Fr.	24

*Special thanks to Jon Scott

The Wildcats own an unparalleled tradition of success. Since 1903, the University of Kentucky has fielded 110 basketball teams. The first national championship was an NIT title in 1946. The first NCAA title came in 1948, and the latest, No. 8, occurred in 2012. No other program can claim the unparalleled success that matches the Wildcats efforts over the past century.

- **Eight** national championships (1948, 1949, 1951, 1978, 1996, 1998, 2012)
- The highest all-time winning percentage in college basketball: (2,140-669-1, **.762**)
- **Three** NCAA runner-up trophies
- **16** Final Four appearances
- A national-record **53** NCAA Tournament appearances
- **160** NCAA Tournament games and **116** Tournament wins
- **45** SEC regular-season championships
- **27** SEC Tournament titles
- **12** 30-win seasons
- **58** 20-win seasons
- And the **most victories all-time** in NCAA Division I history through April 5:

Kentucky	2,140
Kansas	2,127
North Carolina	2,115
Duke	2,026
Syracuse	1,903

Kentucky in the NBA Draft

- Following the 2013 NBA Draft, Kentucky has had 108 players drafted 108 times (Johnny Cox '58 and Roger Newman '60 both drafted in Junior eligible draft, but returned for senior year and were drafted again).
- UK has had 33 players selected in the opening round (13 have come in the last four years) of the draft.
- In 2012, the Wildcats set a new single-draft high for Kentucky players drafted in a single year: with six being selected. The 2010 draft had five UK players selected, and the 1984 draft also had five Wildcats.
- Anthony Davis and Michael Kidd-Gilchrist became the first pair of teammates to go No. 1 and No. 2 in NBA Draft history in 2012.
- With Anthony Davis selected as the No. 1 pick in 2012, Kentucky is the only school since the 2000 draft to have two No. 1 picks (John Wall – 2010).
- With Davis going No. 1 overall, John Calipari will have coached three No. 1 picks in the last five years. And his three No. 1 picks are the most by one coach in NBA Draft history.

Kentucky Tops the Nation in Pros

On Oct. 28, 2012, the opening-day rosters of the 2013-14 season, Kentucky had more NBA players than any other team in the nation.

- 1) Kentucky -- 22
- 2) Duke -- 15
- 2) North Carolina -- 15
- 4) Kansas -- 14
- 5) UConn -- 12
- 5) UCLA -- 12
- 5) Florida -- 12

Wildcats in the NBA

Former UK players on NBA rosters include:

Eric Bledsoe - Suns	Brandon Knight - Bucks
Keith Bogans - Celtics	Doron Lamb - Magic
DeMarcus Cousins - Kings	Jodie Meeks - Lakers
Anthony Davis - Pelicans	Darius Miller - Pelicans
Archie Goodwin - Suns	Nazr Mohammed - Bulls
Josh Harrellson - Pistons	Nerlens Noel - 76ers
Chuck Hayes - Raptors	Daniel Orton - 76ers
Terrence Jones - Rockets	Patrick Patterson - Raptors
Enes Kanter - Jazz	Tayshaun Prince - Grizzlies
Michael Kidd-Gilchrist - Bobcats	Rajon Rondo - Celtics
	Marquis Teague - Bulls
	John Wall - Wizards

RUPP ARENA

Rupp Arena

Year by Year Records

Season	W-L	Pct.	Start
2013-14	16-2	.889	14-0
2012-13	16-2	.889	3-0
2011-12	18-0	1.000	18-0
2010-11	15-0	1.000	15-0
2009-10	18-0	1.000	18-0
2008-09	12-6	.667	3-0
2007-08	14-4	.778	1-0
2006-07	14-2	.875	10-0
2005-06	10-5	.667	4-0
2004-05	14-1	.933	7-0
2003-04	11-2	.846	3-0
2002-03	12-1	.923	1-0
2001-02	12-3	.800	0-1
2000-01	11-1	.917	0-1
1999-2000	14-0	1.000	14-0
1998-99	12-1	.923	6-0
1997-98	9-3	.750	4-0
1996-97	12-1	.923	12-0
1995-96	13-0	1.000	13-0
1994-95	12-1	.923	2-0
1993-94	13-1	.929	11-0
1992-93	16-0	1.000	16-0
1991-92	15-2	.882	1-0
1990-91	13-0	1.000	13-0
1989-90	13-2	.867	5-0
1988-89	8-6	.571	0-1
1987-88	14-2	.875	8-0
1986-87	13-2	.867	5-0
1985-86	18-0	1.000	18-0
1984-85	11-3	.786	1-0
1983-84	16-0	1.000	16-0
1982-83	14-1	.933	8-0
1981-82	15-1	.938	15-0
1980-81	15-0	1.000	15-0
1979-80	12-3	.800	6-0
1978-79	11-4	.733	3-0
1977-78	16-0	1.000	16-0
1976-77	12-2	.857	4-0
Total	508-64	.890	

Where the Coaches Rank by Wins

Coach	Years	Total	Record
Joe B. Hall	1976-85	9	122-14
Tubby Smith	1997-2007	10	119-19
Rick Pitino	1989-97	8	107-7
John Calipari	2009-Pres.	5	83-4
Eddie Sutton	1985-89	4	53-10
Billy Gillispie	2007-09	2	26-10

Cats Rock at Rupp

• UK has won 166 of its last 193 home games. Kentucky went on a 54-game winning streak in the venerable arena to begin the John Calipari era.

• The Wildcats are 510-64 (.889) all-time in Rupp Arena.

• UK has won 24 national attendance titles in the building, including 17 of the last 18.

• The Rupp Arena attendance record of 24,479 was set against Louisville on Jan. 2, 2010.

• The Wildcats have posted a remarkable 274-40 (.873) record in regular season SEC games in the building.

Win No. 500 in Rupp Arena

Kentucky's 81-63 victory over Eastern Michigan on Nov. 27 marked the 500th UK win in Rupp Arena in program history. The victory came 37 years to the day of the very first victory in the venue for the Cats.

Calipari Owns Record in Rupp

With UK's 2011-12 season-opening victory over Marist, UK head coach John Calipari recorded his 34th consecutive win in Rupp Arena as UK's head coach. It broke former UK head coach Rick Pitino's longest streak of 33 games in the venue.

Calipari's winning streak was snapped at 54 games with a loss to Baylor in his fourth season. The 54-game run, however, was his longest career home winning streak.

Kentucky Leads the Nation

For 17 of the last 18 seasons, Rupp Arena has owned the national attendance average including a Rupp Arena record of 24,110 in John Calipari's first season as head coach in 2009-10.

During the last 18 seasons, UK has averaged 22,960 fans per season. In the Calipari Era, UK has averaged no fewer than 23,099 fans per outing.

All-Time Attendance Records at Rupp

No.	Att.	Opponent	Date	Result
1	24,479	Louisville	1/20/10	W, 71-62
2	24,468	N. Carolina	12/5/09	W, 68-66
3	24,465	Florida	2/10/07	L, 64-61
4	24,459	Florida	2/4/03	W, 70-55
5	24,432	Louisville	12/17/05	W, 73-61
6	24,425	Florida	2/15/14	L, 69-59
7	24,411	LSU	2/28/09	L, 73-70
8	24,402	Tennessee	2/13/10	W, 73-62
9	24,398	N. Carolina	12/3/11	W, 73-72
10	24,396	Louisville	12/28/13	W, 73-66

Attendance Records at Rupp 2013-14

No.	Att.	Opponent	Date	Result
1	24,425	Florida	2/15/14	L, 69-59
2	24,396	Louisville	12/28/13	W, 73-66
3	24,246	Tennessee	1/18/14	W, 74-66
4	24,244	LSU	2/22/14	W, 77-76 OT
5	24,224	Belmont	12/21/13	W, 90-83

Records vs. Most Faced Opponents in Rupp Era (1976-Pres.)

Opponent	Times Played	Record	Cal Era
Tennessee	39	35-4	5-0
Florida	38	31-7	4-1
Georgia	36	32-4	4-0
Vanderbilt	36	34-2	4-0
LSU	29	24-5	3-0
Alabama	28	23-5	3-0
Ole Miss	28	27-1	3-0
Auburn	27	25-2	2-0
Miss. St.	27	25-2	3-0
S. Carolina	24	22-2	4-0
Louisville	17	13-4	3-0
Arkansas	13	10-3	2-1
Indiana	9	8-1	1-0
E. Kentucky	8	8-0	-
Morehead St.	8	8-0	2-0
N. Carolina	6	4-2	2-0
Kansas	5	4-1	-
N. Dame	5	5-0	-
Tenn. Tech	5	5-0	-

2013-14 Non-Conference Opponents

Opponent	Times Played	Record	Cal Era
UNC Ash.	3	3-0	-
R. Morris	2	2-0	2-0
E. Michigan	2	2-0	2-0
Belmont	1	1-0	1-0
Boise State	1	1-0	1-0
Cleveland St.	1	1-0	1-0
NKU	1	1-0	1-0
UT Arlington	1	1-0	1-0

GAME BY GAME LEADERS

Opponent	Points	Rebounds	Assists	Blocks	Steals
UNC Asheville	Randle - 23	Randle - 16	An. Harrison - 5	Cauley-Stein - 4	Aa. Harrison - 4
Northern Kentucky	Randle - 22	Randle - 14	Randle - 3	Lee - 2	Three w/ - 1
Michigan State	Randle - 27	Randle - 13	An. Harrison - 3	Poythress - 3	Young - 1
Robert Morris	Aa. Harrison - 28	Randle - 15	Three w/ - 3	Cauley-Stein - 4	Two w/ - 2
UT Arlington	Young - 26	Two w/ - 10	An. Harrison - 6	Lee - 3	Two w/ - 2
Cleveland State	Randle - 15	Randle - 15	An. Harrison - 5	Cauley-Stein - 4	Cauley-Stein - 2
Eastern Michigan	Aa. Harrison - 22	Randle - 10	Young - 4	Cauley-Stein - 7	Three w/ - 1
Providence	Young - 18	Two w/ - 8	Two w/ - 4	Cauley-Stein - 9	Three w/ - 1
Baylor	Randle - 16	Randle - 8	Two w/ - 6	Cauley-Stein - 3	-
Boise State	Young - 21	Randle - 11	Two w/ - 2	Cauley-Stein - 9	Aa. Harrison - 3
North Carolina	Aa. Harrison - 20	Cauley-Stein - 12	An. Harrison - 7	Cauley-Stein - 5	Three w/ - 2
Belmont	Randle - 29	Randle - 10	Aa. Harrison - 7	Cauley-Stein - 2	Two w/ - 1
Louisville	Two w/ - 18	Two w/ - 10	Young - 4	Cauley-Stein - 3	Three w/ - 1
Mississippi State	Young - 26	Randle - 14	Young - 5	Poythress - 3	Two w/ - 2
Vanderbilt	Cauley-Stein - 15	Randle - 11	Two w/ - 4	Two w/ - 1	Three w/ - 2
Arkansas	Young - 23	Randle - 14	An. Harrison - 6	Two w/ - 2	Young - 2
Tennessee	An. Harrison - 26	Two w/ - 4	Randle - 4	Poythress - 2	Two w/ - 2
Texas A&M	Poythress - 16	Randle - 11	An. Harrison - 4	Johnson - 3	Two w/ - 2
Georgia	Aa. Harrison - 15	Randle - 9	An. Harrison - 5	Cauley-Stein - 6	Cauley-Stein - 6
LSU	Young - 23	Two w/ - 7	Young - 2	Four w/ - 1	Randle - 3
Missouri	Aa. Harrison - 21	Randle - 9	An. Harrison - 4	Four w/ - 1	Randle - 3
Ole Miss	Cauley-Stein - 18	Cauley-Stein - 11	An. Harrison - 5	Cauley-Stein - 6	Three w/ - 1
Mississippi State	Randle - 16	Johnson - 8	Aa. Harrison - 6	Five w/ - 1	Two w/ - 2
Auburn	An. Harrison - 16	Randle - 12	An. Harrison - 2	Three w/ - 1	Two w/ - 2
Florida	An. Harrison - 20	Randle - 13	An. Harrison - 4	Cauley-Stein - 3	Two w/ - 1
Ole Miss	Randle - 25	Randle - 13	Young - 5	Cauley-Stein - 3	Aa. Harrison - 2
LSU	Aa. Harrison - 21	Randle - 15	An. Harrison - 4	Cauley-Stein - 3	Aa. Harrison - 2
Arkansas	Cauley-Stein - 16	Cauley-Stein - 13	Two w/ - 3	Cauley-Stein - 2	Three w/ - 2
South Carolina	Aa. Harrison - 21	Randle - 15	An. Harrison - 4	Four w/ - 1	Cauley-Stein - 2
Alabama	Randle - 12	Randle - 11	Two w/ - 3	Three w/ - 2	Four w/ - 1
Florida	Randle - 16	Randle - 10	An. Harrison - 5	Cauley-Stein - 1	An. Harrison - 3
LSU	Young - 21	Randle - 16	An. Harrison - 8	Cauley-Stein - 6	Two w/ - 2
Georgia	Aa. Harrison - 22	Randle - 11	An. Harrison - 9	Cauley-Stein - 2	Two w/ - 1
Florida	Aa. Harrison - 16	Cauley-Stein - 11	Three w/ - 2	Cauley-Stein - 5	Cauley-Stein - 2
Kansas State	Randle - 19	Randle - 15	An. Harrison - 5	Cauley-Stein - 4	Cauley-Stein - 4
Wichita State	An. Harrison - 20	Cauley-Stein - 10	Randle - 6	Three w/ - 1	Two w/ - 2
Louisville	Three w/ - 15	Randle - 12	An. Harrison - 7	Two w/ - 1	Aa. Harrison - 3
Michigan	Randle - 16	Randle - 11	An. Harrison - 6	Lee - 2	Two w/ - 1
Wisconsin	Young - 17	Two w/ - 7	An. Harrison - 4	Lee - 1	Young - 2

TOP-FIVE INDIVIDUAL PERFORMANCES OF 2013-14

Points

1. Randle - 29 (BEL, 12/21)
2. Aa. Harrison - 28 (RMU, 11/17)
3. Randle - 27 (MSU, 11/12)
4. 26- Three times

First Half Points

1. Aa. Harrison - 19 (RMU, 11/17)
2. Young - 17 (BSU, 12/10)
Randle - 17 (LOU, 12/28)
Young - 17 (LSU, 3/14)
4. Randle - 16 (UT, 1/18)
Aa. Harrison - 16 (UGA, 3/15)

Second Half Points

1. Randle - 23 (MSU, 11/12)
2. Aa. Harrison - 18 (BEL, 12/21)
3. An. Harrison - 16 (UT, 1/18)
4. 15 - Five times

Rebounds

1. Randle - 16 (UNCA, 11/8)
Randle - 16 (LSU, 3/14)
2. Randle - 15, five times

Offensive Rebounds

1. Cauley-Stein - 9 (ARK, 2/27)
2. 7 - Five times

Free Throws

1. Randle - 13 (BEL, 12/21)
Randle - 13 (OM, 2/18)
3. Randle - 11 (UNCA, 11/8)
Aa. Harrison - 11 (SC, 3/1)
5. 10 - Five times

Assists

1. An. Harrison - 9 (UGA, 3/15)
2. An. Harrison - 8 (LSU, 3/14)
3. Aa. Harrison - 7 (BEL, 12/21)
An. Harrison - 7 (UNC, 12/14)
An. Harrison - 7 (UL, 3/28)

Blocks

1. Cauley-Stein - 9 (PU, 12/1)
Cauley-Stein - 9 (BSU, 12/10)
3. Cauley-Stein - 7 (EMU, 11/27)
4. Cauley-Stein - 6 (UGA, 1/25)
Cauley-Stein - 6 (OM, 2/4)
Cauley-Stein - 6 (LSU, 3/14)

Steals

1. Cauley-Stein - 6 (UGA, 1/25)
2. Aa. Harrison - 4 (UNCA, 11/8)
3. 3 - Six times

Field Goals

1. Randle - 9 (MSU, 11/12)
Young - 9 (LSU, 1/24)
3. 8 - Nine times

3-Pointers

1. Young - 5 (UTA, 11/19)
Young - 5 (LSU, 1/28)
3. 4 - Seven times

Dunks

1. Cauley-Stein - 6 (ARK, 2/27)
2. Poythress - 5 (MState, 1/8)
3. Cauley-Stein - 4 (EMU, 11/27)
Lee - 4 (UM, 3/30)
5. 3 - Five times

HEAD COACH JOHN CALIPARI

Most Wins

Since the 2005-06 season, John Calipari's on-court record ranks him as the winningest coach over the last seven-plus seasons. Totals through April 5.

1.	John Calipari	287-49
2.	Bill Self	278-52
3.	Mike Krzyzewski	261-59
4.	Thad Matta	254-70
5.	Roy Williams	254-71

On Pace with the Baron of the Bluegrass

Legendary coach Adolph Rupp won 876 career games while the coach of UK. He also led the Blue and White to five NCAA titles during his 41-year tenure. However, current UK coach John Calipari is keeping pace with the legend as far as victories to begin his career at Kentucky. In his 189th game, Coach Rupp's Cats lost to Vanderbilt, 40-32.

Coach	Games	Record
Rupp	188	154-34
Calipari	188	152-36

Wildcats in March

Kentucky is 314-120 all-time in the month of March. The Wildcats have attained a 35-9 record during the month of madness under John Calipari's direction.

Conference Championship Calipari

Calipari has won seven regular season conference championships dating back to his Conference USA days at Memphis. That streak includes two SEC titles. He has also won five tournament titles in that span, including a pair of SEC tournament championships.

Winning Number 20

A win over Ole Miss gave UK its 58th 20-win season in program history, and fifth-straight under John Calipari. Calipari has now coached a 20-win team in 20 consecutive seasons as a collegiate head coach. He leads all active coaches with that streak. Mike Krzyzewski (Duke) and Jim Boeheim (Syracuse) have 18 and 17, respectively. Billy Donovan (Florida) and Bill Self (Kansas) have both notched 16-straight 20-win seasons. Only Dean Smith's 27-consecutive seasons with 20 or more victories ranks more than Calipari's. Lute Olson also had 20 during his tenure at Arizona.

Calipari Unrivaled in the Conference

UK head coach John Calipari is unrivaled in the league when it comes to conference accolades. During his career, Calipari has won 12 league championships, including the 2010 and 2012 SEC Championships, seven more than the next closest

coach (Billy Donovan has five conference titles).

Calipari also has 11 conference tournament titles, eight more than his closest competitor.

Furthermore, he's tallied a 272-83 (.766) all-time record within conference play as a head coach. He owns a 64-17 (.790) clip since joining the SEC.

Calipari at No. 1

Calipari is one of just two coaches (Frank McGuire) to lead three programs to a No. 1 ranking. Calipari is 62-9 as the top-ranked coach in the country. He tallied a 32-4 mark at UMass when the Minutemen were No. 1 and he was 9-1 at Memphis when he had the Tigers at the pinnacle of the rankings. Calipari is 24 of 28 when his team is at the top as UK's head coach.

In addition, Calipari has guided four of his last six teams to the No. 1 ranking and this year marks the sixth time he's led his team to the top ranking throughout his career. He guided his 1994-95 and 1995-96 UMass teams to the No. 1 ranking, as well as his 2007-08 Memphis team and his 2009-10, 2011-12 and 2013-14 Kentucky teams.

Calipari Comfortable at Home

Since the 2000 season, John Calipari-coached teams have posted a 238-22 (.915) record at home. In Calipari's first season, UK tallied an 18-0 mark at home, and the Cats were 15-0 in Rupp in his second season. Kentucky finished 18-0 in 2011-12 and is 16-2 this season.

His 54-game winning streak at Rupp was the longest streak since the arena opened in 1976.

Coach Streak (Yrs)

1.	John Calipari	54 (2010-13)
2.	Rick Pitino	33 (1992-94)
3.	Joe B. Hall	30 (1981-82)
4.	Rick Pitino	27 (1995-97)
5.	Joe B. Hall	26 (1977-78)

The Success Rate

Coach Calipari has graduated 100% of the players (10 of 10) who have been eligible to graduate by the end of their senior years and exhausted their athletic eligibility. Of that group, Patrick Patterson and Jarrod Polson each completed their degrees in just three years. Current senior Jon Hood has also received a bachelor's degree, and will have another year of eligibility.

Calipari is Just as Comfortable on the Road

Calipari has recorded a 67-27 (.713) record on the road dating back to 2005-06 season. The young Wildcats are 5-4 on the road so far in 2013-14.

UK VS. AP RANKED FOES

In John Calipari Era (2009-Present)

32-13, 11-5 SEC

vs. No. 12 Wisconsin (Dallas)	April 5, 2014	W, 74-73
vs. No. 7 Michigan (Indianapolis)	March 30, 2014	W, 75-72
vs. No. 5 Louisville (Indianapolis)	March 28, 2014	W, 74-69
vs. No. 2 Wichita St. (St. Louis)	March 23, 2014	W, 78-76
vs. No. 1 Florida (Atlanta)	March 16, 2014	L, 61-60
at No. 1 Florida	March 8, 2014	L, 84-65
vs. No. 3 Florida	Feb. 15, 2014	L, 69-59
vs. No. 4 Louisville	Dec. 28, 2013	W, 73-66
at No. 18 North Carolina	Dec. 14, 2013	L, 82-77
vs. No. 20 Baylor (Dallas)	Dec. 6, 2013	L, 67-62
vs. No. 2 Michigan St. (Chicago)	Nov. 12, 2013	L, 78-74
No. 11 Florida	March 9, 2013	W, 61-57
at No. 7 Florida	Feb. 12, 2013	L, 69-52
at No. 16 Ole Miss	Jan. 29, 2013	W, 87-74
at No. 4 Louisville	Dec. 29, 2012	L, 80-77
vs. No. 9 Duke (Atlanta)	Nov. 13, 2012	L, 75-68
vs. No. 6 Kansas (NCAA)	April 2, 2012	W, 67-59
vs. No. 17 Louisville (NCAA)	March 31, 2012	W, 69-61
vs. No. 9 Baylor (NCAA)	March 25, 2012	W, 82-70
vs. No. 16 Indiana (NCAA)	March 23, 2012	W, 87-71
at No. 16 Florida	March 4, 2012	W, 74-59
No. 8 Florida	Feb. 7, 2013	W, 78-58
No. 4 Louisville	Dec. 31, 2012	W, 69-62
No. 5 North Carolina	Dec. 3, 2011	W, 73-72
vs. No. 12 Kansas (New York)	Nov. 15, 2011	W, 75-65
vs. No. 9 UConn (NCAA)	April 2, 2011	L, 56-55
vs. No. 7 N. Carolina (NCAA)	March 27, 2011	W, 76-69
vs. No. 1 Ohio State (NCAA)	March 25, 2011	W, 62-60
vs. No. 22 W. Virginia (NCAA)	March 19, 2011	W, 71-63
vs. No. 12 Florida (Atlanta)	March 13, 2011	W, 70-54
No. 21 Vanderbilt	March 1, 2011	W, 68-66
No. 13 Florida	Feb. 26, 2011	W, 76-68
at No. 21 Vanderbilt	Feb. 12, 2011	L, 81-77
at No. 22 Louisville	Dec. 31, 2010	W, 78-63
vs. No. 23 N. Dame (Louisville)	Dec. 8, 2010	W, 72-58
vs. No. 13 Washington (Maui)	Nov. 23, 2010	W, 74-67
vs. No. 6 W. Virginia (NCAA)	March 27, 2010	L, 73-66
vs. No. 15 Tennessee (Nashville)	March 13, 2010	W, 74-45
at No. 19 Tennessee	Feb. 27, 2010	L, 74-65
at No. 17 Vanderbilt	Feb. 20, 2010	W, 58-56
No. 12 Tennessee	Feb. 13, 2010	W, 73-62
No. 25 Ole Miss	Feb. 2, 2010	W, 85-75
No. 21 Vanderbilt	Jan. 30, 2010	W, 85-72
vs. No. 14 UConn (New York)	Dec. 9, 2009	W, 64-61
No. 10 North Carolina	Dec. 5, 2009	W, 68-66

UK IN OVERTIME

In John Calipari Era (2009-Present)

6-3, 5-3 SEC

vs. Arkansas	Feb. 27, 2014	L, 71-67
vs. LSU	Feb. 22, 2014	W, 77-76
at Arkansas	Jan. 14, 2014	L, 87-85
Missouri	Feb. 23, 2013	W, 90-83
at Texas A&M	Feb. 2, 2013	W, 61-57
at Arkansas	Feb. 23, 2011	L, 77-76
vs. Miss. State (Nashville)	March 14, 2010	W, 75-74
at Mississippi State	Feb. 16, 2010	W, 81-75
vs. Stanford (Cancun)	Nov. 25, 2009	W, 73-65

HEAD COACH JOHN CALIPARI

RECRUITING TRAIL

The Wildcats have signed more top-25 players over the past five seasons than 28 entire Division I conferences, including the Big Ten and Pac-12. And more than one-quarter of all top-10 prospects nationally over the past six classes have signed with Kentucky.

Player (year)	ESPN	Rivals	Scout
Devin Booker ('14)	18	30	31
Trey Lyles ('14)	7	8	8
Karl Towns ('14)	6	11	11
Tyler Ulis ('14)	33	33	29
Aaron Harrison ('13)	9	7	6
Andrew Harrison ('13)	5	5	5
Dominique Hawkins ('13)	NR	NR	NR
Dakari Johnson ('13)	7	9	17
Marcus Lee ('13)	25	19	24
Julius Randle ('13)	3	2	2
James Young ('13)	8	11	11
Derek Willis ('13)	NR	115	NR
Archie Goodwin ('12)	15	14	14
Willie Cauley-Stein ('12)	40	40	48
Nerlens Noel ('12)	1	2	1
Alex Poythress ('12)	13	8	7
Anthony Davis ('11)	1	2	1
Michael Kidd-Gilchrist ('11)	4	3	6
Marquis Teague ('11)	8	5	8
Kyle Wiltjer ('11)	19	22	24
Terrence Jones ('10)	9	13	8
Enes Kanter ('10)	25	3	3
Brandon Knight ('10)	4	6	6
Doron Lamb ('10)	29	21	28
Stacey Poole, Jr. ('10)	51	33	67
Eric Bledsoe ('09)	NR	23	37
DeMarcus Cousins ('09)	4	2	3
Daniel Orton ('09)	13	22	17
John Wall ('09)	5	1	2
Jon Hood ('09)	92	40	46
Total Top 10 Players	15	14	14
Top 15 Players	18	18	17
Top 20 Players	20	19	19
Top 25 Players	22	23	21

Calipari's Undefeated Conference Teams

When John Calipari led Kentucky to a 16-0 mark in league play in 2012, he joined rarified air. Calipari is believed to be one of three coaches, along with Frank McGuire and Jerry Tarkanian, to lead multiple teams to an unblemished mark in multiple Division 1 conferences.

Calipari did so at Memphis in Conference USA and Kentucky in the Southeastern Conference.

McGuire led St. John's in the Metro New York ('51, '52), North Carolina in the ACC ('57) and South Carolina in the ACC ('70) to undefeated marks.

Jerry Tarkanian guided Long Beach State in the Pacific Coast Athletics Association ('70, '71) and UNLV in the Big West ('87, '91, '92) to perfect conference seasons.

Calipari and the NBA Draft

Coach John Calipari has had two or more players selected in SIX consecutive NBA drafts dating back to 2008 with Memphis. He has three players who have been taken No. 1 overall. Following the 2013 draft, Calipari has had nine players taken in the top 10 of the draft in the last four seasons and 13 taken in the first round of the draft. With Anthony Davis going No. 1 overall in 2012, Calipari has coached three No. 1 picks in a five-year span. And his three No. 1 picks are the most by one coach in NBA Draft history.

Calipari Draft Picks

In 21 seasons as a head coach, John Calipari has coached 28 NBA draft picks including 19 first round selections with 11 of those going in the top-10 Here's a list of all of his draft picks:

Eric Bledsoe	Michael Kidd-Gilchrist
Antonio Burks	Brandon Knight
Marcus Camby	Doron Lamb
Rodney Carney	DeAndre Liggins
DeMarcus Cousins	Darius Miller
Anthony Davis	Nerlens Noel
Joey Dorsey	Daniel Orton
Chris Douglas-Roberts	Patrick Patterson
Robert Dozier	Lou Roe
Tyreke Evans	Derrick Rose
Archie Goodwin	Marquis Teague
Josh Harrellson	Dajuan Wagner
Terrence Jones	John Wall
Enes Kanter	Shawne Williams

HEAD COACH JOHN CALIPARI



Kentucky head coach John Calipari reached the mountaintop in his third year in Lexington, guiding Kentucky to its eighth national championship and its 15th Final Four. In doing so, he claimed his first national championship and his fourth appearance in the Final Four. He is one of only two coaches to lead three different schools to a Final Four (UMass-1996; Memphis-2008; Kentucky-2011, 2012).

The Wildcats rode the trademark hard-nosed Calipari defense to the 2012 title, finishing the season as the nation's top-ranked team in field-goal percentage defense and blocked shots.

Kentucky lost three members of its 2011 Final Four team (two to the draft, one to graduation), but Calipari reloaded with the nation's top-ranked recruiting class for the third straight season. Included in the class were eventual National Player of the Year Anthony Davis and All-American Michael Kidd-Gilchrist.

En route to the national championship, Calipari guided the Wildcats to an NCAA record-tying 38 wins, a perfect 16-0 mark in the Southeastern Conference and the school's 45th SEC championship, all while extending his winning streak in Rupp Arena to 51 straight games. Calipari extended his perfect mark at home as UK's coach to 54 games before finally losing in his fourth year at Kentucky.

Upon being named head coach on April 1, 2009, Calipari continued to work his magic of resurrecting once proud programs, taking an NIT team in 2009 to the 2010 NCAA Elite Eight. Along the way he led the Wildcats to a No. 1 ranking (UK's first since 2003), the program's 44th SEC regular-season championship and 26th SEC Tournament title.

The honors continued after the 2009-10 season as Calipari became the first coach in UK history to receive the Adolph Rupp National Coach of the Year award. He then watched as five of his players were selected in the first round of the 2010 NBA Draft, the first time a school has ever produced five first-round picks. Among those picks was the first Wildcat ever taken as the No. 1 overall pick, John Wall.

In his second year in 2010-11, a season that was labeled as a "rebuilding effort," one in which Calipari and the Cats were supposed to struggle after losing an unprecedented five first-round picks in the 2010 NBA Draft, Kentucky reloaded as Calipari guided UK to its 27th SEC Tournament championship, kept his unbeaten record at Rupp Arena alive and collected his 500th career on-court win.

In his inaugural season as head coach of the Wildcats, Calipari posted his fifth straight 30-win season, the only coach in NCAA Division I history to do so. In addition to the Rupp National Coach of the Year, Calipari was also named the Associated Press SEC Coach of the Year.

When he led Kentucky back to the No. 1 spot in the country, Calipari became one of only two coaches (Frank McGuire) in NCAA history to lead three teams to a No. 1 ranking. He led UMass to a No. 1 ranking in 1995 and 1996, and he led Memphis to the No. 1 spot in the 2008 season.

Much like he did at UMass, when his players graduated at nearly 80 percent, Calipari has stressed academics. Fifteen of his last 18 seniors that came through the Memphis program earned their bachelor's degrees, and all 10 players at UK who were eligible to graduate by the end of their senior years walked away with a degree in hand.

Following a 3.4 grade-point average in the 2013 spring semester — the highest in Coach Cal's tenure at UK — the Wildcats' scholarship players posted a 3.038 GPA in the 2013 fall semester. It marked the fifth semester in the last six fall/spring semesters Coach Cal's team earned a 3.0 or better.

As someone who prides himself on helping young men reach their dreams, he has placed 29 players in the NBA during his college coaching career, including 17 over his first four seasons at Kentucky. The 17 picks over a four-season span is the most of any coach.

In 2010, five of his UK players were selected in the first round for the first time in NBA history. He followed that up with four players in the draft in 2011, six players in 2012 — the most in a two-round draft — and two more in 2013.

Overall, he's churned out 17 NBA draft picks, 13 first-rounders, two No. 1 overall selections, five top-five picks and eight lottery picks at Kentucky. Since the 2008 draft, 22 of Coach Cal's players have been taken in the NBA Draft, including 15 first-rounders.

Included in Calipari's NBA success are three No. 1 overall picks (Derrick Rose, Wall and Davis) over the last five years. No other coach has had three No. 1 picks, and 2012 was the first time two players from the same team (Davis and Kidd-Gilchrist) were taken with the top two picks in the draft.

After bringing the University of Massachusetts basketball program to national prominence in the '90s and resurrecting the Memphis basketball program in the 2000s, Calipari became the 22nd coach in UK history and seventh in the last 80 years.

Following his fourth season at UK, Calipari's overall on-court record is 568-166, the third-highest winning percentage (77.4) among active NCAA Division I coaches with 10 years experience at college basketball's Division I level, trailing only Mark Few and Roy Williams.

His 173 victories from 2008-12 are the most ever for a coach over a five-year span in Division-I history. On the NCAA Division I list for winning percentage for all coaches (minimum 10 years), Calipari is in 10th place and ahead of Mike Krzyzewski, Jim Boeheim, Bob Huggins and Lute Olson.

Calipari's eight 30-win seasons are third most for a head coach in NCAA Division I history. For his career (21 years), Calipari has 19 20-win seasons and 12 25-win campaigns.

Coach Cal started his head-coaching career at UMass in 1998, guiding a struggling program at UMass to the top of college basketball, capped off by a Final Four appearance in 1996.

At 29, when he was named head coach, Calipari began building a program from the ground up, going 10-18 his first season before posting a 17-14 record his second year (receiving a bid to the National Invitation Tournament). The Minutemen won their first Atlantic 10 championship in 1992 with a 30-5 record, including a 13-3 mark in league play. With a 77-71 overtime win over Syracuse in an East Regional second-round game, UMass made its first NCAA Sweet 16 appearance.

From there, the program skyrocketed under Coach Cal.

Calipari compiled a 193-71 record (.731) during his eight-year career at Massachusetts, including a 108-44 mark (.684) in A-10 play. In addition to five straight NCAA Tournaments and a Final Four appearance in 1996, UMass also made two appearances in the NIT, advancing to the NIT semifinals in 1991. The 1990-91 season was the first of six straight seasons in which the Minutemen won at least 20 games.

Calipari's personal 20-win streak reached the 17-season mark after 35 wins in his first year at UK and 29 in his second. All nine of his Memphis clubs won 20-plus games, along with his last six teams at UMass. In his final season at UMass, Calipari was named the 1996 Naismith National Coach of the Year and The Sporting News National Coach of the Year. He was also named the Atlantic 10 Coach of the Year for the third time in four years, as well as Basketball Times East Region Coach of the Year.

During the Minutemen's 35-2 Final Four season in 1995-96, UMass posted wins over Kentucky, Maryland, Wake Forest, Georgia Tech, Syracuse, Virginia Tech and Louisville. UMass ended the regular season ranked No. 1 in the nation in the final regular-season poll after being the top-ranked team for nine weeks earlier in the year. The Minutemen also won their first 26 games of the season, setting a school record for most consecutive wins.

secutive wins.

In addition to his Naismith National Coach of the Year honors in 1996, Calipari was a Naismith Coach of the Year finalist in 1994 and 1995. He was the USBWA District I Coach of the Year in 1993.

Calipari left UMass in June of 1996 to become executive vice president of basketball operations and head coach of the New Jersey Nets. He led the Nets to a second-place finish in the NBA's Atlantic Division and the playoffs in 1998, ending a five-year postseason drought for the franchise. The Nets' 17-game turnaround from the previous year was the best that season in the NBA.

He became a member of the Philadelphia 76ers coaching staff in 1999, rejoining Philadelphia coach Larry Brown, for whom Calipari was an assistant at Kansas.

Calipari returned to the college game in 2000 at Memphis, where he led the Tigers to the 2008 NCAA title game. Memphis' 38 wins in 2007-08 made him the winningest coach for a single season in NCAA history. As a result, Calipari was named Naismith National Coach of the Year for a second time in his career. He is only the second coach to receive the honor multiple times since the award's inception in 1987. Krzyzewski is the other to do so.

Calipari, the 2009 Sports Illustrated National Coach of the Year, led the Tigers to nine straight 20-win campaigns and nine consecutive postseason appearances, the only Memphis coach to do that. He posted 252 wins — 28 wins per season — as the Tigers' head coach, making him the winningest coach in school history.

Calipari, who is now on the board of directors of the National Association of Basketball Coaches, began his coaching career at Kansas as a volunteer assistant under Ted Owens. In 1983, he was hired as the recruiting coordinator at the University of Vermont, but he was swayed back to the nation's heartland when Brown was hired as head coach at KU. He spent three seasons at Kansas (1982-85) before another three-year stint as an assistant coach to Paul Evans at Pittsburgh (1985-88).

The 53-year-old lettered two years at North Carolina-Wilmington before transferring to Clarion State. He played point guard at Clarion during the 1981 and 1982 seasons, leading the team in assists and free-throw percentage. The Eagles were ranked in the Division II Top 20 both years and participated in the 1981 NCAA Division II Tournament.

Calipari's foundation, The Calipari Foundation, has raised millions of dollars to help the lives of those in need in the Commonwealth and across the country, and in 2010, he used a telethon to raise more than \$1 million for victims of the devastating earthquake in Haiti. He followed that up with another telethon in 2012 that raised \$1 million for victims of Superstorm Sandy.

A year after helping raise \$350,000 for charity during the inaugural UK alumni weekend, Calipari was the driving force behind the more than \$1 million that was donated to local and national organizations during the second annual alumni weekend.

His foundation has also worked with and donated money to Samaritan's Feet, the West Liberty Recovery Fund, 4 Paws for Ability, the Starkey Hearing Foundation, the Urban League of Lexington and the V Foundation. Calipari has also headed up the EverFi Financial Literacy Program, which teaches students across Kentucky the importance of money management.

Author of the national bestseller, "Bounce Back: Overcoming Setbacks to Succeed in Business and in Life," and the soon-to-be-released "Players First," Calipari is a master of communication and maximizing talent. He lives by the motto "that it's never a matter of how far you have fallen, but instead it's about how high you bounce back."

Calipari and his wife, Ellen, have two daughters, Erin and Megan, and a son, Bradley.

HEAD COACH JOHN CALIPARI

NCAA Division-I

Active Winningest Coaches

(On-Court By Percentage - Min. 10 yrs. at Division I level entering 2013-14 season)

No.	Coach/Team	Yrs.	Pct.
1.	Mark Few/Gonzaga	14	.801
2.	Roy Williams/UNC	25	.795
3.	Thad Matta/Ohio State	13	.777
4.	John Calipari/Kentucky	21	.774
5.	Mike Krzyzewski/Duke	38	.763

Since 2005-06...

Since the 2005-06 season, John Calipari's on-court record ranks him as the winningest coach over the last six-plus seasons. Totals through April 5.

1. John Calipari	287-49
2. Bill Self	278-52
3. Mike Krzyzewski	261-59
4. Thad Matta	254-70
5. Roy Williams	254-71

Miscellaneous On-Court Records

Overall Record: 597-176 (.772)

March/April Record: 130-38 (.774)

NCAA Record: 43-13 (.768)

Record in Conference Games: 272-86 (.760)

Record in Conference Tournament: 44-12 (.786)

- Calipari owns the most single-season wins with 38, tying his own record (Memphis, '08) in 2012 with 38 wins.
- Calipari is one of two coaches (Roy Williams) in NCAA Division-I history to have 400 or more wins in the first 16 years as a head coach. Calipari had 416 wins in his first 16 years.
- Calipari is the winningest coach in NCAA Division-I history for a five-year span with 173 victories (2008-12).
- Calipari is the first coach in NCAA Division-I history to record five-straight on-court 30-win seasons. Memphis hit the 30-win plateau from 2006-09.
- Calipari is one of only two coaches (Rick Pitino) to lead three different schools to a Final Four.
- Calipari started with a 54-0 record in Rupp Arena as head coach of the Wildcats.
- Calipari has 17 players that have been chosen in the NBA Draft (13 first-round) over the last four seasons.

Cal in Conference

	Conference Championships	Tournament Championships	Conference Coach of the Year
SEC Coaches			
Anthony Grant, Alabama	3	2	1
Mike Anderson, Arkansas	1	0	1
Tony Barbee, Auburn	1	0	1
Billy Donovan, Florida	6	4	4
Mark Fox, Georgia	4	1	3
John Calipari, Kentucky	12	11	7
Johnny Jones, LSU	1	2	0
Frank Haith, Missouri	0	1	2
Andy Kennedy, Ole Miss	0	1	0
Rick Ray, Mississippi State	0	1	1
Frank Martin, South Carolina	0	0	1
Cuonzo Martin, Tennessee	1	0	1
Billy Kennedy, Texas A&M	4	2	3
Kevin Stallings, Vanderbilt	2	3	3
TOTALS	35	27	28

Calipari vs. All Opponents

Alabama.....	6-3	Dayton	1-0	Kansas.....	2-3	Morehead State	2-0	Rider	1-0	Towson State	1-0
Arizona.....	1-1	DePaul.....	4-2	Kansas State	2-0	Murray State	1-0	Robert Morris	2-1	Tulane.....	15-0
Arizona State	0-1	Detroit	1-0	Keene State	1-0	Nevada	1-0	Rutgers	11-4	Tulsa	11-1
Arkansas.....	5-6	Drexel	2-0	Kentucky	2-4	New Hampshire	5-0	Saint Louis	4-3	UAB	14-3
Arkansas-Little Rock	3-0	Duke	0-2	Lafayette (Pa.)	1-0	New Mexico	1-0	Sam Houston State.....	1-0	UCF	6-0
Arkansas-Pine Bluff	1-0	Duquesne	11-4	Lamar	4-0	New Orleans.....	1-0	Samford	3-0	UCLA	2-1
Arkansas State.....	4-0	East Carolina	7-0	LaSalle.....	3-0	North Carolina.....	4-2	Santa Clara.....	1-0	UNC Asheville.....	2-0
Auburn	6-0	East Tennessee State.....	3-0	LIU-Brooklyn	1-0	North Carolina State.....	1-0	Savannah State	1-0	UNC Greensboro	1-0
Austin Peay.....	6-1	Eastern Kentucky	1-0	Lipscomb	1-0	North Texas	1-0	Seton Hall	1-0	UNC Wilmington	1-0
Baylor.....	1-2	Eastern Michigan	2-0	Long Beach State	1-0	Northeastern	2-1	Siena.....	4-0	USF	9-1
Belmont.....	2-0	Fairfield	1-0	Louisiana-Lafayette.....	2-0	Northern Kentucky	1-0	SMU.....	8-0	Utah	1-1
Boise State	1-0	Florida.....	9-5	Louisiana Tech.....	1-1	Northwestern State	2-0	South Carolina.....	8-2	UTEP.....	6-0
Boston University	5-1	Florida State	1-1	Louisville.....	12-6	Notre Dame	1-1	South Connecticut.....	1-0	Vanderbilt.....	9-3
Boston College.....	2-0	Florida Tech.....	0-1	LSU.....	7-1	Oakland	1-0	Southeastern Louisiana	1-0	Vermont	2-0
Bradley.....	1-0	Fordham	5-0	Loyola	1-0	Ohio State.....	1-1	Southern Cal	3-0	Villanova	2-0
Bucknell	1-0	Furman	1-0	Lowell	2-1	Oklahoma	4-1	Southern Miss.....	15-4	Virginia.....	0-1
Buffalo.....	1-0	George Mason	1-0	Manhattan.....	2-0	Oklahoma State	0-2	Southwest Texas St.	1-0	Virginia Tech.....	2-0
BYU	1-0	Georgetown	2-1	Marist.....	2-0	Old Dominion	2-0	St. Bonaventure	17-1	Wake Forest	2-1
Cal State Northridge.....	1-0	George Washington	8-9	Marshall.....	3-0	Oral Roberts	1-0	St. John's.....	1-0	Washington	1-0
Central Conn. St.	2-0	Georgia	7-2	Marquette.....	3-1	Oregon State	1-0	St. Joseph's.....	15-5	Western Kentucky	2-0
Charlotte	2-3	Georgia Tech	1-1	Maryland.....	5-3	Pennsylvania.....	3-0	St. Mary's.....	1-0	West Virginia.....	11-7
Chattanooga	2-0	Gonzaga	4-0	Massachusetts.....	1-0	Penn State.....	4-4	St. Peter's.....	1-0	Wichita State.....	1-0
Christian Brothers	2-0	Hartford	2-0	Memphis	1-0	Pepperdine.....	1-0	Stanford	3-2	Winthrop	2-0
Cincinnati	5-7	Harvard	1-0	Miami (Fla.).....	0-1	Pittsburgh.....	2-1	Syracuse.....	3-2	Wisconsin	1-0
Cleveland State.....	3-0	Holy Cross	4-1	Miami (Ohio)	2-0	Portland	3-0	TCU	5-1	Wisconsin-Milwaukee.....	1-0
Coastal Carolina	1-0	Houston	17-3	Michigan	1-0	Princeton.....	2-0	Temple.....	13-11	Wofford	1-0
Colorado	1-1	Howard	1-0	Michigan State	1-1	Providence.....	2-1	Tennessee	11-5	Xavier	2-2
Colorado State.....	1-1	Illinois	1-1	Middle Tennessee.....	3-0	Purdue.....	2-1	Tennessee Martin	4-0	Yale	1-0
Connecticut.....	2-4	Indiana.....	3-1	Mississippi	10-4	Radford	1-0	Tennessee Tech.....	1-0		
Coppin State	1-0	Iowa	0-1	Mississippi State	7-0	Rhode Island.....	16-2	Texas	1-2		
Cornell	1-0	Iowa State.....	2-0	Mississippi Valley St.....	1-0	Rice.....	4-0	Texas A&M	3-1		
Dartmouth	1-0	Jackson State	2-0	Missouri	3-2	Richmond.....	1-0	Texas Arlington	2-0		

TEAM STAT SUPERLATIVES UNDER CALIPARI

TEAM

Most Points Scored

1. 108 Marist,	11/11/11
2. 105 UT Arlington	11/19/13
3. 104 LIU Brooklyn,	11/23/12
104 Hartford,	12/29/09
5. 102 Sam HoustonSt.,	11/19/09
102 Indiana,	3/23/12

Fewest Points Allowed

1. 38 Eastern Michigan,	1/2/13
2. 40 Radford,	11/23/11
3. 44 at Georgia,	1/24/12
44 vs. Tennessee,	1/31/12
44 vs. LSU,	1/15/11
44 vs. Drexel,	12/21/09

Field goals made

1. 46 Marist,	11/11/11
2. 42 LIU Brooklyn,	11/23/12
3. 41 Hartford,	12/29/09
4. 40 Lafayette,	11/16/12
5. 38 vs Wake Forest,	3/20/10

Field goals attempted

1. 77 Arkansas,	1/23/10
2. 76 Arkansas,	2/27/14
3. 75 Marist,	11/11/11
4. 73 at LSU	1/28/14
5. 71 at Arkansas,	2/23/11
71 at Georgia,	1/08/11

Field-goal percentage (20 made)

1. .697 LIU Brooklyn,	11/23/12 (42-62)
2. .645 Lafayette,	11/16/12 (40-62)
3. .643 Providence	12/1/13 (27-42)
4. .614 South Carolina	2/5/13 (27-44)
5. .613 Marist,	11/11/11 (46-75)

3-point field goals made

1. 15 vs. Georgia,	3/1/12
15 vs East Tennessee State,	3/18/10
3. 14 Hartford,	12/29/09
4. 13 East Tennessee State,	11/12/10
5. 12 Chattanooga,	12/17/11
12 vs North Carolina,	3/27/11
12 Winthrop University,	12/22/10
12 Vanderbilt,	1/30/10

3-point field goals attempted

1. 33 Chattanooga,	12/17/11
33 vs East Tennessee State,	3/18/10
33 Arkansas,	1/23/10
4. 32 vs West Virginia,	3/27/10
5. 28 Hartford,	12/29/09
28 Vanderbilt,	3/11/12

3-point FG percentage (10 made)

1. .625 Boston,	11/30/10 (10-16)
2. .579 Lafayette	11/16/12 (11-19)
3. .556 vs. Georgia,	3/1/12 (15-27)
.556 Ole Miss,	2/18/12 (10-18)
5. .550 South Carolina,	2/19/11 (11-20)

Free throws made

1. 35 vs. Indiana,	3/23/12
2. 32 Louisville,	12/31/11
3. 33 at South Carolina,	3/1/14
4. 30, vs. UNC Asheville	11/8/13
30 vs. Baylor,	3/25/12

Free throws attempted

1. 48 vs. UNC Asheville	11/8/13
2. 44 at Indiana,	12/11/10
44 vs. Baylor	3/25/12
4. 43 at North Carolina	12/14/13
43 at Louisville,	12/31/11

Free-throw percentage (10 made)

1. 1,000 Florida,	2/7/12 (11-11)
1,000 Austin Peay,	12/19/09 (18-18)
3. .953 Tennessee,	1/18/14 (23-24)
4. .946 Indiana	3/23/12 (35-37)
5. .900, Ole Miss	2/18/14 (27-30)

Most rebounds

1. 59 Arkansas,	1/23/10
2. 57 Louisville ,	12/31/12
3. 56 Robert Morris,	11/17/13
4. 53 at LSU,	2/06/10
5. 52, three times	
Most recent: Eastern Michigan	11/27/13

Most assists

1. 30 Hartford,	12/29/09
2. 28 LIU Brooklyn,	11/23/12
28 vs UNC-Asheville,	11/30/09
4. 27 vs East Tennessee State,	3/18/10
5. 24 Marist,	11/11/11

Most steals

1. 15 vs. Lafayette,	11/16/12
2. 13 vs. UConn,	12/09/09
3. 12 vs. Lipscomb	12/15/12
12 vs. Portland,	11/26/11
12 vs. Cornell,	3/25/10
12 vs. Georgia,	1/09/10
12 vs UNC-Asheville,	11/30/09

Most blocked shots

1. 18 St. John's,	12/1/11
2. 14 at Georgia,	3/03/10
3. 13 at Ole Miss	1/29/13
13 Arkansas,	1/17/12
13 vs. Kansas,	11/15/11
13 Marist,	11/11/11

Fewest turnovers

1. 3 at South Carolina,	2/4/12
2. 4 vs. Portland,	11/26/11
4 vs. Wisconsin,	4/5/14
4. 6 at Vanderbilt,	2/11/12
6 at LSU,	1/28/12,
6 vs. Florida,	3/13/11
6 vs. Indiana,	12/11/10

INDIVIDUAL STAT SUPERLATIVES UNDER CALIPARI

INDIVIDUAL

Most points

1.	35	Terrence Jones vs. Auburn	1/11/11
2.	32	Doron Lamb vs. Winthrop	12/22/10
3.	30	Brandon Knight vs. W. Virginia	3/19/11
4.	29	Julius Randle vs. Belmont	12/21/13
	29	Eric Bledsoe vs. E. Tenn. St.	03/18/10
	29	Terrence Jones vs. Oklahoma	11/22/10

Field goals made

1.	12	Terrence Jones vs. Oklahoma	11/22/10
2.	11	Doron Lamb vs. Winthrop	12/22/10
	11	Terrence Jones vs. Auburn	1/11/11
4.	10	15 tied	

Field goals attempted

1.	23	Brandon Knight at Arkansas	2/23/11
	23	Brandon Knight vs. UConn	4/02/11
3.	20	Brandon Knight vs. W. Virginia	3/19/11
4.	19	Terrence Jones vs. E. Tenn. St.	11/12/10
	19	Kyle Wiltjer at Ole Miss	1/29/13

Field-goal percentage (8 made)

1.	.917	Doron Lamb vs. Winthrop	2/22/10 (11-12)
2.	.909	Anthony Davis vs. Vanderbilt	2/25/12 (10-11)
3.	.900	Alex Poythress vs. Lafayette	11/16/12 (9-10)
	.900	DeMarcus Cousins vs. Wake Forest	3/20/10 (9-10)
	.900	Anthony Davis at South Carolina	2/4/12 (9-10)
	.900	Patrick Patterson vs. East Tennessee State	3/18/10 (9-10)

3-point field goals made

1.	8	Eric Bledsoe vs. East Tenn. St.	3/18/10
2.	7	Doron Lamb vs. Winthrop	12/22/10
	7	Kyle Wiltjer vs. Lafayette	11/16/12
	7	Kyle Wiltjer vs. Lipscomb	12/15/12
5.	6	Darius Miller vs. South Carolina	2/19/11
	6	Darnell Dodson vs. Hartford	12/29/09

3-point field goals attempted

1.	12	Kyle Wiltjer at Ole Miss	1/29/13
	12	James Young at LSU	1/28/14
2.	11	Kyle Wiltjer vs. Lafayette	11/16/12
	11	Brandon Knight vs. North Carolina	3/27/11
	11	Brandon Knight vs. UConn	4/02/11
	11	James Young vs. Boise State	12/10/13
	11	James Young vs. Michigan State	11/12/13

3-point FG percentage (6 made)

1.	.889	Eric Bledsoe vs. East Tennessee State	3/18/10 (8-9)
2.	.875	Doron Lamb vs. Winthrop	12/22/10 (7-8)
3.	.778	Kyle Wiltjer vs. Lipscomb	12/15/12 (7-9)
4.	.750	Darius Miller vs. South Carolina	2/19/11 (6-8)
5.	.636	Kyle Wiltjer vs. Lafayette	11/16/12 (7-11)

Free throws made

1.	13	Julius Randle vs. Belmont	12/21/13
	13	Julius Randle at Ole Miss	2/14/14
2.	12	Archie Goodwin at Ole Miss	1/29/13
	12	Archie Goodwin vs. Morehead State	11/21/12
	12	Anthony Davis vs. Louisville	12/31/11

Free throws attempted

1.	19	Julius Randle vs. Belmont	12/21/13
2.	17	Andrew Harrison at North Carolina	12/14/13
	17	Archie Goodwin vs. Morehead State	11/21/12
	17	DeMarcus Cousins vs. Tennessee	3/13/10
5.	16	Deandre Liggins vs. Indiana	12/11/10
	16	Terrence Jones vs. St. Johns	12/1/11

Free-throw percentage (6 made)

1.	1.000	30 tied	
		Most Recent: Aaron Harrison vs. Louisville	3/28/14 (6-6)
		Most FT Made: Michael Kidd-Gilchrist vs. Indiana	3/23/12 (10-10)
		Aaron Harrison vs. RMU	11/17/13 (10-10)
		Andrew Harrison vs. Tennessee	1/18/14 (10-10)

Most rebounds

1.	19	Michael Kidd-Gilchrist vs. Louisville	12/31/11
2.	18	DeMarcus Cousins vs. Louisville	1/02/10
	18	DeMarcus Cousins vs. Sam Houston	11/19/09
	18	Anthony Davis vs. Chattanooga	12/17/11
	18	Patrick Patterson vs. Rider	11/21/09

Most assists

1.	16	John Wall vs. Hartford	12/29/09
2.	14	John Wall vs. UNC Asheville	11/30/09
3.	11	John Wall vs. East Tennessee State	3/18/10
	11	John Wall vs. Rider	11/21/09
5.	10	Julius Mays vs. Lafayette	11/16/12
	10	Marquis Teague vs. Florida	2/7/12


Most steals

1.	6	Willie Cauley-Stein vs. Georgia	1/25/14
	6	Nerlens Noel vs. Baylor	12/1/12
	6	John Wall vs. UNC Asheville	11/30/09
	6	John Wall vs. UConn	12/09/09
5.	5	Darius Miller at Portland	11/19/10
	5	Deandre Liggins vs. Tennessee	2/08/11
	5	John Wall vs. Mississippi State	3/14/10

Most blocked shots

1.	12	Nerlens Noel at Ole Miss	1/29/13
2.	9	Willie Cauley-Stein vs. Providence	12/1/13
	9.	Willie Cauley-Stein vs. Boise State	12/10/13
4.	8	Nerlens Noel at Alabama	1/22/13
	8	Anthony Davis vs. St. Johns	12/1/11
	8	Anthony Davis at South Carolina	2/4/12

PLAYER BIOS



15	Willie Cauley-Stein	F	7-0	244	Sophomore	Olathe, Kan. (Northwest)
----	---------------------	---	-----	-----	-----------	--------------------------


- Was a defensive force vs. Kansas State, grabbing eight boards, blocking four shots and notching four steals.
- Tallied 10 points, 11 rebounds and five blocks vs. Florida.
- Scored eight points, grabbed six rebounds and swatted six shots in UK's win over LSU in the SEC Tournament.
- Named to the SEC All-Defensive Team.

- Swiped a career-high six steals and blocked six shots in UK's win over Georgia.
- Has led UK in blocks 27 times this year.
- Leads Kentucky with 106 blocks on the season and is sixth in UK history with 167 career blocked shots.
- Has scored in double figures 10 times, while pulling down 10+ rebounds in eight games.

2013-14 Season Highs	Categories	Career Highs
18, vs. Ole Miss (2/4/14)	Pts	20, vs. Vanderbilt (2/20/13)
13, twice	Rebs	13, twice
8, twice	FG Made	8, three times
12, twice	FG Atts.	12, twice
-	3-FG Made	-
-	3-FG Atts.	-
5, vs. Cleveland State (11/25/13)	FTs Made	5, vs. Cleveland State (11/25/13)
7, twice	FTs Atts.	8, at Arkansas (3/2/13)
4, vs. UNC Asheville (11/8/13)	Assists	4, three times
6, vs. Georgia (1/25/14)	Steals	6, vs. Georgia (1/25/14)
9, twice	Blocks	9, twice
36, vs. Providence (12/1/13)	Minutes	37, at Arkansas (3/2/13)

Last Five Games

Opponent	Minutes	FG-A	Pct.	3P-A	Pct.	FT-A	Pct.	O-D-T	PF	Assists	TO	Blocks	Steals	Points
Kansas State	28	1-4	.250	0-0	.000	0-0	.000	5-3-8	4	1	1	4	4	2
Wichita St.	23	2-3	.667	0-0	.000	0-1	.000	0-2-2	3	0	0	1	2	4
Louisville	4	0-0	.000	0-0	.000	0-0	.000	0-1-1	1	0	0	0	0	0
Michigan						DNP								
Wisconsin						DNP								



24	E.J. Floreal	G	6-3	195	Freshman	Palo Alto, Calif. (Dunbar)
----	--------------	---	-----	-----	----------	----------------------------

- Has seen action in three games this year.
- Scored on a dunk in two minutes of action against Robert Morris.

- Father, Edrick, is the University of Kentucky Track and Cross Country Head Coach.
- Mother, LaVonna, is the 1992 Olympic Silver Medalist in the 100m hurdles.
- All-State Track performer in high school.

2013-14 Season Highs	Categories	Career Highs
2, vs. Robert Morris (11/17/13)	Pts	2, vs. Robert Morris (11/17/13)
1, vs. Robert Morris (11/17/13)	Rebs	1, vs. Robert Morris (11/17/13)
1, vs. Robert Morris (11/17/13)	FG Made	1, vs. Robert Morris (11/17/13)
1, vs. Robert Morris (11/17/13)	FG Atts.	1, vs. Robert Morris (11/17/13)
-	3-FG Made	-
-	3-FG Atts.	-
-	FTs Made	-
-	FTs Atts.	-
-	Assists	-
1, vs. Robert Morris (11/17/13)	Steals	1, vs. Robert Morris (11/17/13)
1, vs. Robert Morris (11/17/13)	Blocks	1, vs. Robert Morris (11/17/13)
2, vs. Robert Morris (11/17/13)	Minutes	2, vs. Robert Morris (11/17/13)

Last Five Games

Opponent	Minutes	FG-A	Pct.	3P-A	Pct.	FT-A	Pct.	O-D-T	PF	Assists	TO	Blocks	Steals	Points
Kansas State						DNP								
Wichita St.						DNP								
Louisville						DNP								
Michigan						DNP								
Wisconsin						DNP								



2	Aaron Harrison	G	6-6	218	Freshman	Richmond, Texas (Travis)
---	----------------	---	-----	-----	----------	--------------------------

- Nailed a 3 with 5.7 seconds to play to push UK past Wisconsin with a 74-73 win in the Final Four.
- Knocked down a 3 with four seconds to play to claim UK's 75-72 win over Michigan in the Elite Eight, his fourth 3 of the second half.


- Notched 15 points with three steals in UK's win over Louisville, including knocking down a 3 with 39 seconds remaining to give the Wildcats a two-point lead.
- Scored 19 points, including four 3s (4-7), to help UK knock off Wichita State.
- Tallied 18 points in UK's second-round win over Kansas State.
- Named SEC All-Tournament Team.
- Averaging 14.4 points per game in the last five games, including shooting .560 from beyond the arc.

2013-14 Season Highs	Categories	Career Highs
28, vs. Robert Morris (11/17/13)	Pts	28, vs. Robert Morris (11/17/13)
7, vs. Eastern Michigan (11/27/13)	Rebs	7, vs. Eastern Michigan (11/27/13)
8, vs. North Carolina (12/14/13)	FG Made	8, vs. North Carolina (12/14/13)
17, vs. Florida (3/16/14)	FG Atts.	17, vs. Florida (3/16/14)
4, four times	3-FG Made	4, four times
7, five times	3-FG Atts.	7, five times
11, vs. South Carolina (3/1/14)	FTs Made	11, vs. South Carolina (3/1/14)
12, vs. South Carolina (3/1/14)	FTs Atts.	12, vs. South Carolina (3/1/14)
7, vs. Belmont (12/21/13)	Assists	7, vs. Belmont (12/21/13)
4, vs. UNC Asheville (11/8/13)	Steals	4, vs. UNC Asheville (11/8/13)
2, vs. Alabama (3/4/14)	Blocks	2, vs. Alabama (3/4/14)
43, vs. LSU (2/22/14)	Minutes	43, vs. LSU (2/22/14)

Last Five Games

Opponent	Minutes	FG-A	Pct.	3P-A	Pct.	FT-A	Pct.	O-D-T	PF	Assists	TO	Blocks	Steals	Points
Kansas State	37 Start	6-10	.600	2-4	.500	4-6	.667	0-1-1	0	1	2	0	0	18
Wichita St.	39 Start	6-13	.462	4-7	.571	3-4	.750	1-0-1	2	1	3	0	2	19
Louisville	38 Start	3-13	.231	3-7	.429	6-6	1.000	1-2-3	1	0	1	0	3	15
Michigan	30 Start	4-8	.500	4-6	.667	0-0	.000	0-0-0	4	0	1	0	0	12
Wisconsin	36 Start	3-8	.375	1-1	1.000	1-2	.500	0-3-3	2	2	0	0	0	8

PLAYER BIOS



5	Andrew Harrison	6	6-6	215	Freshman	Richmond, Texas (Travis)
---	-----------------	---	-----	-----	----------	--------------------------

- Dished out six asissts in UK's Elite Eight win over Michigan.
- Tallied 14 points, five rebounds and seven assists to lead UK to a win over Louisville.
- Led UK in scoring with 20 points, shooting 6-9 from the field, as the Wildcats took down Wichita St.
- Dished out five assists in his first NCAA Tournament appearance.
- Bested his career high in assists from the night before with nine assists to go along with 12 points vs. Georgia in the SEC Tournament.
- Averaging 5.0 assists over the last five games.
- Has led UK in assists in 27 games.

2013-14 Season Highs	Categories	Career Highs
26, vs. Tennessee (1/18/14)	Pts	26, vs. Tennessee (1/18/14)
8, three times	Rebs	8, three times
7, vs. Tennessee (1/18/14)	FG Made	7, vs. Tennessee (1/18/14)
16, vs. Louisville (12/28/13)	FG Atts.	16, vs. Louisville (12/28/13)
2, 10 times	3-FG Made	2, 10 times
7, vs. Texas A&M (1/21/14)	3-FG Atts.	7, vs. Texas A&M (1/21/14)
10, twice	FTs Made	10, twice
17, vs. North Carolina (12/14/13)	FTs Atts.	17, vs. North Carolina (12/14/13)
9, vs. Georgia (3/15/14)	Assists	9, vs. Georgia (3/15/14)
3, vs. Florida (3/8/14)	Steals	3, vs. Florida (3/8/14)
2, vs. LSU (2/22/14)	Blocks	2, vs. LSU (2/22/14)
39, twice	Minutes	39, twice

Last Five Games

Opponent	Minutes	FG-A	Pct.	3P-A	Pct.	FT-A	Pct.	O-D-T	PF	Assists	TO	Blocks	Steals	Points
Kansas State	35 Start	1-6	.167	1-3	.333	4-6	.667	0-5-5	1	5	6	1	0	7
Wichita St.	34 Start	6-9	.667	1-3	.333	7-9	.778	0-1-1	3	3	6	0	0	20
Louisville	38 Start	4-11	.364	1-4	.250	5-6	.833	2-3-5	3	7	2	0	0	14
Michigan	37 Start	3-12	.250	0-1	.000	2-3	.667	0-3-3	2	6	4	0	0	8
Wisconsin	29 Start	4-14	.286	0-2	.000	1-2	.500	1-2-3	3	4	2	0	1	9



25	Dominique Hawkins	6	6-0	193	Freshman	Richmond, Ky. (Madison Central)
----	-------------------	---	-----	-----	----------	---------------------------------

- Scored his first bucket of the NCAA Tournament on a drive in the waning minutes of the first half vs. Wisconsin.
- Played a key defensive role in 15 minutes of action in UK's Sweet 16 win over Louisville and 11 minutes in an Elite Eight win over Michigan.
- Dished out three assists in UK's wins over Robert Morris and Belmont.
- Notched four points, two rebounds and two assists to open SEC play against Mississippi State.
- Was named 2013 Kentucky Mr. Basketball.
- Named MVP of the KHSAA Sweet Sixteen, leading his team to a state championship.

2013-14 Season Highs	Categories	Career Highs
5, vs. Providence (12/1/13)	Pts	5, vs. Providence (12/1/13)
4, vs. Belmont (12/21/13)	Rebs	4, vs. Belmont (12/21/13)
2, twice	FG Made	2, twice
5, vs. Mississippi State (1/8/14)	FG Atts.	5, vs. Mississippi State (1/8/14)
1, twice	3-FG Made	1, twice
2, twice	3-FG Atts.	2, twice
2, vs. Mississippi State (1/8/14)	FTs Made	2, vs. Mississippi State (1/8/14)
2, three times	FTs Atts.	2, three times
3, twice	Assists	3, twice
1, four times	Steals	1, four times
1, vs. Robert Morris (11/17/13)	Blocks	1, vs. Robert Morris (11/17/13)
23, vs. Mississippi State (1/8/14)	Minutes	23, vs. Mississippi State (1/8/14)

Last Five Games

Opponent	Minutes	FG-A	Pct.	3P-A	Pct.	FT-A	Pct.	O-D-T	PF	Assists	TO	Blocks	Steals	Points
Kansas State						DNP								
Wichita St.						DNP								
Louisville	15	0-0	.000	0-0	.000	0-0	.000	0-0-0	3	0	0	0	0	0
Michigan	11	0-0	.000	0-0	.000	0-0	.000	0-0-0	0	0	0	0	0	0
Wisconsin	11	1-1	1.000	0-0	.000	0-0	.000	0-0-0	2	0	0	0	0	2



4	Jon Hood	6	6-7	215	Senior	Madisonville, Ky. (North Hopkins)
---	----------	---	-----	-----	--------	-----------------------------------

- Made his first career start on Senior Night vs. Alabama, nailing a 3 in six minutes of action as UK won 55-48.
- Knocked down a 3 in a season-high 13 minutes at Mississippi State.
- Has played in 86 games throughout his career at UK.
- The only remaining player from Coach Calipari's original roster.
- .789 career free throw shooter.
- Has played with 17 NBA players during his time at Kentucky.
- Named Kentucky Mr. Basketball in 2009.

2013-14 Season Highs	Categories	Career Highs
5, vs. Northern Kentucky (11/10/13)	Pts	7, vs. Coppin State (12/28/10)
2, vs. Mississippi State (2/8/14)	Rebs	4, twice
1, four times	FG Made	2, five times
4, vs. Mississippi State (2/8/14)	FG Atts.	7, vs. Coppin State (12/28/10)
1, three times	3-FG Made	2, vs. Samford (12/4/12)
3, vs. Mississippi State (2/8/14)	3-FG Atts.	4, vs. Coppin State (12/28/10)
2, twice	FTs Made	2, seven times
2, twice	FTs Atts.	4, vs. Portland (11/19/10)
1, four times	Assists	3, vs. LSU (1/15/11)
1, twice	Steals	2, twice
-	Blocks	1, three times
13, vs. Mississippi State (2/8/14)	Minutes	20, vs. LSU (1/15/11)

Last Five Games

Opponent	Minutes	FG-A	Pct.	3P-A	Pct.	FT-A	Pct.	O-D-T	PF	Assists	TO	Blocks	Steals	Points
Kansas State						DNP								
Wichita St.						DNP								
Louisville						DNP								
Michigan						DNP								
Wisconsin						DNP								

PLAYER BIOS



44 **Dakari Johnson** **C** **7-0** **265** **Freshman** **Brooklyn, N.Y. (Montverde Acad.)**

- Tallied 10 points and seven rebounds, including five offensive, in UK's win over Wisconsin.
- Matched a career high in scoring with 15 points, while adding six rebounds in a season-high 31 minutes to help UK knock off Louisville.
- Pulled down a career-high 11 boards and scored nine points in UK's win over LSU in the SEC Tournament.
- Scored nine points and grabbed five rebounds in consecutive games vs. Alabama and Florida.
- Blocked a career-high four shots vs. Ole Miss.
- Averaging 3.9 rebounds per game.

2013-14 Season Highs	Categories	Career Highs
15, twice	Pts	15, twice
11, vs. LSU (3/14/14)	Rebs.	11, vs. LSU (3/14/14)
7, twice	FG Made	7, twice
10, twice	FG Atts.	10, twice
-	3-FG Made	-
-	3-FG Atts.	-
4, vs. Robert Morris (11/17/13)	FTs Made	4, vs. Robert Morris (11/17/13)
7, vs. Florida (3/8/14)	FTs Atts.	7, vs. Florida (3/8/14)
1, seven times	Assists	1, seven times
2, vs. Auburn (2/12/14)	Steals	2, vs. Auburn (2/12/14)
4, vs. Ole Miss (2/4/14)	Blocks	4, vs. Ole Miss (2/4/14)
31, vs. Louisville (3/28/14)	Minutes	31, vs. Louisville (3/28/14)

Last Five Games

Opponent	Minutes	FG-A	Pct.	3P-A	Pct.	FT-A	Pct.	O-D-T	PF	Assists	TO	Blocks	Steals	Points
Kansas State	12 Start	0-1	.000	0-0	.000	0-0	.000	0-1-1	2	0	1	0	0	0
Wichita St.	20 Start	1-2	.500	0-0	.000	1-2	.500	0-2-2	1	0	0	0	1	3
Louisville	31 Start	7-10	.700	0-0	.000	1-2	.500	3-3-6	2	0	1	0	0	15
Michigan	21 Start	4-5	.800	0-0	.000	0-2	.000	1-2-3	3	0	3	1	1	8
Wisconsin	18 Start	4-6	.667	0-0	.000	2-3	.667	5-2-7	3	1	0	0	0	10



21 **Tod Lanter** **G** **6-2** **190** **Junior** **Lexington, Ky. (Gulf Coast State CC)**

- Saw action in six games during the 2012-13 season.
- Pulled down two boards in 2012-13.
- Son of former Kentucky player, Bo Lanter.

2013-14 Season Highs	Categories	Career Highs
-	Pts	-
-	Rebs	2, vs. Mississippi State (2/27/13)
-	FG Made	-
-	FG Atts.	1, three times
-	3-FG Made	-
-	3-FG Atts.	1, twice
-	FTs Made	-
-	FTs Atts.	-
-	Assists	-
-	Steals	-
-	Blocks	-
-	Minutes	3, vs. Mississippi State (2/27/13)

Last Five Games

Opponent	Minutes	FG-A	Pct.	3P-A	Pct.	FT-A	Pct.	O-D-T	PF	Assists	TO	Blocks	Steals	Points
Kansas State						DNP								
Wichita St.						DNP								
Louisville						DNP								
Michigan						DNP								
Wisconsin						DNP								



00 **Marcus Lee** **F** **6-9** **215** **Freshman** **Antioch, Calif. (Deer Valley)**

- Tallied four points on two dunks to go along with a block in UK's win over Wisconsin.
- Delivered his best performance of the season to help UK advance past Michigan in the Elite Eight, scoring 10 points, grabbing eight boards, including seven offensive, and swatting two shots in 15 minutes of action
- Tallied 10 points and three blocks in Kentucky's win over UT Arlington.
- Scored a season-high 17 points in the first game of the year against UNC Asheville. Has blocked 11 shots on the year.
- Started for the Wildcats during a four-game stretch against Robert Morris, UT Arlington, Cleveland St. and Eastern Michigan.

2013-14 Season Highs	Categories	Career Highs
17, vs. UNC Asheville (11/8/13)	Pts	17, vs. UNC Asheville (11/8/13)
8, vs. Michigan (3/30/14)	Rebs	8, vs. Michigan (3/30/14)
7, vs. UNC Asheville (11/8/13)	FG Made	7, vs. UNC Asheville (11/8/13)
8, vs. UNC Asheville (11/8/13)	FG Atts.	8, vs. UNC Asheville (11/8/13)
-	3-FG Made	-
-	3-FG Atts.	-
3, vs. UNC Asheville (11/8/13)	FTs Made	3, vs. UNC Asheville (11/8/13)
7, vs. UNC Asheville (11/8/13)	FTs Atts.	7, vs. UNC Asheville (11/8/13)
1, two times	Assists	1, two times
-	Steals	-
3, vs. UT Arlington (11/19/13)	Blocks	3, vs. UT Arlington (11/19/13)
15, twice	Minutes	15, twice

Last Five Games

Opponent	Minutes	FG-A	Pct.	3P-A	Pct.	FT-A	Pct.	O-D-T	PF	Assists	TO	Blocks	Steals	Points
Kansas State						DNP								
Wichita St.						DNP								
Louisville	1	0-0	.000	0-0	.000	0-0	.000	0-0-0	1	0	0	0	0	0
Michigan	15	5-7	.714	0-0	.000	0-0	.000	7-1-8	0	0	0	2	0	10
Wisconsin	10	2-3	.667	0-0	.000	0-0	.000	0-1-1	1	0	0	1	0	4

PLAYER BIOS



32	Brian Long	6	5-9	155	Junior	Dumont, N.J. (River Dell)
----	------------	---	-----	-----	--------	---------------------------

- Has seen action in 16 games during his career as a Wildcat.
- Was a member of the 2011-12 National Championship team.
- Played a career-high four minutes against Penn State in 2011-12.
- Has two brothers, Keith and Travis, who played basketball at UNLV and Memphis, respectively.

2013-14 Season Highs	Categories	Career Highs
-	Pts	2, vs. Penn State (11/19/11)
-	Rebs.	1, twice
-	FG Made	-
-	FG Atts.	2, vs. Mississippi State (2/27/13)
-	3-FG Made	-
-	3-FG Atts.	1, vs. Lafayette (11/16/12)
-	FTs Made	2, vs. Penn State (11/19/11)
-	FTs Atts.	4, vs. Penn State (11/19/11)
-	Assists	-
-	Steals	1, vs. Mississippi State (2/27/13)
-	Blocks	-
-	Minutes	4, vs. Penn State (11/19/11)

Last Five Games

Opponent	Minutes	FG-A	Pct.	3P-A	Pct.	FT-A	Pct.	O-D-T	PF	Assists	TO	Blocks	Steals	Points
Kansas State						DNP								
Wichita St.						DNP								
Louisville						DNP								
Michigan						DNP								
Wisconsin						DNP								



13	Sam Malone	6	5-11	185	Junior	Scituate, Mass. (Scituate)
----	------------	---	------	-----	--------	----------------------------

- Has seen action in 11 games during his career as a Wildcat.
- Was a member of the 2011-12 National Championship team.
- One of six UK players to have won a high school state title.

2013-14 Season Highs	Categories	Career Highs
-	Pts	4, vs. Marist (11/11/11)
-	Rebs.	2, twice
-	FG Made	2, vs. Marist (11/11/11)
-	FG Atts.	2, twice
-	3-FG Made	-
-	3-FG Atts.	-
-	FTs Made	-
-	FTs Atts.	-
-	Assists	1, vs. St. John's (12/1/11)
-	Steals	-
-	Blocks	-
-	Minutes	4, vs. Penn State (11/19/11)

Last Five Games

Opponent	Minutes	FG-A	Pct.	3P-A	Pct.	FT-A	Pct.	O-D-T	PF	Assists	TO	Blocks	Steals	Points
Kansas State						DNP								
Wichita St.						DNP								
Louisville						DNP								
Michigan						DNP								
Wisconsin						DNP								



3	Jarrod Polson	6	6-2	182	Senior	Wilmore, Ky. (West Jessamine)
---	---------------	---	-----	-----	--------	-------------------------------


- Scored four points in 10 minutes of action vs. Georgia.
- Knocked down a 3 in his second career start on Senior Night vs. Alabama.
- Drained a 3 and dished out two assists at Ole Miss.
- Graduated in May 2013 in just three years.
- Member of the 2011-12 National Championship team.
- All-time leading scorer at West Jessamine High School with 1,884 points.
- Has played with 12 NBA players during his career at UK.

2013-14 Season Highs	Categories	Career Highs
6, vs. Vanderbilt (1/11/14)	Pts	11, at Tennessee (2/16/13)
3, twice	Rebs.	4, four times
2, vs. Vanderbilt (1/11/14)	FG Made	4, three times
6, vs. Mississippi State (2/8/14)	FG Atts.	6, vs. Mississippi State (2/8/14)
2, vs. Vanderbilt (1/11/14)	3-FG Made	2, vs. Vanderbilt (1/11/14)
4, vs. Alabama (3/4/14)	3-FG Atts.	4, vs. Alabama (3/4/14)
1, vs. Georgia (3/15/14)	FTs Made	4, twice
2, vs. Georgia (3/15/14)	FTs Atts.	4, three times
2, vs. Ole Miss (2/18/14)	Assists	4, vs. Samford (12/4/12)
6, vs. Mississippi State (2/8/14)	Steals	2, three times
1, twice	Blocks	1, four times
30, vs. Mississippi State (2/8/14)	Minutes	31, at Robert Morris (3/19/13)

Last Five Games

Opponent	Minutes	FG-A	Pct.	3P-A	Pct.	FT-A	Pct.	O-D-T	PF	Assists	TO	Blocks	Steals	Points
Kansas State	3	0-0	.000	0-0	.000	0-0	.000	0-1-1	0	0	0	1	0	0
Wichita St.	2	0-1	.000	0-1	.000	0-0	.000	0-0-0	1	1	0	0	0	0
Louisville	2	0-0	.000	0-0	.000	0-0	.000	0-0-0	0	0	1	0	0	0
Michigan						DNP								
Wisconsin	3	0-1	.000	0-0	.000	0-0	.000	0-1-1	0	0	0	0	0	0

PLAYER BIOS



22

Alex Poythress

F

6-8

239

Sophomore

Clarksville, Tenn. (Northwest)

- Posted eight points, six in the second half, to go along with seven re-bounds in 29 minutes of play to help lead UK past Wisconsin.
- Delivered eight points to help UK move past Michigan in the Elite Eight.
- Scored six points in the final five minutes of the game to help UK secure a comeback win over Louisville in the Sweet 16.
- Knocked down a 3 in UK's second-round win over Kansas St.
- Recorded a season-high 16 points, including shooting 8-of-9 from the charity stripe, and pulled down five boards in UK's win over Texas A&M.
- Has 32 dunks on the year and 65 in his career.
- Twin sister, Alexis, is also a student at the University of Kentucky.

2013-14 Season Highs

16, vs. Texas A&M (1/21/14)
13, vs. UNC Asheville (11/8/13)
5, three times
9, twice
1, five times
2, six times
8, vs. Texas A&M (1/21/14)
9, vs. Texas A&M (1/21/14)
3, vs. Robert Morris (11/17/13)
2, vs. Arkansas (2/27/14)
3, twice
32, vs. Arkansas (1/14/14)

Categories

Pts
Rebs
FG Made
FG Atts.
3-FG Made
3-FG Atts.
FTs Made
FTs Atts.
Assists
Steals
Blocks
Minutes

Career Highs

22, twice
13, vs. UNC Asheville (11/8/13)
9, three times
12, twice
2, twice
3, vs. Samford (12/4/12)
8, three times
10, twice
3, twice
2, twice
3, twice
40, vs. Missouri (2/23/13)

Last Five Games

Opponent	Minutes	FG-A	Pct.	3P-A	Pct.	FT-A	Pct.	O-D-T	PF	Assists	TO	Blocks	Steals	Points
Kansas State	17	1-4	.250	1-3	.333	0-0	.000	1-1-2	0	0	0	0	0	3
Wichita St.	15	3-4	.750	0-1	.000	0-0	.000	1-1-2	2	0	0	1	0	6
Louisville	14	2-2	1.000	0-0	.000	2-3	.667	2-2-4	1	0	1	1	1	6
Michigan	18	3-3	1.000	0-0	.000	2-4	.500	2-1-3	1	1	1	1	0	8
Wisconsin	29	4-4	1.000	0-0	.000	0-1	.000	1-6-7	2	0	0	0	0	8



30

Julius Randle

F

6-9

250

Freshman

Dallas, Texas (Prestonwood Christian)

- Tallied 16 points and five boards as UK defeated Wisconsin.
- Notched his nation-leading 24th double-double with 16 points and 11 boards in UK's Elite Eight win over Michigan.
- Recorded 15 points and 12 boards in UK's Sweet 16 win over Louisville.
- Posted 13 points, 10 rebounds and a career-high six assists to help UK knock off Wichita St.
- Named SEC Freshman of the Year, while also being selected First Team All-SEC, SEC All-Freshman and SEC All-Tournament Team.
- Averaging 15.1 points and 10.5 rebounds per game.
- 10.5 rebounds per game marks the second-best individual rebounding average in the conference.
- Leads Kentucky in numerous categories, including points, field goals made, free throws made, free throw attempts and rebounds.

2013-14 Season Highs

29, vs. Belmont (12/21/13)
16, twice
9, vs. Michigan State (11/12/13)
16, vs. Michigan (3/30/14)
1, three times
2, twice
13, twice
19, vs. Belmont (12/21/13)
6, vs. Wichita St. (3/23/14)
3, twice
2, six times
40, twice

Categories

Pts
Rebs
FG Made
FG Atts.
3-FG Made
3-FG Atts.
FTs Made
FTs Atts.
Assists
Steals
Blocks
Minutes

Career Highs

29, vs. Belmont (12/21/13)
16, twice
9, vs. Michigan State (11/12/13)
16, vs. Michigan (3/30/14)
1, three times
2, twice
13, twice
19, vs. Belmont (12/21/13)
6, vs. Wichita St. (3/23/14)
3, twice
2, six times
40, twice

Last Five Games

Opponent	Minutes	FG-A	Pct.	3P-A	Pct.	FT-A	Pct.	O-D-T	PF	Assists	TO	Blocks	Steals	Points
Kansas State	35 Start	7-12	.583	0-2	.000	5-8	.625	3-12-15	2	0	2	1	0	19
Wichita St.	30 Start	4-9	.444	0-1	.000	5-6	.833	5-5-10	1	6	1	1	1	13
Louisville	35 Start	5-11	.455	0-1	.000	5-6	.833	5-7-12	2	1	4	0	1	15
Michigan	32 Start	7-16	.438	0-0	.000	2-2	1.000	4-7-11	1	0	1	1	1	16
Wisconsin	27 Start	6-10	.600	0-0	.000	4-6	.667	3-2-5	1	0	1	0	1	16



35

Derek Willis

F

6-9

205

Freshman

Mt. Washington, Ky (Bullitt East)

- Has played in 12 games during his freshman year as a Wildcat.
- Shooting .750 from the free throw line, making 9-of-12.
- Scored a season-high six points in games against Robert Morris and Northern Kentucky.
- First of nine in the 2013 class to committ to UK.

2013-14 Season Highs

6, twice
3, vs. Georgia (1/25/14)
1, three times
2, twice
1, vs. Northern Kentucky (11/1/13)
2, twice
4, vs. Robert Morris (11/17/13)
6, vs. UNC Asheville (11/8/13)
-
-
-
6, three times

Categories

Pts
Rebs
FG Made
FG Atts.
3-FG Made
3-FG Atts.
FTs Made
FTs Atts.
Assists
Steals
Blocks
Minutes

Career Highs

6, twice
3, vs. Georgia (1/25/14)
1, three times
2, twice
1, vs. Northern Kentucky (11/1/13)
2, twice
4, vs. Robert Morris (11/17/13)
6, vs. UNC Asheville (11/8/13)
-
-
-
6, three times

Last Five Games

Opponent	Minutes	FG-A	Pct.	3P-A	Pct.	FT-A	Pct.	O-D-T	PF	Assists	TO	Blocks	Steals	Points
Kansas State						DNP								
Wichita St.						DNP								
Louisville						DNP								
Michigan						DNP								
Wisconsin						DNP								

PLAYER BIOS



1	James Young	6/F	6-6	215	Freshman	Rochester Hills, Mich. (Rochester)
---	-------------	-----	-----	-----	----------	------------------------------------

- Led UK in scoring with 17 points to help the Wildcats move past Wisconsin to the Final Four.
- Notched 13 points on three 3s in UK's Elite Eight win over Michigan.
- Scored 13 points and grabbed eight boards vs. Wichita St.
- Tallied 21 points, including 17 in the first half, in UK's opening round win over LSU in the SEC Tournament.
- Named Second Team All-SEC and SEC All-Freshman.
- Scored in double figures in 29 games this season, including leading the Wildcats in scoring in nine.
- Has made three or more 3-pointers in 16 games.

2013-14 Season Highs	Categories	Career Highs
26, twice	Pts	26, twice
10, twice	Rebs	10, twice
9, vs. LSU (1/28/14)	FG Made	9, vs. LSU (1/28/14)
18, twice	FG Atts.	18, twice
5, twice	3-FG Made	5, twice
12, vs. LSU (1/28/14)	3-FG Atts.	12, vs. LSU (1/28/14)
8, twice	FTs Made	8, twice
10, three times	FTs Atts.	10, three times
5, twice	Assists	5, twice
2, eight times	Steals	2, eight times
1, six times	Blocks	1, six times
41, vs. LSU (2/22/14)	Minutes	41, vs. LSU (2/22/14)

Last Five Games

Opponent	Minutes	FG-A	Pct.	3P-A	Pct.	FT-A	Pct.	O-D-T	PF	Assists	TO	Blocks	Steals	Points
Kansas State	33 Start	3-13	.231	0-3	.000	1-1	1.000	3-2-5	2	1	3	0	0	7
Wichita St.	37 Start	5-9	.556	3-5	.600	0-0	.000	0-8-8	2	0	1	9	9	13
Louisville	22 Start	3-8	.375	0-2	.000	3-4	.750	0-1-1	5	0	2	1	0	9
Michigan	36 Start	5-7	.714	3-4	.750	0-0	.000	1-3-4	1	1	0	1	0	13
Wisconsin	37 Start	5-11	.455	1-2	.500	6-7	.857	1-4-5	3	2	1	0	2	17

WILDCATS ON THE CHARTS

CAREER RECORDS

Blocked Shots

No. Player	Blocks	Games
1. Jamaal Maglorie (1997-00)	268	145
2. Melvin Turpin (1981-84)	226	123
3. Sam Bowie (1980-84)	218	96
4. Andre Riddick (1992-95)	212	126
5. Anthony Davis (2012)	186	40
6. Willie Cauley-Stein (2013-)	166	66

Points

No. Player	Points	Games
1. Dan Issel (1968-70)	2,138	83
120. Shelby Linville (1950-52)	615	77
121. Perry Stevenson (2007-10)	602	134
122. Alex Poythress (2013-)	601	73
123. Julius Randle (2014)	589	39

SINGLE SEASON RECORDS

Blocked Shots

No. Player	Blocks	Games
1. Anthony Davis (2012)	186	40
2. Willie Cauley-Stein (2014)	106	37

Free Throws

No. Player	FTs	Games
1. Kenny Walker (1985)	218	31
2. Jodie Meeks (2009)	211	36
3. Dan Issel (1970)	210	28
4. Kenny Walker (1986)	201	36
5. Julius Randle (2014)	200	39

Rebounds

No. Player	Rebs.	Games
1. Billy Spivey (1951)	567	33
4. Frank Ramsey (1951)	434	34
5. Anthony Davis (2012)	415	40
6. Julius Randle (2014)	411	39

Points

No. Player	Points	Games
1. Dan Issel (1970)	948	28
21. Cotton Nash (1962)	608	26
22. Jim Andrews (1972)	602	28
22. Jack Givens (1976)	602	30
24. Cliff Hagan (1954)	600	25

25. Terrence Jones (2011) 595 38
26. Julius Randle (2014) 589 39

SINGLE SEASON FRESHMAN RECORDS

Rebounds

No. Player	Rebs.	Games
1. Anthony Davis (2012)	415	40
2. Julius Randle (2014)	411	39

Assists

No. Player	Assts.	Games
1. John Wall (2010)	241	37
2. Marquis Teague (2012)	191	40
3. Brandon Knight (2011)	159	38
4. Andrew Harrison (2014)	154	39
13. Ed Davender (1985)	83	31
14. M. Kidd-Gilchrist (2012)	75	40
15. Eric Manuel (1988)	74	32
15. Aaron Harrison (2014)	74	39
16. Darius Miller (2009)	72	36
18. Jay Shidler (1977)	67	28
18. James Young (2014)	67	39

3-Pointers

No. Player	3's	Games
1. Brandon Knight (2011)	87	38
2. James Young (2014)	80	39
3. Rex Chapman (1987)	68	29
3. Doron Lamb (2011)	68	38
5. Aaron Harrison (2014)	61	39

Free Throws

No. Player	FTs	Games
1. Julius Randle (2014)	200	39
2. John Wall (2010)	175	37
3. DeMarcus Cousins (2010)	162	38
4. Andrew Harrison (2014)	159	39
5. Terrence Jones (2011)	157	38
6. Anthony Davis (2012)	144	40
7. M. Kidd-Gilchrist (2012)	143	40
8. Aaron Harrison (2014)	139	39
9. Brandon Knight (2011)	136	38
10. Archie Goodwin (2013)	135	33
11. Dwight Anderson (1979)	131	29
12. James Young (2014)	117	39

Points

No. Player	Points	Games
1. Brandon Knight (2011)	657	38
2. John Wall (2010)	616	37
3. Terrence Jones (2011)	595	38
4. Julius Randle (2014)	589	39
5. DeMarcus Cousins (2010)	575	38
6. Anthony Davis (2012)	567	40
7. James Young (2014)	553	39
8. Aaron Harrison (2014)	542	39
9. M. Kidd-Gilchrist (2012)	476	40
10. Doron Lamb (2011)	469	38
11. Archie Goodwin (2013)	466	33
12. Rex Chapman (1987)	464	29
13. Chris Mills (1989)	459	32
14. Sam Bowie (1980)	440	34
15. Eric Bledsoe (2010)	419	37
16. Andrew Harrison (2014)	426	39
17. Patrick Patterson (2008)	411	25
17. Keith Bogans (2000)	411	33
19. Marquis Teague (2012)	401	40

SINGLE SEASON RECORDS

Double-Doubles

No. Player (Season)	Class	Dbl-Dbls
1. Dan Issel (1970)	Sr.	25
2. Julius Randle (2014)	Fr.	24

*Special thanks to Jon Scott

KENTUCKY BASKETBALL

Kentucky's NCAA Tournament History

1942	New Orleans	Illinois (RS)	46-44	W	1977	Philadelphia	Princeton (1st)	72-58	W
		Dartmouth (RF)	28-47	L		College Park	VMI (RS)	93-78	W
1945	New York	Ohio State (RS)	37-45	L			North Carolina (RF)	72-79	L
		Tufts (Cons.)	66-56	W	1978	Knoxville	Florida State (1st)	85-76	W
1948	New York	Columbia (RS)	76-53	W		Dayton	Miami, Ohio (RS)	91-69	W
		Holy Cross (RF)	60-52	W			Michigan State (RF)	52-49	W
		Baylor (NF)	58-42	W		St. Louis	Arkansas (NS)	64-59	W
1949	New York	Villanova (RS)	85-72	W			Duke (NF)	94-88	W
		Illinois (RF)	76-47	W	1980 ¹	Bowling Green	Florida State ⁸ (2nd)	97-78	W
	Seattle	Oklahoma State (NF)	46-36	W		Lexington	Duke ⁴ (RS)	54-55	L
1951	Raleigh	Louisville (1st)	79-68	W	1981 ²	Tuscaloosa	UAB ⁷ (2nd)	62-69	L
	New York	St. John's (RS)	59-43	W	1982 ⁶	Nashville	Middle Tennessee ¹¹ (1st)	44-50	L
		Illinois (RF)	76-74	W	1983 ³	Tampa	Ohio ¹¹ (2nd)	57-40	W
	Minneapolis	Kansas State (NF)	68-58	W		Knoxville	Indiana ² (RS)	64-59	W
1952	Raleigh	Penn State (RS)	82-54	W			Louisville ¹ (RF) [OT]	68-80	L
		St. John's (RF)	57-64	L	1984 ¹	Birmingham	BYU ⁸ (2nd)	93-68	W
1955	Evanston	Marquette (RS)	71-79	L		Lexington	Louisville ⁵ (RS)	72-67	W
		Penn State (Cons.)	84-59	W			Illinois ² (RF)	54-51	W
1956	Iowa City	Wayne State (RS)	84-64	W		Seattle	Georgetown ¹ (NS)	40-53	L
		Iowa (RF)	77-89	L	1985 ¹²	Salt Lake City	Washington ⁵ (1st)	66-58	W
1957	Lexington	Pittsburgh (RS)	98-92	W			UNLV ⁴ (2nd)	64-61	W
		Michigan State (RF)	68-80	L		Denver	St. John's ¹ (RS)	70-86	L
1958	Lexington	Miami, Ohio (RS)	94-70	W	1986 ¹	Charlotte	Davidson ¹⁶ (1st)	75-55	W
		Notre Dame (RF)	89-56	W			Western Ky. ⁸ (2nd)	71-64	W
	Louisville	Tempe (NS)	61-60	W		Atlanta	Alabama ⁵ (RS)	68-63	W
		Seattle (NF)	84-72	W			LSU ¹¹ (RF)	57-59	L
1959	Evanston	Louisville (RS)	61-76	L	1987 ⁸	Atlanta	Ohio State ⁹ (1st)	77-91	L
		Marquette (Cons.)	98-69	W	1988 ²	Cincinnati	Southern ¹⁵ (1st)	99-84	W
1961	Louisville	Morehead State (RS)	71-64	W			Maryland ⁷ (2nd)	90-81	W
		Ohio State (RF)	74-87	L		Birmingham	Villanova ⁶ (RS)	74-80	L
1962	Iowa City	Butler (RS)	81-60	W	1992 ²	Worcester	Old Dominion ¹⁵ (1st)	88-69	W
		Ohio State (RF)	64-74	L			Iowa State ¹⁰ (2nd)	106-98	W
1964	Minneapolis	Ohio (RS)	69-85	L		Philadelphia	Massachusetts ³ (RS)	87-77	W
		Loyola, Chi. (Cons.)	91-100	L			Duke ¹ (RF) [OT]	103-104	W
1966	Iowa City	Dayton (RS)	86-79	W	1993 ¹	Nashville	Rider ¹⁶ (1st)	96-52	W
		Michigan (RF)	84-77	W			Utah ⁸ (2nd)	83-62	W
	College Park	Duke (NS)	83-79	W		Charlotte	Wake Forest ⁵ (RS)	103-69	W
		UTEP (NF)	65-72	L			Florida State ³ (RF)	106-81	W
1968	Lexington	Marquette (RS)	107-89	W		New Orleans	Michigan ¹ (NS) [OT]	78-81	L
		Ohio State (RF)	81-82	L	1994 ³	St. Petersburg	Tennessee State ¹⁴ (1st)	83-70	W
1969	Madison	Marquette (RS)	74-81	L			Marquette ⁶ (2nd)	63-75	L
		Miami, Ohio (Cons.)	72-71	W	1995 ¹	Memphis	Mt. St. Mary's ¹⁶ (1st)	113-67	W
1970	Columbus	Notre Dame (RS)	109-99	W			Tulane ⁹ (2nd)	82-60	W
		Jacksonville (RF)	100-106	L		Birmingham	Arizona State ⁵ (RS)	97-73	W
1971	Athens	Western Kentucky (RS)	83-107	L			North Carolina ² (RF)	61-74	L
		Marquette (Cons.)	74-91	L	1996 ¹	Dallas	San Jose State ¹⁶ (1st)	110-72	W
1972	Dayton	Marquette (RS)	85-69	W			Virginia Tech ⁹ (2nd)	84-60	W
		Florida State (RF)	54-73	L		Minneapolis	Utah ⁴ (RS)	101-70	W
1973	Nashville	Austin Peay (RS) [OT]	106-100	W			Wake Forest ² (RF)	83-63	W
		Indiana (RF)	65-72	L		E. Rutherford	Massachusetts ¹ (NS)	81-74	W
1975	Tuscaloosa	Marquette (1st)	76-54	W			Syracuse ⁴ (NF)	76-67	W
	Dayton	Central Michigan (RS)	90-73	W					
		Indiana (RF)	92-90	W					
	San Diego	Syracuse (NS)	95-79	W					
		UCLA (NF)	85-92	L					

KENTUCKY BASKETBALL

Kentucky's NCAA Tournament History

1997 ¹	Salt Lake City	Montana ¹⁶ (1st)	92-54	W
		Iowa ⁸ (2nd)	75-69	W
	San Jose	St. Joseph's ⁴ (RS)	83-68	W
		Utah ² (RF)	72-59	W
	Indianapolis	Minnesota ¹ (NS)	78-69	W
		Arizona ⁴ (NF) [OT]	79-84	L
1998 ²	Atlanta	S.C. State ¹⁵ (1st)	82-67	W
		Saint Louis ¹⁰ (2nd)	88-61	W
	St. Petersburg	UCLA ⁶ (RS)	94-68	W
		Duke ¹ (RF)	86-84	W
	San Antonio	Stanford ³ (NS) [OT]	86-85	W
		Utah ³ (NF)	78-69	W
1999 ³	New Orleans	New Mexico State ¹⁴ (1st)	82-60	W
		Kansas ⁶ (2nd) [OT]	92-88	W
	St. Louis	Miami, Ohio ¹⁰ (RS)	58-43	W
		Michigan State ¹ (RF)	66-73	L
2000 ⁵	Cleveland	St. Bonaventure ¹² (1st) [2OT]	85-80	W
		Syracuse ⁴	50-52	L
2001 ²	Long Island	Holy Cross ¹⁵ (1st)	72-68	W
		Iowa ⁷ (2nd)	92-79	W
	Philadelphia	Southern Cal ⁶ (RS)	76-80	L
2002 ⁴	St. Louis	Valparaiso ¹³ (1st)	83-68	W
		Tulsa ¹² (2nd)	87-82	W
	Syracuse	Maryland ¹ (RS)	68-78	L
2003 ¹	Nashville	IUPUI ¹⁶ (1st)	95-64	W
		Utah ⁹ (2nd)	74-54	W
	Minneapolis	Wisconsin ⁵ (RS)	63-57	W
		Marquette ³ (RF)	69-83	L
2004 ¹	Columbus	Florida A&M ¹⁶ (1st)	96-76	W
		UAB ⁹ (2nd)	75-76	L
2005 ²	Indianapolis	Eastern Kentucky ¹⁵ (1st)	72-64	W
		Cincinnati ⁷ (2nd)	69-60	W
	Austin	Utah ⁶ (RS)	62-52	W
		Michigan State ⁵ (RF) [2ot]	88-94	L
2006 ⁸	Philadelphia	UAB ⁹ (1st)	69-64	W
		UConn ¹ (2nd)	83-87	L
2007 ⁸	Chicago	Villanova ⁹ (1st)	67-58	W
		Kansas ¹ (2nd)	76-88	L
2008 ¹¹	Anaheim	Marquette ⁶ (1st)	66-74	L
2010 ¹	New Orleans	East Tennessee St. ¹⁶ (1st)	100-71	W
		Wake Forest ⁹ (2nd)	90-60	W
	Syracuse	Cornell ¹² (RS)	62-45	W
		West Virginia ² (RF)	66-73	L
2011 ⁴	Tampa	Princeton ¹³ (2nd)	59-57	W
		Wake Forest ⁵ (3rd)	71-63	W
	Newark	Ohio State ¹ (RS)	62-60	W
		North Carolina ² (RF)	76-69	W
	Houston	Connecticut ³ (NS)	56-55	L
2012 ¹	Louisville	Western Kentucky ¹⁶ (2nd)	81-66	W
		Iowa State ⁹ (3rd)	87-71	W
	Atlanta	Indiana ⁴ (RS)	102-90	W
		Baylor ³ (RF)	82-70	W
	New Orleans	Louisville ⁴ (NS)	69-61	W
		Kansas ² (NF)	67-59	W

March Madness Numbers

As of March 28, the nation's winningest team, Kentucky holds many distinctions in NCAA Tournament play, including:

Appearances

1. KENTUCKY	53
2. North Carolina	45
3. UCLA	44
4. Kansas	43
5. Louisville	40

NCAA Championships

1. UCLA	11
2. KENTUCKY	8
3. Indiana	5
North Carolina	5
5. Duke	4

Tournament Games

1. KENTUCKY	160
2. North Carolina	153
3. Kansas	137
4. UCLA	134
5. Duke	133

NCAA Final Fours

1. North Carolina	18
2. UCLA	17
3. KENTUCKY	15
Duke	15
5. Kansas	14

Tournament Wins

1. KENTUCKY	114
2. North Carolina	110
3. Duke	99
4. UCLA	97
5. Kansas	96

NCAA Final Four Wins

1. UCLA	25
2. KENTUCKY	18
3. North Carolina	15
Duke	15
5. Kansas	14

2014 ⁸	St. Louis	Kansas State ⁹ (2nd)	56-49	W
		Wichita State ¹ (3rd)	78-76	W
	Indianapolis	Louisville ⁴ (RS)	74-69	W
		Michigan ² (RF)	75-72	W
	Dallas	Wisconsin ² (NS)	74-73	W
		UConn ⁷ (NF)		

What's what?

UK Seed	Site	Opp. Seed	Round	
1998 ²	Atlanta	S.C. State ¹⁵ (1st)	82-67	W

KENTUCKY BASKETBALL

Kentucky's NCAA Tournament History

UK VS. 2014 NCAA TOURNAMENT FIELD

East Region

Opponent	UK in Series:	NCAA Tour.	Last Meeting
Virginia	6-3	never met	11-26-02 (UVA 75, UK 61)
Villanova	6-0	2-0	3-16-07 (UK 67, VU 58)
Iowa State	3-0	2-0	3-17-12 (UK 87, ISU 71)
Michigan State	12-11	1-3	11-12-13 (MSU 78, UK 74)
Cincinnati	27-10	1-0	3-19-05 (UK 69, UC 60)
North Carolina	13-23	1-2	12-14-13 (UNC 82, UK 77)
Connecticut	1-3	0-2	4-2-11 (UC 56, UK 55)
Memphis	0-1	never met	11-22-06 (UM 80, UK 63)
George Washington	1-0	never met	11-24-97 (UK 70, GW 55)
St. Joseph's	2-0	1-0	3-20-97 (UK 102, SJU 72)
Providence	2-0	never met	12-1-13 (UK 79, PC 65)
Harvard	never met		
Delaware	never met		
NC Central	never met		
Milwaukee	never met		
Coastal Carolina	never met		

Midwest Region

Wichita State	1-0	1-0	3-23-14 (UK 78, WSU 76)
Michigan	5-2	2-1	3-30-14 (UK 75, UM 72)
Duke	11-9	3-2	11-13-12 (DU 75, UK 68)
Louisville	32-15	4-2	3-28-14 (UK 74, UL 69)
Saint Louis	8-9	1-0	3-15-98 (UK 88, SLU 61)
Massachusetts	5-1	2-0	12-22-06 (UK 82, UM 68)
Texas	1-0	never met	12-21-93 (UK 86, UT 61)
Kansas State	9-0	2-0	3-21-14 (UK 56, KSU 49)
Arizona State	3-0	1-0	11-25-02 (UK 82, 65)
Iowa	5-3	2-1	11-21-05 (UI 67, UK 63)
Tennessee	150-67	never met	1-18-14 (UK 74, UT 66)
North Carolina State	3-1	never met	2-2-86 (NCSU 54, UK 51)
Xavier	37-2	never met	11-30-68 (UK 115, XU 77)
Manhattan	never met		
Mercer	2-1	never met	11-19-98 (UK 82, MU 51)
Wofford	never met		
Cal Poly	never met		
Texas Southern	1-0	never met	11-24-07 (UK 83, TSU 35)

South Region

Florida	94-37	never met	3-16-14 (UF 61, UK 60)
Kansas	21-6	2-1	4-2-12 (UK 67, KU 59)
Syracuse	8-3	2-1	3-18-00 (SU 52, UK 50)
UCLA	6-4	1-1	11-21-06 (UCLA 73, UK 68)
VCU	never met		
Ohio State	11-8	1-5	3-25-11 (UK 62, OSU 60)
New Mexico	never met		
Colorado	1-0	never met	11-26-98 (UK 64, CU 52)
Pittsburgh	4-2	1-0	11-27-98 (PITT 68, UK 56)
Stanford	3-0	1-0	11-25-09 (UK 73, SU 65 OT)
Dayton	3-2	never met	11-29-99 (UD 68, UK 66)
Stephen F. Austin	never met		
Tulsa	5-0	1-0	3-16-02 (UK 87, TU 82)
Western Michigan	never met		
Eastern Kentucky	10-0	1-0	12-30-06 (UK 78, EKU 65)
Albany	never met		
Mount St. Mary's	1-0	1-0	3-16-95 (UK 113, MSM 67)

West Region

Arizona	2-3	0-1	11-26-99 (UA 63, UK 51)
Wisconsin	4-1	2-0	4-5-14 (UK 74, UW 73)
Creighton	8-4	never met	3-23-09 (UK 65, CU 63)
San Diego State	never met		
Oklahoma	3-0	never met	11-22-10 (UK 76, OU 64)
Baylor	7-2	2-0	12-6-13 (BU 67, UK 62)
Oregon	1-0	never met	12-16-72 (UK 95, UO 68)
Gonzaga	1-0	never met	11-27-02 (UK 80, GU 72)
Oklahoma State	3-1	1-0	12-21-74 (UK 90, OSU 65)
BYU	3-0	1-0	3-17-84 (UK 93, BYU 68)
Nebraska	2-1	never met	12-15-72 (UK 85, NU 60)
N. Dakota State	never met		
New Mexico State	1-0	1-0	3-12-99 (UK 82, NMSU 60)
Louisiana	never met		
American	1-0	never met	12-23-97 (UK 75, AU 52)
Weber State	never met		

UK SEEDING HISTORY IN NCAA TOURNAMENT

UK NCAA Tournament Seed Grid

UK	Opponent Seed																Total
Seed	1	2	3	4	5	6	7	8	9	10	11	12	13	14	15	16	
1(11)	2-2	4-2	2-1	5-2	5-0	—	—	5-0	5-1	—	0-1	1-0	—	—	—	9-0	38-9
2(6)	1-1	—	3-0	—	0-2	3-2	4-1	—	—	2-0	—	—	—	—	6-0	—	19-6
3(3)	0-2	1-0	—	—	—	1-1	—	—	—	1-0	1-0	—	—	2-0	—	—	6-3
4(2)	1-1	1-0	0-1	—	1-0	—	—	—	—	—	1-0	2-0	—	—	—	—	6-2
5(1)	—	—	—	0-1	—	—	—	—	—	—	1-0	—	—	—	—	—	1-1
6(1)	—	—	—	—	—	—	—	—	—	—	0-1	—	—	—	—	—	0-1
7(0)	—	—	—	—	—	—	—	—	—	—	—	—	—	—	—	—	0-0
8(3)	1-2	2-0	—	1-0	—	—	—	—	3-1	—	—	—	—	—	—	—	7-3
9(0)	—	—	—	—	—	—	—	—	—	—	—	—	—	—	—	—	0-0
10(0)	—	—	—	—	—	—	—	—	—	—	—	—	—	—	—	—	0-0
11(1)	—	—	—	—	—	0-1	—	—	—	—	—	—	—	—	—	—	0-1
12(1)	0-1	—	—	1-0	1-0	—	—	—	—	—	—	—	—	—	—	—	2-1
Total	5-9	8-2	5-2	7-3	7-2	4-4	4-1	5-0	8-2	3-0	1-2	3-0	2-0	2-0	6-0	9-0	74-27

*The NCAA began seeding at the 1979 NCAA Tournament.

FINAL FOUR SCHEDULE

Sunday, April 6

12- 12:30 p.m. CT	UConn Coach Kevin Ollie and five starters Press Conference
12:35- 12:55 p.m. CT	UConn breakout session for five starters
1-1:30 p.m. CT	UConn locker room open to media
1:45-2:15 p.m. CT	Kentucky coach John Calipari and five starters Press Conference
2:20-2:40 p.m. CT	Kentucky breakout session for five starters
2:45-3:15 p.m. CT	Kentucky locker room open to media

Monday, April 7

8:10 p.m. CT	Kentucky vs. UConn - National Championship
--------------	--

UK NCAA TEAM SINGLE-GAME RECORDS

Most Points

113, Mount Saint Mary's (1995, 1st Round)
110, San Jose State (1996, 1st Round)
109, Notre Dame (1970, Sweet 16)
106, Florida State (1993, Elite 8)
106, Iowa State (1992, 2nd Round)
106, Austin Peay (1973, Sweet 16) [OT]
by Opponent
107 by Western Kentucky (1971, Sweet 16)
106 by Jacksonville (1970, Elite 8)
104 by Duke (1992, Elite 8) [OT]

Fewest Points

28, Dartmouth (1942 (Elite 8)
37, Ohio State (1945, Sweet 16)
40, Georgetown (1984, Final Four)
44, Middle Tennessee (1982, 1st Round)
46, Oklahoma State (1949, Championship)
by Opponent
36, Oklahoma State (1949, Championship)
40, Miami, Ohio (1999, Sweet 16)
42, Baylor (1948, Championship)

Field Goals

50, Austin Peay (1973, Sweet 16)
43, Notre Dame (1970, Sweet 16)
43, Marquette (1968, Sweet 16)
43, Marquette (1959, Reg. Cons.)
42, San Jose State (1996, 1st Round)
by Opponent
46 by Austin Peay (1973, Sweet 16)
42 by Western Kentucky (1971, Sweet 16)

Field Goal Attempts

99, Miami, Ohio (1958, Sweet 16)
97, Austin Peay (1973, Sweet 16)
89, Jacksonville (1970, Elite 8)
86, UCLA (1975, Championship)
84, Loyola (1964, Reg. Cons.)
by Opponent
99 by Austin Peay (1973, Sweet 16)
87 by Michigan State (1957, Elite 8)
85 by Michigan (1966, Elite 8)

Highest Field Goal Percentage

.667, Southern (1988, 1st Round) [38-of-57]
.621, Miami, Ohio (1978, Sweet 16) [41-of-66]
.619, Wake Forest (1993, Sweet 16) [39-of-63]
.615, Utah (2005, Sweet 16) [24-of-39]
.615, IUPUI (2003, 1st Round) [40-of-65]
by Opponent
.660 by Ohio State (1987, 1st Round) [33-of-50]
.654 by Duke (1992, Elite 8) [34-of-52]
.605 by North Carolina (1977, Elite 8) [23-of-38]

Lowest Field Goal Percentage

.245, Georgetown (1984, Final Four) [13-of-53]
.280, North Carolina (1995, Elite 8) [21-of-75]
.302, Temple (1958, Final Four) [19-of-63]
.311, UAB (2006, 1st Round) [19-of-61]
.316, Marquette (1994, 2nd Round) [24-of-76]
by Opponent
.282 by Notre Dame (1958, Elite 8) [22-of-78]
.291 by UCLA (1998, Sweet 16) [23-of-79]
.308 by Saint Louis (1998, 2nd Round) [20-of-65]

3-Point Field Goals

16, Wake Forest (1993, Sweet 16)
15, East Tennessee State (2010, 1st Round)
13, Iowa (2001, 2nd Round)
13, Mount Saint Mary's (1995, 1st Round)
12, North Carolina (2011, Elite 8)

12, Syracuse (1996, Championship)
by Opponent
13 by Arizona State (1995, Sweet 16)
12 by Kansas (1999, 2nd Round)

3-Point Field Goal Attempts

38, Marquette (1994, 2nd Round)
36, North Carolina (1995, Elite 8)
33, East Tennessee State (2010, 1st Round)
32, West Virginia (2010, Regional Final)
30, Arizona (1997, Championship)
by Opponent
32 by St. Bonaventure (2000, 1st Round)
31 by Kansas (1999, 2nd Round)
30 by Florida A&M (2004, 1st Round)
30 by New Mexico State (1999, 1st Round)

3-Point Field Goal Percentage (min. 10 attempts)

.667, Wake Forest (1993, Sweet 16) [16-of-24]
.636, Wake Forest (1996, Elite 8) [7-of-11]
.583, Cincinnati (2005, 2nd Round) [7-of-12]
.571, New Mexico State (1999, 1st Round) [8-of-14]
.545, North Carolina (2011, Elite 8) [12-of-22]
.545, Duke (1992, Elite 8) [12-of-22]
by Opponent
.625 by Kansas (2007, 2nd Round) [10-of-16]
.571 by USC (2001, Sweet 16) [8-of-14]
.556 by Holy Cross (2001, Sweet 16) [10-of-18]

Free Throws

35, Indiana (2012, Sweet 16)
33, Tennessee State (1994, 1st Round)
30, Washington (1985, 1st Round)
30, Ohio State (1961, Elite 8)
30, Pittsburgh (1957, Sweet 16)
by Opponent
38 by Loyola (1964, Reg. Cons.)
34 by Arizona (1997, Championship)
34 by Iowa State (1992, 2nd Round)

Free Throws Attempted

48, Tennessee State (1994, 1st Round)
41, Pittsburgh (1957, Sweet 16)
40, Washington (1985, 1st Round)
39, Ohio State (1961, Elite 8)
38, Syracuse (1975, Final Four)
by Opponent
44 by Loyola (1964, Reg. Cons.)
41 by Arizona (1997, Championship)
40 by UAB (1981, 2nd Round)

Free Throw Percentage (min. 10 attempts)

1.000, Utah (2003, Sweet 16) [18-of-18]
.946, Indiana (2012, Sweet 16) [35-of-37]
.944, Connecticut (2006, 2nd Round) [17-of-18]
.900, Dayton (1966, Sweet 16) [18-of-20]
.889, Duke (1980, Sweet 16) [16-of-18]
.889, Michigan State (1978, Elite 8) [16-of-18]
.889, North Carolina (1977, Elite 8) [16-of-18]
by Opponent
1.000 by Villanova (1988, Sweet 16) [17-of-17]
.950 by Wisconsin (2014, Final Four) [19-of-20]
.917 by Utah (1997, Elite 8) [11-of-12]
.917 by North Carolina (1977, Elite 8) [33-of-36]

Rebound Margin

+26, Florida State (1993, Sweet 16)
+23, Florida State (1980, 2nd Round)
+20, Davidson (1986, 1st Round)
+19, Miami, Ohio (1999, Sweet 16)
+19, Notre Dame (1958, Elite 8)

by Opponent

+25 by Marquette (1971, Reg. Cons.)
+24 by Ohio State (1961, Elite 8)
+15 by Utah (1998, Championship)

Assists

35, San Jose State (1996, 1st Round)
33, Mount St. Mary's (1995, 1st Round)
27, East Tennessee State (2010, 1st Round)
27, Arizona State (1995, Sweet 16)
26, Iowa State (1992, 2nd Round)
by Opponent
23 by Duke (1992, Elite 8)
23 by UCLA (1975, Championship)
21 by Marquette (2003, Elite 8)

Most Turnovers

25, Southern (1988, 1st Round)
23, Florida State (1978, 1st Round)
21, Syracuse (2000, 2nd Round)
20, Florida State (1993, Elite 8)
20, Louisville (1984, Sweet 16)
by Opponent
30 by Old Dominion (1992, 1st Round)
28 by Tennessee State (1994, 1st Round)
26 by Minnesota (1997, Final Four)
26 by San Jose State (1996, 1st Round)

Fewest Turnovers

4, Wisconsin (2014, Final Four)
6, Indiana (2012, Sweet 16)
6, Stanford (1998, Final Four)
6, Utah (1996, Sweet 16)
by Opponent
4 by Florida State (1978, 1st Round)
5 by St. John's (1995, Sweet 16)
6 by Princeton (
6 by Duke (1998, Elite 8)

Blocks

14, UCLA (1998, Sweet 16)
11, Kansas (2012, National Championship)
11, Ohio State (2011, Sweet 16)
11, East Tennessee State (2010, 1st Round)
11, South Carolina State (1998, 1st Round)
11, Montana (1997, 1st Round)
by Opponent
9 by Florida State (1978, 1st Round)
8 by Massachusetts (1996, Final Four)
8 by Middle Tennessee (1982, 1st Round)

Steals

17, San Jose State (1996, 1st Round)
17, Tennessee State (1994, 1st Round)
16, Marquette (1994, 2nd Round)
16, Old Dominion (1992, 1st Round)
14, Minnesota (1997, Final Four)
14, Montana (1997, 1st Round)
by Opponent
13 by Florida A&M (2004, 1st Round)
11 by East Tennessee State (2010, 1st Round)
11 by USC (2001, Sweet 16)
11 by Louisville (1983, Elite 8)

Winning Margin

+46, Mount St. Mary's, 1995 (1st Round) [113-67]
+44, Rider, 1993 (1st Round) [96-52]
+38, Montana, 1997 (1st Round) [92-54]
+38, San Jose State, 1996 (1st Round) [110-72]
+34, Wake Forest, 1993 (Sweet 16) [103-69]

UK NCAA INDIVIDUAL SINGLE-GAME RECORDS

Points

44, Dan Issel vs. Notre Dame (1970, Sweet 16)
41, Tayshaun Prince vs. Tulsa (2002, 2nd Round)
41, Jack Givens vs. Duke (1978, Finals)
36, Dan Issel vs. Miami, Ohio (1969, Reg. Cons.)
36, Dan Issel vs. Marquette (1968, Sweet 16)

by Opponent

52 by Austin Carr, Notre Dame (1970, Sweet 16)
36 by Henry Finkel, Dayton (1966, Sweet 16)
35 by Jim McDaniels, Western Kentucky (1971, Sweet 16)
34 by Carl Cain, Iowa (1956, Elite 8)
33 by Kent Benson, Indiana (1975, Elite 8)
33 by Jerry Lucas, Ohio State (1962, Elite 8)
33 by Jerry Lucas, Ohio State (1961, Elite 8)

Field Goals

18, Jack Givens vs. Duke (1978 Championship) [27 att.]
17, Dan Issel vs. Notre Dame (1970 Sweet 16) [28 att.]
15, Jim Andrews vs. Austin Peay (1973 Sweet 16) [19 att.]
14, Tayshaun Prince vs. Tulsa (2002 2nd Round) [21 att.]
14, Dan Issel vs. Marquette (1968 Sweet 16) [18 att.]
14, Louie Dampier vs. Dayton (1966 Sweet 16) [23 att.]
14, Bob Burrow vs. Wayne State (1956 Sweet 16)

by Opponent

22 by Austin Carr, Notre Dame (1970, 1st Round) [35 att.]
15 by Henry Finkel, Dayton (1966, Sweet 16) [26 att.]

Fields Goal Attempts

30, Kevin Grevey vs. UCLA (1975 Championship)
29, Bill Spivey vs. Kansas State (1951 Championship)
28, Dan Issel vs. Notre Dame (1970 Sweet 16)
27, Jack Givens vs. Duke (1978 Championship)
27, Pat Riley vs. Michigan (1966 Elite 8)
27, Cotton Nash vs. Loyola (1964 Reg. Cons.)

by Opponent

35 by Austin Carr, Notre Dame (1970, 1st Round)
32 by Elgin Baylor, Seattle (1958, National Championship)
31 by James Williams, Austin Peay (1973, Sweet 16)
29 by Don Hennon, Pittsburgh (1957, Sweet 16)
26 by Ron Carter, VMI (1977, Sweet 16)
26 by Henry Finkel, Dayton (1966, Sweet 16)
26 by Bob Brown, Louisville (1951, 1st Round)

Field Goal Percentage (min. 8 attempts)

1.000, Kenny Walker vs. Western Kentucky (1986, 2nd Round) [11-for-11]
.909, Travis Ford vs. Wake Forest (1993, Sweet 16) [10-of-11]
.900, DeMarcus Cousins vs. Wake Forest (2010, 2nd Round) [9-10]
.900, Patrick Patterson vs. East Tennessee State (2010, 1st Round) [9-10]
.875, Anthony Davis vs. Louisville (2012, Final Four) [7-8]
.875, Josh Harrellson vs. Princeton (2011, 2nd Rd) [7-8]

by Opponent

1.000 by Christian Laettner, Duke (1992, Elite 8) [10-of-10]
.900 by Ben Caton, Utah (1996, Sweet 16) [9-of-10]
.875 by Ric Cobb, Marquette (1969, Sweet 16) [7-of-8]
.818 by Randy Ayers, Miami, Ohio (1978, Sweet 16) [9-of-11]
.800 by Rayshard Allen, Tulane (1995, 2nd Round) [12-of-15]
.800 by Mickey Dillard, Florida State (1978, 1st Round) [8-of-10]

3-Point Field Goals

8, Eric Bledsoe vs. East Tennessee St. (2010, 1st Round)
7, Tony Delk vs. Syracuse (1996 Championship)
6, Tayshaun Prince vs. Tulsa (2002 2nd Round)
6, Tayshaun Prince vs. Iowa (2001 2nd Round)
5, 12 players

by Opponent

6 by David Bluthenthal, USC (2001, Sweet 16)
6 by Dean Oliver, Iowa (2001, 2nd Round)
6 by Jeff Boschee, Kansas (1999, 2nd Round)
6 by Tyler Brown, South Carolina State (1998, 1st Round)

3-Point Field Goals Attempts

14, Tony Delk vs. North Carolina (1995 Elite 8)
12, Scott Padgett vs. Arizona (1997 Championship)
12, Tony Delk vs. Syracuse (1996 Championship)
12, Tony Delk vs. Marquette (1994 2nd Round)
11, Brandon Knight vs. UConn (2011, Final Four)
11, Brandon Knight vs. North Carolina (2011, Elite 8)

by Opponent

18 by Jeff Boschee, Kansas (1999, 2nd Round)
9 by Harrison Barnes, North Carolina (2011, Elite 8)
7 by Jon Diebler, Ohio State (2011, Sweet 16)
7 by Douglas Davis, Princeton (2011, 2nd Round)
7 by T.J. Price, Western Kentucky (2012, 2nd Round)

3-Point Field Goal Percentage (min. 5 attempts)

1.000, Jamal Mashburn vs. Wake Forest (1993, Sweet 16) [5-of-5]
.889, Eric Bledsoe vs. East Tennessee State (2010, 1st Round) [8-of-9]
.833, Cameron Mills vs. St. Joseph's (1997, Sweet 16) [5-of-6]
.833, Travis Ford vs. Wake Forest (1993, Sweet 16) [5-of-6]
.800, John Pelphrey vs. Iowa State (1992, 2nd Round) [4-of-5]

by Opponent

.857 by Brandon Rush, Kansas (2007, 2nd Round) [6-of-7]
.714 by Kirk Penney, Wisconsin (2003, Sweet 16) [5-of-7]
.667 by seven players

Free Throws

17, Roger Newman vs. Ohio State (1961 Elite 8)
14, Randolph Morris vs. Kansas (2007, 2nd Round)
13, Scott Padgett vs. Kansas (1999 2nd Round)
13, Rodrick Rhodes vs. Tennessee St. (1994 1st Round)
13, Ed Davender vs. Maryland (1988 2nd Round)
13, Kenny Walker vs. Washington (1985 1st Round)
by Opponent
16 by John Riser, Pittsburgh (1957, Sweet 16)
15 by Ron Bayless, Iowa State (1992, 2nd Round)
14 by Miles Simon, Arizona (1997 Championship)
14 by Dean Meminger, Marquette (1971, Regional Cons.)
14 by Jim Coleman, Loyola (1964, Elite 8)

Free Throw Attempts

22, Roger Newman vs. Ohio State (1961 Elite 8)
19, Rodrick Rhodes vs. Tennessee St. (1994 1st Round)
17, Scott Padgett vs. Kansas (1999 2nd Round)
16, Randolph Morris vs. Kansas (2007, 2nd Round)
15, three players
by Opponent
18 by Robert Kendrick, Wayne State (1956 Sweet 16)
17 by Miles Simon, Arizona (1997 Championship)
17 by Dean Meminger, Marquette (1971, Regional Consl.)
17 by Jim Coleman, Loyola (1964, Elite 8)
17 by John Riser, Pittsburgh (1957, Sweet 16)

Free Throw Percentage (min. 10 attempts)

1.000, Michael Kidd-Gilchrist vs. Indiana (2012, Sweet 16) [10-of-10]
1.000, Dan Issel vs. Miami, Ohio (1969, Reg. Cons.) [12-of-12]
1.000, Bobby Perry vs. UAB (2006, 1st Round) [10-of-10]
1.000, Mike Casey vs. Marquette (1969, Sweet 16) [10-of-10]

by Opponent

1.000 by Jim McDaniels, Western Kentucky (1971 Sweet 16) [11-of-11]
1.000 by Christian Laettner, Duke (1992 Elite 8) [10-of-10]

Rebounds

21, Bill Spivey vs. Kansas State (1951, Finals)
16, Anthony Davis vs. Kansas (2012, Championship)
16, Jim Andrews vs. Marquette (1972, Sweet 16)
16, Dan Issel vs. Marquette (1968, Sweet 16)
16, Bill Lickert vs. Morehead State (1961, Sweet 16)
16, Johnny Cox vs. Seattle (1958, Finals)
16, Ed Beck vs. Michigan State (1957, Elite 8)
16, Bill Spivey vs. Illinois (1951, Final Four)
by Opponent
30 by Jerry Lucas, Ohio State (1961, Elite 8)
23 by Kent Benson, Indiana (1975, Elite 8)
20 by Artis Gilmore, Jacksonville (1970, Elite 8)
19 by Elgin Baylor, Seattle (1958, National Championship)
18 by Five guys

Assists

14, Dicky Beal vs. BYU (1984, 2nd Round)
11, John Wall vs. East Tennessee State (2010, 1st Round)
9, seven players
by Opponent
14 by Andre McCarter, UCLA (1975, National Championship)
12 by Edgar Padilla, Massachusetts (1996, Final Four)
11 by Dwayne Wade, Marquette (2003, Elite 8)
11 by Mateen Cleaves, Michigan State (1999, Elite 8)
11 by Bruce Douglass, Illinois (1984, Elite 8)

Blocks

7, Anthony Davis vs. WKU (2012, 2nd Round)
6, Anthony Davis vs. Kansas (2012, National Championship)
6, Anthony Davis vs. Baylor (2012, Elite 8)
6, Jamaal Magloire vs. UCLA (1998, Sweet 16)
6, Nazr Mohammed vs. UCLA (1998, Sweet 16)

Steals

6, Anthony Epps vs. San Jose State (1996, 1st Round)
6, Antoine Walker vs. San Jose State (1996, 1st Round)
6, Dicky Beal vs. Louisville (1984, Sweet 16)
5, eight tied

SEASON BOX SCORES

Official Basketball Box Score -- Game Totals -- Final Statistics UNC Asheville vs Kentucky 11/08/13 7:00 pm at Rupp Arena - Lexington, KY

UNC Asheville 57 • 0-1

#	Player	Total		3-Ptr		Rebounds		PF	TP	A	TO	Bk	Stl	Min
		FG-FGA	FG-FGA	FT-FTA	Off Def Tot									
22	Weeks, Will	f	8-14	0-0	3-5	5	2	7	4	19	2	5	0	35
33	Cunningham, D.J.	c	4-7	0-0	0-1	4	6	10	5	8	1	1	2	19
05	Lane, Jaron	g	1-8	0-3	3-7	0	3	3	3	5	1	1	0	31
15	Rowsey, Andrew	g	5-11	1-5	1-2	0	1	1	1	12	2	3	0	32
22	Littlejohn, Corey	g	1-7	0-2	2-4	1	0	1	4	4	0	1	0	25
03	Wilmoth, Ethan		0-0	0-0	0-0	0	0	0	0	0	0	0	0	2
13	Robertson, David		0-0	0-0	0-0	0	1	1	0	0	0	0	0	6
14	Bedulskis, Mike		1-1	0-0	0-0	0	0	0	1	2	0	0	0	3
20	Pal, Chudler		0-0	0-0	0-0	0	3	3	2	0	0	0	0	4
21	Zilli, Giacomo		0-0	0-0	0-0	0	1	1	4	0	1	0	0	7
25	Casper, Jacob		1-1	1-1	0-0	0	0	0	0	3	0	1	0	3
31	Hughes, Sam		1-4	1-1	0-0	0	1	1	4	3	0	1	0	20
42	Biggerstaff, Alex		0-1	0-1	0-0	0	0	0	0	2	0	0	0	3
45	Roberts, Jaleel		0-3	0-0	1-2	0	1	1	4	1	0	0	1	10
	Team					0	1	2		2				
Totals			22-57	3-13	10-21	11	20	31	32	57	9	15	3	200

FG % 1st Half: 12-29 41.4% 2nd half: 10-28 35.7% Game: 22-57 38.6%
3FG % 1st Half: 2-7 28.6% 2nd half: 1-6 16.7% Game: 3-13 23.1%
FT % 1st Half: 5-11 45.5% 2nd half: 5-10 50.0% Game: 10-21 47.6%

Deadball
Rebounds
4.2

Kentucky 89 • 1-0

#	Player	Total		3-Ptr		Rebounds		PF	TP	A	TO	Bk	Stl	Min
		FG-FGA	FG-FGA	FT-FTA	Off Def Tot									
15	Cauley-Stein, Willie	f	1-3	0-0	1-2	4	2	6	3	3	4	0	4	18
30	Randle, Julius	f	6-13	0-0	11-13	6	10	16	3	23	1	2	0	26
01	Young, James	g	3-10	2-5	3-6	2	2	4	2	11	1	1	0	29
02	Harrison, Aaron	g	3-8	1-3	3-6	0	5	5	2	10	0	2	1	32
05	Harrison, Andrew	g	1-3	0-1	6-9	0	0	0	3	8	5	1	0	29
00	Lee, Marcus		7-8	0-0	3-7	1	0	1	1	17	0	0	0	15
03	Polson, Jarrod		0-0	0-0	0-0	0	0	0	0	0	0	0	0	7
04	Hood, Jon		0-1	0-1	0-0	0	0	0	0	1	0	0	0	6
22	Poythress, Alex		5-9	0-1	0-1	6	7	13	2	10	0	0	0	21
25	Hawkins, Dominique		0-0	0-0	0-0	0	1	1	0	0	0	0	0	4
35	Willis, Derek		0-0	0-0	2-2	0	0	0	0	2	0	1	0	4
44	Johnson, Dakari		2-5	0-0	1-2	0	1	1	4	5	0	0	0	9
	Team					0	2	2						
Totals			28-60	3-11	30-48	19	30	49	20	89	12	7	6	200

FG % 1st Half: 11-29 37.9% 2nd half: 17-31 54.8% Game: 28-60 46.7%
3FG % 1st Half: 2-6 33.3% 2nd half: 1-5 20.0% Game: 3-11 27.3%
FT % 1st Half: 17-31 54.8% 2nd half: 13-17 76.5% Game: 30-48 62.5%

Deadball
Rebounds
9.1

Officials: Mike Nance, Tony Henderson, Tim Gattis
Technical fouls: UNC Asheville-None. Kentucky-None.
Attendance: 22413

Score by periods	1st	2nd	Total
UNC Asheville	31	26	57
Kentucky	41	48	89

Official Basketball Box Score -- Game Totals -- Final Statistics Northern Kentucky vs Kentucky 11/10/13 4:00 pm at Rupp Arena - Lexington, KY

Northern Kentucky 63 • 0-2

#	Player	Total		3-Ptr		Rebounds		PF	TP	A	TO	Bk	Stl	Min
		FG-FGA	FG-FGA	FT-FTA	Off Def Tot									
21	Billups, Jalen	f	4-5	1-1	0-0	1	2	3	4	9	0	0	0	11
02	Jackson, Jordan	g	1-4	0-1	1-2	1	1	2	0	3	0	0	0	7
10	White, Tyler	g	4-14	2-7	2-2	1	1	2	1	12	2	1	0	34
23	Johnson, Todd	g	3-8	2-5	3-4	2	6	8	1	11	4	3	0	36
25	Murray, Cole	g	0-4	0-4	0-0	0	1	1	1	0	1	1	0	25
01	Flournoy, Jack		3-7	1-4	0-0	0	0	0	4	7	0	0	0	18
05	Rosenwinkel, Matt		1-2	1-2	0-0	1	0	1	3	3	0	0	0	15
15	Camps, Daniel		3-7	1-2	6-6	1	0	1	4	13	0	0	0	14
20	Glesler, Jake		1-4	0-2	0-1	1	1	2	2	2	0	0	0	16
33	Monaco, Anthony		0-2	0-2	0-0	0	0	0	1	0	0	0	0	5
35	Cole, Deontae		1-6	1-4	0-0	1	0	1	2	3	0	1	0	14
44	Danos, Dean		0-1	0-1	0-0	0	0	0	2	0	0	0	0	5
	Team					0	2	2		1				
Totals			21-64	9-35	12-15	9	14	23	25	63	7	7	0	200

FG % 1st Half: 9-31 29.0% 2nd half: 12-33 36.4% Game: 21-64 32.8%
3FG % 1st Half: 3-18 16.7% 2nd half: 6-17 35.3% Game: 9-35 25.7%
FT % 1st Half: 1-3 33.3% 2nd half: 11-12 91.7% Game: 12-15 80.0%

Deadball
Rebounds
2.1

Kentucky 93 • 2-0

#	Player	Total		3-Ptr		Rebounds		PF	TP	A	TO	Bk	Stl	Min
		FG-FGA	FG-FGA	FT-FTA	Off Def Tot									
15	Cauley-Stein, Willie	f	3-5	0-0	1-2	5	6	11	2	7	0	0	0	20
30	Randle, Julius	f	6-7	0-1	10-14	5	9	14	2	22	3	2	1	29
01	Young, James	g	2-8	1-6	0-0	0	1	1	0	5	1	2	0	27
02	Harrison, Aaron	g	6-10	1-5	3-4	1	0	1	3	16	1	0	1	23
05	Harrison, Andrew	g	4-7	2-3	3-3	0	2	2	2	13	2	1	0	26
00	Lee, Marcus		1-2	0-0	1-2	3	3	6	0	3	0	1	2	14
03	Polson, Jarrod		0-0	0-0	0-0	0	0	0	2	0	0	1	0	6
04	Hood, Jon		1-2	1-2	2-2	0	1	1	2	5	1	2	0	6
22	Poythress, Alex		4-7	1-2	0-0	1	6	7	1	9	2	0	0	20
25	Hawkins, Dominique		0-1	0-1	0-0	0	1	1	0	0	1	0	0	6
35	Willis, Derek		1-2	1-2	3-6	0	2	2	0	6	0	2	0	6
44	Johnson, Dakari		2-4	0-0	3-5	1	3	4	0	7	1	1	1	17
	Team					0	1	1						
Totals			30-55	7-22	26-38	16	35	51	14	93	12	12	5	200

FG % 1st Half: 18-33 54.5% 2nd half: 12-22 54.5% Game: 30-55 54.5%
3FG % 1st Half: 5-13 38.5% 2nd half: 2-9 22.2% Game: 7-22 31.8%
FT % 1st Half: 7-12 58.3% 2nd half: 19-26 73.1% Game: 26-38 68.4%

Deadball
Rebounds
6

Officials: Antinio Petty, Lee Cassell, Michael Roberts
Technical fouls: Northern Kentucky-None. Kentucky-None.
Attendance: 22925

Score by periods	1st	2nd	Total
Northern Kentucky	22	41	63
Kentucky	48	45	93

Official Basketball Box Score -- Game Totals -- Final Statistics Robert Morris vs Kentucky 11/17/13 7:00 pm at Rupp Arena - Lexington, KY

Robert Morris 49 • 2-2

#	Player	Total		3-Ptr		Rebounds		PF	TP	A	TO	Bk	Stl	Min
		FG-FGA	FG-FGA	FT-FTA	Off Def Tot									
01	McFadden, Mike	f	2-6	0-0	1-2	2	1	3	5	5	1	3	0	16
24	Tate, Aaron	f	2-7	0-0	0-0	2	3	5	2	4	1	1	0	24
05	Myers-Pate, Anthony	g	0-3	0-2	1-2	0	0	0	1	1	2	1	0	24
15	Anderson, Karvel	g	5-17	4-9	2-3	2	3	5	3	16	0	0	0	26
22	Jones, Lucky	g	0-6	0-4	2-4	1	0	1	1	2	1	2	0	20
02	Lee, Britton		0-3	0-0	0-0	0	0	0	0	0	0	0	0	3
04	Appolon, David		0-4	0-1	2-2	0	2	2	4	2	0	0	0	17
10	Newton, Desjuan		4-6	2-2	1-3	2	3	5	1	11	0	3	0	19
11	Worthem, Jeremiah		1-6	0-2	2-4	2	2	4	1	4	0	1	0	20
12	Oliver, Charles		2-8	0-3	0-0	1	0	1	3	4	1	2	0	15
45	Hawkins, Stephan		0-3	0-0	0-0	2	0	2	5	0	0	1	1	16
	Team					4	1	5						
Totals			16-69	6-23	11-20	18	15	33	26	49	6	14	1	200

FG % 1st Half: 6-30 20.0% 2nd half: 10-39 25.6% Game: 16-69 23.2%
3FG % 1st Half: 2-7 28.6% 2nd half: 4-16 25.0% Game: 6-23 26.1%
FT % 1st Half: 6-10 60.0% 2nd half: 5-10 50.0% Game: 11-20 55.0%

Deadball
Rebounds
4.2

Kentucky 87 • 3-1

#	Player		Total		3-Ptr		Rebounds			PF	TP	A	TO	Bk	Stl	Min
			FG-FGA	FG%	FT-FTA	FT%	Off	Def	Tot							
00	Lee, Marcus	f	1-1	0-0	0-0	2	1	3	2	2	1	0	2	0	10	
30	Randle, Julius	f	5-9	0-0	0-1	5	10	15	1	10	2	3	2	0	28	
01	Young, James	g	4-11	1-6	1-2	0	3	3	2	10	2	3	0	2	24	
02	Harrison, Aaron	g	7-12	4-7	10-10	1	3	4	1	28	3	2	1	2	27	
05	Harrison, Andrew	g	2-4	2-4	2-4	0	8	8	3	8	2	2	0	1	29	
03	Polson, Jarrod		0-0	0-0	0-0	0	0	0	1	0	1	0	0	0	4	
04	Cooley, Jon		0-1	0-0	0-0	0	0	0	0	0	1	0	0	0	4	
15	Hauden-Stein, Willie		2-4	0-0	3-6	4	9	13	2	7	2	2	4	1	25	
22	Pythress, Alex		1-5	0-1	0-0	2	2	4	2	2	0	0	1	1	12	
24	Floreai, E.C.		1-1	0-0	0-0	0	0	0	0	0	0	0	1	1	2	
35	Hawkins, Dominique		2-4	0-1	0-0	1	0	1	1	4	3	0	1	1	18	
35	Wills, Derek		1-2	0-0	4-4	0	1	1	0	6	0	0	0	0	4	
44	Johnson, Dakari		2-3	0-0	4-5	2	1	3	3	8	0	1	0	0	13	
	Team					0	0	0	0							
Totals			28-57	7-19	24-34	17	39	56	19	87	20	15	11	9	200	

SEASON BOX SCORES

Official Basketball Box Score -- Game Totals -- Final Statistics Texas-Arlington vs Kentucky 11/19/13 7:30 pm at Rupp Arena - Lexington, KY

Texas-Arlington 76 • 2-3

#	Player		Total		3-Ptr		Rebounds			PF	TP	A TO Blk Stl				Min
			FG-FGA	FT-FTA	FG-FGA	FT-FTA	Off	Def	Tot			A	TO	Blk	Stl	
13	Dillard, Vincent	f	4-9	2-2	3-5	2	3	5	2	13	0	2	0	2	28	
35	Edwards, Brandon	f	9-15	2-5	4-6	7	3	10	3	24	0	2	0	0	37	
45	Bilbao, Jorge	f	1-3	0-1	0-0	1	3	4	3	2	1	1	0	0	23	
01	Dowell, Reger	g	8-21	2-9	2-3	0	0	0	4	20	3	2	0	0	27	
22	McClanahan, Lonnie	g	0-7	0-0	0-0	0	2	2	3	0	4	3	0	0	25	
03	Outler, Jamal	f	1-2	1-1	2-2	0	1	1	5	5	0	0	0	1	11	
05	Lagerson, Stuart	f	0-0	0-0	1-2	0	1	1	1	1	0	0	0	0	8	
11	Williams, Brandon	f	1-2	0-0	0-0	0	1	1	3	2	0	1	0	0	4	
12	White-Miller, Shaq.	f	1-1	1-1	4-4	0	0	0	1	7	1	0	0	0	15	
15	McElvain, Kyle	f	0-0	0-0	0-0	0	2	2	0	0	0	1	0	0	3	
44	Walker, Anthony	f	1-3	0-0	0-0	2	2	4	4	2	0	1	0	0	19	
Team							3 1 4									
Totals			26-63	8-19	16-22	15	19	34	29	76	9	16	0	3	200	

FG % 1st Half: 13-32 40.6% 2nd half: 13-31 41.9% Game: 26-63 41.3% Deadball Rebounds 2.2
3FG % 1st Half: 4-8 50.0% 2nd half: 4-11 36.4% Game: 8-19 42.1%
FT % 1st Half: 3-4 75.0% 2nd half: 13-18 72.2% Game: 16-22 72.7%

Kentucky 105 • 4-1

#	Player		Total		3-Ptr		Rebounds			PF	TP	A TO Blk Stl				Min
			FG-FTA	FT-FTA	FG-FTA	FT-FTA	Off	Def	Tot			A	TO	Blk	Stl	
00	Lee, Marcus	f	4-5	0-0	2-2	2	0	2	2	10	0	0	3	0	12	
30	Randle, Julius	f	7-12	0-1	8-10	5	5	10	3	22	4	2	2	0	29	
01	Young, James	g	8-14	5-10	5-7	1	1	2	3	26	3	0	0	2	29	
02	Harrison, Aaron	g	2-11	0-5	1-2	0	2	2	1	5	2	3	0	0	29	
05	Harrison, Andrew	g	3-7	2-2	7-8	2	1	3	3	15	6	2	0	1	29	
03	Polson, Jarrod	f	0-0	0-0	0-0	0	0	0	0	1	0	0	0	0	3	
04	Hood, Jon	f	0-0	0-0	2-2	0	0	0	0	2	0	0	0	1	2	
15	Cauley-Stein, Willie	f	6-8	0-0	2-3	4	6	10	4	14	1	0	1	2	24	
22	Poythress, Alex	f	0-2	0-0	0-2	1	3	4	2	0	1	0	1	0	15	
25	Hawkins, Dominique	f	1-3	1-1	0-1	0	1	1	2	3	0	0	0	1	13	
35	Willis, Derek	f	0-0	0-0	0-0	0	0	0	0	0	0	0	0	0	2	
44	Johnson, Dakari	f	4-7	0-0	0-2	4	4	8	1	8	0	1	1	0	13	
Team							1 3 4									
Totals			35-69	8-19	27-39	20	26	46	21	105	18	8	8	7	200	

FG % 1st Half: 16-34 47.1% 2nd half: 19-35 54.3% Game: 35-69 50.7% Deadball Rebounds 5
3FG % 1st Half: 3-9 33.3% 2nd half: 5-10 50.0% Game: 8-19 42.1%
FT % 1st Half: 7-9 77.8% 2nd half: 20-30 66.7% Game: 27-39 69.2%

Officials: Anthony Jordan, Tim Clougherty, Garrick Shannon
Technical fouls: Texas-Arlington-Outler, Jamal. Kentucky-None.
Attendance: 20305

Score by periods	1st	2nd	Total
Texas-Arlington	33	43	76
Kentucky	42	63	105

Last FG - UT-ARL 2nd-01:30, UK 2nd-01:46.
Largest lead - UT-ARL None, UK by 29 2nd-01:46.

Score tied - 2 times.
Lead changed - 0 times.

Official Basketball Box Score -- Game Totals -- Final Statistics Cleveland State vs Kentucky 11/25/13 7:00 p.m. at Rupp Arena - Lexington, KY

Cleveland State 61 • 3-3

#	Player		Total		3-Ptr		Rebounds			PF	TP	A TO Blk Stl				Min
			FG-FGA	FT-FTA	FG-FGA	FT-FTA	Off	Def	Tot			A	TO	Blk	Stl	
15	Grady, Anton	f	3-6	0-1	0-0	1	1	2	5	6	1	3	0	0	19	
21	Mason, Marlin	f	0-1	0-0	1-2	0	3	3	4	1	2	0	0	1	14	
01	Douglas, Sebastian	g	5-9	1-1	2-2	3	3	6	2	13	1	2	0	1	37	
02	Forbes, Bryn	g	4-14	3-7	11-11	1	4	5	3	22	1	2	0	1	40	
03	Lewis, Trey	g	7-16	1-3	0-0	1	1	2	5	15	4	1	0	1	32	
04	Long, Devon	f	1-5	0-0	0-0	3	0	3	3	2	1	0	0	0	17	
05	Dauda, Ismaila	f	0-0	0-0	0-0	1	1	2	3	0	0	1	0	0	7	
33	Flannigan, Demonte	f	0-0	0-0	0-0	0	0	0	0	0	0	0	0	1	4	
35	Harris, Jon	f	1-8	0-3	0-0	2	4	6	3	2	0	1	1	2	30	
Team							2 4 6									
Totals			21-59	5-15	14-15	14	21	35	28	61	10	11	1	7	200	

FG % 1st Half: 11-32 34.4% 2nd half: 10-27 37.0% Game: 21-59 35.6% Deadball Rebounds 1
3FG % 1st Half: 1-6 16.7% 2nd half: 4-9 44.4% Game: 5-15 33.3%
FT % 1st Half: 8-9 88.9% 2nd half: 6-6 100.0% Game: 14-15 93.3%

Kentucky 68 • 5-1

#

FG % 1st Half: 7-26 26.9% 2nd half: 12-27 44.4% Game: 19-53 35.8% Deadball Rebounds 3
3FG % 1st Half: 0-6 0.0% 2nd half: 3-8 37.5% Game: 3-14 21.4%
FT % 1st Half: 13-18 72.2% 2nd half: 14-17 82.4% Game: 27-35 77.1%

Officials: Doug Shows, James Breeding, Tim Gattis
Technical fouls: Cleveland State-Grady, Anton. Kentucky-Harrison, Aaron.
Attendance: 21067

Score by periods	1st	2nd	Total
Cleveland State	31	30	61
Kentucky	27	41	68

	In	Off	2nd	Fast	
Points	Paint	T/O	Chance	Break	Bench
CLEVEST	22	9	18	4	4
UK	28	17	17	8	19

Last FG - CLEVEL 2nd-00:16, UK 2nd-00:43.
Largest lead - CLEVEL by 11 2nd-14:17, UK by 8 2nd-00:43.

Score tied - 5 times.
Lead changed - 6 times.

Official Basketball Box Score -- Game Totals -- Final Statistics Eastern Michigan vs Kentucky 11/27/13 4:00 p.m. at Rupp Arena - Lexington, KY

Eastern Michigan 63 • 5-1

#	Player		Total	3-Ptr	Rebounds											
			FG-FGA	FT-FTA	FG-FGA	FT-FTA	Off	Def	Total	PF	TP	A	TO	Blk	Stl	Min
14	Ward, Karrington	f	2-9	0-2	1-2	2	4	6	0	5	0	3	0	1	2	18
10	Riley, Da'Shonte	c	2-3	0-0	0-0	3	3	6	5	4	0	1	1	0	1	18
00	Lee, Raven	g	1-9	0-4	0-0	0	0	0	3	2	2	3	0	0	1	16
01	Talley, Mike	g	1-5	0-2	1-2	0	0	0	2	3	3	2	0	2	14	14
36	Harrison, Daylen	g	3-5	1-1	2-3	0	3	3	3	9	1	0	0	2	34	34
02	Sims, J.R.	f	0-2	0-1	1-2	1	0	1	0	1	0	1	0	0	0	6
03	Hughley, Mu	f	1-3	0-0	0-0	1	0	1	4	2	0	0	0	2	7	7
12	Ajavi, Olalekan	f	0-0	0-0	0-0	0	0	0	5	0	0	1	0	1	1	8
20	Farhat, Ali	f	0-1	0-0	0-0	0	0	0	0	0	0	0	0	0	0	2
21	Ross, Jalen	f	1-4	0-2	2-2	0	3	3	4	3	3	1	0	0	0	21
23	Bryant, Glenn	f	3-5	0-1	2-3	1	2	3	2	8	0	0	0	3	3	23
25	Combs, Darrell	f	9-19	3-6	2-3	0	2	2	4	23	0	1	0	0	0	20
33	Strickland, Anthony	f	1-1	0-0	0-0	0	1	1	0	2	0	0	0	0	0	3
	Team						4	3	7							
Totals			24-66	4-19	11-17	12	21	33	31	63	9	13	4	9	200	

FG % 1st Half: 12-31 38.7% 2nd half: 12-35 34.3% Games: 24-66 36.4% Deadball Rebounds 8.1
3FG % 1st Half: 2-8 25.0% 2nd half: 2-11 18.2% Games: 4-19 21.1%
FT % 1st Half: 6-9 66.7% 2nd half: 5-8 62.5% Games: 11-17 64.7%

Kentucky 81 • 6-1

#	Player		Total		3-Ptr		Rebounds			PF	TP	A TO Blk Stl				Min
			FG-FGA	FT-FTA	FG-FGA	FT-FTA	Off	Def	Tot			A	TO	Blk	Stl	
00	Lee, Marcus	f	1-3	0-0	0-0	1	2	3	0	2	0	0	1	0	8	
30	Randle, Julius	f	5-10	0-1	4-4	6	4	10	2	14	0	5	0	0	22	
01	Young, James	g	1-8	0-6	4-5	1	5	6	2	6	4	5	0	1	37	
02	Harrison, Aaron	g	5-12	3-7	9-11	0	7	7	3	22	2	0	0	0	37	
06	Harrison, Andrew	g	2-6	0-1	4-5	0	0	0	4	8	3	5	1	0	26	
03	Polson, Jarrod	0	0-0	0-0	0-0	0	0	0	0	0	0	0	0	0	2	
25	Caulley-Stein, Willie	6	12-10	0-0	3-7	3	5	8	2	15	2	2	7	1	25	
22	Pooyress, Alex	1	1-1	0-0	1-2	2	4	6	1	3	2	0	2	1	23	
26	Hawkins, Dominique	0	1-1	0-1	1-2	0	1	1	1	1	0	1	0	0	10	
44	Johnson, Dakari	4	5-5	0-0	2-4	4	3	7	2	10	0	0	0	0	10	
Team							2	2	4							
Totals			25-58	3-16	28-40	19	33	52	17	81	11	20	9	3	200	

SEASON BOX SCORES

Official Basketball Box Score -- Game Totals -- Final Statistics

Kentucky vs Baylor

12/6/13 9:00 pm at AT&T Stadium; Arlington, Texas

Kentucky 62 • 7-2 #3/4

#	Player	Total		3-Ptr		Rebounds			PF	TP	A	TO	Bk	Stl	Min
		FG-FGA	FG-FGA	FT-FTA	Off Def Tot										
15	Cauley-Stein, Willie	f	4-7	0-0	0-2	1 2 3	2	8	2	0	3	0	33		
30	Randle, Julius	f	5-10	0-0	6-8	3 5 8	1	16	4	2	1	0	38		
01	Young, James	g	5-11	4-7	0-2	0 2 2	0	14	1	2	0	0	38		
02	Harrison, Aaron	g	4-9	3-5	4-4	0 2 2	4	15	6	3	0	0	35		
05	Harrison, Andrew	g	2-9	1-4	2-4	1 0 1	4	7	6	1	1	0	35		
00	Lee, Marcus		0-0	0-0	0-1	0 2 2	2	0	0	0	0	0	4		
22	Poythress, Alex		0-1	0-0	0-2	1 1 2	3	0	0	1	0	0	6		
25	Hawkins, Dominique		1-2	0-1	0-0	0 1 1	0	2	0	0	0	0	7		
44	Johnson, Dakari		0-1	0-0	0-0	1 0 1	0	0	0	0	0	0	4		
Team					3 0 3										
Totals			21-50	8-17	12-23	10 15 25	16	62	19	9	5	0	200		

FG % 1st Half: 14-30 46.7% 2nd half: 7-20 35.0% Game: 21-50 42.0% Deadball Rebounds 6
 3FG % 1st Half: 6-10 60.0% 2nd half: 2-7 28.6% Game: 8-17 47.1%
 FT % 1st Half: 4-10 40.0% 2nd half: 8-13 61.5% Game: 12-23 52.2%

Baylor 67 • 8-1 #20/20

#	Player	Total		3-Ptr		Rebounds			PF	TP	A	TO	Bk	Stl	Min
		FG-FGA	FG-FGA	FT-FTA	Off Def Tot										
00	O'Neale, Royce	f	2-3	0-0	2-4	2 3 5	4	6	1	2	0	0	31		
34	Jefferson, Cory	f	5-10	0-0	3-4	4 4 8	3	13	1	4	1	0	30		
21	Austin, Isaiah	c	5-10	1-2	2-3	3 3 6	2	13	2	2	5	0	28		
01	Chery, Kenny	g	8-15	0-5	2-2	0 1 1	1	18	5	2	0	1	34		
04	Franklin, Gary	q	1-5	1-2	0-0	0 0 0	1	3	2	0	0	0	17		
02	Gathers, Rico		2-6	0-0	2-4	5 8 13	3	6	0	2	0	3	22		
05	Heslip, Brady		0-2	0-2	2-5	0 0 0	2	2	2	0	0	0	21		
24	Wainwright, Ish		0-0	0-0	0-0	0 0 0	0	0	0	1	0	0	1		
35	Prince, Taurean		3-4	0-0	0-0	0 3 3	2	6	1	0	0	0	16		
Team					4 1 5										
Totals			26-55	2-11	13-22	18 23 41	18	67	14	13	6	4	200		

FG % 1st Half: 15-29 51.7% 2nd half: 11-26 42.3% Game: 26-55 47.3% Deadball Rebounds 5,1
 3FG % 1st Half: 2-7 28.6% 2nd half: 0-4 0.0% Game: 2-11 18.2%
 FT % 1st Half: 3-5 60.0% 2nd half: 10-17 58.8% Game: 13-22 59.1%

Officials: Tony Greene, Joe DeRosa, Klipp Kissingner
 Technical fouls: Kentucky-None. Baylor-None.
 Attendance: 12818

Score by periods	1st	2nd	Total
Kentucky	38	24	62
Baylor	35	32	67

Last FG - UK 2nd-03:09, BU 2nd-00:41.
 Largest lead - UK by 9 2nd-15:52, BU by 9 1st-15:38.
 Score tied - 6 times.
 Lead changed - 6 times.

Official Basketball Box Score -- Game Totals -- Final Statistics

Boise State vs Kentucky

12/10/13 9:00 pm at Rupp Arena - Lexington, KY

Boise State 55 • 8-1

#	Player	Total		3-Ptr		Rebounds			PF	TP	A	TO	Bk	Stl	Min
		FG-FGA	FG-FGA	FT-FTA	Off Def Tot										
00	Watkins, Ryan	f	2-6	0-0	2-2	7 1 8	2	6	0	1	1	0	37		
03	Drmic, Anthony	f	7-22	2-8	2-2	3 1 4	3	18	1	1	0	0	38		
02	Marks, Derrick	g	6-18	2-3	0-0	0 2 2	4	14	1	2	0	1	25		
11	Elorriaga, Jeff	g	1-5	1-5	0-0	0 2 2	3	3	1	0	0	3	37		
12	Hadziomerovic, Igor	g	2-6	0-1	2-2	2 1 3	4	6	1	0	0	2	29		
01	Thompson, Mikey		4-11	0-0	0-0	1 2 3	1	8	1	2	0	2	25		
04	Bropleh, Thomas		0-1	0-0	0-0	0 1 1	0	0	0	1	0	0	4		
13	Duncan, Nick		0-0	0-0	0-0	0 0 0	0	0	0	0	0	0	5		
Team					1 3 4										
Totals			22-69	5-17	6-6	14 13 27	17	55	5	8	1	8	200		

FG % 1st Half: 14-34 41.2% 2nd half: 8-35 22.9% Game: 22-69 31.9% Deadball Rebounds 0,1
 3FG % 1st Half: 3-9 33.3% 2nd half: 2-8 25.0% Game: 5-17 29.4%
 FT % 1st Half: 0-0 0.0% 2nd half: 6-6 100.0% Game: 6-6 100.0%

Kentucky 70 • 8-2

#	Player	Total		3-Ptr		Rebounds			PF	TP	A	TO	Bk	Stl	Min
		FG-FGA	FG-FGA	FT-FTA	Off Def Tot										
15	Cauley-Stein, Willie	f	3-3	0-0	0-2	4 3 7	2	6	0	2	9	1	25		
30	Randle, Julius	f	7-11	0-0	3-4	3 8 11	1	17	1	4	1	0	28		
01	Young, James	g	7-15	4-11	3-4	1 8 9	0	21	0	5	0	0	31		
02	Harrison, Aaron	g	6-12	0-4	1-1	0 4 4	0	13	1	3	0	3	38		
05	Harrison, Andrew	g	4-7	0-1	5-7	0 3 3	3	13	2	3	0	0	31		
03	Polson, Jarrod		0-0	0-0	0-0	0 0 0	0	0	0	0	0	0	1		
22	Poythress, Alex		0-1	0-0	0-0	2 1 3	2	0	1	0	0	0	17		
25	Hawkins, Dominique		0-2	0-1	0-0	0 0 0	3	0	2	1	0	0	18		
44	Johnson, Dakari		0-0	0-0	0-0	0 1 1	1	0	0	0	0	0	11		
Team					1 4 5										
Totals			27-51	4-17	12-18	11 32 43	12	70	7	19	10	4	200		

FG % 1st Half: 17-31 54.8% 2nd half: 10-20 50.0% Game: 27-51 52.9% Deadball Rebounds 5,1
 3FG % 1st Half: 4-13 30.8% 2nd half: 0-4 0.0% Game: 4-17 23.5%
 FT % 1st Half: 3-7 42.9% 2nd half: 9-11 81.8% Game: 12-18 66.7%

Officials: Ted Valentine, Lee Cassell, Ron Groover
 Technical fouls: Boise State-None. Kentucky-None.
 Attendance: 21565

Score by periods	1st	2nd	Total
Boise State	31	24	55
Kentucky	41	29	70

Last FG - BOISE 2nd-00:36, UK 2nd-01:01.
 Largest lead - BOISE by 1 1st-12:31, UK by 19 2nd-08:36.
 Score tied - 1 time.
 Lead changed - 2 times.

Official Basketball Box Score -- Game Totals -- Final Statistics

Kentucky vs North Carolina

12/14/13 5:15 PM at Smith Center, Chapel Hill

Kentucky 77 • 8-3

#	Player	Total		3-Ptr		Rebounds			PF	TP	A	TO	Bk	Stl	Min
		FG-FGA	FG-FGA	FT-FTA	Off Def Tot										
15	Cauley-Stein, Willie	f	2-3	0-0	1-2	5 7 12	4	5	1	4	5	2	29		
30	Randle, Julius	f	3-9	0-0	5-6	0 5 5	4	11	0	4	1	0	29		
01	Young, James	g	3-10	2-6	8-10	1 4 5	5	16	1	1	0	2	29		
02	Harrison, Aaron	g	8-12	1-1	3-3	2 1 3	2	20	0	1	0	2	24		
05	Harrison, Andrew	g	3-11	1-4	10-17	2 4 6	4	17	7	4	0	1	37		
03	Polson, Jarrod		0-0	0-0	0-0	0 0 0	1	0	0	0	0	0	2		
22	Poythress, Alex		2-4	0-1	2-3	5 3 8	5	6	0	1	1	0	24		
25	Hawkins, Dominique		0-1	0-0	0-2	0 1 1	2	0	0	1	0	0	18		
35	Willis, Derek		0-0	0-0	0-0	0 0 0	0	0	0	0	0	0	1		
44	Johnson, Dakari		1-4	0-0	0-0	2 1 3	3	2	0	1	0	0	7		
Team					0 1 1										
Totals			22-54	4-12	29-43	17 27 44	31	77	9	17	7	7	200		

FG % 1st Half: 10-25 40.0% 2nd half: 12-29 41.4% Game: 22-54 40.7% Deadball Rebounds 7
 3FG % 1st Half: 1-5 20.0% 2nd half: 3-7 42.9% Game: 4-12 33.3%
 FT % 1st Half: 9-17 52.9% 2nd half: 20-26 76.9% Game: 29-43 67.4%

North Carolina 82 • 7-2

#	Player	Total	3-Ptr	Rebounds										
		FG-FGA	FG-FGA	FT-FTA	Off	Def	Tot	PF	TP	A	TO	Bk	Stl	Min
13	Tokoto, J.P.	f	7-10	1-1	0-2	0	1	1	4	15	2	2	1	26
42	James, Joel	f	2-4	0-0	1-2	2	3	5	2	5	0	0	0	13
43	McAdoo, James M	f	4-6	0-0	12-19	0	5	5	3	20	4	1	1	27
00	Britt, Nate	g	3-6	0-1	2-3	0	1	1	5	8	1	1	0	28
05	Paige, Marcus	g	6-13	1-5	10-10	0	2	2	3	23	2	2	0	37
03	Meeks, Kennedy		0-4	0-0	1-3	3	1	4	2	1	1	2	2	19
04	Davis, Luke		0-0	0-0	0-0	0	0	0	1	0	0	0	0	0+
11	Johnson, Brice		4-10	0-0	0-2	2	5	7	4	8	0	0	2	24
14	Hubert, Desmond		1-2	0-0	0-0	1	0	1	0	2	0	1	0	6
21	Simmons, Jackson		0-0	0-0	0-4	1	0	1	2	0	0	0	0	18
22	Hicks, Isaiah		0-1	0-0	0-0	0	1	1	0	0	0	0	0	2
Team						3	1	4						
Totals			27-56	2-7										

SEASON BOX SCORES

Official Basketball Box Score -- Game Totals -- Final Statistics
Louisville vs Kentucky
12/28/13 4:00 pm at Rupp Arena - Lexington, KY**Louisville 66 • 11-2, 0-0**

#	Player	Total		3-Ptr		Rebounds			PF	TP	A	TO	Blk	Stl	Min
		FG-FGA	FG-FGA	FT-FTA	Off	Def	Tot								
12	Mathiang, Mangok	f	2-2	0-0	0-0	1	2	3	1	4	0	1	4	0	22
20	Blackshear, Wayne	f	1-4	0-2	3-4	0	3	3	5	0	0	0	0	1	12
24	Harrell, Montrezl	f	2-2	0-0	2-2	2	2	4	3	6	0	0	1	1	21
02	Smith,Russ	g	7-20	0-5	5-10	1	1	2	4	19	4	4	0	1	30
03	Jones, Chris	g	7-13	3-9	1-1	0	3	3	3	18	2	2	0	1	31
00	Rozier, Terry	g	1-3	1-2	2-2	0	1	1	2	5	0	1	0	1	31
11	Hancock, Luke	g	3-11	2-8	0-1	0	3	3	2	8	2	0	0	1	28
15	Henderson, Tim	g	0-0	0-0	0-0	0	0	0	0	0	0	0	0	0	3
21	Behanan, Chane	g	0-3	0-0	0-0	2	5	7	2	0	0	3	0	0	20
22	Agau, Akoy	g	0-0	0-0	0-0	0	2	2	2	0	0	0	0	0	2
44	Van Treese, Stephan	g	0-0	0-0	1-2	4	1	5	1	1	0	1	0	0	18
Team						2	1	3			1				
Totals			23-58	6-26	14-22	12	24	36	25	66	8	13	5	6	200
FG % 1st Half: 14-30 46.7%		2nd half: 9-28 32.1%		Game: 23-58 39.7%		Deadball Rebounds 3.1									
3FG % 1st Half: 4-14 28.6%		2nd half: 2-12 16.7%		Game: 6-26 23.1%											
FT % 1st Half: 4-5 80.0%		2nd half: 10-17 58.8%		Game: 14-22 63.6%											

Kentucky 73 • 10-3, 0-0

#	Player		Total			3-Ptr			Rebounds			PF	TP	A	TO	Blk	Stl	Min
			FG-FGA	FG-FGA	FT-FTA	Off	Def	Total										
15	Cauley-Stein, Willie	f	1-3	0-0	0-0	3	7	10	4	2	0	0	3	1	35			
30	Randle, Julius	f	7-8	0-1	3-6	1	2	3	1	17	0	2	0	0	21			
01	Young, James	g	5-17	3-8	5-9	4	6	10	2	18	4	2	1	1	36			
02	Harrison, Aaron	g	5-12	0-3	0-0	0	4	4	2	10	1	4	0	0	30			
05	Harrison, Andrew	g	6-16	0-1	6-12	3	1	4	3	18	2	3	0	1	34			
22	Poythress, Alex		3-4	0-0	1-2	1	4	5	3	7	0	0	0	0	21			
25	Hawkins, Dominique		0-1	0-1	1-1	2	1	3	4	1	0	0	0	0	15			
44	Johnson, Dakari		0-1	0-0	0-0	1	0	1	0	0	1	0	0	0	8			
Team						2	2	4										
Totals						27-62	3-14	16-30	17	27	44	19	73	8	11	4	3	200
FG % 1st Half: 15-35 42.9%			2nd half: 12-27 44.4%			Game: 27-62 43.5%									Deadball Rebounds 7.1			
3FG % 1st Half: 2-9 22.2%			2nd half: 1-5 20.0%			Game: 3-14 21.4%												
FT % 1st Half: 9-16 56.3%			2nd half: 7-14 50.0%			Game: 16-30 53.3%												

Officials: Tony Greene, Mark Whitehead, Doug Simmons
Technical fouls: Louisville-None. Kentucky-None.
Attendance: 24396

Score by periods	1st	2nd	Total
Louisville	36	30	66
Kentucky	41	32	73

Official Basketball Box Score -- Game Totals -- Final Statistics
Mississippi State vs Kentucky
01/08/14 8:00 pm at Rupp Arena - Lexington, KY**Mississippi State 63 • 10-4, 0-1**

#	Player	FG	FGA	3-PT	FT	FTA	Off	Def	Tot	PF	TP	A	TO	Blk	Stl	Min
03	Borchert, Colin	f	2-7	2-5	2-2		0	3	3	5	8	1	0	0	0	20
20	Ware, Gavin	f	2-6	0-0	0-0		1	9	10	3	4	0	2	0	1	24
01	Thomas, Fred	g	1-8	1-4	0-0		0	1	1	2	3	2	2	0	0	29
15	Ready, I.J.	g	0-1	0-0	0-0		0	0	0	0	0	2	3	0	1	18
32	Sword, Craig	g	5-12	0-0	9-10		2	0	2	4	19	2	5	0	3	24
04	Bloodman, Trivante	g	5-6	0-0	3-4		0	1	1	2	13	2	0	0	1	25
11	Davis, Jacoby	g	2-4	0-2	0-0		0	1	1	2	4	3	0	0	0	14
13	Moore, Tevin		0-0	0-0	0-0		0	0	0	0	0	0	0	0	0	3
24	Cunningham, Tyson		0-0	0-0	0-0		0	1	1	0	0	0	0	0	1	10
25	Johnson, Roquez		6-13	0-0	0-2		3	1	4	4	12	0	3	0	1	33
Team							3	2	5							
Totals			23-57	3-11	14-18		9	19	28	22	63	12	15	0	8	200
FG % 1st Half: 15-34 44.1%		2nd half: 8-23 34.8%		Game: 23-57 40.4%		Deadball Rebounds 1										
3FG % 1st Half: 2-6 33.3%		2nd half: 1-5 20.0%		Game: 3-11 27.3%												
FT % 1st Half: 8-8 100.0%		2nd half: 6-10 60.0%		Game: 14-18 77.8%												

Kentucky 85 • 11-3, 1-0

#	Player	Total		3-Ptr		Rebounds			PF	TP	A	TO	Blk	Stl	Min
		FG-FGA	FG-FGA	FT-FTA	Off	Def	Tot								
15	Cauley-Stein, Willie	f	5-6	0-0	2-5	2	2	4	2	12	1	0	2	1	25
30	Randle, Julius	f	3-7	0-1	2-4	6	8	14	3	8	1	1	0	0	21
01	Young, James	g	8-18	3-10	7-9	5	5	10	2	26	5	2	1	2	35
02	Harrison, Aaron	g	1-5	0-3	3-5	0	2	2	4	5	3	3	0	2	23
05	Harrison, Andrew	g	2-7	1-3	3-4	0	2	2	2	8	2	4	0	0	30
00	Lee, Marcus		1-2	0-0	0-0	0	0	0	0	2	1	0	1	0	5
03	Polson, Jarrod		0-0	0-0	0-0	0	0	0	0	0	0	0	0	0	2
04	Hood, Jon		0-0	0-0	0-0	0	0	0	0	0	0	1	0	0	2
22	Poythress, Alex		5-6	0-0	2-2	1	3	4	2	12	2	2	3	0	22
24	Floral, E.J.		0-0	0-0	0-0	0	0	0	0	0	0	0	0	0	1
25	Hawkins, Dominique		1-5	0-2	2-2	0	2	2	3	4	2	0	0	0	23
35	Willis, Derek		0-1	0-1	0-0	0	1	1	0	0	0	0	0	0	3
44	Johnson, Dakari		4-4	0-0	0-2	1	0	1	1	8	0	0	0	0	8
Team						2	2	4							
Totals			30-61	4-20	21-33	17	27	44	19	85	18	12	7	5	200
FG % 1st Half: 13-35 37.1%		2nd half: 17-26 65.4%		Game: 30-61 49.2%		Deadball Rebounds 7.1									
3FG % 1st Half: 2-14 14.3%		2nd half: 2-6 33.3%		Game: 4-20 20.0%											
FT % 1st Half: 9-14 64.3%		2nd half: 12-19 63.2%		Game: 21-33 63.6%											

Officials: Pat Adams, Mike Nance, Doug Simmons
Technical fouls: Mississippi State-Johnson, Roquez. Kentucky-Cauley-Stein, Willis.
Attendance: 23638

Score by periods	1st	2nd	Total
Mississippi State	40	23	63
Kentucky	37	48	85

Last FG - MISS 2nd-01:28, UK 2nd-00:35.
Largest lead - MISS by 10 1st-15:48, UK by 22 2nd-05:16.

Points	In	Off	2nd	Fast	Bench
MISS	36	8	7	16	29
UK	46	19	17	10	26

Score tied - 6 times.
Lead changed - 3 times.

Official Basketball Box Score -- Game Totals -- Final Statistics
Kentucky vs Arkansas
01-14-14 8:00pm at Fayetteville, Ark. (Bud Walton Arena)**Kentucky 85 • 12-4, 2-1 SEC**

#	Player	Total		3-Ptr		Rebounds			PF	TP	A	TO	Blk	Stl	Min
		FG-FGA	FG-FGA	FT-FTA	Off	Def	Tot								
15	Cauley-Stein, Willie	f	1-2	0-0	0-0	0	6	6	5	2	0	0	1	0	18
30	Randle, Julius	f	5-11	0-0	10-14	6	8	14	4	20	0	5	2	0	32
01	Young, James	g	8-17	2-6	5-8	2	4	6	3	23	2	3	0	2	40
02	Harrison, Aaron	g	5-8	2-3	4-5	1	0	1	4	16	1	2	1	0	24
05	Harrison, Andrew	g	2-9	1-2	2-3	0	4	4	2	7	6	5	0	1	38
00	Lee, Marcus	g	0-0	0-0	1-4	0	1	1	2	1	0	0	0	0	10
03	Polson, Jarrod	g	0-0	0-0	0-0	0	2	2	3	0	1	1	1	0	17
22	Poythress, Alex	g	5-7	0-0	2-2	1	5	6	4	12	0	0	2	0	32
25	Hawkins, Dominique	g	0-0	0-0	0-0	0	0	0	2	0	0	0	0	0	5
44	Johnson, Dakari	g	1-2	0-0	2-4	2	2	4	2	4	1	0	1	0	9
Team						3	3	6							
Totals			27-56	5-11	26-40	15	35	50	31	85	11	17	8	3	225
FG % 1st Half: 13-19		68.4%	2nd half: 11-30	36.7%	OT: 3-7	42.9%	Game: 27-56	48.2%	Deadball						
3FG % 1st Half: 2-4		50.0%	2nd half: 2-5	40.0%	OT: 1-2	50.0%	Game: 5-11	45.5%	Rebounds						
FT % 1st Half: 13-22		59.1%	2nd half: 9-14	64.3%	OT: 4-4	100.0	Game: 26-40	65.0%	Turnovers						

SEASON BOX SCORES

Official Basketball Box Score -- Game Totals -- Final Statistics

Tennessee vs Kentucky
01/18/14 12:00 pm at Rupp Arena - Lexington, KY

Tennessee 66 • 11-6, 2-2

#	Player	Total		3-Ptr		Rebounds			PF	TP	A TO Blk Stl				Min
		FG-FGA	FG-FGA	FT-FTA	FT-FTA	Off	Def	Tot			A	TO	Blk	Stl	
05	Stokes, Jarnell	f	8-12	0-0	4-6	7	8	15	3	20	2	2	0	0	35
34	Maymon, Jeronne	f	4-11	0-0	4-7	4	1	5	3	12	1	0	0	1	34
01	Richardson, Josh	g	2-7	0-1	0-0	1	2	3	1	4	0	1	0	0	30
02	Barton, Antonio	g	0-4	0-2	2-2	0	3	3	2	2	3	2	0	0	27
52	McRae, Jordan	g	5-14	1-7	6-8	0	1	1	4	17	2	4	0	1	37
04	Moore, Armani	g	2-4	0-1	0-0	3	0	3	4	4	1	1	0	1	15
10	Ndiaye, Rawane	g	1-3	0-0	0-0	2	1	3	1	2	0	1	1	0	5
15	Thompson, Darius	g	2-2	1-1	0-0	1	1	2	1	5	1	1	0	0	13
23	Reese, Derek	g	0-1	0-1	0-0	0	0	0	1	0	0	0	0	0	4
Team						2	2	4							
Totals			24-58	2-13	16-23	20	19	39	20	66	10	12	1	4	200

FG % 1st Half: 14-33 42.4% 2nd half: 10-25 40.0% Game: 24-58 41.4%
3FG % 1st Half: 1-7 14.3% 2nd half: 1-6 16.7% Game: 2-13 15.4%
FT % 1st Half: 3-4 75.0% 2nd half: 13-19 68.4% Game: 16-23 69.6%

Deadball
Rebounds
4.2

Kentucky 74 • 13-4, 3-1

#	Player	Total		3-Ptr		Rebounds			PF	TP	A TO Blk Stl				Min
		FG-FGA	FG-FGA	FT-FTA	FT-FTA	Off	Def	Tot			A	TO	Blk	Stl	
15	Cauley-Stein, Willie	f	0-5	0-0	0-0	2	1	3	2	0	0	0	1	2	19
30	Randle, Julius	f	6-9	1-2	5-5	1	1	2	2	18	4	4	1	1	33
01	Young, James	g	3-9	2-5	0-0	0	1	1	2	8	0	1	0	0	36
02	Harrison, Aaron	g	3-7	2-4	6-7	0	4	4	14	1	2	0	2	2	26
05	Harrison, Andrew	q	7-13	2-3	10-10	0	2	2	1	26	3	0	0	1	33
02	Polson, Jarrod	g	0-0	0-0	0-0	0	0	0	1	0	1	0	0	0	9
22	Poythress, Alex	g	1-4	0-2	2-2	1	2	3	1	4	2	1	2	0	21
25	Hawkins, Dominique	g	0-0	0-0	0-0	0	0	0	2	0	0	0	0	0	7
44	Johnson, Dakari	g	2-3	0-0	0-0	2	2	4	2	4	0	0	0	0	16
Team						1	4	5							
Totals			22-50	7-16	23-24	7	17	24	17	74	11	8	4	6	200

FG % 1st Half: 11-26 42.3% 2nd half: 11-24 45.8% Game: 22-50 44.0%
3FG % 1st Half: 5-15 33.3% 2nd half: 2-4 50.0% Game: 7-16 43.8%
FT % 1st Half: 7-7 100.0 2nd half: 16-17 94.1% Game: 23-24 95.8%

Deadball
Rebounds
1

Officials: Tony Greene, Patrick Evans, Don Daily
Technical fouls: Tennessee-None. Kentucky-None.
Attendance: 24246

Score by periods	1st	2nd	Total
Tennessee	32	34	66
Kentucky	34	40	74

Points	In	Off	2nd	Fast	Bench
UT	38	9	20	10	11
UK	26	13	10	4	8

Last FG - UT 2nd-00:07, UK 2nd-01:09.
Largest lead - UT by 9 1st-12:16, UK by 11 2nd-04:11.

Score tied - 1 time.
Lead changed - 3 times.

Official Basketball Box Score -- Game Totals -- Final Statistics

Texas A&M vs Kentucky
01/21/14 9:00 pm at Rupp Arena - Lexington, KY

Texas A&M 51 • 12-6, 3-2

#	Player	Total		3-Ptr		Rebounds			PF	TP	A TO Blk Stl				Min
		FG-FGA	FG-FGA	FT-FTA	FT-FTA	Off	Def	Tot			A	TO	Blk	Stl	
14	Roberson, Kourtney	f	2-5	0-0	2-2	1	2	3	2	6	1	1	0	0	20
02	Smith, Shawn	g	3-9	0-1	2-2	0	4	4	1	8	0	0	0	2	36
05	Green, Jordan	g	2-3	0-0	0-0	0	0	0	4	4	2	1	0	1	16
21	Caruso, Alex	g	4-6	0-0	4-8	0	4	4	2	12	3	4	0	3	35
23	Jones, Jamal	g	3-12	1-3	1-2	0	3	3	3	8	0	1	1	0	21
04	Miller, Tavario	g	0-2	0-0	1-2	1	2	3	2	1	0	0	0	0	9
10	McDonald, Blake	g	0-0	0-0	0-0	0	0	0	2	0	0	0	0	0	12
15	Fitzgerald, Davonte	g	5-12	1-4	1-3	1	1	2	2	12	0	2	0	0	24
24	Space, Antwan	g	0-2	0-0	0-0	0	1	1	3	0	2	0	0	0	15
25	Dobbins, Kyle	g	0-0	0-0	0-0	0	0	0	0	0	0	0	0	0	1
45	Johns, Dylan	g	0-0	0-0	0-0	0	1	1	2	0	0	0	1	0	11
Team						3	0	3							
Totals			19-51	2-8	11-21	6	18	24	23	51	6	11	2	6	200

FG % 1st Half: 11-26 42.3% 2nd half: 8-25 32.0% Game: 19-51 37.3%
3FG % 1st Half: 1-4 25.0% 2nd half: 1-4 25.0% Game: 2-8 25.0%
FT % 1st Half: 4-7 57.1% 2nd half: 7-14 50.0% Game: 11-21 52.4%

Deadball
Rebounds
5.2

Kentucky 68 • 14-4, 4-1

#	Player	Total		3-Ptr		Rebounds			PF	TP	A TO Blk Stl				Min
		FG-FGA	FG-FGA	FT-FTA	FT-FTA	Off	Def	Tot			A	TO	Blk	Stl	
15	Cauley-Stein, Willie	f	0-2	0-0	1-4	1	0	1	4	1	0	2	0	0	9
30	Randle, Julius	f	4-6	0-1	5-6	4	7	11	3	13	3	1	2	1	29
01	Young, James	q	6-11	2-6	1-2	2	5	7	2	15	2	1	0	2	36
02	Harrison, Aaron	g	1-5	1-3	3-4	0	1	1	4	6	2	1	0	2	27
05	Harrison, Andrew	g	3-12	2-7	0-0	1	7	8	2	8	4	4	0	0	38
00	Lee, Marcus	g	0-0	0-0	0-0	0	0	0	0	0	0	0	0	0	3
03	Polson, Jarrod	g	1-2	1-2	0-0	1	1	2	2	3	1	0	0	0	8
22	Poythress, Alex	g	4-7	0-1	8-9	1	4	5	2	16	0	3	2	0	25
25	Hawkins, Dominique	g	0-1	0-1	0-0	0	0	0	0	0	1	0	0	0	1
44	Johnson, Dakari	g	3-4	0-0	0-2	2	5	7	1	6	0	2	3	1	24
Team						0	0	0							
Totals			22-50	6-21	18-27	12	30	42	20	68	12	15	7	6	200

FG % 1st Half: 11-27 40.7% 2nd half: 11-23 47.8% Game: 22-50 44.0%
3FG % 1st Half: 5-15 33.3% 2nd half: 1-6 16.7% Game: 6-21 28.6%
FT % 1st Half: 7-12 58.3% 2nd half: 11-15 73.3% Game: 18-27 66.7%

Officials: Pat Adams, Mike Nance, Joe Lindsay
Technical fouls: Texas A&M-None. Kentucky-None.
Attendance: 22634

Score by periods	1st	2nd	Total
Texas A&M	27	24	51
Kentucky	34	34	68

Points	In	Off	2nd	Fast	Bench
TXAM	32	12	4	12	13
UK	30	12	15	4	25

Last FG - TXAM 2nd-00:46, UK 2nd-02:46.
Largest lead - TXAM by 2 1st-18:51, UK by 21 2nd-05:03.

Score tied - 2 times.
Lead changed - 2 times.

Official Basketball Box Score -- Game Totals -- Final Statistics

Georgia vs Kentucky
01/25/14 1:30 pm at Rupp Arena - Lexington, KY

Georgia 54 • 10-8, 4-2

#	Player	Total		3-Ptr		Rebounds			PF	TP	A TO Blk Stl				Min
		FG-FGA	FG-FGA	FT-FTA	FT-FTA	Off	Def	Tot			A	TO	Blk	Stl	
02	Thornton, Marcus	f	2-10	0-0	6-6	5	4	9	4	10	0	2	2	1	38
15	Williams, Dontae	f	2-3	0-0	1-1	1	0	1	4	5	0	0	0	0	19
31	Morris, Brandon	f	5-11	2-3	3-4	1	1	2	2	15	2	5	0	0	35
02	Djurisic, Nemanja	f	3-9	1-1	1-2	2	6	8	1	8	1	3	0	0	34
04	Mann, Charles	g	1-9	0-2	7-15	1	5	6	1	9	5	5	0	1	34
05	Dixon, Tim	g	1-2	0-0	0-0	1	0	1	2	2	0	0	0	0	9
10	Echols, Taylor	g	1-2	1-2	0-0	0	0	0	2	3	1	2	0	1	14
11	Fortie, Cameron	g	1-2	0-0	0-0	0	0	0	0	2	0	0	0	0	10
24	Kessler, Houston	g	0-0	0-0	0-0	0	0	0	0	0	0	0	0	0	1
25	Geno, Kenny Paul	g	0-0	0-0	0-0	0	0	0	1	0	0	0	0	0	3
30	Frazier, J.J.	g	0-0	0-0	0-0	0	0	0	0	0	1	0	0	0	0
41	Cannon, John	g	0-1	0-0	0-0	1	1	2	0	0	2	0	0	0	3
Team						5	1	6							
Totals			16-49	4-8	18-28	17	18	35	17	54	9	20	2	3	200

FG % 1st Half: 7-24 29.2% 2nd half: 9-25 36.0% Game: 16-49 32.7%
3FG % 1st Half: 2-4 50.0% 2nd half: 2-4 50.0% Game: 4-8 50.0%
FT % 1st Half: 6-9 66.7% 2nd half: 12-19 63.2% Game: 18-28 64.3%

Deadball
Rebounds
5

Kentucky 79 • 15-4, 5-1

#	Player		Total		3-Ptr		Rebounds			PF	TP	A TO Blk Stl				Min
			FG-FGA	FG-FGA	FT-FTA	Off	Def	Tot	A			TO	Blk	Stl		
15	Cauley-Stein, Willie	f	3-7	0-0	2-2	3	0	3	1	8	1	2	6	6	26	
30	Randle, Julius	f	4-8	1-1	5-5	4	5	9	2	14	3	3	1	0	32	
01	Young, James	g	5-10	3-7	0-0	0	2	2	13	1	1	0	1	0	32	
02	Harrison, Aaron	g	6-10	0-3	2-3	2	3	5	2	3	0	1	1	1	30	
05	Yarrington, Andrew	g	3-9	1-2	0-0	0	3	3	3	7	5	3	1	1	32	
00	Lee, Marcus		1-2	0-0	0-0	1	0	1	0	2	0	0	0	0	3	
03	Polson, Jarrod		1-3	0-0	0-0	0	0	0	1	2	1	0	0	0	11	
04	Hood, Jon		1-1	0-0	0-0	0	0	0	0	2	1	0	0	0	2	
22	Poythress, Alex		3-5	0-0	5-8	1	4	5	3	11	1	2	0	0	16	
25	Hawkins, Dominique		0-0	0-0	0-0	0	0	0	0	0	0	0	0	0	0	
28	Willis, Derek		1-1	0-0	0-0	0	0	0	0	2	0	0	0	0	6	
44	Johnson, Dakari		0-1	0-0	1-2	0	1	1	4	3	0	0	2	0	10	
35						3	2	5								
Totals			29-58	12-15	16-20	12	20	32	19	79	16	11	11	9	200	

SEASON BOX SCORES

Official Basketball Box Score -- Game Totals -- Final Statistics Kentucky vs Missouri 02/01/14 Noon at Columbia, Mo. (Mizzou Arena)

Kentucky 84 • 16-5, 6-2

#	Player		Total		3-Ptr		Rebounds			PF	TP	A	To	Bk	Stl	Min		
			FG	FGA	FG	FGA	FT	FTA	Off								Def	Total
01	Young, James	f	8	14	4	7	0	1	0	2	2	20	2	1	0	38		
30	Randle, Julius	f	7	13	0	0	4	5	5	4	9	3	18	3	2	1	37	
44	Johnson, Dakari	c	1	3	0	0	0	1	0	1	1	4	2	0	1	0	11	
02	Harrison, Aaron	g	6	10	1	3	8	8	0	2	2	0	21	1	0	0	36	
05	Harrison, Andrew	g	4	8	2	2	4	6	0	1	1	4	14	4	1	0	31	
00	Lee, Marcus		1	1	0	0	0	0	0	1	1	1	2	0	0	1	9	
03	Polson, Jarrod		0	1	0	1	0	0	1	1	2	1	0	1	0	0	13	
15	Cauley-Stein, Willie		0	1	0	0	0	2	0	0	0	4	0	0	0	1	7	
22	Poythress, Alex		3	5	1	1	0	0	1	2	3	4	7	0	2	1	0	16
25	Hawkins, Dominique		0	0	0	0	0	1	1	1	2	0	0	0	0	0	2	
	Team								0	6	6							
	Totals		30	56	8	14	16	24	8	21	29	23	84	11	7	4	5	200

FG % 1st Half: 16-29 55.2% 2nd half: 14-27 51.9% Game: 30-56 53.6%
3FG % 1st Half: 4-9 44.4% 2nd half: 4-5 80.0% Game: 8-14 57.1%
FT % 1st Half: 6-10 60.0% 2nd half: 10-14 71.4% Game: 16-24 66.7%

Deadball
Rebounds
2

Missouri 79 • 16-5, 4-4

#	Player	Total		3-Ptr		Rebounds			PF	TP	A	TO	Bk	Stl	Min
		FG-FGA	FG-FGA	FT-FTA	Off Def Tot										
03	WILLIAMS, Johnathan	f	0-2	0-1	1-2	1	3	4	4	1	0	0	2	0	20
44	ROSBURG, Ryan	f	1-2	0-0	0-0	2	1	3	3	2	0	1	1	0	30
05	CLARKSON, Jordan	g	11-17	2-4	4-5	1	2	3	1	28	3	2	0	0	37
32	BROWN, Jabari	g	10-17	3-6	10-12	0	3	3	2	33	2	2	0	0	38
33	ROSS, Earnest	g	2-7	1-6	3-4	1	5	6	2	8	1	1	0	1	25
01	CLARK, Wes	g	3-4	0-0	1-2	0	4	4	1	7	3	1	0	1	22
02	CRISWELL, Tony	g	0-2	0-0	0-0	0	4	4	3	0	0	0	0	0	18
11	RECTOR, Shane	g	0-0	0-0	0-0	0	0	0	0	0	0	1	0	0	2
24	JONES, Torren	g	0-0	0-0	0-0	0	0	0	0	0	0	0	0	0	1
45	POST, Keanau	g	0-0	0-0	0-2	0	1	1	1	0	0	0	0	0	7
Team					0	1	1	1							
Totals			27-51	6-17	19-29	5	24	29	18	79	9	8	3	2	200

FG % 1st Half: 9-19 47.4% 2nd half: 18-32 56.3% Game: 27-51 52.9%
3FG % 1st Half: 3-8 37.5% 2nd half: 3-9 33.3% Game: 6-17 35.3%
FT % 1st Half: 11-14 78.6% 2nd half: 8-15 53.3% Game: 19-29 65.5%

Deadball
Rebounds
8

Officials: Mike Nance, Tim Gattis, Brian Shey
Technical fouls: Kentucky-None. Missouri-TEAM.
Attendance: 11742

Score by periods	1st	2nd	Total
Kentucky	42	42	84
Missouri	32	47	79

Points	In	Off	2nd	Fast	Bench
UK	Paint	T/O	Chance	Break	
MU-M	36	11	13	4	9
	34	9	5	18	7

Last FG - UK 2nd-00:19, MU-M 2nd-00:00.
Largest lead - UK by 16 2nd-14:32, MU-M by 2 1st-18:53.

Score tied - 0 times.
Lead changed - 1 time.

Official Basketball Box Score -- Game Totals -- Final Statistics Ole Miss vs Kentucky 02/04/14 7:00 pm at Rupp Arena - Lexington, KY

Ole Miss 64 • 15-7, 6-3

#	Player	Total		3-Ptr		Rebounds			PF	TP	A	TO	Bk	Stl	Min
		FG-FGA	FG-FGA	FT-FTA	Off Def Tot										
11	Saiz, Sebastian	f	3-6	0-0	1-2	1	1	2	1	7	0	1	1	0	24
13	Perez, Anthony	f	3-4	1-1	2-2	2	0	2	4	9	2	1	0	1	22
34	Jones, Aaron	f	1-3	0-0	0-0	3	1	4	2	2	0	0	2	1	23
22	Henderson, Marshall	g	6-18	4-12	0-0	0	1	1	1	16	0	3	0	0	34
32	Summers, Jarvis	g	4-13	1-5	2-2	0	1	1	3	11	3	1	1	0	29
03	Millinghaus, Derrick	g	1-3	0-1	0-0	0	3	3	2	2	1	0	0	0	14
04	Cox, DeMarco	g	1-2	0-0	0-0	1	0	1	3	2	0	0	0	0	12
20	White, Ladarius	g	4-13	0-2	3-4	3	2	5	1	11	2	2	0	0	27
23	Coleyby, Dwight	g	2-3	0-0	0-0	1	1	2	5	4	1	0	1	0	13
24	Joessaar, Janari	g	0-0	0-0	0-0	0	1	1	0	0	0	0	0	0	2
Team					3	1	4								
Totals			25-65	6-21	8-10	14	12	26	22	64	9	8	5	2	200

FG % 1st Half: 15-37 40.5% 2nd half: 10-28 35.7% Game: 25-65 38.5%
3FG % 1st Half: 3-11 27.3% 2nd half: 3-10 30.0% Game: 6-21 28.6%
FT % 1st Half: 1-2 50.0% 2nd half: 7-8 87.5% Game: 8-10 80.0%

Deadball
Rebounds
2,1

Kentucky 80 • 17-5, 7-2

#	Player	Total		3-Ptr		Rebounds			PF	TP	A	TO	Bk	Stl	Min
		FG-FGA	FG-FGA	FT-FTA	Off Def Tot										
30	Randle, Julius	f	2-6	0-0	8-10	1	4	5	1	12	0	0	1	0	25
44	Johnson, Dakari	c	2-4	0-0	1-2	1	1	2	1	5	0	1	4	0	9
01	Young, James	g	2-8	0-5	6-10	2	1	3	2	10	1	1	0	1	34
02	Harrison, Aaron	g	5-10	2-5	4-4	2	4	6	1	16	2	2	0	1	34
05	Harrison, Andrew	g	3-4	0-1	3-4	0	2	2	2	9	5	3	0	0	34
00	Lee, Marcus	g	0-0	0-0	0-0	0	0	0	0	0	0	0	0	0	1
03	Polson, Jarrod	g	0-1	0-1	0-0	0	0	0	2	0	0	0	0	0	8
04	Hood, Jon	g	0-0	0-0	0-0	0	0	0	0	0	0	0	0	0	1
15	Cauley-Stein, Willie	g	7-8	0-0	4-5	5	6	11	2	18	2	6	1	2	29
22	Poythress, Alex	g	5-9	0-0	0-1	3	4	7	2	10	0	0	1	0	20
25	Hawkins, Dominique	g	0-0	0-0	0-0	0	0	0	0	0	0	0	0	0	4
35	Willis, Derek	g	0-1	0-1	0-0	0	0	0	0	0	0	0	0	0	1
Team					1	4	5								
Totals			26-51	2-13	26-36	15	26	41	13	80	10	10	12	3	200

FG % 1st Half: 11-26 42.3% 2nd half: 15-25 60.0% Game: 26-51 51.0%
3FG % 1st Half: 2-10 20.0% 2nd half: 0-3 0.0% Game: 2-13 15.4%
FT % 1st Half: 11-18 61.1% 2nd half: 15-18 83.3% Game: 26-36 72.2%

Deadball
Rebounds
7

Officials: Joe Lindsay, Antonio Petty, Jamie Luckie
Technical fouls: Ole Miss-None. Kentucky-None.
Attendance: 22168

Score by periods	1st	2nd	Total
Ole Miss	34	30	64
Kentucky	35	45	80

Points	In	Off	2nd	Fast	Bench
OLEMIS	Paint	T/O	Chance	Break	
UK	24	6	15	2	19
	44	8	19	12	28

Last FG - OLEMISS 2nd-00:27, UK 2nd-02:13.
Largest lead - OLEMISS by 5 1st-07:01, UK by 19 2nd-03:00.

Score tied - 6 times.
Lead changed - 7 times.

Official Basketball Box Score -- Game Totals -- Final Statistics Kentucky vs Auburn 02-12-14 12:47 p.m. at Auburn Arena -- Auburn, Ala.

Kentucky 64 • 19-5, 9-2

#	Player	Total		3-Ptr		Rebounds			PF	TP	A	TO	Bk	Stl	Min
		FG-FGA	FG-FGA	FT-FTA	Off Def Tot										
01	Young, James	f	1-10	1-5	1-2	3	3	6	2	4	1	0	0	1	31
30	Randle, Julius	f	4-8	0-0	4-8	4	8	12	2	12	0	2	1	0	30
44	Johnson, Dakari	c	4-10	0-0	0-1	7	1	8	1	8	1	0	1	2	21
02	Harrison, Aaron	g	2-8	1-3	5-6	0	1	1	5	10	1	2	0	2	33
05	Harrison, Andrew	g	3-10	2-3	8-11	3	2	5	3	16	2	4	0	0	35
03	Polson, Jarrod	g	1-1	1-1	0-0	0	1	1	0	3	1	0	0	0	11
15	Cauley-Stein, Willie	g	1-4	0-0	3-4	2	4	6	2	5	1	1	1	0	20
22	Poythress, Alex	g	1-4	0-0	4-8	2	5	7	3	6	0	0	0	1	19
Team					1	2	3								
Totals			17-55	5-12	25-40	22	27	49	18	64	7	9	3	6	200

FG % 1st Half: 9-30 30.0% 2nd half: 8-25 32.0% Game: 17-55 30.9%
3FG % 1st Half: 3-8 37.5% 2nd half: 2-4 50.0% Game: 5-12 41.7%
FT % 1st Half: 7-13 53.8% 2nd half: 18-27 66.7% Game: 25-40 62.5%

Deadball
Rebounds
10

Auburn 56 • 11-11, 3-8

		Total	3-Ptr		Rebounds										
#	Player	FG-FGA	FG-FGA	FT-FTA	Off	Def	Tot	PF	TP	A	TO	Bk	Stl	Min	
02	Payne, Allen	f	2-4	0-0	2-2	1	2	3	3	6	0	1	0	0	23
00	Dixon-Tatum, Asaunh	c	0-0	0-0	0-0	0	2	2	5	0	0	1	2	0	12
01	Harrell, KT	g	2-15	0-7	3-4	1	1	2	2	7	0	1	0	0	31
03	Denson, Chris	g	8-18	1-3	9-11	0	1	1	4	26	1	2	1	2	35
13	Shamsid-Deen, Tahj	g	3-10	1-4	2-2	1	5	6	4	9	1	0	0	0	35
11	Wade, Dion		0-1	0-1	0-0	0	1	1	4	0	0	1	0	0	11
20	Thompson, Alex		1-3	0-1	0-0	2	3	5	2	2	0	0	0	0	15
21	Canada, Malcolm		0-0	0-0	0-0	0	0	0	0	0	0	0	0	0	5
25	Granger, Jordan		0-0	0-0	0-0	0	0	0	0	0	0	0	0	0	4
41	Ateweh, Matthew		2-4	0-0	2-5	9	4	13	5	6	0	2	4	1	29
Team					1	2	3								
Totals			18-55	2-16	18-24	15	21	36	29	56	2	8	7	3	200

SEASON BOX SCORES

Official Basketball Box Score -- Game Totals -- Final Statistics

Florida vs Kentucky
02/15/14 9:00 pm at Rupp Arena - Lexington, KY

Florida 69 • 23-2, 12-0

#	Player		Total		3-Ptr		Rebounds			PF	TP	A TO Blk Stl				Min
			FG-FGA	FG-FGA	FT-FTA	Off	Def	Tot								
15	Yequete, Will	f	0-1	0-1	1-2	0	4	4	3	1	2	0	1	2	25	
24	Prather, Casey	f	8-9	0-0	8-12	1	3	4	1	24	1	2	0	4	33	
04	Young, Patric	c	4-11	0-0	2-2	4	1	5	3	10	0	1	0	0	26	
05	Wilbekin, Scottie	g	5-10	2-3	11-12	0	3	3	1	23	2	0	0	1	36	
20	Frazier, Michael	g	1-5	1-4	0-0	0	4	4	1	3	1	0	0	0	32	
00	Hill, Kasey		0-1	0-1	0-0	1	0	1	1	0	1	1	0	0	14	
10	Finney-Smith, Dorian		4-10	0-3	0-0	3	2	5	3	8	1	0	0	0	27	
23	Walker, Chris		0-1	0-0	0-0	0	0	0	1	0	0	0	0	0	2	
25	Walker, Devon		0-2	0-1	0-0	0	1	1	2	0	1	1	0	0	5	
Team						1	0	1								
Totals				22-50	3-13	22-28	10	18	28	16	69	9	5	1	7	200
FG % 1st Half: 10-30 33.3%			2nd half: 12-20 60.0%		Game: 22-50 44.0%		Deadball Rebounds 1									
3FG % 1st Half: 1-9 11.1%			2nd half: 2-4 50.0%		Game: 3-13 23.1%											
FT % 1st Half: 7-11 63.6%			2nd half: 15-17 88.2%		Game: 22-28 78.6%											

Kentucky 59 • 19-6, 9-3

#	Player		Total		3-Ptr		Rebounds			PF	TP	A TO Blk Stl			Min
			FG-FGA	FG-FGA	FT-FTA	Off	Def	Total							
30	Randle, Julius	f	4-7	1-1	4-6	4	9	13	3	13	2	1	0	0	35
44	Johnson, Dakari	c	1-2	0-0	0-1	0	2	2	3	2	0	1	0	0	13
01	Young, James	g	7-10	3-5	2-4	1	4	5	2	19	1	5	0	0	36
02	Harrison, Aaron	g	1-7	1-2	0-2	0	1	1	1	3	2	1	0	1	35
05	Harrison, Andrew	q	6-12	0-3	8-8	2	2	4	5	20	4	3	0	0	34
03	Polson, Jarrod		0-0	0-0	0-0	0	0	0	1	0	1	1	0	0	8
15	Cauley-Stein, Willie		1-2	0-0	0-2	0	2	2	1	2	1	0	3	1	27
22	Poythress, Alex		0-2	0-1	0-0	1	1	2	1	0	0	1	0	0	11
25	Hawkins, Dominique		0-0	0-0	0-0	0	0	0	0	0	0	0	0	0	1
Team						1	1	2							
Totals			20-42	5-12	14-23	9	22	31	17	59	11	13	3	2	200
FG % 1st Half: 11-22 50.0% 2nd half: 9-20 45.0% Game: 20-42 47.6% Deadball Rebounds 4.1															
3FG % 1st Half: 2-5 40.0% 2nd half: 3-7 42.9% Game: 5-12 41.7%															
FT % 1st Half: 7-11 63.6% 2nd half: 7-12 58.3% Game: 14-23 60.9%															

Officials: Antinio Petty, Michael Stephens, Doug Simmons
Technical fouls: Florida-None. Kentucky-TEAM.
Attendance: 24425

Score by periods				1st	2nd	Total								
Florida				28	41	69								
Kentucky				31	28	59								
Points				UF	UK		In Paint	Off T/O	2nd Chance	Fast Break	Bench			
				UF	UK		34	14	12	10	9			
				UF	UK		22	7			8			

Last FG - UF 2nd-00:38, UK 2nd-02:00.
Largest lead - UF by 10 2nd-00:38, UK by 7 1st-02:04.
Score tied - 12 times.
Lead changed - 11 times.

Official Basketball Box Score -- Game Totals -- Final Statistics

Kentucky vs Ole Miss
2/18/14 6 PM at Oxford, Miss./Tad Smith Coliseum

Kentucky 84 • 20-6, 10-3 SEC

#	Player		Total		3-Ptr		Rebounds			PF	TP	A TO Blk Stl				Min
			FG-FGA	FG-FGA	FT-FTA	Off	Def	Tot								
30	Randle, Julius	f	6-7	0-0	13-14	4	9	13	2	25	0	4	1	1	29	
44	Johnson, Dakari	c	0-3	0-0	0-0	1	1	2	2	0	0	0	0	0	9	
01	Young, James	g	6-12	2-7	2-2	1	5	6	1	16	5	5	0	0	35	
02	Harrison, Aaron	g	6-13	1-4	4-4	0	4	4	3	17	4	2	0	2	36	
05	Harrison, Andrew	g	2-6	2-5	4-4	1	2	3	3	10	4	4	0	0	34	
03	Polson, Jarrod		1-2	1-2	0-0	0	1	1	0	3	2	1	0	0	11	
15	Cauley-Stein, Willie		2-3	0-0	4-6	3	3	6	4	8	0	0	3	1	31	
22	Poythress, Alex		2-2	1-1	0-0	0	3	3	2	5	1	1	0	1	15	
Team						0	1	1			2					
Totals			25-48	7-19	27-30	10	29	39	17	84	16	19	4	5	200	
FG % 1st Half: 17-29			58.6%	2nd half: 8-19	42.1%	Game: 25-48			52.1%						Deadball Rebounds	
3FG % 1st Half: 6-13			46.2%	2nd half: 1-6	16.7%	Game: 7-19			36.8%						3.1	
FT % 1st Half: 2-2			100.0	2nd half: 25-28	89.3%	Game: 27-30			90.0%							

Ole Miss 70 • 16-10, 7-6 SEC

#	Player		Total		3-Ptr		Rebounds			PF	TP	A TO Blk Stl				Min
			FG-FGA	FG-FGA	FT-FTA	Off	Def	Tot								
34	Jones, Aaron	f	1-5	1-1	0-0	4	2	6	1	3	0	2	0	1	29	
23	Coleby, Dwight	c	1-3	0-0	1-2	0	3	3	2	3	0	2	0	0	16	
10	White, LaDarious	q	1-4	0-2	0-0	0	0	0	1	2	2	0	0	0	24	
22	Henderson, Marshall	g	5-17	5-14	3-3	0	1	1	3	18	1	1	0	1	30	
32	Summers, Jarvis	g	9-17	1-6	3-3	1	2	3	4	22	4	2	0	2	34	
01	Newby, Martavious		0-1	0-0	0-0	1	0	1	2	0	0	0	0	1	9	
03	Millinghaus, Derrick		0-1	0-1	0-0	0	0	0	2	0	3	0	0	1	10	
04	Cox, Demarco		0-0	0-0	1-2	0	0	0	0	1	0	0	0	0	3	
11	Saiz, Sebastian		0-1	0-0	0-0	1	1	2	3	0	1	1	0	2	20	
13	Perez, Anthony		7-12	2-3	5-5	2	2	4	3	21	0	5	0	0	24	
24	Joesaar, Janari		0-1	0-0	0-0	0	0	0	0	0	0	0	0	0	1	
Team						1	2	3								
Totals				24-62	9-27	13-15	10	13	23	21	70	11	13	0	8	200

Officials: Doug Shows, Rick Hartzell, Mike Kitts
Technical fouls: Kentucky-Harrison, Aaron. Ole Miss-White, LaDarious.
Attendance: 8476

Score by periods				1st	2nd	Total								
Kentucky				42	42	84								
Ole Miss				25	45	70								
Points				UK	UM		In Paint	Off T/O	2nd Chance	Fast Break	Bench			
				UK	UM		36	15	11	16	16			
				UK	UM		26	24	2	6	22			

Last FG - UK 2nd-01:17, UM 2nd-01:49.
Largest lead - UK by 22 2nd-09:10, UM by 2 1st-19:20.
Score tied - 2 times.
Lead changed - 3 times.

Official Basketball Box Score -- Game Totals -- Final Statistics

Arkansas vs Kentucky
02/27/14 7:00 pm at Rupp Arena - Lexington, KY

Arkansas 71 • 19-9, 8-7

#	Player		Total		3-Ptr		Rebounds			PF	TP	A TO Blk Stl				Min
			FG-FGA	FG-FGA	FT-FTA	Off	Def	Tot								
04	CLARKE, Coty	f	2-9	1-3	6-6	1	6	7	4	11	1	2	2	0	2	31
10	Portis, Bobby	f	4-6	1-1	0-0	0	3	6	3	9	2	2	0	0	2	32
00	MADDEN, Rashad	q	2-6	0-2	8-8	2	2	4	1	12	4	6	2	1	31	
12	GUILLEY, Fred	g	0-2	0-0	0-0	0	1	1	1	0	2	0	0	0	0	23
24	QUALLS, Michael	g	6-13	2-4	0-0	1	2	3	1	14	1	4	0	0	3	25
01	WADE, Madracrus		1-2	1-2	0-0	0	1	0	4	3	1	2	0	0	0	16
02	Harris, Alandise		4-8	0-1	0-0	1	6	7	4	8	1	2	1	1	0	22
05	BELL, Anthlon		4-8	2-4	0-0	0	3	3	4	10	0	1	0	0	0	25
20	HAYDAR, Kikko		0-2	0-2	2-2	0	0	1	1	2	0	0	0	0	0	7
33	POWELL, Marshawn		1-2	0-0	0-0	0	0	0	1	2	0	1	3	0	0	23
	Team						2	3	5							
Totals			24-58	7-19	16-16	11	27	33	24	71	12	20	8	9	225	
FG % 1st Half: 13-27 48.1%			2nd half: 9-25 36.0%	OT: 2-6 33.3%	Game: 24-58 41.4%	Deadball										
3FG % 1st Half: 3-7 42.9%			2nd half: 3-9 33.3%	OT: 1-3 33.3%	Game: 7-19 36.8%	Rebounds										
FT % 1st Half: 8-8 100%			2nd half: 2-2 100.0%	OT: 6-6 100.0%	Game: 16-16 100.0	1										

SEASON BOX SCORES

Official Basketball Box Score -- Game Totals -- Final Statistics
Kentucky vs South Carolina
3/1/14 6 p.m. at Columbia, S.C. (Colonial Life Arena)**Kentucky 67 • 21-8, 11-5 SEC**

#	Player	Total		3-Ptr		Rebounds			PF	TP	A TO Blk Stl				Min
		FG-FGA	FG-FGA	FT-FTA	Off Def Tot	PF	TP	A TO Blk Stl							
30	Randle, Julius	f	1-7	0-1	8-9	4	11	15	3	10	1	1	1	0	33
44	Johnson, Dakari	c	2-3	0-0	4-7	3	2	5	1	8	0	0	0	0	15
01	Young, James	g	4-12	3-5	8-10	0	2	2	3	19	3	5	1	1	32
02	Harrison, Aaron	g	4-16	2-6	11-12	3	3	6	5	21	0	0	0	0	37
05	Harrison, Andrew	g	1-3	1-2	2-4	0	0	0	4	5	4	1	0	0	21
00	Lee, Marcus		0-0	0-0	0	0	0	0	0	0	0	0	0	0	2
03	Polson, Jarrod		0-2	0-2	0-0	0	1	1	1	0	0	1	0	0	14
04	Hood, Jon		0-0	0-0	0-0	0	0	0	1	0	0	0	0	0	1
15	Cauley-Stein, Willie		1-2	0-0	0-0	2	3	5	5	2	0	1	1	2	20
22	Poythress, Alex		1-7	0-1	0-0	5	2	7	3	2	2	0	1	0	22
25	Hawkins, Dominique		0-0	0-0	0-0	0	0	0	0	0	0	0	0	0	3
Team					4	1	5	3			1				
Totals			14-52	6-17	33-42	21	25	46	29	67	10	10	4	3	200

FG % 1st Half: 5-29 17.2% 2nd half: 9-23 39.1% Game: 14-52 26.9%
3FG % 1st Half: 1-6 16.7% 2nd half: 5-11 45.5% Game: 6-17 35.3%
FT % 1st Half: 17-23 73.9% 2nd half: 16-19 84.2% Game: 33-42 78.6%

South Carolina 72 • 11-18, 4-12 SEC

#	Player	Total		3-Ptr		Rebounds			PF	TP	A TO Blk Stl				Min
		FG-FGA	FG-FGA	FT-FTA	Off Def Tot	PF	TP	A TO Blk Stl							
21	HENRY, Demetrius	f	2-6	0-0	0-0	2	3	5	4	4	0	0	0	1	20
24	CARRERA, Michael	f	3-5	1-1	4-8	3	4	7	4	11	1	2	3	0	29
25	KACINAS, Mindaugas	f	0-0	0-0	0	0	4	4	0	0	0	0	1	0	16
00	THORNWELL, Sindarius	g	4-16	2-3	4-5	1	2	3	3	14	4	1	1	1	36
01	WILLIAMS, Brenton	g	4-10	1-5	15-16	0	0	0	3	24	3	0	0	3	39
10	NOTICE, Duane		4-8	1-4	0-0	0	0	0	1	9	2	1	0	1	24
15	CHATEKVICIUS, L.		3-0	0-0	2-2	3	2	5	3	8	1	0	1	0	17
18	THEUS JR., Reggie		0-0	0-0	0-0	0	0	0	0	0	0	0	0	0	2
32	RINGER, Desmond		0-2	0-0	0-1	1	1	2	3	0	0	0	0	0	11
35	STEELE, Brian		1-1	0-0	0-1	1	1	1	1	2	0	1	0	0	6
Team					2	3	5				1				
Totals			21-53	6-13	25-33	12	16	28	26	72	11	6	6	7	200

FG % 1st Half: 10-28 35.7% 2nd half: 11-25 44.0% Game: 21-53 39.6%
3FG % 1st Half: 4-8 50.0% 2nd half: 1-5 20.0% Game: 5-13 38.5%
FT % 1st Half: 7-10 70.0% 2nd half: 18-23 78.3% Game: 25-33 75.8%

Officials: Mike Nance, Kevin Fehr, Tim Gattis
Technical fouls: Kentucky-TEAM 3. South Carolina-None.
Attendance: 15303

Score by periods	1st	2nd	Total
Kentucky	28	39	67
South Carolina	31	41	72

Last FG - UK 2nd-00:21, SC 2nd-00:44.
Largest lead - UK by 6 1st-07:45, SC by 16 2nd-14:13.

Score tied - 5 times.
Lead changed - 5 times.

Official Basketball Box Score -- Game Totals -- Final Statistics
Alabama vs Kentucky
03/04/14 9:00 pm at Rupp Arena - Lexington, KY**Alabama 48 • 12-18, 6-11**

#	Player	Total		3-Ptr		Rebounds			PF	TP	A TO Blk Stl				Min
		FG-FGA	FG-FGA	FT-FTA	Off Def Tot	PF	TP	A TO Blk Stl							
10	Taylor, Jimmie	f	1-4	0-0	2-2	0	3	3	3	4	0	0	1	0	21
11	Hale, Shannon	f	3-5	2-4	0-0	0	6	6	4	8	1	4	0	0	30
12	Releford, Trevor	g	5-11	1-4	2-4	0	3	3	3	13	3	2	0	0	34
20	Randolph, Levi	g	4-11	0-2	0-0	1	4	5	2	8	2	1	0	1	36
21	Cooper, Rodney	g	0-7	0-3	2-2	1	0	1	2	2	1	0	0	0	35
00	Key, Algje		1-1	0-0	0-0	0	0	0	1	2	0	0	0	0	6
04	Engstrom, Carl		1-1	0-0	0-0	2	2	4	2	2	0	0	0	0	19
32	Obasohan, Retin		4-10	0-0	1-3	0	1	1	2	9	0	0	0	1	19
Team					2	2	4				1				
Totals			19-50	3-13	7-11	6	21	27	19	48	7	8	1	2	200

FG % 1st Half: 11-26 42.3% 2nd half: 8-24 33.3% Game: 19-50 38.0%
3FG % 1st Half: 3-8 37.5% 2nd half: 0-5 0.0% Game: 3-13 23.1%
FT % 1st Half: 3-5 60.0% 2nd half: 4-6 66.7% Game: 7-11 63.6%

Kentucky 55 • 22-8, 12-5

#	Player	Total		3-Ptr		Rebounds			PF	TP	A TO Blk Stl				Min
		FG-FGA	FG-FGA	FT-FTA	Off Def Tot	PF	TP	A TO Blk Stl							
15	Cauley-Stein, Willie	f	1-2	0-0	1-2	1	4	5	2	3	0	2	2	1	27
30	Randle, Julius	f	4-8	0-0	4-5	2	9	11	2	12	1	3	0	1	33
02	Harrison, Aaron	g	2-8	1-6	2-2	3	3	6	1	7	3	1	2	1	34
03	Polson, Jarrod	g	1-4	1-4	0-0	1	2	3	0	3	0	0	0	0	19
04	Hood, Jon	g	1-3	1-3	0-0	0	0	0	0	3	0	1	0	0	6
01	Young, James		1-11	1-10	6-7	0	5	5	1	9	1	0	0	1	27
05	Harrison, Andrew		2-6	1-3	1-1	3	0	3	3	6	3	1	0	0	22
22	Poythress, Alex		0-3	0-2	3-4	0	1	1	1	3	0	3	1	0	18
44	Johnson, Dakari		4-4	0-0	1-3	3	2	5	1	9	1	0	2	0	14
Team					2	0	2				1				
Totals			16-49	5-28	18-24	15	26	41	11	55	9	12	7	4	200

FG % 1st Half: 6-25 24.0% 2nd half: 10-24 41.7% Game: 16-49 32.7%
3FG % 1st Half: 2-14 14.3% 2nd half: 3-14 21.4% Game: 5-28 17.9%
FT % 1st Half: 11-15 73.3% 2nd half: 7-9 77.8% Game: 18-24 75.0%

Officials: Joe Lindsay, Keith Kimble, Doug Simmons
Technical fouls: Alabama-None. Kentucky-None.
Attendance: 23504

Score by periods	1st	2nd	Total
Alabama	28	20	48
Kentucky	25	30	55

Last FG - UA 2nd-05:11, UK 2nd-04:10.
Largest lead - UA by 5 2nd-19:36, UK by 9 2nd-12:47.

Score tied - 6 times.
Lead changed - 6 times.

Official Basketball Box Score -- Game Totals -- Final Statistics
Kentucky vs Florida
3/8/14 12 p.m. at Stephen C. O'Connell Center**Kentucky 65 • 22-9, 12-6 SEC**

#	Player	Total		3-Ptr		Rebounds			PF	TP	A TO Blk Stl				Min
		FG-FGA	FG-FGA	FT-FTA	Off Def Tot	PF	TP	A TO Blk Stl							
15	Cauley-Stein, Willie	f	2-3	0-0	0-0	2	1	3	3	4	0	3	1	2	22
30	Randle, Julius	f	7-11	0-0	2-5	2	8	10	3	16	1	1	0	0	31
01	Young, James	g	3-6	3-4	5-7	0	3	3	3	14	0	2	0	1	35
02	Harrison, Aaron	g	3-7	1-3	3-4	0	2	2	4	10	2	3	0	0	32
05	Harrison, Andrew	g	3-14	0-1	2-2	0	2	2	3	8	5	2	0	3	29
03	Polson, Jarrod		0-1	0-0	0-0	0	0	0	2	0	1	1	0	0	7
22	Poythress, Alex		2-5	0-2	0-0	0	1	1	3	4	0	0	0	1	24
44	Johnson, Dakari		3-4	0-0	3-7	2	3	5	1	9	1	2	0	0	20
Team					0	1	1								
Totals			23-51	4-10	15-25	6	21	27	22	65	10	14	1	7	200

FG % 1st Half: 8-23 34.8% 2nd half: 15-28 53.6% Game: 23-51 45.1%
3FG % 1st Half: 3-6 50.0% 2nd half: 1-4 25.0% Game: 4-10 40.0%
FT % 1st Half: 9-15 60.0% 2nd half: 6-10 60.0% Game: 15-25 60.0%

Florida 84 • 29-2, 18-0 SEC

#	Player	Total		3-Ptr		Rebounds			PF	TP	A TO Blk Stl				Min
		FG-FGA	FG-FGA	FT-FTA	Off Def Tot	PF	TP	A TO Blk Stl							
15	Yeguate, Will	f	2-4	0-0	1-2	0	7	7	2	5	1	0	0	0	24
24	Prather, Casey	f	5-5	0-0	5-9	1	2	3	2	15	2	2	0	1	29
04	Young, Patric	c	8-13	0-0	2-4	0	7	7	4	18	0	2	1	0	25
05	Wilbekin, Scottie	g	4-7	2-2	3-4	0	3	3	3	13	4	1	0	0	28
20	Frazier, Michael	g	3-8	3-7	0-0	0	0	0	0	9	2	2	0	2	31
00	Hill, Kasey		1-1	0-0	6-6	0	1	1	4	8	7	1	0	1	21
10	Finney-Smith, Dorian		3-6	3-4	2-2	1	5	6	0	11	4	2	2	2	26
11	Edwards, Lexx		0-0	0-0	0-0	0	0	0	0	0	0	0	0	0	0+
23	Walker, Chris		1-1	0-0	0-0	0	1	1	2	2	0	0	0	0	5
25	Walker, Devon		1-2	1-2	0-0	2	2	2	3	0	0	0	1	0	9
06	Kurtz, Jacob		0-0	0-0	0-0	0	0	0	0	0	0	0	0	0	1
42	Donovan, Billy		0-0	0-0	0-0	0	0	0	0	0	0	0	0	0	1
Team					1	1	2								
Totals			28-47	9-15	19-29	3	29	32	19	84	20	10	4	6	200

FG % 1st Half: 16-26 61.5% 2nd half: 12-21 57.1% Game: 28-47 59.6%
3FG % 1st Half: 3-6 50.0% 2nd half: 2-3 66.7% Game: 9-15 60.0%
FT % 1st Half: 10-14 71.4% 2nd half: 9-15 60.0% Game: 19-29 65.5%

Officials: Tony Greene, Lee Cassell, Ron Groover
Technical fouls: Kentucky-None. Florida-None.

SEASON BOX SCORES

Official Basketball Box Score -- Game Totals -- Final Statistics
Georgia vs Kentucky
03/15/14 3:40 pm at SEC Men's Basketball Tourney-Atlanta, GA**Georgia 58 • 19-13,12-6**

#	Player		Total		3-Ptr		Rebounds		PF	TP	A	TO	Bk	Stl	Min		
			FG-FGA	FG-FGA	FT-FTA	Off	Def	Total									
02	Thornton, Marcus	f	2-4	0-1	0-1	0	6	1	4	0	0	1	0	30			
15	Williams, Donte'	f	0-0	0-0	1-2	0	1	1	4	1	0	0	0	16			
31	Morris, Brandon	f	0-1	0-0	5-7	0	2	2	2	5	2	4	0	28			
04	Mann, Charles	g	4-10	1-4	3-4	0	0	0	2	12	1	1	0	24			
12	Gaines, Kenny	g	6-14	1-4	0-0	0	1	1	4	13	0	1	1	31			
03	Parker, Juwan	g	0-1	0-1	7-8	0	1	1	0	7	1	0	0	25			
05	Dixon, Tim	g	0-0	0-0	0-0	0	0	0	0	0	0	0	0	2			
11	Forte, Cameron	g	2-2	0-0	0-0	1	0	1	1	4	1	0	0	1			
30	Frazier, J.J.	g	2-2	1-1	0-0	0	3	3	0	5	1	0	0	16			
42	Djurisic, Nemanja	g	1-4	0-2	5-8	0	1	1	2	7	0	1	0	2			
Team			2	3	5	2	3	5	2	7	6	7	2	8			
Totals			17-38	3-13	21-30	3	18	21	16	58	6	7	2	200			
FG % 1st Half: 9-20 45.0%		2nd half: 8-18 44.4%		Game: 17-38 44.7%		3FG % 1st Half: 2-10 20.0%		2nd half: 1-3 33.3%		Game: 3-13 23.1%		FT % 1st Half: 12-18 66.7%		2nd half: 9-12 75.0%		Game: 21-30 70.0%	
																Deadball Rebounds 2.2	

Kentucky 70 • 24-9, 12-6

#	Player		Total		3-Ptr		Rebounds		PF	TP	A	TO	Bk	Stl	Min		
			FG-FGA	FG-FGA	FT-FTA	Off	Def	Total									
30	Randle, Julius	f	4-10	0-0	0-7	1	10	11	3	12	1	2	0	1	32		
44	Johnson, Dakari	c	3-6	0-0	0-4	3	5	8	2	6	0	3	0	1	23		
01	Young, James	g	6-8	2-4	0-0	1	2	3	14	0	1	0	0	0	22		
02	Harrison, Aaron	g	7-10	4-7	4-5	0	1	1	2	22	2	0	0	0	36		
05	Harrison, Andrew	g	5-10	2-2	0-0	1	4	5	0	12	9	3	0	0	37		
00	Lee, Marcus	g	0-2	0-0	0-0	1	0	1	2	0	0	0	0	0	6		
03	Polson, Jarrod	g	1-2	1-2	1-2	0	1	1	1	4	0	0	0	0	10		
04	Hood, Jon	g	0-0	0-0	0-0	0	0	0	1	0	1	0	0	0	1		
15	Cauley-Stein, Willie	g	0-1	0-0	0-0	2	1	3	4	0	0	0	0	2	13		
22	Poythress, Alex	g	0-2	0-1	0-0	0	1	1	3	0	0	0	0	0	15		
24	Floreale, E.J.	g	0-0	0-0	0-0	0	0	0	0	0	0	0	0	0	1		
25	Hawkins, Dominique	g	0-0	0-0	0-0	0	0	0	1	0	0	0	0	0	2		
32	Long, Brian	g	0-0	0-0	0-0	0	0	0	0	0	0	0	0	0	1		
35	Willis, Derek	g	0-0	0-0	0-0	0	0	0	0	0	0	0	0	0	1		
Team						2	0	2	2	7	12	10	2	2	200		
Totals				26-51	9-16	9-18	11	25	36	22	70	12	10	2	200		
FG % 1st Half: 12-27 44.4%			2nd half: 14-24 58.3%			Game: 26-51 51.0%			3FG % 1st Half: 5-8 62.5%			2nd half: 4-8 50.0%			Game: 9-16 56.3%		
FT % 1st Half: 7-14 50.0%			2nd half: 2-4 50.0%			Game: 9-18 50.0%			Deadball Rebounds 3								

Officials: Tony Greene, Mike Nance, Lee Cassell
Technical fouls: Georgia-None. Kentucky-None.
Attendance: 21021
Session #6 attendance 20,330.

Score by periods	1st	2nd	Total
Georgia	32	26	58
Kentucky	36	34	70

Last FG - UGA 2nd-01:10, UK 2nd-01:24.
Largest lead - UGA None, UK by 16 2nd-02:13.

Score tied - 0 times.
Lead changed - 0 times.

Official Basketball Box Score -- Game Totals -- Final Statistics
Kentucky vs Florida
03/16/14 3:15 pm at SEC Men's Basketball Tourney-Atlanta, GA**Kentucky 60 • 24-10, 12-6**

#	Player		Total		3-Ptr		Rebounds		PF	TP	A	TO	Bk	Stl	Min			
			FG-FGA	FG-FGA	FT-FTA	Off	Def											
30	Randle, Julius	f	1-7	0-1	2-4	2	5	7	2	4	1	2	2	1	29			
44	Johnson, Dakari	c	0-4	0-0	0-0	4	1	5	3	0	1	1	0	0	9			
01	Young, James	g	3-8	1-2	6-7	0	4	4	4	13	2	2	0	0	30			
02	Harrison, Aaron	g	6-17	2-7	2-2	1	1	2	0	16	2	1	0	0	40			
05	Harrison, Andrew	g	1-5	0-1	8-8	0	4	4	4	10	2	3	0	0	37			
00	Lee, Marcus		0-0	0-0	0-0	0	0	0	0	1	0	0	1	0	2			
03	Polson, Jarrod		0-0	0-0	0-0	0	0	0	1	0	0	0	0	0	3			
15	Cauley-Stein, Willie		4-6	0-0	2-4	3	8	11	2	10	1	0	5	2	34			
22	Poythress, Alex		3-4	0-0	1-1	1	1	2	2	7	0	2	1	1	13			
25	Hawkins, Dominique		0-0	0-0	0-0	0	0	0	0	0	0	0	0	0	3			
Team						1	0	1										
Totals			18-51	3-11	21-26	12	24	36	19	60	9	12	8	4	200			
FG % 1st Half: 10-29 34.5%			2nd half: 8-22 36.4%		Game: 18-51 35.3%		3FG % 1st Half: 0-5 0.0%		2nd half: 3-6 50.0%		Game: 3-11 27.3%		FT % 1st Half: 10-14 71.4%		2nd half: 11-12 91.7%		Game: 21-26 80.8%	
																	Deadball Rebounds 1.1	

Florida 61 • 32-2, 18-0

#	Player	FG-FGA	3-PTA	Rebounds	PF	TP	A	TO	Bk	Stl	Min				
		FG-FGA	FG-FGA	FT-FTA	Off	Def									
15	Yequete, Will	f	0-5	0-1	1-2	1	6	7	2	1	1	0	0	1	25
24	Prather, Casey	f	4-9	0-0	3-5	4	1	5	1	11	1	2	0	4	31
04	Young, Patric	c	6-9	0-0	2-4	3	2	5	4	14	0	2	3	0	21
05	Wilbekin, Scottie	g	4-11	3-8	0-3	0	3	3	3	11	6	2	0	2	38
20	Frazier, Michael	g	5-8	4-6	0-0	0	5	5	3	14	0	2	0	0	30
00	Hill, Kasey		1-2	0-0	0-0	0	0	0	4	2	3	1	0	1	16
10	Finney-Smith, Dorian		1-5	1-3	0-1	1	5	6	4	3	1	1	0	0	29
23	Walker, Chris		2-3	0-0	1-2	2	0	2	2	5	0	0	0	1	3
25	Walker, Devon		0-1	0-1	0-0	0	1	1	1	0	0	1	0	0	7
Team			2	2	4	2	2	4	2	2	2	2	0	7	
Totals			23-53	8-19	7-17	13	25	38	22	61	12	13	3	9	200
FG % 1st Half: 14-30 46.7% 2nd half: 9-23 39.1% Game: 23-53 43.4%															
3FG % 1st Half: 6-13 46.2% 2nd half: 2-6 33.3% Game: 8-19 42.1%															
FT % 1st Half: 6-13 46.2% 2nd half: 1-4 25.0% Game: 7-17 41.2%															
Deadball Rebounds 2															

Officials: Tony Greene, Doug Shows, Ron Groover
Technical fouls: Kentucky-None. Florida-None.
Attendance: 21021
Session #7 attendance 21,921.

Score by periods	1st	2nd	Total
Kentucky	30	30	60
Florida	40	21	61

Last FG - UK 2nd-01:31, UF 2nd-01:57.
Largest lead - UK None, UF by 16 2nd-18:11.

Score tied - 0 times.
Lead changed - 0 times.

Official Basketball Box Score -- Game Totals -- Final Statistics
Kansas State vs Kentucky
3/21/14 9:07 PM CT at Scottrade Center, St. Louis, MO**Kansas State 49 • 20-13**

#	Player	Total	3-Ptr	Rebounds	PF	TP	A	TO	Bk	Stl	Min				
		FG-FGA	FG-FGA	FT-FTA	Off	Def									
11	Williams, Nino	f	0-2	0-0	0	1	2	3	0	0	0	14			
25	Iwundu, Wesley	f	3-4	0-0	1-4	0	3	3	4	7	2	1	31		
42	Gipson, Thomas	f	4-6	0-0	2-4	1	6	7	2	10	0	2	0	32	
02	Foster, Marcus	g	7-18	1-7	0-0	1	2	3	2	15	5	0	0	1	39
55	Spradling, Will	g	1-8	1-7	0-0	1	0	1	4	3	1	3	0	1	22
01	Southwell, Shane	g	3-10	3-6	2-2	0	1	1	2	11	0	0	0	1	31
05	Thomas, Jevon	g	1-2	0-0	0-0	1	0	1	1	2	0	1	0	0	5
22	Lawrence, Omari	g	0-1	0-0	0-0	1	0	1	0	0	0	0	0	0	3
23	Johnson, Nigel	g	0-2	0-1	0-0	0	3	3	1	0	0	2	0	2	19
33	Rohleder, Brian	g	0-0	0-0	0-0	0	0	0	0	0	0	0	0	0	0
50	Johnson, D.J.	g	0-0	0-0	1-2	0	1	1	1	0	0	1	0	1	4
Team					3	2	5				1				
Totals			19-53	5-21	6-12	9	19	28	20	49	8	10	3	7	200
FG % 1st Half: 10-27 37.0%		2nd half: 9-26 34.6%		Game: 19-53 35.8%		3FG % 1st Half: 0-7 0.0%		2nd half: 5-14 35.7%		Game: 5-21 23.8%		FT % 1st Half: 3-6 50.0%		2nd half: 3-6 50.0%	
												Deadball Rebound 3.1			

SEASON BOX SCORES

Official Basketball Box Score -- Game Totals -- Final Statistics Kentucky vs Louisville 3/28/14 10:00 PM ET at Lucas Oil Stadium, Indianapolis, IN

Kentucky 74 • 27-10

#	Player	Total		3-Ptr		Rebounds			PF	TP	A To Blk Stl			Min	
		FG	FGA	FG	FGA	FT	FTA	Off			Def	Total	A		To
01	Young, James	f	3-8	0-2	3-4	0	1	1	5	9	0	2	1	0	22
30	Randle, Julius	f	5-11	0-1	5-6	5	7	12	2	15	1	4	0	1	35
44	Johnson, Dakari	c	7-10	0-0	1-2	3	3	6	2	15	0	1	0	0	31
02	Harrison, Aaron	g	3-13	3-7	6-6	1	2	3	1	15	0	1	0	3	38
05	Harrison, Andrew	g	4-11	1-4	5-6	2	3	5	3	14	7	2	0	0	38
00	Lee, Marcus		0-0	0-0	0-0	0	0	0	1	0	0	0	0	0	1
03	Polson, Jarrod		0-0	0-0	0-0	0	0	0	0	0	0	1	0	0	2
15	Cauley-Stein, Willie		0-0	0-0	0-0	0	1	1	1	0	0	0	0	0	4
22	Poythress, Alex		2-2	0-0	2-3	2	2	4	1	6	0	1	1	1	14
25	Hawkins, Dominique		0-0	0-0	0-0	0	0	0	3	0	0	0	0	0	15
	Team					2	3	5							
	Totals		24-55	4-14	22-27	15	22	37	19	74	8	12	2	5	200

FG % 1st Half: 10-30 33.3% 2nd half: 14-25 56.0% Game: 24-55 43.6%
 3FG % 1st Half: 3-11 27.3% 2nd half: 1-3 33.3% Game: 4-14 28.6%
 FT % 1st Half: 8-11 72.7% 2nd half: 14-16 87.5% Game: 22-27 81.5%

Deadball
Rebounds
3

Louisville 69 • 31-6

#	Player		Total	3-Ptr	Rebounds										
			FG-FGA	FG-FGA	FT-FTA	Off	Def	Total	PF	TP	A	To	Blk	Stl	Min
11	Hancock, Luke	f	6-9	3-5	4-4	0	0	0	2	19	2	3	0	1	25
24	Harrell, Montrezl	f	7-9	0-0	1-3	2	6	8	5	15	2	3	0	0	33
44	Van Treese, Stephan	f	0-0	0-0	0-0	3	1	4	5	0	2	1	1	0	25
02	Smith, Russ	g	9-20	1-7	4-10	0	2	2	3	23	3	2	0	1	34
03	Jones, Chris	g	2-5	0-1	2-2	1	1	2	3	6	0	1	0	0	28
00	Rozier, Terry		0-3	0-0	0-0	0	4	4	3	0	0	0	0	1	17
01	Gill, Anton		0-0	0-0	0-0	0	0	0	0	0	0	0	0	0	2
12	Mathiang, Mangok		1-3	0-0	1-2	3	1	4	3	3	1	0	2	2	17
20	Blackshear, Wayne		1-4	0-2	1-2	1	0	1	0	3	1	0	0	1	17
22	Agau, Akoy		0-0	0-0	0-0	0	0	0	0	0	0	0	0	0	2
Team						1	3	4							
Totals			26-53	4-15	13-23	11	18	29	24	69	11	10	3	6	200

FG % 1st Half: 13-26 50.0% 2nd half: 13-27 48.1% Game: 26-53 49.1%
 3FG % 1st Half: 2-8 25.0% 2nd half: 2-7 28.6% Game: 4-15 26.7%
 FT % 1st Half: 6-15 40.0% 2nd half: 7-8 87.5% Game: 13-23 56.5%

Deadball
Rebounds
4

Officials: Joseph DeRosa, Raymond Natili, Chris Rastatter
 Technical fouls: Kentucky-None. Louisville-None.
 Attendance: 41072

Score by periods	1st	2nd	Total
Kentucky	31	43	74
Louisville	34	35	69

Points	In	Off	2nd	Fast
UK	34	T/O	10	18
LOU	44	16	10	6

Last FG - UK 2nd-00:39, LOU 2nd-01:10.
 Largest lead - UK by 5 2nd-00:02, LOU by 13 1st-12:32.

Score tied - 4 times.
 Lead changed - 4 times.

Official Basketball Box Score -- Game Totals -- Final Statistics Kentucky vs Michigan 3/30/14 5:05 PM ET at Lucas Oil Stadium, Indianapolis, IN

Kentucky 75 • 28-10

#	Player		Total		3-Ptr		Rebounds			PF	TP	A TO Blk Stl				Min
			FG-FGA	FG-FGA	FT-FTA	Off	Def	Tot								
01	Young, James	f	5-7	3-4	0-0	1	3	4	1	13	1	0	1	0	36	
30	Randle, Julius	f	7-16	0-0	2-2	4	7	11	1	16	0	1	1	1	32	
44	Johnson, Dakari	c	4-5	0-0	0-2	1	2	3	3	8	0	3	1	1	21	
02	Harrison, Aaron	g	4-8	4-6	0-0	0	0	0	4	12	0	1	0	0	30	
05	Harrison, Andrew	g	3-12	0-1	2-3	0	3	3	2	8	6	4	0	0	37	
00	Lee, Marcus		5-7	0-0	0-0	7	1	8	0	10	0	0	2	0	15	
22	Poythress, Alex		3-3	0-0	2-4	2	1	3	1	8	1	1	1	0	18	
25	Hawkins, Dominique		0-0	0-0	0-0	0	0	0	2	0	0	0	0	0	11	
Team						2	1	3								
Totals				31-58	7-11	6-11	17	18	35	14	75	8	11	6	2	200

FG % 1st Half: 15-27 55.6% 2nd half: 16-31 51.6% Game: 31-58 53.4%
 3FG % 1st Half: 2-3 66.7% 2nd half: 5-8 62.5% Game: 7-11 63.6%
 FT % 1st Half: 5-9 55.6% 2nd half: 1-2 50.0% Game: 6-11 54.5%

Deadball
Rebounds
4

Michigan 72 • 28-9

#	Player		Total		3-Ptr		Rebounds			PF	TP	A TO Blk Stl				Min
			FG-FGA	FG-FGA	FT-FTA	Off	Def	Total								
01	Robinson III, Glenn	f	6-14	2-2	0-0	1	3	4	1	14	1	0	0	1	37	
52	Morgan, Jordan	f	5-6	0-0	1-1	4	0	4	3	11	0	2	0	0	22	
10	Walton Jr, Derrick	g	1-7	1-5	0-0	1	2	3	2	3	1	0	0	1	33	
11	Stauskas, Nik	g	6-14	2-7	10-11	0	1	1	0	24	3	3	0	0	39	
23	LeVert, Caris	g	4-7	1-3	0-2	2	1	3	4	9	5	1	1	2	31	
02	Albrecht, Spike		0-1	0-0	0-0	0	0	0	0	0	0	0	0	0	7	
15	Horford, Jon		3-5	0-0	0-0	2	1	3	2	6	1	0	0	0	14	
21	Irvin, Zak		2-2	1-1	0-0	0	0	0	2	5	0	0	0	0	13	
44	Bielefeldt, Max		0-1	0-0	0-0	1	1	2	0	0	0	0	0	0	4	
Team						3	1	4								
Totals			27-57	7-18	11-14	14	10	24	14	72	11	7	1	4	200	

FG % 1st Half: 14-28 50.0% 2nd half: 13-29 44.8% Game: 27-57 47.4%
 3FG % 1st Half: 3-8 37.5% 2nd half: 4-10 40.0% Game: 7-18 38.9%
 FT % 1st Half: 6-9 66.7% 2nd half: 5-5 100.0% Game: 11-14 78.6%

Deadball
Rebounds
1,1

Officials: Randall McCall, Don Dailly, Edward Corbett
 Technical fouls: Kentucky-None. Michigan-None.
 Attendance: 35551

Score by periods	1st	2nd	Total
Kentucky	37	38	75
Michigan	37	35	72

Points	In	Off	2nd	Fast
UK	46	T/O	11	17
MICH	36	14	23	2

Last FG - UK 2nd-00:04, MICH 2nd-00:27.
 Largest lead - UK by 7 2nd-06:31, MICH by 10 1st-05:10.

Score tied - 7 times.
 Lead changed - 3 times.

Official Basketball Box Score -- Game Totals -- Final Statistics Kentucky vs WISCONSIN 4/5/14 8:12PM CT at AT&T Stadium, North Texas

Kentucky 74 • 29-10

#	Player		Total		3-Ptr		Rebounds			PF	TP	A TO Blk Stl				Min
			FG-FGA	FG-FGA	FT-FTA	Off	Def	Tot								
01	Young, James	f	5-11	1-2	6-7	1	4	5	3	17	2	1	0	2	37	
30	Randle, Julius	f	6-10	0-0	4-6	3	2	5	1	16	0	1	0	1	27	
44	Johnson, Dakari	c	4-6	0-0	2-3	5	2	7	3	10	1	0	0	0	18	
02	Harrison, Aaron	g	3-8	1-1	1-2	0	3	3	2	8	2	0	0	0	36	
05	Harrison, Andrew	g	4-14	0-2	1-2	1	2	3	3	9	4	2	0	1	29	
00	Lee, Marcus		2-3	0-0	0-0	0	1	1	1	4	0	0	1	0	10	
03	Polson, Jarrod		0-1	0-0	0-0	0	1	1	0	0	0	0	0	0	3	
22	Poythress, Alex		4-4	0-0	0-1	1	6	7	2	8	0	0	0	0	29	
25	Hawkins, Dominique		1-1	0-0	0-0	0	0	0	2	2	0	0	0	0	11	
	Team					0	0	0								
Totals			29-58	2-5	14-21	11	21	32	17	74	9	4	1	4	200	

FG % 1st Half: 14-26 53.8% 2nd half: 15-32 46.9% Game: 29-58 50.0%
 3FG % 1st Half: 1-3 33.3% 2nd half: 1-2 50.0% Game: 2-5 40.0%
 FT % 1st Half: 7-11 63.6% 2nd half: 7-10 70.0% Game: 14-21 66.7%

Deadball
Rebounds
4

WISCONSIN 73 • 30-8

#	Player		Total		3-Ptr		Rebounds			PF	TP	A TO Blk Stl			Min
			FG-FGA	FG-FGA	FT-FTA	Off	Def	Tot							
15	Dekker, Sam	f	3-4	1-2	8-8	0	4	4	2	15	1	0	1	1	25
44	Kaminsky, Frank	f	4-7	0-0	0-0	4	1	5	3	8	0	1	2	0	32
01	Brust, Ben	g	3-9	3-7	6-6	0	4	4	3	15	0	2	0	0	38
12	Jackson, Traevon	g	4-9	1-3	3-4	0	4	4	3	12	3	2	0	1	22
21	Gasser, Josh	g	1-4	0-1	0-0	0	5	5	2	2	3	0	0	1	40
10	Hayes, Nigel		1-2	0-0	0-0	0	0	0	2	2	1	1	0	0	7
13	Dukan, Dujie		3-5	2-3	0-0	2	3	5	0	8	2	0	0	0	15
24	Koenig, Bronson		4-10	1-4	2-2	0	0	0	2	11	1	2	0	1	20
30	Brown, Vitto		0-0	0-0	0-0	0	0	0	1	0	0	0	0	0	1
Team						0	0	0							
Totals			23-50	8-20	19-20	6	21	27	18	73	11	8	3	4	200

FG % 1st Half: 1



THE LAST TIME...

INDIVIDUALS

Scored 25 Points - Julius Randle (25) at Ole Miss, 2/18/14

Scored 30 Points - Brandon Knight (30) vs. WVU, 3/19/11

Scored 35 Points - Terrence Jones (35) vs. Auburn, 1/11/11

Scored 40 Points - Jodie Meeks (45) at Arkansas, 2/14/09

Scored 45 Points - Jodie Meeks (45) at Arkansas, 2/14/09

Scored 50 Points - Jodie Meeks (54) at Tennessee, 1/13/09

Two Players Had 20 Points - Aaron Harrison (21)/James Young (20), vs. LSU, 2/22/14

Three Players Had 20 Points - DeMarcus Cousins (27)/John Wall (21)/Patrick Patterson (20) vs. Sam Houston State, 11/19/09

Two Players Had 30 Points - Patrick Patterson (33) and Jodie Meeks (32) vs. Tennessee State, 12/22/08

Scored 20 Points in Two Straight Games - James Young (2) 1/28/14-2/1/14

Scored 20 Points in Three Straight Games - Julius Randle (3) 11/08/13 - 11/12/13

Scored 20 Points in Four Straight Games - Alex Poythress (4) 11/13/12 - 11/23/12

Scored 20 points in Five Straight Games - Jodie Meeks (9) 12/29/08 - 1/31/09

Scored 20 points in Six Straight games - Jodie Meeks (9) 12/29/08 - 1/31/09

Scored 20 points in Seven Straight games - Jodie Meeks (9) 12/29/08 - 1/31/09

Scored 20 points in Eight Straight games - Jodie Meeks (9) 12/29/08 - 1/31/09

Scored 20 points in Nine Straight games - Jodie Meeks (9) 12/29/08 - 1/31/09

Scored 20 points in 10 Straight games - Kevin Grevey (12) 12/20/74 - 1/27/75

Scored 20 points in 12 Straight games - Kevin Grevey (12) 12/20/74 - 1/27/75

Scored 25 Points in Three Straight Games - Tayshaun Prince (3) 3/11/01-3/17/01

Scored 30 Points in Two Straight Games - Jodie Meeks vs. Appalachian State (46) 12/20/08; vs. Tennessee State (32) 12/22/08

Scored 30 Points in Three Straight Games - Dan Issel (6) 2/14/70-3/2/70

Scored in double figures in 10 straight Games - Julius Randle (13) 11/8/13-12/28/13

Scored in double figures in 15 straight Games - Brandon Knight (28) 11/30/10 - 3/13/11

Scored in double figures in 20 straight Games - Brandon Knight (28) 11/30/10 - 3/13/11

Games - Brandon Knight (28) 11/30/10 - 3/13/11

Scored in double figures in 25 straight Games - Brandon Knight (28) 11/30/10 - 3/13/11

Scored in double figures in 30 straight Games - Jodie Meeks (32) 11/14/08 - 3/12/09

Five Players Scored in Double Figures - Willie Cauley-Stein (18), Aaron Harrison (16), Julius Randle (10), Alex Poythress (10), James Young (10) vs. Ole Miss, 2/4/14

Six Players Scored in Double Figures - Archie Goodwin (18), Alex Poythress (16), Nerlens Noel (13), Willie Cauley-Stein (12), Kyle Wiltjer (10), Julius Mays (10) vs. Samford 12/4/12

Seven Players Scored in Double Figures - Randolph Morris (17), Kelenna Azubuike (15), Patrick Sparks (14), Chuck Hayes (12), Rajon Rondo (11), Ravi Moss (10) and Ramel Bradley (10) vs. Mississippi State 2/19/05

Four Players with 15 or more points - Julius Mays (24), Alex Poythress (21), Archie Goodwin (18), Ryan Harrow (15) vs. Missouri, 2/23/13

Double-Double - Julius Randle (16 points, 11 rebounds) vs. Michigan, 3/30/14

Triple-Double - Chris Mills (19 points, 10 rebounds, 10 assists) vs. Austin Peay, 12/27/88

20-10 Game - Julius Randle (25 points, 13 rebounds) at Ole Miss, 2/18/14

20-15 Game - Julius Randle (23 points, 15 rebounds) vs. UNC Asheville, 11/8/13

30-10 Game - Tayshaun Prince (33 points, 11 rebounds) vs. Tennessee State, 12/22/98

Back-to-back 20-10 Games - Julius Randle (2) 11/8/13-11/10/13

Three-Straight 20-10 Games - Julius Randle (3) 11/8/13-11/12/13

Double-Double in Points and Rebs - Julius Randle (16 points, 11 rebounds) vs. Michigan, 3/30/14

Double-Double in Points and Assists - Marquis Teague (12 points, 10 assists) vs. Florida, 2/7/12

Double-Double in Points and Blocks - Never

Double-Double in Points and Steals - Never

Double-double in two consecutive games - Julius Randle (19p, 15r) vs. Kansas State, 3/21/14; (13 p, 10 r), vs. Wichita State, 3/23/14; (15 p, 12 r), vs. Louisville, 3/28/14; (16 p, 11 r), vs. Michigan, 3/30/14

Double-double in three consecutive games

- Julius Randle (19p, 15r) vs. Kansas State, 3/21/14; (13 p, 10 r), vs. Wichita State, 3/23/14; (15 p, 12 r), vs. Louisville, 3/28/14; (16 p, 11 r), vs. Michigan, 3/30/14

Double-double in four consecutive games

- Julius Randle (19p, 15r) vs. Kansas State, 3/21/14; (13 p, 10 r), vs. Wichita State, 3/23/14; (15 p, 12 r), vs. Louisville, 3/28/14; (16 p, 11 r), vs. Michigan, 3/30/14

Double-double in five consecutive games

- Julius Randle (14p, 10r) at Arkansas, (2/27/14); (10p, 15r) at South Carolina (3/1/14); (12 p, 11 r) vs. Alabama, (3/4/14); (16 p, 10 r) at Florida, (3/8/14); (17 p, 16 r) vs. LSU, (3/14/14); (12 p, 11 r) vs. Georgia, (3/15/14)

Double-double in six consecutive games

- Julius Randle (14p, 10r) at Arkansas, (2/27/14); (10p, 15r) at South Carolina (3/1/14); (12 p, 11 r) vs. Alabama, (3/4/14); (16 p, 10 r) at Florida, (3/8/14); (17 p, 16 r) vs. LSU, (3/14/14); (12 p, 11 r) vs. Georgia, (3/15/14)

Double-double in seven consecutive games

- Julius Randle (7) 11/18/13-11/27/13

Double-double in 10 consecutive games -

Jim Andrews, 1972-73 season

Two players record double-doubles- Willie

Cauley-Stein (16 points, 13 rebounds, Julius Randle (14 points, 10 rebounds) vs. Arkansas, 2/27/14

Three players record double-doubles-

DeMarcus Cousins (19 pts, 14 rebs)/Patrick Patterson (19 pts, 10 rebs)/John Wall (18 pts, 10 rebs) at Mississippi State, 2/16/10

Four players record double-doubles- Jack

Givens (30 pts, 13 rebs)/Kyle Macy (16 pts, 10 assts)/Mike Phillips (22 pts, 18 rebs)/Rick Robey (23 pts, 13 rebs) vs. Southern Methodist, 11/26/77

Five players record double-doubles- Never

Made 12 FG in a game - Terrence Jones (12) vs. OU, 11/22/10

Made 15 FG in a game - Jodie Meeks (17) at ARK., 2/14/09

Made 16 FG in a game - Jodie Meeks (17) at ARK, 2/14/09

Made 17 FG in a game - Jodie Meeks (17) at ARK, 2/14/09

Made 18 FG in a game - Melvin Turpin (18) vs. UGA, 3/8/84

Made 19 FG in a game - Dan Issel (19) vs. Alabama 2/23/70

Made 20 FG in a game - Dan Issel (23) vs. Ole Miss 2/7/70

Made 21 FG in a game - Dan Issel (23) vs. Ole Miss 2/7/70

Made 22 FG in a game - Dan Issel (23) vs. Ole Miss 2/7/70

Made 23 FG in a game - Dan Issel (23) vs. Ole Miss 2/7/70

Attempted 17 FG in a game - Aaron Harrison (17) vs. Florida (3/16/14)

Attempted 18 FG in a game - James Young (18) at LSU (1/28/14)

Attempted 19 FG in a game - Kyle Wiltjer (19) at Ole Miss (1/29/13)

Attempted 20 FG in a game - Brandon Knight (23) vs. UConn, 4/2/11

Attempted 25 FG in a game - Jodie Meeks (27) vs. VMI, 11/14/08

Made 5 3-pointers in a game - James Young (5) at LSU (1/28/14)

Made 6 3-pointers in a game - Kyle Wiltjer (7) vs. Lipscomb, 12/15/12

Made 7 3-pointers in a game - Kyle Wiltjer (7) vs. Lipscomb, 12/15/12

Made 8 3-pointers in a game - Eric Bledsoe (8) vs. East Tennessee State (NCAA Tournament), 3/18/10

Made 9 3-pointers in a game - Jodie Meeks (10) at Tennessee, 1/13/09

Made 10 3-pointers in a game - Jodie Meeks (10) at Tennessee, 1/13/09

Made 11 3-pointers in a game - Never

Attempted 10 3-pointers in a game - James Young (10) vs. Alabama, 3/4/14

Attempted 15 3-pointers in a game - Jodie Meeks (15) at Tennessee, 1/13/09

Attempted 16 3-pointers in a game - Derrick Miller (16) vs. LSU 2/15/90

Attempted 17 3-pointers in a game - Derrick Miller (19) vs. Kansas 12/6/89

Attempted 18 3-pointers in a game - Derrick Miller (19) vs. Kansas 12/6/89

Attempted 19 3-pointers in a game - Derrick Miller (19) vs. Kansas 12/6/89

Made a 3-pointer in 10 straight games - Aaron Harrison (11), 2/27/14-4/5/14

Made a 3-pointer in 15 straight games - Julius Mays (18), 12/29/12-3/2/13

Made two 3-pointers in 10 straight games - Jodie Meeks (16), 12/3/08-1/31/09

Made three 3-pointers in 10 straight games - Gerald Fitch (20) 1/14/03-3/23/03

Made three 3-pointers in 15 straight games - Gerald Fitch (20) 1/14/03-3/23/03

Made three 3-pointers in 20 straight games - Gerald Fitch (20) 1/14/03-3/23/03

Made three 3-pointers in 25 straight games - Keith Bogans (29) 3/14/02-2/26/03

Made 8 FT in a game - Andrew Harrison (8), vs. Florida, 3/16/14

Made 9 FT in a game - Julius Randle (9), vs. LSU, 3/14/14

Made 10 FT in a game - Aaron Harrison (11), at South Carolina, 3/1/14

Made 11 FT in a game - Aaron Harrison (11), at South Carolina, 3/1/14

Made 12 FT in a game - Julius Randle (13) at Ole Miss, 2/18/14

Made 13 FT in a game - Julius Randle (13) at Ole Miss, 2/18/14

Made 14 FT in a game - Jodie Meeks (14) at UT, 1/13/09

Made 15 FT in a game - Rodrick Rhodes (16) vs. Ole Miss 1/18/95

Made 16 FT in a game - Rodrick Rhodes (16) vs. Ole Miss 1/18/95

Made 17 FT in a game - Dwight Anderson (18) vs. Mississippi State 2/12/79

Made 18 FT in a game - Dwight Anderson (18) vs. Mississippi State 2/12/79

Attempted 10 FT in a game - Julius Randle (16), vs. LSU, 3/14/14

Attempted 15 FT in a game - Julius Randle (16), vs. LSU, 3/14/14

Attempted 20 FT in a game - Heshimu Evans (20) vs. Ole Miss 3/5/99

15 Rebs - Julius Randle (15) vs. Kanas State, 3/21/14

16 Rebs - Julius Randle (16) vs. LSU, 3/14/14

20 Rebs - Jared Prickett (20) vs. Arkansas 2/9/94

25 Rebs - Mike Phillips (28) vs. Tennessee 1/10/76

30 Rebs - Cotton Nash (30) vs. Ole Miss 2/8/64

34 Rebs - Bob Burrow (34) vs. Temple 12/10/55

10+ Rebs in three consecutive games - Julius Randle (4) 3/21/14-3/30/14

10+ Rebs in four consecutive games - Julius Randle (4) 3/21/14-3/30/14

10+ Rebs in five consecutive games - Julius Randle (10) 2/12/14-3/15/14

10+ Rebs in six consecutive games - Julius Randle (10) 2/12/14-3/15/14

10+ Rebs in seven consecutive games - Julius Randle (10) 2/12/14-3/15/14

10+ Rebs in eight consecutive games - Julius Randle (10) 2/12/14-3/15/14

10+ Rebs in nine consecutive games - Julius Randle (10) 2/12/14-3/15/14

10+ Rebs in 10 consecutive games - Julius Randle (10) 2/12/14-3/15/14

Two players had 10 rebounds - Julius Randle (16), Dakari Johnson (11), vs. LSU, 3/14/14

Three players had 10 rebounds - Michael Kidd-Gilchrist (19), Terrence Jones (11), Anthony Davis (10) vs. Louisville, 12/31/11

8 Assists - Andrew Harrison (9) vs. Georgia, 3/15/14

9 Assists - Andrew Harrison (9) vs. Georgia, 3/15/14

10 Assists - Julius Mays (10) vs. Lafayette, 11/16/12

11 Assists - John Wall (11) vs. E. Tennessee St., 3/18/10

12 Assists - John Wall (16) vs. Hartford,

12/29/09

13 Assists - John Wall (16) vs. Hartford, 12/29/09

14 Assists - John Wall (16) vs. Hartford, 12/29/09

15 Assists - John Wall (16) vs. Hartford, 12/29/09

16 Assists - John Wall (16) vs. Hartford, 12/29/09

5+ Assists in Four Consecutive Games - John Wall (7) (2/27/10 to 3/27/10)

8+ Assists in Two Consecutive Games - Andrew Harrison (2) (3/14/14 to 3/15/14)

4 Blocks - Willie Cauley-Stein (4) vs. Kansas State, 3/21/14

5 Blocks - Willie Cauley-Stein (5) vs. Florida, 3/16/14

6 Blocks - Willie Cauley-Stein (6) vs. LSU, 3/14/14

7 Blocks - Willie Cauley-Stein (9) vs. Boise State, 12/10/13

8 Blocks - Willie Cauley-Stein (9) vs. Boise State, 12/10/13

9 Blocks - Willie Cauley-Stein (9) vs. Boise State, 12/10/13

10 Blocks - Nerlens Noel (12) at Ole Miss, 1/29/13

11 Blocks - Nerlens Noel (12) at Ole Miss, 1/29/13

12 Blocks - Nerlens Noel (12) at Ole Miss, 1/29/13

5 Steals - Willie Cauley-Stein (6) vs. Georgia, 1/25/14

6 Steals - Willie Cauley-Stein (6) vs. Georgia, 1/25/14

7 Steals - Rajon Rondo (8) vs. Mississippi State, 2/19/05

8 Steals - Rajon Rondo (8) vs. Mississippi State, 2/19/05

Played every minute - Aaron Harrison (40) vs. Florida, 3/16/14

Played 40+ minutes - Julius Randle (40), vs. Arkansas, 2/27/14

Played over 50 minutes - Patrick Patterson (50) vs. Vanderbilt, 1/12/08

Technical Foul - John Calipari (2), Team (1), at South Carolina, 3/1/14

Fouled Out - James Young, vs. Louisville, 3/28/14

Two Players Fouled Out - Willie Cauley-Stein, Aaron Harrison at South Carolina, 3/1/14

Three Players Fouled Out - Archie Goodwin, Ryan Harrow, and Alex Poythress at Georgia, 3/7/13

Four Players Fouled Out - Terrence Jones, Josh Harrellson, Brandon Knight, Eloy Vargas, at UNC 12/4/10

TEAM

Started four freshmen - Aaron Harrison, Andrew Harrison, Dakari Johnson, Julius Randle, James Young vs. Wisconsin, 4/5/14
Started five freshmen - Aaron Harrison, Andrew Harrison, Dakari Johnson, Julius Randle, James Young vs. Wisconsin, 4/5/14

Scored 90 or More Points - 93 vs. Belmont, 12/21/13 (W, 93-80)
Scored 90 or More Points (SEC Game) - 90 vs. Missouri, 2/23/13 (W, 90-83, OT)
Scored 100 or More Points - 105 vs. UT Arlington, 11/19/13 (W, 105-76)
Scored 100 or More Points (SEC Game) - 101 vs. Arkansas, 1/23/10 (W, 101-70)
Scored 110 or More Points - 115 vs. Tennessee State [NCAA First round], 12/30/02 (W, 115-87)
Scored 110 or More Points (SEC Game) - 120 vs. Vanderbilt, 2/7/96 (W, 120-81)
Scored 120 or More Points - 120 vs. Vanderbilt, 2/7/96 (W, 120-81)
Scored 120 or More Points (SEC Game) - 120 vs. Vanderbilt, 2/7/96 (W, 120-81)
Scored 130 or More Points - 143 vs. Georgia, 2/27/56 (W, 143-66)
Scored 140 or More Points - 143 vs. Georgia, 2/27/56 (W, 143-66)
Scored 150 or More Points - Never

Scored Less than 50 Points - 48 vs. Vanderbilt, 3/15/13 (L, 64-48)

Allowed 90 or More Points - 90 by Indiana, 3/23/12 (W, 102-90)
Allowed 90 or More Points (SEC Game) - 90 by Georgia, 3/4/09 (L, 90-85)
Allowed 100 or More Points - 111 by VMI, 11/14/08 (L, 111-103)
Allowed 100 or More Points (SEC Game) - 101 by Arkansas, 2/10/93 (L, 101-94)
Allowed Less Than 50 Points - 49 vs. Kansas State, 3/21/14 (W, 56-49)
Allowed Less Than 50 Points (SEC) - 48 vs. Alabama 3/4/14 (W, 55-48)

Shot 70% from the field - .722 vs. Mississippi St., 2/15/86
Shot 65% from the field - .677 vs. LIU Brooklyn, 11/23/12
Shot 30% or less from the field - .296 vs. Baylor, 12/1/12
Allowed 50% shooting - .551 vs. Wichita State, 3/23/14
Allowed 60% shooting - .640 by Florida, 3/4/07
Allowed 20% or less shooting - .200 by Central Arkansas, 11/6/07 (10-50)
Allowed 30% or less shooting - .232 vs. Robert Morris 11/17/13 (16-69)
Held opponent to zero 3-pointers - at Auburn, 1/19/13 (0-15)

Shot 90% or Better from Free Throw Line - 90.0 (27-30) at Ole Miss (2/18/14)
Shot 100% from Free Throw Line - 11-11 vs.

Florida, 2/7/12
Shot 50% or Less from Free Throw Line - .500 vs. Georgia, 3/15/14 (9-18)
Attempted 40 FT - at Arkansas (40), 1/14/14
Attempted five or less FT - vs. South Carolina (4) 1/21/06
Made 30 FT - 30 vs. UNC Asheville (30-48) 11/8/13

Hit 10 3-pointers - 10 vs. E. Michigan, 1/2/13 (10-26)
Hit 11 3-pointers - 11 vs. Lafayette, 11/16/12 (11-19)
Hit 12 3-pointers - 15 vs. Georgia, 3/1/12 (15-27)
Hit 13 3-pointers - 15 vs. Georgia, 3/1/12 (15-27)
Hit 14 3-pointers - 15 vs. Georgia, 3/1/12 (15-27)
Hit 15 3-pointers - 15 vs. Georgia, 3/1/12 (15-27)
Hit 16 3-pointers - 16 vs. UNC-Asheville, 12/23/96 (16-33)
Hit 17 3-pointers - 20 vs. LSU, 3/4/95 (20-35)
Hit 18 3-pointers - 20 vs. LSU, 3/4/95 (20-35)
Hit 19 3-pointers - 20 vs. LSU, 3/4/95 (20-35)
Hit 20 3-pointers - 20 vs. LSU, 3/4/95 (20-35)
Hit 21 3-pointers - 21 vs. North Carolina, 12/27/89 (21-48)
Hit 22 3-pointers - Never

Scored 100 Points in Two Consecutive Games - 3/25/93-3/27/93
Scored 100 Points in Three Consecutive Games - 12/16/77-12/23/77
Scored 100 Points in Consecutive SEC Games - 2/27/56-3/3/56
Won game by 50 points or more - 52 vs. Eastern Michigan (W, 90-38) 1/2/13
Won game by 60 points or more - 62 vs. Vanderbilt (W, 106-44) 3/5/03
Won game by 70 points or more - 74 vs. Tennessee-Martin (W, 124-50) 11/26/94

Lost game by 30 points or more - 30 at Tennessee (L, 88-58) 2/16/13
Lost game by 40 points or more - 41 at Vanderbilt (L, 93-52) 2/12/08
Lost game by 50 points or more - 55 at Kansas (L, 150-95) 12/9/89
Lost game by 60 points or more - 70 vs. Central (L, 87-17) 1/28/1910
Lost game by 70 points or more - 70 vs. Central (L, 87-17) 1/28/1910

Game decided by one point - vs. Wisconsin, 4/5/14 (W, 74-73)
Game decided by two points - vs. Wichita State, 3/23/14 (W, 78-76)
Game decided by three points - vs. Michigan, 3/30/14 (W, 75-72)

Two consecutive games decided by one point - vs. North Carolina (W, 73-72) 12/3/11 and at Indiana (L, 73-72) 12/10/11
Three consecutive games decided by one point - Never

Two consecutive games decided by two points - at Ole Miss (L, 71-69) 2/1/11 and Florida (L, 70-68) 2/5/11

Came back from 18-point deficit for win - W, 72-70 vs. Miami Univ. (11/16/09); Trailed 36-18 (7:04 in 1st)
Came back from 19-point deficit for win - W, 80-77 vs. Florida (3/2/94); Trailed 33-14 (7:00 in 1st)
Came back from 20-point deficit for win - W, 99-95 at LSU (2/15/94); Trailed 68-37 (15:34 in 2nd)
Came back from 30-point deficit for win - W, 99-95 at LSU (2/15/94); Trailed 68-37 (15:34 in 2nd)
Came back from 31-point deficit for win - W, 99-95 at LSU (2/15/94); Trailed 68-37 (15:34 in 2nd)

Pulled down 50 rebounds - 50 (15-35) at Arkansas, 1/14/14
Pulled down 55 rebounds - 56 (17-39) vs. Robert Morris, 11/17/13
Pulled down 60 rebounds - 62 (19-43) vs. Morehead State, 12/16/96

Played an Overtime Game - vs. Arkansas, 2/27/14 (L, 71-67)
Won an Overtime Game - vs. LSU, 2/22/14 (W, 77-76)

Played an SEC Overtime Game - vs. Arkansas, 2/27/14 (L, 71-67)
Won an SEC Overtime Game - vs. LSU, 2/22/14 (W, 77-76)
Lost an Overtime Game - vs. Arkansas, 2/27/14 (L, 71-67)
Lost an SEC Overtime Game - vs. Arkansas, 2/27/14 (L, 71-67)

Played Two Overtimes - vs. Vanderbilt, 1/12/08 (W, 79-73, 2ot)
Played Three Overtimes - vs. Temple 12/7/57 (W, 85-83)
Played Four Overtimes - Never played four overtime game
Played consecutive games that went to overtime - 2/22/14 vs. LSU (W, 77-66) and 2/27/14 vs. Arkansas (L, 71-67)

SPECIALTY STATS

PP - POINTS IN THE PAINT POT - POINTS OFF TURNOVERS
2ND - SECOND CHANCE POINTS BP - BENCH POINTS FB - FAST BREAK

Opponent	Result	PP	POT	2nd	BP	FB
UNC Asheville		32	2	6	9	0
at Kentucky	W, 89-57	50	20	25	34	8
Northern Kentucky		18	22	11	28	2
at Kentucky	W, 93-63	36	11	21	30	8
Michigan State		44	18	14	11	21
vs. Kentucky	L, 78-74	40	9	24	9	2
Robert Morris		16	14	14	21	0
at Kentucky	W, 87-49	36	10	16	29	14
UT Arlington		34	14	15	17	7
at Kentucky	W, 105-76	48	24	28	27	12
Cleveland State		22	9	18	4	4
at Kentucky	W, 68-61	28	17	17	19	8
E. Michigan		30	18	4	40	12
at Kentucky	W, 81-63	38	11	23	29	8
Providence		14	17	18	7	2
vs. Kentucky	W, 79-65	36	8	9	11	6
Baylor		38	7	14	7	14
vs. Kentucky	L, 67-62	26	12	6	2	0
Boise State		24	18	16	8	4
at Kentucky	W, 70-55	44	7	13	0	10
at North Carolina		38	22	12	11	14
Kentucky	L, 82-77	34	13	19	8	4
Belmont		34	14	10	20	8
at Kentucky	W, 93-80	52	12	17	12	6
Louisville		24	14	6	14	10
at Kentucky	W, 73-66	42	14	17	8	6
Mississippi State		36	8	7	29	16
at Kentucky	W, 85-63	46	19	17	26	10
at Vanderbilt		30	13	5	3	10
Kentucky	W, 71-62	36	18	15	19	2
at Arkansas		26	21	14	29	2
Kentucky	L, 87-85 OT	42	7	12	17	6
Tennessee		38	9	20	11	10
at Kentucky	W, 74-66	26	13	10	8	4
Texas A&M		32	12	4	13	12
at Kentucky	W, 68-51	30	12	15	25	4
Georgia		24	6	18	7	6
at Kentucky	W, 79-54	36	19	12	22	20
at LSU		32	16	7	10	2
Kentucky	L, 87-82	40	9	16	28	2
at Missouri		34	9	5	7	18
Kentucky	W, 84-79	36	11	13	9	4
Ole Miss		24	6	15	19	2
at Kentucky	W, 80-64	44	8	19	28	12
at Mississippi State		30	3	4	12	8
Kentucky	W, 69-59	40	12	14	19	2
at Auburn		32	11	14	8	6
Kentucky	W, 64-56	22	6	21	14	2
Florida		34	14	12	8	10
at Kentucky	L, 69-59	22	7	8	2	9
at Ole Miss		26	24	2	22	6
Kentucky	W, 84-70	36	15	11	16	16
LSU		28	16	9	12	10
at Kentucky	W, 77-76 OT	50	9	24	15	8
Arkansas		20	21	11	25	6
at Kentucky	L, 71-67 OT	42	17	19	17	4
at South Carolina		28	14	11	19	6
Kentucky	L, 72-67	12	12	10	4	6
Alabama		24	9	3	13	6
at Kentucky	W, 55-48	22	14	18	27	4
at Florida		32	15	4	24	6
Kentucky	L, 84-65	36	16	7	13	4
LSU		24	13	7	15	8
vs. Kentucky	W, 85-67	30	16	21	13	12
Georgia		24	12	2	23	5
vs. Kentucky	W, 70-58	30	12	7	4	6
Florida		22	11	10	10	4
vs. Kentucky	L, 61-60	18	10	8	17	4
Kansas State		24	13	8	14	2
vs. Kentucky	W, 56-49	26	10	7	5	6
Wichita State		30	9	5	16	10
vs. Kentucky	W, 78-76	34	11	16	10	0
Louisville		44	16	10	6	6
vs. Kentucky	W, 74-69	34	10	18	6	4
Michigan		36	14	23	11	2
vs. Kentucky	W, 75-72	46	11	17	18	0
Wisconsin		24	2	10	21	5
vs. Kentucky	W, 74-73	46	10	23	14	2

MISCELLANEOUS STATS

Leading Scorer		
Randle	13	
Aaron Harrison	10	
Young	9	
Andrew Harrison	6	
Cauley-Stein	3	
Johnson	1	
Poythress	1	
Leading Rebounder		
Randle	30	
Cauley-Stein	7	
Johnson	3	
Poythress	2	
Young	2	
Aa. Harrison	1	
Leader in Assists		
Andrew Harrison	27	
Young	8	
Aaron Harrison	7	
Randle	4	
Hawkins	2	
Poythress	1	
Charges Drawn		
Opponents	13	
Kentucky	6	
Andrew Harrison	2	
Cauley-Stein	1	
Aaron Harrison	1	
Poythress	1	
Young	1	
Dunks		
Opponents	88	
Kentucky	166	
Cauley-Stein	47	
Randle	38	
Poythress	35	
Young	18	
Lee	14	
Johnson	7	
Aaron Harrison	5	
Fioreal	1	
Willis	1	
20-Point Scoring Game		
Opponents	27	
Kentucky	26	
Aaron Harrison	8	
Young	8	
Randle	7	
Andrew Harrison	3	
30-Point Scoring Game		
Opponents	2	
Kentucky	0	
40-Point Scoring Game		
Opponents	0	
Kentucky	0	
Technical Fouls		
Opponents	7	
Kentucky	10	
John Calipari	4	
Aaron Harrison	2	
Team	2	
Willie Cauley-Stein	1	
Johnson	1	
Fouled Out		
Opponents	20	
Kentucky	12	
Andrew Harrison	3	
Cauley-Stein	2	
Aaron Harrison	2	
Young	2	
Johnson	1	
Poythress	1	
Randle	1	
Three-Point Plays		
Opponents	29	
Kentucky	56	
Randle	21	
Andrew Harrison	11	
Aaron Harrison	8	
Poythress	5	
Cauley-Stein	4	
Young	4	
Johnson	3	
Four-Point Plays		
Opponents	2	
Kentucky	0	
UK's First Substitution		
Poythress	23	
Cauley-Stein	16	
Johnson	9	
Hawkins	4	
Polson	3	
Andrew Harrison	1	
Young	1	
Forced Shot Clock Violations		
Opponents	12	
Kentucky	18	
10-Second Violations		
Opponents	0	
Kentucky	0	
3-Second Violations		
Opponents	0	
Kentucky	0	
Jump Balls Controlled		
Opponents	14	
Kentucky	28	
Cauley-Stein	14/20	
Randle	9/17	
Lee	5/5	
First Score (3-Pointers)		
Opponents	6	
Kentucky	3	
Andrew Harrison	1	
Jon Hood	1	
Young	1	
Runs of 10-0 or Better		
Opponents	2	
Kentucky	18	

KENTUCKY TEAM HIGHS/LOWS

		KENTUCKY	OPPONENT
Points First Half	High	48, vs. Northern Kentucky (11/10/13)	49, at Florida (3/8/14)
	Low	25, vs. Alabama (3/4/14)	20, vs. Robert Morris (11/17/13)
Points Second Half	High	63, vs. UT Arlington (11/19/13)	49, at North Carolina (12/14/13)
	Low	24, vs. Baylor (12/6/13)	20, vs. Alabama (3/4/14)
Total Points	High	105, vs. UT Arlington (11/19/13)	87, two times
	Low	55, vs. Alabama (3/4/14)	48, vs. Alabama (3/4/14)
FG Made	High	35, vs. UT Arlington (11/19/13)	32, at LSU (1/28/14)
	Low	14, at South Carolina (3/1/14)	16, two times
FG Attempted	High	76, vs. Arkansas (2/27/14)	69, three times
	Low	42, two times	38, vs. UGA (3/15/14)
FG Percentage	High	.643, vs. Providence (12/1/13)	.596, at Florida (3/8/14)
	Low	.269, at South Carolina (3/1/14)	.232 vs. Robert Morris (11/17/13)
3-Pt. FG Made	High	9, two times	11, vs. Belmont (12/21/13)
	Low	1, vs. LSU (2/22/14)	1, at Mississippi State (2/8/14)
3-Pt. FG Attempted	High	28, vs. Alabam (3/4/14)	35, vs. Northern Kentucky (11/10/13)
	Low	5, vs. Wisconsin (4/5/14)	7, at North Carolina (12/14/13)
3-Pt. FG Percet.	High	.750, vs. Providence (12/1/13)	.600, at Florida (3/8/14)
	Low	.111, vs. LSU (2/22/14)	.125, at Auburn (2/12/14)
FT Made	High	33, at South Carolina (3/1/14)	29, at Arkansas (1/14/14)
	Low	6, vs. Michigan (3/30/14)	6, twice
FT Attempted	High	48, vs. UNC Asheville (11/8/13)	45, at North Carolina (12/14/13)
	Low	11, vs. Michigan (3/30/14)	6, vs. Boise State (12/10/13)
FT Percentage	High	.958, vs. Tennessee (1/18/14)	1.000, two times
	Low	.500, vs. Georgia (3/15/14)	.412, vs. Florida (3/16/14)
Off. Rebounds	High	26, vs. Arkansas (2/27/14)	20, vs. Tennessee (1/18/14)
	Low	6, at Florida (3/8/14)	3, two times
Def. Rebounds	High	39, vs. Robert Morris (11/17/13)	29, at Florida (3/8/14)
	Low	15, vs. Baylor (12/6/13)	10, vs. Michigan (3/30/14)
Total Rebounds	High	56, vs. Robert Morris (11/17/13)	41, vs. Baylor (12/6/13)
	Low	24, vs. Tennessee (1/18/14)	21, vs. Georgia (3/15/14)
Assists	High	20, vs. Robert Morris (11/17/13)	20, at Florida (3/8/14)
	Low	5, vs. LSU (2/22/14)	2, at Auburn (2/12/14)
Blocked Shots	High	12, vs. Ole Miss (2/4/14)	11, at LSU (1/28/14)
	Low	1, two times	0, four times
Steals	High	9, three times	13, vs. Michigan State (11/12/13)
	Low	0, vs. Baylor (12/6/13)	1, vs. UNC Asheville (11/8/13)
Turnovers	High	20, vs. E. Michigan (11/27/13)	20, two times
	Low	4, vs. Wisconsin (4/5/14)	5, vs. Florida (2/15/14)
Fouls	High	31, at Arkansas (1/14/14)	32, vs. UNC Asheville (11/8/13)
	Low	11, vs. Alabam (3/4/14)	12, at LSU (1/28/14)

2013-14 UK Basketball
Kentucky Combined Team Statistics (as of Apr 06, 2014)
All games

Overall record: 29-10 Conf: 12-6 Home: 16-2 Away: 5-5 Neutral: 8-3

##	Player	gp-gs	min	avg	Total		3-Point		F-Throw		Rebounds				pf	dq	a	to	blk	stl	pts	avg
					fg-fga	fg%	3fg-fga	3fg%	ft-fa	ft%	off	def	tot	avg								
30	Randle, Julius	39-39	1199	30.7	193-385	.501	3-18	.167	200-282	.709	139	272	411	10.5	91	1	53	99	30	20	589	15.1
01	Young, James	39-38	1261	32.3	178-437	.407	80-230	.348	117-168	.696	39	125	164	4.2	83	2	67	72	8	30	553	14.2
02	Harrison, Aaron	39-39	1264	32.4	171-404	.423	61-169	.361	139-175	.794	24	90	114	2.9	83	2	74	62	11	41	542	13.9
05	Harrison, Andrew	39-38	1230	31.5	118-321	.368	31-90	.344	159-208	.764	31	90	121	3.1	117	3	154	105	8	18	426	10.9
15	Cauley-Stein, Willie	37-18	880	23.8	106-178	.596	0-0	.000	40-83	.482	94	131	225	6.1	98	2	25	31	106	44	252	6.8
22	Poythress, Alex	39-0	717	18.4	86-172	.500	8-31	.258	50-79	.633	70	106	176	4.5	81	2	17	37	29	12	230	5.9
44	Johnson, Dakari	38-17	525	13.8	80-139	.576	0-0	.000	37-81	.457	77	73	150	3.9	78	1	9	25	21	8	197	5.2
00	Lee, Marcus	24-4	151	6.3	26-42	.619	0-0	.000	7-16	.438	21	15	36	1.5	18	0	2	4	14	0	59	2.5
04	Hood, Jon	13-1	47	3.6	4-13	.308	3-10	.300	4-4	1.000	1	3	4	0.3	5	0	5	4	0	2	15	1.2
35	Willis, Derek	14-0	39	2.8	3-9	.333	1-6	.167	9-12	.750	1	7	8	0.6	0	0	0	4	0	1	16	1.1
03	Polson, Jarrod	33-1	281	8.5	11-36	.306	9-25	.360	1-3	.333	5	16	21	0.6	26	0	17	9	2	2	32	1.0
25	Hawkins, Dominique	32-0	276	8.6	9-31	.290	2-16	.125	5-11	.455	6	16	22	0.7	37	0	12	6	1	4	25	0.8
24	Florean, E.J.	3-0	4	1.3	1-1	1.000	0-0	.000	0-0	.000	0	1	1	0.3	1	0	0	0	1	1	2	0.7
13	Malone, Sam	1-0	0	0.0	0-0	.000	0-0	.000	0-0	.000	0	0	0	0.0	0	0	0	0	0	0	0	0.0
32	Long, Brian	1-0	1	1.0	0-0	.000	0-0	.000	0-0	.000	0	0	0	0.0	0	0	0	0	0	0	0	0.0
Team											56	66	122		4		10					
Total.....		39	7875		986-2168	.455	198-595	.333	768-1122	.684	564	1011	1575	40.4	722	13	435	468	231	183	2938	75.3
Opponents.....		39	7875		911-2218	.411	216-670	.322	567-826	.686	429	768	1197	30.7	867	24	408	418	119	223	2605	66.8

TEAM STATISTICS	UK	OPP
SCORING	2938	2605
Points per game	75.3	66.8
Scoring margin	+8.5	-
FIELD GOALS-ATT	986-2168	911-2218
Field goal pct	.455	.411
3 POINT FG-ATT	198-595	216-670
3-point FG pct	.333	.322
3-pt FG made per game	5.1	5.5
FREE THROWS-ATT	768-1122	567-826
Free throw pct	.684	.686
F-Throws made per game	19.7	14.5
REBOUNDS	1575	1197
Rebounds per game	40.4	30.7
Rebounding margin	+9.7	-
ASSISTS	435	408
Assists per game	11.2	10.5
TURNOVERS	468	418
Turnovers per game	12.0	10.7
Turnover margin	-1.3	-
Assist/turnover ratio	0.9	1.0
STEALS	183	223
Steals per game	4.7	5.7
BLOCKS	231	119
Blocks per game	5.9	3.1
ATTENDANCE	413350	430065
Home games-Avg/Game	18-22964	10-13108
Neutral site-Avg/Game	-	11-27181

Score by Periods	1st	2nd	OT	Totals
Kentucky	1373	1535	30	2938
Opponents	1270	1300	35	2605

Date	Opponent		Score	Att.
11/08/13	UNC ASHEVILLE	w	89-57	22413
11/10/13	NORTHERN KENTUCKY	w	93-63	22925
11/12/13	vs Michigan State	L	74-78	22711
11/17/13	ROBERT MORRIS	w	87-49	21600
11/19/13	TEXAS-ARLINGTON	w	105-76	20305
11/25/13	CLEVELAND STATE	w	68-61	21067
11/27/13	EASTERN MICHIGAN	w	81-63	22721
12/01/13	vs Providence	w	79-65	8086
12/06/13	vs Baylor	L	62-67	12818
12/10/13	BOISE STATE	w	70-55	21565
12/14/13	at North Carolina	L	77-82	21750
12/21/13	BELMONT	w	93-80	24224
12/28/13	LOUISVILLE	w	73-66	24396
* 01/08/14	MISSISSIPPI STATE	w	85-63	23638
* 01/11/14	at Vanderbilt	w	71-62	14316
* 01/14/14	at Arkansas	Lot	85-87	18386
* 01/18/14	TENNESSEE	w	74-66	24246
* 01/21/14	TEXAS A&M	w	68-51	22634
* 01/25/14	GEORGIA	w	79-54	23367
* 01/28/14	at LSU	L	82-87	12124
* 02/01/14	at Missouri	w	84-79	11742
* 02/04/14	OLE MISS	w	80-64	22168
* 02/08/14	at Mississippi State	w	69-59	8417
* 02/12/14	at Auburn	w	64-56	7959
* 02/15/14	FLORIDA	L	59-69	24425
* 02/18/14	at Ole Miss	w	84-70	8476
* 2/22/14	LSU	Wot	77-76	24244
* 02/27/14	ARKANSAS	Lot	67-71	23908
* 03/01/14	at South Carolina	L	67-72	15303
* 03/04/14	ALABAMA	w	55-48	23504
* 03/08/14	at Florida	L	65-84	12604
5 03/14/14	vs LSU	w	85-67	19056
5 03/15/14	vs Georgia	w	70-58	20330
5 03/16/14	vs Florida	L	60-61	21021
6 03/21/14	vs Kansas State	w	56-49	19223
6 03/23/14	vs Wichita State	w	78-76	19676
7 03/28/14	vs Louisville	w	74-69	41072
03/30/14	vs Michigan	w	75-72	35551
8 04/05/14	vs WISCONSIN	w	74-73	79444

1-Champions Classic (United Center; Chicago, Ill.);
2-Keightley Classic (Rupp Arena; Lexington, Ky.);
3-Barclays Center; Brooklyn, NY;
4-Big 12/SEC Challenge (AT&T Stadium; Arlington, Texas);
5-SEC Tournament (Georgia Dome; Atlanta, Ga.)
6-NCAA 2nd/3rd Rounds (Scottrade Center; St. Louis, Mo.)
7-NCAA Regional Rounds (Lucas Oil Stadium; Indianapolis, Ind.)
8-NCAA Final Four (AT&T Stadium; Arlington, Texas)
* = Conference game

2013-14 UK Basketball
Kentucky Combined Team Statistics (as of Apr 06, 2014)
NCAA Tournament

RECORD:	OVERALL	HOME	AWAY	NEUTRAL
ALL GAMES	5-0	0-0	0-0	5-0
CONFERENCE	0-0	0-0	0-0	0-0
NON-CONFERENCE	5-0	0-0	0-0	5-0

##	Player	gp-gs	min	avg	Total		3-Point		F-Throw		Rebounds				pf	dq	a	to	blk	stl	pts	avg
					fg-fga	fg%	3fg-fga	3fg%	ft-fta	ft%	off	def	tot	avg								
30	Randle, Julius	5-5	159	31.8	29-58	.500	0-4	.000	21-28	.750	20	33	53	10.6	7	0	7	9	3	4	79	15.8
02	Harrison, Aaron	5-5	180	36.0	22-52	.423	14-25	.560	14-18	.778	2	6	8	1.6	9	0	4	7	0	5	72	14.4
01	Young, James	5-5	165	33.0	21-48	.438	7-16	.438	10-12	.833	5	18	23	4.6	13	1	4	7	2	2	59	11.8
05	Harrison, Andrew	5-5	173	34.6	18-52	.346	3-13	.231	19-26	.731	3	14	17	3.4	12	0	25	20	1	1	58	11.6
44	Johnson, Dakari	5-5	102	20.4	16-24	.667	0-0	.000	4-9	.444	9	10	19	3.8	11	0	1	5	1	2	36	7.2
22	Poythress, Alex	5-0	93	18.6	13-17	.765	1-4	.250	4-8	.500	7	11	18	3.6	6	0	1	2	3	1	31	6.2
00	Lee, Marcus	3-0	26	8.7	7-10	.700	0-0	.000	0-0	.000	7	2	9	3.0	2	0	0	0	3	0	14	4.7
15	Cauley-Stein, Willie	3-0	55	18.3	3-7	.429	0-0	.000	0-1	.000	5	6	11	3.7	8	0	1	1	5	6	6	2.0
25	Hawkins, Dominique	3-0	37	12.3	1-1	1.000	0-0	.000	0-0	.000	0	0	0	0.0	7	0	0	0	0	0	2	0.7
03	Polson, Jarrod	4-0	10	2.5	0-2	.000	0-1	.000	0-0	.000	0	2	2	0.5	1	0	1	1	1	0	0	0.0
Team											8	8	16					1				
Total.....		5	1000		130-271	.480	25-63	.397	72-102	.706	66	110	176	35.2	76	1	44	53	19	21	357	71.4
Opponents.....		5	1000		122-262	.466	34-95	.358	61-87	.701	44	87	131	26.2	97	2	55	44	13	27	339	67.8

TEAM STATISTICS	UK	OPP	Date	Opponent	Score	Att.
SCORING	357	339	6	03/21/14	vs Kansas State	w 56-49 19223
Points per game	71.4	67.8	6	03/23/14	vs Wichita State	w 78-76 19676
Scoring margin	+3.6	-	7	03/28/14	vs Louisville	w 74-69 41072
FIELD GOALS-ATT	130-271	122-262		03/30/14	vs Michigan	w 75-72 35551
Field goal pct	.480	.466	8	04/05/14	vs WISCONSIN	w 74-73 79444
3 POINT FG-ATT	25-63	34-95				
3-point FG pct	.397	.358				
3-pt FG made per game	5.0	6.8				
FREE THROWS-ATT	72-102	61-87				
Free throw pct	.706	.701				
F-Throws made per game	14.4	12.2				
REBOUNDS	176	131				
Rebounds per game	35.2	26.2				
Rebounding margin	+9.0	-				
ASSISTS	44	55				
Assists per game	8.8	11.0				
TURNOVERS	53	44				
Turnovers per game	10.6	8.8				
Turnover margin	-1.8	-				
Assist/turnover ratio	0.8	1.3				
STEALS	21	27				
Steals per game	4.2	5.4				
BLOCKS	19	13				
Blocks per game	3.8	2.6				
ATTENDANCE	0	194966				
Home games-Avg/Game	0-0	0-0				
Neutral site-Avg/Game	-	5-38993				

1-Champions Classic (United Center; Chicago, Ill.);
2-Keightley Classic (Rupp Arena; Lexington, Ky.);
3-Barclays Center; Brooklyn, NY;
4-Big 12/SEC Challenge (AT&T Stadium; Arlington, Texas);
5-SEC Tournament (Georgia Dome; Atlanta, Ga.)
6-NCAA 2nd/3rd Rounds (Scottrade Center; St. Louis, Mo.)
7-NCAA Regional Rounds (Lucas Oil Stadium; Indianapolis, Ind.)
8-NCAA Final Four (AT&T Stadium; Arlington, Texas)
* = Conference game

Score by Periods	1st	2nd	Totals
Kentucky	164	193	357
Opponents	171	168	339

2013-14 UK Basketball
Kentucky Combined Team Statistics (as of Apr 06, 2014)
Postseason

RECORD:	OVERALL	HOME	AWAY	NEUTRAL
ALL GAMES	7-1	0-0	0-0	7-1
CONFERENCE	0-0	0-0	0-0	0-0
NON-CONFERENCE	7-1	0-0	0-0	7-1

#	Player	gp-gs	min	avg	Total		3-Point		F-Throw		Rebounds				pf	dq	a	to	blk	stl	pts	avg
					fg-fga	fg%	3fg-fga	3fg%	ft-fa	ft%	off	def	tot	avg								
02	Harrison, Aaron	8-8	289	36.1	40-88	.455	23-45	.511	21-30	.700	3	10	13	1.6	12	0	10	8	1	6	124	15.5
30	Randle, Julius	8-8	251	31.4	38-87	.437	0-5	.000	36-55	.655	29	58	87	10.9	15	0	10	14	5	6	112	14.0
01	Young, James	8-8	254	31.8	36-81	.444	13-31	.419	22-27	.815	6	30	36	4.5	22	1	10	12	2	4	107	13.4
05	Harrison, Andrew	8-8	283	35.4	26-71	.366	5-17	.294	34-42	.810	5	24	29	3.6	18	0	44	29	2	3	91	11.4
44	Johnson, Dakari	8-8	159	19.9	23-40	.575	0-0	.000	5-15	.333	20	23	43	5.4	20	0	2	9	4	3	51	6.4
22	Poythress, Alex	8-0	134	16.8	17-24	.708	2-6	.333	7-11	.636	9	14	23	2.9	16	1	1	7	4	3	43	5.4
15	Cauley-Stein, Willie	6-0	120	20.0	11-20	.550	0-0	.000	2-5	.400	11	20	31	5.2	18	0	2	1	18	9	24	4.0
00	Lee, Marcus	5-0	34	6.8	7-12	.583	0-0	.000	0-0	.000	8	2	10	2.0	5	0	0	1	3	0	14	2.8
03	Polson, Jarrod	7-0	29	4.1	1-4	.250	1-3	.333	1-2	.500	0	3	3	0.4	3	0	1	1	1	0	4	0.6
25	Hawkins, Dominique	6-0	42	7.0	1-1	1.000	0-0	.000	0-0	.000	0	0	0	0.0	8	0	0	0	0	0	2	0.3
35	Willis, Derek	2-0	1	0.5	0-0	.000	0-0	.000	0-0	.000	0	0	0	0.0	0	0	0	0	0	0	0	0.0
13	Malone, Sam	1-0	0	0.0	0-0	.000	0-0	.000	0-0	.000	0	0	0	0.0	0	0	0	0	0	0	0	0.0
32	Long, Brian	1-0	1	1.0	0-0	.000	0-0	.000	0-0	.000	0	0	0	0.0	0	0	0	0	0	0	0	0.0
04	Hood, Jon	2-0	2	1.0	0-0	.000	0-0	.000	0-0	.000	0	0	0	0.0	1	0	0	1	0	0	0	0.0
24	Florean, E.J.	1-0	1	1.0	0-0	.000	0-0	.000	0-0	.000	0	0	0	0.0	0	0	0	0	0	0	0	0.0
Team											13	8	21				1					
Total.....		8	1600		200-428	.467	44-107	.411	128-187	.684	104	192	296	37.0	138	2	80	84	40	34	572	71.5
Opponents.....		8	1600		186-412	.451	52-146	.356	101-158	.639	70	152	222	27.8	161	3	86	76	21	48	525	65.6

TEAM STATISTICS	UK	OPP	Date	Opponent	Score	Att.
SCORING	572	525	5	03/14/14	vs LSU	w 85-67 19056
Points per game	71.5	65.6	5	03/15/14	vs Georgia	w 70-58 20330
Scoring margin	+5.9	-	5	03/16/14	vs Florida	L 60-61 21021
FIELD GOALS-ATT	200-428	186-412	6	03/21/14	vs Kansas State	w 56-49 19223
Field goal pct	.467	.451	6	03/23/14	vs Wichita State	w 78-76 19676
3 POINT FG-ATT	44-107	52-146	7	03/28/14	vs Louisville	w 74-69 41072
3-point FG pct	.411	.356		03/30/14	vs Michigan	w 75-72 35551
3-pt FG made per game	5.5	6.5	8	04/05/14	vs WISCONSIN	w 74-73 79444
FREE THROWS-ATT	128-187	101-158				
Free throw pct	.684	.639				
F-Throws made per game	16.0	12.6				
REBOUNDS	296	222				
Rebounds per game	37.0	27.8				
Rebounding margin	+9.3	-				
ASSISTS	80	86				
Assists per game	10.0	10.8				
TURNOVERS	84	76				
Turnovers per game	10.5	9.5				
Turnover margin	-1.0	-				
Assist/turnover ratio	1.0	1.1				
STEALS	34	48				
Steals per game	4.3	6.0				
BLOCKS	40	21				
Blocks per game	5.0	2.6				
ATTENDANCE	0	255373				
Home games-Avg/Game	0-0	0-0				
Neutral site-Avg/Game	-	8-31922				

1-Champions Classic (United Center; Chicago, Ill.);
2-Keightley Classic (Rupp Arena; Lexington, Ky.);
3-Barclays Center; Brooklyn, NY;
4-Big 12/SEC Challenge (AT&T Stadium; Arlington, Texas);
5-SEC Tournament (Georgia Dome; Atlanta, Ga.)
6-NCAA 2nd/3rd Rounds (Scottrade Center; St. Louis, Mo.)
7-NCAA Regional Rounds (Lucas Oil Stadium; Indianapolis, Ind.)
8-NCAA Final Four (AT&T Stadium; Arlington, Texas)
* = Conference game

Score by Periods	1st	2nd	Totals
Kentucky	272	300	572
Opponents	275	250	525

2013-14 UK Basketball
Kentucky Team Game-by-Game (as of Apr 06, 2014)
All games

TEAM STATISTICS

Opponent	Date	Score		Total		3-Pointers		Free throws		Rebounds										
				fg-fga	pct	3fg-fga	pct	ft-fa	pct	off	def	tot	avg	pf	a	t/o	blk	stl	pts	avg
UNC ASHEVILLE	11/08/13	89-57	W	28-60	.467	3-11	.273	30-48	.625	19	30	49	49.0	20	12	7	6	8	89	89.0
NORTHERN KENTUCKY	11/10/13	93-63	W	30-55	.545	7-22	.318	26-38	.684	16	35	51	50.0	14	12	12	5	3	93	91.0
vs Michigan State	11/12/13	74-78	L	25-55	.455	4-20	.200	20-36	.556	18	26	44	48.0	19	8	17	6	1	74	85.3
ROBERT MORRIS	11/17/13	87-49	W	28-57	.491	7-19	.368	24-34	.706	17	39	56	50.0	19	20	15	11	9	87	85.8
TEXAS-ARLINGTON	11/19/13	105-76	W	35-69	.507	8-19	.421	27-39	.692	20	26	46	49.2	21	18	8	8	7	105	89.6
CLEVELAND STATE	11/25/13	68-61	W	19-53	.358	3-14	.214	27-35	.771	18	24	42	48.0	17	10	11	7	2	68	86.0
EASTERN MICHIGAN	11/27/13	81-63	W	25-58	.431	3-16	.188	28-40	.700	19	33	52	48.6	17	11	20	9	3	81	85.3
vs Providence	12/01/13	79-65	W	27-42	.643	6-8	.750	19-25	.760	7	28	35	46.9	22	12	14	11	3	79	84.5
vs Baylor	12/06/13	62-67	L	21-50	.420	8-17	.471	12-23	.522	10	15	25	44.4	16	19	9	5	0	62	82.0
BOISE STATE	12/10/13	70-55	W	27-51	.529	4-17	.235	12-18	.667	11	32	43	44.3	12	7	19	10	4	70	80.8
at North Carolina	12/14/13	77-82	L	22-54	.407	4-12	.333	29-43	.674	17	27	44	44.3	31	9	17	7	7	77	80.5
BELMONT	12/21/13	93-80	W	32-58	.552	3-14	.214	26-36	.722	13	29	42	44.1	17	14	7	4	2	93	81.5
LOUISVILLE	12/28/13	73-66	W	27-62	.435	3-14	.214	16-30	.533	17	27	44	44.1	19	8	11	4	3	73	80.8
MISSISSIPPI STATE	01/08/14	85-63	W	30-61	.492	4-20	.200	21-33	.636	17	27	44	44.1	19	18	12	7	5	85	81.1
at Vanderbilt	01/11/14	71-62	W	26-61	.426	6-22	.273	13-22	.591	18	23	41	43.9	12	11	10	2	7	71	80.5
at Arkansas	01/14/14	85-87	Lot	27-56	.482	5-11	.455	26-40	.650	15	35	50	44.2	31	11	17	8	3	85	80.8
TENNESSEE	01/18/14	74-66	W	22-50	.440	7-16	.438	23-24	.958	7	17	24	43.1	17	11	8	4	6	74	80.4
TEXAS A&M	01/21/14	68-51	W	22-50	.440	6-21	.286	18-27	.667	12	30	42	43.0	20	12	15	7	6	68	79.7
GEORGIA	01/25/14	79-54	W	29-58	.500	5-12	.417	16-20	.800	12	20	32	42.4	19	16	11	11	9	79	79.6
at LSU	01/28/14	82-87	L	32-73	.438	9-20	.450	9-13	.692	15	27	42	42.4	19	8	13	4	6	82	79.8
at Missouri	02/01/14	84-79	W	30-56	.536	8-14	.571	16-24	.667	8	21	29	41.8	23	11	7	4	5	84	80.0
OLE MISS	02/04/14	80-64	W	26-51	.510	2-13	.154	26-36	.722	15	26	41	41.7	13	10	10	12	3	80	80.0
at Mississippi State	02/08/14	69-59	W	27-60	.450	3-18	.167	12-18	.667	13	25	38	41.6	21	12	9	5	7	69	79.5
at Auburn	02/12/14	64-56	W	17-55	.309	5-12	.417	25-40	.625	22	27	49	41.9	18	7	9	3	6	64	78.8
FLORIDA	02/15/14	59-69	L	20-42	.476	5-12	.417	14-23	.609	9	22	31	41.4	17	11	13	3	2	59	78.0
at Ole Miss	02/18/14	84-70	W	25-48	.521	7-19	.368	27-30	.900	10	29	39	41.3	17	16	19	4	5	84	78.3
LSU	2/22/14	77-76	Wot	28-67	.418	1-9	.111	20-27	.741	17	26	43	41.4	15	5	10	8	4	77	78.2
ARKANSAS	02/27/14	67-71	Lot	26-76	.342	3-11	.273	12-22	.545	26	21	47	41.6	17	7	18	4	9	67	77.8
at South Carolina	03/01/14	67-72	L	14-52	.269	6-17	.353	33-42	.786	21	25	46	41.8	29	10	10	4	3	67	77.4
ALABAMA	03/04/14	55-48	W	16-49	.327	5-28	.179	18-24	.750	15	26	41	41.7	11	9	12	7	4	55	76.7
at Florida	03/08/14	65-84	L	23-51	.451	4-10	.400	15-25	.600	6	21	27	41.3	22	10	14	1	7	65	76.3
vs LSU	03/14/14	85-67	W	26-55	.473	7-17	.412	26-41	.634	15	33	48	41.5	21	15	9	11	7	85	76.6
vs Georgia	03/15/14	70-58	W	26-51	.510	9-16	.563	9-18	.500	11	25	36	41.3	22	12	10	2	2	70	76.4
vs Florida	03/16/14	60-61	L	18-51	.353	3-11	.273	21-26	.808	12	24	36	41.1	19	9	12	8	4	60	75.9
vs Kansas State	03/21/14	56-49	W	19-50	.380	4-15	.267	14-21	.667	13	27	40	41.1	11	8	15	7	4	56	75.3
vs Wichita State	03/23/14	78-76	W	27-50	.540	8-18	.444	16-22	.727	10	22	32	40.9	15	11	11	3	6	78	75.4
vs Louisville	03/28/14	74-69	W	24-55	.436	4-14	.286	22-27	.815	15	22	37	40.8	19	8	12	2	5	74	75.4
vs Michigan	03/30/14	75-72	W	31-58	.534	7-11	.636	6-11	.545	17	18	35	40.6	14	8	11	6	2	75	75.4
vs WISCONSIN	04/05/14	74-73	W	29-58	.500	2-5	.400	14-21	.667	11	21	32	40.4	17	9	4	1	4	74	75.3
Kentucky		2938		986-2168	.455	198-595	.333	768-1122	.684	564	1011	1575	40.4	722	435	468	231	183	2938	75.3
Opponents		2605		911-2218	.411	216-670	.322	567-826	.686	429	768	1197	30.7	867	408	418	119	223	2605	66.8

Games played: 39
Points/game: 75.3
FG Pct: 45.5
3FG Pct: 33.3
FT Pct: 68.4

Rebounds/game: 40.4
Assists/game: 11.2
Turnovers/game: 12.0
Assist/turnover ratio: 0.9
Steals/game: 4.7
Blocks/game: 5.9

2013-14 UK Basketball
Kentucky Opponent Game-by-Game (as of Apr 06, 2014)
All games

OPPONENT STATISTICS

Opponent	Date	Score		Total		3-Pointers		Free throws		Rebounds										
				fg-fga	pct	3fg-fga	pct	ft-fta	pct	off	def	tot	avg	pf	a	t/o	blk	stl	pts	avg
UNC ASHEVILLE	11/08/13	89-57	W	22-57	.386	3-13	.231	10-21	.476	11	20	31	31.0	32	9	15	3	1	57	57.0
NORTHERN KENTUCKY	11/10/13	93-63	W	21-64	.328	9-35	.257	12-15	.800	9	14	23	27.0	25	7	7	0	2	63	60.0
vs Michigan State	11/12/13	74-78	L	30-63	.476	5-12	.417	13-17	.765	10	22	32	28.7	27	17	7	3	13	78	66.0
ROBERT MORRIS	11/17/13	87-49	W	16-69	.232	6-23	.261	11-20	.550	18	15	33	29.8	26	6	14	1	4	49	61.8
TEXAS-ARLINGTON	11/19/13	105-76	W	26-63	.413	8-19	.421	16-22	.727	15	19	34	30.6	29	9	16	0	3	76	64.6
CLEVELAND STATE	11/25/13	68-61	W	21-59	.356	5-15	.333	14-15	.933	14	21	35	31.3	28	10	11	1	7	61	64.0
EASTERN MICHIGAN	11/27/13	81-63	W	24-66	.364	4-19	.211	11-17	.647	12	21	33	31.6	31	9	13	4	9	63	63.9
vs Providence	12/01/13	79-65	W	19-61	.311	10-19	.526	17-23	.739	18	12	30	31.4	22	8	6	3	5	65	64.0
vs Baylor	12/06/13	62-67	L	26-55	.473	2-11	.182	13-22	.591	18	23	41	32.4	18	14	13	6	4	67	64.3
BOISE STATE	12/10/13	70-55	W	22-69	.319	5-17	.294	6-6	1.000	14	13	27	31.9	17	5	8	1	8	55	63.4
at North Carolina	12/14/13	77-82	L	27-56	.482	2-7	.286	26-45	.578	12	20	32	31.9	26	10	9	6	10	82	65.1
BELMONT	12/21/13	93-80	W	30-64	.469	11-30	.367	9-13	.692	6	19	25	31.3	29	19	7	1	5	80	66.3
LOUISVILLE	12/28/13	73-66	W	23-58	.397	6-26	.231	14-22	.636	12	24	36	31.7	25	8	13	5	6	66	66.3
MISSISSIPPI STATE	01/08/14	85-63	W	23-57	.404	3-11	.273	14-18	.778	9	19	28	31.4	22	12	15	0	8	63	66.1
at Vanderbilt	01/11/14	71-62	W	25-50	.500	6-20	.300	6-10	.600	5	23	28	31.2	16	18	16	4	3	62	65.8
at Arkansas	01/14/14	85-87	Lot	26-69	.377	6-21	.286	29-41	.707	14	18	32	31.3	29	12	6	5	10	87	67.1
TENNESSEE	01/18/14	74-66	W	24-58	.414	2-13	.154	16-23	.696	20	19	39	31.7	20	10	12	1	4	66	67.1
TEXAS A&M	01/21/14	68-51	W	19-51	.373	2-8	.250	11-21	.524	6	18	24	31.3	23	6	11	2	6	51	66.2
GEORGIA	01/25/14	79-54	W	16-49	.327	4-8	.500	18-28	.643	17	18	35	31.5	17	9	20	2	3	54	65.5
at LSU	01/28/14	82-87	L	32-63	.508	7-18	.389	16-26	.615	10	27	37	31.8	12	15	11	11	11	87	66.6
at Missouri	02/01/14	84-79	W	27-51	.529	6-17	.353	19-29	.655	5	24	29	31.6	18	9	8	3	2	79	67.2
OLE MISS	02/04/14	80-64	W	25-65	.385	6-21	.286	8-10	.800	14	12	26	31.4	22	9	8	5	2	64	67.0
at Mississippi State	02/08/14	69-59	W	18-47	.383	1-8	.125	22-28	.786	8	25	33	31.4	18	7	13	1	3	59	66.7
at Auburn	02/12/14	64-56	W	18-55	.327	2-16	.125	18-24	.750	15	21	36	31.6	29	2	8	7	3	56	66.2
FLORIDA	02/15/14	59-69	L	22-50	.440	3-13	.231	22-28	.786	10	18	28	31.5	16	9	5	1	7	69	66.4
at Ole Miss	02/18/14	84-70	W	24-62	.387	9-27	.333	13-15	.867	10	13	23	31.2	21	11	13	0	8	70	66.5
LSU	2/22/14	77-76	Wot	27-67	.403	7-17	.412	15-20	.750	15	25	40	31.5	20	12	13	3	5	76	66.9
ARKANSAS	02/27/14	67-71	Lot	24-58	.414	7-19	.368	16-16	1.000	11	27	38	31.7	24	12	20	8	9	71	67.0
at South Carolina	03/01/14	67-72	L	21-53	.396	5-13	.385	25-33	.758	12	16	28	31.6	26	11	6	6	6	72	67.2
ALABAMA	03/04/14	55-48	W	19-50	.380	3-13	.231	7-11	.636	6	21	27	31.4	19	7	8	1	2	48	66.5
at Florida	03/08/14	65-84	L	28-47	.596	9-15	.600	19-29	.655	3	29	32	31.5	19	20	10	4	6	84	67.1
vs LSU	03/14/14	85-67	W	24-59	.407	7-19	.368	12-24	.500	10	22	32	31.5	26	13	12	3	4	67	67.1
vs Georgia	03/15/14	70-58	W	17-38	.447	3-13	.231	21-30	.700	3	18	21	31.2	16	6	7	2	8	58	66.8
vs Florida	03/16/14	60-61	L	23-53	.434	8-19	.421	7-17	.412	13	25	38	31.4	22	12	13	3	9	61	66.6
vs Kansas State	03/21/14	56-49	W	19-53	.358	5-21	.238	6-12	.500	9	19	28	31.3	20	8	10	3	7	49	66.1
vs Wichita State	03/23/14	78-76	W	27-49	.551	10-21	.476	12-18	.667	4	19	23	31.0	21	14	9	3	6	76	66.4
vs Louisville	03/28/14	74-69	W	26-53	.491	4-15	.267	13-23	.565	11	18	29	31.0	24	11	10	3	6	69	66.5
vs Michigan	03/30/14	75-72	W	27-57	.474	7-18	.389	11-14	.786	14	10	24	30.8	14	11	7	1	4	72	66.6
vs WISCONSIN	04/05/14	74-73	W	23-50	.460	8-20	.400	19-20	.950	6	21	27	30.7	18	11	8	3	4	73	66.8
Opponents		2605		911-2218	.411	216-670	.322	567-826	.686	429	768	1197	30.7	867	408	418	119	223	2605	66.8
Kentucky		2938		986-2168	.455	198-595	.333	768-1122	.684	564	1011	1575	40.4	722	435	468	231	183	2938	75.3

Games played: 39
Points/game: 66.8
FG Pct: 41.1
3FG Pct: 32.2
FT Pct: 68.6

Rebounds/game: 30.7
Assists/game: 10.5
Turnovers/game: 10.7
Assist/turnover ratio: 1.0
Steals/game: 5.7
Blocks/game: 3.1

2013-14 UK Basketball
Kentucky Team Game-by-Game Comparison (as of Apr 06, 2014)
All games

Opponent	1st	2nd	Score	Mar	Total FG	FG Pct	3-Pointers	3FG Pct	Free Throws	FT Pct	Rebounds	Assist	T/Over	Block	Steal	Fouls
UNC ASHEVILLE	41/31	48/26	89-57	+32	28-60/22-57	.467/.386	3-11/3-13	.273/.231	30-48/10-21	.625/.476	49/31 +18	12/9	7/15	6/3	8/1	20/32
NORTHERN KENTUCKY	48/22	45/41	93-63	+30	30-55/21-64	.545/.328	7-22/9-35	.318/.257	26-38/12-15	.684/.800	51/23 +28	12/7	12/7	5/0	3/2	14/25
Michigan State	32/44	42/34	74-78	(4)	25-55/30-63	.455/.476	4-20/5-12	.200/.417	20-36/13-17	.556/.765	44/32 +12	8/17	17/7	6/3	1/13	19/27
ROBERT MORRIS	44/20	43/29	87-49	+38	28-57/16-69	.491/.232	7-19/6-23	.368/.261	24-34/11-20	.706/.550	56/33 +23	20/6	15/14	11/1	9/4	19/26
TEXAS-ARLINGTON	42/33	63/43	105-76	+29	35-69/26-63	.507/.413	8-19/8-19	.421/.421	27-39/16-22	.692/.727	46/34 +12	18/9	8/16	8/0	7/3	21/29
CLEVELAND STATE	27/31	41/30	68-61	+7	19-53/21-59	.358/.356	3-14/5-15	.214/.333	27-35/14-15	.771/.933	42/35 +7	10/10	11/11	7/1	2/7	17/28
EASTERN MICHIGAN	35/32	46/31	81-63	+18	25-58/24-66	.431/.364	3-16/4-19	.188/.211	28-40/11-17	.700/.647	52/33 +19	11/9	20/13	9/4	3/9	17/31
Providence	39/35	40/30	79-65	+14	27-42/19-61	.643/.311	6-8/10-19	.750/.526	19-25/17-23	.760/.739	35/30 +5	12/8	14/6	11/3	3/5	22/22
Baylor	38/35	24/32	62-67	(5)	21-50/26-55	.420/.473	8-17/2-11	.471/.182	12-23/13-22	.522/.591	25/41 (16)	19/14	9/13	5/6	0/4	16/18
BOISE STATE	41/31	29/24	70-55	+15	27-51/22-69	.529/.319	4-17/5-17	.235/.294	12-18/6-6	.667/1000	43/27 +16	7/5	19/8	10/1	4/8	12/17
North Carolina	30/33	47/49	77-82	(5)	22-54/27-56	.407/.482	4-12/2-7	.333/.286	29-43/26-45	.674/.578	44/32 +12	9/10	17/9	7/6	7/10	31/26
BELMONT	41/43	52/37	93-80	+13	32-58/30-64	.552/.469	3-14/11-30	.214/.367	26-36/9-13	.722/.692	42/25 +17	14/19	7/7	4/1	2/5	17/29
LOUISVILLE	41/36	32/30	73-66	+7	27-62/23-58	.435/.397	3-14/6-26	.214/.231	16-30/14-22	.533/.636	44/36 +8	8/8	11/13	4/5	3/6	19/25
MISSISSIPPI STATE	37/40	48/23	85-63	+22	30-61/23-57	.492/.404	4-20/3-11	.200/.273	21-33/14-18	.636/.778	44/28 +16	18/12	12/15	7/0	5/8	19/22
Vanderbilt	30/22	41/40	71-62	+9	26-61/25-50	.426/.500	6-22/6-20	.273/.300	13-22/6-10	.591/.600	41/28 +13	11/18	10/16	2/4	7/3	12/16
Arkansas	41/43	33/31	85-87	(2)	27-56/26-69	.482/.377	5-11/6-21	.455/.286	26-40/29-41	.650/.707	50/32 +18	11/12	17/6	8/5	3/10	31/29
TENNESSEE	34/32	40/34	74-66	+8	22-50/24-58	.440/.414	7-16/2-13	.438/.154	23-24/16-23	.958/.696	24/39 (15)	11/10	8/12	4/1	6/4	17/20
TEXAS A&M	34/27	34/24	68-51	+17	22-50/19-51	.440/.373	6-21/2-8	.286/.250	18-27/11-21	.667/.524	42/24 +18	12/6	15/11	7/2	6/6	20/23
GEORGIA	34/22	45/32	79-54	+25	29-58/16-49	.500/.327	5-12/4-8	.417/.500	16-20/18-28	.800/.643	32/35 (3)	16/9	11/20	11/2	9/3	19/17
LSU	36/42	46/45	82-87	(5)	32-73/32-63	.438/.508	9-20/7-18	.450/.389	9-13/16-26	.692/.615	42/37 +5	8/15	13/11	4/11	6/11	19/12
Missouri	42/32	42/47	84-79	+5	30-56/27-51	.536/.529	8-14/6-17	.571/.353	16-24/19-29	.667/.655	29/29 -	11/9	7/8	4/3	5/2	23/18
OLE MISS	35/34	45/30	80-64	+16	26-51/25-65	.510/.385	2-13/6-21	.154/.286	26-36/8-10	.722/.800	41/26 +15	10/9	10/8	12/5	3/2	13/22
Mississippi State	32/23	37/36	69-59	+10	27-60/18-47	.450/.383	3-18/1-8	.167/.125	12-18/22-28	.667/.786	38/33 +5	12/7	9/13	5/1	7/3	21/18
Auburn	28/22	36/34	64-56	+8	17-55/18-55	.309/.327	5-12/2-16	.417/.125	25-40/18-24	.625/.750	49/36 +13	7/2	9/8	3/7	6/3	18/29
FLORIDA	31/28	28/41	59-69	(10)	20-42/22-50	.476/.440	5-12/3-13	.417/.231	14-23/22-28	.609/.786	31/28 +3	11/9	13/5	3/1	2/7	17/16
Ole Miss	42/25	42/45	84-70	+14	25-48/24-62	.521/.387	7-19/9-27	.368/.333	27-30/13-15	.900/.867	39/23 +16	16/11	19/13	4/0	5/8	17/21
LSU	35/32	30/33	77-76	+1	28-67/27-67	.418/.403	1-9/7-17	.111/.412	20-27/15-20	.741/.750	43/40 +3	5/12	10/13	8/3	4/5	15/20
ARKANSAS	30/37	30/23	67-71	(4)	26-76/24-58	.342/.414	3-11/7-19	.273/.368	12-22/16-16	.545/1000	47/38 +9	7/12	18/20	4/8	9/9	17/24
South Carolina	28/31	39/41	67-72	(5)	14-52/21-53	.269/.396	6-17/5-13	.353/.385	33-42/25-33	.786/.758	46/28 +18	10/11	10/6	4/6	3/6	29/26
ALABAMA	25/28	30/20	55-48	+7	16-49/19-50	.327/.380	5-28/3-13	.179/.231	18-24/7-11	.750/.636	41/27 +14	9/7	12/8	7/1	4/2	11/19
Florida	28/49	37/35	65-84	(19)	23-51/28-47	.451/.596	4-10/9-15	.400/.600	15-25/19-29	.600/.655	27/32 (5)	10/20	14/10	1/4	7/6	22/19
LSU	42/32	43/35	85-67	+18	26-55/24-59	.473/.407	7-17/7-19	.412/.368	26-41/12-24	.634/.500	48/32 +16	15/13	9/12	11/3	7/4	21/26
Georgia	36/32	34/26	70-58	+12	26-51/17-38	.510/.447	9-16/3-13	.563/.231	9-18/21-30	.500/.700	36/21 +15	12/6	10/7	2/2	2/8	22/16
Florida	30/40	30/21	60-61	(1)	18-51/23-53	.353/.434	3-11/8-19	.273/.421	21-26/7-17	.808/.412	36/38 (2)	9/12	12/13	8/3	4/9	19/22
Kansas State	29/23	27/26	56-49	+7	19-50/19-53	.380/.358	4-15/5-21	.267/.238	14-21/6-12	.667/.500	40/28 +12	8/8	15/10	7/3	4/7	11/20
Wichita State	31/37	47/39	78-76	+2	27-50/27-49	.540/.551	8-18/10-21	.444/.476	16-22/12-18	.727/.667	32/23 +9	11/14	11/9	3/3	6/6	15/21
Louisville	31/34	43/35	74-69	+5	24-55/26-53	.436/.491	4-14/4-15	.286/.267	22-27/13-23	.815/.565	37/29 +8	8/11	12/10	2/3	5/6	19/24
Michigan	37/37	38/35	75-72	+3	31-58/27-57	.534/.474	7-11/7-18	.636/.389	6-11/11-14	.545/.786	35/24 +11	8/11	11/7	6/1	2/4	14/14
WISCONSIN	36/40	38/33	74-73	+1	29-58/23-50	.500/.460	2-5/8-20	.400/.400	14-21/19-20	.667/.950	32/27 +5	9/11	4/8	1/3	4/4	17/18

Note: Game totals are displayed in the format TEAM/OPPONENT for each category

2013-14 UK Basketball
Kentucky Team Game-by-Game Comparison (as of Apr 06, 2014)
All games -- 1st half only

Opponent	1st	2nd	Score	Mar	Total FG	FG Pct	3-Pointers	3FG Pct	Free Throws	FT Pct	Rebounds	Assist	T/Over	Block	Steal	Fouls
UNC ASHEVILLE	41/31	48/26	89-57	+32	11-29/12-29	.379/.414	2-6/2-7	.333/.286	17-31/5-11	.548/.455	24/19 +5	4/5	4/10	4/1	3/1	12/19
NORTHERN KENTUCKY	48/22	45/41	93-63	+30	18-33/9-31	.545/.290	5-13/3-18	.385/.167	7-12/1-3	.583/.333	29/12 +17	9/3	4/4	2/0	0/1	4/8
Michigan State	32/44	42/34	74-78	(4)	11-27/18-31	.407/.581	4-11/3-6	.364/.500	6-10/5-5	.600/1000	16/16 -	4/10	9/5	2/1	1/7	7/11
ROBERT MORRIS	44/20	43/29	87-49	+38	13-30/6-30	.433/.200	4-12/2-7	.333/.286	14-16/6-10	.875/.600	29/14 +15	8/3	10/9	5/0	6/3	9/13
TEXAS-ARLINGTON	42/33	63/43	105-76	+29	16-34/13-32	.471/.406	3-9/4-8	.333/.500	7-9/3-4	.778/.750	17/21 (4)	8/6	4/10	5/0	4/2	7/10
CLEVELAND STATE	27/31	41/30	68-61	+7	7-26/11-32	.269/.344	0-6/1-6	.000/.167	13-18/8-9	.722/.889	22/20 +2	3/5	7/5	6/1	1/5	8/13
EASTERN MICHIGAN	35/32	46/31	81-63	+18	10-23/12-31	.435/.387	1-8/2-8	.125/.250	14-21/6-9	.667/.667	21/16 +5	4/5	11/7	4/2	1/6	9/18
Providence	39/35	40/30	79-65	+14	16-26/11-33	.615/.333	4-5/6-8	.800/.750	3-6/7-11	.500/.636	20/16 +4	7/6	7/1	6/3	0/3	8/7
Baylor	38/35	24/32	62-67	(5)	14-30/15-29	.467/.517	6-10/2-7	.600/.286	4-10/3-5	.400/.600	15/18 (3)	12/8	3/7	3/4	0/1	5/6
BOISE STATE	41/31	29/24	70-55	+15	17-31/14-34	.548/.412	4-13/3-9	.308/.333	3-7/0-0	.429/.000	23/12 +11	5/4	9/5	5/0	2/4	4/6
North Carolina	30/33	47/49	77-82	(5)	10-25/10-26	.400/.385	1-5/1-3	.200/.333	9-17/12-21	.529/.571	25/14 +11	4/5	10/4	5/3	3/6	15/11
BELMONT	41/43	52/37	93-80	+13	16-33/17-36	.485/.472	2-10/7-18	.200/.389	7-12/2-2	.583/1000	22/19 +3	7/11	4/3	2/1	0/3	7/13
LOUISVILLE	41/36	32/30	73-66	+7	15-35/14-30	.429/.467	2-9/4-14	.222/.286	9-16/4-5	.563/.800	25/14 +11	3/5	7/6	2/2	2/3	7/12
MISSISSIPPI STATE	37/40	48/23	85-63	+22	13-35/15-34	.371/.441	2-14/2-6	.143/.333	9-14/8-8	.643/1000	25/17 +8	6/6	8/7	5/0	2/5	8/10
Vanderbilt	30/22	41/40	71-62	+9	10-28/10-26	.357/.385	3-10/2-10	.300/.200	7-8/0-4	.875/.000	23/15 +8	4/8	6/7	1/2	3/0	8/5
Arkansas	41/43	33/31	85-87	(2)	13-19/13-36	.684/.361	2-4/4-11	.500/.364	13-22/13-16	.591/.813	21/13 +8	6/6	10/2	3/0	1/7	13/15
TENNESSEE	34/32	40/34	74-66	+8	11-26/14-33	.423/.424	5-12/1-7	.417/.143	7-7/3-4	1000/.750	10/23 (13)	7/6	5/7	3/1	3/2	6/8
TEXAS A&M	34/27	34/24	68-51	+17	11-27/11-26	.407/.423	5-15/1-4	.333/.250	7-12/4-7	.583/.571	19/14 +5	8/4	8/9	4/2	4/3	8/12
GEORGIA	34/22	45/32	79-54	+25	12-25/7-24	.480/.292	3-8/2-4	.375/.500	7-8/6-9	.875/.667	14/17 (3)	7/3	6/10	6/1	6/3	8/7
LSU	36/42	46/45	82-87	(5)	15-36/16-32	.417/.500	2-7/5-13	.286/.385	4-6/5-6	.667/.833	22/16 +6	3/7	8/6	2/5	4/7	4/6
Missouri	42/32	42/47	84-79	+5	16-29/9-19	.552/.474	4-9/3-8	.444/.375	6-10/11-14	.600/.786	15/12 +3	6/4	3/7	2/0	5/0	11/9
OLE MISS	35/34	45/30	80-64	+16	11-26/15-37	.423/.405	2-10/3-11	.200/.273	11-18/1-2	.611/.500	22/17 +5	7/4	5/3	4/4	1/0	6/11
Mississippi State	32/23	37/36	69-59	+10	13-31/7-25	.419/.280	2-11/0-3	.182/.000	4-6/9-10	.667/.900	22/17 +5	5/1	5/6	3/1	3/1	8/8
Auburn	28/22	36/34	64-56	+8	9-30/8-26	.300/.308	3-8/1-6	.375/.167	7-13/5-5	.538/1000	22/19 +3	5/1	3/6	2/4	4/0	6/10
FLORIDA	31/28	28/41	59-69	(10)	11-22/10-30	.500/.333	2-5/1-9	.400/.111	7-11/7-11	.636/.636	17/18 (1)	7/4	6/2	2/1	0/4	6/7
Ole Miss	42/25	42/45	84-70	+14	17-29/8-26	.586/.308	6-13/3-10	.462/.300	2-2/6-7	1000/.857	21/9 +12	12/3	10/7	2/0	3/3	8/4
LSU	35/32	30/33	77-76	+1	13-29/12-32	.448/.375	1-5/4-12	.200/.333	8-12/4-5	.667/.800	19/19 -	3/7	4/6	4/1	2/2	4/10
ARKANSAS	30/37	30/23	67-71	(4)	13-37/13-27	.351/.481	0-3/3-7	.000/.429	4-5/8-8	.800/1000	23/14 +9	3/6	11/8	2/3	3/6	7/9
South Carolina	28/31	39/41	67-72	(5)	5-29/10-28	.172/.357	1-6/4-8	.167/.500	17-23/7-10	.739/.700	30/15 +15	3/7	4/1	2/5	0/2	11/14
ALABAMA	25/28	30/20	55-48	+7	6-25/11-26	.240/.423	2-14/3-8	.143/.375	11-15/3-5	.733/.600	22/14 +8	2/5	4/2	4/1	0/0	5/10
Florida	28/49	37/35	65-84	(19)	8-23/16-26	.348/.615	3-6/7-12	.500/.583	9-15/10-14	.600/.714	11/19 (8)	6/14	11/7	0/3	6/4	11/11
LSU	42/32	43/35	85-67	+18	16-34/12-27	.471/.444	4-10/4-10	.400/.400	6-15/4-10	.400/.400	25/17 +8	7/6	3/8	5/2	4/2	9/11
Georgia	36/32	34/26	70-58	+12	12-27/9-20	.444/.450	5-8/2-10	.625/.200	7-14/12-18	.500/.667	22/13 +9	6/2	4/3	0/1	1/3	14/10
Florida	30/40	30/21	60-61	(1)	10-29/14-30	.345/.467	0-5/6-13	.000/.462	10-14/6-13	.714/.462	19/23 (4)	4/7	7/5	5/1	2/5	11/13
Kansas State	29/23	27/26	56-49	+7	9-27/10-27	.333/.370	4-11/0-7	.364/.000	7-9/3-6	.778/.500	22/16 +6	5/3	9/5	6/2	2/4	5/8
Wichita State	31/37	47/39	78-76	+2	13-24/13-24	.542/.542	4-10/3-8	.400/.375	1-3/8-9	.333/.889	14/11 +3	6/8	8/4	2/1	3/4	8/8
Louisville	31/34	43/35	74-69	+5	10-30/13-26	.333/.500	3-11/2-8	.273/.250	8-11/6-15	.727/.400	22/19 +3	4/7	7/5	1/0	3/4	11/11
Michigan	37/37	38/35	75-72	+3	15-27/14-28	.556/.500	2-3/3-8	.667/.375	5-9/6-9	.556/.667	17/12 +5	2/3	6/4	3/0	1/2	8/8
WISCONSIN	36/40	38/33	74-73	+1	14-26/11-27	.538/.407	1-3/4-11	.333/.364	7-11/14-14	.636/1000	17/12 +5	3/6	4/2	0/1	1/4	11/9

Note: Game totals are displayed in the format TEAM/OPPONENT for each category

2013-14 UK Basketball
Kentucky Team Game-by-Game Comparison (as of Apr 06, 2014)
All games -- 2nd half only

Opponent	1st	2nd	Score	Mar	Total FG	FG Pct	3-Pointers	3FG Pct	Free Throws	FT Pct	Rebounds	Assist	T/Over	Block	Steal	Fouls
UNC ASHEVILLE	41/31	48/26	89-57	+32	17-31/10-28	.548/.357	1-5/1-6	.200/.167	13-17/5-10	.765/.500	25/12 +13	8/4	3/5	2/2	5/0	8/13
NORTHERN KENTUCKY	48/22	45/41	93-63	+30	12-22/12-33	.545/.364	2-9/6-17	.222/.353	19-26/11-12	.731/.917	22/11 +11	3/4	8/3	3/0	3/1	10/17
Michigan State	32/44	42/34	74-78	(4)	14-28/12-32	.500/.375	0-9/2-6	.000/.333	14-26/8-12	.538/.667	28/16 +12	4/7	8/2	4/2	0/6	12/16
ROBERT MORRIS	44/20	43/29	87-49	+38	15-27/10-39	.556/.256	3-7/4-16	.429/.250	10-18/5-10	.556/.500	27/19 +8	12/3	5/5	6/1	3/1	10/13
TEXAS-ARLINGTON	42/33	63/43	105-76	+29	19-35/13-31	.543/.419	5-10/4-11	.500/.364	20-30/13-18	.667/.722	29/13 +16	10/3	4/6	3/0	3/1	14/19
CLEVELAND STATE	27/31	41/30	68-61	+7	12-27/10-27	.444/.370	3-8/4-9	.375/.444	14-17/6-6	.824/1000	20/15 +5	7/5	4/6	1/0	1/2	9/15
EASTERN MICHIGAN	35/32	46/31	81-63	+18	15-35/12-35	.429/.343	2-8/2-11	.250/.182	14-19/5-8	.737/.625	31/17 +14	7/4	9/6	5/2	2/3	8/13
Providence	39/35	40/30	79-65	+14	11-16/8-28	.688/.286	2-3/4-11	.667/.364	16-19/10-12	.842/.833	15/14 +1	5/2	7/5	5/0	3/2	14/15
Baylor	38/35	24/32	62-67	(5)	7-20/11-26	.350/.423	2-7/0-4	.286/.000	8-13/10-17	.615/.588	10/23 (13)	7/6	6/6	2/2	0/3	11/12
BOISE STATE	41/31	29/24	70-55	+15	10-20/8-35	.500/.229	0-4/2-8	.000/.250	9-11/6-6	.818/1000	20/15 +5	2/1	10/3	5/1	2/4	8/11
North Carolina	30/33	47/49	77-82	(5)	12-29/17-30	.414/.567	3-7/1-4	.429/.250	20-26/14-24	.769/.583	19/18 +1	5/5	7/5	2/3	4/4	16/15
BELMONT	41/43	52/37	93-80	+13	16-25/13-28	.640/.464	1-4/4-12	.250/.333	19-24/7-11	.792/.636	20/6 +14	7/8	3/4	2/0	2/2	10/16
LOUISVILLE	41/36	32/30	73-66	+7	12-27/9-28	.444/.321	1-5/2-12	.200/.167	7-14/10-17	.500/.588	19/22 (3)	5/3	4/7	2/3	1/3	12/13
MISSISSIPPI STATE	37/40	48/23	85-63	+22	17-26/8-23	.654/.348	2-6/1-5	.333/.200	12-19/6-10	.632/.600	19/11 +8	12/6	4/8	2/0	3/3	11/12
Vanderbilt	30/22	41/40	71-62	+9	16-33/15-24	.485/.625	3-12/4-10	.250/.400	6-14/6-6	.429/1000	18/13 +5	7/10	4/9	1/2	4/3	4/11
Arkansas	41/43	33/31	85-87	(2)	11-30/10-26	.367/.385	2-5/2-8	.400/.250	9-14/9-17	.643/.529	25/16 +9	4/6	4/4	5/5	2/2	14/12
TENNESSEE	34/32	40/34	74-66	+8	11-24/10-25	.458/.400	2-4/1-6	.500/.167	16-17/13-19	.941/.684	14/16 (2)	4/4	3/5	1/0	3/2	11/12
TEXAS A&M	34/27	34/24	68-51	+17	11-23/8-25	.478/.320	1-6/1-4	.167/.250	11-15/7-14	.733/.500	23/10 +13	4/2	7/2	3/0	2/3	12/11
GEORGIA	34/22	45/32	79-54	+25	17-33/9-25	.515/.360	2-4/2-4	.500/.500	9-12/12-19	.750/.632	18/18 -	9/6	5/10	5/1	3/0	11/10
LSU	36/42	46/45	82-87	(5)	17-37/16-31	.459/.516	7-13/2-5	.538/.400	5-7/11-20	.714/.550	20/21 (1)	5/8	5/5	2/6	2/4	15/6
Missouri	42/32	42/47	84-79	+5	14-27/18-32	.519/.563	4-5/3-9	.800/.333	10-14/8-15	.714/.533	14/17 (3)	5/5	4/1	2/3	0/2	12/9
OLE MISS	35/34	45/30	80-64	+16	15-25/10-28	.600/.357	0-3/3-10	.000/.300	15-18/7-8	.833/.875	19/9 +10	3/5	5/5	8/1	2/2	7/11
Mississippi State	32/23	37/36	69-59	+10	14-29/11-22	.483/.500	1-7/1-5	.143/.200	8-12/13-18	.667/.722	16/16 -	7/6	4/7	2/0	4/2	13/10
Auburn	28/22	36/34	64-56	+8	8-25/10-29	.320/.345	2-4/1-10	.500/.100	18-27/13-19	.667/.684	27/17 +10	2/1	6/2	1/3	2/3	12/19
FLORIDA	31/28	28/41	59-69	(10)	9-20/12-20	.450/.600	3-7/2-4	.429/.500	7-12/15-17	.583/.882	14/10 +4	4/5	7/3	1/0	2/3	11/9
Ole Miss	42/25	42/45	84-70	+14	8-19/16-36	.421/.444	1-6/6-17	.167/.353	25-28/7-8	.893/.875	18/14 +4	4/8	9/6	2/0	2/5	9/17
LSU	35/32	30/33	77-76	+1	11-29/10-29	.379/.345	0-4/2-4	.000/.500	8-11/11-14	.727/.786	19/19 -	2/3	6/5	3/1	1/3	10/8
ARKANSAS	30/37	30/23	67-71	(4)	11-31/9-25	.355/.360	2-5/3-9	.400/.333	6-14/2-2	.429/1000	20/17 +3	3/5	4/10	2/3	5/0	7/13
South Carolina	28/31	39/41	67-72	(5)	9-23/11-25	.391/.440	5-11/1-5	.455/.200	16-19/18-23	.842/.783	16/13 +3	7/4	6/5	2/1	3/4	18/12
ALABAMA	25/28	30/20	55-48	+7	10-24/8-24	.417/.333	3-14/0-5	.214/.000	7-9/4-6	.778/.667	19/13 +6	7/2	8/6	3/0	4/2	6/9
Florida	28/49	37/35	65-84	(19)	15-28/12-21	.536/.571	1-4/2-3	.250/.667	6-10/9-15	.600/.600	16/13 +3	4/6	3/3	1/1	1/2	11/8
LSU	42/32	43/35	85-67	+18	10-21/12-32	.476/.375	3-7/3-9	.429/.333	20-26/8-14	.769/.571	23/15 +8	8/7	6/4	6/1	3/2	12/15
Georgia	36/32	34/26	70-58	+12	14-24/8-18	.583/.444	4-8/1-3	.500/.333	2-4/9-12	.500/.750	14/8 +6	6/4	6/4	2/1	1/5	8/6
Florida	30/40	30/21	60-61	(1)	8-22/9-23	.364/.391	3-6/2-6	.500/.333	11-12/1-4	.917/.250	17/15 +2	5/5	5/8	3/2	2/4	8/9
Kansas State	29/23	27/26	56-49	+7	10-23/9-26	.435/.346	0-4/5-14	.000/.357	7-12/3-6	.583/.500	18/12 +6	3/5	6/5	1/1	2/3	6/12
Wichita State	31/37	47/39	78-76	+2	14-26/14-25	.538/.560	4-8/7-13	.500/.538	15-19/4-9	.789/.444	18/12 +6	5/6	3/5	1/2	3/2	7/13
Louisville	31/34	43/35	74-69	+5	14-25/13-27	.560/.481	1-3/2-7	.333/.286	14-16/7-8	.875/.875	15/10 +5	4/4	5/5	1/3	2/2	8/13
Michigan	37/37	38/35	75-72	+3	16-31/13-29	.516/.448	5-8/4-10	.625/.400	1-2/5-5	.500/1000	18/12 +6	6/8	5/3	3/1	1/2	6/6
WISCONSIN	36/40	38/33	74-73	+1	15-32/12-23	.469/.522	1-2/4-9	.500/.444	7-10/5-6	.700/.833	15/15 -	6/5	0/6	1/2	3/0	6/9

Note: Game totals are displayed in the format TEAM/OPPONENT for each category

2013-14 UK Basketball
Kentucky Individual Game-by-Game (as of Apr 06, 2014)
All games

#00 Lee, Marcus

Opponent	Date	gs	min	Total		3-Pointers		Free throws		Rebounds				pf	a	t/o	blk	stl	pts	avg
				fg-fga	pct	3fg-fga	pct	ft-fa	pct	off	def	tot	avg							
UNC ASHEVILLE	11/08/13		15	7-8	.875	0-0	.000	3-7	.429	1	0	1	1.0	1	0	0	0	0	17	17.0
NORTHERN KENTUCKY	11/10/13		14	1-2	.500	0-0	.000	1-2	.500	3	3	6	3.5	0	0	1	2	0	3	10.0
vs Michigan State	11/12/13		1	0-0	.000	0-0	.000	0-0	.000	0	1	1	2.7	0	0	0	0	0	0	6.7
ROBERT MORRIS	11/17/13	*	10	1-1	1.000	0-0	.000	0-0	.000	2	1	3	2.8	2	1	0	2	0	2	5.5
TEXAS-ARLINGTON	11/19/13	*	12	4-5	.800	0-0	.000	2-2	1.000	2	0	2	2.6	2	0	0	3	0	10	6.4
CLEVELAND STATE	11/25/13	*	4	1-2	.500	0-0	.000	0-0	.000	0	1	1	2.3	1	0	0	1	0	2	5.7
EASTERN MICHIGAN	11/27/13	*	8	1-3	.333	0-0	.000	0-0	.000	1	2	3	2.4	0	0	0	1	0	2	5.1
vs Providence	12/01/13		0	0-0	.000	0-0	.000	0-0	.000	0	0	0	2.1	0	0	0	0	0	0	4.5
vs Baylor	12/06/13		4	0-0	.000	0-0	.000	0-1	.000	0	2	2	2.1	2	0	0	0	0	0	4.0
BELMONT	12/21/13		10	0-1	.000	0-0	.000	0-0	.000	1	1	2	2.1	0	0	1	0	0	0	3.6
MISSISSIPPI STATE	01/08/14		5	1-2	.500	0-0	.000	0-0	.000	0	0	0	1.9	0	1	0	1	0	2	3.5
at Arkansas	01/14/14		10	0-0	.000	0-0	.000	1-4	.250	0	1	1	1.8	2	0	0	0	0	1	3.3
TEXAS A&M	01/21/14		3	0-0	.000	0-0	.000	0-0	.000	0	0	0	1.7	0	0	0	0	0	0	3.0
GEORGIA	01/25/14		3	1-2	.500	0-0	.000	0-0	.000	1	0	1	1.6	0	0	0	0	0	2	2.9
at Missouri	02/01/14		9	1-1	1.000	0-0	.000	0-0	.000	0	1	1	1.6	1	0	0	1	0	2	2.9
OLE MISS	02/04/14		1	0-0	.000	0-0	.000	0-0	.000	0	0	0	1.5	0	0	0	0	0	0	2.7
LSU	2/22/14		2	1-1	1.000	0-0	.000	0-0	.000	1	0	1	1.5	1	0	0	0	0	2	2.6
ARKANSAS	02/27/14		4	0-2	.000	0-0	.000	0-0	.000	1	0	1	1.4	1	0	1	0	0	0	2.5
at South Carolina	03/01/14		2	0-0	.000	0-0	.000	0-0	.000	0	0	0	1.4	0	0	0	0	0	0	2.4
vs Georgia	03/15/14		6	0-2	.000	0-0	.000	0-0	.000	1	0	1	1.4	2	0	0	0	0	0	2.3
vs Florida	03/16/14		2	0-0	.000	0-0	.000	0-0	.000	0	0	0	1.3	1	0	1	0	0	0	2.1
vs Louisville	03/28/14		1	0-0	.000	0-0	.000	0-0	.000	0	0	0	1.2	1	0	0	0	0	0	2.0
vs Michigan	03/30/14		15	5-7	.714	0-0	.000	0-0	.000	7	1	8	1.5	0	0	0	2	0	10	2.4
vs WISCONSIN	04/05/14		10	2-3	.667	0-0	.000	0-0	.000	0	1	1	1.5	1	0	0	1	0	4	2.5
Totals		4	151	26-42	.619	0-0	.000	7-16	.438	21	15	36	1.5	18	2	4	14	0	59	2.5

Games played: 24
Minutes/game: 6.3
Points/game: 2.5
FG Pct: 61.9
FT Pct: 43.8

Rebounds/game: 1.5
Assists/game: 0.1
Turnovers/game: 0.2
Assist/turnover ratio: 0.5
Blocks/game: 0.6

2013-14 UK Basketball
Kentucky Individual Game-by-Game (as of Apr 06, 2014)
All games

#01 Young, James

Opponent	Date	gs	min	Total		3-Pointers		Free throws		Rebounds				pf	a	t/o	blk	stl	pts	avg	
				fg-fga	pct	3fg-fga	pct	ft-fa	pct	off	def	tot	avg								
UNC ASHEVILLE	11/08/13	*	29	3-10	.300	2-5	.400	3-6	.500	2	2	4	4.0	2	1	1	1	0	11	11.0	
NORTHERN KENTUCKY	11/10/13	*	27	2-8	.250	1-6	.167	0-0	.000	0	1	1	2.5	0	1	2	0	0	5	8.0	
vs Michigan State	11/12/13	*	34	7-16	.438	3-11	.273	2-5	.400	2	2	4	3.0	0	2	1	0	1	19	11.7	
ROBERT MORRIS	11/17/13	*	24	4-11	.364	1-6	.167	1-2	.500	0	3	3	3.0	2	2	3	0	2	10	11.3	
TEXAS-ARLINGTON	11/19/13	*	29	8-14	.571	5-10	.500	5-7	.714	1	1	2	2.8	3	3	0	0	2	26	14.2	
CLEVELAND STATE	11/25/13	*	39	3-11	.273	1-4	.250	2-2	1.000	2	3	5	3.2	1	3	3	1	0	9	13.3	
EASTERN MICHIGAN	11/27/13	*	37	1-8	.125	0-6	.000	4-5	.800	1	5	6	3.6	2	4	5	0	1	6	12.3	
vs Providence	12/01/13	*	33	5-7	.714	3-4	.750	5-6	.833	0	3	3	3.5	4	1	2	0	1	18	13.0	
vs Baylor	12/06/13	*	38	5-11	.455	4-7	.571	0-2	.000	0	2	2	3.3	0	1	2	0	0	14	13.1	
BOISE STATE	12/10/13	*	31	7-15	.467	4-11	.364	3-4	.750	1	8	9	3.9	0	0	5	0	0	21	13.9	
at North Carolina	12/14/13	*	29	3-10	.300	2-6	.333	8-10	.800	1	4	5	4.0	5	1	1	0	2	16	14.1	
BELMONT	12/21/13	*	20	2-5	.400	0-2	.000	2-2	1.000	1	0	1	3.8	2	1	0	0	0	6	13.4	
LOUISVILLE	12/28/13	*	36	5-17	.294	3-8	.375	5-9	.556	4	6	10	4.2	2	4	2	1	1	18	13.8	
MISSISSIPPI STATE	01/08/14	*	35	8-18	.444	3-10	.300	7-9	.778	5	5	10	4.6	2	5	2	1	2	26	14.6	
at Vanderbilt	01/11/14	*	26	2-10	.200	1-7	.143	1-2	.500	1	1	2	4.5	2	4	2	0	0	6	14.1	
at Arkansas	01/14/14	*	40	8-17	.471	2-6	.333	5-8	.625	2	4	6	4.6	3	2	3	0	2	23	14.6	
TENNESSEE	01/18/14	*	36	3-9	.333	2-5	.400	0-0	.000	0	1	1	4.4	2	0	1	0	0	8	14.2	
TEXAS A&M	01/21/14	*	36	6-11	.545	2-6	.333	1-2	.500	2	5	7	4.5	2	2	1	0	2	15	14.3	
GEORGIA	01/25/14	*	32	5-10	.500	3-7	.429	0-0	.000	0	2	2	4.4	2	1	1	0	1	13	14.2	
at LSU	01/28/14	*	38	9-18	.500	5-12	.417	0-0	.000	0	7	7	4.5	2	2	0	1	1	23	14.7	
at Missouri	02/01/14	*	38	8-14	.571	4-7	.571	0-1	.000	0	2	2	4.4	2	2	1	0	0	20	14.9	
OLE MISS	02/04/14	*	34	2-8	.250	0-5	.000	6-10	.600	2	1	3	4.3	2	1	1	0	1	10	14.7	
at Mississippi State	02/08/14	*	20	3-8	.375	1-4	.250	4-4	1.000	1	0	1	4.2	4	0	0	0	1	11	14.5	
at Auburn	02/12/14	*	31	1-10	.100	1-5	.200	1-2	.500	3	3	6	4.3	2	1	0	0	1	4	14.1	
FLORIDA	02/15/14	*	36	7-10	.700	3-5	.600	2-4	.500	1	4	5	4.3	2	1	5	0	0	19	14.3	
at Ole Miss	02/18/14	*	35	6-12	.500	2-7	.286	2-2	1.000	1	5	6	4.3	1	5	5	0	0	16	14.3	
LSU	2/22/14	*	41	7-17	.412	1-4	.250	5-9	.556	0	4	4	4.3	1	0	0	0	1	20	14.6	
ARKANSAS	02/27/14	*	29	4-12	.333	1-4	.250	2-4	.500	0	1	1	4.2	2	3	4	0	1	11	14.4	
at South Carolina	03/01/14	*	32	4-12	.333	3-5	.600	8-10	.800	0	2	2	4.1	3	3	5	1	1	19	14.6	
ALABAMA	03/04/14		27	1-11	.091	1-10	.100	6-7	.857	0	5	5	4.2	1	1	0	0	1	9	14.4	
at Florida	03/08/14	*	35	3-6	.500	3-4	.750	5-7	.714	0	3	3	4.1	3	0	2	0	1	14	14.4	
vs LSU	03/14/14	*	37	6-17	.353	3-9	.333	6-8	.750	0	6	6	4.2	2	4	2	0	2	21	14.6	
vs Georgia	03/15/14	*	22	6-8	.750	2-4	.500	0-0	.000	1	2	3	4.2	3	0	1	0	0	14	14.6	
vs Florida	03/16/14	*	30	3-8	.375	1-2	.500	6-7	.857	0	4	4	4.1	4	2	2	0	0	13	14.5	
vs Kansas State	03/21/14	*	33	3-13	.231	0-3	.000	1-1	1.000	3	2	5	4.2	2	1	3	0	0	7	14.3	
vs Wichita State	03/23/14	*	37	5-9	.556	3-5	.600	0-0	.000	0	8	8	4.3	2	0	1	0	0	13	14.3	
vs Louisville	03/28/14	*	22	3-8	.375	0-2	.000	3-4	.750	0	1	1	4.2	5	0	2	1	0	9	14.1	
vs Michigan	03/30/14	*	36	5-7	.714	3-4	.750	0-0	.000	1	3	4	4.2	1	1	0	1	0	13	14.1	
vs WISCONSIN	04/05/14	*	37	5-11	.455	1-2	.500	6-7	.857	1	4	5	4.2	3	2	1	0	2	17	14.2	
Totals			38	1261	178-437	.407	80-230	.348	117-168	.696	39	125	164	4.2	83	67	72	8	30	553	14.2

Games played: 39
Minutes/game: 32.3
Points/game: 14.2
FG Pct: 40.7
3FG Pct: 34.8
FT Pct: 69.6

Rebounds/game: 4.2
Assists/game: 1.7
Turnovers/game: 1.8
Assist/turnover ratio: 0.9
Steals/game: 0.8
Blocks/game: 0.2

2013-14 UK Basketball
Kentucky Individual Game-by-Game (as of Apr 06, 2014)
All games

#02 Harrison, Aaron

Opponent	Date	gs	min	Total		3-Pointers		Free throws		Rebounds				pf	a	t/o	blk	stl	pts	avg	
				fg-fga	pct	3fg-fga	pct	ft-fa	pct	off	def	tot	avg								
UNC ASHEVILLE	11/08/13	*	32	3-8	.375	1-3	.333	3-6	.500	0	5	5	5.0	2	0	2	1	4	10	10.0	
NORTHERN KENTUCKY	11/10/13	*	23	6-10	.600	1-5	.200	3-4	.750	1	0	1	3.0	3	1	0	1	1	16	13.0	
vs Michigan State	11/12/13	*	18	1-7	.143	0-5	.000	1-2	.500	0	1	1	2.3	2	2	2	1	0	3	9.7	
ROBERT MORRIS	11/17/13	*	27	7-12	.583	4-7	.571	10-10	1.000	1	3	4	2.8	1	3	2	1	2	28	14.3	
TEXAS-ARLINGTON	11/19/13	*	29	2-11	.182	0-5	.000	1-2	.500	0	2	2	2.6	1	2	3	0	0	5	12.4	
CLEVELAND STATE	11/25/13	*	32	3-8	.375	1-3	.333	4-6	.667	1	0	1	2.3	3	0	0	0	0	11	12.2	
EASTERN MICHIGAN	11/27/13	*	37	5-12	.417	3-7	.429	9-11	.818	0	7	7	3.0	3	2	0	0	0	22	13.6	
vs Providence	12/01/13	*	38	7-9	.778	1-2	.500	0-1	.000	1	2	3	3.0	3	4	2	0	0	15	13.8	
vs Baylor	12/06/13	*	35	4-9	.444	3-5	.600	4-4	1.000	0	2	2	2.9	4	6	3	0	0	15	13.9	
BOISE STATE	12/10/13	*	38	6-12	.500	0-4	.000	1-1	1.000	0	4	4	3.0	0	1	3	0	3	13	13.8	
at North Carolina	12/14/13	*	24	8-12	.667	1-1	1.000	3-3	1.000	2	1	3	3.0	2	0	1	0	2	20	14.4	
BELMONT	12/21/13	*	27	7-16	.438	1-5	.200	8-11	.727	1	5	6	3.3	3	7	1	1	1	23	15.1	
LOUISVILLE	12/28/13	*	30	5-12	.417	0-3	.000	0-0	.000	0	4	4	3.3	2	1	4	0	0	10	14.7	
MISSISSIPPI STATE	01/08/14	*	23	1-5	.200	0-3	.000	3-5	.600	0	2	2	3.2	4	3	3	0	2	5	14.0	
at Vanderbilt	01/11/14	*	31	4-9	.444	1-5	.200	5-6	.833	0	4	4	3.3	0	2	1	0	2	14	14.0	
at Arkansas	01/14/14	*	24	5-8	.625	2-3	.667	4-5	.800	1	0	1	3.1	4	1	2	1	0	16	14.1	
TENNESSEE	01/18/14	*	26	3-7	.429	2-4	.500	6-7	.857	0	4	4	3.2	4	1	2	0	2	14	14.1	
TEXAS A&M	01/21/14	*	27	1-5	.200	1-3	.333	3-4	.750	0	1	1	3.1	4	2	1	0	2	6	13.7	
GEORGIA	01/25/14	*	30	6-10	.600	0-2	.000	3-3	1.000	0	0	0	2.9	2	3	0	1	1	15	13.7	
at LSU	01/28/14	*	30	5-13	.385	3-5	.600	1-2	.500	2	4	6	3.1	1	1	4	0	0	14	13.8	
at Missouri	02/01/14	*	36	6-10	.600	1-3	.333	8-8	1.000	0	2	2	3.0	0	1	0	0	0	21	14.1	
OLE MISS	02/04/14	*	34	5-10	.500	2-5	.400	4-4	1.000	2	4	6	3.1	1	2	2	0	1	16	14.2	
at Mississippi State	02/08/14	*	36	4-15	.267	1-6	.167	0-1	.000	1	5	6	3.3	0	6	2	1	2	9	14.0	
at Auburn	02/12/14	*	33	2-8	.250	1-3	.333	5-6	.833	0	1	1	3.2	5	1	2	0	2	10	13.8	
FLORIDA	02/15/14	*	35	1-7	.143	1-2	.500	0-2	.000	0	1	1	3.1	1	2	1	0	1	3	13.4	
at Ole Miss	02/18/14	*	36	6-13	.462	1-4	.250	4-4	1.000	0	4	4	3.1	3	4	2	0	2	17	13.5	
LSU	2/22/14	*	43	7-15	.467	0-1	.000	7-7	1.000	0	4	4	3.1	1	1	1	0	2	21	13.8	
ARKANSAS	02/27/14	*	38	2-12	.167	2-5	.400	2-2	1.000	2	0	2	3.1	2	0	4	0	2	8	13.6	
at South Carolina	03/01/14	*	37	4-16	.250	2-6	.333	11-12	.917	3	3	6	3.2	5	0	0	0	0	21	13.8	
ALABAMA	03/04/14	*	34	2-8	.250	1-6	.167	2-2	1.000	3	3	6	3.3	1	3	1	2	1	7	13.6	
at Florida	03/08/14	*	32	3-7	.429	1-3	.333	3-4	.750	0	2	2	3.3	4	2	3	0	0	10	13.5	
vs LSU	03/14/14	*	33	5-9	.556	3-6	.500	1-5	.200	0	2	2	3.2	1	2	0	1	1	14	13.5	
vs Georgia	03/15/14	*	36	7-10	.700	4-7	.571	4-5	.800	0	1	1	3.2	2	2	0	0	0	22	13.8	
vs Florida	03/16/14	*	40	6-17	.353	2-7	.286	2-2	1.000	1	1	2	3.1	0	2	1	0	0	16	13.8	
vs Kansas State	03/21/14	*	37	6-10	.600	2-4	.500	4-6	.667	0	1	1	3.1	0	1	2	0	0	18	13.9	
vs Wichita State	03/23/14	*	39	6-13	.462	4-7	.571	3-4	.750	1	0	1	3.0	2	1	3	0	2	19	14.1	
vs Louisville	03/28/14	*	38	3-13	.231	3-7	.429	6-6	1.000	1	2	3	3.0	1	0	1	0	3	15	14.1	
vs Michigan	03/30/14	*	30	4-8	.500	4-6	.667	0-0	.000	0	0	0	2.9	4	0	1	0	0	12	14.1	
vs WISCONSIN	04/05/14	*	36	3-8	.375	1-1	1.000	1-2	.500	0	3	3	2.9	2	2	0	0	0	8	13.9	
Totals			39	1264	171-404	.423	61-169	.361	139-175	.794	24	90	114	2.9	83	74	62	11	41	542	13.9

Games played: 39
Minutes/game: 32.4
Points/game: 13.9
FG Pct: 42.3
3FG Pct: 36.1
FT Pct: 79.4

Rebounds/game: 2.9
Assists/game: 1.9
Turnovers/game: 1.6
Assist/turnover ratio: 1.2
Steals/game: 1.1
Blocks/game: 0.3

2013-14 UK Basketball
Kentucky Individual Game-by-Game (as of Apr 06, 2014)
All games

#03 Polson, Jarrod

Opponent	Date	gs	min	Total		3-Pointers		Free throws		Rebounds				pf	a	t/o	blk	stl	pts	avg
				fg-fga	pct	3fg-fga	pct	ft-fa	pct	off	def	tot	avg							
UNC ASHEVILLE	11/08/13	7		0-0	.000	0-0	.000	0-0	.000	0	0	0	0.0	0	0	0	0	0	0	0.0
NORTHERN KENTUCKY	11/10/13	6		0-0	.000	0-0	.000	0-0	.000	0	0	0	0.0	2	0	1	0	0	0	0.0
ROBERT MORRIS	11/17/13	4		0-0	.000	0-0	.000	0-0	.000	0	0	0	0.0	1	1	0	0	0	0	0.0
TEXAS-ARLINGTON	11/19/13	3		0-0	.000	0-0	.000	0-0	.000	0	0	0	0.0	0	1	0	0	0	0	0.0
EASTERN MICHIGAN	11/27/13	2		0-0	.000	0-0	.000	0-0	.000	0	0	0	0.0	0	0	0	0	0	0	0.0
BOISE STATE	12/10/13	1		0-0	.000	0-0	.000	0-0	.000	0	0	0	0.0	0	0	0	0	0	0	0.0
at North Carolina	12/14/13	2		0-0	.000	0-0	.000	0-0	.000	0	0	0	0.0	1	0	0	0	0	0	0.0
BELMONT	12/21/13	21		1-2	.500	1-1	1.000	0-0	.000	0	0	0	0.0	0	1	0	0	0	3	0.4
MISSISSIPPI STATE	01/08/14	2		0-0	.000	0-0	.000	0-0	.000	0	0	0	0.0	0	0	0	0	0	0	0.3
at Vanderbilt	01/11/14	14		2-4	.500	2-3	.667	0-0	.000	0	1	1	0.1	1	1	0	0	0	6	0.9
at Arkansas	01/14/14	17		0-0	.000	0-0	.000	0-0	.000	0	2	2	0.3	3	1	1	1	0	0	0.8
TENNESSEE	01/18/14	9		0-0	.000	0-0	.000	0-0	.000	0	0	0	0.3	1	1	0	0	0	0	0.8
TEXAS A&M	01/21/14	8		1-2	.500	1-2	.500	0-0	.000	1	1	2	0.4	2	1	0	0	0	3	0.9
GEORGIA	01/25/14	11		1-3	.333	0-0	.000	0-0	.000	0	0	0	0.4	1	1	0	0	0	2	1.0
at LSU	01/28/14	12		1-3	.333	1-2	.500	0-0	.000	0	2	2	0.5	0	1	1	0	0	3	1.1
at Missouri	02/01/14	13		0-1	.000	0-1	.000	0-0	.000	1	1	2	0.6	1	1	0	0	0	0	1.1
OLE MISS	02/04/14	8		0-1	.000	0-1	.000	0-0	.000	0	0	0	0.5	2	0	0	0	0	0	1.0
at Mississippi State	02/08/14	30		1-6	.167	0-3	.000	0-1	.000	2	1	3	0.7	4	1	0	0	2	2	1.1
at Auburn	02/12/14	11		1-1	1.000	1-1	1.000	0-0	.000	0	1	1	0.7	0	1	0	0	0	3	1.2
FLORIDA	02/15/14	8		0-0	.000	0-0	.000	0-0	.000	0	0	0	0.7	1	1	1	0	0	0	1.1
at Ole Miss	02/18/14	11		1-2	.500	1-2	.500	0-0	.000	0	1	1	0.7	0	2	1	0	0	3	1.2
LSU	2/22/14	4		0-0	.000	0-0	.000	0-0	.000	0	0	0	0.6	0	0	1	0	0	0	1.1
ARKANSAS	02/27/14	8		0-0	.000	0-0	.000	0-0	.000	0	0	0	0.6	0	0	0	0	0	0	1.1
at South Carolina	03/01/14	14		0-2	.000	0-2	.000	0-0	.000	0	1	1	0.6	1	0	1	0	0	0	1.0
ALABAMA	03/04/14	*	19	1-4	.250	1-4	.250	0-0	.000	1	2	3	0.7	0	0	0	0	0	3	1.1
at Florida	03/08/14	7		0-1	.000	0-0	.000	0-0	.000	0	0	0	0.7	2	1	1	0	0	0	1.1
vs LSU	03/14/14	6		0-0	.000	0-0	.000	0-0	.000	0	0	0	0.7	0	0	0	0	0	0	1.0
vs Georgia	03/15/14	10		1-2	.500	1-2	.500	1-2	.500	0	1	1	0.7	1	0	0	0	0	4	1.1
vs Florida	03/16/14	3		0-0	.000	0-0	.000	0-0	.000	0	0	0	0.7	1	0	0	0	0	0	1.1
vs Kansas State	03/21/14	3		0-0	.000	0-0	.000	0-0	.000	0	1	1	0.7	0	0	0	1	0	0	1.1
vs Wichita State	03/23/14	2		0-1	.000	0-1	.000	0-0	.000	0	0	0	0.6	1	1	0	0	0	0	1.0
vs Louisville	03/28/14	2		0-0	.000	0-0	.000	0-0	.000	0	0	0	0.6	0	0	1	0	0	0	1.0
vs WISCONSIN	04/05/14	3		0-1	.000	0-0	.000	0-0	.000	0	1	1	0.6	0	0	0	0	0	0	1.0
Totals		1	281	11-36	.306	9-25	.360	1-3	.333	5	16	21	0.6	26	17	9	2	2	32	1.0

Games played: 33
Minutes/game: 8.5
Points/game: 1.0
FG Pct: 30.6
3FG Pct: 36.0
FT Pct: 33.3

Rebounds/game: 0.6
Assists/game: 0.5
Turnovers/game: 0.3
Assist/turnover ratio: 1.9
Steals/game: 0.1
Blocks/game: 0.1

2013-14 UK Basketball
Kentucky Individual Game-by-Game (as of Apr 06, 2014)
All games

#04 Hood, Jon

Opponent	Date	gs	min	Total		3-Pointers		Free throws		Rebounds				pf	a	t/o	blk	stl	pts	avg
				fg-fga	pct	3fg-fga	pct	ft-fa	pct	off	def	tot	avg							
UNC ASHEVILLE	11/08/13		6	0-1	.000	0-1	.000	0-0	.000	0	0	0	0.0	0	1	0	0	1	0	0.0
NORTHERN KENTUCKY	11/10/13		6	1-2	.500	1-2	.500	2-2	1.000	0	1	1	0.5	2	1	2	0	0	5	2.5
ROBERT MORRIS	11/17/13		4	0-1	.000	0-0	.000	0-0	.000	0	0	0	0.3	0	1	0	0	0	0	1.7
TEXAS-ARLINGTON	11/19/13		2	0-0	.000	0-0	.000	2-2	1.000	0	0	0	0.3	0	0	0	0	1	2	1.8
MISSISSIPPI STATE	01/08/14		2	0-0	.000	0-0	.000	0-0	.000	0	0	0	0.2	0	1	0	0	0	0	1.4
GEORGIA	01/25/14		2	1-1	1.000	0-0	.000	0-0	.000	0	1	1	0.3	0	1	0	0	0	2	1.5
OLE MISS	02/04/14		1	0-0	.000	0-0	.000	0-0	.000	0	0	0	0.3	0	0	0	0	0	0	1.3
at Mississippi State	02/08/14		13	1-4	.250	1-3	.333	0-0	.000	1	1	2	0.5	0	0	0	0	0	3	1.5
ARKANSAS	02/27/14		2	0-1	.000	0-1	.000	0-0	.000	0	0	0	0.4	1	0	0	0	0	0	1.3
at South Carolina	03/01/14		1	0-0	.000	0-0	.000	0-0	.000	0	0	0	0.4	1	0	0	0	0	0	1.2
ALABAMA	03/04/14	*	6	1-3	.333	1-3	.333	0-0	.000	0	0	0	0.4	0	0	1	0	0	3	1.4
vs LSU	03/14/14		1	0-0	.000	0-0	.000	0-0	.000	0	0	0	0.3	0	0	0	0	0	0	1.3
vs Georgia	03/15/14		1	0-0	.000	0-0	.000	0-0	.000	0	0	0	0.3	1	0	1	0	0	0	1.2
Totals		1	47	4-13	.308	3-10	.300	4-4	1.000	1	3	4	0.3	5	5	4	0	2	15	1.2

Games played: 13
Minutes/game: 3.6
Points/game: 1.2
FG Pct: 30.8
3FG Pct: 30.0
FT Pct: 100.0

Rebounds/game: 0.3
Assists/game: 0.4
Turnovers/game: 0.3
Assist/turnover ratio: 1.3
Steals/game: 0.2

2013-14 UK Basketball
Kentucky Individual Game-by-Game (as of Apr 06, 2014)
All games

#05 Harrison, Andrew

Opponent	Date	gs	min	Total		3-Pointers		Free throws		Rebounds				pf	a	t/o	blk	stl	pts	avg	
				fg-fga	pct	3fg-fga	pct	ft-fa	pct	off	def	tot	avg								
UNC ASHEVILLE	11/08/13	*	29	1-3	.333	0-1	.000	6-9	.667	0	0	0	0.0	3	5	1	0	0	8	8.0	
NORTHERN KENTUCKY	11/10/13	*	26	4-7	.571	2-3	.667	3-3	1.000	0	2	2	1.0	2	2	1	0	0	13	10.5	
vs Michigan State	11/12/13	*	38	3-6	.500	1-1	1.000	4-4	1.000	0	1	1	1.0	4	3	4	0	0	11	10.7	
ROBERT MORRIS	11/17/13	*	29	2-4	.500	2-4	.500	2-4	.500	0	8	8	2.8	3	2	2	0	1	8	10.0	
TEXAS-ARLINGTON	11/19/13	*	29	3-7	.429	2-2	1.000	7-8	.875	2	1	3	2.8	3	6	2	0	1	15	11.0	
CLEVELAND STATE	11/25/13	*	21	4-9	.444	0-4	.000	4-5	.800	0	0	0	2.3	5	5	1	0	0	12	11.2	
EASTERN MICHIGAN	11/27/13	*	26	2-6	.333	0-1	.000	4-5	.800	0	0	0	2.0	4	3	5	1	0	8	10.7	
vs Providence	12/01/13	*	22	0-2	.000	0-0	.000	8-8	1.000	0	2	2	2.0	4	1	3	0	0	8	10.4	
vs Baylor	12/06/13	*	35	2-9	.222	1-4	.250	2-4	.500	1	0	1	1.9	4	6	1	1	0	7	10.0	
BOISE STATE	12/10/13	*	31	4-7	.571	0-1	.000	5-7	.714	0	3	3	2.0	3	2	3	0	0	13	10.3	
at North Carolina	12/14/13	*	37	3-11	.273	1-4	.250	10-17	.588	2	4	6	2.4	4	7	4	0	1	17	10.9	
BELMONT	12/21/13	*	20	2-5	.400	0-2	.000	3-4	.750	0	2	2	2.3	4	0	2	0	0	7	10.6	
LOUISVILLE	12/28/13	*	34	6-16	.375	0-1	.000	6-12	.500	3	1	4	2.5	3	2	3	0	1	18	11.2	
MISSISSIPPI STATE	01/08/14	*	30	2-7	.286	1-3	.333	3-4	.750	0	2	2	2.4	2	2	4	0	0	8	10.9	
at Vanderbilt	01/11/14	*	34	3-7	.429	2-3	.667	2-3	.667	4	4	8	2.8	3	4	0	0	0	10	10.9	
at Arkansas	01/14/14	*	38	2-9	.222	1-2	.500	2-3	.667	0	4	4	2.9	2	6	5	0	1	7	10.6	
TENNESSEE	01/18/14	*	33	7-13	.538	2-3	.667	10-10	1.000	0	2	2	2.8	1	3	0	0	1	26	11.5	
TEXAS A&M	01/21/14	*	38	3-12	.250	2-7	.286	0-0	.000	1	7	8	3.1	2	4	4	0	0	8	11.3	
GEORGIA	01/25/14	*	29	3-9	.333	1-2	.500	0-0	.000	0	3	3	3.1	3	5	3	1	1	7	11.1	
at LSU	01/28/14	*	35	2-7	.286	0-1	.000	4-4	1.000	0	0	0	3.0	3	1	1	0	0	8	11.0	
at Missouri	02/01/14	*	31	4-8	.500	2-2	1.000	4-6	.667	0	1	1	2.9	4	4	1	0	2	14	11.1	
OLE MISS	02/04/14	*	34	3-4	.750	0-1	.000	3-4	.750	0	2	2	2.8	2	5	3	0	0	9	11.0	
at Mississippi State	02/08/14	*	15	2-3	.667	0-1	.000	1-1	1.000	1	2	3	2.8	5	3	2	0	1	5	10.7	
at Auburn	02/12/14	*	35	3-10	.300	2-3	.667	8-11	.727	3	2	5	2.9	3	2	4	0	0	16	11.0	
FLORIDA	02/15/14	*	34	6-12	.500	0-3	.000	8-8	1.000	2	2	4	3.0	5	4	3	0	0	20	11.3	
at Ole Miss	02/18/14	*	34	2-6	.333	2-5	.400	4-4	1.000	1	2	3	3.0	3	4	4	0	0	10	11.3	
LSU	2/22/14	*	39	3-13	.231	0-2	.000	3-4	.750	0	6	6	3.1	3	4	3	2	0	9	11.2	
ARKANSAS	02/27/14	*	39	5-15	.333	0-1	.000	4-7	.571	3	1	4	3.1	2	3	3	1	2	14	11.3	
at South Carolina	03/01/14	*	21	1-3	.333	1-2	.500	2-4	.500	0	0	0	3.0	4	4	1	0	0	5	11.1	
ALABAMA	03/04/14		22	2-6	.333	1-3	.333	1-1	1.000	3	0	3	3.0	3	3	1	0	0	6	10.9	
at Florida	03/08/14	*	29	3-14	.214	0-1	.000	2-2	1.000	0	2	2	3.0	3	5	2	0	3	8	10.8	
vs LSU	03/14/14	*	36	2-4	.500	0-1	.000	7-8	.875	1	2	3	3.0	2	8	3	1	2	11	10.8	
vs Georgia	03/15/14	*	37	5-10	.500	2-2	1.000	0-0	.000	1	4	5	3.0	0	9	3	0	0	12	10.8	
vs Florida	03/16/14	*	37	1-5	.200	0-1	.000	8-8	1.000	0	4	4	3.1	4	2	3	0	0	10	10.8	
vs Kansas State	03/21/14	*	35	1-6	.167	1-3	.333	4-6	.667	0	5	5	3.1	1	5	6	1	0	7	10.7	
vs Wichita State	03/23/14	*	34	6-9	.667	1-3	.333	7-9	.778	0	1	1	3.1	3	3	6	0	0	20	11.0	
vs Louisville	03/28/14	*	38	4-11	.364	1-4	.250	5-6	.833	2	3	5	3.1	3	7	2	0	0	14	11.1	
vs Michigan	03/30/14	*	37	3-12	.250	0-1	.000	2-3	.667	0	3	3	3.1	2	6	4	0	0	8	11.0	
vs WISCONSIN	04/05/14	*	29	4-14	.286	0-2	.000	1-2	.500	1	2	3	3.1	3	4	2	0	1	9	10.9	
Totals			38	1230	118-321	.368	31-90	.344	159-208	.764	31	90	121	3.1	117	154	105	8	18	426	10.9

Games played: 39
Minutes/game: 31.5
Points/game: 10.9
FG Pct: 36.8
3FG Pct: 34.4
FT Pct: 76.4

Rebounds/game: 3.1
Assists/game: 3.9
Turnovers/game: 2.7
Assist/turnover ratio: 1.5
Steals/game: 0.5
Blocks/game: 0.2

2013-14 UK Basketball
Kentucky Individual Game-by-Game (as of Apr 06, 2014)
All games

#13 Malone, Sam

Opponent	Date	gs	min	Total		3-Pointers		Free throws		Rebounds				pf	a	t/o	blk	stl	pts	avg
				fg-fga	pct	3fg-fga	pct	ft-fa	pct	off	def	tot	avg							
vs LSU	03/14/14		0	0-0	.000	0-0	.000	0-0	.000	0	0	0	0.0	0	0	0	0	0	0	0.0
Totals		0	0	0-0	.000	0-0	.000	0-0	.000	0	0	0	0.0	0	0	0	0	0	0	0.0

Games played: 1

#15 Cauley-Stein, Willie

Opponent	Date	gs	min	Total		3-Pointers		Free throws		Rebounds				pf	a	t/o	blk	stl	pts	avg
				fg-fga	pct	3fg-fga	pct	ft-fa	pct	off	def	tot	avg							
UNC ASHEVILLE	11/08/13	*	18	1-3	.333	0-0	.000	1-2	.500	4	2	6	6.0	3	4	0	4	3	3	3.0
NORTHERN KENTUCKY	11/10/13	*	20	3-5	.600	0-0	.000	1-2	.500	5	6	11	8.5	2	0	0	0	1	7	5.0
vs Michigan State	11/12/13	*	27	2-4	.500	0-0	.000	1-3	.333	3	4	7	8.0	2	0	1	2	0	5	5.0
ROBERT MORRIS	11/17/13		25	2-4	.500	0-0	.000	3-6	.500	4	9	13	9.3	2	2	2	4	1	7	5.5
TEXAS-ARLINGTON	11/19/13		24	6-8	.750	0-0	.000	2-3	.667	4	6	10	9.4	4	1	0	1	2	14	7.2
CLEVELAND STATE	11/25/13		30	3-6	.500	0-0	.000	5-7	.714	1	3	4	8.5	1	0	0	4	2	11	7.8
EASTERN MICHIGAN	11/27/13		25	6-12	.500	0-0	.000	3-7	.429	3	5	8	8.4	2	2	2	7	1	15	8.9
vs Providence	12/01/13	*	36	7-8	.875	0-0	.000	1-1	1.000	3	5	8	8.4	4	1	1	9	0	15	9.6
vs Baylor	12/06/13	*	33	4-7	.571	0-0	.000	0-2	.000	1	2	3	7.8	2	2	0	3	0	8	9.4
BOISE STATE	12/10/13	*	25	3-3	1.000	0-0	.000	0-2	.000	4	3	7	7.7	2	0	2	9	1	6	9.1
at North Carolina	12/14/13	*	29	2-3	.667	0-0	.000	1-2	.500	5	7	12	8.1	4	1	4	5	2	5	8.7
BELMONT	12/21/13	*	31	8-10	.800	0-0	.000	0-0	.000	4	3	7	8.0	1	1	1	2	0	16	9.3
LOUISVILLE	12/28/13	*	35	1-3	.333	0-0	.000	0-0	.000	3	7	10	8.2	4	0	0	3	1	2	8.8
MISSISSIPPI STATE	01/08/14	*	25	5-6	.833	0-0	.000	2-5	.400	2	2	4	7.9	2	1	0	2	1	12	9.0
at Vanderbilt	01/11/14	*	31	7-9	.778	0-0	.000	1-4	.250	2	4	6	7.7	2	0	1	1	2	15	9.4
at Arkansas	01/14/14	*	18	1-2	.500	0-0	.000	0-0	.000	0	6	6	7.6	5	0	0	1	0	2	8.9
TENNESSEE	01/18/14	*	19	0-5	.000	0-0	.000	0-0	.000	2	1	3	7.4	2	0	0	1	2	0	8.4
TEXAS A&M	01/21/14	*	9	0-2	.000	0-0	.000	1-4	.250	1	0	1	7.0	4	0	2	0	0	1	8.0
GEORGIA	01/25/14	*	26	3-7	.429	0-0	.000	2-2	1.000	3	0	3	6.8	1	1	2	6	6	8	8.0
at LSU	01/28/14	*	17	1-5	.200	0-0	.000	1-2	.500	1	5	6	6.8	1	1	1	0	1	3	7.8
at Missouri	02/01/14		7	0-1	.000	0-0	.000	0-2	.000	0	0	0	6.4	4	0	0	1	0	0	7.4
OLE MISS	02/04/14		29	7-8	.875	0-0	.000	4-5	.800	5	6	11	6.6	2	2	2	6	1	18	7.9
at Mississippi State	02/08/14		15	4-4	1.000	0-0	.000	0-0	.000	0	2	2	6.4	2	1	0	1	0	8	7.9
at Auburn	02/12/14		20	1-4	.250	0-0	.000	3-4	.750	2	4	6	6.4	2	1	1	1	0	5	7.8
FLORIDA	02/15/14		27	1-2	.500	0-0	.000	0-2	.000	0	2	2	6.2	1	1	0	3	1	2	7.5
at Ole Miss	02/18/14		31	2-3	.667	0-0	.000	4-6	.667	3	3	6	6.2	4	0	0	3	1	8	7.5
LSU	2/22/14		29	3-5	.600	0-0	.000	1-3	.333	4	2	6	6.2	3	0	1	3	0	7	7.5
ARKANSAS	02/27/14		30	8-12	.667	0-0	.000	0-0	.000	9	4	13	6.5	2	1	1	2	1	16	7.8
at South Carolina	03/01/14		20	1-2	.500	0-0	.000	0-0	.000	2	3	5	6.4	5	0	1	1	2	2	7.6
ALABAMA	03/04/14	*	27	1-2	.500	0-0	.000	1-2	.500	1	4	5	6.4	2	0	2	2	1	3	7.5
at Florida	03/08/14	*	22	2-3	.667	0-0	.000	0-0	.000	2	1	3	6.3	3	0	3	1	2	4	7.4
vs LSU	03/14/14		18	4-6	.667	0-0	.000	0-0	.000	1	5	6	6.3	4	0	0	6	1	8	7.4
vs Georgia	03/15/14		13	0-1	.000	0-0	.000	0-0	.000	2	1	3	6.2	4	0	0	2	0	0	7.2
vs Florida	03/16/14		34	4-6	.667	0-0	.000	2-4	.500	3	8	11	6.3	2	1	0	5	2	10	7.2
vs Kansas State	03/21/14		28	1-4	.250	0-0	.000	0-0	.000	5	3	8	6.3	4	1	1	4	4	2	7.1
vs Wichita State	03/23/14		23	2-3	.667	0-0	.000	0-1	.000	0	2	2	6.2	3	0	0	1	2	4	7.0
vs Louisville	03/28/14		4	0-0	.000	0-0	.000	0-0	.000	0	1	1	6.1	1	0	0	0	0	0	6.8
Totals		18	880	106-178	.596	0-0	.000	40-83	.482	94	131	225	6.1	98	25	31	106	44	252	6.8

Games played: 37
Minutes/game: 23.8
Points/game: 6.8
FG Pct: 59.6
FT Pct: 48.2

Rebounds/game: 6.1
Assists/game: 0.7
Turnovers/game: 0.8
Assist/turnover ratio: 0.8
Steals/game: 1.2
Blocks/game: 2.9

2013-14 UK Basketball
Kentucky Individual Game-by-Game (as of Apr 06, 2014)
All games

#22 Poythress, Alex

Opponent	Date	gs	min	Total		3-Pointers		Free throws		Rebounds				pf	a	t/o	blk	stl	pts	avg
				fg-fga	pct	3fg-fga	pct	ft-fa	pct	off	def	tot	avg							
UNC ASHEVILLE	11/08/13		21	5-9	.556	0-1	.000	0-1	.000	6	7	13	13.0	2	0	0	0	0	10	10.0
NORTHERN KENTUCKY	11/10/13		20	4-7	.571	1-2	.500	0-0	.000	1	6	7	10.0	1	2	0	0	1	9	9.5
vs Michigan State	11/12/13		27	2-6	.333	0-2	.000	3-4	.750	7	5	12	10.7	2	0	1	3	0	7	8.7
ROBERT MORRIS	11/17/13		12	1-5	.200	0-1	.000	0-2	.000	2	2	4	9.0	2	3	2	0	1	2	7.0
TEXAS-ARLINGTON	11/19/13		15	0-2	.000	0-0	.000	0-2	.000	1	3	4	8.0	2	1	0	1	0	0	5.6
CLEVELAND STATE	11/25/13		15	2-6	.333	1-2	.500	2-2	1.000	3	4	7	7.8	1	0	1	1	0	7	5.8
EASTERN MICHIGAN	11/27/13		23	1-1	1.000	0-0	.000	1-2	.500	2	4	6	7.6	1	0	2	0	1	3	5.4
vs Providence	12/01/13		15	2-3	.667	1-1	1.000	0-0	.000	0	1	1	6.8	1	0	2	2	0	5	5.4
vs Baylor	12/06/13		6	0-1	.000	0-0	.000	0-2	.000	1	1	2	6.2	3	0	1	0	0	0	4.8
BOISE STATE	12/10/13		17	0-1	.000	0-0	.000	0-0	.000	2	1	3	5.9	2	1	0	0	0	0	4.3
at North Carolina	12/14/13		24	2-4	.500	0-1	.000	2-3	.667	5	3	8	6.1	5	0	1	1	0	6	4.5
BELMONT	12/21/13		18	3-6	.500	1-1	1.000	0-0	.000	1	4	5	6.0	1	1	0	0	0	7	4.7
LOUISVILLE	12/28/13		21	3-4	.750	0-0	.000	1-2	.500	1	4	5	5.9	3	0	0	0	0	7	4.8
MISSISSIPPI STATE	01/08/14		22	5-6	.833	0-0	.000	2-2	1.000	1	3	4	5.8	2	2	2	3	0	12	5.4
at Vanderbilt	01/11/14		19	4-7	.571	0-1	.000	1-3	.333	2	2	4	5.7	0	0	1	1	0	9	5.6
at Arkansas	01/14/14		32	5-7	.714	0-0	.000	2-2	1.000	1	5	6	5.7	4	0	0	2	0	12	6.0
TENNESSEE	01/18/14		21	1-4	.250	0-2	.000	2-2	1.000	1	2	3	5.5	1	2	1	2	0	4	5.9
TEXAS A&M	01/21/14		25	4-7	.571	0-1	.000	8-9	.889	1	4	5	5.5	2	0	3	2	0	16	6.4
GEORGIA	01/25/14		16	3-5	.600	0-0	.000	5-8	.625	1	4	5	5.5	3	1	2	0	0	11	6.7
at LSU	01/28/14		17	4-8	.500	0-0	.000	2-2	1.000	5	2	7	5.6	3	0	3	1	0	10	6.9
at Missouri	02/01/14		16	3-5	.600	1-1	1.000	0-0	.000	1	2	3	5.4	4	0	2	1	0	7	6.9
OLE MISS	02/04/14		20	5-9	.556	0-0	.000	0-1	.000	3	4	7	5.5	2	0	0	1	0	10	7.0
at Mississippi State	02/08/14		15	1-4	.250	0-1	.000	4-5	.800	2	2	4	5.4	1	0	0	1	0	6	7.0
at Auburn	02/12/14		19	1-4	.250	0-0	.000	4-8	.500	2	5	7	5.5	3	0	0	0	1	6	6.9
FLORIDA	02/15/14		11	0-2	.000	0-1	.000	0-0	.000	1	1	2	5.4	1	0	1	0	0	0	6.6
at Ole Miss	02/18/14		15	2-2	1.000	1-1	1.000	0-0	.000	0	3	3	5.3	2	1	1	0	1	5	6.6
LSU	2/22/14		13	3-5	.600	0-1	.000	0-0	.000	1	0	1	5.1	2	0	0	1	1	6	6.6
ARKANSAS	02/27/14		24	0-3	.000	0-0	.000	1-2	.500	2	4	6	5.1	2	0	1	0	2	1	6.4
at South Carolina	03/01/14		22	1-7	.143	0-1	.000	0-0	.000	5	2	7	5.2	3	2	0	1	0	2	6.2
ALABAMA	03/04/14		18	0-3	.000	0-2	.000	3-4	.750	0	1	1	5.1	1	0	3	1	0	3	6.1
at Florida	03/08/14		24	2-5	.400	0-2	.000	0-0	.000	0	1	1	4.9	3	0	0	0	1	4	6.0
vs LSU	03/14/14		13	1-1	1.000	1-1	1.000	2-2	1.000	1	1	2	4.8	5	0	3	0	1	5	6.0
vs Georgia	03/15/14		15	0-2	.000	0-1	.000	0-0	.000	0	1	1	4.7	3	0	0	0	0	0	5.8
vs Florida	03/16/14		13	3-4	.750	0-0	.000	1-1	1.000	1	1	2	4.6	2	0	2	1	1	7	5.9
vs Kansas State	03/21/14		17	1-4	.250	1-3	.333	0-0	.000	1	1	2	4.6	0	0	0	0	0	3	5.8
vs Wichita State	03/23/14		15	3-4	.750	0-1	.000	0-0	.000	1	1	2	4.5	2	0	0	1	0	6	5.8
vs Louisville	03/28/14		14	2-2	1.000	0-0	.000	2-3	.667	2	2	4	4.5	1	0	1	1	1	6	5.8
vs Michigan	03/30/14		18	3-3	1.000	0-0	.000	2-4	.500	2	1	3	4.4	1	1	1	1	0	8	5.8
vs WISCONSIN	04/05/14		29	4-4	1.000	0-0	.000	0-1	.000	1	6	7	4.5	2	0	0	0	0	8	5.9
Totals		0	717	86-172	.500	8-31	.258	50-79	.633	70	106	176	4.5	81	17	37	29	12	230	5.9

Games played: 39
Minutes/game: 18.4
Points/game: 5.9
FG Pct: 50.0
3FG Pct: 25.8
FT Pct: 63.3

Rebounds/game: 4.5
Assists/game: 0.4
Turnovers/game: 0.9
Assist/turnover ratio: 0.5
Steals/game: 0.3
Blocks/game: 0.7

2013-14 UK Basketball
Kentucky Individual Game-by-Game (as of Apr 06, 2014)
All games

#24 Floreal, E.J.

Opponent	Date	gs	min	Total		3-Pointers		Free throws		Rebounds				pf	a	t/o	blk	stl	pts	avg
				fg-fga	pct	3fg-fga	pct	ft-fta	pct	off	def	tot	avg							
ROBERT MORRIS	11/17/13		2	1-1	1.000	0-0	.000	0-0	.000	0	1	1	1.0	1	0	0	1	1	2	2.0
MISSISSIPPI STATE	01/08/14		1	0-0	.000	0-0	.000	0-0	.000	0	0	0	0.5	0	0	0	0	0	0	1.0
vs Georgia	03/15/14		1	0-0	.000	0-0	.000	0-0	.000	0	0	0	0.3	0	0	0	0	0	0	0.7
Totals		0	4	1-1	1.000	0-0	.000	0-0	.000	0	1	1	0.3	1	0	0	1	1	2	0.7

Games played: 3
Minutes/game: 1.3
Points/game: 0.7
FG Pct: 100.0

Rebounds/game: 0.3
Steals/game: 0.3
Blocks/game: 0.3

2013-14 UK Basketball
Kentucky Individual Game-by-Game (as of Apr 06, 2014)
All games

#25 Hawkins, Dominique

Opponent	Date	gs	min	Total		3-Pointers		Free throws		Rebounds				pf	a	t/o	blk	stl	pts	avg
				fg-fga	pct	3fg-fga	pct	ft-fa	pct	off	def	tot	avg							
UNC ASHEVILLE	11/08/13		4	0-0	.000	0-0	.000	0-0	.000	0	1	1	1.0	0	0	0	0	0	0	0.0
NORTHERN KENTUCKY	11/10/13		6	0-1	.000	0-1	.000	0-0	.000	0	1	1	1.0	0	1	0	0	0	0	0.0
vs Michigan State	11/12/13		6	0-0	.000	0-0	.000	0-0	.000	0	0	0	0.7	1	0	0	0	0	0	0.0
ROBERT MORRIS	11/17/13		18	2-4	.500	0-1	.000	0-0	.000	1	0	1	0.8	1	3	0	1	1	4	1.0
TEXAS-ARLINGTON	11/19/13		13	1-3	.333	1-1	1.000	0-1	.000	0	1	1	0.8	2	0	0	0	1	3	1.4
CLEVELAND STATE	11/25/13		14	0-1	.000	0-1	.000	1-2	.500	0	1	1	0.8	3	0	1	0	0	1	1.3
EASTERN MICHIGAN	11/27/13		10	0-1	.000	0-1	.000	1-2	.500	0	1	1	0.9	1	0	1	0	0	1	1.3
vs Providence	12/01/13		17	2-2	1.000	1-1	1.000	0-0	.000	0	1	1	0.9	1	1	0	0	1	5	1.8
vs Baylor	12/06/13		7	1-2	.500	0-1	.000	0-0	.000	0	1	1	0.9	0	0	0	0	0	2	1.8
BOISE STATE	12/10/13		18	0-2	.000	0-1	.000	0-0	.000	0	0	0	0.8	3	2	1	0	0	0	1.6
at North Carolina	12/14/13		18	0-1	.000	0-0	.000	0-2	.000	0	1	1	0.8	2	0	1	0	0	0	1.5
BELMONT	12/21/13		22	1-3	.333	0-2	.000	0-0	.000	2	2	4	1.1	1	3	1	0	1	2	1.5
LOUISVILLE	12/28/13		15	0-1	.000	0-1	.000	1-1	1.000	2	1	3	1.2	4	0	0	0	0	1	1.5
MISSISSIPPI STATE	01/08/14		23	1-5	.200	0-2	.000	2-2	1.000	0	2	2	1.3	3	2	0	0	0	4	1.6
at Vanderbilt	01/11/14		5	0-1	.000	0-1	.000	0-0	.000	0	1	1	1.3	1	0	0	0	0	0	1.5
at Arkansas	01/14/14		5	0-0	.000	0-0	.000	0-0	.000	0	0	0	1.2	2	0	0	0	0	0	1.4
TENNESSEE	01/18/14		7	0-0	.000	0-0	.000	0-0	.000	0	0	0	1.1	2	0	0	0	0	0	1.4
TEXAS A&M	01/21/14		1	0-1	.000	0-1	.000	0-0	.000	0	0	0	1.1	0	0	1	0	0	0	1.3
GEORGIA	01/25/14		3	0-1	.000	0-0	.000	0-0	.000	0	0	0	1.0	1	0	0	0	0	0	1.2
at LSU	01/28/14		4	0-0	.000	0-0	.000	0-0	.000	0	0	0	1.0	1	0	0	0	0	0	1.2
at Missouri	02/01/14		2	0-0	.000	0-0	.000	0-1	.000	1	1	2	1.0	0	0	0	0	0	0	1.1
OLE MISS	02/04/14		4	0-0	.000	0-0	.000	0-0	.000	0	0	0	1.0	0	0	0	0	0	0	1.0
FLORIDA	02/15/14		1	0-0	.000	0-0	.000	0-0	.000	0	0	0	0.9	0	0	0	0	0	0	1.0
LSU	2/22/14		5	0-1	.000	0-1	.000	0-0	.000	0	1	1	0.9	0	0	0	0	0	0	1.0
ARKANSAS	02/27/14		3	0-0	.000	0-0	.000	0-0	.000	0	0	0	0.9	0	0	0	0	0	0	0.9
at South Carolina	03/01/14		3	0-0	.000	0-0	.000	0-0	.000	0	0	0	0.8	0	0	0	0	0	0	0.9
vs LSU	03/14/14		0	0-0	.000	0-0	.000	0-0	.000	0	0	0	0.8	0	0	0	0	0	0	0.9
vs Georgia	03/15/14		2	0-0	.000	0-0	.000	0-0	.000	0	0	0	0.8	1	0	0	0	0	0	0.8
vs Florida	03/16/14		3	0-0	.000	0-0	.000	0-0	.000	0	0	0	0.8	0	0	0	0	0	0	0.8
vs Louisville	03/28/14		15	0-0	.000	0-0	.000	0-0	.000	0	0	0	0.7	3	0	0	0	0	0	0.8
vs Michigan	03/30/14		11	0-0	.000	0-0	.000	0-0	.000	0	0	0	0.7	2	0	0	0	0	0	0.7
vs WISCONSIN	04/05/14		11	1-1	1.000	0-0	.000	0-0	.000	0	0	0	0.7	2	0	0	0	0	2	0.8
Totals		0	276	9-31	.290	2-16	.125	5-11	.455	6	16	22	0.7	37	12	6	1	4	25	0.8

Games played: 32
Minutes/game: 8.6
Points/game: 0.8
FG Pct: 29.0
3FG Pct: 12.5
FT Pct: 45.5

Rebounds/game: 0.7
Assists/game: 0.4
Turnovers/game: 0.2
Assist/turnover ratio: 2.0
Steals/game: 0.1
Blocks/game: 0.0

2013-14 UK Basketball
Kentucky Individual Game-by-Game (as of Apr 06, 2014)
All games

#30 Randle, Julius

Opponent	Date	gs	min	Total		3-Pointers		Free throws		Rebounds				pf	a	t/o	blk	stl	pts	avg	
				fg-fga	pct	3fg-fga	pct	ft-fa	pct	off	def	tot	avg								
UNC ASHEVILLE	11/08/13	*	26	6-13	.462	0-0	.000	11-13	.846	6	10	16	16.0	3	1	2	0	0	23	23.0	
NORTHERN KENTUCKY	11/10/13	*	29	6-7	.857	0-1	.000	10-14	.714	5	9	14	15.0	2	3	2	1	0	22	22.5	
vs Michigan State	11/12/13	*	35	9-14	.643	0-1	.000	9-15	.600	4	9	13	14.3	4	1	8	0	0	27	24.0	
ROBERT MORRIS	11/17/13	*	28	5-9	.556	0-0	.000	0-1	.000	5	10	15	14.5	1	2	3	2	0	10	20.5	
TEXAS-ARLINGTON	11/19/13	*	29	7-12	.583	0-1	.000	8-10	.800	5	5	10	13.6	3	4	2	2	0	22	20.8	
CLEVELAND STATE	11/25/13	*	38	3-10	.300	0-0	.000	9-11	.818	7	8	15	13.8	1	2	5	0	0	15	19.8	
EASTERN MICHIGAN	11/27/13	*	22	5-10	.500	0-1	.000	4-4	1.000	6	4	10	13.3	2	0	5	0	0	14	19.0	
vs Providence	12/01/13	*	34	4-10	.400	0-0	.000	4-7	.571	0	8	8	12.6	3	4	2	0	1	12	18.1	
vs Baylor	12/06/13	*	38	5-10	.500	0-0	.000	6-8	.750	3	5	8	12.1	1	4	2	1	0	16	17.9	
BOISE STATE	12/10/13	*	28	7-11	.636	0-0	.000	3-4	.750	3	8	11	12.0	1	1	4	1	0	17	17.8	
at North Carolina	12/14/13	*	29	3-9	.333	0-0	.000	5-6	.833	0	5	5	11.4	4	0	4	1	0	11	17.2	
BELMONT	12/21/13	*	28	8-10	.800	0-1	.000	13-19	.684	2	8	10	11.3	5	0	1	1	0	29	18.2	
LOUISVILLE	12/28/13	*	21	7-8	.875	0-1	.000	3-6	.500	1	2	3	10.6	1	0	2	0	0	17	18.1	
MISSISSIPPI STATE	01/08/14	*	21	3-7	.429	0-1	.000	2-4	.500	6	8	14	10.9	3	1	1	0	0	8	17.4	
at Vanderbilt	01/11/14	*	25	3-10	.300	0-0	.000	1-2	.500	6	5	11	10.9	0	0	4	0	2	7	16.7	
at Arkansas	01/14/14	*	32	5-11	.455	0-0	.000	10-14	.714	6	8	14	11.1	4	0	5	2	0	20	16.9	
TENNESSEE	01/18/14	*	33	6-9	.667	1-2	.500	5-5	1.000	1	1	2	10.5	2	4	4	1	1	18	16.9	
TEXAS A&M	01/21/14	*	29	4-6	.667	0-1	.000	5-6	.833	4	7	11	10.6	3	3	1	2	1	13	16.7	
GEORGIA	01/25/14	*	32	4-8	.500	1-1	1.000	5-5	1.000	4	5	9	10.5	2	3	3	1	0	14	16.6	
at LSU	01/28/14	*	27	3-11	.273	0-0	.000	0-1	.000	1	4	5	10.2	3	1	3	1	3	6	16.1	
at Missouri	02/01/14	*	37	7-13	.538	0-0	.000	4-5	.800	5	4	9	10.1	3	3	2	1	3	18	16.1	
OLE MISS	02/04/14	*	25	2-6	.333	0-0	.000	8-10	.800	1	4	5	9.9	1	0	0	1	0	12	16.0	
at Mississippi State	02/08/14	*	34	8-13	.615	0-0	.000	0-3	.000	0	7	7	9.8	4	1	4	1	1	16	16.0	
at Auburn	02/12/14	*	30	4-8	.500	0-0	.000	4-8	.500	4	8	12	9.9	2	0	2	1	0	12	15.8	
FLORIDA	02/15/14	*	35	4-7	.571	1-1	1.000	4-6	.667	4	9	13	10.0	3	2	1	0	0	13	15.7	
at Ole Miss	02/18/14	*	29	6-7	.857	0-0	.000	13-14	.929	4	9	13	10.1	2	0	4	1	1	25	16.0	
LSU	2/22/14	*	37	3-8	.375	0-0	.000	2-2	1.000	7	8	15	10.3	1	0	1	2	0	8	15.7	
ARKANSAS	02/27/14	*	40	6-15	.400	0-0	.000	2-5	.400	2	8	10	10.3	4	0	3	1	0	14	15.7	
at South Carolina	03/01/14	*	33	1-7	.143	0-1	.000	8-9	.889	4	11	15	10.4	3	1	1	1	0	10	15.5	
ALABAMA	03/04/14	*	33	4-8	.500	0-0	.000	4-5	.800	2	9	11	10.5	2	1	3	0	1	12	15.4	
at Florida	03/08/14	*	31	7-11	.636	0-0	.000	2-5	.400	2	8	10	10.5	3	1	1	0	0	16	15.4	
vs LSU	03/14/14	*	31	4-12	.333	0-0	.000	9-16	.563	6	10	16	10.6	3	1	1	0	0	17	15.4	
vs Georgia	03/15/14	*	32	4-10	.400	0-0	.000	4-7	.571	1	10	11	10.6	3	1	2	0	1	12	15.3	
vs Florida	03/16/14	*	29	1-7	.143	0-1	.000	2-4	.500	2	5	7	10.5	2	1	2	2	1	4	15.0	
vs Kansas State	03/21/14	*	35	7-12	.583	0-2	.000	5-8	.625	3	12	15	10.7	2	0	2	1	0	19	15.1	
vs Wichita State	03/23/14	*	30	4-9	.444	0-1	.000	5-6	.833	5	5	10	10.6	1	6	1	1	1	13	15.1	
vs Louisville	03/28/14	*	35	5-11	.455	0-1	.000	5-6	.833	5	7	12	10.7	2	1	4	0	1	15	15.1	
vs Michigan	03/30/14	*	32	7-16	.438	0-0	.000	2-2	1.000	4	7	11	10.7	1	0	1	1	1	16	15.1	
vs WISCONSIN	04/05/14	*	27	6-10	.600	0-0	.000	4-6	.667	3	2	5	10.5	1	0	1	0	1	16	15.1	
Totals			39	1199	193-385	.501	3-18	.167	200-282	.709	139	272	411	10.5	91	53	99	30	20	589	15.1

Games played: 39
Minutes/game: 30.7
Points/game: 15.1
FG Pct: 50.1
3FG Pct: 16.7
FT Pct: 70.9

Rebounds/game: 10.5
Assists/game: 1.4
Turnovers/game: 2.5
Assist/turnover ratio: 0.5
Steals/game: 0.5
Blocks/game: 0.8

2013-14 UK Basketball
Kentucky Individual Game-by-Game (as of Apr 06, 2014)
All games

#32 Long, Brian

Opponent	Date	gs	min	Total		3-Pointers		Free throws		Rebounds				pf	a	t/o	blk	stl	pts	avg
				fg-fga	pct	3fg-fga	pct	ft-fa	pct	off	def	tot	avg							
vs Georgia	03/15/14		1	0-0	.000	0-0	.000	0-0	.000	0	0	0	0.0	0	0	0	0	0	0	0.0
Totals		0	1	0-0	.000	0-0	.000	0-0	.000	0	0	0	0.0	0	0	0	0	0	0	0.0

Games played: 1

Minutes/game: 1.0

#35 Willis, Derek

Opponent	Date	gs	min	Total		3-Pointers		Free throws		Rebounds				pf	a	t/o	blk	stl	pts	avg
				fg-fga	pct	3fg-fga	pct	ft-fa	pct	off	def	tot	avg							
UNC ASHEVILLE	11/08/13		4	0-0	.000	0-0	.000	2-2	1.000	0	0	0	0.0	0	0	1	0	0	2	2.0
NORTHERN KENTUCKY	11/10/13		6	1-2	.500	1-2	.500	3-6	.500	0	2	2	1.0	0	0	2	0	0	6	4.0
ROBERT MORRIS	11/17/13		4	1-2	.500	0-0	.000	4-4	1.000	0	1	1	1.0	0	0	0	0	0	6	4.7
TEXAS-ARLINGTON	11/19/13		2	0-0	.000	0-0	.000	0-0	.000	0	0	0	0.8	0	0	0	0	0	0	3.5
vs Providence	12/01/13		1	0-0	.000	0-0	.000	0-0	.000	0	0	0	0.6	0	0	0	0	0	0	2.8
at North Carolina	12/14/13		1	0-0	.000	0-0	.000	0-0	.000	0	0	0	0.5	0	0	0	0	0	0	2.3
BELMONT	12/21/13		3	0-0	.000	0-0	.000	0-0	.000	0	1	1	0.6	0	0	0	0	0	0	2.0
MISSISSIPPI STATE	01/08/14		3	0-1	.000	0-1	.000	0-0	.000	0	1	1	0.6	0	0	0	0	0	0	1.8
at Vanderbilt	01/11/14		6	0-2	.000	0-2	.000	0-0	.000	1	0	1	0.7	0	0	0	0	1	0	1.6
GEORGIA	01/25/14		6	1-1	1.000	0-0	.000	0-0	.000	0	2	2	0.8	0	0	0	0	0	2	1.6
OLE MISS	02/04/14		1	0-1	.000	0-1	.000	0-0	.000	0	0	0	0.7	0	0	0	0	0	0	1.5
at Mississippi State	02/08/14		1	0-0	.000	0-0	.000	0-0	.000	0	0	0	0.7	0	0	1	0	0	0	1.3
vs LSU	03/14/14		0	0-0	.000	0-0	.000	0-0	.000	0	0	0	0.6	0	0	0	0	0	0	1.2
vs Georgia	03/15/14		1	0-0	.000	0-0	.000	0-0	.000	0	0	0	0.6	0	0	0	0	0	0	1.1
Totals		0	39	3-9	.333	1-6	.167	9-12	.750	1	7	8	0.6	0	0	4	0	1	16	1.1

Games played: 14

Minutes/game: 2.8

Points/game: 1.1

FG Pct: 33.3

3FG Pct: 16.7

FT Pct: 75.0

Rebounds/game: 0.6

Turnovers/game: 0.3

Steals/game: 0.1

2013-14 UK Basketball
Kentucky Individual Game-by-Game (as of Apr 06, 2014)
All games

#44 Johnson, Dakari

Opponent	Date	gs	min	Total		3-Pointers		Free throws		Rebounds				pf	a	t/o	blk	stl	pts	avg	
				fg-fga	pct	3fg-fga	pct	ft-fa	pct	off	def	tot	avg								
UNC ASHEVILLE	11/08/13		9	2-5	.400	0-0	.000	1-2	.500	0	1	1	1.0	4	0	0	0	0	5	5.0	
NORTHERN KENTUCKY	11/10/13		17	2-4	.500	0-0	.000	3-5	.600	1	3	4	2.5	0	1	1	1	0	7	6.0	
vs Michigan State	11/12/13		14	1-2	.500	0-0	.000	0-3	.000	2	3	5	3.3	4	0	0	0	0	2	4.7	
ROBERT MORRIS	11/17/13		13	2-3	.667	0-0	.000	4-5	.800	2	1	3	3.3	3	0	1	0	0	8	5.5	
TEXAS-ARLINGTON	11/19/13		13	4-7	.571	0-0	.000	0-2	.000	4	4	8	4.2	1	0	1	1	0	8	6.0	
CLEVELAND STATE	11/25/13		7	0-0	.000	0-0	.000	0-0	.000	1	1	2	3.8	1	0	0	0	0	0	5.0	
EASTERN MICHIGAN	11/27/13		10	4-5	.800	0-0	.000	2-4	.500	4	3	7	4.3	2	0	0	0	0	10	5.7	
vs Providence	12/01/13		4	0-1	.000	0-0	.000	1-2	.500	1	2	3	4.1	2	0	1	0	0	1	5.1	
vs Baylor	12/06/13		4	0-1	.000	0-0	.000	0-0	.000	1	0	1	3.8	0	0	0	0	0	0	4.6	
BOISE STATE	12/10/13		11	0-0	.000	0-0	.000	0-0	.000	0	1	1	3.5	1	0	0	0	0	0	4.1	
at North Carolina	12/14/13		7	1-4	.250	0-0	.000	0-0	.000	2	1	3	3.5	3	0	1	0	0	2	3.9	
LOUISVILLE	12/28/13		8	0-1	.000	0-0	.000	0-0	.000	1	0	1	3.3	0	1	0	0	0	0	3.6	
MISSISSIPPI STATE	01/08/14		8	4-4	1.000	0-0	.000	0-2	.000	1	0	1	3.1	1	0	0	0	0	8	3.9	
at Vanderbilt	01/11/14		9	1-2	.500	0-0	.000	2-2	1.000	1	0	1	2.9	3	0	1	0	0	4	3.9	
at Arkansas	01/14/14		9	1-2	.500	0-0	.000	2-4	.500	2	2	4	3.0	2	1	0	1	0	4	3.9	
TENNESSEE	01/18/14		16	2-3	.667	0-0	.000	0-0	.000	2	2	4	3.1	2	0	0	0	0	4	3.9	
TEXAS A&M	01/21/14		24	3-4	.750	0-0	.000	0-2	.000	2	5	7	3.3	1	0	2	3	1	6	4.1	
GEORGIA	01/25/14		10	1-1	1.000	0-0	.000	1-2	.500	0	1	1	3.2	4	0	0	2	0	3	4.0	
at LSU	01/28/14		20	7-8	.875	0-0	.000	1-2	.500	5	1	6	3.3	5	1	0	1	1	15	4.6	
at Missouri	02/01/14	*	11	1-3	.333	0-0	.000	0-1	.000	0	1	1	3.2	4	0	1	0	0	2	4.5	
OLE MISS	02/04/14	*	9	2-4	.500	0-0	.000	1-2	.500	1	1	2	3.1	1	0	1	4	0	5	4.5	
at Mississippi State	02/08/14	*	21	3-3	1.000	0-0	.000	3-3	1.000	3	5	8	3.4	1	0	0	1	0	9	4.7	
at Auburn	02/12/14	*	21	4-10	.400	0-0	.000	0-1	.000	7	1	8	3.6	1	1	0	1	2	8	4.8	
FLORIDA	02/15/14	*	13	1-2	.500	0-0	.000	0-1	.000	0	2	2	3.5	3	0	1	0	0	2	4.7	
at Ole Miss	02/18/14	*	9	0-3	.000	0-0	.000	0-0	.000	1	1	2	3.4	2	0	0	0	0	0	4.5	
LSU	2/22/14	*	12	1-2	.500	0-0	.000	2-2	1.000	2	1	3	3.4	3	0	2	0	0	4	4.5	
ARKANSAS	02/27/14	*	8	1-4	.250	0-0	.000	1-2	.500	3	0	3	3.4	1	0	1	0	1	3	4.4	
at South Carolina	03/01/14	*	15	2-3	.667	0-0	.000	4-7	.571	3	2	5	3.5	1	0	0	0	0	8	4.6	
ALABAMA	03/04/14		14	4-4	1.000	0-0	.000	1-3	.333	3	2	5	3.5	1	1	0	2	0	9	4.7	
at Florida	03/08/14		20	3-4	.750	0-0	.000	3-7	.429	2	3	5	3.6	1	1	2	0	0	9	4.9	
vs LSU	03/14/14	*	25	4-6	.667	0-0	.000	1-2	.500	4	7	11	3.8	4	0	0	3	0	9	5.0	
vs Georgia	03/15/14	*	23	3-6	.500	0-0	.000	0-4	.000	3	5	8	3.9	2	0	3	0	1	6	5.0	
vs Florida	03/16/14	*	9	0-4	.000	0-0	.000	0-0	.000	4	1	5	4.0	3	1	1	0	0	0	4.9	
vs Kansas State	03/21/14	*	12	0-1	.000	0-0	.000	0-0	.000	0	1	1	3.9	2	0	1	0	0	0	4.7	
vs Wichita State	03/23/14	*	20	1-2	.500	0-0	.000	1-2	.500	0	2	2	3.8	1	0	0	0	1	3	4.7	
vs Louisville	03/28/14	*	31	7-10	.700	0-0	.000	1-2	.500	3	3	6	3.9	2	0	1	0	0	15	5.0	
vs Michigan	03/30/14	*	21	4-5	.800	0-0	.000	0-2	.000	1	2	3	3.9	3	0	3	1	1	8	5.1	
vs WISCONSIN	04/05/14	*	18	4-6	.667	0-0	.000	2-3	.667	5	2	7	3.9	3	1	0	0	0	10	5.2	
Totals			17	525	80-139	.576	0-0	.000	37-81	.457	77	73	150	3.9	78	9	25	21	8	197	5.2

Games played: 38
Minutes/game: 13.8
Points/game: 5.2
FG Pct: 57.6
FT Pct: 45.7

Rebounds/game: 3.9
Assists/game: 0.2
Turnovers/game: 0.7
Assist/turnover ratio: 0.4
Steals/game: 0.2
Blocks/game: 0.6

2013-14 UK Basketball
Kentucky Individual Game-by-Game (as of Apr 06, 2014)
All games

#TM TEAM

Opponent	Date	gs	min	Total		3-Pointers		Free throws		Rebounds				pf	a	t/o	blk	stl	pts	avg
				fg-fga	pct	3fg-fga	pct	ft-fa	pct	off	def	tot	avg							
UNC ASHEVILLE	11/08/13	0	0-0	.000	0-0	.000	0-0	.000	0-0	.000	0	2	2	2.0	0	0	0	0	0	0.0
NORTHERN KENTUCKY	11/10/13	0	0-0	.000	0-0	.000	0-0	.000	0-0	.000	0	1	1	1.5	0	0	0	0	0	0.0
vs Michigan State	11/12/13	0	0-0	.000	0-0	.000	0-0	.000	0-0	.000	0	0	0	1.0	0	0	0	0	0	0.0
ROBERT MORRIS	11/17/13	0	0-0	.000	0-0	.000	0-0	.000	0-0	.000	0	0	0	0.8	0	0	0	0	0	0.0
TEXAS-ARLINGTON	11/19/13	0	0-0	.000	0-0	.000	0-0	.000	0-0	.000	1	3	4	1.4	0	0	0	0	0	0.0
CLEVELAND STATE	11/25/13	0	0-0	.000	0-0	.000	0-0	.000	0-0	.000	3	3	6	2.2	0	0	0	0	0	0.0
EASTERN MICHIGAN	11/27/13	0	0-0	.000	0-0	.000	0-0	.000	0-0	.000	2	2	4	2.4	0	0	0	0	0	0.0
vs Providence	12/01/13	0	0-0	.000	0-0	.000	0-0	.000	0-0	.000	2	4	6	2.9	0	0	1	0	0	0.0
vs Baylor	12/06/13	0	0-0	.000	0-0	.000	0-0	.000	0-0	.000	3	0	3	2.9	0	0	0	0	0	0.0
BOISE STATE	12/10/13	0	0-0	.000	0-0	.000	0-0	.000	0-0	.000	1	4	5	3.1	0	0	1	0	0	0.0
at North Carolina	12/14/13	0	0-0	.000	0-0	.000	0-0	.000	0-0	.000	0	1	1	2.9	1	0	0	0	0	0.0
BELMONT	12/21/13	0	0-0	.000	0-0	.000	0-0	.000	0-0	.000	1	3	4	3.0	0	0	0	0	0	0.0
LOUISVILLE	12/28/13	0	0-0	.000	0-0	.000	0-0	.000	0-0	.000	2	2	4	3.1	0	0	0	0	0	0.0
MISSISSIPPI STATE	01/08/14	0	0-0	.000	0-0	.000	0-0	.000	0-0	.000	2	2	4	3.1	0	0	0	0	0	0.0
at Vanderbilt	01/11/14	0	0-0	.000	0-0	.000	0-0	.000	0-0	.000	1	1	2	3.1	0	0	0	0	0	0.0
at Arkansas	01/14/14	0	0-0	.000	0-0	.000	0-0	.000	0-0	.000	3	3	6	3.3	0	0	1	0	0	0.0
TENNESSEE	01/18/14	0	0-0	.000	0-0	.000	0-0	.000	0-0	.000	1	4	5	3.4	0	0	0	0	0	0.0
TEXAS A&M	01/21/14	0	0-0	.000	0-0	.000	0-0	.000	0-0	.000	0	0	0	3.2	0	0	0	0	0	0.0
GEORGIA	01/25/14	0	0-0	.000	0-0	.000	0-0	.000	0-0	.000	3	2	5	3.3	0	0	0	0	0	0.0
at LSU	01/28/14	0	0-0	.000	0-0	.000	0-0	.000	0-0	.000	1	2	3	3.3	0	0	0	0	0	0.0
at Missouri	02/01/14	0	0-0	.000	0-0	.000	0-0	.000	0-0	.000	0	6	6	3.4	0	0	0	0	0	0.0
OLE MISS	02/04/14	0	0-0	.000	0-0	.000	0-0	.000	0-0	.000	1	4	5	3.5	0	0	1	0	0	0.0
at Mississippi State	02/08/14	0	0-0	.000	0-0	.000	0-0	.000	0-0	.000	2	0	2	3.4	0	0	0	0	0	0.0
at Auburn	02/12/14	0	0-0	.000	0-0	.000	0-0	.000	0-0	.000	1	2	3	3.4	0	0	0	0	0	0.0
FLORIDA	02/15/14	0	0-0	.000	0-0	.000	0-0	.000	0-0	.000	1	1	2	3.3	0	0	0	0	0	0.0
at Ole Miss	02/18/14	0	0-0	.000	0-0	.000	0-0	.000	0-0	.000	0	1	1	3.2	0	0	2	0	0	0.0
LSU	2/22/14	0	0-0	.000	0-0	.000	0-0	.000	0-0	.000	2	0	2	3.2	0	0	1	0	0	0.0
ARKANSAS	02/27/14	0	0-0	.000	0-0	.000	0-0	.000	0-0	.000	4	3	7	3.3	0	0	0	0	0	0.0
at South Carolina	03/01/14	0	0-0	.000	0-0	.000	0-0	.000	0-0	.000	4	1	5	3.4	3	0	1	0	0	0.0
ALABAMA	03/04/14	0	0-0	.000	0-0	.000	0-0	.000	0-0	.000	2	0	2	3.3	0	0	1	0	0	0.0
at Florida	03/08/14	0	0-0	.000	0-0	.000	0-0	.000	0-0	.000	0	1	1	3.3	0	0	0	0	0	0.0
vs LSU	03/14/14	0	0-0	.000	0-0	.000	0-0	.000	0-0	.000	2	0	2	3.2	0	0	0	0	0	0.0
vs Georgia	03/15/14	0	0-0	.000	0-0	.000	0-0	.000	0-0	.000	2	0	2	3.2	0	0	0	0	0	0.0
vs Florida	03/16/14	0	0-0	.000	0-0	.000	0-0	.000	0-0	.000	1	0	1	3.1	0	0	0	0	0	0.0
vs Kansas State	03/21/14	0	0-0	.000	0-0	.000	0-0	.000	0-0	.000	1	1	2	3.1	0	0	0	0	0	0.0
vs Wichita State	03/23/14	0	0-0	.000	0-0	.000	0-0	.000	0-0	.000	3	3	6	3.2	0	0	0	0	0	0.0
vs Louisville	03/28/14	0	0-0	.000	0-0	.000	0-0	.000	0-0	.000	2	3	5	3.2	0	0	0	0	0	0.0
vs Michigan	03/30/14	0	0-0	.000	0-0	.000	0-0	.000	0-0	.000	2	1	3	3.2	0	0	1	0	0	0.0
vs WISCONSIN	04/05/14	0	0-0	.000	0-0	.000	0-0	.000	0-0	.000	0	0	0	3.1	0	0	0	0	0	0.0
Totals		0	0	0-0	.000	0-0	.000	0-0	.000	56	66	122	3.1	4	0	10	0	0	0	0.0

Games played: 39

Rebounds/game: 3.1

Turnovers/game: 0.3

2013-14 UK Basketball
Kentucky Points-Rebounds-Assists (as of Apr 06, 2014)
All games

Opponent	Date	Score		00 LEE,MARCUS	01 YOUNG,JAME	02 HARRISON,A	03 POLSON,JAR	04 HOOD,JON	05 HARRISON,A	13 MALONE,SAM
UNC ASHEVILLE	11/08/13	89-57	w	17-1-0	11-4-1	10-5-0	0-0-0	0-0-1	8-0-5	DNP
NORTHERN KENTUCKY	11/10/13	93-63	w	3-6-0	5-1-1	16-1-1	0-0-0	5-1-1	13-2-2	DNP
vs Michigan State	11/12/13	74-78	L	0-1-0	19-4-2	3-1-2	DNP	DNP	11-1-3	DNP
ROBERT MORRIS	11/17/13	87-49	w	2-3-1	10-3-2	28-4-3	0-0-1	0-0-1	8-8-2	DNP
TEXAS-ARLINGTON	11/19/13	105-76	w	10-2-0	26-2-3	5-2-2	0-0-1	2-0-0	15-3-6	DNP
CLEVELAND STATE	11/25/13	68-61	w	2-1-0	9-5-3	11-1-0	DNP	DNP	12-0-5	DNP
EASTERN MICHIGAN	11/27/13	81-63	w	2-3-0	6-6-4	22-7-2	0-0-0	DNP	8-0-3	DNP
vs Providence	12/01/13	79-65	w	0-0-0	18-3-1	15-3-4	DNP	DNP	8-2-1	DNP
vs Baylor	12/06/13	62-67	L	0-2-0	14-2-1	15-2-6	DNP	DNP	7-1-6	DNP
BOISE STATE	12/10/13	70-55	w	DNP	21-9-0	13-4-1	0-0-0	DNP	13-3-2	DNP
at North Carolina	12/14/13	77-82	L	DNP	16-5-1	20-3-0	0-0-0	DNP	17-6-7	DNP
BELMONT	12/21/13	93-80	w	0-2-0	6-1-1	23-6-7	3-0-1	DNP	7-2-0	DNP
LOUISVILLE	12/28/13	73-66	w	DNP	18-10-4	10-4-1	DNP	DNP	18-4-2	DNP
MISSISSIPPI STATE	01/08/14	85-63	w	2-0-1	26-10-5	5-2-3	0-0-0	0-0-1	8-2-2	DNP
at Vanderbilt	01/11/14	71-62	w	DNP	6-2-4	14-4-2	6-1-1	DNP	10-8-4	DNP
at Arkansas	01/14/14	85-87	L	1-1-0	23-6-2	16-1-1	0-2-1	DNP	7-4-6	DNP
TENNESSEE	01/18/14	74-66	w	DNP	8-1-0	14-4-1	0-0-1	DNP	26-2-3	DNP
TEXAS A&M	01/21/14	68-51	w	0-0-0	15-7-2	6-1-2	3-2-1	DNP	8-8-4	DNP
GEORGIA	01/25/14	79-54	w	2-1-0	13-2-1	15-0-3	2-0-1	2-1-1	7-3-5	DNP
at LSU	01/28/14	82-87	L	DNP	23-7-2	14-6-1	3-2-1	DNP	8-0-1	DNP
at Missouri	02/01/14	84-79	w	2-1-0	20-2-2	21-2-1	0-2-1	DNP	14-1-4	DNP
OLE MISS	02/04/14	80-64	w	0-0-0	10-3-1	16-6-2	0-0-0	0-0-0	9-2-5	DNP
at Mississippi State	02/08/14	69-59	w	DNP	11-1-0	9-6-6	2-3-1	3-2-0	5-3-3	DNP
at Auburn	02/12/14	64-56	w	DNP	4-6-1	10-1-1	3-1-1	DNP	16-5-2	DNP
FLORIDA	02/15/14	59-69	L	DNP	19-5-1	3-1-2	0-0-1	DNP	20-4-4	DNP
at Ole Miss	02/18/14	84-70	w	DNP	16-6-5	17-4-4	3-1-2	DNP	10-3-4	DNP
LSU	2/22/14	77-76	w	2-1-0	20-4-0	21-4-1	0-0-0	DNP	9-6-4	DNP
ARKANSAS	02/27/14	67-71	L	0-1-0	11-1-3	8-2-0	0-0-0	0-0-0	14-4-3	DNP
at South Carolina	03/01/14	67-72	L	0-0-0	19-2-3	21-6-0	0-1-0	0-0-0	5-0-4	DNP
ALABAMA	03/04/14	55-48	w	DNP	9-5-1	7-6-3	3-3-0	3-0-0	6-3-3	DNP
at Florida	03/08/14	65-84	L	DNP	14-3-0	10-2-2	0-0-1	DNP	8-2-5	DNP
vs LSU	03/14/14	85-67	w	DNP	21-6-4	14-2-2	0-0-0	0-0-0	11-3-8	0-0-0
vs Georgia	03/15/14	70-58	w	0-1-0	14-3-0	22-1-2	4-1-0	0-0-0	12-5-9	DNP
vs Florida	03/16/14	60-61	L	0-0-0	13-4-2	16-2-2	0-0-0	DNP	10-4-2	DNP
vs Kansas State	03/21/14	56-49	w	DNP	7-5-1	18-1-1	0-1-0	DNP	7-5-5	DNP
vs Wichita State	03/23/14	78-76	w	DNP	13-8-0	19-1-1	0-0-1	DNP	20-1-3	DNP
vs Louisville	03/28/14	74-69	w	0-0-0	9-1-0	15-3-0	0-0-0	DNP	14-5-7	DNP
vs Michigan	03/30/14	75-72	w	10-8-0	13-4-1	12-0-0	DNP	DNP	8-3-6	DNP
vs WISCONSIN	04/05/14	74-73	w	4-1-0	17-5-2	8-3-2	0-1-0	DNP	9-3-4	DNP

2013-14 UK Basketball
Kentucky Points-Rebounds-Assists (as of Apr 06, 2014)
All games

Opponent	Date	Score		15	22	24	25	30	32	35
				CAULEY-STE	POYTHRESS,	FLOREAL,EJ	HAWKINS,DO	RANDLE,JUL	LONG,BRIAN	WILLIS,DER
UNC ASHEVILLE	11/08/13	89-57	w	3-6-4	10-13-0	DNP	0-1-0	23-16-1	DNP	2-0-0
NORTHERN KENTUCKY	11/10/13	93-63	w	7-11-0	9-7-2	DNP	0-1-1	22-14-3	DNP	6-2-0
vs Michigan State	11/12/13	74-78	L	5-7-0	7-12-0	DNP	0-0-0	27-13-1	DNP	DNP
ROBERT MORRIS	11/17/13	87-49	w	7-13-2	2-4-3	2-1-0	4-1-3	10-15-2	DNP	6-1-0
TEXAS-ARLINGTON	11/19/13	105-76	w	14-10-1	0-4-1	DNP	3-1-0	22-10-4	DNP	0-0-0
CLEVELAND STATE	11/25/13	68-61	w	11-4-0	7-7-0	DNP	1-1-0	15-15-2	DNP	DNP
EASTERN MICHIGAN	11/27/13	81-63	w	15-8-2	3-6-0	DNP	1-1-0	14-10-0	DNP	DNP
vs Providence	12/01/13	79-65	w	15-8-1	5-1-0	DNP	5-1-1	12-8-4	DNP	0-0-0
vs Baylor	12/06/13	62-67	L	8-3-2	0-2-0	DNP	2-1-0	16-8-4	DNP	DNP
BOISE STATE	12/10/13	70-55	w	6-7-0	0-3-1	DNP	0-0-2	17-11-1	DNP	DNP
at North Carolina	12/14/13	77-82	L	5-12-1	6-8-0	DNP	0-1-0	11-5-0	DNP	0-0-0
BELMONT	12/21/13	93-80	w	16-7-1	7-5-1	DNP	2-4-3	29-10-0	DNP	0-1-0
LOUISVILLE	12/28/13	73-66	w	2-10-0	7-5-0	DNP	1-3-0	17-3-0	DNP	DNP
MISSISSIPPI STATE	01/08/14	85-63	w	12-4-1	12-4-2	0-0-0	4-2-2	8-14-1	DNP	0-1-0
at Vanderbilt	01/11/14	71-62	w	15-6-0	9-4-0	DNP	0-1-0	7-11-0	DNP	0-1-0
at Arkansas	01/14/14	85-87	L	2-6-0	12-6-0	DNP	0-0-0	20-14-0	DNP	DNP
TENNESSEE	01/18/14	74-66	w	0-3-0	4-3-2	DNP	0-0-0	18-2-4	DNP	DNP
TEXAS A&M	01/21/14	68-51	w	1-1-0	16-5-0	DNP	0-0-0	13-11-3	DNP	DNP
GEORGIA	01/25/14	79-54	w	8-3-1	11-5-1	DNP	0-0-0	14-9-3	DNP	2-2-0
at LSU	01/28/14	82-87	L	3-6-1	10-7-0	DNP	0-0-0	6-5-1	DNP	DNP
at Missouri	02/01/14	84-79	w	0-0-0	7-3-0	DNP	0-2-0	18-9-3	DNP	DNP
OLE MISS	02/04/14	80-64	w	18-11-2	10-7-0	DNP	0-0-0	12-5-0	DNP	0-0-0
at Mississippi State	02/08/14	69-59	w	8-2-1	6-4-0	DNP	DNP	16-7-1	DNP	0-0-0
at Auburn	02/12/14	64-56	w	5-6-1	6-7-0	DNP	DNP	12-12-0	DNP	DNP
FLORIDA	02/15/14	59-69	L	2-2-1	0-2-0	DNP	0-0-0	13-13-2	DNP	DNP
at Ole Miss	02/18/14	84-70	w	8-6-0	5-3-1	DNP	DNP	25-13-0	DNP	DNP
LSU	2/22/14	77-76	w	7-6-0	6-1-0	DNP	0-1-0	8-15-0	DNP	DNP
ARKANSAS	02/27/14	67-71	L	16-13-1	1-6-0	DNP	0-0-0	14-10-0	DNP	DNP
at South Carolina	03/01/14	67-72	L	2-5-0	2-7-2	DNP	0-0-0	10-15-1	DNP	DNP
ALABAMA	03/04/14	55-48	w	3-5-0	3-1-0	DNP	DNP	12-11-1	DNP	DNP
at Florida	03/08/14	65-84	L	4-3-0	4-1-0	DNP	DNP	16-10-1	DNP	DNP
vs LSU	03/14/14	85-67	w	8-6-0	5-2-0	DNP	0-0-0	17-16-1	DNP	0-0-0
vs Georgia	03/15/14	70-58	w	0-3-0	0-1-0	0-0-0	0-0-0	12-11-1	0-0-0	0-0-0
vs Florida	03/16/14	60-61	L	10-11-1	7-2-0	DNP	0-0-0	4-7-1	DNP	DNP
vs Kansas State	03/21/14	56-49	w	2-8-1	3-2-0	DNP	DNP	19-15-0	DNP	DNP
vs Wichita State	03/23/14	78-76	w	4-2-0	6-2-0	DNP	DNP	13-10-6	DNP	DNP
vs Louisville	03/28/14	74-69	w	0-1-0	6-4-0	DNP	0-0-0	15-12-1	DNP	DNP
vs Michigan	03/30/14	75-72	w	DNP	8-3-1	DNP	0-0-0	16-11-0	DNP	DNP
vs WISCONSIN	04/05/14	74-73	w	DNP	8-7-0	DNP	2-0-0	16-5-0	DNP	DNP

2013-14 UK Basketball
Kentucky Points-Rebounds-Assists (as of Apr 06, 2014)
All games

44				
Opponent	Date	Score	JOHNSON,DA	
UNC ASHEVILLE	11/08/13	89-57	w	5-1-0
NORTHERN KENTUCKY	11/10/13	93-63	w	7-4-1
vs Michigan State	11/12/13	74-78	L	2-5-0
ROBERT MORRIS	11/17/13	87-49	w	8-3-0
TEXAS-ARLINGTON	11/19/13	105-76	w	8-8-0
CLEVELAND STATE	11/25/13	68-61	w	0-2-0
EASTERN MICHIGAN	11/27/13	81-63	w	10-7-0
vs Providence	12/01/13	79-65	w	1-3-0
vs Baylor	12/06/13	62-67	L	0-1-0
BOISE STATE	12/10/13	70-55	w	0-1-0
at North Carolina	12/14/13	77-82	L	2-3-0
BELMONT	12/21/13	93-80	w	DNP
LOUISVILLE	12/28/13	73-66	w	0-1-1
MISSISSIPPI STATE	01/08/14	85-63	w	8-1-0
at Vanderbilt	01/11/14	71-62	w	4-1-0
at Arkansas	01/14/14	85-87	L	4-4-1
TENNESSEE	01/18/14	74-66	w	4-4-0
TEXAS A&M	01/21/14	68-51	w	6-7-0
GEORGIA	01/25/14	79-54	w	3-1-0
at LSU	01/28/14	82-87	L	15-6-1
at Missouri	02/01/14	84-79	w	2-1-0
OLE MISS	02/04/14	80-64	w	5-2-0
at Mississippi State	02/08/14	69-59	w	9-8-0
at Auburn	02/12/14	64-56	w	8-8-1
FLORIDA	02/15/14	59-69	L	2-2-0
at Ole Miss	02/18/14	84-70	w	0-2-0
LSU	2/22/14	77-76	w	4-3-0
ARKANSAS	02/27/14	67-71	L	3-3-0
at South Carolina	03/01/14	67-72	L	8-5-0
ALABAMA	03/04/14	55-48	w	9-5-1
at Florida	03/08/14	65-84	L	9-5-1
vs LSU	03/14/14	85-67	w	9-11-0
vs Georgia	03/15/14	70-58	w	6-8-0
vs Florida	03/16/14	60-61	L	0-5-1
vs Kansas State	03/21/14	56-49	w	0-1-0
vs Wichita State	03/23/14	78-76	w	3-2-0
vs Louisville	03/28/14	74-69	w	15-6-0
vs Michigan	03/30/14	75-72	w	8-3-0
vs WISCONSIN	04/05/14	74-73	w	10-7-1