



# 2014-15 KENTUCKY BASKETBALL

## SCHEDULE/RESULTS (22-0, 9-0 SEC)

Date	Opponent	Result/Time
N. 2	PIKEVILLE (Exh.) [SEC]	W, 116-68
N. 9	GEORGETOWN COLL. (Exh.) [SEC]	W, 121-52
N. 14 <sup>1</sup>	GRAND CANYON [SEC]	W, 85-45
N. 16 <sup>1</sup>	BUFFALO [ESPNU]	W, 71-52
N. 18 <sup>2</sup>	vs. No. 5/5 Kansas [ESPN]	W, 72-40
N. 21	BOSTON U. [FSN]	W, 89-65
N. 23 <sup>1</sup>	MONTANA STATE [SEC]	W, 86-28
N. 25 <sup>1</sup>	UT ARLINGTON [SEC]	W, 92-44
N. 30	No. 11/25 PROVIDENCE [ESPN2]	W, 58-38
D. 5 <sup>3</sup>	6/7 TEXAS [ESPN]	W, 63-51
D. 7	EASTERN KENTUCKY [SEC]	W, 82-49
D. 10	COLUMBIA [ESPN2]	W, 56-46
D. 13	No. 21/18 NORTH CAROLINA [CBS]	W, 84-70
D. 20 <sup>4</sup>	vs. UCLA [CBS]	W, 83-44
D. 27	at No. 4/4 Louisville [ESPN2]	W, 58-50
J. 6	* OLE MISS [SEC]	W, 89-86 (OT)
J. 10	* at Texas A&M [CBS]	W, 70-64 (2OT)
J. 13	* MISSOURI [ESPN]	W, 86-37
J. 17	* at Alabama [ESPN]	W, 70-48
J. 20	* VANDERBILT [SEC]	W, 65-57
J. 24	* at South Carolina [ESPN]	W, 58-43
J. 29	* at Missouri [ESPN]	W, 69-53
J. 31	* ALABAMA [SEC]	W, 70-55
F. 3	* GEORGIA [ESPNU]	W, 69-58
F. 7	* at Florida [ESPN]	9:00 p.m.
F. 10	* at LSU [ESPN]	7:00 p.m.
F. 14	* SOUTH CAROLINA [ESPN]	2:00 p.m.
F. 17	* at Tennessee [ESPN]	7:00 p.m.
F. 21	* AUBURN [ESPN/ESPN2]	6:00 p.m.
F. 25	* at Mississippi State [SEC]	7:00 p.m.
F. 28	* ARKANSAS [CBS]	4:00 p.m.
M. 3	* at Georgia [ESPN]	9:00 p.m.
M. 7	* FLORIDA [CBS]	7:00 p.m.
M. 11-15 <sup>5</sup>	SEC Tournament	TBD

<sup>1</sup>Cawood Ledford Classic (Rupp Arena, Lexington, Ky.); <sup>2</sup>State Farm Champions Classic (Bankers Life Fieldhouse, Indianapolis); <sup>3</sup>SEC/Big 12 Challenge (Rupp Arena, Lexington, Ky.); <sup>4</sup>CBS Sports Classic (United Center, Chicago); <sup>5</sup>SEC Tournament (Bridgestone Arena, Nashville, Tenn.)

## No. 1/1 Kentucky (22-0, 9-0) at Florida (12-10, 5-4)

Saturday, Feb. 7 • 9 p.m. ET • O'Connell Center (11,548) • Gainesville, Fla.

### GAMECENTER

#### Kentucky Wildcats

Record: 22-0, 9-0 in SEC  
 Rankings: No. 1 (AP)/No. 1 (Coaches)  
 Last Game: Defeated Georgia, 69-58  
 Head Coach: John Calipari  
 Overall On-Court Record: 619-177 (.778)  
 at UK: 174-37 (.825)  
 Last Five Games: 5-0  
 Calipari vs. Florida: 9-5  
 All-Time Series vs. Florida: UK leads 94-37  
 Twitter: @KentuckyMBB

#### UK Radio Network

Talent: Tom Leach (PxP), Mike Pratt (Analyst)  
 Sirius/XM Channel: 91/91

#### Florida Gators

Record: 12-10, 5-4 in SEC  
 Rankings: NR (AP)/NR (Coaches)  
 Last Game: Lost to Vanderbilt, 67-61  
 Head Coach: Billy Donovan  
 Overall On-Court Record: 498-199 (.716)  
 at Florida: 463-179 (.721)  
 Last Five Games: 2-3  
 Donovan vs. Kentucky: 17-26  
 Last Meeting: Florida won, 61-60 (3/16/2014)

#### Television Info

Network: ESPN  
 Talent: Dan Shulman (PxP), Jay Bilas (Analyst), Shannon Spake (Sideline)

### CAT SCRATCHES

- UK is in its 112th season of basketball and remains the national leader in total wins with 2,162.
- With 22 consecutive victories to begin the season, UK is off to the third-best start in program history and best under John Calipari. The Cats are three wins away from tying the best start in school history. It's also the best start to a year since the 1965-66 squad began the year 23-0.
- Kentucky is the only undefeated team remaining in the country.
- Kentucky owns a 94-37 all-time record against Florida, including a 33-24 edge in Gainesville, Fla. The Gators won all three meetings a season ago.
- UK will be a part of ESPN's College GameDay for the ninth time in program history and the sixth consecutive season. The Wildcats have faced Florida as part of GameDay festivities four other times. Kentucky is 3-2 under Calipari in GameDay games
- Calipari has notched 20 or more on-court victories in 21 consecutive seasons. That's the most of any current coach in Division I and it trails only Dean Smith (27) in the all-time record book.
- Coach Calipari has the best record of any Kentucky coach through the first 210 games of their careers. Also, Calipari (.825) recently surpassed the legendary Adolph Rupp (.822) in UK career winning percentage.
- UK has only trailed for 103:43 of the possible 895 minutes this season.
- The Wildcats have won 44 of their last 46 contests as the Associated Press top-ranked team. Calipari is 47-4 (.922) as the top-ranked coach at Kentucky.
- Devin Booker earned his fourth straight SEC Freshman of the Week accolade on Monday. He is only the third player in league history (Nerlens Noel, John Wall) to earn the honor in four straight weeks.

### STARTING LINEUP BASED ON LAST OUTING

#### Willie Cauley-Stein #15

Jr. - Forward  
 7-0 • 242  
 Olathe, Kan.  
 Pts. - 8.7  
 Rebs. - 6.4  
 Mins. - 25.2

#### Aaron Harrison #2

Soph. - Guard  
 6-6 • 212  
 Richmond, Texas  
 Pts. - 11.0  
 3-pt. FGs. - 37  
 Mins. - 26.0

#### Andrew Harrison #5

Soph. - Guard  
 6-6 • 210  
 Richmond, Texas  
 Pts. - 8.2  
 Assts. - 4.0  
 Mins. - 24.4

#### Dominique Hawkins #25

Soph. - Guard  
 6-0 • 195  
 Richmond, Ky.  
 Pts. - 2.0  
 Assts. - 0.9  
 Mins. - 10.0

#### Karl-Anthony Towns #12

Fr. - Forward  
 6-11 • 250  
 Piscataway, N.J.  
 Pts. - 8.5  
 Rebs. - 6.1  
 Mins. - 19.6

## MEDIA INFORMATION

### Numerical Roster

No.	Name	Pos.	Ht.	Wt.	Yr.	Exp.	Hometown (Previous School)
00	Marcus Lee	F	6-9	220	So.	1L	Antioch, Calif. (Deer Valley)
1	Devin Booker	G	6-6	206	Fr.	HS	Grand Rapids, Mich. (Moss Point)
2	Aaron Harrison	G	6-6	212	So.	1L	Richmond, Texas (Travis)
3	Tyler Ulis	G	5-9	155	Fr.	HS	Lima, Ohio (Marian Catholic)
5	Andrew Harrison	G	6-6	210	So.	1L	Richmond, Texas (Travis)
12	Karl-Anthony Towns	F	6-11	255	Fr.	HS	Piscataway, N.J. (St. Joseph)
13	Sam Malone	G	5-11	185	Sr.	3L	Scituate, Mass. (Scituate)
15	Willie Cauley-Stein	F	7-0	242	Jr.	2L	Olathe, Kan. (Northwest)
21	Tod Lanter	G	6-2	190	Sr.	2L	Lexington, Ky. (Gulf Coast St. CC)
22	Alex Poythress	F	6-8	235	Jr.	2L	Clarksville, Tenn. (Northeast)
24	EJ Floreal	G	6-3	200	So.	1L	Palo Alto, Calif. (Dunbar)
25	Dominique Hawkins	G	6-0	195	So.	1L	Richmond, Ky. (Madison Central)
32	Brian Long	G	5-9	155	Sr.	3L	Dumont, N.J. (River Dell)
35	Derek Willis	F	6-9	220	So.	1L	Mt. Washington, Ky. (Bullitt East)
41	Trey Lyles	F	6-10	235	Fr.	HS	Indianapolis, Ind. (Arsenal Technical)
44	Dakari Johnson	C	7-0	255	So.	1L	Brooklyn, N.Y. (Montverde Academy)

### Coaching Staff

<b>Head Coach:</b>	John Calipari (Clarion, 1983 - 6th season)
<b>Associate Head Coach</b>	Kenny Payne (Louisville, 2003 - 5th season)
<b>Assistant Coach</b>	John Robic (Denison, 1986 - 6th season)
<b>Assistant Coach</b>	Barry 'Slice' Rohrsen (St. Francis (N.Y.), 1983 - 1st season)
<b>Special Asst. to Head Coach:</b>	Tony Barbee (Massachusetts, 1993 - 1st season)
<b>Coordinator of Performance:</b>	Ray 'Rock' Oliver (Kansas, 1986 - 3rd season)
<b>Strength Coach:</b>	Robert Harris (Kentucky State, 2009 - 1st season)
<b>Athletic Trainer:</b>	Chris Simmons (Memphis, 2002 - 6th season)
<b>Associate AD/Basketball Operations:</b>	Chris Woolard (UCLA, 1997 - 4th season)
<b>Director of Basketball Analytics:</b>	Joel Justus (UNC-Wilmington, 2004 - 1st season)

### Social Media Guide

UK Athletics	@UKAthletics
Kentucky Basketball	@KentuckyMBB
John Calipari	@UKCoachCalipari
Devin Booker	@DevinBook
Willie Cauley-Stein	@THEwillieCS15
EJ Floreal	@BouncyE_24
Aaron Harrison	@AaronICE2
Andrew Harrison	@DrewRoc5
Dominique Hawkins	@Dhawk_25
Dakari Johnson	@SafariDakari44
Tod Lanter	@tod_lanterIII
Marcus Lee	@SuperKingMe
Brian Long	@brianlong32
Trey Lyles	@TreyMambaLyles
Sam Malone	@SamMaloneuk13
Alex Poythress	@AlextheGreat22
Karl-Anthony Towns	@KATis32
Tyler Ulis	@tulis3
Derek Willis	@derek_willis33

### Pronunciation Guide

Willie Cauley-STEIN	(STINE)
EJ FLOREAL	(FLOOR-EE-AL)
DOMINIQUE Hawkins	(DOM-A-NEEK)
DAKARI Johnson	(DA-CAR-EE)
Alex POYTHRESS	(POY-THRESS)
John CALIPARI	(CAL-A-PEAR-EE)

### Media Relations

Eric Lindsey   eric.lindsey@uky.edu   859.619.0944
Deb Moore   deb.moore@uky.edu
Jake Most   jake.most@uky.edu   516. 996.3229
859.257.3838 (office)

## Kentucky Basketball

The Wildcats own an unparalleled tradition of success. Since 1903, the University of Kentucky has fielded 112 basketball teams. The first national championship was an NIT title in 1946. The first NCAA title came in 1948, and the latest, No. 8, occurred in 2012. No other program can claim the unparalleled success that matches the Wildcats efforts over the past century.

**8 NCAA National Titles**  
(1948, 1949, 1951, 1958, 1978, 1996, 1998, 2012)

2012 National Championship Team



- Highest All-Time Winning Percentage (2,162-672-1, .763)
- 45 SEC Regular-Season Titles
- 27 SEC Tournament Titles
- 13 30-win seasons
- 59 20-win seasons
- And the most victories all-time in NCAA Division I history through Feb. 3, 2015:


Kentucky	2,162
Kansas	2,145
North Carolina	2,131
Duke	2,045
Syracuse	1,917

### 2014 NCAA Tournament Run guided UK to ...

- its fourth NCAA runner-up trophy
- 16th Final Four appearance
- National-record 53rd NCAA Tournament appearance
- 163 NCAA Tournament games and 116 NCAA Tournament victories, the most in the NCAA



# TV CHART



00

**Marcus Lee**

6-9 · 220 · So. · F  
Antioch, Calif.  
(Deer Valley)



1

**Devin Booker**


6-6 · 206 · Fr. · G  
Grand Rapids, Mich.  
(Moss Point)



2

**Aaron Harrison**

6-6 · 212 · So. · G  
Richmond, Texas  
(Travis)



3

**Tyler Ulis**


5-9 · 155 · Fr. · G  
Lima, Ohio  
(Marian Catholic)



5

**Andrew Harrison**

6-6 · 210 · So. · G  
Richmond, Texas  
(Travis)



12

**Karl-Anthony Towns**

6-11 · 255 · Fr. · F  
Piscataway, N.J.  
(St. Joseph)



13

**Sam Malone**


5-11 · 185 · Sr. · G  
Scituate, Mass.  
(Scituate)



15

**Willie Cauley-Stein**

7-0 · 242 · Jr. · F  
Olathe, Kan.  
(Northwest)



21

**Tod Lanter**


6-2 · 190 · Sr. · G  
Lexington, Ky.  
(Gulf Coast State CC)



22

**Alex Poythress**

6-8 · 235 · Jr. · F  
Clarksville, Tenn.  
(Northeast)



24

**EJ Floreal**


6-4 · 200 · So. · G  
Palo Alto, Calif.  
(Dunbar)



25

**Dominique Hawkins**

6-0 · 195 · So. · G  
Richmond, Ky.  
(Madison Central)



32

**Brian Long**

5-9 · 155 · Sr. · G  
Dumont, N.J.  
(River Dell)



35

**Derek Willis**

6-9 · 220 · So. · F  
Mt. Washington, Ky.  
(Bullitt East)



41

**Trey Lyles**

6-10 · 235 · Fr. · F  
Indianapolis, Ind.  
(Arsenal Tech)



44

**Dakari Johnson**

7-0 · 255 · So. · C  
Brooklyn, N.Y.  
(Montverde Academy)



**John Calipari**

Head Coach  
Sixth Year at UK  
(Clarion, '82)



**Kenny Payne**

Associate Head Coach  
Fifth Year at UK  
(Louisville, '03)



**John Robic**

Assistant Coach  
Sixth Year at UK  
(Denison, '86)



**Barry Rohrsen**

Assistant Coach  
First Year at UK  
(St. Francis, '83)



## THE POLLS

Associated Press  
Feb. 2, 2015

Coaches'  
Feb. 2, 2015

Rk.	Team (First-Place Votes)
1.	Kentucky (65)
2.	Gonzaga
3.	Virginia
4.	Duke
5.	Wisconsin
6.	Arizona
7.	Villanova
8.	Kansas
9.	Louisville
10.	Notre Dame
11.	Iowa State
12.	North Carolina
13.	Utah
14.	Northern Iowa
15.	West Virginia
16.	Wichita State
17.	Maryland
18.	VCU
19.	Baylor
20.	Ohio State
21.	Oklahoma
22.	Butler
23.	Southern Methodist
24.	Georgetown
25.	Texas

Rk.	Team (First-Place Votes)
1.	Kentucky (31)
2.	Gonzaga (1)
3.	Virginia
4.	Wisconsin
5.	Duke
6.	Arizona
7.	Villanova
8.	Louisville
9.	Kansas
10.	Notre Dame
11.	Utah
12.	West Virginia
13.	North Carolina
14.	Iowa State
15.	Northern Iowa
16.	Maryland
17.	Wichita State
18.	VCU
19.	Baylor
20.	Ohio State
21.	Oklahoma
22.	Butler
23.	Southern Methodist
24.	Georgetown
25.	Indiana

### Others Receiving Votes:

Texas A&M; Seton Hall; Arkansas; Indiana; San Diego State; Colorado State; Dayton; Tulsa; Xavier; Stephen F. Austin; Providence; Stanford; Murray State; Louisiana Tech; Oklahoma State; Temple; Georgia; Michigan State; Rhode Island; Valparaiso

### Others Receiving Votes:

Arkansas; Colorado State; Texas; Dayton; San Diego State; Texas A&M; Wyoming; Providence; Tulsa; Seton Hall; Stephen F. Austin; Michigan State; TCU; Stanford; LSU; Valparaiso

## UK'S WEEKLY RANKINGS

DATE	AP	Coaches'	RPI
Preseason	1	1	-
Nov. 17	1	1	-
Nov. 24	1	1	-
Dec. 1	1	1	-
Dec. 8	1	1	2
Dec. 15	1	1	1
Dec. 22	1	1	1
Dec. 29	1	1	1
Jan. 5	1	1	1
Jan. 12	1	1	1
Jan. 19	1	1	1
Jan. 26	1	1	2
Feb. 2	1	1	2

## THE SOUTHEASTERN CONFERENCE

SEC Standings  
(As of Feb. 4, 2015)

Team	SEC (Pct.)	GB	Overall (Pct.)
<b>Kentucky</b>	<b>9-0 (1.000)</b>	<b>0.0</b>	<b>22-0 (1.000)</b>
Arkansas	6-3 (.667)	3.0	17-5 (.773)
Ole Miss	6-3 (.667)	3.0	15-7 (.682)
Texas A&M	6-3 (.667)	3.0	15-6 (.714)
LSU	5-3 (.625)	3.5	16-5 (.762)
Florida	5-4 (.556)	4.0	12-10 (.545)
Georgia	5-4 (.556)	4.0	14-7 (.667)
Tennessee	5-4 (.556)	4.0	13-7 (.650)
Alabama	4-5 (.444)	5.0	14-8 (.636)
Miss. State	4-5 (.444)	5.0	11-11 (.500)
Auburn	2-6 (.250)	6.5	10-11 (.476)
South Carolina	2-7 (.222)	7.0	11-10 (.524)
Missouri	2-7 (.222)	7.0	12-10 (.545)
Vanderbilt	1-8 (.111)	8.0	7-15 (.318)

### Upcoming Schedule

Date	Time	Game	TV
2/5	7:00	Auburn at LSU*	ESPN/2
2/7	Noon	Tennessee at Georgia*	ESPN/2
	4:00	Mississippi St. at Arkansas*	SEC
	4:00	South Carolina at Vanderbilt*	FSN
	6:00	Alabama at LSU*	ESPN/2
	6:00	Texas A&M at Missouri*	ESPNU
	6:30	Ole Miss at Auburn*	SEC
	9:00	<b>Kentucky at Florida*</b>	<b>ESPN</b>
2/10	7:00	<b>Kentucky at LSU*</b>	<b>ESPN</b>
	7:00	Missouri at South Carolina*	SEC
	9:00	Arkansas at Auburn*	ESPNU
	9:00	Alabama at Mississippi St.*	SEC
2/11	7:00	Georgia at Texas A&M*	SEC
	9:00	Tennessee at Vanderbilt*	SEC
2/12	7:00	Ole Miss at Florida*	ESPN/2
2/14	2:00	Auburn at Georgia*	FSN
	2:00	<b>S. Carolina at Kentucky*</b>	<b>ESPN/2</b>
	4:00	LSU at Tennessee*	SEC
	4:00	Mississippi St. at Missouri*	ESPNU
	6:30	Florida at Texas A&M*	SEC
	8:00	Vanderbilt at Alabama*	ESPNU
	9:00	Arkansas at Ole Miss*	SEC
2/17	7:00	<b>Kentucky at Tennessee*</b>	<b>ESPN</b>
	7:00	S. Carolina at Georgia*	SEC
	9:00	LSU at Texas A&M*	SEC
	9:00	Alabama at Auburn*	ESPNU
2/18	7:00	Vanderbilt at Florida*	SEC
	9:00	Missouri at Arkansas*	SEC

\* conference game

^ all times Eastern

Kentucky in the SEC Stats  
(As of Feb. 3, 2015)  
[NCAA Rank]

CATEGORY	TEAM [NATIONAL] RANK (STAT)
Scoring .....	[49th] 4th (73.9)
Scoring Defense .....	[2nd] 1st (51.0)
Scoring Margin .....	[1st] 1st (+22.8)
Free Throw % .....	[174th] 8th (.690)
Field Goal % .....	[63rd] 2nd (.461)
Field Goal % Def. ....	[1st] 1st (.329)
3-Pt. Field Goal % .....	[110th] 2nd (.358)
3-Pt. FG % Def. ....	[6th] 1st (.272)
Rebounding Offense .....	3rd (38.5)
Rebounding Defense .....	3rd (31.8)
Rebounding Margin .....	[20th] 1st (+6.7)
Blocked Shots .....	[2nd] 1st (7.3)
Assists .....	[36th] 3rd (15.3)
Steals .....	[61st] 6th (7.4)
Turnover Margin .....	[9th] 1st (+4.5)
Assist/TO Ratio .....	[19th] 2nd (1.4)
Offensive Rebounds .....	[30th] 2nd (13.2)
Defensive Rebounds .....	[76th] 5th (25.4)
Defensive Rebound Pct. ....	11th (.668)
Offensive Rebound Pct. ....	1st (.407)
3-Point FG Made .....	[215th] 9th (5.9)

### INDIVIDUAL [NATIONAL] RANK (STAT)

#### Assist-to-Turnover Ratio Per Game

Tyler Ulis .....	[4th] 1st (3.6)
Andrew Harrison .....	[120th] 7th (2.0)

#### Assists Per Game

Andrew Harrison .....	[131st] 7th (4.0)
-----------------------	-------------------

#### Blocked Shots Per Game

Karl-Anthony Towns .....	[37th] 2nd (2.3)
Willie Cauley-Stein .....	[85th] 5th (1.6)

#### Defensive Rebounds Per Game

Willie Cauley-Stein .....	10th (4.2)
---------------------------	------------

#### Rebounds Per Game

Willie Cauley-Stein .....	[247th] 10th (6.4)
Karl-Anthony Towns .....	11th (6.1)
Dakari Johnson .....	19th (5.5)

#### Steals Per Game

Willie Cauley-Stein .....	[183rd] 1st (1.5)
---------------------------	-------------------

#### 3-Point Field Goals Made Per Game

Devin Booker .....	7th (1.9)
--------------------	-----------

## SEASON & CAREER TOTALS

(Kentucky's record in such games ...)

### Double-Figure Scoring

Player	2014-15	Career
Aa. Harrison	13 (13-0)	42 (35-7)
Cauley-Stein	9 (9-0)	30 (25-5)
An. Harrison	7 (7-0)	25 (20-5)
Poythress	0 (0-0)	23 (18-5)
Johnson	8 (8-0)	12 (11-1)
Booker	11 (11-0)	11 (11-0)
Towns	9 (9-0)	9 (9-0)
Lyles	5 (5-0)	5 (5-0)
Lee	1 (1-0)	4 (4-0)
Ulis	3 (3-0)	3 (3-0)

### 20+ Point Games

Player	2014-15	Career
Aa. Harrison	1 (1-0)	9 (7-2)
Poythress	0 (0-0)	6 (5-1)
An. Harrison	1 (1-0)	4 (3-1)
Cauley-Stein	1 (1-0)	2 (2-0)

### 15+ Point Games

Player	2014-15	Career
Aa. Harrison	4 (4-0)	22 (17-5)
Poythress	0 (0-0)	12 (11-1)
An. Harrison	3 (3-0)	10 (8-2)
Cauley-Stein	2 (2-0)	9 (8-1)
Booker	7 (7-0)	7 (7-0)
Towns	2 (2-0)	2 (2-0)
Johnson	0 (0-0)	2 (1-1)
Lee	0 (0-0)	1 (1-0)

### 10+ Rebound Games

Player	2014-15	Career
Cauley-Stein	6 (6-0)	19 (14-5)
Towns	5 (5-0)	5 (5-0)
Poythress	0 (0-0)	4 (3-1)
Johnson	2 (2-0)	3 (3-0)
Lyles	2 (2-0)	2 (2-0)

### Double-Doubles

Player	2014-15	Career
Cauley-Stein	2 (2-0)	10 (6-4)
Towns	3 (3-0)	3 (3-0)
Poythress	0 (0-0)	2 (2-0)
Johnson	1 (1-0)	1 (1-0)
Lyles	1 (1-0)	1 (1-0)

### 3+ Steal Game

Player	2014-15	Career
Cauley-Stein	5 (5-0)	10 (10-0)
Aa. Harrison	5 (5-0)	8 (8-0)
An. Harrison	3 (3-0)	5 (3-2)
Booker	1 (1-0)	1 (1-0)
Johnson	1 (1-0)	1 (1-0)
Ulis	1 (1-0)	1 (1-0)

### 3+ Block Game

Player	2014-15	Career
Cauley-Stein	5 (5-0)	32 (26-6)
Towns	10 (10-0)	10 (10-0)
Johnson	2 (2-0)	5 (5-0)
Lee	3 (3-0)	4 (4-0)
Poythress	1 (1-0)	3 (2-1)
Lyles	1 (1-0)	1 (1-0)
Willis	1 (1-0)	1 (1-0)

### Scoring Leader

Player	2014-15	Career
Aa. Harrison	5 (5-0)	15 (12-3)
Cauley-Stein	4 (4-0)	9 (7-2)
An. Harrison	3 (3-0)	8 (7-1)
Booker	7 (7-0)	7 (7-0)
Poythress	0 (0-0)	5 (4-1)
Towns	3 (3-0)	3 (3-0)
Johnson	1 (1-0)	2 (2-0)
Ulis	2 (2-0)	2 (2-0)
Lyles	1 (1-0)	1 (1-0)

### Rebounding Leader

Player	2014-15	Career
Cauley-Stein	8 (8-0)	24 (17-7)
Johnson	8 (8-0)	11 (11-0)
Towns	8 (8-0)	8 (8-0)
Poythress	0 (0-0)	8 (6-2)
Lyles	4 (4-0)	4 (4-0)
Aa. Harrison	0 (0-0)	1 (1-0)
Lee	1 (1-0)	1 (1-0)

### Assists Leader

Player	2014-15	Career
An. Harrison	14 (14-0)	42 (32-10)
Ulis	9 (9-0)	9 (9-0)
Aa. Harrison	2 (2-0)	8 (6-2)
Hawkins	2 (2-0)	4 (4-0)
Poythress	0 (0-0)	4 (3-1)
Booker	3 (3-0)	3 (3-0)
Cauley-Stein	0 (0-0)	2 (2-0)
Johnson	1 (1-0)	1 (1-0)
Lyles	1 (1-0)	1 (1-0)

## This Week's News:

### Balanced Attack Lifts Kentucky Past Alabama

• Kentucky improved to 22-0 and 9-0 in Southeastern Conference action with a 69-58 win over visiting Georgia on Tuesday.

- It was the 18th double-digit win of the year.
- UK is off to the third-best start in program history.
- The 22-game winning streak is the ninth-longest in program history.

• UK has won 45 of its last 47 games played as the AP top-ranked team.

• Sophomore guard Andrew Harrison led the way with 23 points and seven assists.

• Harrison scored the game's opening basket and UK never trailed in the contest.

• It marked the first game in Harrison's career where he posted 20 or more points and five or more assists in the same game.

• He also knocked down a career-best three 3-pointers.

• Kentucky has now only trailed for 103:43 of the possible 895 minutes played this season.

• Karl-Anthony Towns recorded his team-leading third double-double of the year with 15 points and a career-high 13 rebounds.

• Kentucky earned a lead as large as 18, but Georgia charged back and came within five as late as 2:06 remaining.

• Towns tallied a jumper with 1:33 remaining and Tyler Ulis and Harrison each sunk a pair of free throws to seal the victory.

• UK was out-rebounded (36-24) despite the career-day for Towns.

### Balanced Attack Lifts Kentucky Past Alabama

• Playing without freshman forward Trey Lyles, who was sidelined with an illness, UK got a balanced effort in a 70-55 win over Alabama, the second victory over the Crimson Tide this season.

• Four players scored in double figures and eight players scored at least five points

• Kentucky was behind for only 20 seconds in the win. UK has trailed for 103:43 of a possible 855 minutes this season.

• Sparked by inside players, UK shot a season-best 58.5 percent from the field.

• UK's bigs (Karl-Anthony Towns, Willie Cauley-Stein, Marcus Lee and Dakari Johnson) combined to make 13 of 16 shots (81.3 percent).

• Kentucky had only five turnovers, just one shy from the season low of four miscues.

• Alabama scored on the game's opening possession but Kentucky responded with the next seven points and the Wildcats never trailed again.

• UK led by as many as 17 points at 37-20 and took a 37-24 lead into halftime.

• The lead stayed between 12 and 21 points during the second half.

• UK improved to 54-0 under Calipari when holding its opponent to 55 points or less, including a school shot-clock record (1985-86) 16 wins this season.

## UK'S RECORD WHEN

KENTUCKY RECORD	ALL	SEC
Leading at halftime:	17-0	7-0
Tied at the half:	1-0	0-0
Trailing at halftime:	4-0	2-0
Shoot 50% or higher:	7-0	2-0
Shoot less than 50%:	15-0	7-0
Shoot higher % than opp.:	19-0	7-0
Shoot lower % than opp.:	3-0	2-0
Opp. shoot worse than 50%:	22-0	9-0
Opp. shoot 50% or higher:	0-0	0-0
Score less than 60 points:	4-0	1-0
Score 60-69 points:	4-0	3-0
Score 70-79 points:	5-0	3-0
Score 80-89 points:	8-0	2-0
Score 90-99 points:	1-0	0-0
Score 100+ points:	0-0	0-0
Opp. score less than 60 pts.:	17-0	7-0
Opp. score 60-69 pts.:	2-0	1-0
Opp. score 70-79 pts.:	1-0	0-0
Opp. score 80-89 points:	1-0	1-0
Opp. score 90-99 points:	0-0	0-0
Opp. score 100+ points:	0-0	0-0
Outrebounded opponent:	17-0	6-0
Outrebounded by opponent:	5-0	3-0
Equal number of rebounds:	0-0	0-0
Fewer turnovers than opp.:	18-0	8-0
Same turnovers as opp.:	1-0	1-0
More turnovers than opp.:	3-0	0-0
Make 8 or more 3-pointers:	7-0	4-0
Make 7 or fewer 3-pointers:	15-0	5-0
Games decided by 5 or fewer:	1-0	1-0
Overtime games:	2-0	2-0
On CBS:	3-0	1-0
On ESPN/ESPN2/ESPNU:	11-0	5-0
On Fox Sports1:	0-0	0-0
On SEC Network:	7-0	3-0
On ABC:	0-0	0-0
On FSN:	1-0	0-0
On CSS:	0-0	0-0
vs. SEC at Home:	5-0	5-0
vs. SEC on Road:	4-0	4-0
Games vs. ranked opp.:	5-0	0-0
Games following a loss:	0-0	0-0
Games following a win:	21-0	9-0
More points in the paint:	18-0	6-0
Fewer/Same points in the paint:	4-0	3-0
More bench points than opp.:	22-0	9-0
Fewer or same bench pts.:	0-0	0-0
More 2nd-chance points:	18-0	6-0
Fewer or same 2nd chance pts.:	4-0	3-0
More or same points off TOs:	22-0	9-0
Fewer points off TOs:	0-0	0-0
On Tuesday:	6-0	4-0
On Wednesday:	1-0	0-0
On Thursday:	1-0	1-0
On Friday:	3-0	0-0
On Saturday:	7-0	4-0
On Sunday:	4-0	0-0
In November:	7-0	0-0
In December:	6-0	0-0
In January:	8-0	8-0
In February:	1-0	1-0
In March:	0-0	0-0

## HONORING THE CATS

### DEVIN BOOKER

USBWA Wayman Tisdale Midseason Watch List  
SEC Freshman of the Week - Feb. 2, 2015  
SEC Freshman of the Week - Jan. 19, 2015  
SEC Freshman of the Week - Jan. 12, 2015  
SEC Freshman of the Week - Dec. 22, 2014

### WILLIE CAULEY-STEIN

USBWA Oscar Robertson Midseason Watch List  
SEC Preseason Second Team All-SEC (Media)  
Blue Ribbon Preseason All-SEC Team  
USA Today Preseason All-America Honorable Mention  
Lute Olson Award Watch List  
Wooden Award Preseason Watch List  
Wooden Award Midseason Watch List  
NBCSports.com Midseason All-America Second Team

### AARON HARRISON

SEC Preseason Player of the Year (Media)  
SEC Preseason First Team All-SEC (Media)  
Blue Ribbon Preseason All-SEC Team  
Blue Ribbon Preseason SEC Player of the Year  
Sporting News Preseason First Team All-America  
USA Today Preseason All-America Honorable Mention  
Lute Olson Award Watch List  
Wooden Award Watch List

### ANDREW HARRISON

SEC Preseason Second Team All-SEC (Media)  
Bob Cousy Award Watch List  
Wooden Award Watch List

### TREY LYLES

SEC Freshman of the Week - Nov. 17, 2014

### ALEX POYTHRESS

SEC Preseason Second Team All-SEC (Media)

### KARL-ANTHONY TOWNS

USBWA Wayman Tisdale Midseason Watch List  
SEC Freshman of the Week - Dec. 8, 2014  
SEC Freshman of the Week - Dec. 1, 2014  
SEC Preseason Second Team All-SEC (Media)  
CBS Sports Preseason Third Team All-America  
Sporting News Preseason Third Team All-America  
Blue Ribbon Preseason All-SEC Team  
Blue Ribbon Preseason SEC Newcomer of the Year  
USA Today Preseason All-America First Team  
Wooden Award Watch List

### TYLER ULIS

USBWA Wayman Tisdale Midseason Watch List  
USBWA Wayman Tisdale Freshman of the Week  
- Dec. 30, 2014  
SEC Freshman of the Week - Dec. 29, 2014  
Bob Cousy Award Watch List

- Towns had a perfect shooting night, making all four field-goal attempts and all four foul shots for a total of 12 points. All of his points came in the first half.
- Cauley-Stein tallied 12 points, making all four of his field-goal attempts.
- Devin Booker had 11 points, including 3 of 4 3-pointers. He's now made 25 of his last 38 long shots (65.8 percent).
- Aaron Harrison chipped in 10 points, the 10th time in the last 12 games he has tallied in double figures.
- Marcus Lee led the Wildcats in rebounding with five boards and also scored eight points, the most for him since scoring eight vs. North Carolina on Dec. 13.

### Booker Nabs Freshman of the Week ... Again

- Devin Booker averaged 10 points and 1.5 rebounds in wins over Missouri and Alabama last week and earned his fourth straight SEC Freshman of the Week honor.
- Booker is shooting 65.8 percent behind the arc over his last 11 games.
- Only two other players in league history earned the accolade in four straight weeks: UK's Nerlens Noel and John Wall.

### Season Notes:

#### And Then There Was One

- With Virginia's loss to Duke, Kentucky is now the only undefeated team remaining in the country.
- At 22-0, Kentucky is the last remaining unbeaten team in the country. This marks the fourth time in Coach Cal's career, and his second time while at UK that his team has been the last remaining unbeaten team in the country.

1995-96 – UMass (26-0)  
2007-08 – Memphis (26-0)  
**2014-15 – Kentucky (22-0)**  
2009-10 – Kentucky (19-0)

#### History Happens Here

- A victory at Missouri marked two separate milestones for John Calipari and the Wildcats:
  - A win propelled Calipari to his 21st straight season with 20 or more on-court wins as a collegiate head coach.
- He leads all active coaches with that streak. Mike Krzyzewski (Duke) and Jim Boeheim (Syracuse) have 18 and 17, respectively.
  - Dean Smith holds the all-time record with 27 consecutive seasons with 20-plus wins.
- At 20-0, UK achieved its best start under Coach Calipari.
- The win over the Tigers also marked the program's 59th season with 20 or more victories.

### Off to the Races

- Kentucky's 22-0 start to the season is one of the best starts in school history. It's the best start to the year under the direction of John Calipari. It's also UK's best start to a conference season since the 2011-12 team went 16-0 in league play.
  1. 25-0 (1953-54)
  2. 23-0 (1965-66)
  3. **22-0 (2014-15)**
- UK's 22 game winning streak is the ninth-longest streak in Kentucky history.

### Coach Cal's 100th Career Game at Rupp

- John Calipari coached in his 100th home game as the head coach at UK on Jan. 20 in a win over Vanderbilt. Through 100 games, he had a record of 96-4 at Rupp Arena, the best record of any UK national championship coach through their first 100 games at home.

#### 1. John Calipari (96-4)

2. Rick Pitino (94-6)  
Adolph Rupp (94-6)
3. Joe B. Hall (88-12)  
Tubby Smith (88-12)

### A League of His Own

- There have been a number of legends to put on a Wildcats uniform, but Willie Cauley-Stein stands alone in one regard: With two steals against South Carolina, Cauley-Stein became the first player in program history with 200 or more blocks and 100 or more steals in a career.
- For his career, Cauley-Stein has amassed 202 blocks, 101 steals and 544 career rebounds.
  - He is the eighth player in UK history to total 100 or more blocks, 75 or more steals, and 500 or more rebounds in a career.
  - The last player to achieve the feat was Terrence Jones.
  - Jules Camara, Reggie Hanson, Chuck Hayes, Walter McCarty, Tayshaun Prince and Kenny Walker join Jones and Cauley-Stein among players to achieve the 500, 100, 75-plateau.

### Fit For Any Situation

- The Wildcats have shown the ability to win in a number of ways. They are the only team in the country to win games in all of the following ways:
  - 50+ point win: Once (Montana State)
  - 40-49 point win: 3 times (last: Missouri)
  - 30-39 point win: 2 times (last: UCLA)
  - 20-29 point win: 4 times (last: Missouri)
  - 10-19 point win: 6 times (last: Georgia)
  - 5-9 point win: 3 times (last: Vanderbilt)
  - 1-4 point win: Once (Ole Miss)
  - Overtime win: 2 times (last: Texas A&M)

### S-E-C! S-E-C! S-E-C!

- Since the SEC's inception in 1932-33, the Wildcats have been the most dominant team in the league, recording a 931-262 mark (.780).



- Only two other teams have won more than 700 regular-season SEC games (Alabama, Tennessee) and no other team has a better winning percentage.
- UK has averaged 11.6 wins and only 3.2 losses per season in 78 years in the SEC.
- The Wildcats have won 45 SEC titles and 27 SEC Tournament championships, more than the other 13 teams combined.
- Kentucky has won 11 of the last 21 SEC Tournament titles.
- As of Feb. 1, nine SEC teams are ranked in the NCAA RPI top 100, including six in the top 50.
- The SEC owns the nation's No. 4 strength of schedule (through games played on Feb. 1).
- Twelve of the SEC's 14 teams have played schedules that rank in the top 100. UK's slate ranks as the 21st-most difficult, Missouri's is fourth and Georgia's ranks 18th.

### Players on the Charts

- Several Wildcat players are moving up the rankings on UK's all-time career lists:
  - Willie Cauley-Stein ranks fifth in career blocks (202), 31st in total steals (101), 40th in career rebounds (544), and 106th in career points (686).
  - Aaron Harrison charts at 24th in career made 3-pointers (99) and 86th in career points (791).
  - Andrew Harrison ranks 32nd in total assists (247) and 123rd in career points (615).
  - With 51 blocks this season, freshman Karl-Anthony Towns already ranks 35th in career blocks.

### Defensive Dominance

- Kentucky is allowing just 51.0 points per game, the second-best mark in the country (through games played on Feb. 4).
  - The 2014-15 Cats hold four of the top six spots in the John Calipari era for fewest points yielded to an opponent, including the top two vs. Montana State (28) and Missouri (37).
  - Only six opponents have scored more than 55 points in a game this year, and only two have poured in 65 or more.
  - The last time a Kentucky team held the opposition to less than 50 points per game for the year was the 1948-49 season.
  - UK is 54-0 under John Calipari when holding its opponent to 55 points or less, including 16 victories this season.
- Opponents are shooting a mere 32.9 percent vs. UK, the best mark in the country.
- The Cats have blocked 160 shots and are averaging 7.3 swats a game, both rate as the second-most in the country.
  - According to kenpom.com, Kentucky is blocking 20 percent of its opponents' shots, more than any other team in the country.
- UK has held the opposition to less than 20 points in 14 halves it has played this year.
  - The 12 points the Cats yielded in the second half vs. Kansas were the fewest after halftime

since Dec. 18, 1999, when Louisville scored 12 in a 76-46 UK victory.

- The seven points yielded in the opening half vs. UCLA marked the fewest since Dec. 20, 1983, when the Cats gave up just four points in the second half and seven in the first half in a 24-11 victory over Cincinnati.
- The 18 and 19 point halves vs. Missouri marked the first time UK limited an opponent to less than 20 points in both halves of the same game in league play.
- The Cats held Montana State to 28 points for the entire game, the fewest for a Wildcat opponent since the shot-clock era began in 1985-86.
  - The previous low was 32 by Morehead State on Dec. 16, 1995, a 96-32 UK win.
  - The 28 points were also the fewest ever scored at Rupp Arena.
- This year's team is the first Wildcat team in the modern era of the 3-point field goal to hold its first 10 opponents below 40 percent.
  - Ten opponents have been held to less than 30 percent, including four of five ranked foes.
- Kentucky limited No. 5 Kansas to just 19.6 percent from the floor, three field goals and just 12 points in the second half.
  - The last time Kentucky limited an opponent to a sub-.200 field-goal percentage was Dec. 16, 1995 vs. Morehead State when the Eagles posted a 13.8 field-goal clip.
- Against No. 4 Louisville, the Cats held the Cardinals to 25.9-percent shooting, the worst single-game field-goal percent for U of L under Rick Pitino, which dates back to the 2001-02 season.
- UK limited the Cardinals to just one assist for the game, the fewest assists a Kentucky opponent has recorded since at least the 1974-75 season, the first season Kentucky has complete game-by-game assist totals for.
  - With the exception of four games UK is missing assist totals for, the one assist recorded is actually the fewest assists a Kentucky opponent has recorded through the 1971-72 season (UK has no records of game-by-game assist totals prior to the 1971-72 season).

### Defensive Record Watch

- The Cats have held their opponents to 55 points or less in 16 of their 22 games, the most in school history during the shot-clock era (1985-86).
  - The national championship 2011-12 team previously owned the record with 12 games.
- UK held its first 10 opponents below 40-percent shooting and 15 total opponents on the year.
  - North Carolina broke the streak on Dec. 13 by shooting 45.0 percent, but UK responded by holding UCLA to 26.8 percent from the field and Louisville to 25.9. Missouri marked the ninth opponent to shoot less than 30 percent.
  - The UK single-season record for holding an opponent to less than 40-percent shooting since 1985-86 is 25 games. The 2011-12 and

## OPPONENT CAPSULE

### Florida Gators

Location	Gainesville, Fla.
Enrollment	49,042
Conference	SEC
Record	12-10, 5-4 SEC
Head Coach	Billy Donovan
Record at School	498-199
Record Overall	463-179
Series	UK leads 94-37
Last Meeting	Florida won 61-60 (March 16, 2014)

### How The Teams Match Up

Kentucky	Stat	Florida
73.9	<b>Pts</b>	66.0
51.0	<b>Opp Pts</b>	59.3
.461	<b>FG %</b>	.440
.329	<b>Opp FG %</b>	.404
.358	<b>3-FG %</b>	.336
.272	<b>Opp 3-FG %</b>	.341
.690	<b>FT %</b>	.669
38.5	<b>Rebs</b>	33.8
31.8	<b>Opp Rebs</b>	31.9
15.3	<b>Assists</b>	13.3
10.9	<b>Turnovers</b>	12.8
7.3	<b>Blocks</b>	3.3
7.4	<b>Steals</b>	7.8

### Team Leaders

#### Points Per Game

Aaron Harrison (UK)	11.0
Michael Frazier (UF)	13.4

#### Rebounds Per Game

Willie Cauley-Stein (UK)	6.4
Dorian Finney-Smith (UF)	5.7

#### Assists

Andrew Harrison (UK)	88
Chris Chiozza (UF)	46

#### Steals

Willie Cauley-Stein (UK)	34
Chris Chiozza (UF)	33

#### Blocks

Karl-Anthony Towns (UK)	51
Chris Walker (UF)	21

#### Field-Goal Percentage

Marcus Lee (UK)	.617
Jacob Kurtz (UF)	.606

#### Made 3-Pointers

Devin Booker (UK)	40
Michael Frazier (UF)	53

#### Free-Throw Percentage

Tyler Ulis (UK)	.850
Jon Horford (UF)	.897



★★★★★

UK

★★★★★

WILLIE CAULEY-STEIN

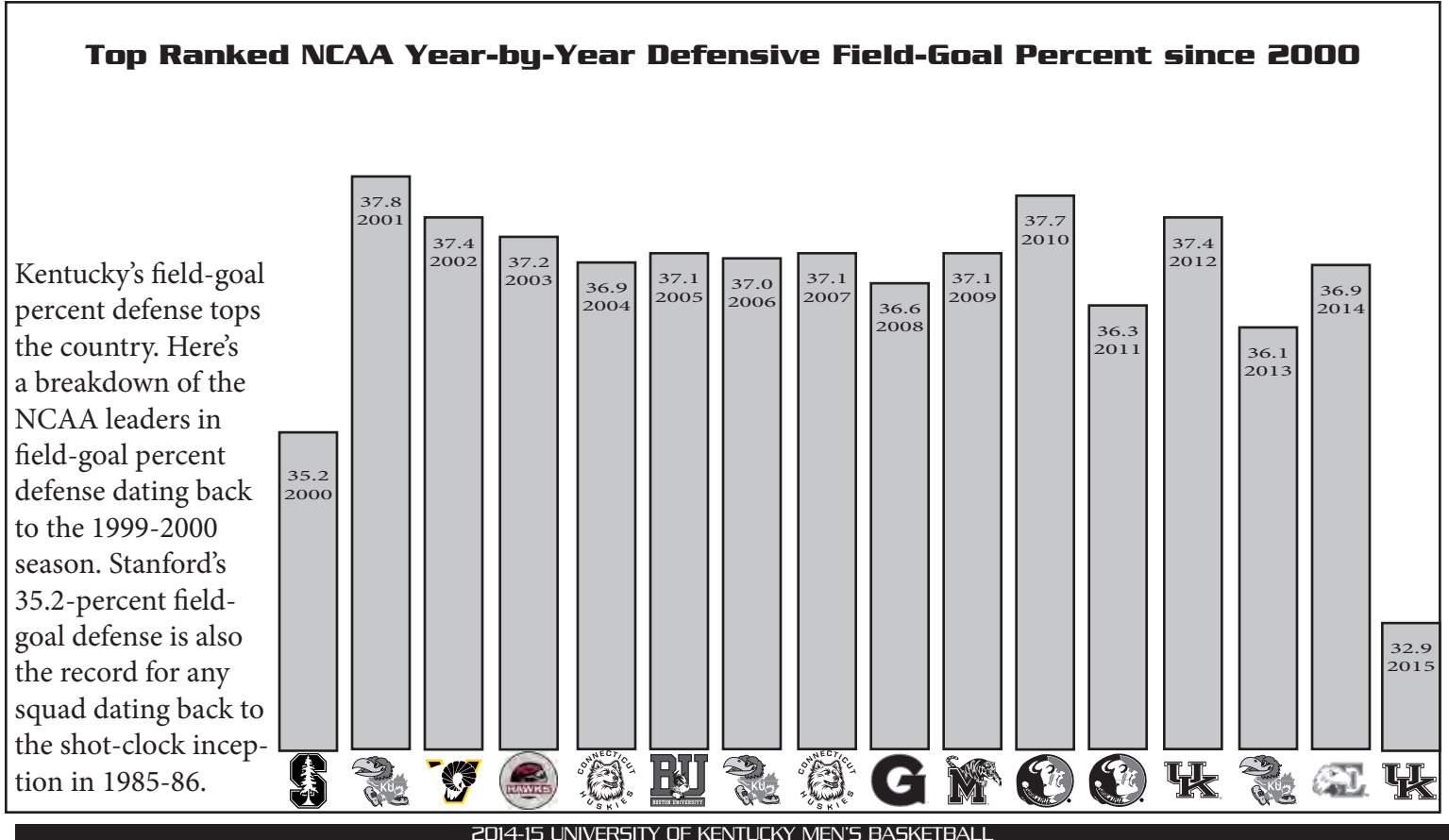
F • 7-0 • Jr • Olathe, Kan. • Northwest

Notables

- First player in UK history to amass more than 200 career blocks and 100 or more career steals
- Can guard all five positions
- Only player at 7 feet tall to rank in top 250 in NCAA for steals per game (1.5). He ranks 184th nationally

Player of the Year Candidate

<div>Scoring Margin</div> <div><b>+22.8</b></div> <div>NCAA record: +26.7 UNLV (1990-91)</div>	<div>Scoring Defense</div> <div><b>51.0</b></div> <div>NCAA record: 48.2 Princeton (1991-92)</div>	<div>Field-Goal Percent Defense</div> <div><b>32.9%</b></div> <div>NCAA record: 35.2% Stanford (1999-2000)</div>
UK's defense has been dominating all season long. Continuing at this torrid pace has the Wildcats within reach of several NCAA shot-clock era (1985-86) records.		





## STREAKS

Overall	Won 22
Unranked Teams anywhere	Won 21
Ranked Teams anywhere	Won 5
Home	Won 16
Home SEC	Won 6
Home non-conference	Won 24
Home unranked non-conference	Won 20
Home ranked teams	Won 4
Home unranked teams	Won 10
Road	Won 5
Road SEC	Won 4
Road ranked teams	Won 1
Road unranked teams	Won 4
Neutral	Won 2
Neutral ranked teams	Won 1
Neutral unranked teams	Won 5

### Consecutive Made Free Throws (active streak)

Derek Willis	11
Andrew Harrison	9
Karl-Anthony Towns	7
Alex Poythress	3
Tyler Ulis	2
Aaron Harrison	1
Marcus Lee	1
Sam Malone	1

### Consecutive Games with a 3-Pointer (active)

Devin Booker	2
Andrew Harrison	2
Tyler Ulis	2
Dominique Hawkins	1

## TOTALS

Games Played	2014-15	Career
Willie Cauley-Stein	22	88
Alex Poythress	8	81
Aaron Harrison	22	62
Andrew Harrison	22	62
Dakari Johnson	22	61
Marcus Lee	22	46
Dominique Hawkins	13	46
Derek Willis	10	24
Karl-Anthony Towns	22	22
Brian Long	6	22
Devin Booker	21	21
Trey Lyles	20	20
Tyler Ulis	20	20
Sam Malone	4	14
Tod Lanter	4	10
EJ Floreal	6	9

Starts	2014-15	Career
Aaron Harrison	22	62
Andrew Harrison	22	61
Willie Cauley-Stein	22	55
Alex Poythress	8	39
Karl-Anthony Towns	22	22
Dakari Johnson	0	18
Trey Lyles	7	7
Dominique Hawkins	7	7
Marcus Lee	0	4

1997-98 teams both achieved that feat.

- Kentucky is currently limiting opponents to 32.9-percent shooting.
  - Since the invention of the shot clock, the school record for opponent field-goal percentage is held by the 2011-12 team at 37.4 percent.

### Walk the Walk

- The Wildcats are the only undefeated team in the country.
- Kentucky is backing up its No. 1 ranking with the highest scoring margin (22.8) in the country.
- In beating UCLA by double digits, UK became the first team to win each of its first 12 games by double figures in school history. The 1946-47 team, which had earned 11 straight double-digit wins, lost its 12th contest of the season.
  - The streak ended against Louisville in Kentucky's 13th game when the Cats won on the road by eight points.
  - After back-to-back overtime games to open SEC play, UK has won its last seven conference games by an average of 19.4 points per game.
- Kentucky has only trailed for 103:43 of the possible 895 minutes played this season.
  - The Cats have only trailed for 22:11 of the possible 200 minutes vs. its five ranked foes.
- UK is 5-0 vs. ranked opponents this season and 3-0 vs. top-10 teams.
- Kentucky has beaten its five ranked opponents by an average of 17.2 points per game.
- The Cats' five ranked opponents have shot a combined 29.6 percent.

### The Numbers Don't Lie

- Kentucky's midseason dominance is backed in the major statistical national rankings. Here are all the major categories in which UK ranks in the top 20 nationally, according to NCAA.com and kenpom.com (through games on Feb. 4):
  - Scoring margin - 1st (22.8 points)
  - Field-goal percentage defense - 1st (.329)
  - 2-point FG percentage defense - 1st (.356)
  - Block percentage - 1st (.200)
  - Effective height - 1st (+6.9)
  - Average height - 1st (79.4 inches)
  - Effective FG percentage defense - 1st (.373)
  - Points per possession allowed - 1st (.793)
  - Total blocks- 2nd (160)
  - Blocks per game - 2nd (7.3)
  - Scoring defense - 2nd (51.0)
  - 3-point FG percentage defense - 2nd (.272)
  - Defensive assist percentage - 3rd (.406)
  - Offensive-rebounding percentage - 6th (.407)
  - Pct. of minutes played by bench - 7th (.431)
  - Turnover margin - 9th (+4.5)
  - Defensive turnover percentage - 11th (.240)
  - Points per possession scored - 15th (1.146)
  - Rebound margin - 19th (+6.7)

### Balance

- Under the two-platoon system, the top 10 available players are averaging between 10.0 and 26.0 minutes per game.
  - For the first seven games of the season, no player saw more than 26 minutes in a game, before Willie Cauley-Stein totaled 33 minutes against No. 6/7 Texas.
- UK's top seven scorers are averaging between 7.5 and 11.0 points per game.
- Eight different players have led UK in scoring.

### Block Party

- As of games through Feb. 4, UK's 160 blocks and 7.3 blocks per game rank second in the nation.
- At the pace UK is blocking shots, if the Cats were to play the full 40 games this year, they would finish the season with 291 rejections.
  - The current national and school record is 344, set by the 2011-12 national title team.
- According to kenpom.com, Kentucky is blocking 20 percent of its opponents' shots, more than any other team in the country.
- Karl-Anthony Towns leads UK with 51 blocks through 22 games. Four additional players have posted double-figure blocking totals thus far.
  - Towns is averaging one block for every 8.5 minutes he plays. For perspective, Kentucky's single-season blocked shots leader, Anthony Davis, averaged a block every 6.9 minutes.
- The Cats have blocked 10 or more shots in eight of their 22 games, including a season-high 13 vs. UCLA.

### Big and Tall

- According to ESPN Stats and Info and prior to the Alex Poythress injury, UK's frontcourt players were an average height of 6-10.14. If UK was an NBA team, only the Portland Trail Blazers would have a taller front court (6-10.44) than the Cats.
- For the second consecutive season, UK boasts the tallest roster in the country, according to KenPom.com. UK's average height of 79.4 inches is a little taller than the second-tallest team, Florida State, at 79.1 inches.
- The Cats aren't just tall; they're long. UK's 13 scholarship players have an average wingspan of 6-10. Five of them have a wingspan of 7 feet or more, led by Karl-Anthony Towns at 7-3.25.
- If you were to line up Kentucky's 13 scholarship players from one end of the court and have them extend their arms to each side (their wingspan), they would nearly reach the other end of the court. Combined, UK's 13 scholarship players have nearly 89 feet of wingspan length, just short of the length of a basketball court (94 feet).

### Deceivingly Young

- Despite having the most collective experience in the John Calipari era, UK's average experience is still only 0.78 years. That ranks 346th out of 351

teams in the country, according to KenPom.com.

- Only Vanderbilt (348th) and Southern Cal (349th) have less experience among schools in the Power Five conferences.

### On Fire From Long Range

- After making a combined 46 of 165 (27.9 percent) 3-pointers in the first 10 games of the season, the Wildcats found their stroke from long range over the last 12, hitting 84 of 197 (42.6 percent) during that stretch, including a season-best 12 treys vs. UCLA and 11 in the SEC opener against Ole Miss.
- UK is averaging seven 3-point field goals per game during that stretch.
- Kentucky's 84 3-point field goals marked the most the Wildcats have made in a 12-game span since hitting 87 in a 12-game stretch from Nov. 16, 2009 to Dec. 29, 2009.
- During that span, Devin Booker hit 26 of 44 3-pointers (59.1 percent), Tyler Ulis made 13 of 29 (44.8 percent) and Aaron Harrison connected on 27 made 3s.

### Efficient Cats

- According to Ken Pomeroy's calculations on KenPom.com, UK's teams under John Calipari have consistently ranked among the most efficient teams in the country per possession. The 2015 rankings are through games played on Feb. 3.

Year	Off (Rnk)	Def (Rnk)	Overall
2015	116.3 (10)	82.1 (1)	1st
2014	117.6 (10)	96.9 (41)	11th
2013	108.8 (42)	99.1 (129)	42nd
2012	122.9 (2)	88.2 (9)	1st
2011	118.1 (7)	90.4 (15)	6th
2010	116.1 (15)	86.2 (6)	3rd

### Sharing is Caring

- UK is dishing out 15.3 assists per game, ranked 32nd in the country (through games on Feb. 4).
- No Wildcat team has averaged better than 16 assists per game during a season since the 1998-99 team.
- UK posted a season-high 25 assists vs. UCLA, topping the 24 the Cats had against Boston. Prior to the Boston game, the last time with 24 or more assists came against LIU Brooklyn on Nov. 23, 2012, when UK posted 28 dimes.
- Of UK's 557 made field goals, 336 (60.3 percent) have been assisted.
- UK's 1.40 assist-to-turnover ratio is the 18th-best mark in the nation (through games on Feb. 4).

### UK as the Top-Ranked Team

- The Wildcats own an all-time record of 199-27 (.881) as the nation's top-ranked squad.
- UK has won 44 of its last 46 contests as the AP's top team.
- Kentucky has lost just twice at home as the top-ranked team in the history of the program and just once in Rupp Arena.

- Both losses came by just one point.
- The Wildcats are 45-1 all-time as the No. 1-ranked team in Rupp Arena since its opening in 1976. The lone loss was to Auburn, 53-52, on Jan. 9, 1988.

### Calipari at No. 1

- Calipari is one of just two coaches (Frank McGuire) to lead three programs to a No. 1 ranking.
- Calipari is 88-9 (.907) as the top-ranked coach in the country.
- He tallied a 32-4 mark at UMass when the Minutemen were No. 1 and he was 9-1 at Memphis when he had the Tigers at the pinnacle of the rankings.
- Calipari is 47-4 (.922) when his team is at the top as UK's head coach.
- Calipari has guided five of his last eight teams to the No. 1 ranking and this year marks the seventh time he's led his team to the top ranking throughout his career.
- He guided his 1994-95 and 1995-96 UMass teams to the No. 1 ranking, as well as his 2007-08 Memphis team and his 2009-10, 2011-12, 2013-14 and 2014-15 Kentucky teams.

### 'Camp Cal' Turns in Results

- In what has become known as "Camp Cal," John Calipari has used the time over the holiday/semester break to mold his squads for the stretch run in the second half of campaigns. This time includes several two-a-day sessions since school is in recess. In his previous 14 years both at Memphis and Kentucky, his teams have put together winning streaks during and following Camp Cal in each of those seasons.

Year	Streak	Dates
2014-15 (UK)	9	Jan. 6-
2013-14 (UK)	3	Dec. 28-Jan. 8
2012-13 (UK)	2	Jan. 2-Jan. 10
2011-12 (UK)	22#	Dec. 17-March 10
2010-11 (UK)	5	Dec. 18-Jan. 3
2009-10 (UK)	9	Dec. 19-Jan. 23
2008-09 (UM)	27*	Dec. 22-Mar. 21
2007-08 (UM)	18	Dec. 19-Feb. 20
2006-07 (UM)	25	Dec. 23-Mar. 22
2005-06 (UM)	15	Jan. 4-Feb. 26
2004-05 (UM)	2	Jan. 9-Jan. 13
2003-04 (UM)	11	Jan. 17-Feb. 24
2002-03 (UM)	12	Feb. 1-Mar. 13
2001-02 (UM)	10	Jan. 5-Feb. 4
2000-01 (UM)	8	Dec. 30-Jan. 27

# Longest win streak at UK

\* Longest win streak in school history (Memphis)

### Strength of Schedule

- Preseason top-10 teams met six times in the nonconference portion of the schedule this year. UK appeared in four of those six matchups, winning all four:
  - UK (72) def. Kansas (40) - Nov. 18
  - Duke (80) def. Wisconsin (70) - Dec. 3

## UK BY POSSESSION

Game	Pts. per Possession	
Grand Canyon	1.25 (Offense)	0.66 (Defense)
Bufallo	1.08 (Offense)	0.79 (Defense)
vs. Kansas	1.18 (Offense)	0.66 (Defense)
Boston	1.20 (Offense)	0.88 (Defense)
Montana State	1.23 (Offense)	0.40 (Defense)
UT Arlington	1.31 (Offense)	0.63 (Defense)
Providence	1.07 (Offense)	0.70 (Defense)
Texas	0.91 (Offense)	0.74 (Defense)
EKU	1.14 (Offense)	0.68 (Defense)
Columbia	1.10 (Offense)	0.90 (Defense)
North Carolina	1.25 (Offense)	1.04 (Defense)
vs. UCLA	1.22 (Offense)	0.65 (Defense)
at Louisville	0.98 (Offense)	0.85 (Defense)
Ole Miss	1.19 (Offense)	1.15 (Defense)
at Texas A&M	0.91 (Offense)	0.83 (Defense)
Missouri	1.39 (Offense)	0.60 (Defense)
at Alabama	1.30 (Offense)	0.89 (Defense)
Vanderbilt	1.00 (Offense)	0.88 (Defense)
at South Carolina	1.02 (Offense)	0.75 (Defense)
at Missouri	1.10 (Offense)	0.84 (Defense)
Alabama	1.32 (Offense)	1.04 (Defense)
Georgia	1.08 (Offense)	0.91 (Defense)

Kentucky offensive high - 1.39 vs. Missouri  
 Kentucky SEC high - 1.39 vs. Missouri  
 Kentucky offensive low - 0.91, twice  
 Kentucky SEC low - 0.91 at Texas A&M

Opponent offensive high - 1.19 vs. Ole Miss  
 Opponent SEC high - 1.19 vs. Ole Miss  
 Opponent offensive low - 0.40 vs. Montana State  
 Opponent SEC low - 0.60 vs. Missouri

- UK (63) def. Texas (51) - Dec. 5
- Kansas (71) def. Florida (65) - Dec. 5
- UK (84) def. UNC (70) - Dec. 13
- UK (58) at Louisville (50) - Dec. 27

### Rock Chalk, Jay Blocked

- Kentucky defeated No. 5 Kansas 72-40 on Nov. 18, 2014 and in the process made history.
- Kansas averaged 0.635 points per possession.
- With 40 points scored, UK yielded one point for every minute played in the game.
- It was the third-lowest points per possession in the Calipari era and lowest for a top-25 foe.
- Kansas' 40 points were the fewest the Jayhawks have scored since Jan. 20, 1982, when they lost 41-35 to Missouri.
- The 32-point margin of victory for the Cats marked the second-largest margin against an AP top five team in school history.
  - UK defeated No. 2 St. John's (81-40) by 41 on Dec. 17, 1951
  - The margin of victory was the largest over a top-25 opponent since UK won by 34 (99-65) over No. 4 Indiana on Dec. 7, 1996.

### Another Historic Performance

- UK dominated UCLA from start to finish en route to an 83-44 victory in the inaugural CBS Sports Classic in Chicago.
- Aaron Harrison drained a 3-pointer 14 seconds into the game to begin a 24-0 start for the Cats.
- With the 39-point victory, these Wildcats became the first UK team in school history to begin the season with 12 straight wins by double digits.
- Kentucky surrendered just seven points in the first half, the fewest points the Cats have given up in a half since Dec. 20, 1983, when the Cats gave up just four points in the second half and seven in the first half in a 24-11 victory over Cincinnati.
  - It was the fewest points UCLA has ever scored in a half.
- The Cats held UCLA to 3 for 37 from the floor (8.1 percent) and just .200 points per possession.
- UK knocked down a season-high 12 3-pointers, marking the most field goals from long range since hitting 15 in a win over Georgia on March 1, 2012.
- UK blocked a season-high 13 shots and combined for 21 steals and blocks, more than UCLA's total made field goals (18).

### Bragging Rights

- In a meeting of undefeated teams, Kentucky outlasted the fourth-ranked Cardinals 58-50 in a defensive battle for the ages.
  - The 108 combined points between the two teams is the fewest in the series since Jan. 21, 1922, when the Cats won 29-22 (51 total points) in Lexington.
- Kentucky improved to 7-1 vs. Louisville under John Calipari, including a victory in the 2014 Sweet 16 and a win in the 2012 Final Four.
  - UK is now 33-15 vs. its Bluegrass State rival.
  - Calipari has the highest winning percentage

of Kentucky coaches who have coached at least three games vs. U of L.

- UK held Louisville to 25.9 percent from the field, the worst single-game field-goal percent for the Cardinals under Rick Pitino, which dates back to the 2001-02 season.
- Kentucky limited the Cardinals to just one assist for the game, the fewest assists a UK opponent has recorded since at least the 1974-75 season, the first season Kentucky has complete game-by-game assist totals.
- Kentucky's four freshmen -- Tyler Ulis, Karl-Anthony Towns, Devin Booker and Trey Lyles -- combined for 39 of the Wildcats' 58 points.

### Three is Better Than Two

- UK has the nation's second-longest active streak of consecutive games with a made 3-pointer.
- Kentucky has knocked down at least one from long range in 922 consecutive games.
- UK passed Vanderbilt for second on the list during the 2014 NCAA Tournament run.
- The Cats' last game without a made 3-pointer came against Seton Hall on Nov. 26, 1988 a "three-point" loss in the Great Alaska Shootout.
- UNLV holds the nation's longest streak with 930 consecutive games with a made 3-pointer (through games played on Feb. 3).

### Cats Post 3.129 GPA for 2014 Fall Semester

- For the seventh time in the last eight semesters under John Calipari, the Cats posted better than a 3.0 grade-point average in the classroom. The Wildcats posted a 3.129 cumulative GPA for the 2014 fall semester with 13 of 16 players on the roster earning a 3.0 or higher.
  - The fall 2014 marks include grades from all competing scholarship and non-scholarship players.

### Alex Poythress Out for the Season

- Junior forward Alex Poythress will miss the remainder of the season after tearing the ACL in his left knee in practice on Dec. 11.
- Poythress underwent successful surgery to repair his torn ACL on Jan. 6.
- A junior from Clarksville, Tenn., he was averaging 5.5 points and 3.8 rebounds in his third season for Kentucky. He has played in a team-high 81 career games with 39 starts.

### Wildcats Ink Three for 2015

- The Kentucky men's basketball team has added three of the top players from the class of 2015, as Isaiah Briscoe, Skal Labissiere and Charles Matthews have signed with UK in the early signing period.
- Briscoe, a 6-foot-3 guard from Newark, N.J., won a gold medal with Team USA at the 2014 FIBA Americas U18 Championships. He averaged 22.1 points, 4.0 assists, 3.9 rebounds and 1.8 steals per game during his junior season at Roselle Catholic High School.

## CATS IN THE NBA

At the beginning of the 2014-15 season, 19 former Wildcats were on an opening-day roster, more than any other school in the country. The following listing is as of opening day.

Name	Team
Rajon Rondo	Boston Celtics
James Young	Boston Celtics
Michael Kidd-Gilchrist	Charlotte Hornets
Nazr Mohammed	Chicago Bulls
Jodie Meeks	Detroit Pistons
Terrence Jones	Houston Rockets
Julius Randle	Los Angeles Lakers
Tayshaun Prince	Memphis Grizzlies
Brandon Knight	Milwaukee Bucks
Anthony Davis	New Orleans Pelicans
Darius Miller	New Orleans Pelicans
Nerlens Noel	Philadelphia 76ers
Eric Bledsoe	Phoenix Suns
Archie Goodwin	Phoenix Suns
DeMarcus Cousins	Sacramento Kings
Patrick Patterson	Toronto Raptors
Chuck Hayes	Toronto Raptors
Enes Kanter	Utah Jazz
John Wall	Washington Wizards

Several former Wildcats are among the NBA league leaders in the major statistical categories. Stats are through Feb. 3. Former UK players are in **BOLD**.

#### Points Per Game

1. James Harden (Houston) - 27.0
2. LeBron James (Cleveland) - 26.2
3. Russell Westbrook (Oklahoma City) - 24.9
- 4. Anthony Davis (New Orleans) - 24.6**
5. Carmelo Anthony (New York) - 24.1

#### Assists Per Game

- 1. John Wall (Washington) - 10.2**
2. Ty Lawson (Denver) - 10.0
3. Chris Paul (LA Clippers) - 9.6
- 4. Rajon Rondo (Dallas) - 8.7**
5. Stephen Curry (Golden State) - 8.2

#### Blocks Per Game

- 1. Anthony Davis (New Orleans) - 2.84**
2. DeAndre Jordan (LA Clippers) - 2.43
3. Pau Gasol (Chicago) - 2.17
4. Serge Ibaka (Oklahoma City) - 2.15
5. Rudy Gobert (Utah) - 2.15

#### Rebounds

1. DeAndre Jordan (LA Clippers) - 13.6
2. Andre Drummond (Detroit) - 12.9
- 3. DeMarcus Cousins (Sacramento) - 12.5**
4. Zac Randolph (Memphis) - 12.1
5. Pau Gasol (Chicago) - 12.0

#### Double-Doubles

1. Pau Gasol (Chicago) - 30
- 2. DeMarcus Cousins (Sacramento) - 29**
- Nikola Vucevic (Orlando) - 29
- 4. Anthony Davis (New Orleans) - 28**
- Zach Randolph (Memphis) - 28
- 6. John Wall (Washington) - 27**



- Labissiere is a 6-11 forward from Haiti. A consensus five-star recruit who now calls Memphis, Tenn., home, he is the No. 1 overall center in the 2015 class by both Rivals and Scout and the No. 2 center by 247Sports.

- Matthews, a 6-5 guard, hails from Chicago. He is tabbed as the No. 12 shooting guard in the 2015 class by ESPN, 15th by 247Sports and the 20th-rated shooter by Scout.

#### Preseason Honors

- Willie Cauley-Stein, Aaron and Andrew Harrison, and Karl-Anthony Towns were among 50 players selected to the preseason Wooden Award watch list.
- Aaron Harrison, Cauley-Stein and Towns are on the Naismith Trophy Watch List, given annually by the Atlanta Tipoff Club to the nation's top player.
- Aaron Harrison was a first-team selection to the Sporting News preseason All-America squad.
- Towns was a third-team All-America selection on both the Sporting News and CBSSports teams.
- Towns was tabbed a first-team All-American by USA Today.
- Aaron Harrison and Cauley-Stein were honorable mention honorees by USA Today.

#### Kentucky Preseason SEC Favorites

- Kentucky was unanimously selected by the media to win its 46th SEC title this season.
  - It's the first unanimous selection since the 1995-96 UK team was picked for the same honor.
- The Wildcats were the overall preseason favorite, marking the 10th time since 1998-99 that UK was the early-season pick.
- Sophomore Aaron Harrison was selected as the favorite to win the league's player of the year honor by the media.
  - Harrison was one of five Wildcats to tabulate at least one vote for player of the year honors.
  - Harrison was the lone UK player to appear on the preseason All-SEC first team.
- Four Wildcats -- Willie Cauley-Stein, Andrew Harrison, Alex Poythress and Karl-Anthony Towns -- were tabbed to the second team.
- UK held five of the 10 total slots on the two preseason squads. No other team had multiple picks.
- UK also led the league with five players selected to the SEC Coaches' preseason teams.
  - Aaron and Andrew Harrison were named to the first-team ballot.
  - Cauley-Stein, Poythress and Towns were second-team picks.
  - Towns was the only freshman in the league selected to either team.

#### Wildcats in the NBA on Opening-Day Rosters

- Nineteen former Kentucky Wildcats were on opening-day NBA rosters.
- Kentucky players comprise 4.2 percent of all players in the league.

- Putting it into perspective, LSU has the most players in the NFL and comprises two percent of that league.

- Three different franchises have two former Cats: Boston, Phoenix and Toronto.

#### A Winning Institution

- Both the University of Kentucky's men's and women's basketball teams posted a fifth straight 20-win season in 2013-14.
- UK is one of just five institutions in the NCAA that has seen both its men's and women's basketball programs tally 20 or more wins in five consecutive seasons.
- UK joins BYU, Duke, Gonzaga and Syracuse as the only schools to secure 20-win seasons in both men's and women's basketball beginning with the 2009-10 season.

#### Kentucky and the NBA Draft

- Calipari has had 19 players selected in the NBA Draft since becoming UK's head coach.
- Fifteen players have gone in the first round, including two No. 1 overall picks.
- Calipari has had 2+ players selected in the NBA Draft in seven consecutive seasons dating back to his time as the head coach at Memphis.
- He has had at least one player selected in the top 10 of the draft in each of the last seven seasons.
- No other school has even a first-rounder in seven straight seasons.

#### A Team of Champions and All-Americans

- Seven players on the 2014-15 Kentucky men's basketball roster claimed a state or national title while in high school. Aaron and Andrew Harrison, Dominique Hawkins, Dakari Johnson, Trey Lyles, Sam Malone and Karl-Anthony Towns all claimed state basketball championships.
- Devin Booker, Aaron Harrison, Andrew Harrison, Hawkins, Johnson, Marcus Lee, Lyles, Alex Poythress, Towns and Tyler Ulis all garnered All-America accolades to conclude their high-school careers.
- Booker, Hawkins, Lyles, Poythress and Towns all earned Gatorade High School and state Player of the Year accolades.
- Adding to the accolades for the 2014-15 Wildcats is the largest comprised roster of high school McDonald's All-Americans since the inception of the game.

## MEDIA POLICIES

### MEDIA AVAILABILITY

Player interviews are conducted prior to practices and will be available to all UK media in the basement level lobby of the Joe Craft Center. Coach John Calipari will meet with members of the media immediately following player interviews at the podium in the lobby. Time and location will be announced by the UK Media Relations office.

### INTERVIEWS

Media wishing to interview UK coach John Calipari are asked to notify Eric Lindsey with UK Media Relations at 859.257.3838. No interviews will be allowed the day of a game. All interviews with Kentucky student-athletes must be coordinated through Deb Moore with UK Media Relations. Telephone interviews will be fulfilled at a time that does not interfere with the player's academic or practice schedule. All interview requests must be placed at least 24 hours in advance.

### POSTGAME INTERVIEWS

The Kentucky locker room is normally closed to the media following games. For home games, Coach Calipari and player interviews will be conducted in the Rupp Arena Interview Room following a brief cooling-off period.

### SEC TELECONFERENCE

The SEC conducts weekly teleconferences with the league's coaches. The teleconferences begin Jan. 5, 2015 through March 9. Kentucky coach John Calipari will speak every Monday during that time period at 11:35 a.m. ET.

## UK IN OVERTIME

### In John Calipari Era [2009-Present]

**8-3, 7-3 SEC**

at Texas A&M	Jan. 10, 2015	W, 70-64 (2)
vs. Ole Miss	Jan. 6, 2015	W, 89-86
vs. Arkansas	Feb. 27, 2014	L, 71-67
vs. LSU	Feb. 22, 2014	W, 77-76
at Arkansas	Jan. 14, 2014	L, 87-85
vs. Missouri	Feb. 23, 2013	W, 90-83
at Texas A&M	Feb. 2, 2013	W, 61-57
at Arkansas	Feb. 23, 2011	L, 77-76
vs. Miss. State (Nashville)	March 14, 2010	W, 75-74
at Mississippi State	Feb. 16, 2010	W, 81-75
vs. Stanford (Cancun)	Nov. 25, 2009	W, 73-65

### All-time in Overtime

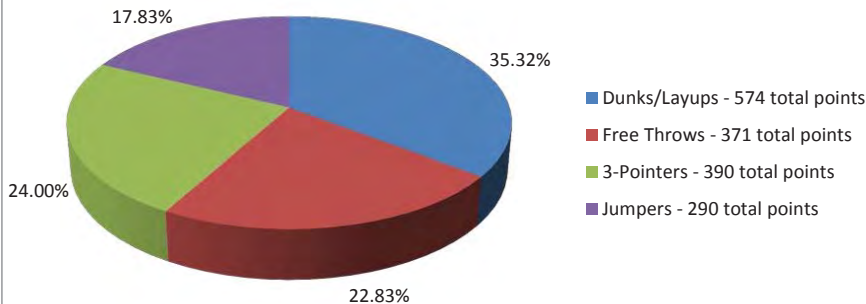
Overall:	56-45
Home:	15-12
Away:	27-17
Neutral:	14-16
SEC Tourney:	3-2
NCAA Journey:	4-5

## PLATOONING

With the two-platoon system, Kentucky's players are set to play around 20 minutes apiece. Coach Calipari likens elite college players to average 34 minutes a game. If UK players appeared in a game for 34 minutes at the same efficiency rate as their 20 minutes each, here's what the players would average:

Player	Points	Rebs.	Assts.	Blks.	Stls.
Devin Booker	17.2	2.2	2.1	0.1	0.8
Karl-Anthony Towns	14.7	10.6	1.7	4.0	0.7
Aaron Harrison	14.4	3.3	2.3	0.1	1.8
Dakari Johnson	14.4	10.1	1.9	1.7	0.9
Derek Willis	13.9	6.7	1.1	1.7	1.1
Willie Cauley-Stein	11.8	8.6	1.0	2.2	2.0
Trey Lyles	11.7	8.2	2.2	0.7	0.9
Andrew Harrison	11.5	2.7	5.6	0.2	1.6
Tyler Ulis	9.2	2.7	5.7	0.1	1.5
Marcus Lee	7.9	8.4	0.6	2.4	0.2
Dominique Hawkins	6.8	3.1	3.1	0.3	1.0
Alex Poythress	9.2	6.3	0.4	2.5	0.8 (out for the season)

Percentage of Point Distribution



## FAST FACTS

Shooting Percentage:	.461
Assists:	15.3
Points in the Paint:	31.4
Points off Turnovers:	19.5
Points Per Possession:	1.14
Avg. Time of Possession:	17.3

## LINEUP BREAKDOWN

A breakdown of the average plus/minus stats, points for and against and the average time each lineup is on the court:

Most Frequent Lineups	Avg. +/-	Avg. PF	Avg. PA	Avg. Time	Games
Aa. Harrison, An. Harrison, Towns, Cauley-Stein, Hawkins	+7.9	16.9	9.0	8:47	7
Ulis, Booker, Lyles, Lee, Johnson	+5.7	14.6	8.9	7:26	16
Aa. Harrison, An. Harrison, Lyles, Cauley-Stein, Towns	+4.9	13.6	8.7	6:17	12
Aa. Harrison, An. Harrison, Booker, Cauley-Stein, Towns	+1.7	5.2	3.5	2:41	10
Ulis, Booker, Lyles, Cauley-Stein, Johnson	+1.5	4.4	2.9	2:24	10
Aa. Harrison, An. Harrison, Lyles, Cauley-Stein, Johnson	+1.1	2.8	1.6	1:58	8
Ulis, An. Harrison, Aa. Harrison, Cauley-Stein, Towns	+0.9	4.3	3.4	1:47	9
Aa. Harrison, Ulis, Booker, Lee, Johnson	+0.8	6.7	5.9	3:57	9
Ulis, Aa. Harrison, Booker, Cauley-Stein, Towns	+0.6	5.0	4.4	2:41	7
Ulis, An. Harrison, Aa. Harrison, Cauley-Stein, Johnson	+0.3	3.3	3.0	1:47	8
Aa. Harrison, An. Harrison, Poythress, Cauley-Stein, Towns	+4.9	18.3	13.4	10:29	8
Aa. Harrison, An. Harrison, Cauley-Stein, Poythress, Johnson	+2.3	7.3	5.0	4:44	4

## RUPP ARENA

### Rupp Arena

#### Year-by-Year Records

Season	W-L	Pct.	Start
2014-15	15-0	1.000	15-0
2013-14	16-2	.889	14-0
2012-13	16-2	.889	3-0
2011-12	18-0	1.000	18-0
2010-11	15-0	1.000	15-0
2009-10	18-0	1.000	18-0
2008-09	12-6	.667	3-0
2007-08	14-4	.778	1-0
2006-07	14-2	.875	10-0
2005-06	10-5	.667	4-0
2004-05	14-1	.933	7-0
2003-04	11-2	.846	3-0
2002-03	12-1	.923	1-0
2001-02	12-3	.800	0-1
2000-01	11-1	.917	0-1
1999-2000	14-0	1.000	14-0
1998-99	12-1	.923	6-0
1997-98	9-3	.750	4-0
1996-97	12-1	.923	12-0
1995-96	13-0	1.000	13-0
1994-95	12-1	.923	2-0
1993-94	13-1	.929	11-0
1992-93	16-0	1.000	16-0
1991-92	15-2	.882	1-0
1990-91	13-0	1.000	13-0
1989-90	13-2	.867	5-0
1988-89	8-6	.571	0-1
1987-88	14-2	.875	8-0
1986-87	13-2	.867	5-0
1985-86	18-0	1.000	18-0
1984-85	11-3	.786	1-0
1983-84	16-0	1.000	16-0
1982-83	14-1	.933	8-0
1981-82	15-1	.938	15-0
1980-81	15-0	1.000	15-0
1979-80	12-3	.800	6-0
1978-79	11-4	.733	3-0
1977-78	16-0	1.000	16-0
1976-77	12-2	.857	4-0
<b>Total</b>	<b>525-64</b>	<b>.891</b>	

Where the Coaches Rank by Wins

Coach	Years	Total	Record
Joe B. Hall	1976-85	9	122-14
Tubby Smith	1997-2007	10	119-19
Rick Pitino	1989-97	8	107-7
<b>John Calipari</b>	<b>2009-Pres.</b>	<b>6</b>	<b>98-4</b>
Eddie Sutton	1985-89	4	53-10

#### Cats Rock at Rupp

- UK has won 181 of its last 208 home games. Kentucky went on a 54-game winning streak in the venerable arena to begin the John Calipari era.
- The Wildcats are 525-64 (.891) all-time in Rupp Arena.
- UK has won 24 national attendance titles in the building, including 17 of the last 19.
- The Rupp Arena attendance record of 24,479 was set against Louisville on Jan. 2, 2010.
- The Wildcats have posted a remarkable 278-40 (.874) record in regular-season SEC games in the building.

#### Calipari Owns Record in Rupp

- With UK's 2011-12 season-opening victory over Marist, UK head coach John Calipari recorded his 34th consecutive win in Rupp Arena as UK's head coach.
- It broke former UK head coach Rick Pitino's longest streak of 33 games in the venue.
- Calipari's winning streak was snapped at 54 games with a loss to Baylor in his fourth season.
- The 54-game run, however, was his longest career home winning streak.

#### Kentucky Leads the Nation

- For 18 of the last 20 seasons, Rupp Arena has owned the national attendance average.
- That record includes a Rupp Arena record of 24,110 in John Calipari's first season as head coach in 2009-10.
- In the Calipari era, UK has averaged no fewer than 23,099 fans per outing.

#### The Top-Ranked Team at Home

- Kentucky has lost just twice at home as the top-ranked team in the history of the program and just once in Rupp Arena.
- Both losses came by just one point.
- The Wildcats are 45-1 all-time as the No. 1-ranked team in Rupp Arena since its opening in 1976. The lone loss was to Auburn, 53-52, on Jan. 9, 1988.

#### All-Time Attendance Records at Rupp

No.	Att.	Opponent	Date	Result
1	24,479	Louisville	1/20/10	W, 71-62
2	24,468	N. Carolina	12/5/09	W, 68-66
3	24,465	Florida	2/10/07	L, 64-61
4	24,459	Florida	2/4/03	W, 70-55
5	24,432	Louisville	12/17/05	W, 73-61
6	24,425	Florida	2/15/14	L, 69-59
7	24,411	LSU	2/28/09	L, 73-70
<b>8</b>	<b>24,406</b>	<b>N. Carolina</b>	<b>12/13/14</b>	<b>W, 84-70</b>
9	24,402	Tennessee	2/13/10	W, 73-62
10	24,398	N. Carolina	12/3/11	W, 73-72

#### Attendance Records at Rupp 2014-15

No.	Att.	Opponent	Date	Result
1	24,406	N. Carolina	12/13/14	W, 84-70
2	24,351	Alabama	1/31/15	W, 70-55
3	24,340	Texas	12/5/14	W, 63-51
4	24,275	Ole Miss	1/6/15	W, 89-86
5	24,256	Georgia	2/3/15	W, 69-58

#### Records vs. Most Faced Opponents in Rupp Era (1976-Pres.)

Opponent	Times Played	Record	Cal Era
Tennessee	39	35-4	5-0
Florida	38	31-7	4-1
Vanderbilt	37	35-2	5-0
Georgia	37	33-4	5-0
Ole Miss	30	29-1	5-0
Alabama	29	24-5	4-0
LSU	29	24-5	3-0
Auburn	27	25-2	2-0
Miss. St.	27	25-2	3-0
S. Carolina	24	22-2	4-0
Louisville	17	13-4	3-0
Arkansas	13	10-3	2-1
E. Kentucky	9	9-0	1-0
Indiana	9	8-1	1-0
Morehead St.	8	8-0	2-0
N. Carolina	7	5-2	3-0
N. Dame	5	5-0	-
Tenn. Tech	5	5-0	-
Kansas	5	4-1	-



## GAME-BY-GAME LEADERS

Date	Opponent	Result	Points	Rebounds	Blocks	Steals	Assists
11/2	Pikeville #	W, 116-68	Towns, 22	Three with 8 ^	Towns - 3 ^	Ulis - 2	An. Harrison - 9 ^
11/9	Georgetown #	W, 121-52	Aa. Harrison - 17 ^	Johnson - 10 ^	Cauley-Stein - 3 ^	Booker - 3 ^	An. Harrison - 6 ^
11/14	Grand Canyon	W, 85-45	An. Harrison - 16 ^	Johnson - 13 ^	Cauley-Stein - 4 ^	Three with 2 ^	Two with 3 ^
11/16	Buffalo	W, 71-52	Two with 12	Johnson - 12 ^	Johnson - 4 ^	Two with 2 ^	Ulis - 6 ^
11/18	vs. 5/5 Kansas <sup>1</sup>	W, 72-40	Johnson - 11 ^	Cauley-Stein - 10 ^	Two with 4 ^	Five with 1 ^	An. Harrison - 4 ^
11/21	Boston	W, 89-65	Aa. Harrison - 19	Johnson - 6 ^	Towns - 5 ^	Two with 2	Booker - 7 ^
11/23	Montana State	W, 86-28	Booker - 18 ^	Towns - 10 ^	Towns - 6 ^	Booker - 3 ^	Ulis - 5 ^
11/25	UT Arlington	W, 92-44	Booker - 19 ^	Towns - 11 ^	Poythress - 4 ^	Booker - 2	Ulis - 5 ^
11/30	rv/25 Providence	W, 58-38	Two with 11 ^	Two with 6 ^	Lee - 2 ^	An. Harrison - 4 ^	Two with 4 ^
12/5	6/7 Texas	W, 63-51	Cauley-Stein - 21 ^	Cauley-Stein - 12 ^	Cauley-Stein - 3 ^	Cauley-Stein - 5 ^	Two with 4
12/7	Eastern Kentucky	W, 82-49	Towns - 19 ^	Lyles - 10 ^	Towns - 4 ^	Cauley-Stein - 2	Two with 6 ^
12/10	Columbia	W, 56-46	Aa. Harrison 14	Two with 10 ^	Towns - 3 ^	Aa. Harrison - 3 ^	Two with 3 ^
12/13	21/18 North Carolina	W, 84-70	Two with 15 ^	Cauley-Stein 6 ^	Two with 2 ^	Cauley-Stein - 4 ^	Ulis - 8 ^
12/20	vs. UCLA <sup>2</sup>	W, 83-44	Booker - 19 ^	Towns - 10 ^	Two with 4 ^	Aa. Harrison - 3 ^	An. Harrison - 8 ^
12/27	at 4/4 Louisville	W, 58-50	Ulis - 14	Three with 9 ^	Lee - 3 ^	Cauley-Stein - 3 ^	Two with 4 ^
1/6	Ole Miss *	W, 89-86 (OT)	Aa. Harrison - 26 ^	Cauley-Stein - 12 ^	Cauley-Stein - 4 ^	Cauley-Stein - 3	Ulis - 7 ^
1/10	at Texas A&M *	W, 70-64 (2OT)	Booker - 18	Two with 9	Three with 3 ^	Aa. Harrison - 3 ^	An. Harrison - 5 ^
1/13	Missouri *	W, 86-37	Aa. Harrison - 16 ^	Towns - 10 ^	Towns - 5 ^	Hawkins - 2 ^	Three with 3
1/17	at Alabama *	W, 70-48	Booker - 13 ^	Three with 5 ^	Cauley-Stein - 2 ^	An. Harrison - 3 ^	Two with 3 ^
1/20	Vanderbilt *	W, 65-57	Aa. Harrison - 14	Cauley-Stein - 10 ^	Towns - 7 ^	Cauley-Stein - 3 ^	Two with 4 ^
1/24	at South Carolina *	W, 58-43	Booker - 18 ^	Johnson - 6	Lee - 4 ^	Aa. Harrison - 3 ^	Ulis - 6 ^
1/29	at Missouri *	W, 69-53	An. Harrison - 15	Johnson - 7 ^	Towns - 1 ^	Two with 3	An. Harrison - 3
1/31	Alabama *	W, 70-55	Two with - 12	Lee - 5 ^	Johnson - 1 ^	Aa. Harrison - 2 ^	Ulis - 4 ^
2/3	Georgia *	W, 69-58	An. Harrison - 23 ^	Towns - 13 ^	Towns - 2 ^	Ulis - 2 ^	An. Harrison - 7 ^
2/7	at Florida *	9:00 p.m.					
2/10	at LSU *	7:00 p.m.					
2/14	South Carolina *	2:00 p.m.					
2/17	at Tennessee *	7:00 p.m.					
2/21	Auburn *	6:00 p.m.					
2/25	at Mississippi State *	7:00 p.m.					
2/28	Arkansas *	4:00 p.m.					
3/3	at Georgia	9:00 p.m.					
3/7	Florida *	2:00 p.m.					

**Totals (Including ties)**

**^ - Game Leader**

1 - Indianapolis (Champions Classic)

2 - Chicago (CBS Sports Classic)

#exhibition contest

## HEAD COACH JOHN CALIPARI

### Winning Number 20

• John Calipari has 21 straight seasons of 20 or more on-court wins as a collegiate head coach. He leads all active coaches with that streak.

- Mike Krzyzewski (Duke) and Jim Boeheim (Syracuse) have 18 and 17, respectively. Billy Donovan (Florida) and Bill Self (Kansas) have both notched 16 straight 20-win seasons.
- Only Dean Smith's 27 consecutive seasons with 20 or more victories ranks more than Calipari's.

### Coach Cal's 100th Career Game at Rupp

• John Calipari coached in his 100th home game as the head coach at UK on Jan. 20 in a win over Vanderbilt. Through 100 games, he had a record of 96-4 at Rupp Arena, the best record of any UK national championship coach through their first 100 games at home.

#### 1. John Calipari (96-4)

2. Rick Pitino (94-6)  
Adolph Rupp (94-6)
3. Joe B. Hall (88-12)  
Tubby Smith (88-12)

### The Best Yet

• At 22-0, the Wildcats are off to their best start under John Calipari. A 69-53 win at Missouri marked the program's best start under Coach Calipari and its third best in school history.

### 600 On-Court Victories

- With a win over No. 5 Kansas on Nov. 18, 2014, John Calipari claimed his 600th on-court victory as a Division I head coach.
- He became the 13th active Division I coach to achieve the feat.

### Calipari at No. 1

- Calipari is one of just two coaches (Frank McGuire) to lead three programs to a No. 1 ranking.
- Calipari is 88-9 (.907) as the top-ranked coach in the country.
- He tallied a 32-4 mark at UMass when the Minutemen were No. 1 and he was 9-1 at Memphis when he had the Tigers at the pinnacle of the rankings.

- Calipari is 47-4 (.922) when his team is at the top as UK's head coach.
- Calipari has guided five of his last eight teams to the No. 1 ranking and this year marks the seventh time he's led his team to the top ranking throughout his career.
- He guided his 1994-95 and 1995-96 UMass teams to the No. 1 ranking, as well as his 2007-08 Memphis team and his 2009-10, 2011-12, 2013-14 and 2014-15 Kentucky teams.

### Most Wins

• Since the 2005-06 season, John Calipari's on-court record ranks him as the winningest coach over the last seven-plus seasons. Totals through games on Feb. 3.

1. John Calipari	309-50
2. Bill Self	297-55
3. Mike Krzyzewski	279-62
4. Thad Matta	271-75
5. Roy Williams	271-77
6. Billy Donovan	270-87
7. Mark Few	266-64
8. Rick Pitino	263-85
9. Jim Boeheim	260-86
10. Tom Izzo	250-97

### Conference Championship Calipari

- Calipari has won seven regular-season conference championships dating back to his Conference USA days at Memphis.
- That streak includes two SEC titles.
- He has also won five tournament titles in that span, including a pair of SEC Tournament championships.

### Calipari Unrivaled in the Conference

- Calipari has won 12 league championships, including the 2010 and 2012 SEC championships, seven more than the next closest coach (Billy Donovan has five conference titles).
- Calipari also has 11 conference tournament titles, eight more than his closest competitor.
- He's tallied a 281-83 (.772) all-time record within conference play as a head coach.
- He owns a 73-17 (.811) clip since joining the SEC.

### Ahead of the Baron of the Bluegrass

- Legendary coach Adolph Rupp won 876 career games while he was the coach of UK. He also led Kentucky to five NCAA titles during his 41-year tenure.
- John Calipari is ahead of the pace with the legend as far as victories to begin his career at UK. Also, Calipari (.825) just surpassed Rupp (.822) in UK career winning percentage.

Coach	Games	Record	Next Game (212th Game)
John Calipari	211	174-37	at Florida (Feb. 7, 2015)
Adolph Rupp	211	170-41	lost to West Virginia 56-43 (Jan. 11, 1941)
Rick Pitino	211	165-46	def. Tennessee 68-48 (Feb. 8, 1995)
Tubby Smith	211	164-47	def. Winthrop 65-44 (Nov. 21, 2003)
Joe B. Hall	211	156-55	def. Iona 57-50 (Dec. 2, 1979)

## UK VS. AP RANKED FOES

In John Calipari Era (2009-Present)

### 37-14, 12-5 SEC

at No. 4 Louisville	Dec. 27, 2014	W, 58-50
vs. No. 21 North Carolina	Dec. 13, 2014	W, 84-70
vs. No. 6 Texas	Dec. 5, 2014	W, 63-51
vs. No. 5 Kansas (Indianapolis)	Nov. 18, 2014	W, 72-40
vs. No. 18 UConn (NCAA)	April 7, 2014	L, 60-54
vs. No. 12 Wisconsin (NCAA)	April 5, 2014	W, 74-73
vs. No. 7 Michigan (NCAA)	March 30, 2014	W, 75-72
vs. No. 5 Louisville (NCAA)	March 28, 2014	W, 74-69
vs. No. 2 Wichita St. (NCAA)	March 23, 2014	W, 78-76
vs. No. 1 Florida (Atlanta)	March 16, 2014	L, 61-60
at No. 1 Florida	March 8, 2014	L, 84-65
vs. No. 3 Florida	Feb. 15, 2014	L, 69-59
vs. No. 4 Louisville	Dec. 28, 2013	W, 73-66
at No. 18 North Carolina	Dec. 14, 2013	L, 82-77
vs. No. 20 Baylor (Dallas)	Dec. 6, 2013	L, 67-62
vs. No. 2 Michigan St. (Chicago)	Nov. 12, 2013	L, 78-74
vs. No. 11 Florida	March 9, 2013	W, 61-57
at No. 7 Florida	Feb. 12, 2013	L, 69-52
at No. 16 Ole Miss	Jan. 29, 2013	W, 87-74
at No. 4 Louisville	Dec. 29, 2012	L, 80-77
vs. No. 9 Duke (Atlanta)	Nov. 13, 2012	L, 75-68
vs. No. 6 Kansas (NCAA)	April 2, 2012	W, 67-59
vs. No. 17 Louisville (NCAA)	March 31, 2012	W, 69-61
vs. No. 9 Baylor (NCAA)	March 25, 2012	W, 82-70
vs. No. 16 Indiana (NCAA)	March 23, 2012	W, 87-71
vs. No. 22 Florida	March 10, 2012	W, 74-71
at No. 16 Florida	March 4, 2012	W, 74-59
vs. No. 8 Florida	Feb. 7, 2013	W, 78-58
vs. No. 4 Louisville	Dec. 31, 2012	W, 69-62
vs. No. 5 North Carolina	Dec. 3, 2011	W, 73-72
vs. No. 12 Kansas (New York)	Nov. 15, 2011	W, 75-65
vs. No. 9 UConn (NCAA)	April 2, 2011	L, 56-55
vs. No. 7 N. Carolina (NCAA)	March 27, 2011	W, 76-69
vs. No. 1 Ohio State (NCAA)	March 25, 2011	W, 62-60
vs. No. 22 W. Virginia (NCAA)	March 19, 2011	W, 71-63
vs. No. 12 Florida (Atlanta)	March 13, 2011	W, 70-54
vs. No. 21 Vanderbilt	March 1, 2011	W, 68-66
vs. No. 13 Florida	Feb. 26, 2011	W, 76-68
at No. 21 Vanderbilt	Feb. 12, 2011	L, 81-77
at No. 22 Louisville	Dec. 31, 2010	W, 78-63
vs. No. 23 N. Dame (Louisville)	Dec. 8, 2010	W, 72-58
vs. No. 13 Washington (Maui)	Nov. 23, 2010	W, 74-67
vs. No. 6 W. Virginia (NCAA)	March 27, 2010	L, 73-66
vs. No. 15 Tennessee (Nashville)	March 13, 2010	W, 74-45
at No. 19 Tennessee	Feb. 27, 2010	L, 74-65
at No. 17 Vanderbilt	Feb. 20, 2010	W, 58-56
vs. No. 12 Tennessee	Feb. 13, 2010	W, 73-62
vs. No. 25 Ole Miss	Feb. 2, 2010	W, 85-75
vs. No. 21 Vanderbilt	Jan. 30, 2010	W, 85-72
vs. No. 14 UConn (New York)	Dec. 9, 2009	W, 64-61
vs. No. 10 North Carolina	Dec. 5, 2009	W, 68-66

### Calipari's Record at UK vs:

vs. No. 1	1-2
vs. Top 3	2-4
vs. Top 5	8-5
vs. Top 10	15-9
vs. Top 15	24-9
vs. Top 20	29-13
vs. Top 25	37-14
Home	14-1
Away	5-6
Neutral	18-7
SEC Tourney	2-1
NCAA Tourney	11-3

## HEAD COACH JOHN CALIPARI

### RECRUITING TRAIL

The Wildcats have signed more top-25 players over the past five seasons than 28 entire Division I conferences, including the Big Ten and Pac-12. And more than one-quarter of all top-10 prospects nationally over the past seven classes have signed with Kentucky.

Player (year)	ESPN	Rivals	Scout
Isaiah Briscoe ('15)	13	9	15
Skal Labissiere ('15)	11	4	3
Charles Matthews ('15)	47	57	62
Devin Booker ('14)	18	30	31
Trey Lyles ('14)	7	8	8
Karl Towns ('14)	6	11	11
Tyler Ulis ('14)	33	33	29
Aaron Harrison ('13)	9	7	6
Andrew Harrison ('13)	5	5	5
Dominique Hawkins ('13)	NR	NR	NR
Dakari Johnson ('13)	7	9	17
Marcus Lee ('13)	25	19	24
Julius Randle ('13)	3	2	2
James Young ('13)	8	11	11
Derek Willis ('13)	NR	115	NR
Archie Goodwin ('12)	15	14	14
Willie Cauley-Stein ('12)	40	40	48
Nerlens Noel ('12)	1	2	1
Alex Poythress ('12)	13	8	7
Anthony Davis ('11)	1	2	1
Michael Kidd-Gilchrist ('11)	4	3	6
Marquis Teague ('11)	8	5	8
Kyle Wiltjer ('11)	19	22	24
Terrence Jones ('10)	9	13	8
Enes Kanter ('10)	25	3	3
Brandon Knight ('10)	4	6	6
Doron Lamb ('10)	29	21	28
Stacey Poole, Jr. ('10)	51	33	67
Eric Bledsoe ('09)	NR	23	37
DeMarcus Cousins ('09)	4	2	3
Daniel Orton ('09)	13	22	17
John Wall ('09)	5	1	2
Jon Hood ('09)	92	40	46
Total Top-10 Players	15	16	15
Top-15 Players	20	20	19
Top-20 Players	22	21	21
Top-25 Players	24	25	23

### There's No Place Like Home

- Since the 2000 season, Calipari-coached teams have posted a 252-22 (.920) record at home.
- UK is 98-4 (.961) at Rupp Arena under Coach Cal.
- In Calipari's first season, UK tallied an 18-0 mark at home, and the Cats were 15-0 in Rupp in his second season.
- Kentucky finished 18-0 in 2011-12.
- His 54-game winning streak at Rupp was the longest streak since the arena opened in 1976.

	Coach	Streak (Yrs)
1.	<b>John Calipari</b>	<b>54 (2010-13)</b>
2.	Rick Pitino	33 (1992-94)
3.	Joe B. Hall	30 (1981-82)
4.	Rick Pitino	27 (1995-97)
5.	Joe B. Hall	26 (1977-78)

### Home Away From Home

- Calipari has recorded a 71-27 (.724) record on the road dating back to 2005-06 season.

### The Success Rate

- Coach Calipari has graduated 100 percent of the players (10 of 10) who have been eligible to graduate by the end of their senior years and exhausted their athletic eligibility.
- Of that group, Patrick Patterson and Jarrod Polson each completed their degrees in just three years.
- For the seventh time in the last eight semesters under Coach Cal, the Cats posted better than a 3.0 grade-point average in the classroom. The Wildcats posted a 3.129 cumulative GPA for the 2014 fall semester with 13 of 16 players on roster earning a 3.0 or higher.

### Double-Digit Win Streaks

- Coach Cal has the Wildcats out to their best start with him at the helm with a 21-game winning streak. Kentucky's 22-game winning streak is the 17th streak of Calipari's career where his teams have won 10 or more consecutive games during the season and the sixth streak where they have won 20 or more.

1. 27 Memphis, 2008-09
2. 26 Memphis, 2007-08
- 26 UMass, 1995-96
4. 25 Memphis, 2006-07
5. 24 Kentucky, 2011-12
6. **22 Kentucky, 2014-15**
7. 19 Kentucky, 2009-10
8. 16 UMass, 1994-95
9. 15 Memphis, 2005-06
10. 14 UMass, 1991-92
11. 12 Memphis, 2007-08
12. Memphis, 2002-03
- 13 UMass, 1992-93

14. 11 Memphis, 2003-04
15. 10 Memphis, 2001-02
- 10 UMass, 1993-94
- 10 Kentucky, 2010-11

During his tenure at Memphis, Calipari's teams had win streaks of 10 or more games eight times, including two in the 2007-08 season. His Tiger teams also put together win streaks of 15 or more games in four seasons (27 in 2008-09; 26 in 2007-08; 25 in 2006-07; 15 in 2005-06). The following is a breakdown of Calipari's win streaks:

Streak	No.
25+	4 (UMass 1, Memphis 3)
20+	6 (UMass 1, Memphis 3, UK 2)
15+	9 (UMass 2, Memphis 4, UK 3)
10+	17 (UMass 5, Memphis 8, UK 4)*
* two 10+ streaks in 2007-08	

### Calipari's Undefeated Conference Teams

- Calipari is believed to be one of three coaches, along with Frank McGuire and Jerry Tarkanian, to lead multiple teams to an unblemished mark in multiple Division I conferences.
- Calipari did so at Memphis in Conference USA and Kentucky in the SEC.
- McGuire led St. John's in the Metro New York ('51, '52), North Carolina in the ACC ('57) and South Carolina in the ACC ('70) to undefeated marks.
- Jerry Tarkanian guided Long Beach State in the Pacific Coast Athletics Association ('70, '71) and UNLV in the Big West ('87, '91, '92) to perfect conference seasons.

### Calipari and the NBA Draft

- Coach John Calipari has had two or more players selected in seven consecutive NBA drafts dating back to 2008 with Memphis.
- He has three players who have been taken No. 1 overall.
- Following the 2014 draft, Calipari has had 10 players taken in the top 10 of the draft in the last five seasons and 15 taken in the first round of the draft.
- With Anthony Davis going No. 1 overall in 2012, Calipari coached three No. 1 picks in a five-year span.
- His three No. 1 picks are the most by one coach in NBA Draft history.



## HEAD COACH JOHN CALIPARI

### Calipari Draft Picks

• In 22 seasons as a head coach, John Calipari has coached 30 NBA Draft picks, including 21 first-round selections, with 12 of those going in the top 10. Here's a list of all of his draft picks:

Player	Round	Overall	Year
Eric Bledsoe	First	18th	2010
Antonio Burks	Second	36th	2004
Marcus Camby	First	2nd	1996
Rodney Carney	First	16th	2006
D. Cousins	First	5th	2010
Anthony Davis	First	1st	2012
Joey Dorsey	Second	33rd	2008
C. Douglas-Roberts	Second	40th	2008
Robert Dozier	Second	60th	2009
Tyreke Evans	First	4th	2009
Archie Goodwin	First	29th	2013
Josh Harrellson	Second	45th	2011
Terrence Jones	First	18th	2012
Enes Kanter	First	3rd	2011
M. Kidd-Gilchrist	First	2nd	2012
Brandon Knight	First	8th	2011
Doron Lamb	Second	42nd	2012
DeAndre Liggins	Second	53rd	2011
Darius Miller	Second	46th	2012
Nerlens Noel	First	6th	2013
Daniel Orton	First	29th	2010
Patrick Patterson	First	14th	2010
Julius Randle	First	7th	2014
Lou Roe	Second	30th	1995
Derrick Rose	First	1st	2008
Marquis Teague	First	29th	2012
Dajuan Wagner	First	6th	2002
John Wall	First	1st	2010
Shawne Williams	First	17th	2006
James Young	First	17th	2014

### Calipari Knows Defense

- John Calipari's 2014-15 Kentucky Wildcat team is being heralded as one of the best defensive teams ever, however, defense has always been a staple of Calipari-coached teams.
- Dating back to complete NCAA records beginning in 2001-02, Calipari's teams have been among national leaders in several critical defensive categories:

Year	FG % Def.	Rebound Margin	Scoring Margin	Blocks
2001-02 (UM)	13th (39.5)	11th (+6.6)	15th (+11.2)	54th (4.4)
2002-03 (UM)	28th (40.6)	44th (+4.1)	32nd (+8.0)	26th (5.1)
2003-04 (UM)	34th (40.5)	58th (+3.4)	48th (+7.1)	20th (5.0)
2004-05 (UM)	<b>4th (38.4)</b>	75th (+2.9)	62nd (+5.9)	13th (5.4)
2005-06 (UM)	<b>2nd (38.0)</b>	<b>9th (+6.7)</b>	<b>5th (+14.6)</b>	<b>8th (6.4)</b>
2006-07 (UM)	12th (39.0)	28th (+5.3)	<b>5th (+5.8)</b>	12th (5.9)
2007-08 (UM)	12th (39.1)	16th (+6.2)	<b>2nd (+18.0)</b>	<b>8th (6.1)</b>
2008-09 (UM)	<b>1st (37.1)</b>	19th (+6.1)	<b>2nd (+16.3)</b>	<b>7th (6.0)</b>
2009-10 (UK)	<b>3rd (37.8)</b>	<b>4th (+8.1)</b>	<b>6th (+14.3)</b>	<b>4th (7.2)</b>
2010-11 (UK)	15th (39.4)	60th (+3.6)	13th (+11.4)	<b>3rd (6.3)</b>
2011-12 (UK)	<b>1st (37.4)</b>	12th (+6.8)	<b>1st (+16.8)</b>	<b>1st (8.6)</b>
2012-13 (UK)	30th (39.2)	48th (+4.3)	48th (+8.2)	<b>3rd (6.6)</b>
2013-14 (UK)	59th (41.1)	<b>2nd (+9.4)</b>	43rd (+8.2)	13th (5.9)
2014-15 (UK)	<b>1st (32.6)</b>	17th (+7.6)	<b>1st (+23.4)</b>	<b>2nd (7.5)</b>

## Tracking UK Coaches' Records

Coach	First 50 Games	Pct.
Calipari	45-5	.900
Smith	45-5	.900
Rupp	43-7	.860
Sutton	41-9	.820
Hall	32-18	.640
Pitino	31-19	.620

Coach	First 100 Games	Pct.
Rupp	89-11	.890
Calipari	87-13	.870
Smith	80-20	.800
Sutton	77-23	.770
Pitino	73-27	.730
Hall	67-33	.670

Coach	First 150 Games	Pct.
Rupp	129-21	.860
Calipari	124-26	.827
Smith	116-34	.773
Pitino	114-36	.760
Hall	110-40	.733

Coach	First 200 Games	Pct.
Rupp	163-37	.815
Calipari	163-37	.815
Pitino	156-44	.780
Smith	156-44	.780
Hall	149-51	.745

## CALIPARI AT NO. 1

### Record as Top-Ranked Coach Since 2009-10

Coach	Schools	Records
1. John Calipari	Kentucky	47-4
2. Bill Self	Kansas	26-4
3. Mike Krzyzewski	Duke	24-4
4. Jim Boeheim	Syracuse	15-4
5. Tom Crean	Indiana	14-3
6. Thad Matta	Ohio State	13-2
7. Sean Miller	Arizona	12-1
8. Billy Donovan	Florida	11-1
9. Roy Williams	North Carolina	5-1
10. Tom Izzo	Michigan State	4-1

### Record as Top-Ranked Coach (Active)

Coach	Schools	Records
1. Mike Krzyzewski	Duke	189-28
2. Roy Williams	UNC, Kansas	92-17
3. John Calipari	UK, Memphis, UMass	88-9
4. Bruce Weber	Illinois	30-2
5. Bill Self	Kansas	28-5
6. Billy Donovan	Florida	25-5
7. Jim Boeheim	Syracuse	24-5
8. Thad Matta	Ohio State	22-3
9. Bob Huggins	Cincinnati	20-4
10. Tom Crean	Indiana	14-3

## COMPARING UK'S CHAMPIONSHIP COACHES THROUGH FIRST 200 GAMES

UK's victory over North Carolina on Dec. 13, 2014, marked the 200th coached game for John Calipari as the head coach of the Cats. Here's a snapshot of UK's five NCAA championship coaches through their first 200 games at the helm of the program:



### Adolph Rupp

**UK Record:** 163-37 (81.5%), 10th season

**Title Games:** N/A  
**Final Fours:** N/A  
**Elite 8's:** N/A  
**Sweet 16's:** N/A

Captured **5** regular-season SEC Championships and **4** SEC Tournament titles as he began building the Wildcat program into national prominence. He coached **8** All-Americans in those first nine seasons. It would be three more seasons before Rupp advanced to his first Final Four in 1941-42.



### Joe B. Hall

**UK Record:** 148-52 (74.0%), 7th season



**Title Games:** 2  
**Final Fours:** 2  
**Elite 8's:** 2  
**Sweet 16's:** 3

Captured **4** regular-season SEC championships during his first six seasons as he replaced legendary Coach Rupp. In addition to the 1978 title, he also claimed the **NIT championship** in 1976. Hall had **8** All-America distinctions among four players, **3** SEC Player of the Year honors and **12** players drafted into the NBA. UK was also 24-2 as the No. 1 ranked team.



### Rick Pitino

**UK Record:** 156-44 (78.0%), 6th season

**Title Games:** 0  
**Final Fours:** 1  
**Elite 8's:** 2  
**Sweet 16's:** 2

Took over the reigns of the program during a probationary time and directed UK to **3** SEC Tournament titles. UK had **2** players drafted in the NBA, and Jamal Mashburn was a **2**-time All-American. UK was 1-2 as the No. 1 rated team during that span. Pitino earned national coach of the year honors **2** times.



### Tubby Smith

**UK Record:** 154-46 (77.0%), 6th season



**Title Games:** 1  
**Final Fours:** 1  
**Elite 8's:** 2  
**Sweet 16's:** 4

Won **3** SEC regular-season titles and **3** SEC Tournament championships during his first five seasons. He also advanced to **4** Sweet 16s and **2** Elite Eights. Smith led **4** players to the NBA Draft, **1** SEC Player of the Year honor and two players earned **3** All-America honors. Smith earned national coach of the year honors **2** times.



### John Calipari

**UK Record:** 163-37 (81.5%), 6th season



**Title Games:** 2  
**Final Fours:** 3  
**Elite 8's:** 4  
**Sweet 16's:** 4

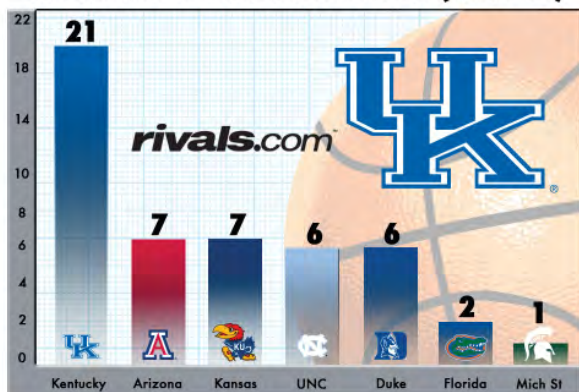
Calipari directed the resurgence of the Blueblood Program, leading UK to **2** SEC regular-season crowns and **2** SEC Tournament titles. Had **2** players earn UK's first-ever national player of the year awards, **2** SEC Players of the Year, **6** SEC Freshman of the Year honors and **19** players selected in the NBA Draft. He earned **1** national Coach of the year accolade and is 33-4 as the No. 1 ranked team.




# SUCCEED & PROCEED

**UK head coach John Calipari and his staff** don't just land the nation's top recruits; they're also the best at developing them. In the process of churning out **19 NBA Draft picks over five seasons** at Kentucky, including **15 first-rounders and two No. 1 overall selections**, Calipari and his staff have proven **there are no equals when it comes to developing elite recruits into NBA Draft picks**.

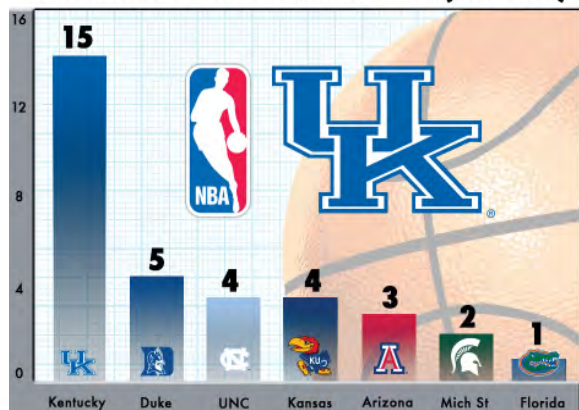
**RIVALS TOP 25 RECRUITS SIGNED (2010-14)**



**RIVALS TOP 25 PLAYERS DRAFTED IN FIRST ROUND (2010-14)**



**RIVALS TOP 25 PLAYERS DRAFTED (2010-14)**





## HEAD COACH JOHN CALIPARI



A "players-first" coach with a penchant for helping people reach their dreams, John Calipari has guided five teams to the Final Four, led one to a national championship and helped 31 players make it to the NBA during his 22-year college coaching career.

John Calipari reached the mountaintop in his third year in Lexington, guiding Kentucky to its eighth national championship and his first national title. He is one of only two coaches to lead three different schools to a Final Four (UMass-1996; Memphis-2008;

Kentucky-2011, 2012, 2014).

The Wildcats rode the trademark hard-nosed Calipari defense to the 2012 title, finishing the season as the nation's top-ranked team in field-goal percentage defense and blocked shots.

Kentucky lost three members of its 2011 Final Four team (two to the draft, one to graduation), but Calipari reloaded with the nation's top-ranked recruiting class for the third straight season. Included in the class were eventual National Player of the Year Anthony Davis and All-American Michael Kidd-Gilchrist.

En route to the national championship, Calipari guided the Wildcats to an NCAA record-tying 38 wins, a perfect 16-0 mark in the Southeastern Conference and the school's 45th SEC championship, all while extending his winning streak in Rupp Arena to 51 straight games. Calipari extended his perfect mark at home as UK's coach to 54 games before finally losing in his fourth year at Kentucky.

Upon being named head coach on April 1, 2009, Calipari continued to work his magic of resurrecting once proud programs, taking an NIT team in 2009 to the 2010 NCAA Elite Eight. Along the way he led the Wildcats to a No. 1 ranking (UK's first since 2003), the program's 44th SEC regular-season championship and 26th SEC Tournament title.

The honors continued after the 2009-10 season as Calipari became the first coach in UK history to receive the Adolph Rupp National Coach of the Year award. He then watched as five of his players were selected in the first round of the 2010 NBA Draft, the first time a school has ever produced five first-round picks. Among those picks was the first Wildcat ever taken as the No. 1 overall pick, John Wall.

In his inaugural season as head coach of the Wildcats, Calipari posted his fifth straight 30-win season, the only coach in NCAA Division I history to do so. In addition to the Rupp National Coach of the Year, Calipari was also named the Associated Press SEC Coach of the Year.

When he led Kentucky back to the No. 1 spot in the country, Calipari became one of only two coaches (Frank McGuire) in NCAA history to lead three teams to a No. 1 ranking. He led UMass to a No. 1 ranking in 1995 and 1996, and he led Memphis to the No. 1 spot in the 2008 season.

In his second year in 2010-11, a season that was labeled as a "rebuilding effort," one in which Calipari and the Cats were supposed to struggle after losing an unprecedented five first-round picks in the 2010 NBA Draft, Kentucky reloaded as Calipari guided UK to its 27th SEC Tournament championship, kept his unbeaten record at Rupp Arena alive and collected his 500th career on-court win.

His latest season, in 2013-14, may have been his best work yet. Coaching the youngest team in the nation, Calipari guided Kentucky back to the Final Four for the third time in four seasons, coming up just one win short of his second national championship and the program's ninth title.

Calipari and the Cats reached the championship game in what some national pundits called one of the greatest NCAA Tournament runs of all-time. Seeded No. 8 in a region analysts called "the region of doom," UK knocked off previously undefeated and top-seeded Wichita State, downed defending national champion and archrival Louisville, defeated defending national runner-up and Big 10 champion Michigan, before edging Wisconsin in the Final Four. UK became the first team ever to knock off three of the previous season's Final Four teams. And the Cats did so starting five freshmen and coming off an appearance in the NIT the season before.

Much like he did at UMass, when his players graduated at nearly 80 percent, Calipari has stressed academics. Fifteen of his final

18 seniors that came through the Memphis program earned their bachelor's degrees, and all 10 players at UK who were eligible to graduate by the end of their senior years walked away with a degree in hand, while two (Jarrod Polson and Patrick Patterson) earned a degree in just three years.

Following a 3.4 grade-point average in the 2013 spring semester — the highest in Coach Cal's tenure at UK — the Wildcats' scholarship players posted a 3.11 GPA for the second consecutive semester in the 2014 fall semester. It marked the seventh time in the last eight semesters Coach Cal's team earned a 3.0 or better.

As someone who prides himself on helping young men reach their dreams, he has placed 31 players in the NBA during his college coaching career, including 19 over his first five seasons at Kentucky. The 19 picks over that five-season span is the most of any coach.

In 2010, five of his UK players were selected in the first round for the first time in NBA history. He followed that up with four players in the draft in 2011, six players in 2012 — the most in a two-round draft — two more in 2013 and another two in 2014.

Overall, he's churned out 19 NBA draft picks, 15 first-rounders, two No. 1 overall selections, five top-five picks and nine lottery selections at Kentucky. Since the 2008 draft, 24 of Coach Cal's players have been taken in the NBA Draft, including 17 first-rounders. Calipari has produced a top-10 pick in seven straight drafts. No other school has had a first-rounder in each of the last seven drafts.

Included in Calipari's NBA success are three No. 1 overall picks (Derrick Rose, Wall and Davis) over a five-year period. No other coach has had three No. 1 picks, and 2012 was the first time two players from the same team (Davis and Kidd-Gilchrist) were taken with the top two picks in the draft.

After bringing the University of Massachusetts basketball program to national prominence in the '90s and resurrecting the Memphis basketball program in the 2000s, Calipari became the 22nd coach in UK history and seventh in the last 80 years.

Following his fifth season at UK, Calipari's overall on-court record is 597-166, giving him the third-highest winning percentage (.771) among active NCAA Division I coaches with 10 years experience at college basketball's Division I level, trailing only Mark Few and Roy Williams. After opening the 2014-15 campaign with three straight wins, he became the 13th active coach with 600 wins.

Calipari is one of only two coaches (Williams) in NCAA Division I history to have 400 or more wins in his first 16 years as a head coach, and his 173 victories from 2008-12 are the most ever for a coach over a five-year span in Division I history. Since the 2005-06 season, he has the best winning percentage among all Division I coaches. On the NCAA Division I list for winning percentage for all coaches (minimum 10 years), Calipari is in 10th place and ahead of Mike Krzyzewski, Jim Boeheim, Bob Huggins and Lute Olson.

Calipari's eight 30-win seasons are third most for a head coach in NCAA Division I history, and he is the first coach in NCAA Division I history to record five straight on-court 30-win seasons. For his college career (22 years), Calipari has 20 20-win seasons and 13 25-win campaigns. The 20 consecutive 20-win seasons tie Olson for the second-longest streak in NCAA history, trailing only Dean Smith, who had 27.

His NCAA Tournament record of 43-14 (.754) gives him the second-highest winning percentage among active coaches and the second highest of all-time (minimum 20 games). His five Final Four appearances is tied for ninth most by a coach all-time, and his 11 straight NCAA Tournament wins prior to the 2014 national championship loss was the longest winning streak in the tournament since the Florida Gators won 12 straight in 2006 and 2007.

Coach Cal started his head-coaching career at UMass in 1998, guiding a struggling program at UMass to the top of college basketball, capped off by a Final Four appearance in 1996.

At 29, when he was named head coach, Calipari began building a program from the ground up, going 10-18 his first season before posting a 17-14 record his second year (receiving a bid to the NIT). The Minutemen won their first Atlantic 10 championship in 1992 with a 30-5 record, including a 13-3 mark in league play. With a 77-71 overtime win over Syracuse in an East Regional second-round game, UMass made its first NCAA Sweet 16 appearance.

From there, the program skyrocketed under Coach Cal.

Calipari compiled a 193-71 record (.731) during his eight-year career at Massachusetts, including a 108-44 mark (.684) in A-10 play. In addition to five straight NCAA Tournaments and a Final Four appearance in 1996, UMass also made two appearances in the NIT, advancing to the NIT semifinals in 1991. The 1990-91 season was

the first of six straight seasons in which the Minutemen won at least 20 games.

In his final season at UMass, Calipari was named the 1996 Naismith National Coach of the Year and The Sporting News National Coach of the Year. He was also named the A-10 Coach of the Year for the third time in four years, as well as Basketball Times East Region Coach of the Year.

During the Minutemen's 35-2 Final Four season in 1995-96, UMass posted wins over Kentucky, Maryland, Wake Forest, Georgia Tech, Syracuse, Virginia Tech and Louisville. UMass ended the regular season ranked No. 1 in the nation in the final regular-season poll after being the top-ranked team for nine weeks earlier in the year. The Minutemen also won their first 26 games of the season, setting a school record for most consecutive wins.

In addition to his Naismith National Coach of the Year honors in 1996, Calipari was a Naismith Coach of the Year finalist in 1994 and 1995. He was the USBWA District I Coach of the Year in 1993.

Calipari left UMass in June of 1996 to become executive vice president of basketball operations and head coach of the New Jersey Nets. He led the Nets to a second-place finish in the NBA's Atlantic Division and the playoffs in 1998, ending a five-year post-season drought for the franchise. The Nets' 17-game turnaround from the previous year was the best that season in the NBA.

He became a member of the Philadelphia 76ers coaching staff in 1999, rejoining Philadelphia coach Larry Brown, for whom Calipari was an assistant at Kansas.

Calipari returned to the college game in 2000 at Memphis, where he led the Tigers to the 2008 NCAA title game. Memphis' 38 wins in 2007-08 made him the winningest coach for a single season in NCAA history. As a result, Calipari was named Naismith National Coach of the Year for a second time in his career. He is only the second coach to receive the honor multiple times since the award's inception in 1987. Krzyzewski is the other to do so.

Calipari, the 2009 Sports Illustrated National Coach of the Year, led the Tigers to nine straight 20-win campaigns and nine consecutive postseason appearances, the only Memphis coach to do that. He posted 252 wins — 28 wins per season — as the Tigers' head coach, making him the winningest coach in school history.

Calipari, who is on the board of directors for the National Association of Basketball Coaches, began his coaching career at Kansas as a volunteer assistant under Ted Owens. In 1983, he was hired as the recruiting coordinator at the University of Vermont, but he was swayed back to the nation's heartland when Brown was hired as head coach at KU. He spent three seasons at Kansas (1982-85) before another three-year stint as an assistant coach to Paul Evans at Pittsburgh (1985-88).

The 55-year-old lettered two years at North Carolina-Wilmington before transferring to Clarion State. He played point guard at Clarion during the 1981 and 1982 seasons, leading the team in assists and free-throw percentage. The Eagles were ranked in the Division II Top 20 both years and participated in the 1981 NCAA Division II Tournament.

Calipari's foundation, The Calipari Foundation, has raised millions of dollars to help the lives of those in need in the Commonwealth and across the country, and in 2010, he used a telethon to raise more than \$1 million for victims of the devastating earthquake in Haiti. He followed that up with another telethon in 2012 that raised \$1 million for victims of Superstorm Sandy.

A year after helping raise \$350,000 for charity during the inaugural UK alumni weekend, Calipari was the driving force behind the more than \$1 million that was donated to local and national organizations during the second annual alumni weekend.

His foundation has also worked with and donated money to Samaritan's Feet, the West Liberty Recovery Fund, 4 Paws for Ability, the Starkey Hearing Foundation, the Urban League of Lexington and the V Foundation. Calipari has also headed up the EverFi Financial Literacy Program, which teaches students across Kentucky the importance of money management.

Author of the national bestseller, "Bounce Back: Overcoming Setbacks to Succeed in Business and in Life" and the recently released "Players First: Coaching from the Inside Out," Calipari is a master of communication and maximizing talent. He lives by the motto "that it's never a matter of how far you have fallen, but instead it's about how high you bounce back."

Calipari and his wife, Ellen, have two daughters, Erin and Megan, and a son, Bradley.

# HEAD COACH JOHN CALIPARI

## NCAA Division-I

### Active Winningest Coaches

(On-Court By Percentage - Min. 10 yrs. at Division I level following 2013-14 season)

No.	Coach/Team	Yrs.	Pct.
1.	Mark Few/Gonzaga .....	15	.801
2.	Roy Williams/UNC .....	26	.792
3.	<b>John Calipari/Kentucky .....</b>	<b>22</b>	<b>.771</b>
4.	Thad Matta/Ohio State .....	14	.768
5.	Mike Krzyzewski/Duke .....	39	.763

## Since 2005-06...

Since the 2005-06 season, John Calipari's on-court record ranks him as the winningest coach over the last six-plus seasons. Totals through games on Feb. 3, 2015.

1. John Calipari	309-50
2. Bill Self	297-55
3. Mike Krzyzewski	279-62
4. Thad Matta	271-75
5. Roy Williams	271-77

## Miscellaneous On-Court Records

**Overall On-Court Record:** 619-177 (.778)

**March/April Record:** 130-39 (.769)

**NCAA Record:** 43-14 (.754)

**Record in Conference Games:** 281-86 (.766)

**Record in Conference Tournament:** 44-12 (.786)

- Calipari owns the most single-season wins with 38, tying his own record (Memphis, '08) in 2012 with 38 wins.
- Calipari is one of two coaches (Roy Williams) in NCAA Division-I history to have 400 or more wins in the first 16 years as a head coach. Calipari had 416 wins in his first 16 years.
- Calipari is the winningest coach in NCAA Division I history for a five-year span with 173 victories (2008-12).
- Calipari is the first coach in NCAA Division I history to record five straight on-court 30-win seasons. Memphis hit the 30-win plateau from 2006-09.
- Calipari is one of only two coaches (Rick Pitino) to lead three different schools to a Final Four.
- Calipari started with a 54-0 record in Rupp Arena as head coach of the Wildcats.
- Calipari has 19 players that have been chosen in the NBA Draft (15 first round) over the last five seasons.

## Cal in Conference

SEC Coaches	Conference Championships	Tournament Championships	Conference Coach of the Year
Anthony Grant, Alabama	3	2	1
Mike Anderson, Arkansas	1	0	1
Bruce Pearl, Auburn	3	2	7
Billy Donovan, Florida	6	4	4
Mark Fox, Georgia	4	1	3
<b>John Calipari, Kentucky</b>	<b>12</b>	<b>11</b>	<b>7</b>
Johnny Jones, LSU	1	2	0
Kim Anderson, Missouri	6	4	2
Andy Kennedy, Ole Miss	0	1	0
Rick Ray, Mississippi State	0	1	1
Frank Martin, South Carolina	0	0	1
Donnie Tyndall, Tennessee	0	2	1
Billy Kennedy, Texas A&M	4	2	3
Kevin Stallings, Vanderbilt	2	3	3
<b>TOTALS</b>	<b>42</b>	<b>35</b>	<b>34</b>

## Calipari vs. All Opponents

Alabama.....	8-3	Dartmouth.....	1-0	Iowa State.....	2-0	Mississippi Valley St.....	1-0	Rhode Island.....	16-2	Texas.....	2-2
Arizona.....	1-1	Dayton.....	1-0	Jackson State.....	2-0	Missouri.....	5-2	Rice.....	4-0	Texas A&M.....	4-1
Arizona State.....	0-1	DePaul.....	4-2	Kansas.....	3-3	Montana State.....	1-0	Richmond.....	1-0	Texas Arlington.....	3-0
Arkansas.....	5-6	Detroit.....	1-0	Kansas State.....	2-0	Morehead State.....	2-0	Rider.....	1-0	Towson State.....	1-0
Arkansas-Little Rock.....	3-0	Drexel.....	2-0	Keene State.....	1-0	Murray State.....	1-0	Robert Morris.....	2-1	Tulane.....	15-0
Arkansas-Pine Bluff.....	1-0	Duke.....	0-2	Kentucky.....	2-4	Nevada.....	1-0	Rutgers.....	11-4	Tulsa.....	11-1
Arkansas State.....	4-0	Duquesne.....	11-4	Lafayette (Pa.).....	1-0	New Hampshire.....	5-0	Saint Louis.....	4-3	UAB.....	14-3
Auburn.....	6-0	East Carolina.....	7-0	Lamar.....	4-0	New Mexico.....	1-0	Sam Houston State.....	1-0	UCF.....	6-0
Austin Peay.....	6-1	East Tennessee State.....	3-0	LaSalle.....	3-0	New Orleans.....	1-0	Samford.....	3-0	UCLA.....	3-1
Baylor.....	1-2	Eastern Kentucky.....	1-0	LIU-Brooklyn.....	1-0	North Carolina.....	5-2	Santa Clara.....	1-0	UNC Asheville.....	2-0
Belmont.....	2-0	Eastern Michigan.....	2-0	Lipscomb.....	1-0	North Carolina State.....	1-0	Savannah State.....	1-0	UNC Greensboro.....	1-0
Boise State.....	1-0	Fairfield.....	1-0	Long Beach State.....	1-0	North Texas.....	1-0	Seton Hall.....	1-0	UNC Wilmington.....	1-0
Boston University.....	6-1	Florida.....	9-5	Louisiana-Lafayette.....	2-0	Northeastern.....	2-1	Siena.....	4-0	USF.....	9-1
Boston College.....	2-0	Florida State.....	1-1	Louisiana Tech.....	1-1	Northern Kentucky.....	1-0	SMU.....	8-0	Utah.....	1-1
Bradley.....	1-0	Florida Tech.....	0-1	Louisville.....	13-6	Northwestern State.....	2-0	South Carolina.....	9-2	UTEP.....	6-0
Bucknell.....	1-0	Fordham.....	5-0	LSU.....	7-1	Notre Dame.....	1-1	South Connecticut.....	1-0	Vanderbilt.....	10-3
Buffalo.....	2-0	Furman.....	1-0	Loyola.....	1-0	Oakland.....	1-0	Southeastern Louisiana.....	1-0	Vermont.....	2-0
BYU.....	1-0	George Mason.....	1-0	Lowell.....	2-1	Ohio State.....	1-1	Southern Cal.....	3-0	Villanova.....	2-0
Cal State Northridge.....	1-0	Georgetown.....	2-1	Manhattan.....	2-0	Oklahoma.....	4-1	Southern Miss.....	15-4	Virginia.....	0-1
Central Conn. St.....	2-0	George Washington.....	8-9	Marist.....	2-0	Oklahoma State.....	0-2	Southwest Texas St.....	1-0	Virginia Tech.....	2-0
Charlotte.....	2-3	Georgia.....	8-2	Marshall.....	6-0	Old Dominion.....	2-0	St. Bonaventure.....	17-1	Wake Forest.....	2-1
Chattanooga.....	2-0	Georgia Tech.....	1-1	Marquette.....	3-1	Oral Roberts.....	1-0	St. John's.....	1-0	Washington.....	1-0
Christian Brothers.....	2-0	Gonzaga.....	4-0	Maryland.....	5-3	Oregon State.....	1-0	St. Joseph's.....	15-5	Western Kentucky.....	2-0
Cincinnati.....	5-7	Grand Canyon.....	1-0	Massachusetts.....	1-0	Pennsylvania.....	3-0	St. Mary's.....	1-0	West Virginia.....	11-7
Cleveland State.....	3-0	Hartford.....	2-0	Memphis.....	1-0	Penn State.....	4-4	St. Peter's.....	1-0	Wichita State.....	1-0
Coastal Carolina.....	1-0	Harvard.....	1-0	Miami (Fla.).....	0-1	Pepperdine.....	1-0	Stanford.....	3-2	Winthrop.....	2-0
Colorado.....	1-1	Holy Cross.....	4-1	Miami (Ohio).....	2-0	Pittsburgh.....	2-1	Syracuse.....	3-2	Wisconsin.....	1-0
Colorado State.....	1-1	Houston.....	17-3	Michigan.....	1-0	Portland.....	3-0	TCU.....	5-1	Wisconsin-Milwaukee.....	1-0
Columbia.....	1-0	Howard.....	1-0	Michigan State.....	1-1	Princeton.....	2-0	Temple.....	13-11	Wofford.....	1-0
Connecticut.....	2-5	Illinois.....	1-1	Middle Tennessee.....	3-0	Providence.....	3-1	Tennessee.....	11-5	Xavier.....	2-2
Coppin State.....	1-0	Indiana.....	3-1	Mississippi.....	11-4	Purdue.....	2-1	Tennessee Martin.....	4-0	Yale.....	1-0
Cornell.....	1-0	Iowa.....	0-1	Mississippi State.....	7-0	Radford.....	1-0	Tennessee Tech.....	1-0		

# TEAM STAT SUPERLATIVES UNDER CALIPARI

## TEAM

### Most Points Scored

1. 108 Marist,	11/11/11
2. 105 UT Arlington	11/19/13
3. 104 LIU Brooklyn,	11/23/12
104 Hartford,	12/29/09
5. 102 Sam HoustonSt.,	11/19/09
102 Indiana,	3/23/12

### Fewest Points Allowed

1. <b>28 Montana State</b>	<b>11/23/14</b>
2. <b>37 Missouri</b>	<b>01/13/15</b>
3. <b>38 Providence</b>	<b>11/30/14</b>
38 Eastern Michigan,	1/2/13
5. <b>40 Kansas,</b>	<b>11/18/14</b>
40 Radford,	11/23/11

### Field goals made

1. 46 Marist,	11/11/11
2. 42 LIU Brooklyn,	11/23/12
3. 41 Hartford,	12/29/09
4. 40 Lafayette,	11/16/12
5. 38 vs. Wake Forest,	3/20/10

### Field goals attempted

1. 77 Arkansas,	1/23/10
2. 76 Arkansas,	2/27/14
3. 75 Marist,	11/11/11
4. 73 at LSU	1/28/14
5. 71 at Arkansas,	2/23/11
71 at Georgia,	1/08/11

### Field-goal percentage (20 made)

1. .697 LIU Brooklyn,	11/23/12 (42-62)
2. .645 Lafayette,	11/16/12 (40-62)
3. .643 Providence	12/1/13 (27-42)
4. .614 South Carolina	2/5/13 (27-44)
5. .613 Marist,	11/11/11 (46-75)

### 3-point field goals made

1. 15 vs. Georgia,	3/1/12
15 vs East Tennessee State,	3/18/10
3. 14 Hartford,	12/29/09
4. 13 East Tennessee State,	11/12/10
5. 12 Chattanooga,	12/17/11
12 vs North Carolina,	3/27/11
12 Winthrop University,	12/22/10
12 Vanderbilt,	1/30/10

### 3-point field goals attempted

1. 33 Chattanooga,	12/17/11
33 vs. East Tennessee State,	3/18/10
33 Arkansas,	1/23/10
4. 32 vs. West Virginia,	3/27/10
5. <b>28, three times</b>	
<b>Most recent: at Texas A&amp;M</b>	<b>1/10/15</b>

### 3-point FG percentage (10 made)

1. .625 Boston,	11/30/10 (10-16)
2. .579 Lafayette	11/16/12 (11-19)
3. .556 vs. Georgia,	3/1/12 (15-27)
.556 Ole Miss,	2/18/12 (10-18)
5. .550 South Carolina,	2/19/11 (11-20)
<b>.550 Ole Miss,</b>	<b>1/6/15 (11-20)</b>

### Free throws made

1. 35 vs. Indiana,	3/23/12
2. 32 Louisville,	12/31/11
3. 33 at South Carolina,	3/1/14
4. 30, vs. UNC Asheville	11/8/13
30 vs. Baylor,	3/25/12

### Free throws attempted

1. 48 vs. UNC Asheville	11/8/13
2. 44 at Indiana,	12/11/10
44 vs. Baylor	3/25/12
4. 43 at North Carolina	12/14/13
43 at Louisville,	12/31/11

### Free-throw percentage (10 made)

1. 1,000 Florida,	2/7/12 (11-11)
1,000 Austin Peay,	12/19/09 (18-18)
3. .953 Tennessee,	1/18/14 (23-24)
4. .946 Indiana	3/23/12 (35-37)
5. .900, Ole Miss	2/18/14 (27-30)

### Most rebounds

1. 59 Arkansas,	1/23/10
2. 57 Louisville ,	12/31/12
3. 56 Robert Morris,	11/17/13
4. <b>53 three times</b>	
<b>Most recent: at Texas A&amp;M</b>	<b>1/10/15</b>

### Most assists

1. 30 Hartford,	12/29/09
2. 28 LIU Brooklyn,	11/23/12
28 vs. UNC-Asheville,	11/30/09
4. 27 vs. East Tennessee State,	3/18/10
5. <b>25 vs. UCLA,</b>	<b>12/20/14</b>

### Most steals

1. 15 vs. Lafayette,	11/16/12
2. 13 vs. UConn,	12/09/09
3. <b>12 seven times</b>	
<b>Most recent: North Carolina</b>	<b>12/13/14</b>

### Most blocked shots

1. 18 St. John's,	12/1/11
2. 14 at Georgia,	3/03/10
3. 13, five times	
Most recent: vs. UCLA	12/20/14

### Fewest turnovers

1. 3 at South Carolina,	2/4/12
2. <b>4 vs. Columbia,</b>	<b>12/10/14</b>
4 vs. Portland,	11/26/11
4 vs. Wisconsin,	4/5/14
5. <b>5, vs. Alabama</b>	<b>1/31/15</b>



# INDIVIDUAL STAT SUPERLATIVES UNDER CALIPARI

## INDIVIDUAL

### Most points

1.	35	Terrence Jones vs. Auburn	1/11/11
2.	32	Doron Lamb vs. Winthrop	12/22/10
3.	30	Brandon Knight vs. W. Virginia	3/19/11
4.	29	Julius Randle vs. Belmont	12/21/13
	29	Eric Bledsoe vs. E. Tenn. St.	03/18/10
	29	Terrence Jones vs. Oklahoma	11/22/10

### Field goals made

1.	12	Terrence Jones vs. Oklahoma	11/22/10
2.	11	Doron Lamb vs. Winthrop	12/22/10
	11	Terrence Jones vs. Auburn	1/11/11
4.	10	15 tied	

### Field goals attempted

1.	23	Brandon Knight at Arkansas	2/23/11
	23	Brandon Knight vs. UConn	4/02/11
3.	20	<b>Aaron Harrison at Texas A&amp;M</b>	<b>1/10/15</b>
	20	Brandon Knight vs. W. Virginia	3/19/11
5.	19	Terrence Jones vs. E. Tenn. St.	11/12/10
	19	Kyle Wiltjer at Ole Miss	1/29/13

### Field-goal percentage (8 made)

1.	.917	Doron Lamb vs. Winthrop	2/22/10 (11-12)
2.	.909	Anthony Davis vs. Vanderbilt	2/25/12 (10-11)
3.	.900	Alex Poythress vs. Lafayette	11/16/12 (9-10)
	.900	DeMarcus Cousins vs. Wake Forest	3/20/10 (9-10)
	.900	Anthony Davis at South Carolina	2/4/12 (9-10)
	.900	Patrick Patterson vs. East Tennessee State	3/18/10 (9-10)

### 3-point field goals made

1.	8	Eric Bledsoe vs. East Tenn. St.	3/18/10
2.	7	Doron Lamb vs. Winthrop	12/22/10
	7	Kyle Wiltjer vs. Lafayette	11/16/12
	7	Kyle Wiltjer vs. Lipscomb	12/15/12
5.	6	Darius Miller vs. South Carolina	2/19/11
	6	Darnell Dodson vs. Hartford	12/29/09

### 3-point field goals attempted

1.	13	<b>Aaron Harrison at Texas A&amp;M</b>	<b>1/10/15</b>
2.	12	Kyle Wiltjer at Ole Miss	1/29/13
	12	James Young at LSU	1/28/14
4.	11	Five times	
		Most Recent: Kyle Wiltjer vs. Lafayette	11/16/12

### 3-point FG percentage (6 made)

1.	.889	Eric Bledsoe vs. East Tennessee State	3/18/10 (8-9)
2.	.875	Doron Lamb vs. Winthrop	12/22/10 (7-8)
3.	.778	Kyle Wiltjer vs. Lipscomb	12/15/12 (7-9)
4.	.750	Darius Miller vs. South Carolina	2/19/11 (6-8)
5.	.636	Kyle Wiltjer vs. Lafayette	11/16/12 (7-11)

### Free throws made

1.	13	Julius Randle vs. Belmont	12/21/13
	13	Julius Randle at Ole Miss	2/14/14
2.	12	<b>Dakari Johnson vs. UT Arlington</b>	<b>11/25/14</b>
	12	Archie Goodwin at Ole Miss	1/29/13
	12	Archie Goodwin vs. Morehead State	11/21/12
	12	Anthony Davis vs. Louisville	12/31/11

### Free throws attempted

1.	19	Julius Randle vs. Belmont	12/21/13
2.	17	<b>Andrew Harrison at North Carolina</b>	<b>12/14/13</b>
	17	Archie Goodwin vs. Morehead State	11/21/12
	17	DeMarcus Cousins vs. Tennessee	3/13/10
5.	16	Deandre Liggins vs. Indiana	12/11/10
	16	Terrence Jones vs. St. Johns	12/1/11

### Free-throw percentage (6 made)

1.	1.000	30 tied	
		<b>Most Recent: Karl Anthony-Towns vs. Texas</b>	<b>12/5/14 (6-6)</b>
		Most FT Made: Michael Kidd-Gilchrist vs. Indiana	3/23/12 (10-10)
		<b>Aaron Harrison vs. RMU</b>	<b>11/17/13 (10-10)</b>
		<b>Andrew Harrison vs. Tennessee</b>	<b>1/18/14 (10-10)</b>

### Most rebounds

1.	19	Michael Kidd-Gilchrist vs. Louisville	12/31/11
2.	18	DeMarcus Cousins vs. Louisville	1/02/10
	18	DeMarcus Cousins vs. Sam Houston	11/19/09
	18	Anthony Davis vs. Chattanooga	12/17/11
	18	Patrick Patterson vs. Rider	11/21/09

### Most assists

1.	16	John Wall vs. Hartford	12/29/09
2.	14	John Wall vs. UNC Asheville	11/30/09
3.	11	John Wall vs. East Tennessee State	3/18/10
	11	John Wall vs. Rider	11/21/09
5.	10	Julius Mays vs. Lafayette	11/16/12
	10	Marquis Teague vs. Florida	2/7/12

### Most steals

1.	6	<b>Willie Cauley-Stein vs. Georgia</b>	<b>1/25/14</b>
	6	Nerlens Noel vs. Baylor	12/1/12
	6	John Wall vs. UNC Asheville	11/30/09
	6	John Wall vs. UConn	12/09/09
5.	5	<b>Willie Cauley-Stein vs. Texas</b>	<b>12/5/14</b>
	5	Darius Miller at Portland	11/19/10
	5	Deandre Liggins vs. Tennessee	2/08/11
	5	John Wall vs. Mississippi State	3/14/10

### Most blocked shots

1.	12	Nerlens Noel at Ole Miss	1/29/13
2.	9	<b>Willie Cauley-Stein vs. Providence</b>	<b>12/1/13</b>
	9	<b>Willie Cauley-Stein vs. Boise State</b>	<b>12/10/13</b>
4.	8	Nerlens Noel at Alabama	1/22/13
	8	Anthony Davis vs. St. Johns	12/1/11
	8	Anthony Davis at South Carolina	2/4/12

# PLAYER BIOS



1	Devin Booker	6	6-6	206	Freshman	Grand Rapids, Mich. (Moss Point)
---	--------------	---	-----	-----	----------	----------------------------------

- Won four-straight SEC Freshman of the Week honors between Jan. 9-Feb. 2, and has earned the award five times this season

- Leads UK in five true road games, averaging 13.4 points per game on 53.8-percent shooting from the floor
- Has hit a squad-best 10 of 20 3-point field goals in road contests
- Has led UK a team-best seven times in scoring this season

2014-15 Season Highs	Categories	Career Highs
19, twice, last vs. UCLA (12/20/14)	Pts	19, twice, last vs. UCLA (12/20/14)
4, vs. Boston U. (11/21/14)	Rebs	4, vs. Boston U. (11/21/14)
7, twice, last vs. UCLA (12/20/14)	FG Made	7, twice, last vs. UCLA (12/20/14)
11, at Texas A&M (1/10/15)	FG Atts.	11, at Texas A&M (1/10/15)
5, twice, last vs. UCLA (12/20/14)	3-FG Made	5, twice, last vs. UCLA (12/20/14)
6, six times, last vs. UCLA (12/20/14)	3-FG Atts.	6, six times, last vs. UCLA (12/20/14)
4, three times, last at USC (1/24/15)	FTs Made	4, three times, last at USC (1/24/15)
5, twice, last vs. TAMU (1/10/15)	FTs Atts.	5, twice, last vs. TAMU (1/10/15)
7, vs. Boston U. (11/21/14)	Assists	7, vs. Boston U. (11/21/14)
3, vs. Montana State (11/23/14)	Steals	3, vs. Montana State (11/23/14)
1, vs. Boston U. (11/21/14)	Blocks	1, vs. Boston U. (11/21/14)
35, at Texas A&M (1/10/15)	Minutes	35, at Texas A&M (1/10/15)

## 2014-15 Game-by-Game

Opponent	Date	GS	Min	FG	FGA	Pct	3FG	3FGA	Pct	FT	FTA	Pct	Off	Def	Tot	Avg	PF	FO	A	TO	Blk	Stl	Pts	Avg
GRAND CANYON	11/14/14		17	0	6	.000	0	3	.000	0	0	.000	1	0	1	1.0	1	0	1	0	0	2	0	0.0
BUFFALO	11/16/14		18	3	6	.500	0	2	.000	4	4	1.000	0	1	1	1.0	1	0	0	2	0	2	10	5.0
vs 5/5 Kansas	11/18/14		17	2	8	.250	1	6	.167	0	0	.000	0	1	1	1.0	1	0	3	0	0	0	5	5.0
BOSTON	11/21/14		20	5	8	.625	4	6	.667	1	2	.500	2	2	4	1.8	0	0	7	2	1	0	15	7.5
MONTANA STATE	11/23/14		17	6	8	.750	3	5	.600	3	5	.600	1	0	1	1.6	0	0	2	0	0	3	18	9.6
UT ARLINGTON	11/25/14		17	7	8	.875	5	6	.833	0	0	.000	0	2	2	1.7	0	0	1	1	0	2	19	11.2
RV/25 PROVIDENCE	11/30/14		20	2	4	.500	1	2	.500	0	0	.000	0	2	2	1.7	1	0	0	2	0	0	5	10.3
6/7 TEXAS	12/05/14		22	0	5	.000	0	3	.000	0	0	.000	0	0	0	1.5	2	0	0	1	0	0	0	9.0
EKU	12/07/14		13	1	8	.125	0	6	.000	2	2	1.000	0	0	0	1.3	2	0	1	3	0	0	4	8.4
Columbia	12/10/14		DNP																					
21/18 North Carolina	12/13/14		22	5	8	.625	3	3	1.000	2	2	1.000	0	0	0	1.2	3	0	1	2	0	1	15	9.1
vs UCLA	12/20/14		16	7	10	.700	5	6	.833	0	0	.000	0	1	1	1.2	2	0	0	0	0	0	19	10.0
at 4/4 LOUISVILLE	12/27/14		28	3	5	.600	1	2	.500	2	2	1.000	1	1	2	1.3	3	0	0	0	0	0	9	9.9
OLE MISS	01/06/15		21	4	7	.571	3	3	1.000	2	2	1.000	1	0	1	1.2	4	0	0	0	0	0	13	10.2
at Texas A&M	01/10/15		35	5	11	.455	4	7	.571	4	5	.800	0	3	3	1.4	3	0	1	0	0	1	18	10.7
MISSOURI	01/13/15		18	2	2	1.000	1	1	1.000	2	2	1.000	0	1	1	1.3	2	0	1	0	0	0	7	10.5
at Alabama	01/17/15		21	4	7	.571	3	6	.500	2	2	1.000	0	2	2	1.4	0	0	3	1	0	0	13	10.6
VANDERBILT	01/20/15		25	2	5	.400	0	1	.000	2	4	.500	0	2	2	1.4	1	0	4	1	0	0	6	10.4
at South Carolina	1/24/14		26	6	9	.667	2	4	.500	4	4	1.000	0	1	1	1.4	2	0	0	0	0	0	18	10.8
at Mizzou	1/29/15		22	3	7	.429	0	1	.000	3	3	1.000	0	1	1	1.4	3	0	0	4	0	0	9	10.7
ALABAMA	01/31/15		23	4	6	.667	3	4	.750	0	0	.000	0	2	2	1.4	1	0	1	0	0	0	11	10.7
GEORGIA	02/03/15		24	4	10	.400	1	6	.167	0	1	.000	0	0	0	1.3	0	0	1	0	0	0	9	10.6
<b>Totals</b>		<b>0</b>	<b>442</b>	<b>75</b>	<b>148</b>	<b>.507</b>	<b>40</b>	<b>83</b>	<b>.482</b>	<b>33</b>	<b>40</b>	<b>.825</b>	<b>6</b>	<b>22</b>	<b>28</b>	<b>1.3</b>	<b>32</b>	<b>0</b>	<b>27</b>	<b>19</b>	<b>1</b>	<b>11</b>	<b>223</b>	<b>10.6</b>

## 2014-15 Averages

Games played: 21  
 Minutes/game: 21.0  
 Points/game: 10.6  
 FG Pct: 50.7  
 3FG Pct: 48.2  
 FT Pct: 82.5

Rebounds/game: 1.3  
 Assists/game: 1.3  
 Turnovers/game: 0.9  
 Assist/turnover ratio: 1.4  
 Steals/game: 0.5  
 Blocks/game: 0.0

## Career Stats

Year	GP-GS	Min-Avg	FG-FGA	Pct	3FG-FGA	Pct	FT-FTA	Pct	Off-Def-Tot-Avg	PF-FO	Ast	TO	Blk	Stl	Pts	Avg
2014-15	21-0	442-21.0	75-148	.507	40-83	.482	33-40	.825	6-22-28-1.3	32-0	27	19	1	11	223	10.6
<b>TOTAL</b>	<b>21-0</b>	<b>442-21.0</b>	<b>75-148</b>	<b>.507</b>	<b>40-83</b>	<b>.482</b>	<b>33-40</b>	<b>.825</b>	<b>6-22-28-1.3</b>	<b>32-0</b>	<b>27</b>	<b>19</b>	<b>1</b>	<b>11</b>	<b>223</b>	<b>10.6</b>

# PLAYER BIOS



15	Willie Cauley-Stein	F	7-0	242	Junior	Olathe, Kan. (Northwest)																																							
<ul style="list-style-type: none"><li>One of 15 finalists for the Kareem Abdul-Jabbar Award, which is annually awarded to the nation's top center</li><li>Two steals at South Carolina made him the first player in UK history with 200 or more blocks and 100 or more steals</li></ul>																																													
ky's leading rebounder at 6.4 boards per game																																													
UK in steals, averaging 1.5 per game																																													
locked four shots in three different games this season																																													
in double figures in five straight from Nov. 30-Dec. 2																																													
<table><tr><th>2014-15 Season Highs</th><th>Categories</th><th>Career Highs</th></tr><tr><td>21, vs. Texas (12/5/14)</td><td>Pts</td><td>21, vs. Texas (12/5/14)</td></tr><tr><td>12, twice, last vs. Ole Miss (1/6/15)</td><td>Rebs</td><td>13, twice</td></tr><tr><td>6, four times, last (12/13/14)</td><td>FG Made</td><td>8, three times</td></tr><tr><td>11, vs. Texas (12/5/14)</td><td>FG Atts.</td><td>12, twice</td></tr><tr><td>-</td><td>3-FG Made</td><td>-</td></tr><tr><td>-</td><td>3-FG Atts.</td><td>-</td></tr><tr><td>9, vs. Texas (12/5/14)</td><td>FTs Made</td><td>9, vs. Texas (12/5/14)</td></tr><tr><td>11, vs. Texas (12/5/14)</td><td>FTs Atts.</td><td>11, vs. Texas (12/5/14)</td></tr><tr><td>4, vs. Buffalo (11/16/14)</td><td>Assists</td><td>4, four times, last (11/16/14)</td></tr><tr><td>5, vs. Texas (12/5/14)</td><td>Steals</td><td>6, vs. Georgia (1/25/14)</td></tr><tr><td>4, three times, last vs. OM (1/6/15)</td><td>Blocks</td><td>9, twice</td></tr><tr><td>39, vs. Ole Miss (1/6/14)</td><td>Minutes</td><td>39, vs. Ole Miss (1/6/14)</td></tr></table>							2014-15 Season Highs	Categories	Career Highs	21, vs. Texas (12/5/14)	Pts	21, vs. Texas (12/5/14)	12, twice, last vs. Ole Miss (1/6/15)	Rebs	13, twice	6, four times, last (12/13/14)	FG Made	8, three times	11, vs. Texas (12/5/14)	FG Atts.	12, twice	-	3-FG Made	-	-	3-FG Atts.	-	9, vs. Texas (12/5/14)	FTs Made	9, vs. Texas (12/5/14)	11, vs. Texas (12/5/14)	FTs Atts.	11, vs. Texas (12/5/14)	4, vs. Buffalo (11/16/14)	Assists	4, four times, last (11/16/14)	5, vs. Texas (12/5/14)	Steals	6, vs. Georgia (1/25/14)	4, three times, last vs. OM (1/6/15)	Blocks	9, twice	39, vs. Ole Miss (1/6/14)	Minutes	39, vs. Ole Miss (1/6/14)
2014-15 Season Highs	Categories	Career Highs																																											
21, vs. Texas (12/5/14)	Pts	21, vs. Texas (12/5/14)																																											
12, twice, last vs. Ole Miss (1/6/15)	Rebs	13, twice																																											
6, four times, last (12/13/14)	FG Made	8, three times																																											
11, vs. Texas (12/5/14)	FG Atts.	12, twice																																											
-	3-FG Made	-																																											
-	3-FG Atts.	-																																											
9, vs. Texas (12/5/14)	FTs Made	9, vs. Texas (12/5/14)																																											
11, vs. Texas (12/5/14)	FTs Atts.	11, vs. Texas (12/5/14)																																											
4, vs. Buffalo (11/16/14)	Assists	4, four times, last (11/16/14)																																											
5, vs. Texas (12/5/14)	Steals	6, vs. Georgia (1/25/14)																																											
4, three times, last vs. OM (1/6/15)	Blocks	9, twice																																											
39, vs. Ole Miss (1/6/14)	Minutes	39, vs. Ole Miss (1/6/14)																																											

## 2014-15 Game-by-Game

Opponent	Date	GS	Min	FG	FGA	Pct	3FG	3FGA	Pct	FT	FTA	Pct	Off	Def	Tot	Avg	PF	FO	A	TO	Blk	Stl	Pts	Avg	
GRAND CANYON	11/14/14	*	23	6	7	.857	0	0	.000	0	0	.000	2	3	5	5.0	1	0	1	0	4	2	12	12.0	
BUFFALO	11/16/14	*	26	3	6	.500	0	0	.000	0	0	.000	4	6	10	7.5	2	0	4	2	1	2	6	9.0	
vs 5/5 Kansas	11/18/14	*	21	3	7	.429	0	0	.000	1	3	.333	4	6	10	8.3	3	0	1	0	1	1	7	8.3	
BOSTON	11/21/14	*	24	6	7	.857	0	0	.000	0	1	.000	0	2	2	6.8	5	1	1	2	1	1	12	9.3	
MONTANA STATE	11/23/14	*	18	1	1	1.000	0	0	.000	3	4	.750	3	2	5	6.4	0	0	1	0	2	0	5	8.4	
UT ARLINGTON	11/25/14	*	17	3	5	.600	0	0	.000	2	3	.667	1	3	4	6.0	2	0	1	0	1	0	8	8.3	
RV/25 PROVIDENCE	11/30/14	*	25	5	9	.556	0	0	.000	1	2	.500	3	3	6	6.0	0	0	1	1	0	2	11	8.7	
6/7 TEXAS	12/05/14	*	33	6	11	.545	0	0	.000	9	12	.750	3	9	12	6.8	3	0	0	0	3	5	21	10.3	
EKU	12/07/14	*	26	5	8	.625	0	0	.000	1	2	.500	1	4	5	6.6	2	0	0	0	2	2	11	10.3	
COLUMBIA	12/10/14	*	28	4	7	.571	0	0	.000	2	3	.667	5	5	10	6.9	0	0	1	1	1	0	10	10.3	
21/18 NORTH CAROLINA	12/13/14	*	28	6	9	.667	0	0	.000	3	6	.500	3	3	6	6.8	0	0	1	2	2	4	15	10.7	
vs UCLA	12/20/14	*	20	4	7	.571	0	0	.000	0	0	.000	0	5	5	6.7	1	0	0	1	4	2	8	10.5	
at 4/4 Louisville	12/27/14	*	23	2	5	.400	0	0	.000	1	2	.500	2	4	6	6.6	4	0	0	0	0	3	5	10.1	
OLE MISS	01/06/15	*	39	3	8	.375	0	0	.000	1	4	.250	4	8	12	7.0	2	0	0	5	4	3	7	9.9	
at Texas A&M	01/10/15	*	26	1	4	.250	0	0	.000	2	2	1.000	4	2	6	6.9	5	1	0	2	3	0	4	9.5	
MISSOURI	01/13/15	*	23	4	7	.571	0	0	.000	5	6	.833	1	4	5	6.8	0	0	1	1	2	0	13	9.7	
at Alabama	01/17/15	*	26	3	4	.750	0	0	.000	3	4	.750	1	4	5	6.7	0	0	0	1	2	0	9	9.6	
VANDERBILT	01/20/15	*	27	2	5	.400	0	0	.000	2	2	1.000	1	9	10	6.9	2	0	1	1	1	3	6	9.4	
at South Carolina	1/24/15	*	20	1	1	1.000	0	0	.000	0	0	.000	0	4	4	6.7	3	0	1	0	1	2	2	9.1	
at Mizzou	1/29/15	*	23	1	1	1.000	0	0	.000	0	4	.000	1	2	3	6.6	0	0	0	2	0	0	2	8.7	
ALABAMA	01/31/15	*	28	4	4	1.000	0	0	.000	4	6	.667	1	3	4	6.4	4	0	1	1	0	0	12	8.9	
GEORGIA	02/03/15	*	31	3	6	.500	0	0	.000	0	0	.000	3	2	5	6.4	4	0	1	2	1	1	6	8.7	
Totals			22	555	76	129	.589	0	0	.000	40	66	.606	47	93	140	6.4	43	2	17	24	36	33	192	8.7

## 2014-15 Averages

Games played: 22
Minutes/game: 25.2
Points/game: 8.7
FG Pct: 58.9
FT Pct: 60.6

Rebounds/game: 6.4
Assists/game: 0.8
Turnovers/game: 1.1
Assist/turnover ratio: 0.7
Steals/game: 1.5
Blocks/game: 1.6

## Career Stats

Year	GP-GS	Min-Avg	FG-FGA	Pct	3FG-FGA	Pct	FT-FTA	Pct	Off-Def-Tot-Avg	PF-FO	Ast	TO	Blk	Stl	Pts	Avg
2012-13	29-14	683-23.6	105-169	.621	0-0	.000	32-86	.372	67-112-179-6.2	70-2	27	48	60	24	242	8.3
2013-14	37-18	880-23.8	106-178	.596	0-0	.000	40-83	.482	94-131-225-6.1	98-2	25	31	106	44	252	6.8
2014-15	22-22	555-25.2	76-129	.589	0-0	.000	40-66	.606	47-93-140-6.4	43-2	17	24	36	33	192	8.7
<b>TOTAL</b>	<b>88-54</b>	<b>2118-24.1</b>	<b>287-476</b>	<b>.603</b>	<b>0-0</b>	<b>.000</b>	<b>112-235</b>	<b>.477</b>	<b>208-336-544-6.2</b>	<b>211-6</b>	<b>69</b>	<b>103</b>	<b>202</b>	<b>101</b>	<b>686</b>	<b>7.8</b>



## PLAYER BIOS



24	E.J. Floreal	6	6-4	200	Sophomore	Palo Alto, Calif. (Dunbar)																																							
<ul style="list-style-type: none"><li>Hit a free throw for his first point of the season in win over Kansas</li><li>Had two dunks and two boards in UK's exhibition games</li></ul>																																													
en action in nine games in his career																																													
d on a dunk in two minutes of action against Robert																																													
s as a freshman																																													
, Edrick, is the University of Kentucky track and cross																																													
y head coach																																													
<table><tr><th>2014-15 Season Highs</th><th>Categories</th><th>Career Highs</th></tr><tr><td>1, vs. Kansas (11/18/14)</td><td>Pts</td><td>2, vs. Robert Morris (11/17/13)</td></tr><tr><td>-</td><td>Rebs</td><td>1, vs. Robert Morris (11/17/13)</td></tr><tr><td>-</td><td>FG Made</td><td>1, vs. Robert Morris (11/17/13)</td></tr><tr><td>1, vs. Montana State (11/23/14)</td><td>FG Atts.</td><td>1, twice, last vs. MSU (11/23/14)</td></tr><tr><td>-</td><td>3-FG Made</td><td>-</td></tr><tr><td>-</td><td>3-FG Atts.</td><td>-</td></tr><tr><td>1, vs. Kansas (11/18/14)</td><td>FTs Made</td><td>1, vs. Kansas (11/18/14)</td></tr><tr><td>2, vs. Kansas (11/18/14)</td><td>FTs Atts.</td><td>2, vs. Kansas (11/18/14)</td></tr><tr><td>-</td><td>Assists</td><td>-</td></tr><tr><td>1, vs. UCLA (12/20/14)</td><td>Steals</td><td>1, twice, last vs. UCLA (12/20/14)</td></tr><tr><td>-</td><td>Blocks</td><td>1, vs. Robert Morris (11/17/13)</td></tr><tr><td>5, vs. Montana State (11/23/14)</td><td>Minutes</td><td>5, vs. Montana State (11/23/14)</td></tr></table>							2014-15 Season Highs	Categories	Career Highs	1, vs. Kansas (11/18/14)	Pts	2, vs. Robert Morris (11/17/13)	-	Rebs	1, vs. Robert Morris (11/17/13)	-	FG Made	1, vs. Robert Morris (11/17/13)	1, vs. Montana State (11/23/14)	FG Atts.	1, twice, last vs. MSU (11/23/14)	-	3-FG Made	-	-	3-FG Atts.	-	1, vs. Kansas (11/18/14)	FTs Made	1, vs. Kansas (11/18/14)	2, vs. Kansas (11/18/14)	FTs Atts.	2, vs. Kansas (11/18/14)	-	Assists	-	1, vs. UCLA (12/20/14)	Steals	1, twice, last vs. UCLA (12/20/14)	-	Blocks	1, vs. Robert Morris (11/17/13)	5, vs. Montana State (11/23/14)	Minutes	5, vs. Montana State (11/23/14)
2014-15 Season Highs	Categories	Career Highs																																											
1, vs. Kansas (11/18/14)	Pts	2, vs. Robert Morris (11/17/13)																																											
-	Rebs	1, vs. Robert Morris (11/17/13)																																											
-	FG Made	1, vs. Robert Morris (11/17/13)																																											
1, vs. Montana State (11/23/14)	FG Atts.	1, twice, last vs. MSU (11/23/14)																																											
-	3-FG Made	-																																											
-	3-FG Atts.	-																																											
1, vs. Kansas (11/18/14)	FTs Made	1, vs. Kansas (11/18/14)																																											
2, vs. Kansas (11/18/14)	FTs Atts.	2, vs. Kansas (11/18/14)																																											
-	Assists	-																																											
1, vs. UCLA (12/20/14)	Steals	1, twice, last vs. UCLA (12/20/14)																																											
-	Blocks	1, vs. Robert Morris (11/17/13)																																											
5, vs. Montana State (11/23/14)	Minutes	5, vs. Montana State (11/23/14)																																											

### 2014-15 Game-by-Game

Opponent	Date	GS	Min	FG	FGA	Pct	3FG	3FGA	Pct	FT	FTA	Pct	Off	Def	Tot	Avg	PF	FO	A	TO	Blk	Stl	Pts	Avg
GRAND CANYON	11/14/14					DNP																		
BUFFALO	11/16/14					DNP																		
vs 5/5 Kansas	11/18/14	1	0	0	.000	0	0	.000	1	2	.500	0	0	0	0.0	0	0	0	0	0	0	1	1.0	
BOSTON	11/21/14					DNP																		
MONTANA STATE	11/23/14	5	0	1	.000	0	0	.000	0	0	.000	0	0	0	0.0	0	0	0	0	0	0	0	0	0.5
UT ARLINGTON	11/25/14	2	0	0	.000	0	0	.000	0	0	.000	0	0	0	0.0	0	0	0	0	0	0	0	0	0.3
RV/25 PROVIDENCE	11/30/14					DNP																		
6/7 TEXAS	12/05/14					DNP																		
EKU	12/07/14					DNP																		
COLUMBIA	12/10/14					DNP																		
21/18 NORTH CAROLINA	12/13/14					DNP																		
vs UCLA	12/20/14	1	0	0	.000	0	0	.000	0	0	.000	0	0	0	0.0	0	0	0	1	0	1	0	0.3\	
at 4/4 Louisville	12/27/14					DNP																		
OLE MISS	01/06/15					DNP																		
at Texas A&M	01/10/15					DNP																		
MISSOURI	01/13/15	2	0	0	.000	0	0	.000	0	0	.000	0	0	0	0.0	1	0	0	1	0	0	0	0.2	
at Alabama	01/17/15	1	0	0	.000	0	0	.000	0	0	.000	0	0	0	0.0	1	0	0	0	0	0	0	0.2	
VANDERBILT	01/20/15					DNP																		
at South Carolina	01/24/15					DNP																		
at Mizzou	01/29/15					DNP																		
ALABAMA	01/31/15					DNP																		
GEORGIA	02/03/15					DNP																		
Totals		0	12	0	1	.000	0	0	.000	1	2	.500	0	0	0	0.0	2	0	0	2	0	1	1	0.2

### 2014-15 Averages

Games played: 6

Minutes/game: 2.0

Points/game: 0.2

FG Pct: 0.0

FT Pct: 50.0

Turnovers/game: 0.3

Steals/game: 0.2

### Career Stats

Year	GP-GS	Min-Avg	FG-FGA	Pct	3FG-FGA	Pct	FT-FTA	Pct	Off-Def-Tot-Avg	PF-FO	Ast	TO	Blk	Stl	Pts	Avg
2013-14	3-0	4-1.3	1-1	1.000	0-0	.000	0-0	.000	0-1-1-0.3	1-0	0	0	1	1	2	0.7
2014-15	6-0	12-2.0	0-1	.000	0-0	.000	1-2	.500	0-0-0-0.0	2-0	0	2	0	1	1	0.2
<b>TOTAL</b>	<b>9-0</b>	<b>16-1.8</b>	<b>1-2</b>	<b>.500</b>	<b>0-0</b>	<b>.000</b>	<b>1-2</b>	<b>.500</b>	<b>0-1-1-0.1</b>	<b>3-0</b>	<b>0</b>	<b>2</b>	<b>1</b>	<b>2</b>	<b>3</b>	<b>0.3</b>

# PLAYER BIOS



2	Aaron Harrison	6	6-6	212	Sophomore	Richmond, Texas (Travis)																																							
<ul style="list-style-type: none"><li>UK's leading scorer (11 points per game)</li><li>Scored in double figures for the fifth straight game, and 10th of the last 13, last Saturday vs. Bama</li><li>Scored 14 second-half points to lead UK by Vandy</li></ul>																																													
5 points vs. Ole Miss were the most by a																																													
at in a single game this season																																													
at all 40 games as a freshman and was the team's leading return-																																													
er with an average of 13.7 points per outing																																													
ree game-winning 3s during the NCAA Tournament																																													
<table><tr><th>2014-15 Season Highs</th><th>Categories</th><th>Career Highs</th></tr><tr><td>26, vs. Ole Miss (1/6/15)</td><td>Pts</td><td>28, vs. Robert Morris (11/17/13)</td></tr><tr><td>7, at Texas A&amp;M (1/10/15)</td><td>Rebs</td><td>7, twice, last at TAMU (1/10/15)</td></tr><tr><td>7 vs. Boston U. (11/21/14)</td><td>FG Made</td><td>8, vs. North Carolina (12/14/13)</td></tr><tr><td>20, vs. Texas A&amp;M (1/10/15)</td><td>FG Atts.</td><td>20, vs. Texas A&amp;M (1/10/15)</td></tr><tr><td>5, twice last vs. Mizzou (1/13/15)</td><td>Made</td><td>5, twice last vs. Mizzou (1/13/15)</td></tr><tr><td>13, at Texas A&amp;M (1/10/15)</td><td>3-FG Atts.</td><td>13, at Texas A&amp;M (1/10/15)</td></tr><tr><td>9, vs. Ole Miss (1/7/15)</td><td>FTs Made</td><td>11, vs. South Carolina (3/1/14)</td></tr><tr><td>10, vs. Ole Miss (1/7/15)</td><td>FTs Atts.</td><td>12, vs. South Carolina (3/1/14)</td></tr><tr><td>4, vs. Boston U. (11/21/14)</td><td>Assists</td><td>7, vs. Belmont (12/21/13)</td></tr><tr><td>3, five times, last at Mizzou (1/29/15)</td><td>Steals</td><td>4, vs. UNC Asheville (11/8/13)</td></tr><tr><td>1, twice, last at USC (1/24/15)</td><td>Blocks</td><td>2, vs. Alabama (3/4/14)</td></tr><tr><td>40, vs. Ole Miss (1/6/15)</td><td>Minutes</td><td>43, vs. LSU (2/22/14)</td></tr></table>							2014-15 Season Highs	Categories	Career Highs	26, vs. Ole Miss (1/6/15)	Pts	28, vs. Robert Morris (11/17/13)	7, at Texas A&M (1/10/15)	Rebs	7, twice, last at TAMU (1/10/15)	7 vs. Boston U. (11/21/14)	FG Made	8, vs. North Carolina (12/14/13)	20, vs. Texas A&M (1/10/15)	FG Atts.	20, vs. Texas A&M (1/10/15)	5, twice last vs. Mizzou (1/13/15)	Made	5, twice last vs. Mizzou (1/13/15)	13, at Texas A&M (1/10/15)	3-FG Atts.	13, at Texas A&M (1/10/15)	9, vs. Ole Miss (1/7/15)	FTs Made	11, vs. South Carolina (3/1/14)	10, vs. Ole Miss (1/7/15)	FTs Atts.	12, vs. South Carolina (3/1/14)	4, vs. Boston U. (11/21/14)	Assists	7, vs. Belmont (12/21/13)	3, five times, last at Mizzou (1/29/15)	Steals	4, vs. UNC Asheville (11/8/13)	1, twice, last at USC (1/24/15)	Blocks	2, vs. Alabama (3/4/14)	40, vs. Ole Miss (1/6/15)	Minutes	43, vs. LSU (2/22/14)
2014-15 Season Highs	Categories	Career Highs																																											
26, vs. Ole Miss (1/6/15)	Pts	28, vs. Robert Morris (11/17/13)																																											
7, at Texas A&M (1/10/15)	Rebs	7, twice, last at TAMU (1/10/15)																																											
7 vs. Boston U. (11/21/14)	FG Made	8, vs. North Carolina (12/14/13)																																											
20, vs. Texas A&M (1/10/15)	FG Atts.	20, vs. Texas A&M (1/10/15)																																											
5, twice last vs. Mizzou (1/13/15)	Made	5, twice last vs. Mizzou (1/13/15)																																											
13, at Texas A&M (1/10/15)	3-FG Atts.	13, at Texas A&M (1/10/15)																																											
9, vs. Ole Miss (1/7/15)	FTs Made	11, vs. South Carolina (3/1/14)																																											
10, vs. Ole Miss (1/7/15)	FTs Atts.	12, vs. South Carolina (3/1/14)																																											
4, vs. Boston U. (11/21/14)	Assists	7, vs. Belmont (12/21/13)																																											
3, five times, last at Mizzou (1/29/15)	Steals	4, vs. UNC Asheville (11/8/13)																																											
1, twice, last at USC (1/24/15)	Blocks	2, vs. Alabama (3/4/14)																																											
40, vs. Ole Miss (1/6/15)	Minutes	43, vs. LSU (2/22/14)																																											

## 2014-15 Game-by-Game

Opponent	Date	GS	Min	FG	FGA	Pct	3FG	3FGA	Pct	FT	FTA	Pct	Off	Def	Tot	Avg	PF	FO	A	TO	Blk	Stl	Pts	Avg	
GRAND CANYON	11/14/14	*	23	3	7	.429	0	1	.000	1	2	.500	0	0	0	0.0	1	0	0	1	0	2	7	7.0	
BUFFALO	11/16/14	*	22	2	9	.222	1	5	.200	3	5	.600	1	3	4	2.0	3	0	0	1	0	1	8	7.5	
vs No. 5/5 Kansas	11/18/14	*	21	3	8	.375	2	3	.667	0	0	.000	0	2	2	2.0	2	0	2	1	0	0	8	7.7	
BOSTON	11/21/14	*	25	7	15	.467	1	6	.167	4	6	.667	1	1	2	2.0	1	0	4	0	0	2	19	10.5	
MONTANA STATE	11/23/14	*	18	5	14	.357	1	6	.167	3	3	1.000	0	2	2	2.0	0	0	2	0	0	2	14	11.2	
UT ARLINGTON	11/25/14	*	18	4	11	.364	2	7	.286	1	1	1.000	0	0	0	1.7	2	0	2	2	0	0	11	11.2	
RV/25 PROVIDENCE	11/30/14	*	22	2	7	.286	1	4	.250	1	2	.500	0	1	1	1.6	3	0	4	0	0	0	6	10.4	
6/7 TEXAS	12/05/14	*	28	1	9	.111	0	4	.000	0	0	.000	0	1	1	1.5	2	0	2	2	0	0	2	9.4	
EKU	12/07/14	*	25	4	10	.400	1	3	.333	0	0	.000	0	6	6	2.0	0	0	3	2	1	1	9	9.3	
COLUMBIA	12/10/14	*	33	6	15	.400	1	5	.200	1	1	1.000	2	1	3	2.1	1	0	3	0	0	3	14	9.8	
21/18 NORTH CAROLINA	12/13/14	*	26	5	9	.556	3	7	.429	1	2	.500	0	1	1	2.0	2	0	1	2	0	1	14	10.2	
vs UCLA	12/20/14	*	23	6	11	.545	3	8	.375	0	0	.000	0	2	2	2.0	1	0	3	0	0	3	15	10.6	
at 4/4 Louisville	12/27/14	*	26	2	10	.200	2	7	.286	1	2	.500	0	3	3	2.1	3	0	1	1	0	2	7	10.3	
OLE MISS	01/06/15	*	40	6	14	.429	5	9	.556	9	10	.900	0	4	4	2.2	0	0	2	0	0	0	26	11.4	
at Texas A&M	01/10/15	*	37	4	20	.200	2	13	.154	2	2	1.000	0	7	7	2.5	5	1	1	2	0	3	12	11.5	
MISSOURI	01/13/15	*	20	5	8	.625	5	7	.714	1	2	.500	1	1	2	2.5	0	0	1	0	0	0	16	11.8	
at Alabama	01/17/15	*	23	2	4	.500	1	3	.333	0	0	.000	1	2	3	2.5	1	0	1	2	0	0	5	11.4	
VANDERBILT	01/20/15	*	23	4	7	.571	2	3	.667	4	4	1.000	1	1	2	2.5	0	0	1	1	0	2	14	11.5	
at South Carolina	1/24/15	*	34	4	11	.364	1	4	.250	4	6	.667	0	4	4	2.6	3	0	0	0	1	3	13	11.6	
at Mizzou	1/29/15	*	25	3	7	.429	1	3	.333	4	4	1.000	0	3	3	2.6	2	0	2	0	0	3	11	11.6	
ALABAMA	01/31/15	*	32	4	11	.364	2	6	.333	0	1	.000	0	2	2	2.6	1	0	2	0	0	2	10	11.5	
GEORGIA	02/03/15	*	28	0	4	.000	0	4	.000	1	2	.500	0	2	2	2.5	1	0	1	1	0	0	1	11.0	
Totals			22	572	82	221	.371	37	118	.314	41	55	.745	7	49	56	2.5	34	1	38	18	2	30	242	11.0

## 2014-15 Averages

Games played: 22
Minutes/game: 26.0
Points/game: 11.0
FG Pct: 37.1
3FG Pct: 31.4
FT Pct: 74.5

Rebounds/game: 2.5
Assists/game: 1.7
Turnovers/game: 0.8
Assist/turnover ratio: 2.1
Steals/game: 1.4
Blocks/game: 0.1

## Career Stats

Year	GP-GS	Min-Avg	FG-FGA	Pct	3FG-FGA	Pct	FT-FTA	Pct	Off-Def-Tot-Avg	PF-FO	Ast	TO	Blk	Stl	Pts	Avg
2013-14	40-40	1303-32.6	174-411	.423	62-174	.356	139-176	.790	25-93-118-3.0	85-2	74	65	12	43	549	13.7
2014-15	22-22	572-26.0	82-221	.371	37-118	.314	41-55	.745	7-49-56-2.5	34-1	38	18	2	30	242	11.0
<b>TOTAL</b>	<b>62-62</b>	<b>1875-30.2</b>	<b>256-632</b>	<b>.405</b>	<b>99-292</b>	<b>.339</b>	<b>180-231</b>	<b>.779</b>	<b>32-142-174-2.8</b>	<b>119-3</b>	<b>112</b>	<b>83</b>	<b>14</b>	<b>73</b>	<b>791</b>	<b>12.8</b>

# PLAYER BIOS



5

Andrew Harrison

6

6-6

210

Sophomore

Richmond, Texas (Travis)

- UK's leading assist man (4.0 per game)
- Led UK in scoring and assists two of the last three games
- Scored 20 or more points and five or more assists in the same game for the first time, on Tuesday vs. UGA
- Dished at least three assists in all but three games this season
- Scored in double figures seven times this year
- Started 39 games and averaged 10.9 points per game while dishing out 159 assists as a freshman

2014-15 Season Highs	Categories	Career Highs
23, vs. Georgia (2/3/15)	Pts.	26, vs. Tennessee (1/18/14)
4, vs. Montana State (11/14/14)	Rebs.	8, three times
8, vs. Georgia (2/3/15)	FG Made	8, vs. Georgia (2/3/15)
16, vs. Georgia (2/3/15)	FG Atts.	16, twice, last vs. Georgia (2/3/15)
3, vs. Georgia (2/3/15)	3-FG Made	3, vs. Georgia (2/3/15)
6, vs. Georgia (2/3/15)	3-FG Atts.	7, vs. Texas A&M (1/21/14)
9, vs. UNC (12/13/14)	FTs Made	10, twice
10, vs. UNC (12/13/14)	FTs Atts.	17, vs. North Carolina (12/14/13)
8, vs. UCLA (12/20/14)	Assists	9, vs. Georgia (3/15/14)
2, twice, last vs. UNC (12/13/14)	Steals	3, vs. Florida (3/8/14)
1, twice, last vs. ECU (12/7/14)	Blocks	2, vs. LSU (2/22/14)
33, at Texas A&M (1/10/15)	Minutes	39, twice

## 2014-15 Game-by-Game

Opponent	Date	GS	Min	FG	FGA	Pct	3FG	3FGA	Pct	FT	FTA	Pct	Off	Def	Tot	Avg	PF	FO	A	TO	Blk	Stl	Pts	Avg
GRAND CANYON	11/14/14	*	23	5	8	.625	1	2	.500	5	6	.833	1	2	3	3.0	1	0	3	2	0	1	16	16.0
BUFFALO	11/16/14	*	18	1	6	.167	0	3	.000	1	2	.500	0	0	0	1.5	2	0	1	1	1	1	3	9.5
vs No. 5/5 Kansas	11/18/14	*	19	3	5	.600	2	2	1.000	2	3	.667	0	2	2	1.7	3	0	4	2	0	0	10	9.7
BOSTON	11/21/14	*	25	2	4	.500	1	2	.500	3	4	.750	1	1	2	1.8	3	0	5	1	0	1	8	9.3
MONTANA STATE	11/23/14	*	19	1	3	.333	1	2	.500	1	2	.500	1	3	4	2.2	0	0	3	2	0	2	4	8.2
UT ARLINGTON	11/25/14	*	19	4	7	.571	0	1	.000	3	3	1.000	1	2	3	2.3	1	0	4	1	0	1	11	8.7
RV/25 PROVIDENCE	11/30/14	*	20	3	6	.500	0	1	.000	0	0	.000	0	1	1	2.1	2	0	4	1	1	4	6	8.3
6/7 TEXAS	12/05/14	*	24	2	8	.250	1	4	.250	0	0	.000	0	1	1	2.0	2	0	4	1	0	0	5	7.9
EKU	12/07/14	*	24	2	2	1.000	0	0	.000	2	2	1.000	0	2	2	2.0	2	0	6	5	1	1	6	7.7
COLUMBIA	12/10/14	*	32	1	12	.083	0	5	.000	2	4	.500	1	2	3	2.1	3	0	3	0	0	1	4	7.3
21/18 NORTH CAROLINA	12/13/14	*	25	1	4	.250	0	1	.000	9	10	.900	1	0	1	2.0	3	0	5	3	0	2	11	7.6
vs UCLA	12/20/14	*	23	3	8	.375	2	4	.500	0	0	.000	0	3	3	2.1	0	0	8	4	0	0	8	7.7
at 4/4 Louisville	12/27/14	*	20	1	6	.167	1	1	1.000	0	0	.000	1	2	3	2.2	3	0	4	6	0	0	3	7.3
OLE MISS	01/06/15	*	32	2	7	.286	2	3	.667	6	8	.750	0	1	1	2.1	4	0	5	1	0	2	12	7.6
at Texas A&M	01/10/15	*	33	2	10	.200	1	4	.250	4	8	.500	0	1	1	2.0	1	0	5	1	0	1	9	7.7
MISSOURI	01/13/15	*	20	1	5	.200	0	2	.000	6	7	.857	1	2	3	2.1	2	0	3	1	0	0	8	7.8
at Alabama	01/17/15	*	25	1	4	.250	1	3	.333	2	2	1.000	0	2	2	2.1	0	0	3	2	0	3	5	7.6
VANDERBILT	01/20/15	*	25	1	3	.333	0	0	.000	3	5	.600	0	1	1	2.0	2	0	4	3	0	0	5	7.4
at South Carolina	1/24/15	*	27	1	5	.200	0	0	.000	2	3	.667	0	1	1	1.9	1	0	2	2	0	0	4	7.3
at Mizzou	1/29/15	*	25	3	4	.750	0	1	.000	9	11	.818	0	3	3	2.0	2	0	3	2	0	3	15	7.7
ALABAMA	01/31/15	*	28	1	3	.333	1	2	.500	2	2	1.000	0	2	2	2.0	2	0	2	2	0	1	5	7.5
GEORGIA	02/03/15	*	31	8	16	.500	3	6	.500	4	4	1.000	0	0	0	1.9	1	0	7	1	0	1	23	8.2
Totals		22	537	49	136	.360	17	49	.347	66	86	.767	8	34	42	1.9	40	0	88	44	3	25	181	8.2

## 2014-15 Averages

Games played: 22  
 Minutes/game: 24.4  
 Points/game: 8.2  
 FG Pct: .36.0  
 3FG Pct: .34.7  
 FT Pct: .76.7

Rebounds/game: 1.9  
 Assists/game: 4.0  
 Turnovers/game: 2.0  
 Assist/turnover ratio: 2.0  
 Steals/game: 1.1  
 Blocks/game: 0.1

## Career Stats

Year	GP-GS	Min-Avg	FG-FGA	Pct	3FG-FGA	Pct	FT-FTA	Pct	Off-Def-Tot-Avg	PF-FO	Ast	TO	Blk	Stl	Pts	Avg
2013-14	40-39	1267-31.7	121-330	.367	33-94	.351	159-208	.764	32-94-126-3.2	119-3	159	109	9	21	434	10.9
2014-15	22-22	537-24.4	49-136	.360	17-49	.347	66-86	.767	8-34-42-1.9	40-0	88	44	3	25	181	8.2
<b>TOTAL</b>	<b>62-61</b>	<b>1804-29.1</b>	<b>170-466</b>	<b>.365</b>	<b>50-143</b>	<b>.350</b>	<b>225-294</b>	<b>.765</b>	<b>40-128-168-2.7</b>	<b>159-3</b>	<b>247</b>	<b>153</b>	<b>12</b>	<b>46</b>	<b>615</b>	<b>9.9</b>



## PLAYER BIOS



**25** **Dominique Hawkins** **6** **6-0** **195** **Sophomore** **Richmond, Ky. (Madison Central)**

- Tallied six points, three assists and a career-high two steals vs. Missouri at Rupp Arena
- Started five games this season, including five of the last seven
- Dished out a career-high six assists vs. ECU
- Made his first career start and scored a career-high seven points vs. Boston University
- Former Kentucky Mr. Basketball and All-State selection

2014-15 Season Highs	Categories	Career Highs
7, vs. Boston U. (11/21/14)	Pts	7, vs. Boston U. (11/21/14)
2, twice, last vs. ECU (12/7/14)	Rebs	4, vs. Belmont (12/21/13)
3, vs. Boston U. (11/21/14)	FG Made	3, vs. Boston U. (11/21/14)
8, vs. Montana State (11/23/14)	FG Atts.	8, vs. Montana State (11/23/14)
1, four times, last vs. Vandy (2/3/15)	3-FG Made	1, four times, last vs. Vandy (2/3/15)
3, vs. Mizzou (1/13/15)	3-FG Atts.	3, vs. Mizzou (1/13/15)
2, vs. Mizzou (1/13/15)	FTs Made	2, twice, last vs. Mizzou (1/13/15)
2, twice, last vs. Mizzou (1/13/15)	FTs Atts.	2, five times, last vs. Mizzou (1/13/15)
6, vs. ECU (12/7/14)	Assists	6, vs. ECU (12/7/14)
2, vs. Mizzou (1/13/15)	Steals	2, vs. Mizzou (1/13/15)
1, vs. Mizzou (1/13/15)	Blocks	1, twice, last vs. Mizzou (1/13/15)
20, vs. Mizzou (1/13/15)	Minutes	20, vs. Mizzou (1/13/15)

### 2014-15 Game-by-Game

Opponent	Date	GS	Min	FG	FGA	Pct	3FG	3FGA	Pct	FT	FTA	Pct	Off	Def	Tot	Avg	PF	FO	A	TO	Blk	Stl	Pts	Avg
GRAND CANYON	11/14/14		3	0	1	.000	0	0	.000	0	0	.000	0	1	1	1.0	0	0	0	0	0	0	0	0.0
BUFFALO	11/16/14		DNP																					
vs No. 5/5 Kansas	11/18/14		4	0	0	.000	0	0	.000	0	0	.000	0	1	1	1.0	0	0	0	0	0	0	0	0.0
BOSTON	11/21/14	*	16	3	4	.750	1	2	.500	0	0	.000	0	1	1	1.0	2	0	1	0	0	1	7	2.3
MONTANA STATE	11/23/14	*	15	1	8	.125	0	2	.000	1	2	.500	1	1	2	1.3	3	0	0	0	0	0	3	2.5
UT ARLINGTON	11/25/14		5	0	0	.000	0	0	.000	0	0	.000	0	0	0	1.0	0	0	0	0	0	0	0	2.0
RV/25 PROVIDENCE	11/30/14		DNP																					
6/7 TEXAS	12/05/14		DNP																					
ECU	12/07/14		16	0	0	.000	0	0	.000	0	1	.000	0	2	2	1.2	2	0	6	0	0	0	0	1.7
COLUMBIA	12/10/14		7	0	1	.000	0	1	.000	0	0	.000	0	0	0	1.0	1	0	1	1	0	0	0	1.4
21/18 NORTH CAROLINA	12/13/14		DNP																					
vs UCLA	12/20/14		9	0	2	.000	0	2	.000	0	0	.000	0	0	0	0.9	0	0	0	0	0	0	0	1.3
at 4/4/ Louisville	12/27/14		DNP																					
OLE MISS	01/06/15		DNP																					
at Texas A&M	01/10/15		DNP																					
MISSOURI	01/13/15	*	20	2	5	.400	0	3	.000	2	2	1.000	1	0	1	0.9	1	0	3	1	1	2	6	1.8
at Alabama	01/17/15		DNP																					
VANDERBILT	01/20/15	*	7	1	1	1.000	1	1	1.000	0	0	.000	0	0	0	0.8	0	0	0	1	0	0	3	1.9
at South Carolina	01/24/15		DNP																					
at Mizzou	1/29/15	*	10	1	1	1.000	1	1	1.000	1	2	.500	0	3	3	1.0	2	0	0	1	0	0	4	2.1
ALABAMA	01/31/15	*	9	0	1	.000	0	1	.000	0	0	.000	0	1	1	1.0	1	0	1	0	0	0	0	1.9
GEORGIA	02/03/15	*	9	1	3	.333	1	2	.500	0	1	.000	0	0	0.9	0	0	0	1	0	1	3	2.0	
Totals		7	130	9	27	.333	4	15	.267	4	8	.500	2	10	12	0.9	12	0	12	5	1	4	26	2.0

### 2014-15 Averages

Games played: 13

Minutes/game: 10.0

Points/game: 2.0

FG Pct: 33.3

3FG Pct: 26.7

FT Pct: 50.0

Rebounds/game: 0.9

Assists/game: 0.9

Turnovers/game: 0.4

Assist/turnover ratio: 2.4

Steals/game: 0.3

Blocks/game: 0.1

### Career Stats

Year	GP-GS	Min-Avg	FG-FGA	Pct	3FG-FGA	Pct	FT-FTA	Pct	Off-Def-Tot-Avg	PF-FO	Ast	TO	Blk	Stl	Pts	Avg
2013-14	33-0	283-8.6	9-31	.290	2-16	.125	5-13	.385	7-16-23-0.7	37-0	12	6	1	4	25	0.8
2014-15	13-7	130-10.0	9-27	.333	4-15	.267	4-8	.500	2-10-12-0.9	12-0	12	5	1	4	26	2.0
<b>TOTAL</b>	<b>46-7</b>	<b>413-9.0</b>	<b>18-58</b>	<b>.310</b>	<b>6-31</b>	<b>.194</b>	<b>9-21</b>	<b>.429</b>	<b>9-26-35-0.8</b>	<b>49-0</b>	<b>24</b>	<b>11</b>	<b>2</b>	<b>8</b>	<b>51</b>	<b>1.1</b>

## PLAYER BIOS



44

Dakari Johnson

C

7-0

255

Sophomore

Brooklyn, N.Y. (Montverde Acad.)

- Key to UK's double-overtime victory at Texas A&M with six of his eight points having come in overtime

- Has led UK in rebounding two of the last four games
- The only Wildcat to block a shot vs. Alabama
- Coach Calipari called him "the reason" UK defeated Alabama
- Posted 10 points in a win over Vanderbilt
- His season-high four blocks, tied the game high vs. UCLA

2014-15 Season Highs	Categories	Career Highs
13, vs. Montana State (11/23/14)	Pts	15, twice
13, vs. Grand Canyon (11/14/14)	Rebs.	13, vs. Grand Canyon (11/14/14)
5, vs. Kansas (11/18/14)	FG Made	7, twice
9, twice, last vs. Vandy (1/20/15)	FG Atts.	10, twice
-	3-FG Made	-
-	3-FG Atts.	-
12, vs. UTA (11/25/14)	FTs Made	12 vs. UTA (11/25/14)
14, vs. UTA (11/25/14)	FTs Atts.	14, vs. UTA (11/25/14)
6, vs. UCLA (12/20/14)	Assists	6, vs. UCLA (12/20/14)
3, vs. UNC (12/13/14)	Steals	3, vs. UNC (12/13/14)
4, twice, last vs. UCLA (12/20/14)	Blocks	4, twice, last vs. UCLA (12/20/14)
26, twice, last vs. USC (1/24/15)	Minutes	31, vs. Louisville (3/28/14)

### 2014-15 Game-by-Game

Opponent	Date	GS	Min	FG	FGA	Pct	3FG	3FGA	Pct	FT	FTA	Pct	Off	Def	Tot	Avg	PF	FO	A	TO	Blk	Stl	Pts	Avg
GRAND CANYON	11/14/14		18	4	9	.444	0	0	.000	2	4	.500	8	5	13	13.0	2	0	3	1	1	0	10	10.0
BUFFALO	11/16/14		26	3	6	.500	0	0	.000	3	6	.500	3	9	12	12.5	0	0	3	2	4	1	9	9.5
vs No. 5/5 Kansas	11/18/14		20	5	6	.833	0	0	.000	1	2	.500	2	1	3	9.3	3	0	1	0	0	0	11	10.0
BOSTON	11/21/14		17	4	6	.667	0	0	.000	3	8	.375	2	4	6	8.5	1	0	1	0	1	0	11	10.3
MONTANA STATE	11/23/14		17	5	6	.833	0	0	.000	3	5	.600	3	5	8	8.4	1	0	0	0	2	1	13	10.8
UT ARLINGTON	11/25/14		21	0	1	.000	0	0	.000	12	14	.857	3	3	6	8.0	2	0	0	3	2	1	12	11.0
RV/25 PROVIDENCE	11/30/14		18	2	4	.500	0	0	.000	2	4	.500	0	2	2	7.1	4	0	1	0	0	0	6	10.3
6/7 TEXAS	12/05/14		19	4	5	.800	0	0	.000	3	9	.333	4	2	6	7.0	4	0	2	2	0	1	11	10.4
EKU	12/07/14		15	3	4	.750	0	0	.000	1	2	.500	2	2	4	6.7	0	0	1	1	0	0	7	10.0
COLUMBIA	12/10/14		12	1	1	1.000	0	0	.000	2	5	.400	1	0	1	6.1	1	0	0	1	0	0	4	9.4
21/18 NORTH CAROLINA	12/13/14		21	1	3	.333	0	0	.000	5	6	.833	1	4	5	6.0	2	0	0	1	2	3	7	9.2
vs UCLA	12/20/14		20	2	5	.400	0	0	.000	1	2	.500	0	4	4	5.8	2	0	6	1	4	1	5	8.8
at 4/4 LOUISVILLE	12/27/14		11	1	2	.500	0	0	.000	0	0	.000	2	7	9	6.1	1	0	0	4	0	0	2	8.3
OLE MISS	01/06/15		17	3	5	.600	0	0	.000	2	3	.667	3	0	3	5.9	1	0	0	2	1	0	8	8.3
at Texas A&M	01/10/15		17	1	5	.200	0	0	.000	6	8	.750	1	8	9	6.1	1	0	0	1	1	0	8	8.3
MISSOURI	01/13/15		19	3	7	.429	0	0	.000	2	4	.500	3	4	7	6.1	1	0	0	2	0	0	8	8.3
at Alabama	01/17/15		23	4	7	.571	0	0	.000	3	4	.750	2	3	5	6.1	0	0	2	0	0	0	11	8.4
VANDERBILT	01/20/15		20	3	9	.333	0	0	.000	4	6	.667	3	1	4	5.9	0	0	1	1	1	1	10	8.5
at South Carolina	01/24/15		26	1	3	.333	0	0	.000	1	2	.500	1	5	6	5.9	1	0	0	1	1	1	3	8.2
at Mizzou	1/29/15		21	2	6	.333	0	0	.000	4	5	.800	3	4	7	6.0	1	0	0	1	0	0	8	8.2
ALABAMA	01/31/15		20	1	3	.333	0	0	.000	4	8	.500	0	1	1	5.8	4	0	2	1	1	1	6	8.1
GEORGIA	02/03/15		11	1	1	1.000	0	0	.000	1	2	.500	1	0	1	5.5	2	0	0	1	0	0	3	7.9
<b>Totals</b>		<b>0</b>	<b>409</b>	<b>54</b>	<b>104</b>	<b>.519</b>	<b>0</b>	<b>0</b>	<b>.000</b>	<b>65</b>	<b>109</b>	<b>.596</b>	<b>48</b>	<b>74</b>	<b>122</b>	<b>5.5</b>	<b>34</b>	<b>0</b>	<b>23</b>	<b>26</b>	<b>21</b>	<b>11</b>	<b>173</b>	<b>7.9</b>

### 2014-15 Averages

Games played: 22

Minutes/game: 18.6

Points/game: 7.9

FG Pct: 51.9

FT Pct: 59.6

Rebounds/game: 5.5

Assists/game: 1.0

Turnovers/game: 1.2

Assist/turnover ratio: 0.9

Steals/game: 0.5

Blocks/game: 1.0

### Career Stats

Year	GP-GS	Min-Avg	FG-FGA	Pct	3FG-FGA	Pct	FT-FTA	Pct	Off-Def-Tot-Avg	PF-FO	Ast	TO	Blk	Stl	Pts	Avg
2013-14	39-18	550-14.1	82-144	.569	0-0	.000	38-85	.447	79-75-154-3.9	79-1	11	25	23	9	202	5.2
2014-15	22-0	409-18.6	54-104	.519	0-0	.000	65-109	.596	48-74-122-5.5	34-0	23	26	21	11	173	7.9
<b>TOTAL</b>	<b>61-18</b>	<b>959-15.7</b>	<b>136-248</b>	<b>.548</b>	<b>0-0</b>	<b>.000</b>	<b>103-194</b>	<b>.531</b>	<b>127-149-276-4.5</b>	<b>113-1</b>	<b>34</b>	<b>51</b>	<b>44</b>	<b>20</b>	<b>375</b>	<b>6.1</b>

## PLAYER BIOS



21	Tod Lanter	6	6-2	190	Senior	Lexington, Ky. (Gulf Coast State CC)
----	------------	---	-----	-----	--------	--------------------------------------

- First playing time of season came in win over Kansas
- Had an assist in UK's exhibition win over Georgetown College
- Drained a 3-pointer in the Big Blue Bahamas exhibition tour
- Also hauled in three rebounds in the Bahamas
- Seen action in 10 career games
- Pulled down two boards in 2012-13

2014-15 Season Highs	Categories	Career Highs
-	Pts	-
-	Rebs	2, vs. Mississippi State (2/27/13)
-	FG Made	-
-	FG Atts.	1, three times
-	3-FG Made	-
-	3-FG Atts.	1, twice
-	FTs Made	-
-	FTs Atts.	-
-	Assists	-
-	Steals	-
-	Blocks	-
2, vs. Mizzou (1/13/15)	Minutes	3, vs. Mississippi State (2/27/13)

### 2014-15 Game-by-Game

Opponent	Date	GS	Min	FG	FGA	Pct	3FG	3FGA	Pct	FT	FTA	Pct	Off	Def	Tot	Avg	PF	FO	A	TO	Blk	Stl	Pts	Avg
GRAND CANYON	11/14/14		DNP																					
BUFFALO	11/16/14		DNP																					
vs 5/5 Kansas	11/18/14	1	0	0	.000	0	0	.000	0	0	.000	0	0	0	0.0	0	0	0	0	0	0	0	0	0.0
BOSTON	11/21/14		DNP																					
MONTANA STATE	11/23/14	0+	0	0	.000	0	0	.000	0	0	.000	0	0	0	0.0	0	0	0	0	0	0	0	0	0.0
UT ARLINGTON	11/25/14		DNP																					
PROVIDENCE	11/30/14		DNP																					
TEXAS	12/05/14		DNP																					
EKU	12/07/14		DNP																					
COLUMBIA	12/10/14		DNP																					
21/18 NORTH CAROLINA	12/13/14		DNP																					
vs. UCLA	12/20/14		DNP																					
at 4/4 Louisville	12/27/14		DNP																					
OLE MISS	01/06/15		DNP																					
at Texas A&M	01/10/15		DNP																					
MISSOURI	01/13/15	2	0	0	.000	0	0	.000	0	0	.000	0	0	0	0.0	0	0	0	0	0	0	0	0	0.0
at Alabama	01/17/15	1	0	0	.000	0	0	.000	0	0	.000	0	0	0	0.0	0	0	0	0	0	0	0	0	0.0
VANDERBILT	01/20/15		DNP																					
at South Carolina	01/24/15		DNP																					
at Mizzou	01/29/15		DNP																					
ALABAMA	01/31/15		DNP																					
GEORGIA	02/03/15		DNP																					
Totals		0	4	0	0	.000	0	0	.000	0	0	.000	0	0	0	0.0	0	0	0	0	0	0	0	0.0

### 2014-15 Averages

Games played: 4

Minutes/game: 1.0

### Career Stats

Year	GP-GS	Min-Avg	FG-FGA	Pct	3FG-FGA	Pct	FT-FTA	Pct	Off-Def-Tot-Avg	PF-FO	Ast	TO	Blk	Stl	Pts	Avg
2012-13	6-0	9-1.5	0-3	.000	0-2	.000	0-0	.000	1-1-2-0.3	1-0	0	2	0	0	0	0.0
2013-14	0-0	0-0.0	0-0	.000	0-0	.000	0-0	.000	0-0-0-0.0	0-0	0	0	0	0	0	0.0
2014-15	4-0	4-1.0	0-0	.000	0-0	.000	0-0	.000	0-0-0-0.0	0-0	0	0	0	0	0	0.0
<b>TOTAL</b>	<b>10-0</b>	<b>13-1.3</b>	<b>0-3</b>	<b>.000</b>	<b>0-2</b>	<b>.000</b>	<b>0-0</b>	<b>.000</b>	<b>1-1-2-0.2</b>	<b>1-0</b>	<b>0</b>	<b>2</b>	<b>0</b>	<b>0</b>	<b>0</b>	<b>0.0</b>



# PLAYER BIOS



00	Marcus Lee	F	6-9	220	Sophomore	Antioch, Calif. (Deer Valley)
----	------------	---	-----	-----	-----------	-------------------------------

- UK's leader in field-goal percentage shooting .617 on 29 of 47 this season
- Scored eight points and had a team-high five boards in a win over Aalabama
- Had seven points, six rebounds, two blocks and a steal in 12 minutes in a win over Vanderbilt
- Blocked a career-high tying four shots at South Carolina
- Had a season-best 10 points on 5-of-6 shooting vs. ECU

2014-15 Season Highs	Categories	Career Highs
10, vs. ECU (12/7/14)	Pts	17, vs. UNC Asheville (11/8/13)
7, vs. Kansas (11/18/14)	Rebs	8, vs. Michigan (3/30/14)
5, vs. ECU (12/7/14)	FG Made	7, vs. UNC Asheville (11/8/13)
6, vs. ECU (12/7/14)	FG Atts.	8, vs. UNC Asheville (11/8/13)
-	3-FG Made	-
-	3-FG Atts.	-
3, vs. UCLA (12/20/14)	FTs Atts.	3, twice, last vs. UCLA (12/20/14)
6, vs. UCLA (12/20/14)	Assists	7, vs. UNC Asheville (11/8/13)
2, vs. UNC (12/13/14)	Steals	2, vs. UNC (12/13/14)
1, twice, last vs. Vandy (1/20/15)	Blocks	1, twice, last vs. Vandy (1/20/15)
4, twice, last vs. USC (1/24/15)	Minutes	4, twice, last vs. USC (1/24/15)
18, twice, last vs. MSU (11/23/14)		18, twice, last vs. MSU (11/23/14)

## 2014-15 Game-by-Game

Opponent	Date	GS	Min	FG	FGA	Pct	3FG	3FGA	Pct	FT	FTA	Pct	Off	Def	Tot	Avg	PF	FO	A	TO	Blk	Stl	Pts	Avg
GRAND CANYON	11/14/14		14	2	5	.400	0	0	.000	0	0	.000	2	3	5	5.0	3	0	0	1	0	0	4	4.0
BUFFALO	11/16/14		18	1	5	.200	0	0	.000	0	0	.000	4	1	5	5.0	2	0	0	0	1	0	2	3.0
vs 5/5 Kansas	11/18/14		17	2	3	.667	0	0	.000	0	4	.000	3	4	7	5.7	3	0	1	0	4	0	4	3.3
BOSTON	11/21/14		13	1	1	1.000	0	0	.000	0	0	.000	0	2	2	4.8	3	0	0	1	0	0	2	3.0
MONTANA STATE	11/23/14		18	1	3	.333	0	0	.000	0	0	.000	3	2	5	4.8	1	0	1	1	1	0	2	2.8
UT ARLINGTON	11/25/14		12	0	0	.000	0	0	.000	0	2	.000	0	1	1	4.2	3	0	0	2	1	0	0	2.3
RV/25 PROVIDENCE	11/30/14		15	0	2	.000	0	0	.000	1	2	.500	2	1	3	4.0	3	0	0	0	2	0	1	2.1
6/7 TEXAS	12/05/14		4	0	0	.000	0	0	.000	0	0	.000	0	0	0	3.5	0	0	0	0	0	0	0	1.9
ECU	12/07/14		13	5	6	.833	0	0	.000	0	0	.000	1	2	3	3.4	2	0	0	2	1	0	10	2.8
COLUMBIA	12/10/14		15	1	1	1.000	0	0	.000	0	0	.000	3	0	3	3.4	0	0	0	1	0	1	2	2.7
21/18 NORTH CAROLINA	12/13/14		12	4	4	1.000	0	0	.000	0	1	.000	1	1	2	3.3	1	0	2	0	0	0	8	3.2
vs UCLA	12/20/14		17	1	1	1.000	0	0	.000	3	6	.500	2	4	6	3.5	2	0	0	1	0	0	5	3.3
at 4/4 LOUISVILLE	12/27/14		10	1	1	1.000	0	0	.000	0	0	.000	2	1	3	3.5	0	0	0	1	3	0	2	3.2
OLE MISS	01/06/15		1	0	0	.000	0	0	.000	0	0	.000	0	0	0	3.2	0	0	0	0	0	0	0	3.0
at Texas A&M	01/10/15		12	0	0	.000	0	0	.000	0	0	.000	1	1	2	3.1	2	0	0	0	0	0	0	2.8
MISSOURI	01/13/15		15	1	3	.333	0	0	.000	0	0	.000	4	2	6	3.3	0	0	0	0	0	0	2	2.8
at Alabama	01/17/15		12	1	2	.500	0	0	.000	0	0	.000	1	1	2	3.2	2	0	1	0	1	0	2	2.7
VANDERBILT	01/20/15		12	3	4	.750	0	0	.000	1	2	.500	3	3	6	3.4	1	0	1	0	1	0	2	2.7
at South Carolina	1/24/14		13	0	0	.000	0	0	.000	1	2	.500	0	2	2	3.3	3	0	0	1	4	0	1	2.8
at Mizzou	1/29/15		12	1	1	1.000	0	0	.000	0	0	.000	0	0	0	3.2	5	1	0	0	0	0	2	2.8
ALABAMA	01/31/15		17	4	5	.800	0	0	.000	0	0	.000	3	2	5	3.2	2	0	0	0	0	0	8	3.0
GEORGIA	02/03/15		7	0		.000	0		.000	1	2	.500	1	1	3.1	4	0	0	0	0	0	1	3.0	
Totals		0	279	29	47	.617	0	0	.000	7	21	.333	35	34	69	3.1	42	1	5	12	20	2	65	3.0

## 2014-15 Averages

Games played: 22  
 Minutes/game: 12.7  
 Points/game: 3.0  
 FG Pct: .617  
 FT Pct: .333

Rebounds/game: 3.1  
 Assists/game: 0.2  
 Turnovers/game: 0.5  
 Assist/turnover ratio: 0.4  
 Steals/game: 0.1  
 Blocks/game: 0.9

## Career Stats

Year	GP-GS	Min-Avg	FG-FGA	Pct	3FG-FGA	Pct	FT-FTA	Pct	Off-Def-Tot-Avg	PF-FO	Ast	TO	Blk	Stl	Pts	Avg
2013-14	25-4	157-6.3	26-42	.619	0-0	.000	7-16	.438	21-15-36-1.4	19-0	2	4	14	0	59	2.4
2014-15	22-0	279-12.7	29-47	.617	0-0	.000	7-21	.333	35-34-69-3.1	42-1	5	12	20	2	65	3.0
<b>TOTAL</b>	<b>47-4</b>	<b>436-9.3</b>	<b>55-89</b>	<b>.618</b>	<b>0-0</b>	<b>.000</b>	<b>14-37</b>	<b>.378</b>	<b>56-49-105-2.2</b>	<b>61-1</b>	<b>7</b>	<b>16</b>	<b>34</b>	<b>2</b>	<b>124</b>	<b>2.6</b>

## PLAYER BIOS



32	Brian Long	6	5-9	155	Senior	Dumont, N.J. (River Dell)
<ul style="list-style-type: none"> <li>Played a career-high five minutes and had a steal in the win over Montana State</li> <li>Saw his first action of the year in the win over Kansas</li> <li>Snatched an offensive rebound in UK's exhibition win over Georgetown College</li> <li>Has seen action in 19 games during his UK career</li> <li>Was a member of the 2011-12 national championship team</li> </ul>						
2014-15 Season Highs			Categories		Career Highs	
-			Pts		2, vs. Penn State (11/19/11)	
-			Rebs.		1, twice	
-			FG Made		-	
2, vs. Montana State (11/23/14)			FG Atts.		2, twice, last vs. MSU (11/23/14)	
-			3-FG Made		-	
-			3-FG Atts.		1, vs. Lafayette (11/16/12)	
-			FTs Made		2, vs. Penn State (11/19/11)	
-			FTs Atts.		4, vs. Penn State (11/19/11)	
-			Assists		-	
1, vs. Montana State (11/23/14)			Steals		1, twice, last vs. MSU (11/23/14)	
-			Blocks		-	
5, vs. Montana State (11/23/14)			Minutes		5, vs. Montana State (11/23/14)	

### 2014-15 Game-by-Game

Opponent	Date	GS	Min	FG	FGA	Pct	3FG	3FGA	Pct	FT	FTA	Pct	Off	Def	Tot	Avg	PF	FO	A	TO	Blk	Stl	Pts	Avg
GRAND CANYON	11/14/14		DNP																					
BUFFALO	11/16/14		DNP																					
vs Kansas	11/18/14	1		0	0	.000	0	0	.000	0	0	.000	0	0	0	0.0	0	0	0	0	0	0	0	0.0
BOSTON	11/21/14		DNP																					
MONTANA STATE	11/23/14	5		0	2	.000	0	2	.000	0	0	.000	0	0	0	0.0	0	0	0	0	0	1	0	0.0
UT ARLINGTON	11/25/14	1		0	0	.000	0	0	.000	0	0	.000	0	0	0	0.0	0	0	0	0	0	0	0	0.0
PROVIDENCE	11/30/14		DNP																					
TEXAS	12/05/14		DNP																					
EKU	12/07/14		DNP																					
COLUMBIA	12/10/14		DNP																					
21/18 NORTH CAROLINA	12/13/14		DNP																					
vs UCLA	12/20/14	1		0	0	.000	0	0	.000	0	0	.000	0	0	0	0.0	0	0	0	0	0	0	0	0.0
at 4/4 Louisville	12/27/14		DNP																					
OLE MISS	01/06/15		DNP																					
at Texas A&M	01/10/15		DNP																					
MISSOURI	01/13/15	2		0	0	.000	0	0	.000	0	0	.000	0	0	0	0.0	0	0	0	0	0	0	0	0.0
at Alabama	01/17/15	1		0	0	.000	0	0	.000	0	0	.000	0	0	0	0.0	0	0	0	0	0	0	0	0.0
VANDERBILT	01/20/15		DNP																					
at South Carolina	01/24/15		DNP																					
at Mizzou	01/29/15		DNP																					
ALABAMA	01/31/15		DNP																					
GEORGIA	02/03/15		DNP																					
<b>Totals</b>		<b>0</b>	<b>11</b>	<b>0</b>	<b>2</b>	<b>.000</b>	<b>0</b>	<b>2</b>	<b>.000</b>	<b>0</b>	<b>0</b>	<b>.000</b>	<b>0</b>	<b>0</b>	<b>0</b>	<b>0.0</b>	<b>0</b>	<b>0</b>	<b>0</b>	<b>0</b>	<b>0</b>	<b>1</b>	<b>0</b>	<b>0.0</b>

### 2014-15 Averages

Games played: 5

Minutes/game: 2.0

FG Pct: 0.0

3FG Pct: 0.0

Steals/game: 0.2

### Career Stats

Year	GP-GS	Min-Avg	FG-FGA	Pct	3FG-FGA	Pct	FT-FTA	Pct	Off-Def-Tot-Avg	PF-FO	Ast	TO	Blk	Stl	Pts	Avg
2011-12	12-0	17-1.4	0-1	.000	0-0	.000	2-4	.500	1-1-2-0.2	0-0	0	0	0	0	2	0.2
2012-13	3-0	6-2.0	0-3	.000	0-1	.000	0-0	.000	0-0-0-0.0	0-0	0	0	0	1	0	0.0
2013-14	1-0	1-1.0	0-0	.000	0-0	.000	0-0	.000	0-0-0-0.0	0-0	0	0	0	0	0	0.0
2014-15	6-0	11-1.8	0-2	.000	0-2	.000	0-0	.000	0-0-0-0.0	0-0	0	0	0	1	0	0.0
<b>TOTAL</b>	<b>22-0</b>	<b>35-1.6</b>	<b>0-6</b>	<b>.000</b>	<b>0-3</b>	<b>.000</b>	<b>2-4</b>	<b>.500</b>	<b>1-1-2-0.1</b>	<b>0-0</b>	<b>0</b>	<b>0</b>	<b>0</b>	<b>2</b>	<b>2</b>	<b>0.1</b>

## PLAYER BIOS



41

Trey Lyles

F

6-10

235

Freshman

Indianapolis (Arsenal Tech)

- Scored 10 points vs. Ole Miss, his fifth game in double figures and first since ECU (Dec. 7)
- Blocked a career-high three shots at Texas A&M
- Made two clutch free throws late vs. Texas A&M after struggling from the line late in games during that week
- Tied for game high with nine rebounds at U of L
- Posted his first career double-double vs. ECU
- Named SEC Freshman of the Week on Nov. 17

2014-15 Season Highs	Categories	Career Highs
14, vs. Grand Canyon (11/14/14)	Pts	14, vs. Grand Canyon (11/14/14)
10, twice, last vs. Columbia (11/10/14)	Rebs.	10, twice, last vs. Columbia (11/10/14)
6, vs. Grand Canyon (11/14/14)	FG Made	6, vs. Grand Canyon (11/14/14)
10, vs. Grand Canyon (11/14/14)	FG Atts.	10, vs. Grand Canyon (11/14/14)
1, four times, last at TAMU (1/10/15)	3-FG Made	1, four times, last at TAMU (1/10/15)
5, vs. Montana State (11/23/14)	3-FG Atts.	5, vs. Montana State (11/23/14)
6, vs. Montana State (11/23/14)	FTs Made	6, vs. Montana State (11/23/14)
6, twice, last vs. Ole Miss (1/6/15)	FTs Atts.	6, twice, last vs. Ole Miss (1/6/15)
4, twice, last vs. U of L (12/27/14)	Assists	4, twice, last vs. U of L (12/27/14)
1, eight times, last vs. USC (1/27/15)	Steals	1, eight times, last vs. USC (1/27/15)
3, at Texas A&M (1/10/15)	Blocks	3, at Texas A&M (1/10/15)
35, at Texas A&M (1/10/15)	Minutes	35, at Texas A&M (1/10/15)

### 2014-15 Game-by-Game

Opponent	Date	GS	Min	FG FGA Pct	3FG 3FGA Pct	FTFTA Pct	Off	Def	Tot	Avg	PF	FO	A	TO	Blk	Stl	Pts	Avg
GRAND CANYON	11/14/14		17	6 10 .600	1 4 .250	1 1 1.000	1	3	4	4.0	1	0	0	1	0	0	14	14.0
BUFFALO	11/16/14		20	4 5 .800	1 2 .500	3 4 .750	1	3	4	4.0	3	0	3	3	0	1	12	13.0
vs Kansas	11/18/14		19	1 5 .200	0 2 .000	2 2 1.000	1	3	4	4.0	1	0	0	0	0	1	4	10.0
BOSTON	11/21/14		13	4 6 .667	0 1 .000	0 0 .000	0	2	2	3.5	3	0	2	0	1	1	8	9.5
MONTANA STATE	11/23/14		17	1 9 .111	0 5 .000	6 6 1.000	1	5	6	4.0	0	0	4	0	1	0	8	9.2
UT ARLINGTON	11/25/14		21	4 6 .667	1 2 .500	1 3 .333	1	8	9	4.8	3	0	1	5	0	0	10	9.3
RV/25 PROVIDENCE	11/30/14		18	0 3 .000	0 0 .000	0 0 .000	2	3	5	4.9	1	0	1	1	0	1	0	8.0
6/7 TEXAS	12/05/14		13	2 2 1.000	0 0 .000	0 3 .000	3	2	5	4.9	4	0	0	1	0	0	4	7.5
ECU	12/07/14		22	4 8 .500	0 2 .000	2 2 1.000	1	9	10	5.4	1	0	1	2	0	1	10	7.8
COLUMBIA	12/10/14		30	3 8 .375	0 1 .000	1 2 .500	4	6	10	5.9	0	0	2	0	2	0	7	7.7
21/18 NORTH CAROLINA	12/13/14	*	23	4 6 .667	0 1 .000	1 2 .500	2	1	3	5.6	2	0	1	1	0	1	9	7.8
vs UCLA	12/20/14	*	21	3 6 .500	0 1 .000	3 4 .750	3	1	4	5.5	1	0	2	1	0	1	9	7.9
at 4/4 Louisville	12/27/14	*	30	3 6 .500	0 0 .000	0 0 .000	3	6	9	5.8	3	0	4	2	0	1	6	7.8
OLE MISS	01/06/15	*	28	3 8 .375	0 0 .000	4 6 .667	2	2	4	5.6	2	0	2	2	2	1	10	7.9
at Texas A&M	01/10/15	*	35	2 4 .500	1 2 .500	2 4 .500	3	3	6	5.7	2	0	2	1	3	0	7	7.9
MISSOURI	01/13/15		18	3 8 .375	0 1 .000	0 0 .000	2	3	5	5.6	0	0	0	0	0	1	6	7.8
at Alabama	01/17/15	*	26	3 5 .600	0 0 .000	2 2 1.000	1	4	5	5.6	1	0	0	0	0	0	8	7.8
VANDERBILT	01/20/15		20	2 5 .400	0 0 .000	1 4 .250	0	3	3	5.4	3	0	1	2	0	0	5	7.6
at South Carolina	1/24/15	*	22	2 3 .667	0 0 .000	3 4 .750	1	1	2	5.3	1	0	1	3	0	1	7	7.6
at Mizzou	1/29/15		21	1 5 .200	0 0 .000	3 4 .750	3	2	5	5.3	2	0	1	0	0	0	5	7.5
ALABAMA	01/31/15	DNP																
GEORGIA	02/03/15	DNP																
<b>Totals</b>		<b>7</b>	<b>434</b>	<b>55 118 .466</b>	<b>4 24 .167</b>	<b>35 53 .660</b>	<b>35</b>	<b>70</b>	<b>105 5.3</b>		<b>34</b>	<b>0</b>	<b>28</b>	<b>25</b>	<b>9</b>	<b>11</b>	<b>149</b>	<b>7.5</b>

### 2014-15 Averages

Games played: 20

Minutes/game: 21.7

Points/game: 7.5

FG Pct: 46.6

3FG Pct: 16.7

FT Pct: 66.0

Rebounds/game: 5.3

Assists/game: 1.4

Turnovers/game: 1.3

Assist/turnover ratio: 1.1

Steals/game: 0.6

Blocks/game: 0.5

### Career Stats

Year	GP-GS	Min-Avg	FG-FGA	Pct	3FG-FGA	Pct	FT-FTA	Pct	Off-Def-Tot-Avg	PF-FO	Ast	TO	Blk	Stl	Pts	Avg
2014-15	20-7	434-21.7	55-118	.466	4-24	.167	35-53	.660	35-70-105-5.3	34-0	28	25	9	11	149	7.5
<b>TOTAL</b>	<b>20-7</b>	<b>434-21.7</b>	<b>55-118</b>	<b>.466</b>	<b>4-24</b>	<b>.167</b>	<b>35-53</b>	<b>.660</b>	<b>35-70-105-5.3</b>	<b>34-0</b>	<b>28</b>	<b>25</b>	<b>9</b>	<b>11</b>	<b>149</b>	<b>7.5</b>



## PLAYER BIOS



13	Sam Malone	6	5-11	185	Senior	Scituate, Mass. (Scituate)
<ul style="list-style-type: none"> <li>Scored first point of season vs. Montana State</li> <li>Hauled in a rebound against No. 5 Kansas</li> <li>Had a bucket, a steal and an assist in a win over Georgetown College</li> <li>Earned the Elite 89 award at the Final Four for owning the event's highest GPA</li> <li>Has seen action in 14 career games</li> <li>One of six UK players to have won a high school state title</li> </ul>						
			<b>2014-15 Season Highs</b>		<b>Categories</b>	<b>Career Highs</b>
			1, vs. Montana State (11/23/14)		Pts.	4, vs. Marist (11/11/11)
			2, vs. Montana State (11/23/14)		Rebs.	2, twice, last vs. MSU (11/23/14)
			-		FG Made	2, vs. Marist (11/11/11)
			1, vs. Montana State (11/23/14)		FG Atts.	2, twice
			-		3-FG Made	-
			-		3-FG Atts.	-
			1, vs. Montana State (11/23/14)		FTs Made	1, vs. Montana State (11/23/14)
			2, vs. Montana State (11/23/14)		FTs Atts.	2, vs. Montana State (11/23/14)
			-		Assists	1, vs. St. John's (12/1/11)
			-		Steals	-
			-		Blocks	-
			3, vs. Montana State (11/23/14)		Minutes	4, vs. Penn State (11/19/11)

### 2014-15 Game-by-Game

Opponent	Date	GS	Min	FG	FGA	Pct	3FG	3FGA	Pct	FT	FTA	Pct	Off	Def	Tot	Avg	PF	FO	A	TO	Blk	Stl	Pts	Avg
GRAND CANYON	11/14/14		DNP																					
BUFFALO	11/16/14		DNP																					
vs 5/5 Kansas	11/18/14	1		0	0	.000	0	0	.000	0	0	.000	0	1	1	1.0	0	0	0	0	0	0	0	0.0
BOSTON	11/21/14		DNP																					
MONTANA STATE	11/23/14	3		0	1	.000	0	0	.000	1	2	.500	1	1	2	1.5	0	0	0	1	0	0	1	0.5
UT ARLINGTON	11/25/14		DNP																					
RV/25 PROVIDENCE	11/30/14		DNP																					
6/7 TEXAS	12/05/14		DNP																					
EKU	12/07/14		DNP																					
COLUMBIA	12/10/14		DNP																					
21/18 NORTH CAROLINA	12/13/14		DNP																					
vs. UCLA	12/20/14		DNP																					
at 4/4 Louisville	12/27/14		DNP																					
OLE MISS	01/06/15		DNP																					
at Texas A&M	01/10/15		DNP																					
MISSOURI	01/13/15	2	0	.000	0		0	.000	0	0	.000	0	0	0	1.0	0	0	0	0	0	0	0	0.3	
at Alabama	01/17/15	1	0	.000	0		0	.000	0	0	.000	0	0	0	0.8	0	0	0	0	0	0	0	0.3	
VANDERBILT	01/20/15		DNP																					
at South Carolina	01/24/15		DNP																					
at Mizzou	01/29/15		DNP																					
ALABAMA	01/31/15		DNP																					
GEORGIA	02/03/15		DNP																					
<b>Totals</b>		<b>0</b>	<b>7</b>	<b>0</b>	<b>1</b>	<b>.000</b>	<b>0</b>	<b>.000</b>	<b>1</b>	<b>2</b>	<b>.500</b>	<b>1</b>	<b>2</b>	<b>3</b>	<b>0.8</b>	<b>0</b>	<b>0</b>	<b>0</b>	<b>1</b>	<b>0</b>	<b>0</b>	<b>1</b>	<b>0.3</b>	

### 2014-15 Averages

Games played: 4

Minutes/game: 1.8

Points/game: 0.3

FG Pct: 0.0

FT Pct: 50.0

Rebounds/game: 0.8

Turnovers/game: 0.3

### Career Stats

Year	GP-GS	Min-Avg	FG-FGA	Pct	FG-FGA	Pct	FT-FTA	Pct	Off-Def-Tot-Avg	PF-FO	Ast	TO	Blk	Stl	Pts	Avg
2011-12	6-0	13-2.2	3-6	.500	0-0	.000	0-0	.000	0-2-2-0.3	0-0	1	4	0	0	6	1.0
2012-13	3-0	6-2.0	0-0	.000	0-0	.000	0-0	.000	1-2-3-1.0	0-0	0	2	0	0	0	0.0
2013-14	1-0	0-0.0	0-0	.000	0-0	.000	0-0	.000	0-0-0-0.0	0-0	0	0	0	0	0	0.0
2014-15	4-0	7-1.8	0-1	.000	0-0	.000	1-2	.500	1-2-3-0.8	0-0	0	1	0	0	1	0.3
<b>TOTAL</b>	<b>14-0</b>	<b>26-1.9</b>	<b>3-7</b>	<b>.429</b>	<b>0-0</b>	<b>.000</b>	<b>1-2</b>	<b>.500</b>	<b>2-6-8-0.6</b>	<b>0-0</b>	<b>1</b>	<b>7</b>	<b>0</b>	<b>0</b>	<b>7</b>	<b>0.5</b>

# PLAYER BIOS



22

Alex Poythress

F

6-8

235

Junior

Clarksville, Tenn. (Northwest)

- Out for the season with a torn ACL in left knee
- Had a career-high two steals vs. Providence
- Blocked a career-high four shots vs. UTA
- Averaged a team-high 11.8 points per game while adding 5.7 rebounds per game in the Bahamas
- Has registered two career double-doubles
- Has played in 81 games, with 39 career starts
- Twin sister, Alexis, is also a student at UK

2014-15 Season Highs	Categories	Career Highs
9, vs. Grand Canyon (11/14/14)	Pts	22, twice
6, vs. Grand Canyon (11/14/14)	Rebs	13, vs. UNC Asheville (11/8/13)
3, three times, last vs. UT (12/5/14)	FG Made	9, three times
7, three times, last vs. UTA (11/25/14)	FG Atts.	12, twice
-	3-FG Made	2, twice
3, vs. Kansas (11/18/14)	3-FG Atts.	3, twice, last (11/18/14)
4, vs. Kansas (11/18/14)	FTs Made	8, three times
4, three times, last (12/7/14)	FTs Atts.	10, twice
1, twice, last vs. PC (11/30/14)	Assists	3, twice
2, vs. Providence (11/30/14)	Steals	2, three times, last vs. PC (11/30/14)
4, vs. UTA (11/25/14)	Blocks	4, vs. UTA (11/25/14)
24, vs. Grand Canyon (11/14/14)	Minutes	40, vs. Missouri (2/23/13)

## 2014-15 Game-by-Game

Opponent	Date	GS	Min	FG	FGA	Pct	3FG	3FGA	Pct	FT	FTA	Pct	Off	Def	Tot	Avg	PF	FO	A	TO	Blk	Stl	Pts	Avg
GRAND CANYON	11/14/14	*	24	3	7	.429	0	1	.000	3	4	.750	4	2	6	6.0	1	0	1	3	2	0	9	9.0
BUFFALO	11/16/14	*	20	3	7	.429	0	2	.000	0	0	.000	1	0	1	3.5	1	0	0	2	0	1	6	7.5
vs 5/5 Kansas	11/18/14	*	19	0	5	.000	0	3	.000	4	4	1.000	1	2	3	3.3	2	0	0	0	2	1	4	6.3
BOSTON	11/21/14		DNP																					
MONTANA STATE	11/23/14		DNP																					
UT ARLINGTON	11/25/14	*	20	2	7	.286	0	1	.000	0	0	.000	3	6	9	4.8	2	0	0	2	4	0	4	5.8
RV/25 PROVIDENCE	11/30/14	*	22	3	5	.600	0	0	.000	0	0	.000	1	2	3	4.4	2	0	1	0	1	2	6	5.8
6/7 TEXAS	12/05/14	*	21	3	6	.500	0	0	.000	2	2	1.000	1	1	2	4.0	5	1	0	1	1	0	8	6.2
EKU	12/07/14	*	21	0	2	.000	0	0	.000	3	4	.750	0	4	4	4.0	2	0	0	0	2	0	3	5.7
COLUMBIA	12/10/14	*	15	2	3	.667	0	0	.000	0	0	.000	1	1	2	3.8	2	0	0	0	0	0	4	5.5
21/18 NORTH CAROLINA	11/13/14		DNP																					
vs. UCLA	12/20/14		DNP																					
at 4/4 Louisville	12/27/14		DNP																					
OLE MISS	01/06/15		DNP																					
at Texas A&M	01/10/15		DNP																					
MISSOURI	01/13/15		DNP																					
at Alabama	01/17/15		DNP																					
VANDERBILT	01/20/15		DNP																					
at South Carolina	01/24/15		DNP																					
at Mizzou	01/29/15		DNP																					
ALABAMA	01/31/15		DNP																					
GEORGIA	02/03/15		DNP																					
Totals		8	162	16	42	.381	0	7	.000	12	14	.857	12	18	30	3.8	17	1	2	8	12	4	44	5.5

## 2014-15 Averages

Games played: 8

Minutes/game: 20.3

Points/game: 5.5

FG Pct: 38.1

3FG Pct: 0.0

FT Pct: 85.7

Rebounds/game: 3.8

Assists/game: 0.3

Turnovers/game: 1.0

Assist/turnover ratio: 0.3

Steals/game: 0.5

Blocks/game: 1.5

## Career Stats

Year	GP-GS	Min-Avg	FG-FGA	Pct	3FG-FGA	Pct	FT-FTA	Pct	Off-Def-Tot-Avg	PF-FO	Ast	TO	Blk	Stl	Pts	Avg
2012-13	33-31	852-25.8	133-229	.581	14-33	.424	91-132	.689	62-137-199-6.0	88-6	22	66	14	9	371	11.2
2013-14	40-0	734-18.4	88-177	.497	8-33	.242	50-80	.625	72-109-181-4.5	85-2	17	38	29	12	234	5.9
2014-15	8-8	162-20.3	16-42	.381	0-7	.000	12-14	.857	12-18-30-3.8	17-1	2	8	12	4	44	5.5
<b>TOTAL</b>	<b>81-39</b>	<b>1748-21.6</b>	<b>237-448</b>	<b>.529</b>	<b>22-73</b>	<b>.301</b>	<b>153-226</b>	<b>.677</b>	<b>146-264-410-5.1</b>	<b>190-9</b>	<b>41</b>	<b>112</b>	<b>55</b>	<b>25</b>	<b>649</b>	<b>8.0</b>

## PLAYER BIOS



**12** Karl-Anthony Towns **F** **6-11** **255** Freshman Piscataway, N.J. (St. Joseph)

- UK's leading shot-blocker with 51 (2.3 per game)
- Recorded his third double-double of the year on Tuesday vs. Georgia
- SEC Freshman of the Week twice this season
- Swatted a career-high seven shots in the win over Vanderbilt
- Had a career-high 19 points, including going 8 of 9 from the field vs. EKU for his fourth straight game in double figures
- National Gatorade High School Player of the Year (2014)

2014-15 Season Highs	Categories	Career Highs
19, vs. EKU (12/7/14)	Pts	19, vs. EKU (12/7/14)
13, vs. Georgia (2/3/15)	Rebs	13, vs. Georgia (2/3/15)
8, vs. EKU (12/7/14)	FG Made	8, vs. EKU (12/7/14)
11, vs. Georgia (2/3/15)	FG Atts.	11, vs. Georgia (2/3/15)
1, twice, last vs. Ole Miss (1/6/15)	3-FG Made	1, twice, last vs. Ole Miss (1/6/15)
1, seven times, last vs. Mizzou (1/3/15)	3-FG Atts.	1, 7 times, last vs. Mizzou (1/3/15)
6, vs. Texas (12/5/14)	FTs Made	6, vs. Texas (12/5/14)
7, twice, last vs. Ole Miss (1/6/15)	FTs Atts.	7, twice, last vs. Ole Miss (1/6/15)
4, vs. UTA (11/25/14)	Assists	4, vs. UTA (11/25/14)
1, nine times, last vs. Bama (1/31/15)	Steals	1, nine times, last vs. Bama (1/31/15)
7 vs. Vandy (1/20/15)	Blocks	7 vs. Vandy (1/20/15)
31, vs. Georgia (2/3/15)	Min.	31, vs. Georgia (2/3/15)

### 2014-15 Game-by-Game

Opponent	Date	GS	Min	FG	FGA	Pct	3FG	3FGA	Pct	FT	FTA	Pct	Off	Def	Tot	Avg	PF	FO	A	TO	Blk	Stl	Pts	Avg	
GRAND CANYON	11/14/14	*	22	3	7	.429	0	1	.000	2	2	1.000	3	5	8	8.0	3	0	2	2	3	0	8	8.0	
BUFFALO	11/16/14	*	10	1	6	.167	0	1	.000	1	2	.500	2	3	5	6.5	5	1	0	1	0	0	3	5.5	
vs 5/5 Kansas	11/18/14	*	18	4	8	.500	0	0	.000	1	2	.500	1	7	8	7.0	3	0	3	0	4	0	9	6.7	
BOSTON	11/21/14	*	23	1	4	.250	0	0	.000	2	2	1.000	1	3	4	6.3	2	0	1	4	5	1	4	6.0	
MONTANA STATE	11/23/14	*	20	4	6	.667	0	1	.000	0	0	.000	3	7	10	7.0	1	0	1	2	6	0	8	6.4	
UT ARLINGTON	11/25/14	*	17	5	5	1.000	0	0	.000	3	5	.600	5	6	11	7.7	0	0	4	0	3	1	13	7.5	
RV/25 PROVIDENCE	11/30/14	*	20	4	7	.571	0	0	.000	3	7	.429	2	4	6	7.4	4	0	0	2	0	0	11	8.0	
6/7 TEXAS	12/05/14	*	16	2	5	.400	0	0	.000	6	6	1.000	1	2	3	6.9	3	0	0	0	0	1	10	8.3	
EKU	12/07/14	*	23	8	9	.889	1	1	1.000	2	2	1.000	2	7	9	7.1	1	0	2	2	4	1	19	9.4	
COLUMBIA	12/10/14	*	19	3	8	.375	0	1	.000	0	0	.000	0	3	3	6.7	1	0	1	0	3	1	6	9.1	
21/18 NORTH CAROLINA	12/13/14	*	19	0	0	.000	0	0	.000	2	2	1.000	1	1	2	6.3	1	0	0	0	1	0	2	8.5	
vs UCLA	12/20/14	*	20	2	5	.400	0	0	.000	0	0	.000	3	7	10	6.6	3	0	0	2	2	0	4	8.1	
at 4/4 Louisville	12/27/14	*	26	3	7	.429	0	0	.000	4	5	.800	5	4	9	6.8	2	0	0	4	0	0	10	8.2	
OLE MISS	01/06/15	*	24	3	6	.500	1	1	1.000	4	7	.571	3	1	4	6.6	2	0	0	0	0	0	11	8.4	
at Texas A&M	01/10/15	*	27	2	5	.400	0	0	.000	5	6	.833	4	5	9	6.7	5	1	1	5	3	0	9	8.5	
MISSOURI	01/13/15	*	19	3	5	.600	0	1	.000	6	7	.857	3	7	10	6.9	3	0	1	1	5	1	12	8.7	
at Alabama	01/17/15	*	14	2	6	.333	0	0	.000	2	2	1.000	2	1	3	6.7	4	0	2	0	0	0	6	8.5	
VANDERBILT	01/20/15	*	18	1	4	.250	0	0	.000	2	2	1.000	2	2	4	6.6	4	0	0	1	7	1	4	8.3	
at South Carolina	1/24/14	*	12	2	3	.667	0	0	.000	0	2	.000	0	1	1	6.3	2	0	0	0	2	0	4	8.1	
at Mizzou	1/29/15	*	19	3	8	.375	0	0	.000	1	2	.500	1	1	2	6.1	5	1	0	1	1	1	7	8.0	
ALABAMA	01/31/15	*	15	4	4	1.000	0	0	.000	4	4	1.000	0	1	1	5.8	5	1	1	0	0	1	12	8.2	
GEORGIA	02/03/15	*	31	6	11	.545	0	0	.000	3	3	1.000	1	12	13	6.1	3	0	3	1	2	0	15	8.5	
Totals			22	432	66	129	.512	2	7	.286	53	70	.757	45	90	135	6.1	62	4	22	28	51	9	187	8.5

### 2014-15 Averages

Games played: 22  
 Minutes/game: 19.6  
 Points/game: 8.5  
 FG Pct: 51.2  
 3FG Pct: 28.6  
 FT Pct: 75.7

Rebounds/game: 6.1  
 Assists/game: 1.0  
 Turnovers/game: 1.3  
 Assist/turnover ratio: 0.8  
 Steals/game: 0.4  
 Blocks/game: 2.3

### Career Stats

Year	GP-GS	Min-Avg	FG-FGA	Pct	3FG-FGA	Pct	FT-FTA	Pct	Off-Def-Tot-Avg	PF-FO	Ast	TO	Blk	Stl	Pts	Avg
2014-15	22-22	432-19.6	66-129	.512	2-7	.286	53-70	.757	45-90-135-6.1	62-4	22	28	51	9	187	8.5
<b>TOTAL</b>	<b>22-22</b>	<b>432-19.6</b>	<b>66-129</b>	<b>.512</b>	<b>2-7</b>	<b>.286</b>	<b>53-70</b>	<b>.757</b>	<b>45-90-135-6.1</b>	<b>62-4</b>	<b>22</b>	<b>28</b>	<b>51</b>	<b>9</b>	<b>187</b>	<b>8.5</b>



# PLAYER BIOS



3

Tyler Ullis

6

5-9

155

Freshman

Lima, Ohio (Marian Catholic)

- Has a 72-20 assist-turnover ratio in 2014-15
- SEC Freshman of the Week on Dec. 29
- Is developing into a solid 3-point shooter as he made three 3s at Alabama and made a huge 3 in the second overtime at Texas A&M
- Led UK with a career-high 14 points while never turning the ball over in the win at No. 4 U of L
- Dished eight assists vs. UNC, most by a Wildcat this season

2014-15 Season Highs	Categories	Career Highs
14, vs. Louisville (12/27/14)	Pts	14, vs. Louisville (12/27/14)
7, vs. UCLA (11/20/14)	Rebs	7, vs. UCLA (11/20/14)
5, vs. Louisville (12/27/14)	FG Made	5, vs. Louisville (12/27/14)
8, vs. Louisville (12/27/14)	FG Atts.	8, vs. Louisville (12/27/14)
4, vs. Buffalo (11/16/14)	3-FG Made	4, vs. Buffalo (11/16/14)
5, vs. Buffalo (11/16/14)	3-FG Atts.	5, vs. Buffalo (11/16/14)
4 at USC (1/24/15)	FTs Made	4 at USC (1/24/15)
4 at USC (1/24/15)	FTs Atts.	4 at USC (1/24/15)
8, vs. UNC (12/13/14)	Assists	8, vs. UNC (12/13/14)
3, vs. Providence (11/30/14)	Steals	3, vs. Providence (11/30/14))
1, vs. Providence (11/30/14)	Blocks	1, vs. Providence (11/30/14)
28, three times, last vs. UGA (2/3/15)	Min.	28, three times, last vs. UGA (2/3/15)

## 2014-15 Game-by-Game

Opponent	Date	GS	Min	FG	FGA	Pct	3FG	3FGA	Pct	FT	FTA	Pct	Off	Def	Tot	Avg	PF	FO	A	TO	Blk	Stl	Pts	Avg
GRAND CANYON	11/14/14		16	2	3	.667	1	2	.500	0	0	.000	0	1	1	1.0	2	0	2	2	0	1	5	5.0
BUFFALO	11/16/14		22	4	5	.800	4	5	.800	0	0	.000	1	0	1	1.0	2	0	6	0	0	1	12	8.5
vs 5/5 Kansas	11/18/14		17	1	2	.500	0	1	.000	2	2	1.000	0	2	2	1.3	0	0	0	2	0	1	4	7.0
BOSTON	11/21/14		20	1	3	.333	1	3	.333	0	0	.000	1	3	4	2.0	1	0	2	3	0	2	3	6.0
MONTANA STATE	11/23/14		16	3	3	1.000	2	2	1.000	0	0	.000	0	2	2	2.0	2	0	5	1	0	2	8	6.4
UT ARLINGTON	11/25/14		20	0	2	.000	0	1	.000	0	0	.000	0	0	0	1.7	0	0	5	1	0	1	0	5.3
RV/25 PROVIDENCE	11/30/14		20	3	6	.500	0	0	.000	0	0	.000	3	0	3	1.9	0	0	1	0	1	3	6	5.4
6/7 TEXAS	12/05/14		20	1	5	.200	0	1	.000	0	0	.000	0	1	1	1.8	1	0	4	0	0	2	2	5.0
EKU	12/07/14		DNP																					
COLUMBIA	12/10/14		DNP																					
21/18 NORTH CAROLINA	12/13/14		24	1	5	.200	1	3	.333	0	0	.000	1	1	2	1.8	3	0	8	3	0	0	3	4.8
vs UCLA	12/20/14		18	3	5	.600	1	1	1.000	0	0	.000	3	4	7	2.3	1	0	6	1	0	0	7	5.0
at 4/4 Louisville	12/27/14		26	5	8	.625	2	4	.500	2	3	.667	0	1	1	2.2	1	0	2	0	0	0	14	5.8
OLE MISS	01/06/15		23	1	5	.200	0	4	.000	0	0	.000	0	1	1	2.1	3	0	7	0	0	0	2	5.5
at Texas A&M	01/10/15		28	1	5	.200	1	2	.500	0	0	.000	0	1	1	2.0	2	0	3	0	0	1	3	5.3
MISSOURI	01/13/15		18	2	5	.400	1	2	.500	0	0	.000	0	2	2	2.0	0	0	3	1	0	1	5	5.3
at Alabama	01/17/15		21	3	5	.600	3	4	.750	2	2	1.000	0	0	0	1.9	2	0	2	1	0	1	11	5.7
VANDERBILT	01/20/15		23	1	3	.333	1	1	1.000	2	3	.667	0	0	0	1.8	1	0	1	1	0	0	5	5.6
at South Carolina	1/24/14		20	1	4	.250	0	1	.000	4	4	1.000	0	3	3	1.8	1	0	6	1	0	1	6	5.6
at Mizzou	1/29/15		20	2	4	.500	0	1	.000	2	2	1.000	0	2	2	1.8	1	0	2	2	0	0	6	5.7
ALABAMA	01/31/15		28	2	4	.500	1	2	.500	1	2	.500	0	1	1	1.8	2	0	4	1	0	0	6	5.7
GEORGIA	02/03/15		28	2	4	.500	2	4	.500	2	2	1.000	0	0	0	1.7	1	0	3	0	0	2	8	5.8
<b>Totals</b>		<b>0</b>	<b>428</b>	<b>39</b>	<b>86</b>	<b>.453</b>	<b>21</b>	<b>44</b>	<b>.477</b>	<b>17</b>	<b>20</b>	<b>.850</b>	<b>9</b>	<b>25</b>	<b>34</b>	<b>1.7</b>	<b>26</b>	<b>0</b>	<b>72</b>	<b>20</b>	<b>1</b>	<b>19</b>	<b>116</b>	<b>5.8</b>

## 2014-15 Averages

Games played: 20

Minutes/game: 21.4

Points/game: 5.8

FG Pct: 45.3

3FG Pct: 47.7

FT Pct: 85.0

Rebounds/game: 1.7

Assists/game: 3.6

Turnovers/game: 1.0

Assist/turnover ratio: 3.6

Steals/game: 1.0

Blocks/game: 0.1

## Career Stats

Year	GP-GS	Min-Avg	FG-FGA	Pct	3FG-FGA	Pct	FT-FTA	Pct	Off-Def-Tot-Avg	PF-FO	Ast	TO	Blk	Stl	Pts	Avg
2014-15	20-0	428-21.4	39-86	.453	21-44	.477	17-20	.850	9-25-34-1.7	26-0	72	20	1	19	116	5.8
<b>TOTAL</b>	<b>20-0</b>	<b>428-21.4</b>	<b>39-86</b>	<b>.453</b>	<b>21-44</b>	<b>.477</b>	<b>17-20</b>	<b>.850</b>	<b>9-25-34-1.7</b>	<b>26-0</b>	<b>72</b>	<b>20</b>	<b>1</b>	<b>19</b>	<b>116</b>	<b>5.8</b>

## PLAYER BIOS



**35** **Derek Willis** **F** **6-9** **220** **Sophomore** **Mt. Washington, Ky (Bullitt East)**

- Has made a career-high five 3-pointers this season
- Made big shots vs. Columbia, including the go-ahead free throw with 13:18 left, after which UK never trailed
- Recorded career highs in rebounds (five) and minutes (12) in a win over Montana State
- Sunk his only 3-point attempt and two free throws vs. No. 5 KU
- Scored a career-high six points in wins over Robert Morris and Northern Kentucky as a freshman

2014-15 Season Highs	Categories	Career Highs
5, twice, last vs. Columbia (12/10/14)	Pts	6, twice
5, vs. Montana State (11/23/14)	Rebs	5, vs. Montana State (11/23/14)
1, seven times, last vs. Mizzou (1/13/15)	FG Made	1, 10 times, last vs. Mizzou (1/13/15)
4, twice, last vs. UCLA (12/20/14)	FG Atts.	4, twice, last vs. UCLA (12/20/14)
1, five times, last vs. Mizzou (1/13/15)	3-FG Made	1, six times, last vs. Mizzou (1/13/15)
4, twice, last vs. UCLA (12/20/14)	3-FG Atts.	4, twice, last vs. UCLA (12/20/14)
2, three times, last vs. CU (12/10/14)	FTs Made	4, vs. Robert Morris (11/17/13)
2, three times, last vs. CU (12/10/14)	FTs Atts.	6, vs. UNC Asheville (11/8/13)
1, twice, last vs. EKU (12/7/14)	Assists	1, twice, last vs. EKU (12/7/14)
1, twice, last vs. Bama (1/17/15)	Steals	1, twice, last vs. Bama (1/17/15)
1, twice, last vs. UCLA (12/20/14)	Blocks	1, twice, last vs. UCLA (12/20/14)
12, vs. Montana State (11/23/14)	Minutes	12, vs. Montana State (11/23/14)

### 2014-15 Game-by-Game

Opponent	Date	GS	Min	FG	FGA	Pct	3FG	3FGA	Pct	FT	FTA	Pct	Off	Def	Tot	Avg	PF	FO	A	TO	Blk	Stl	Pts	Avg
GRAND CANYON	11/14/14		DNP																					
BUFFALO	11/16/14		DNP																					
vs 5/5 Kansas	11/18/14	4	1	1	1.000	1	1	1.000	2	2	1.000	0	0	0	0.0	0	0	0	1	0	1	5	5.0	
BOSTON	11/21/14	4	0	1	.000	0	1	.000	0	0	.000	0	0	0	0.0	0	0	0	0	0	0	0	0	2.5
MONTANA STATE	11/23/14	12	1	2	.500	0	1	.000	0	0	.000	1	4	5	1.7	0	0	0	1	0	0	2	2.3	
UT ARLINGTON	11/25/14	10	1	1	1.000	0	0	.000	2	2	1.000	1	0	1	1.5	1	0	1	1	0	0	4	2.8	
RV/25 PROVIDENCE	11/30/14		DNP																					
6/7 TEXAS	12/5/14		DNP																					
EKU	12/07/14	2	1	1	1.000	1	1	1.000	0	0	.000	0	0	0	1.2	0	0	1	0	0	0	3	2.8	
COLUMBIA	12/10/14	9	1	1	.250	1	4	.250	2	2	1.000	1	0	1	1.2	0	0	0	0	0	0	5	3.2	
21/18 NORTH CAROLINA	12/13/14		DNP																					
vs UCLA	12/20/14	11	1	4	.250	1	4	.250	0	0	.000	0	2	2	1.3	0	0	0	0	3	0	3	3.1	
at 4/4 Louisville	12/27/14		DNP																					
OLE MISS	01/06/15		DNP																					
at Texas A&M	01/10/15		DNP																					
MISSOURI	01/13/15	2	1	1	1.000	1	1	1.000	0	0	.000	0	1	1	1.3	0	0	0	0	0	0	3	3.1	
at Alabama	01/17/15	5	0	2	.000	0	1	.000	0	0	.000	1	0	1	1.2	2	0	0	2	0	1	0	2.8	
VANDERBILT	01/20/15		DNP																					
at South Carolina	01/24/15		DNP																					
at Mizzou	1/29/15	2	0	0	.000	0	0	.000	0	0	.000	1	0	1	1.2	0	0	1	0	0	0	2.5		
ALABAMA	01/31/15		DNP																					
GEORGIA	02/03/15		DNP																					
Totals		0	61	7	17	.412	5	14	.357	6	6	1.000	5	7	12	1.2	3	0	2	6	3	2	25	2.5

### 2014-15 Averages

Games played: 10

Minutes/game: 6.1

Points/game: 2.5

FG Pct: 41.2

3FG Pct: 35.7

FT Pct: 100.0

Rebounds/game: 1.2

Assists/game: 0.2

Turnovers/game: 0.6

Assist/turnover ratio: 0.3

Steals/game: 0.2

Blocks/game: 0.3

### Career Stats

Year	GP-GS	Min-Avg	FG-FGA	Pct	3FG-3FGA	Pct	FT-FTA	Pct	Off-Def-Tot-Avg	PF-FO	Ast	TO	Blk	Stl	Pts	Avg
2013-14	14-0	39-2.8	3-9	.333	1-6	.167	9-12	.750	1-7-8-0.6	0-0	0	4	0	1	16	1.1
2014-15	10-0	61-6.1	7-17	.412	5-14	.357	6-6	1.000	5-7-12-1.2	3-0	2	6	3	2	25	2.5
<b>TOTAL</b>	<b>24-0</b>	<b>100-4.2</b>	<b>10-26</b>	<b>.385</b>	<b>6-20</b>	<b>.300</b>	<b>15-18</b>	<b>.833</b>	<b>6-14-20-0.8</b>	<b>3-0</b>	<b>2</b>	<b>10</b>	<b>3</b>	<b>3</b>	<b>41</b>	<b>1.7</b>



# THE LAST TIME...

## INDIVIDUALS

**Scored 25 Points** - Aaron Harrison (26) vs. Ole Miss, 1/6/15

**Scored 30 Points** - Brandon Knight (30) vs. WVU, 3/19/11

**Scored 35 Points** - Terrence Jones (35) vs. Auburn, 1/11/11

**Scored 40 Points** - Jodie Meeks (45) at Arkansas, 2/14/09

**Scored 45 Points** - Jodie Meeks (45) at Arkansas, 2/14/09

**Scored 50 Points** - Jodie Meeks (54) at Tennessee, 1/13/09

**Two Players Had 20 Points** - Aaron Harrison (21)/James Young (20), vs. LSU, 2/22/14

**Three Players Had 20 Points** - DeMarcus Cousins (27)/John Wall (21)/Patrick Patterson (20) vs. Sam Houston State, 11/19/09

**Two Players Had 30 Points** - Patrick Patterson (33) and Jodie Meeks (32) vs. Tennessee State, 12/22/08

**Scored 20 Points in Two Straight Games** - James Young (2) 1/28/14-2/1/14

**Scored 20 Points in Three Straight Games** - Julius Randle (3) 11/08/13 - 11/12/13

**Scored 20 Points in Four Straight Games** - Alex Poythress (4) 11/13/12 - 11/23/12

**Scored 20 points in Five Straight Games** - Jodie Meeks (9) 12/29/08 - 1/31/09

**Scored 20 points in Six Straight games** - Jodie Meeks (9) 12/29/08 - 1/31/09

**Scored 20 points in Seven Straight games** - Jodie Meeks (9) 12/29/08 - 1/31/09

**Scored 20 points in Eight Straight games** - Jodie Meeks (9) 12/29/08 - 1/31/09

**Scored 20 points in Nine Straight games** - Jodie Meeks (9) 12/29/08 - 1/31/09

**Scored 20 points in 10 Straight games** - Kevin Grevey (12) 12/20/74 - 1/27/75

**Scored 20 points in 12 Straight games** - Kevin Grevey (12) 12/20/74 - 1/27/75

**Scored 25 Points in Three Straight Games** - Tayshaun Prince (3) 3/11/-01-3/17/01

**Scored 30 Points in Two Straight Games** - Jodie Meeks vs. Appalachian State (46) 12/20/08; vs. Tennessee State (32) 12/22/08

**Scored 30 Points in Three Straight Games** - Dan Issel (6) 2/14/70-3/2/70

**Scored in double figures in 10 straight Games** - Julius Randle (13) 11/8/13-12/28/13

**Scored in double figures in 15 straight Games** - Brandon Knight (28) 11/30/10 - 3/13/11

**Scored in double figures in 20 straight Games** - Brandon Knight (28) 11/30/10 - 3/13/11

**Scored in double figures in 25 straight Games** - Brandon Knight (28) 11/30/10 - 3/13/11

**Scored in double figures in 30 straight Games** - Jodie Meeks (32) 11/14/08 - 3/12/09

**Five Players Scored in Double Figures** - Aaron Harrison (26), Devin Booker (13), Andrew Harrison (12), Karl-Anthony Towns (11), Trey Lyles (10), vs. Ole Miss, 1/6/15

**Six Players Scored in Double Figures** - Devin Booker (19), Karl-Anthony Towns (13), Dakari Johnson (12), Aaron Harrison (11), Andrew Harrison (11), Trey Lyles (10) vs. UT Arlington, 11/25/14

**Seven Players Scored in Double Figures** - Randolph Morris (17), Kelenna Azubuike (15), Patrick Sparks (14), Chuck Hayes (12), Rajon Rondo (11), Ravi Moss (10) and Ramel Bradley (10) vs. Mississippi State 2/19/05

**Four Players with 15 or more points** - Julius Mays (24), Alex Poythress (21), Archie Goodwin (18), Ryan Harrow (15) vs. Missouri, 2/23/13

**Double-Double** - Karl-Anthony Towns (15 points, 13 rebounds) vs. Georgia, 2/3/15

**Triple-Double** - Chris Mills (19 points, 10 rebounds, 10 assists) vs. Austin Peay, 12/27/88

**20-10 Game** - Willie Cauley-Stein (21 points, 12 rebounds) vs. Texas, 12/5/14

**20-15 Game** - Julius Randle (23 points, 15 rebounds) vs. UNC Asheville, 11/8/13

**30-10 Game** - Tayshaun Prince (33 points, 11 rebounds) vs. Tennessee State, 12/22/98

**Back-to-back 20-10 Games** - Julius Randle (2) 11/8/13-11/10/13

**Three-Straight 20-10 Games** - Julius Randle (3) 11/8/13-11/12/13

**Double-Double in Points and Rebs** - Karl-Anthony Towns (15 points, 13 rebounds) vs. Georgia, 2/3/15

**Double-Double in Points and Assists** - Marquis Teague (12 points, 10 assists) vs. Florida, 2/7/12

**Double-Double in Points and Blocks** - Never

**Double-Double in Points and Steals** - Never

**Double-double in two consecutive games** - Julius Randle (19p, 15r) vs. Kansas State, 3/21/14; (13 p, 10 r), vs. Wichita State, 3/23/14; (15 p, 12 r), vs. Louisville, 3/28/14; (16 p, 11 r), vs. Michigan, 3/30/14

**Double-double in three consecutive games** - Julius Randle (19p, 15r) vs. Kansas State, 3/21/14; (13 p, 10 r), vs. Wichita State, 3/23/14; (15 p, 12 r), vs. Louisville, 3/28/14; (16 p, 11 r), vs. Michigan, 3/30/14

**Double-double in four consecutive games** - Julius Randle (19p, 15r) vs. Kansas State, 3/21/14; (13 p, 10 r), vs. Wichita State, 3/23/14; (15 p, 12 r), vs. Louisville, 3/28/14; (16 p, 11 r), vs. Michigan, 3/30/14

**Double-double in five consecutive games** - Julius Randle (14p, 10r) at Arkansas, (2/27/14); (10p, 15r) at South Carolina (3/1/14); (12 p, 11 r) vs. Alabama, (3/4/14); (16 p, 10 r) at Florida, (3/8/14); (17 p, 16 r) vs. LSU, (3/14/14); (12 p, 11 r) vs. Georgia, (3/15/14)

**Double-double in six consecutive games** - Julius Randle (14p, 10r) at Arkansas, (2/27/14); (10p, 15r) at South Carolina (3/1/14); (12 p, 11 r) vs. Alabama, (3/4/14); (16 p, 10 r) at Florida, (3/8/14); (17 p, 16 r) vs. LSU, (3/14/14); (12 p, 11 r) vs. Georgia, (3/15/14)

**Double-double in seven consecutive games** - Julius Randle (7) 11/18/13-11/27/13

**Double-double in 10 consecutive games** - Jim Andrews, 1972-73 season

**Two players record double-doubles**- Willie Cauley-Stein (16 points, 13 rebounds), Julius Randle (14 points, 10 rebounds) vs. Arkansas, 2/27/14

**Three players record double-doubles**- DeMarcus Cousins (19 pts, 14 rebs)/Patrick Patterson (19 pts, 10 rebs)/John Wall (18 pts, 10 rebs) at Mississippi State, 2/16/10

**Four players record double-doubles**- Jack Givens (30 pts, 13 rebs)/Kyle Macy (16 pts, 10 assts)/Mike Phillips (22 pts, 18 rebs)/Rick Robey (23 pts, 13 rebs) vs. Southern Methodist, 11/26/77

**Five players record double-doubles**- Never

**Made 12 FG in a game** - Terrence Jones (12) vs. OU, 11/22/10

**Made 15 FG in a game** - Jodie Meeks (17) at ARK., 2/14/09

**Made 16 FG in a game** - Jodie Meeks (17) at ARK, 2/14/09

**Made 17 FG in a game** - Jodie Meeks (17) at ARK, 2/14/09

**Made 18 FG in a game** - Melvin Turpin (18) vs. UGA, 3/8/84

**Made 19 FG in a game** - Dan Issel (19) vs. Alabama 2/23/70

**Made 20 FG in a game** - Dan Issel (23) vs. Ole Miss 2/7/70

**Made 21 FG in a game** - Dan Issel (23) vs. Ole Miss 2/7/70

**Made 22 FG in a game** - Dan Issel (23) vs. Ole Miss 2/7/70  
**Made 23 FG in a game** - Dan Issel (23) vs. Ole Miss 2/7/70

**Attempted 17 FG in a game** - Aaron Harrison (20) at Texas A&M (1/10/15)  
**Attempted 18 FG in a game** - Aaron Harrison (20) at Texas A&M (1/10/15)  
**Attempted 19 FG in a game** - Aaron Harrison (20) at Texas A&M (1/10/15)  
**Attempted 20 FG in a game** - Aaron Harrison (20) at Texas A&M (1/10/15)  
**Attempted 25 FG in a game** - Jodie Meeks (27) vs. VMI, 11/14/08

**Made 5 3-pointers in a game** - Aaron Harrison (5) vs. Missouri (1/13/15)  
**Made 6 3-pointers in a game** - Kyle Wiltjer (7) vs. Lipscomb, 12/15/12  
**Made 7 3-pointers in a game** - Kyle Wiltjer (7) vs. Lipscomb, 12/15/12  
**Made 8 3-pointers in a game** - Eric Bledsoe (8) vs. East Tennessee State (NCAA Tournament), 3/18/10  
**Made 9 3-pointers in a game** - Jodie Meeks (10) at Tennessee, 1/13/09  
**Made 10 3-pointers in a game** - Jodie Meeks (10) at Tennessee, 1/13/09  
**Made 11 3-pointers in a game** - Never

**Attempted 10 3-pointers in a game** - Aaron Harrison (13) at Texas A&M (1/10/15)  
**Attempted 15 3-pointers in a game** - Jodie Meeks (15) at Tennessee, 1/13/09  
**Attempted 16 3-pointers in a game** - Derrick Miller (16) vs. LSU 2/15/90  
**Attempted 17 3-pointers in a game** - Derrick Miller (19) vs. Kansas 12/6/89  
**Attempted 18 3-pointers in a game** - Derrick Miller (19) vs. Kansas 12/6/89  
**Attempted 19 3-pointers in a game** - Derrick Miller (19) vs. Kansas 12/6/89

**Made a 3-pointer in 10 straight games** - Aaron Harrison (13), 12/10/14-1/31/15  
**Made a 3-pointer in 15 straight games** - Julius Mays (18), 12/29/12-3/2/13  
**Made two 3-pointers in 10 straight games** - Jodie Meeks (16), 12/3/08-1/31/09  
**Made three 3-pointers in 10 straight games** - Gerald Fitch (20) 1/14/03-3/23/03  
**Made three 3-pointers in 15 straight games** - Gerald Fitch (20) 1/14/03-3/23/03  
**Made three 3-pointers in 20 straight games** - Gerald Fitch (20) 1/14/03-3/23/03  
**Made three 3-pointers in 25 straight games** - Keith Bogans (29) 3/14/02-2/26/03

**Made 8 FT in a game** - Andrew Harrison (9), at Missouri, 1/29/15  
**Made 9 FT in a game** - Andrew Harrison (9), at Missouri, 1/29/15  
**Made 10 FT in a game** - Dakari Johnson (12), vs. UT Arlington, 11/25/14  
**Made 11 FT in a game** - Dakari Johnson (12), vs. UT Arlington, 11/25/14  
**Made 12 FT in a game** - Dakari Johnson (12),

vs. UT Arlington, 11/25/14  
**Made 13 FT in a game** - Julius Randle (13) at Ole Miss, 2/18/14  
**Made 14 FT in a game** - Jodie Meeks (14) at UT, 1/13/09  
**Made 15 FT in a game** - Rodrick Rhodes (16) vs. Ole Miss 1/18/95  
**Made 16 FT in a game** - Rodrick Rhodes (16) vs. Ole Miss 1/18/95  
**Made 17 FT in a game** - Dwight Anderson (18) vs. Mississippi State 2/12/79  
**Made 18 FT in a game** - Dwight Anderson (18) vs. Mississippi State 2/12/79

**Attempted 10 FT in a game** - Andrew Harrison (11), at Missouri, 1/29/15  
**Attempted 15 FT in a game** - Julius Randle (16), vs. LSU, 3/14/14  
**Attempted 20 FT in a game** - Heshimu Evans (20) vs. Ole Miss 3/5/99

**15 Rebs** - Julius Randle (15) vs. Kanas State, 3/21/14  
**16 Rebs** - Julius Randle (16) vs. LSU, 3/14/14  
**20 Rebs** - Jared Prickett (20) vs. Arkansas 2/9/94  
**25 Rebs** - Mike Phillips (28) vs. Tennessee 1/10/76  
**30 Rebs** - Cotton Nash (30) vs. Ole Miss 2/8/64  
**34 Rebs** - Bob Burrow (34) vs. Temple 12/10/55

**10+ Rebs in three consecutive games** - Julius Randle (4) 3/21/14-3/30/14  
**10+ Rebs in four consecutive games** - Julius Randle (4) 3/21/14-3/30/14  
**10+ Rebs in five consecutive games** - Julius Randle (10) 2/12/14-3/15/14  
**10+ Rebs in six consecutive games** - Julius Randle (10) 2/12/14-3/15/14  
**10+ Rebs in seven consecutive games** - Julius Randle (10) 2/12/14-3/15/14  
**10+ Rebs in eight consecutive games** - Julius Randle (10) 2/12/14-3/15/14  
**10+ Rebs in nine consecutive games** - Julius Randle (10) 2/12/14-3/15/14  
**10+ Rebs in 10 consecutive games** - Julius Randle (10) 2/12/14-3/15/14

**Two players had 10 rebounds** - Willie Cauley-Stein (10) and Trey Lyles (10) vs. Columbia, 12/10/14  
**Three players had 10 rebounds** - Michael Kidd-Gilchrist (19), Terrence Jones (11), Anthony Davis (10) vs. Louisville, 12/31/11

**6 Assists** - Andrew Harrison (7) vs. Georgia, 2/3/15  
**7 Assists** - Andrew Harrison (7) vs. Georgia, 2/3/15  
**8 Assists** - Andrew Harrison (8) vs. UCLA, 12/20/14  
**9 Assists** - Andrew Harrison (9) vs. Georgia, 3/15/14  
**10 Assists** - Julius Mays (10) vs. Lafayette, 11/16/12  
**11 Assists** - John Wall (11) vs. E. Tennessee

St., 3/18/10  
**12 Assists** - John Wall (16) vs. Hartford, 12/29/09  
**13 Assists** - John Wall (16) vs. Hartford, 12/29/09  
**14 Assists** - John Wall (16) vs. Hartford, 12/29/09  
**15 Assists** - John Wall (16) vs. Hartford, 12/29/09  
**16 Assists** - John Wall (16) vs. Hartford, 12/29/09

**5+ Assists in Four Consecutive Games** - John Wall (7) (2/27/10 to 3/27/10)  
**8+ Assists in Two Consecutive Games** - Andrew Harrison (2) (3/14/14 to 3/15/14)

**4 Blocks** - Marcus Lee (4), at South Carolina, 1/24/15  
**5 Blocks** - Karl-Anthony Towns (7), vs. Vanderbilt, 1/20/15  
**6 Blocks** - Karl-Anthony Towns (7), vs. Vanderbilt, 1/20/15  
**7 Blocks** - Karl-Anthony Towns (7), vs. Vanderbilt, 1/20/15  
**8 Blocks** - Willie Cauley-Stein (9) vs. Boise State, 12/10/13  
**9 Blocks** - Willie Cauley-Stein (9) vs. Boise State, 12/10/13  
**10 Blocks** - Nerlens Noel (12) at Ole Miss, 1/29/13  
**11 Blocks** - Nerlens Noel (12) at Ole Miss, 1/29/13  
**12 Blocks** - Nerlens Noel (12) at Ole Miss, 1/29/13

**4 Steals** - Willie Cauley-Stein (4), vs. North Carolina, 12/13/14  
**5 Steals** - Willie Cauley-Stein (9), vs. Texas, 12/5/14  
**6 Steals** - Willie Cauley-Stein (6) vs. Georgia, 1/25/14  
**7 Steals** - Rajon Rondo (8) vs. Mississippi State, 2/19/05  
**8 Steals** - Rajon Rondo (8) vs. Mississippi State, 2/19/05

**Played every minute** - Aaron Harrison (40) vs. Florida, 3/16/14  
**Played 40+ minutes** - Aaron Harrison (40), vs. Ole Miss, 1/6/15  
**Played over 50 minutes** - Patrick Patterson (50) vs. Vanderbilt, 1/12/08  
**Technical Foul** - Marcus Lee, at Missouri, 1/29/15

**Fouled Out** - Karl-Anthony Towns, vs. Alabama (1/31/15)  
**Two Players Fouled Out** - Marcus Lee, Karl-Anthony Towns, at Missouri (1/29/15)  
**Three Players Fouled Out** - Willie Cauley-Stein, Aaron Harrison, Karl-Anthony Towns, at Texas A&M (1/10/15)  
**Four Players Fouled Out** - Terrence Jones, Josh Harrellson, Brandon Knight, Eloy Vargas, at UNC 12/4/10



## **TEAM**

**Started four freshmen** - Aaron Harrison, Andrew Harrison, Dakari Johnson, Julius Randle, James Young vs. Connecticut, 4/7/14

**Started five freshmen** - Aaron Harrison, Andrew Harrison, Dakari Johnson, Julius Randle, James Young vs. Connecticut, 4/7/14

**Scored 90 or More Points** - 92 vs. UT Arlington, 11/25/14 (W, 92-44)

**Scored 90 or More Points (SEC Game)** - 90 vs. Missouri, 2/23/13 (W, 90-83, OT)

**Scored 100 or More Points** - 105 vs. UT Arlington, 11/19/13 (W, 105-76)

**Scored 100 or More Points (SEC Game)** - 101 vs. Arkansas, 1/23/10 (W, 101-70)

**Scored 110 or More Points** - 115 vs. Tennessee State [NCAA First round], 12/30/02 (W, 115-87)

**Scored 110 or More Points (SEC Game)** - 120 vs. Vanderbilt, 2/7/96 (W, 120-81)

**Scored 120 or More Points** - 120 vs. Vanderbilt, 2/7/96 (W, 120-81)

**Scored 120 or More Points (SEC Game)** - 120 vs. Vanderbilt, 2/7/96 (W, 120-81)

**Scored 130 or More Points** - 143 vs. Georgia, 2/27/56 (W, 143-66)

**Scored 140 or More Points** - 143 vs. Georgia, 2/27/56 (W, 143-66)

**Scored 150 or More Points** - Never

**Scored Less than 50 Points** - 48 vs. Vanderbilt, 3/15/13 (L, 64-48)

**Allowed 90 or More Points** - 90 by Indiana, 3/23/12 (W, 102-90)

**Allowed 90 or More Points (SEC Game)** - 90 by Georgia, 3/4/09 (L, 90-85)

**Allowed 100 or More Points** - 111 by VMI, 11/14/08 (L, 111-103)

**Allowed 100 or More Points (SEC Game)** - 101 by Arkansas, 2/10/93 (L, 101-94)

**Allowed Less Than 50 Points** - 43 at South Carolina, 1/24/15 (W, 58-43)

**Allowed Less Than 50 Points (SEC)** - 43 at South Carolina, 1/24/15 (W, 58-43)

**Shot 70% from the field** - .722 vs. Mississippi St., 2/15/86

**Shot 65% from the field** - .677 vs. LIU Brooklyn, 11/23/12

**Shot 30% or less from the field** - .281 at Texas A&M (1/10/15)

**Allowed 50% shooting** - .551 vs. Wichita State, 3/23/14

**Allowed 60% shooting** - .640 by Florida, 3/4/07

**Allowed 20% or less shooting** - .197 by Montana State, 11/23/14 (12-61)

**Allowed 30% or less shooting** - .226 by South Carolina, 1/24/15 (12-53)

**Held opponent to zero 3-pointers** - at Auburn, 1/19/13 (0-15)

**Shot 90% or Better from Free Throw Line** - 90.0 (27-30) at Ole Miss (2/18/14)

**Shot 100% from Free Throw Line** - 11-11 vs. Florida, 2/7/12

**Shot 50% or Less from Free Throw Line** - .471 vs. Providence, 11/30/14 (8-17)

**Attempted 40 FT** - vs. Ole Miss (40), 1/6/15

**Attempted five or less FT** - vs. South Carolina (4) 1/21/06

**Made 30 FT** - 30 vs. UNC Asheville (30-48) 11/8/13

**Hit 10 3-pointers** - 11 vs. Ole Miss, 1/5/15 (11-20)

**Hit 11 3-pointers** - 11 vs. Ole Miss, 1/5/15 (11-20)

**Hit 12 3-pointers** - 12 vs. UCLA, 12/20/14 (12-26)

**Hit 13 3-pointers** - 15 vs. Georgia, 3/1/12 (15-27)

**Hit 14 3-pointers** - 15 vs. Georgia, 3/1/12 (15-27)

**Hit 15 3-pointers** - 15 vs. Georgia, 3/1/12 (15-27)

**Hit 16 3-pointers** - 16 vs. UNC-Asheville, 12/23/96 (16-33)

**Hit 17 3-pointers** - 20 vs. LSU, 3/4/95 (20-35)

**Hit 18 3-pointers** - 20 vs. LSU, 3/4/95 (20-35)

**Hit 19 3-pointers** - 20 vs. LSU, 3/4/95 (20-35)

**Hit 20 3-pointers** - 20 vs. LSU, 3/4/95 (20-35)

**Hit 21 3-pointers** - 21 vs. North Carolina, 12/27/89 (21-48)

**Hit 22 3-pointers** - Never

**Scored 100 Points in Two Consecutive Games** - 3/25/93-3/27/93

**Scored 100 Points in Three Consecutive Games** - 12/16/77-12/23/77

**Scored 100 Points in Consecutive SEC Games** - 2/27/56-3/3/56

**Won game by 50 points or more** - 58 vs. Montana State (W, 86-28) 11/23/14

**Won game by 60 points or more** - 62 vs. Vanderbilt (W, 106-44) 3/5/03

**Won game by 70 points or more** - 74 vs. Tennessee-Martin (W, 124-50) 11/26/94

**Lost game by 30 points or more** - 30 at Tennessee (L, 88-58) 2/16/13

**Lost game by 40 points or more** - 41 at Vanderbilt (L, 93-52) 2/12/08

**Lost game by 50 points or more** - 55 at Kansas (L, 150-95) 12/9/89

**Lost game by 60 points or more** - 70 vs. Central (L, 87-17) 1/28/1910

**Lost game by 70 points or more** - 70 vs. Central (L, 87-17) 1/28/1910

**Game decided by one point** - vs. Wisconsin, 4/5/14 (W, 74-73)

**Game decided by two points** - vs. Wichita State, 3/23/14 (W, 78-76)

**Game decided by three points** - vs. Ole Miss, 1/6/15 (W, 89-86)

**Two consecutive games decided by one point** - vs. North Carolina (W, 73-72) 12/3/11 and at Indiana (L, 73-72) 12/10/11

**Three consecutive games decided by one point** - Never

**Two consecutive games decided by two points** - at Ole Miss (L, 71-69) 2/1/11 and Florida (L, 70-68) 2/5/11

**Came back from 18-point deficit for win** - W, 72-70 vs. Miami Univ. (11/16/09); Trailing 36-18 (7:04 in 1st)

**Came back from 19-point deficit for win** - W, 80-77 vs. Florida (3/2/94); Trailing 33-14 (7:00 in 1st)

**Came back from 20-point deficit for win** - W, 99-95 at LSU (2/15/94); Trailing 68-37 (15:34 in 2nd)

**Came back from 30-point deficit for win** - W, 99-95 at LSU (2/15/94); Trailing 68-37 (15:34 in 2nd)

**Came back from 31-point deficit for win** - W, 99-95 at LSU (2/15/94); Trailing 68-37 (15:34 in 2nd)

**Pulled down 50 rebounds** - 53 (16-37) at Texas A&M, 1/10/15

**Pulled down 55 rebounds** - 56 (17-39) vs. Robert Morris, 11/17/13

**Pulled down 60 rebounds** - 62 (19-43) vs. Morehead State, 12/16/96

**Played an Overtime Game** - at Texas A&M, 1/10/15 (W, 70-64 2ot)

**Won an Overtime Game** - at Texas A&M, 1/10/15 (W, 70-64 2ot)

**Played an SEC Overtime Game** - at Texas A&M, 1/10/15 (W, 70-64 2ot)

**Won an SEC Overtime Game** - at Texas A&M, 1/10/15 (W, 70-64 2ot)

**Lost an Overtime Game** - vs. Arkansas, 2/27/14 (L, 71-67)

**Lost an SEC Overtime Game** - vs. Arkansas, 2/27/14 (L, 71-67)

**Played Two Overtimes** - at Texas A&M, 1/10/15 (W, 70-64 2ot)

**Played Three Overtimes** - vs. Temple 12/7/57 (W, 85-83)

**Played Four Overtimes** - Never played four overtime game

**Played consecutive games that went to overtime** - 1/6/15 vs. Ole Miss (W, 89-86) and 1/10/15 at Texas A&M (70-64)

## SPECIALTY STATS

PP - POINTS IN THE PAINT  
2ND - SECOND CHANCE POINTS

POT - POINTS OFF TURNOVERS  
BP - BENCH POINTS

FB - FAST BREAK

Opponent	Result	PP	POT	2nd	BP	FB
Grand Canyon		16	6	6	11	2
at Kentucky	W, 85-45	58	24	29	33	8
Buffalo		22	11	8	18	2
at Kentucky	W, 71-52	30	24	20	45	8
Kansas		12	5	9	12	4
vs. Kentucky	W, 72-40	30	12	19	34	0
Boston U.		16	13	4	12	6
at Kentucky	W, 89-65	44	28	10	39	16
Montana State		12	2	8	15	0
at Kentucky	W, 86-28	38	25	14	52	16
UT Arlington		26	10	10	23	8
at Kentucky	W, 92-44	34	25	12	45	16
Providence		12	2	9	9	0
at Kentucky	W, 58-38	38	21	16	18	10
Texas		16	7	5	16	4
at Kentucky	W, 63-51	28	19	10	17	6
Eastern Kentucky		20	11	10	19	4
at Kentucky	W, 82-49	52	20	16	34	14
Columbia		20	7	6	11	4
at Kentucky	W, 56-46	30	14	15	18	8
North Carolina		32	14	18	19	10
at Kentucky	W, 84-70	32	24	14	33	12
UCLA		18	10	6	4	0
vs. Kentucky	W, 83-44	26	14	12	39	20
at Louisville		16	14	7	3	2
Kentucky	W, 58-50	24	16	12	27	6
Ole Miss		30	13	11	12	2
at Kentucky	W, 89-86 OT	26	23	16	23	4
at Texas A&M		38	8	14	18	12
Kentucky	W, 70-64 2OT	14	16	15	29	9
Missouri		22	4	8	10	6
at Kentucky	W, 86-37	28	9	25	31	2
at Alabama		26	10	7	16	6
Kentucky	W, 70-48	24	17	10	37	2
Vanderbilt		22	15	4	23	7
at Kentucky	W, 65-57	26	18	11	33	10
at South Carolina		14	6	13	12	2
Kentucky	W, 58-43	24	21	4	28	12
at Missouri		20	16	4	15	4
Kentucky	W, 69-53	28	20	4	30	8
Alabama		14	3	9	8	0
at Kentucky	W, 70-55	28	20	8	31	2
Georgia		26	7	6	14	2
at Kentucky	W, 69-58	28	18	6	21	8

## MISCELLANEOUS STATS

### Leading Scorer

Booker	7
Aaron Harrison	5
Cauley-Stein	4
Andrew Harrison	3
Towns	3
Ulis	2
Johnson	1
Lyles	1

### Leading Rebounder

Cauley-Stein	8
Johnson	8
Towns	8
Lyles	4
Lee	1

### Leader in Assists

Andrew Harrison	14
Ulis	9
Booker	3
Aaron Harrison	2
Hawkins	2
Johnson	1
Lyles	1
Poythress	1

### Charges Drawn

Opponents	11
Kentucky	8

### Dunks

Opponents	31
Kentucky	116

Cauley-Stein	38
Lee	14
Aaron Harrison	13
Towns	13
Johnson	12
Lyles	12
Poythress	7
Booker	6
Andrew Harrison	3
Hawkins	1
Willis	1

### 20-Point Scoring Game

Opponents	4
Kentucky	3

Cauley-Stein	1
Aaron Harrison	1
Andrew Harrison	

### 30-Point Scoring Game

Opponents	0
Kentucky	0

### 40-Point Scoring Game

Opponents	0
Kentucky	0

### Technical Fouls

Opponents	3
Kentucky	2

Aaron Harrison	1
Lee	1

### Fouled Out

Opponents	11
Kentucky	9
Towns	4
Cauley-Stein	2
Aaron Harrison	1
Lee	1
Poythress	1

### Three-Point Plays

Opponents	7
Kentucky	22

Towns	8
Andrew Harrison	4
Aaron Harrison	3
Cauley-Stein	2
Johnson	2
Lyles	2
Booker	1

### Four-Point Plays

Opponents	0
Kentucky	0

### UK's First Substitution

Lee	20
Johnson	19
Booker	18
Ulis	17
Lyles	12
Hawkins	2
Willis	1

### Forced 5-Second Call

Opponents	0
Kentucky	2

Inbounds	1
Ulis	1

### Forced Shot Clock Violations

Opponents	4
Kentucky	14

### 10-Second Violations

Opponents	0
Kentucky	2

### 3-Second Violations

Opponents	1
Kentucky	1

### Jump Balls Controlled

Opponents	4
Kentucky	21

Towns	20/24
Lee	1/1

### First Score (3-Pointers)

Opponents	0
Kentucky	1

Aaron Harrison	1
----------------	---

### Runs of 10-0 or Better

Opponents	2
Kentucky	19

# KENTUCKY TEAM HIGHS/LOWS

		KENTUCKY	OPPONENT
Points First Half	High	55, vs. UT Arlington (11/25/14)	38, two times
	Low	22, at Louisville (12/27/14)	7, vs. UCLA (12/20/14)
Points Second Half	High	49, vs. Boston U. (11/21/14)	39, vs. Ole Miss (1/6/15)
	Low	24, at South Carolina (1/24/15)	12, vs. Kansas (11/18/14)
Total Points	High	92, vs. UT Arlington (11/25/14)	86, vs. Ole Miss (1/6/15)
	Low	56, vs. Columbia (12/10/14)	28, vs. Montana State (11/23/14)
FG Made	High	34, two times	29, vs. Ole Miss (1/6/15)
	Low	18, two times	11, two times
FG Attempted	High	70, vs. Grand Canyon (11/14/14)	71, vs. UCLA (12/20/14)
	Low	39, at South Carolina (1/24/15)	37, vs. Alabama (1/31/15)
FG Percentage	High	.585, vs. Alabama (1/31/15)	.492, vs. Ole Miss (1/6/15)
	Low	.281, at Texas A&M (1/10/15)	.196 vs. Kansas (11/18/14)
3-Pt. FG Made	High	12, vs. UCLA (12/20/14)	9, two times
	Low	1, vs. Texas (12/5/14)	1, vs. Missouri (1/13/15)
3-Pt. FG Attempted	High	28, at Texas A&M (1/10/15)	30, vs. ECU (12/7/14)
	Low	6, vs. Vanderbilt (1/20/15)	10, at South Carolina (1/24/15)
3-Pt. FG Percet.	High	.667, vs. Vanderbilt (1/20/15)	.529, vs. Ole Miss (1/6/15)
	Low	.083, vs. Texas (12/5/14)	.056, vs. Missouri (1/13/15)
FT Made	High	28, vs. Ole Miss (1/6/15)	19, two times
	Low	7, vs. UCLA (12/20/14)	1, vs. UCLA (12/20/14)
FT Attempted	High	40, vs. Ole Miss (1/6/15)	30, at Texas A&M (1/10/15)
	Low	12, vs. UCLA (12/20/14)	2, vs. Montana State (11/23/14)
FT Percentage	High	.889, at Alabama (1/17/15)	1.000, vs. Montana State (11/23/14)
	Low	.471, vs. Providence (11/30/14)	.250, vs. UCLA (12/20/14)
Off. Rebounds	High	21, vs. Grand Canyon (11/14/14)	20, two times
	Low	3, at South Carolina (1/24/15)	6, at Missouri (1/29/15)
Def. Rebounds	High	38, vs. ECU (12/7/14)	34, at Texas A&M (1/10/15)
	Low	13, vs. North Carolina (12/13/14)	12, vs. Grand Canyon (11/14/14)
Total Rebounds	High	53, two times	52, at Texas A&M (1/10/15)
	Low	21, vs. Alabama (1/31/15)	21, two times
Assists	High	25, vs. UCLA (12/20/14)	13, vs. North Carolina (12/13/14)
	Low	8, at Missouri (1/29/15)	1, at Louisville (12/27/14)
Blocked Shots	High	13, vs. UCLA (12/20/14)	6, at Texas A&M (1/10/15)
	Low	1, two times	0, two times
Steals	High	12, two times	10, two times
	Low	5, four times	1, vs. Providence (11/30/14)
Turnovers	High	18, two times	22, two times
	Low	4, vs. Columbia (12/10/14)	9, at Louisville (12/27/14)
Fouls	High	30, vs. Boston U. (11/21/14)	31, at Missouri (1/29/15)
	Low	8, vs. Montana State (11/23/14)	10, vs. UCLA (12/20/14)

# SEASON BOX SCORES

## Official Basketball Box Score -- Game Totals -- Final Statistics Pikeville vs Kentucky 11/02/14 7:00 pm at Rupp Arena - Lexington, Ky.

### Pikeville 68

#	Player	Total		3-Ptr		Rebounds			PF	TP	A	TO	Blk	Stl	Min
		FG-FGA	FG-FGA	FT-FTA	Off Def Tot										
03	Manigault, Kenny	f	5-13	1-2	2-4	3	3	6	3	13	2	5	1	3	25
12	Chapman, Colt	f	1-2	1-1	0-0	3	1	4	3	3	1	1	0	2	26
10	Hussey, Jackson	g	2-7	0-0	0-0	1	1	2	4	4	2	4	0	0	22
23	Brooks, Macari	g	3-14	0-2	2-2	2	2	4	2	8	1	1	0	1	24
24	Simmons, K.K.	g	10-18	6-9	2-2	1	0	1	3	28	1	3	0	0	31
02	Rakes, Trey	g	0-3	0-2	4-4	1	1	2	1	4	2	2	0	1	15
05	Eneh, Michael	g	0-0	0-0	1-2	1	0	1	1	1	0	0	0	0	16
11	Kornegay, Kevin	g	1-7	0-3	0-0	2	1	3	1	2	1	1	0	0	16
13	Jacobs, Malik	g	0-0	0-0	0-0	0	0	0	0	0	0	1	0	0	2
15	McCoy, Hobo	g	1-2	1-2	0-0	0	0	0	0	3	0	0	0	0	4
22	Leach, Christian	g	1-3	0-0	0-0	1	1	2	0	2	0	0	0	1	18
44	Horsley, Patrick	g	0-0	0-0	0-0	0	0	0	0	0	0	0	0	0	1
Team					0	0	0								
Totals			24-69	9-21	11-14	15	10	25	18	68	10	18	1	8	200

FG % 1st Half: 13-37 35.1% 2nd half: 11-32 34.4% Game: 24-69 34.8%  
3FG % 1st Half: 6-12 50.0% 2nd half: 3-9 33.3% Game: 9-21 42.9%  
FT % 1st Half: 8-8 100.0 2nd half: 3-6 50.0% Game: 11-14 78.6%

### Kentucky 116

#	Player	Total		3-Ptr		Rebounds			PF	TP	A	TO	Blk	Stl	Min
		FG-FGA	FG-FGA	FT-FTA	Off Def Tot										
12	Towns, Karl-Anthony	f	10-11	0-0	2-2	2	3	5	1	22	0	2	3	0	18
15	Cauley-Stein, Willie	f	5-5	0-0	0-2	4	2	6	1	10	0	1	1	0	19
22	Poythress, Alex	f	5-8	2-3	0-0	1	2	3	1	12	2	1	0	1	20
02	Harrison, Aaron	g	3-8	0-3	3-3	0	2	2	1	9	3	0	0	1	19
05	Harrison, Andrew	g	1-2	0-1	3-4	0	4	4	2	5	9	0	0	1	19
00	Lee, Marcus	g	4-5	0-0	0-2	3	5	8	0	8	2	3	1	0	19
01	Booker, Devin	g	6-9	2-4	2-2	0	0	0	2	16	3	0	0	0	16
03	Ulis, Tyler	g	2-2	0-0	2-2	0	0	0	2	6	4	3	0	2	18
24	Floreai, EJ	g	1-2	0-0	0-0	0	0	0	0	2	1	0	0	0	2
25	Hawkins, Dominique	g	0-3	0-3	0-0	1	1	1	0	2	0	0	0	1	8
35	Willis, Derek	g	1-3	0-2	0-0	2	0	2	0	0	0	2	1	6	
41	Lyles, Trey	g	5-10	0-2	1-2	1	7	8	0	11	2	2	1	1	20
44	Johnson, Dakari	g	6-7	0-0	1-1	4	4	8	2	13	1	1	2	0	16
Team					1	1	2								
Totals			49-75	4-18	14-20	18	31	49	13	116	29	13	0	8	200

FG % 1st Half: 27-33 81.8% 2nd half: 22-42 52.4% Game: 49-75 65.3%  
3FG % 1st Half: 1-3 33.3% 2nd half: 3-15 20.0% Game: 4-18 22.2%  
FT % 1st Half: 12-16 75.0% 2nd half: 2-4 50.0% Game: 14-20 70.0%

Officials: John Hampton, Todd Austin, Wil Howard  
Technical fouls: Pikeville-None. Kentucky-None.  
Attendance: 21036

Score by periods	1st	2nd	Total
Pikeville	40	28	68
Kentucky	67	49	116

## Official Basketball Box Score -- Game Totals -- Final Statistics Georgetown College vs Kentucky 11/09/14 7:00 pm at Rupp Arena - Lexington, Ky.

### Georgetown College 52

#	Player	Total		3-Ptr		Rebounds			PF	TP	A	TO	Blk	Stl	Min
		FG-FGA	FG-FGA	FT-FTA	Off Def Tot										
13	Kimbro, Tony	f	1-7	1-2	1-2	1	3	4	3	4	1	4	0	1	31
14	Washburn, Corey	f	4-11	2-4	1-2	1	4	5	11	1	2	0	1	1	34
35	McWhorter, Deondre	f	7-17	0-0	2-2	3	2	5	4	16	1	1	1	0	25
04	Cottrill, Noah	g	4-16	2-8	0-0	0	0	0	1	10	1	1	0	1	39
12	Coleman, Gerald	g	1-9	0-1	2-6	1	1	2	3	4	3	6	0	2	30
01	Stenzel, Bopper	g	1-4	1-4	0-0	1	0	1	2	3	2	0	0	1	16
03	Burns, Darion	g	1-2	0-1	2-3	1	1	2	0	4	3	1	0	1	13
34	Sandoval, EJ	g	0-2	0-0	0-0	0	4	4	3	0	1	0	0	0	12
Team					2	1	3								
Totals			19-68	6-20	8-15	10	16	26	21	52	13	16	1	7	200

FG % 1st Half: 8-35 22.9% 2nd half: 11-33 33.3% Game: 19-68 27.9%  
3FG % 1st Half: 4-14 28.6% 2nd half: 2-6 33.3% Game: 6-20 30.0%  
FT % 1st Half: 4-7 57.1% 2nd half: 4-8 50.0% Game: 8-15 53.3%

### Kentucky 121

#	Player	Total		3-Ptr		Rebounds			PF	TP	A	TO	Blk	Stl	Min
		FG-FGA	FG-FGA	FT-FTA	Off Def Tot										
12	Towns, Karl-Anthony	f	5-5	0-0	3-5	0	8	8	1	13	1	2	1	0	18
15	Cauley-Stein, Willie	f	6-8	0-0	0-1	1	5	6	0	12	2	0	3	1	19
22	Poythress, Alex	f	6-7	0-1	3-3	2	2	4	0	15	2	0	1	0	18
02	Harrison, Aaron	g	6-9	5-7	0-0	0	4	4	1	17	5	1	1	0	18
05	Harrison, Andrew	g	1-3	0-2	4-4	0	2	2	5	6	6	2	0	1	13
00	Lee, Marcus	g	3-3	0-0	0-0	1	5	6	3	6	1	1	0	0	15
01	Booker, Devin	g	4-9	3-7	0-0	0	1	1	11	4	1	0	3	0	16
03	Ulis, Tyler	g	0-3	0-3	0-0	0	1	1	0	4	0	0	0	0	19
13	Malone, Sam	g	1-1	0-0	0-0	0	0	0	0	2	1	0	0	1	2
21	Lanter, Tod	g	0-1	0-1	0-0	0	0	0	0	0	1	0	0	0	2
24	Floreai, EJ	g	1-1	0-0	0-2	1	1	2	0	2	1	1	0	0	5
25	Hawkins, Dominique	g	1-1	1-1	1-2	0	1	2	4	2	0	0	0	1	10
32	Long, Brian	g	0-1	0-1	0-0	1	0	1	0	0	0	0	0	0	3
35	Willis, Derek	g	3-5	1-2	0-0	1	1	2	0	7	0	0	1	0	8
41	Lyles, Trey	g	6-9	2-2	0-0	0	4	4	14	1	2	1	2	1	17
44	Johnson, Dakari	g	3-6	0-0	6-8	5	5	10	2	12	1	2	1	1	17
Team					2	0	2								
Totals			46-72	12-27	17-25	14	40	54	20	121	32	12	9	9	200

FG % 1st Half: 19-35 54.3% 2nd half: 27-37 73.0% Game: 46-72 63.9%  
3FG % 1st Half: 7-16 43.8% 2nd half: 5-11 45.5% Game: 12-27 44.4%  
FT % 1st Half: 15-18 83.3% 2nd half: 2-7 28.6% Game: 17-25 68.0%

Officials: John Hampton, Bart Lenox, Jacyn Goble  
Technical fouls: Georgetown College-None. Kentucky-None.  
Attendance: 21490

Score by periods	1st	2nd	Total
Georgetown College	24	28	52
Kentucky	60	61	121

## Official Basketball Box Score -- Game Totals -- Final Statistics Grand Canyon vs Kentucky 11/14/14 8:00 pm at Rupp Arena - Lexington, Ky.

### Grand Canyon 45 • 0-1

#	Player	Total		3-Ptr		Rebounds			PF	TP	A	TO	Blk	Stl	Min
		FG-FGA	FG-FGA	FT-FTA	Off Def Tot										
05	Jackson, Matt	f	2-3	1-1	0-0	0	3	3	0	5	0	2	0	0	28
12	Alexander, Daniel	f	2-7	1-5	5-5	1	1	2	3	10	2	1	0	0	19
05	Okafor, Tobe	c	1-5	0-0	0-0	1	3	4	1	2	0	1	2	0	17
21	Garrison, Jerome	g	0-5	0-2	2-4	1	3	2	2	2	4	0	0	1	23
22	Woolridge, Royce	g	5-11	4-4	1-4	0	0	0	2	15	1	3	0	1	28
02	Braun, Joshua	g	0-0	0-0	0-0	0	0	0	0	0	1	0	0	0	7
03	Daly, Sam	g	1-3	0-0	0-0	1	1	2	0	2	2	4	0	1	11
04	Majerle, Ryan	g	2-7	1-3	0-0	2	0	2	0	5	0	0	0	0	23
11	Davis, DeAndre	g	2-3	0-0	0-0	1	1	2	5	4	1	4	0	2	20
13	Smith, Kerwin	g	0-4	0-0	0-1	1	1	2	5	0	0	0	0	0	18
25	Jaksic, Miroslav	g	0-0	0-0	0-2	0	0	2	0	0	0	1	1	0	6
Team					1	0	1								
Totals			15-48	7-15	8-16	9	12	21	20	45	8	21	3	5	200

FG % 1st Half: 6-24 25.0% 2nd half: 9-24 37.5% Game: 15-48 31.3%  
3FG % 1st Half: 3-6 50.0% 2nd half: 4-9 44.4% Game: 7-15 46.7%  
FT % 1st Half: 1-4 25.0% 2nd half: 7-12 58.3% Game: 8-16 50.0%

### Kentucky 85 • 1-0

#	Player	Total		3-Ptr		Rebounds			PF	TP	A	TO	Blk	Stl	Min
		FG-FGA	FG-FGA	FT-FTA	Off	Def	Tot								
12	Karl-Anthony Towns	f	3-7	0-1	2-2	3	5	8	3	8	2	2	3	0	22
15	Willie Cauley-Stein	f	6-7	0-0	0-0	2	3	5	1	12	1	0	4	2	23
22	Alex Poythress	f	3-7	0-1	3-4	4	2	6	1	9	1	3	2	0	24
02	Austin Ligon	g	3-7	1-1	1-2	0	0	0	1	0	0	0	0	2	23
	Andrew Harrison	g	8-8	1-2	5-6	1	2	3	16	3	2	0	0	21	
00	Marcus Lee	0-0	0-0	0-0	2-3	3	5	4	0	1	0	0	1	0	14
01	Devon Booker	2-6	0-3	0-0	1	0	1	1	0	1	0	0	2	17	
03	Tyler Ulis	2-3	1-2	0-0	0	1	1	2	5	2	2	0	1	1	16
25	Dominique Hawkins	0-1	0-0	0-0	0	1	1	0	0	0	0	0	0	3	
41	Trey Lyles	6-10	1-4	1-1	1	3	4	1	14	0	1	0	0	17	
44	Dakari Johnson	4-9	0-0	2-4	8	5	13	2	10	3	1	1	0	18	
	Team				2	4									
Totals			34-70	3-14	14-19	24	27	51	16	85	13	13	10	0	200
FG % 1st Half: 11-34 44.1%		2nd half: 19-36 52.8%		Game: 34-70 48.6%		3FG % 1st Half: 2-6 33.3%		2nd half: 1-2 50%		Game: 3-13 23.1%		Rebounds		Deadball	
FT % 1st Half: 11-16 68.8%		2nd half: 3-5 60.0%		Game: 14-19 73.7%								4.1			



## SEASON BOX SCORES

Official Basketball Box Score -- Game Totals -- Final Statistics  
Kansas vs Kentucky  
11/18/14 9:35 pm at Bankers Life Fieldhouse-Indianapolis, IN

## Kansas 40 • 1-1

#	Player	Total		3-Ptr		Rebounds		PF	TP	A	TO	Bk	Stl	Min			
		FG	FGA	FT	FTA	FG	FGA								Off	Def	
00	Mason III, Frank	1	10	0	1	5	6	1	0	7	0	0	0	32			
01	Selden Jr., Wayne	4	12	1	4	0	2	1	3	4	2	9	1	2	0	0	26
12	Dubre Jr., Kelly	2	3	1	1	1	2	2	2	4	3	6	0	1	0	1	13
31	Traylor, Jamari	0	6	0	0	2	2	3	4	7	2	2	0	1	3	0	26
34	Ellis, Perry	1	6	0	2	2	2	1	1	2	3	4	1	0	0	0	21
02	Alexander, Cliff	2	7	0	0	4	8	5	3	8	3	8	0	1	0	0	20
04	Graham, Devonte'	0	2	0	0	0	1	0	0	0	0	0	0	1	0	1	14
05	Manning, Evan	0	1	0	1	0	0	0	0	0	0	0	0	0	0	0	6
10	Mykhailiuk, Svi	1	5	1	5	1	2	1	0	1	0	4	1	2	0	1	23
11	Self, Tyler	0	1	0	0	0	0	0	0	0	1	0	0	0	0	0	1
14	Greene, Brannen	0	0	0	0	0	0	0	0	0	1	0	0	0	0	0	5
15	Garrett, Christian	0	1	0	1	0	0	1	0	1	0	0	0	0	0	0	1
22	Pollard, Josh	0	0	0	0	0	0	0	1	1	0	0	0	0	0	0	1
33	Lucas, Landen	0	2	0	0	0	2	3	5	0	0	0	0	0	0	0	8
42	Mickelson, Hunter	0	0	0	0	0	0	0	0	0	0	0	0	0	0	0	3
Totals		11	56	3	15	22	42	19	40	4	11	3	5	200			
FG % 1st Half: 8-33		24.2%	2nd half: 3-23	13.0%	Game: 11-56	19.6%									Deadball Rebounds 5.2		
3FG % 1st Half: 3-8		37.5%	2nd half: 0-7	0.0%	Game: 3-15	20.0%											
FT % 1st Half: 9-14		64.3%	2nd half: 6-13	46.2%	Game: 15-27	55.6%											

## Kentucky 72 • 3-0

#	Player	Total	3-Ptr	Rebounds	PF	TP	A	To	Bk	Stl	Min			
		FG-FGA	FT-FTA	Off Def Tot										
02	Aaron Harrison	3-8	2-3	0 2 2	2	8	2	1	0	0	21			
05	Andrew Harrison	3-5	2-2	3 2 5	3	10	4	2	0	0	19			
12	Karl-Anthony Towns	4-8	0-0	1-2 17 8	3	9	3	0	4	0	18			
15	Willie Cauley-Stein	3-7	0-0	1-3 4 6 10	3	7	1	0	1	1	21			
22	Alex Poythress	0-5	0-3	4-4 1 2 3	2	4	0	0	2	1	19			
00	Marcus Lee	2-3	0-0	0-4 3 4 7	3	4	1	0	4	0	17			
01	Devin Booker	2-8	1-6	0-0 0 1 1	1	5	3	0	0	0	17			
03	Tyler Ulis	1-2	0-1	2-2 0 2 2	0	4	0	2	0	1	17			
13	Sam Malone	0-0	0-0	0-0 0 1 1	0	0	0	0	0	0	1			
21	Tod Lanter	0-0	0-0	0-0 0 0 0	0	0	0	0	0	0	1			
24	EJ Floreal	0-0	0-0	1-2 0 0 0	0	0	0	0	0	0	1			
25	Dominique Hawkins	0-0	0-0	0-0 0 1 1	0	0	0	0	0	0	4			
32	Brian Long	0-0	0-0	0-0 0 0 0	0	0	0	0	0	0	4			
35	Derek Willis	1-1	1-1	2-2 0 0 0	0	5	0	1	0	1	4			
41	Trey Lyles	1-5	0-2	2-2 1 3 4	1	4	0	0	0	1	19			
44	Dakari Johnson	5-6	0-0	1-2 2 1 3	3	11	1	0	0	0	20			
Team														
Totals		25-58	6-18	16-26	15	32	47	21	72	15	6	11	5	200
FG % 1st Half:		13-33	39.4%	2nd half:	12-25	48.0%	Game:	25-58	43.1%					Deadball Rebound 4
3FG % 1st Half:		4-13	30.8%	2nd half:	2-5	40.0%	Game:	6-18	33.3%					
FT % 1st Half:		8-13	61.5%	2nd half:	8-13	61.5%	Game:	16-26	61.5%					

Officials: Joe DeRosa, Doug Simmons & Mike Roberts  
Technical fouls: Kansas-None. Kentucky-None.  
Attendance: 19306

Score by periods	1st	2nd	Total
Kansas	28	12	40
Kentucky	38	34	72

Last FG - KU 2nd-12:30, UK 2nd-01:52.  
Largest lead - KU by 1 1st-18:17, UK by 32 2nd-00:26.  
KU led for 00:33. UK led for 37:17. Game was tied for 02:04.

	In	Off	2nd	Fast	Bench
Points	Paint	T/O	Chance	Break	
KU	12	5	9	4	12
UK	30	12	19	0	34

Score tied - 2 times.  
Lead changed - 4 times.

Official Basketball Box Score -- Game Totals -- Final Statistics  
Boston vs Kentucky  
11/21/14 7:00 pm at Rupp Arena - Lexington, Ky.

## Boston 65 • 1-2

#	Player	Total		3-Ptr		Rebounds		PF	TP	A	TO	Bk	Stl	Min
		FG-FGA	FT-FTA	FG-FGA	FT-FTA	Off	Def							
22	Dieudonne, Nathan	f	2-4	0-2	6-6	3	2	5	10	4	4	1	0	28
32	Alston, Justin		2-3	0-0	0-0	0	3	3	4	1	2	0	0	24
02	Papale, John	g	1-5	0-3	0-0	0	3	3	2	1	3	0	1	33
15	Moseley, Cheddi		5-12	3-7	0-0	0	0	0	2	13	1	5	0	30
21	Hankerson, Cedric	g	7-15	5-9	5-6	1	2	3	4	24	0	4	0	34
00	Johnson, Eric		0-1	0-1	0-0	0	1	1	0	0	0	0	0	6
01	Havener, Nick		0-0	0-0	0-0	1	0	1	0	0	0	2	0	3
03	Fanning, Eric		3-8	1-2	5-6	0	2	2	2	12	3	1	0	24
05	Mbargorba, Blaise		0-2	0-0	0-0	0	1	1	4	0	0	0	0	11
13	Goff, Will		0-1	0-0	0-0	0	0	0	0	0	0	1	0	1
20	Curry, Cameron		0-0	0-0	0-0	0	1	1	0	0	0	0	0	0
41	Haines, Dylan		0-1	0-0	0-0	1	0	1	0	0	0	0	0	3
Team			20-52	9-24	16-18	3	1	4						200
Totals			20-52	9-24	16-18	9	16	25	24	65	10	22	1	5
FG % 1st Half: 11-29 37.9%		2nd half: 9-23 39.1%		Game: 20-52 38.5%		Deadball								
3FG % 1st Half: 6-16 37.5%		2nd half: 3-8 37.5%		Game: 9-24 37.5%		Rebounds								
FT % 1st Half: 7-8 87.5%		2nd half: 9-10 90.0%		Game: 16-18 88.9%		1.3								

## Kentucky 89 • 4-0

#	Player	Total		3-Ptr		Rebounds		PF	TP	A	TO	Bk	Stl	Min	
		FG-FGA	FT-FTA	FG-FGA	FT-FTA	Off	Def								
12	Karl-Anthony Towns	f	1-4	0-0	2-2	1	3	4	2	4	1	4	5	1	23
15	Willie Cauley-Stein	f	6-7	0-0	0-1	0	2	2	5	12	1	2	1	1	24
02	Aaron Harrison	g	7-15	1-6	4-6	1	1	2	1	19	4	0	0	0	25
05	Andrew Harrison	g	2-4	1-2	3-4	1	1	2	3	8	5	1	0	1	25
22	Dominique Hawkins	g	3-4	1-2	0-0	0	1	1	2	7	1	0	0	0	16
00	Marcus Lee		1-1	0-0	0-0	0	2	3	2	0	1	0	0	0	13
01	Devin Booker		5-8	4-6	1-2	2	2	4	0	15	7	2	1	0	20
03	Tyler Ulis		1-3	1-3	0-0	1	3	4	1	3	2	3	0	0	20
35	Derek Willis		0-1	0-1	0-0	0	0	0	0	0	0	0	0	0	4
41	Trey Lyles		4-6	0-1	0-0	0	2	2	3	8	2	0	1	1	13
44	Dakari Johnson		4-6	0-0	3-8	2	4	6	1	11	1	0	1	0	17
Team															
Totals			34-59	8-21	13-23	8	22	30	21	89	24	13	9	9	200
FG % 1st Half:		17-30	56.7%	2nd half:	17-29	58.6%	Game:	34-59	57.6%					Deadball	
3FG % 1st Half:		4-12	33.3%	2nd half:	4-9	44.4%	Game:	8-21	38.1%					Rebounds	
FT % 1st Half:		2-5	40.0%	2nd half:	11-18	61.1%	Game:	13-23	56.5%					8.2	

Officials: Terry Moore, Glenn Tuitt, Kevin Fehr  
Technical fouls: Boston-Dieudonne, Nathan; Hankerson, Cedric, Kentucky-Aaron Harrison.  
Attendance: 22485

Score by periods	1st	2nd	Total
Boston	35	30	65
Kentucky	40	49	89

Last FG - BU 2nd-03:26, UK 2nd-02:20.  
Largest lead - BU None, UK by 24 2nd-02:20.  
BU led for 00:00. UK led for 36:35. Game was tied for 03:25.

	In	Off	2nd	Fast	Bench
Points	Paint	T/O	Chance	Break	
BU	16	13	4	6	12
UK	44	28	10	16	39

Score tied - 3 times.  
Lead changed - 0 times.

Official Basketball Box Score -- Game Totals -- Final Statistics  
Montana State Univer vs Kentucky  
11/23/14 6:00 pm at Rupp Arena - Lexington, Ky.

## Montana State Univer 28 • 0-4

#	Player	FG	FTA	3-PT	FT	FTA	Off	Def	TP	PF	TP	A	TO	Bk	Stl	Min
34	Robison, Danny	1	3	0-3	0-0	2	3	5	4	0	0	2	1	0	0	19
02	Brumwell, Blake	1	3	0-0	0-0	1	3	4	2	2	0	1	0	0	0	15
01	Holm, Stephan	1	10	0-8	0-0	1	2	3	0	2	0	3	0	0	1	29
03	Shannon, Michael	1	9	0-9	0-0	1	3	0	1	3	0	1	0	0	0	23
22	Colbert, Marcus	1	10	0-0	0-0	1	1	3	6	0	0	5	0	1	0	23
00	Green, Zach	4	0-2	0-0	0-0	2	1	3	1	0	1	0	1	0	0	15
04	Frenchwood, Joey	3	6	1-2	0-0	1	3	4	3	7	1	4	0	0	0	17
13	Brown, Terrell	1-5	0-1	2-2	1-0	1	0	1	2	4	0	2	0	0	0	14
00	Shannon, Michael	1-4	0-0	0-0	0-0	1	0	0	0	1	0	0	0	0	0	14
24	Norman, Eric	0-2	0-1	0-0	0-0	1	1	2	0	0	1	0	1	1	1	13
33	Price, Quinn	1-5	0-0	0-0	1	5	6	3	2	0	1	0	0	0	0	23
41	Fisher, Bradley	1-0	0-0	0-0	0-0	0	0	0	2	0	0	0	0	0	0	2
	Team					2	3	5								
Totals		12	61	2-23	2-2	13	22	35	23	28	4	21	3	3	200	
FG % 1st Half: 5-31		16.1%	2nd half: 7-30	23.3%	Game: 12-61		19.7%	2nd half: 7-30		23.3%	Deadball					
3-PT % 1st Half: 1-9		11.1%	2nd half: 4-19	21.1%	Game: 1-9		11.1%	2nd half: 4-19		21.1%	Rebounds					
FT % 1st Half: 0-0		0.0%	2nd half: 2-2	100.0	Game: 2-2		100.0	2nd half: 2-2		100.0	1.1					

# SEASON BOX SCORES

## Official Basketball Box Score -- Game Totals -- Final Statistics Providence vs Kentucky 11/30/14 2:00 pm at Rupp Arena - Lexington, Ky.

Providence 38 • 6-1

#	Player		Total	3-Ptr	Rebounds			PF	TP	A	TO	Blk	Stl	Min	
			FG-FGA	FG-FGA	FT-FTA	Off	Def	Tot							
23	Henton, Ladontae	f	1-8	1-4	0-0	0	3	3	1	3	0	2	0	0	34
25	Harris, Tyler	f	3-6	0-1	4-6	2	4	6	2	10	0	0	0	0	32
33	Desrosiers, Carson	f	3-6	2-3	2-4	2	2	4	4	10	0	1	1	0	28
03	Dunn, Kris	g	1-7	0-0	4-4	3	3	6	1	6	3	10	0	1	29
24	Cartwright, Kyron	g	0-3	0-3	0-0	0	2	2	2	0	2	2	1	0	28
00	Bentli, Ben	g	1-5	0-0	0	1	1	2	1	2	0	0	0	0	24
13	Chukwu, Paschal	g	2-2	0-0	3-4	1	1	2	1	7	0	0	0	0	10
21	Lindsey, Jalen	g	0-2	0-1	0-0	1	1	2	1	0	0	1	1	0	13
32	Lomomba, Junior	g	0-0	0-0	0-0	0	0	0	0	0	1	0	0	0	2
Team						1	1	2				1			
Totals			11-39	3-12	13-18	11	18	29	13	38	5	18	3	1	200
FG % 1st Half:		7-15	46.7%	2nd half:	4-24	16.7%	Game:		11-39	28.2%			Deadball		
3FG % 1st Half:		2-6	33.3%	2nd half:	1-6	16.7%	Game:		3-12	25.0%			Rebounds		
FT % 1st Half:		6-8	75.0%	2nd half:	7-10	70.0%	Game:		13-18	72.2%			3.1		

Kentucky 58 • 7-0

#	Player	Total	3-Ptr	Rebounds			PF	TP	A	TO	Blk	Stl	Min	
		FG-FGA	FG-FGA	FT-FTA	Off	Def	Total							
12	Karl-Anthony Towns	f 4-7	0-0	3-7	2	4	6	4	11	0	2	0	0	20
15	Willie Cauley-Stein	f 5-9	0-0	1-2	3	3	6	0	11	1	1	0	2	25
22	Alex Poythress	f 3-5	0-0	0-0	1	2	3	2	6	1	0	1	2	22
02	Aaron Harrison	g 2-7	1-4	1-2	0	1	1	3	6	4	0	0	0	22
05	Andrew Harrison	g 3-6	0-1	0-0	0	1	1	2	6	4	1	1	4	20
00	Marcus Lee	0-2	0-0	1-2	2	1	3	3	1	0	0	2	0	15
01	Devin Booker	2-4	1-2	0-0	0	2	2	1	5	0	2	0	0	20
03	Tyler Ulis	3-6	0-0	0-0	3	0	3	0	6	1	0	1	3	20
41	Trey Lyles	0-3	0-0	0-0	2	3	5	1	0	1	1	1	1	18
44	Dakari Johnson	2-4	0-0	2-4	0	2	2	4	6	1	0	0	0	18
	Team				1	0	1							
Totals		24-53	2-7	8-17	14	19	33	20	58	13	7	5	12	200
FG % 1st Half: 10-24 41.7%		2nd half: 14-29 48.3%		Game: 24-53 45.3%		Deadball								
3FG % 1st Half: 0-3 0.0%		2nd half: 2-4 50.0%		Game: 2-7 28.6%		Rebounds								
FT % 1st Half: 6-10 60.0%		2nd half: 2-7 28.6%		Game: 8-17 47.1%		Rebounds								
						5								

Officials: Tony Greene, Mike Nance, Michael Roberts  
Technical fouls: Providence-None. Kentucky-None.  
Attendance: 23601

Score by periods	1st	2nd	Total
Providence	22	16	38
Kentucky	26	32	58

Last FG - PC 2nd-06:46, UK 2nd-00:48.  
Largest lead - PC by 4 1st-11:25, UK by 20 2nd-01:58.  
PC led for 10:12. UK led for 29:13. Game was tied for 00:17.

Points	In	Off	2nd	Fast	Bench
PC	12	2	9	0	9
UK	38	21	16	10	18

Score tied - 0 times.  
Lead changed - 2 times.

## Official Basketball Box Score -- Game Totals -- Final Statistics Texas vs Kentucky 12/05/14 7:00 pm at Rupp Arena - Lexington, Ky.

Texas 51 • 7-1

#	Player		Total	3-Ptr	Rebounds	Off	Def	Tot	PF	TP	A	TO	Blk	Stl	Min
10	Holmes, Jonathan	f	4-13	1-6	5-7	1	4	5	4	14	0	2	0	0	30
21	Lammert, Connor	f	2-5	1-4	0-1	4	5	9	1	5	2	1	0	1	34
55	Ridley, Cameron	c	0-2	0-0	1-2	0	2	2	5	0	5	0	0	0	16
02	Holland, DeMarcus	g	2-4	1-3	5-5	3	1	4	3	10	5	1	0	2	38
03	Felix, Javan	g	2-8	1-3	0-0	0	2	2	1	5	1	5	0	0	25
00	Yancy, Kendal	g	1-6	0-1	2-2	4	2	6	2	4	1	4	0	1	17
33	Barnett, Jordan	g	0-1	0-1	0-0	0	1	1	0	0	0	1	1	0	5
44	Ibeh, Prince	g	2-3	0-0	2-8	2	2	4	4	6	0	2	0	0	17
52	Turner, Myles	g	1-5	0-2	4-4	0	5	5	6	0	0	0	0	0	18
Team						2	2	4				1			
Totals			14-47	4-20	19-29	16	26	42	25	51	9	22	1	4	200
FG % 1st Half:		7-25	28.0%	2nd half:	7-22	31.8%	Game:		14-47	29.8%	Deadball				
3FG % 1st Half:		2-9	22.2%	2nd half:	2-11	18.2%	Game:		4-20	20.0%	Rebounds				
FT % 1st Half:		10-19	52.6%	2nd half:	9-10	90.0%	Game:		19-29	65.5%	5.3				

Kentucky 63 • 8-0

#	Player		Total	FG	FGA	FT	FTA	Rebounds	PF	TP	A	TO	Blk	Stl	Min
								Off Def Tot							
12	Karl-Anthony Towns	f	2-5	0-0	6-6	1	2	3	10	0	0	0	0	1	16
15	Willie Cauley-Stein	f	6-11	0-0	9-12	3	9	12	3	21	0	0	0	3	33
22	Alex Poythress	f	3-6	0-0	2-2	1	1	2	5	8	0	1	1	0	21
02	Aaron Harrison	g	1-9	0-4	0-0	0	1	1	2	2	2	2	0	0	28
05	Andrew Harrison	g	2-8	1-4	0-0	0	1	1	2	5	4	1	0	0	24
00	Marcus Lee	g	0-0	0-0	0-0	0	0	0	0	0	0	0	0	0	4
01	Devin Booker	g	0-5	0-3	0-0	0	0	0	0	2	0	1	0	0	22
03	Tyler Ulis	g	1-5	0-1	0-0	0	1	1	1	2	4	0	0	0	20
41	Trey Lyles	g	2-2	0-0	0-3	3	2	5	4	4	0	1	0	0	13
44	Dakari Johnson	g	4-5	0-0	3-9	4	2	6	4	11	2	2	0	1	19
	Team					0	0	0							
Totals			21-56	1-12	20-32	12	19	31	26	63	12	8	4	9	200
FG % 1st Half:		8-25	32.0%	2nd half:		13-31	41.9%	Game:		21-56	37.5%	Deadball			
3FG % 1st Half:		0-5	0.0%	2nd half:		1-7	14.3%	Game:		1-12	8.3%	Rebounds			
FT % 1st Half:		10-15	66.7%	2nd half:		10-17	58.8%	Game:		20-32	62.5%	6.3			

Officials: Doug Simons, Don Daily, Les Cassell  
Technical fouls: Texas-None. Kentucky-None.  
Attendance: 24340

Score by periods	1st	2nd	Total
Texas	26	25	51
Kentucky	26	37	63

Last FG - UT 2nd-02:23, UK 2nd-00:44.  
Largest lead - UT by 6 1st-05:17, UK by 16 2nd-11:20.  
UT led for 09:52. UK led for 24:11. Game was tied for 05:57.

Points	In	Off	2nd	Fast	Bench
UT	16	7	5	4	16
UK	28	19	10	16	17

Score tied - 7 times.  
Lead changed - 8 times.

## Official Basketball Box Score -- Game Totals -- Final Statistics Eastern Kentucky Univ. vs Kentucky 12/07/14 6:00 pm at Rupp Arena - Lexington, Ky.

Eastern Kentucky Univ. 49 • 4-3

#	Player	Total		3-Ptr		Rebounds				PF	TP	A	TO	Blk	Stl	Min
		FG-FGA	FG-FGA	FT-FTA	Off	Def	Total									
33	Muff, Deverin	f	1-4	0-0	0-0	4	1	5	3	2	0	2	0	1	1	16
02	Walden, Corey	g	4-11	0-5	4-5	2	2	4	1	12	2	2	0	1	1	32
05	McClone, Isaac	g	0-5	0-5	0-0	0	1	1	2	0	2	2	0	3	3	23
22	Kripp, Timmy	g	2-12	1-6	1-2	1	5	6	3	6	0	1	1	1	2	30
32	Powell, Ja'Mill	g	3-11	2-4	2-2	1	0	1	1	10	0	1	0	1	1	28
00	Jackson, Paul	g	0-2	0-1	0-1	1	0	1	1	0	2	0	0	0	0	4
03	Richardson, Denzel	g	8-11	3-3	0-0	1	1	2	1	19	0	0	0	0	0	24
04	Matthews, Tommy	g	0-0	0-0	0-0	1	0	1	0	0	0	0	0	0	0	4
11	Babb-Harrison, Jaylen	g	0-9	0-5	0-0	0	1	1	3	0	1	2	0	0	0	23
13	Norl, Daniel	g	0-1	0-0	0-0	0	0	0	2	0	0	1	0	0	0	6
23	Hood, Jonathan	g	0-3	0-1	0-0	1	2	3	0	0	1	0	0	1	0	10
Team						2	1	3				1				
Totals			18-69	6-30	7-10	14	14	28	17	49	8	12	1	8	8	200
FG % 1st Half:		6-35	17.1%	2nd half:	12-34	35.3%	Game:	18-69	26.1%	Deadball						
3FG % 1st Half:		2-17	11.8%	2nd half:	4-13	30.8%	Game:	2-20	10.0%	Rebounds						
FT % 1st Half:		0-0	0.0%	2nd half:	7-10	70.0%	Game:	7-10	70.0%	2.1						

## SEASON BOX SCORES

Official Basketball Box Score -- Game Totals -- Final Statistics  
North Carolina vs Kentucky  
12/13/14 7:00 pm at Rupp Arena - Lexington, Ky.

## North Carolina 70 • 6-3

#	Player	Total		3-Ptr		Rebounds			PF	TP	A TO Blk Stl				Min
		FG-FGA	FG-FGA	FT-FTA	FT-FTA	Off	Def	Tot			A	TO	Blk	Stl	
03	Meeks, Kennedy	f	4-8	0-0	2-2	4	0	4	2	10	1	0	1	0	22
11	Johnson, Brice	f	7-12	0-0	1-2	3	1	4	2	15	0	1	0	1	24
13	Tokoto, JP	f	3-8	1-1	1-2	3	3	6	3	8	1	6	0	0	26
05	Paige, Marcus	g	5-11	4-6	0-0	1	0	1	0	14	6	4	0	0	34
44	Jackson, Justin	g	2-6	0-2	0-0	1	0	1	4	4	2	2	0	0	18
00	Britt, Nate		1-6	0-2	2-2	1	3	4	3	4	2	1	0	0	17
01	Pinson, Theo		2-2	1-1	0-0	0	3	3	1	5	1	1	1	0	13
02	Berry, Joel		1-3	0-1	2-2	0	0	0	4	0	0	0	0	0	11
14	Hubert, Desmond		0-0	0-0	0-1	0	1	1	0	0	0	0	0	0	4
21	Simmons, Jackson		1-1	0-0	0-0	0	0	0	1	2	0	0	0	0	5
22	Hicks, Isaiah		1-1	0-0	0-0	0	1	1	4	2	0	1	0	0	12
42	James, Joel		0-2	0-0	2-2	0	1	1	2	2	0	1	0	0	13
45	White, Stilman		0-0	0-0	0-0	0	0	0	0	0	0	0	0	0	1
Team						5	0	5							
Totals			27-60	6-13	10-13	18	13	31	22	70	13	18	2	5	200

FG % 1st Half: 15-28 53.6% 2nd half: 12-32 37.5% Game: 27-60 45.0% Deadball Rebounds 3.1  
3FG % 1st Half: 1-3 33.3% 2nd half: 5-10 50.0% Game: 6-13 46.2%  
FT % 1st Half: 3-4 75.0% 2nd half: 7-9 77.8% Game: 10-13 76.9%

## Kentucky 84 • 11-0

#	Player	Total		3-Ptr		Rebounds			PF	TP	A TO Blk Stl				Min
		FG-FGA	FG-FGA	FT-FTA	FT-FTA	Off	Def	Tot			A	TO	Blk	Stl	
12	Karl-Anthony Towns	f	0-0	0-0	2-2	1	1	2	1	2	0	0	1	0	19
15	Willie Cauley-Stein	f	6-9	0-0	3-6	3	3	6	0	15	1	2	2	4	28
41	Trey Lyles	f	4-6	0-1	1-2	2	1	3	2	9	1	1	0	1	23
02	Aaron Harrison	g	5-9	3-7	1-2	0	1	1	2	14	1	2	0	1	26
05	Andrew Harrison	g	1-4	0-1	9-10	1	0	1	3	11	5	3	0	2	25
00	Marcus Lee		4-4	0-0	0-1	1	1	2	1	8	2	0	0	0	12
01	Devin Booker		5-8	3-3	2-2	0	0	0	3	15	1	2	0	0	22
03	Tyler Ulis		1-5	1-3	0-0	1	1	2	3	3	8	3	0	0	24
44	Dakari Johnson		1-3	0-0	5-6	1	4	5	2	7	0	1	2	3	21
Team						1	1	2							
Totals			27-48	7-15	23-31	11	13	24	17	84	19	15	5	12	200

FG % 1st Half: 15-27 55.6% 2nd half: 12-21 57.1% Game: 27-48 56.3% Deadball Rebounds 4.2  
3FG % 1st Half: 6-12 50.0% 2nd half: 1-3 33.3% Game: 7-15 46.7%  
FT % 1st Half: 13-17 76.5% 2nd half: 10-14 71.4% Game: 23-31 74.2%

Officials: Tony Greene, Pat Adams, Doug Shows  
Technical fouls: North Carolina-None. Kentucky-None.  
Attendance: 24406  
9th largest all-time UK home attendance.

Score by periods		1st	2nd	Total
North Carolina		34	36	70
Kentucky		49	35	84

Last FG - NC 2nd-01:07, UK 2nd-04:57.  
Largest lead - NC None, UK by 19 2nd-16:09.  
NC led for 00:00. UK led for 38:00. Game was tied for 01:56.

Points		In	Off	2nd	Fast
Paint		Paint	T/O	Chance	Break
NC		32	14	18	10
UK		32	24	14	12

Score tied - 2 times.  
Lead changed - 0 times.

Official Basketball Box Score -- Game Totals -- Final Statistics  
UCLA vs Kentucky  
12/20/14 2:30 pm at United Center (Chicago, IL)

## UCLA 44 • 8-4

#	Player	Total		3-Ptr		Rebounds			PF	TP	A TO Blk Stl				Min
		FG-FGA	FG-FGA	FT-FTA	FT-FTA	Off	Def	Tot			A	TO	Blk	Stl	
5	Looney, Kevon	f	4-14	0-1	1-2	3	6	9	3	9	1	1	2	1	35
23	Parker, Tony	c	1-10	0-0	0-2	3	2	5	2	2	0	2	1	3	25
10	Hamilton, Isaac	g	6-14	2-4	0-0	1	2	3	1	14	3	3	0	1	31
20	Alford, Bryce	g	5-11	3-6	0-0	0	1	1	1	13	1	2	0	0	37
4	Powell, Norman	g	1-13	0-5	0-0	1	6	7	1	2	3	4	0	0	31
0	Kazemi, Nick		0-1	0-0	0-0	1	0	1	0	0	0	0	0	0	2
1	Bail, Wanaah		0-1	0-0	0-0	1	2	3	1	0	0	0	0	0	8
13	Brown, David		1-1	0-0	0-0	0	0	0	0	2	0	0	0	0	1
14	Golsman, Gyorgy		0-2	0-0	0-0	0	0	0	0	0	0	0	0	0	3
2	Alford, Kory		0-0	0-0	0-0	0	1	1	0	0	0	1	0	0	2
21	Wulff, Alec		0-0	0-0	0-0	0	0	0	0	0	0	0	0	0	1
22	Allen, Noah		0-0	0-0	0-0	1	0	1	0	0	0	1	1	0	8
40	Welsh, Thomas		1-4	0-0	0-0	0	1	1	1	2	0	0	0	0	16
Team						9	1	10							
Totals			19-71	5-16	1-4	20	22	42	10	44	9	15	3	6	200

FG % 1st Half: 3-37 8.1% 2nd half: 16-34 47.1% Game: 19-71 26.8% Deadball Rebounds 1  
3FG % 1st Half: 0-9 0.0% 2nd half: 5-7 71.4% Game: 5-16 31.3%  
FT % 1st Half: 1-2 50.0% 2nd half: 0-2 0.0% Game: 1-4 25.0%

## Kentucky 83 • 12-0

#	Player	Total		3-Ptr		Rebounds			PF	TP	A TO Blk Stl				Min
		FG-FGA	FG-FGA	FT-FTA	FT-FTA	Off	Def	Tot			A	TO	Blk	Stl	
12	Karl-Anthony Towns	f	2-5	0-0	0-0	3	7	10	3	4	0	2	2	0	20
15	Willie Cauley-Stein	f	4-7	0-0	0-0	0	5	5	1	8	0	1	4	2	20
41	Trey Lyles	f	3-6	0-1	3-4	3	1	4	1	9	2	1	0	1	21
2	Aaron Harrison	g	6-11	3-8	0-0	0	2	2	1	15	3	0	0	3	23
5	Andrew Harrison	g	3-8	2-4	0-0	0	3	3	0	8	4	0	0	0	23
00	Marcus Lee		1-1	0-0	3-6	2	4	6	2	5	0	1	0	0	17
01	Devin Booker		7-10	5-6	0-0	0	1	1	2	19	0	0	0	0	16
24	EJ Florea		0-0	0-0	0-0	0	0	0	0	0	0	1	0	1	1
25	Dominique Hawkins		0-2	0-2	0-0	0	0	0	0	0	0	0	0	0	9
3	Tyler Ulis		3-5	1-1	0-0	3	4	7	1	7	6	1	0	0	18
32	Brian Long		0-0	0-0	0-0	0	0	0	0	0	0	0	0	0	1
25	Derek Willis		1-4	1-4	0-0	0	2	2	0	3	0	0	0	0	11
44	Dakari Johnson		2-5	0-0	1-2	0	4	4	2	5	6	1	4	1	20
Team						2	1	3							
Totals			32-64	12-26	7-12	13	34	47	13	83	25	12	13	8	200

FG % 1st Half: 16-35 45.7% 2nd half: 16-29 55.2% Game: 32-64 50.0% Deadball Rebounds 2  
3FG % 1st Half: 6-14 42.9% 2nd half: 6-12 50.0% Game: 12-26 46.2%  
FT % 1st Half: 3-4 75.0% 2nd half: 4-8 50.0% Game: 7-12 58.3%

Officials: Ed Corbett, Verne Harris, Karl Hess  
Technical fouls: UCLA-None. Kentucky-None.  
Attendance: 19726

Score by periods		1st	2nd	Total
UCLA		7	37	44
Kentucky		41	42	83

Last FG - UCLA 2nd-00:24, UK 2nd-02:21.  
Largest lead - UCLA None, UK by 44 2nd-09:15.  
UCLA led for 00:00. UK led for 39:46. Game was tied for 00:14.

Score tied - 0 times.  
Lead changed - 0 times.

Official Basketball Box Score -- Game Totals -- Final Statistics  
Kentucky vs LOUISVILLE  
12/27/14 2:05PM at KFC Yum! Center, Louisville, KY

## Kentucky 58 • 13-0

#	Player	Total		3-Ptr		Rebounds			PF	TP	A TO Blk Stl				Min
		FG-FGA	FG-FGA	FT-FTA	FT-FTA	Off	Def	Tot			A	TO	Blk	Stl	
12	Karl-Anthony Towns	f	3-7	0-0	4-5	5	4	9	2	10	0	4	0	0	26
15	Willie Cauley-Stein	f	2-5	0-0	1-2	2	4	6	4	5	0	0	0	3	23
41	Trey Lyles	f	3-6	0-0	0-0	3	6	9	3	6	4	2	0	1	30
02	Aaron Harrison	g	2-10	2-7	1-2	0	3	3	3	7	1	1	0	2	26
05	Andrew Harrison	g	1-6	1-1	0-0	1	2	3	3	3	4	6	0	0	20
00	Marcus Lee		1-1	0-0	0-0	2	1	3	0	2	0	1	3	0	10
01	Devin Booker		3-5	1-2	2-2	1	1	2	3	9	0	0	0	0	28
03	Tyler Ulis		5-8	2-4	2-3	0	1	1	1	14	2	0	0	0	26
44	Dakari Johnson		1-2	0-0	0-0	2	7	9	1	2	0	4	0	0	11
Team						1	0	1							
Totals			21-50	6-14	10-14	17	29	46	20	58	11	18	3	6	200

FG % 1st Half: 10-27 37.0% 2nd half: 11-23 47.8% Game: 21-50 42.0% Deadball Rebounds 1  
3FG % 1st Half: 2-6 33.3% 2nd half: 4-8 50.0% Game: 6-14 42.9%  
FT % 1st Half: 0-0 0.0% 2nd half: 10-14 71.4% Game: 10-14 71.4%

## LOUISVILLE 50 • 11-1

#	Player		Total		3-Ptr		Rebounds			PF	TP	A TO Blk Stl				Min
			FG-FGA	FG-FGA	FT-FTA	Off	Def	Tot	A			TO	Blk	Stl		
24	HARRELL, Montrezl	f	4-9	0-1	1-3	6	2	8	3	9	0	2	1	2	40	
25	BLACKSHEAR, Wayne	f	2-9	0-2	6-9	0	1	1	4	10	0	3	0	2	35	
32	ONUAKU, Chinanu	c	0-2	0-0	0-0	4	1	5	2	0	0	1	0	2	20	
00	ROZIER, Terry	g	5-18	1-5	4-4	2	6	8	1	15	0	0	0	2	37	
03	JONES, Chris	g	3-15	1-5	6-8	1	2	3	13	1	1	0	2	3	37	
02	SNIDER, Quentin		0-0	0-0	0-0	0	0	0	1	0	0	0	0	0	1	
12	MATHIANG, Mangok		0-3	0-0	0-0	3	2	5	2	0	0	2	1	0	20	
21	AARON, Shaquwan		1-2	1-1	0-0	0	1	1	0	3	0	0	0	0	10	
	Team					2	0	2	16							
Totals			15-58	3-14	17-24	18	25	33	6	50	1	9	2	10	200	

# SEASON BOX SCORES

## Official Basketball Box Score -- Game Totals -- Final Statistics Kentucky vs Texas A&M 01/10/15 12:00 PM at Reed Arena (College Station, TX)

### Kentucky 70 • 15-0, 2-0 SEC

#	Player	Total		3-Ptr		Rebounds		PF	TP	A	TO	Blk	Stl	Min
		FG-FGA	FT-FTA	FG-FGA	FT-FTA	Off	Def							
02	Aaron Harrison	* 4-20	2-13	2-2	0 7 7	5	12	1	2	0	3	37		
05	Andrew Harrison	* 2-10	1-4	4-8	0 1 1	1	9	5	1	0	1	33		
12	Karl-Anthony Towns	* 2-5	0-0	5-6	4 5 9	5	9	1	5	3	0	27		
15	Willie Cauley-Stein	* 1-4	0-0	2-2	4 2 6	5	4	0	2	3	0	26		
41	Trey Lyles	* 2-4	1-2	2-4	3 3 6	2	7	2	1	3	0	35		
00	Marcus Lee	0-0	0-0	0-0	1 1 2	2	0	0	0	0	0	12		
01	Devin Booker	5-11	4-7	4-5	0 3 3	3	18	1	0	0	1	35		
03	Tyler Ulis	1-5	1-2	0-0	0 1 1	2	3	3	0	0	1	28		
44	Dakari Johnson	1-5	0-0	6-8	1 8 9	1	8	0	1	1	0	17		
Team					3 6 9									
Totals		18-64	9-28	25-35	16 37 53	26	70	13	12	10	6	250		

FG % 1st Half: 9-30 30.0% 2nd half: 5-24 20.8% OT: 4-10 40.0% Game: 18-64 28.1% Deadball Rebounds 3.1  
3FG % 1st Half: 6-13 46.2% 2nd half: 2-11 18.2% OT: 1-4 25.0% Game: 9-28 32.1%  
FT % 1st Half: 1-4 25.0% 2nd half: 16-20 80.0% OT: 8-11 72.7% Game: 25-35 71.4%

### Texas A&M 64 • 9-5, 0-2 SEC

#	Player	Total		3-Ptr		Rebounds		PF	TP	A	TO	Blk	Stl	Min
		FG-FGA	FT-FTA	FG-FGA	FT-FTA	Off	Def							
05	Green, Jordan	* 0-1	0-0	0-0	0 1 1	1	0	1	0	1	0	11		
14	Roberson, Kourtney	* 5-13	0-0	1-3	2 6 8	5	11	1	0	0	0	32		
21	Caruso, Alex	* 3-9	0-1	1-2	1 9 10	2	7	3	3	0	2	43		
23	House, Danuel	* 8-20	2-7	7-11	2 7 9	3	25	0	1	0	0	50		
24	Space, Antwan	* 0-5	0-4	3-5	2 4 6	3	3	0	1	3	0	32		
03	Robinson, Alex	5-12	0-1	0-1	1 1 2	4	10	2	2	0	1	36		
04	Miller, Tavaris	0-3	0-0	2-6	3 3 6	2	2	0	2	1	0	22		
10	Trocha-Morelos, Tonny	1-1	0-0	0-0	1 0 1	3	2	0	2	0	0	9		
22	Allen, Peyton	1-3	0-2	2-2	0 1 1	0	4	0	1	0	0	10		
45	Johns, Dylan	0-2	0-0	0-0	0 0 0	0	0	0	0	1	0	5		
Team					6 2 8									
Totals		23-69	2-15	16-30	18 34 52	23	64	7	12	6	3	250		

FG % 1st Half: 13-29 44.8% 2nd half: 8-28 28.6% OT: 2-12 16.7% Game: 23-69 33.3% Deadball Rebounds 5  
3FG % 1st Half: 2-5 40.0% 2nd half: 0-4 0.0% OT: 0-4 0.0% Game: 2-15 13.3%  
FT % 1st Half: 0-3 0.0% 2nd half: 9-16 56.3% OT: 7-11 63.6% Game: 16-30 53.3%

Officials: Tony Greene, Tony Henderson, Brian Shey  
Technical fouls: Kentucky-None. Texas A&M-None.  
Attendance: 10411

Score by periods	1st	2nd	OT	OT2	Total
Kentucky	25	28	4	13	70
Texas A&M	28	25	4	7	64

Points	In	Off	2nd	Fast	Bench
UK	14	16	15	9	29
TAMU	38	8	14	12	18

Score tied - 10 times.  
Lead changed - 5 times.

Last FG - UK OT2-01:26, TAMU OT2-03:31.  
Largest lead - UK by 7 2nd-06:30, TAMU by 11 1st-05:35.  
UK led for 18:13. TAMU led for 25:24. Game was tied for 06:08.

## Official Basketball Box Score -- Game Totals -- Final Statistics Missouri vs Kentucky 01/13/15 9:00 pm at Rupp Arena - Lexington, Ky.

### Missouri 37 • 7-9, 1-2

#	Player	Total		3-Ptr		Rebounds		PF	TP	A	TO	Blk	Stl	Min
		FG-FGA	FT-FGA	FG-FGA	FT-FGA	Off	Def							
03	Williams, Johnathan	f 1-13	0-2	1-4	1 1 2	3	3	0	3	0	0	21		
23	Gant, Jakeean	f 3-5	0-1	0-0	3 0 3	1	6	0	2	0	1	24		
12	Wright, Namon	g 2-6	0-2	0-0	0 0 0	2	4	0	0	0	0	20		
14	Shamburger, Keith	g 1-6	0-3	2-2	1 2 3	2	4	4	0	0	2	33		
15	Clark, Wes	g 4-14	1-6	1-2	0 5 5	3	10	1	1	0	0	27		
04	Isabell, Tramaine	0-4	0-3	0-0	1 1 2	0	3	2	2	0	0	24		
05	Allen, D'Angelo	0-3	0-1	0-0	0 3 3	0	1	0	0	1	0	25		
42	Barnard, Hayden	0-0	0-0	0-0	0 0 0	0	0	0	0	0	0	1		
44	Rosburg, Ryan	0-0	0-0	0-0	1 0 1	0	0	0	2	0	0	4		
45	Post, Keonau	5-8	0-0	0-0	3 3 6	4	10	0	0	0	0	21		
Team					2 0 2									
Totals		16-59	1-18	4-8	12 15 27	20	37	9	11	0	6	200		

FG % 1st Half: 9-29 31.0% 2nd half: 7-30 23.3% Game: 16-59 27.1% Deadball Rebounds 3.1  
3FG % 1st Half: 0-5 0.0% 2nd half: 1-13 7.7% Game: 1-18 5.6%  
FT % 1st Half: 0-0 0.0% 2nd half: 4-8 50.0% Game: 4-8 50.0%

### Kentucky 86 • 16-0, 3-0

#	Player	Total		3-Ptr		Rebounds		PF	TP	A	TO	Blk	Stl	Min
		FG-FGA	FT-FGA	FG-FGA	FT-FGA	Off	Def							
12	Karl-Anthony Towns	f 3-5	0-1	6-7	3 7 10	3	12	1	1	5	1	19		
15	Willie Cauley-Stein	f 4-7	0-0	5-6	1 4 5	0	13	1	1	2	0	23		
02	Aaron Harrison	g 5-8	5-7	1-2	1 1 2	0	16	1	0	0	0	20		
05	Andrew Harrison	g 1-5	0-2	6-7	1 2 3	2	8	3	1	0	0	20		
25	Dominique Hawkins	g 2-5	0-3	2-2	1 0 1	1	6	3	1	1	2	20		
00	Marcus Lee	1-3	0-0	0-0	4 2 6	0	2	0	0	0	0	15		
01	Devin Booker	2-2	1-1	2-2	0 1 1	2	7	1	0	0	0	18		
03	Tyler Ulis	2-5	1-2	0-0	0 2 2	0	5	3	1	0	1	18		
13	Sam Malone	0-0	0-0	0-0	0 0 0	0	0	0	0	0	0	2		
21	Tod Lanter	0-0	0-0	0-0	0 0 0	0	0	0	0	0	0	2		
24	EJ Floreal	0-0	0-0	0-0	0 0 0	1	0	0	1	0	0	2		
32	Brian Long	0-0	0-0	0-0	0 0 0	0	0	0	0	0	0	2		
35	Derek Willis	1-1	1-1	0-0	0 1 1	0	3	0	0	0	0	2		
41	Trey Lyles	3-8	0-1	0-0	2 3 5	0	6	0	0	0	0	18		
44	Dakari Johnson	3-7	0-0	2-4	3 4 7	1	8	0	2	0	0	19		
Team					0 3 3									
Totals		27-56	8-18	24-30	16 30 46	10	86	13	8	8	5	200		

FG % 1st Half: 14-28 50.0% 2nd half: 13-28 46.4% Game: 27-56 48.2% Deadball Rebounds 3.2  
3FG % 1st Half: 4-9 44.4% 2nd half: 4-9 44.4% Game: 1-18 5.6%  
FT % 1st Half: 12-17 70.6% 2nd half: 12-13 92.3% Game: 24-30 80.0%

Officials: Antonio Petty, Keith Kimble, Kevin Fehr  
Technical fouls: Missouri-None. Kentucky-None.  
Attendance: 24248

Score by periods	1st	2nd	Total
Missouri	18	19	37
Kentucky	44	42	86

Points	In	Off	2nd	Fast	Bench
MU	22	4	8	6	10
UK	28	9	25	2	31

Last FG - MU 2nd-01:03, UK 2nd-00:45.  
Largest lead - MU None, UK by 49 2nd-00:45.  
MU led for 00:00. UK led for 39:20. Game was tied for 00:40.

Score tied - 2 times.  
Lead changed - 0 times.

## Official Basketball Box Score -- Game Totals -- Final Statistics Kentucky vs Alabama 1/17/15 3 p.m. at Tuscaloosa, Ala. (Coleman Coliseum)

### Kentucky 70 • 17-0, 4-0

#	Player	Total		3-Ptr		Rebounds		PF	TP	A	TO	Blk	Stl	Min
		FG-FGA	FT-FGA	FG-FGA	FT-FGA	Off	Def							
12	Karl-Anthony Towns	f 2-6	0-0	2-2	2 1 3	4	6	2	0	0	0	14		
15	Willie Cauley-Stein	f 3-4	0-0	3-4	1 4 5	0	9	0	1	2	0	26		
41	Trey Lyles	f 3-5	0-0	2-2	1 4 5	1	8	0	0	0	0	26		
02	Aaron Harrison	g 2-4	1-3	0-0	1 2 3	1	5	1	2	0	0	23		
05	Andrew Harrison	g 1-4	1-3	2-2	0 2 2	0	5	3	2	0	3	25		
00	Marcus Lee	1-2	0-0	0-0	1 1 2	2	2	1	0	1	0	12		
01	Devin Booker	4-7	3-6	2-2	0 2 2	0	13	3	1	0	0	21		
03	Tyler Ulis	3-5	3-4	2-2	0 0 0	2	11	2	1	0	1	21		
13	Sam Malone	0-0	0-0	0-0	0 0 0	0	0	0	0	0	0	1		
21	Tod Lanter	0-0	0-0	0-0	0 0 0	0	0	0	0	0	0	1		
24	EJ Floreal	0-0	0-0	0-0	0 0 0	1	0	0	0	0	0	1		
32	Brian Long	0-0	0-0	0-0	0 0 0	0	0	0	0	0	0	1		
35	Derek Willis	0-2	0-1	0-0	0 1 1	2	0	0	2	0	1	5		
44	Dakari Johnson	4-7	0-0	3-4	2 3 5	0	11	2	0	0	0	23		
Team					2 0 2									
Totals		23-46	8-17	16-18	11 19 30	13	70	14	10	3	5	200		

FG % 1st Half: 12-23 52.2% 2nd half: 11-23 47.8% Game: 23-46 50.0% Deadball Rebounds 1  
3FG % 1st Half: 4-10 40.0% 2nd half: 4-7 57.1% Game: 8-17 47.1%  
FT % 1st Half: 7-8 87.5% 2nd half: 9-10 90.0% Game: 16-18 88.9%

### Alabama 48 • 12-5, 2-2

#	Player		Total		3-Ptr		Rebounds		PF	TP	A	TO	Blk	Stl	Min
			FG-FGA	FT-FGA	FG-FGA	FT-FGA	Off	Def							
03	Kessens, Michael	f	2-4	0-0	0-0	1	3	4	4	4	0	5	1	0	29
10	Taylor, Jimmie	f	1-1	0-0	1-4	0	3	3	4	3	0	0	2	0	22
20	Randolph, Levi	g	6-9	0-2	1-2	0	1	1	2	0	0	4	4	1	34
31	Cooper, Rodney	g	4-8	2-3	0-0	0	2	2	2	10	1	1	0	10	30
32	Obasohan, Retin	g	1-3	0-1	0-0	0	1	1	2	2	0	2	0	0	16
01	Norris, Riley		2-3	1-2	1-1	2	0	2	2	2	6	1	1	0	18
02	Tarrant, Ricky		2-7	1-5	0-0	0	2	2	3	5	1	2	0	1	26
05	Coleman, Justin		0-2	0-1	0-0	0	0	0	0	0	0	0	0	0	0
11	Hale, Shannon		2-8	1-4	0-0	3	3	0	5	0	0	0	0	0	0
35	Slaughter, Dakota		0-0	0-0	0-0	0	0	0	0	0	0	0	0	0	0+
	Team					2	0	2							
	Totals		20-45	5-18	3-7	8	13	21	19	48	4	15	4	4	200



# SEASON BOX SCORES

## Official Basketball Box Score -- Game Totals -- Final Statistics Kentucky vs South Carolina 1/24/14 12 p.m. ET at Columbia, S.C. (Colonial Life Arena)

### Kentucky 58 • 19-0, 6-0 SEC

#	Player	Total		3-Ptr		Rebounds			PF	TP	A TO Blk Stl				Min
		FG-FGA	FG-FGA	FT-FTA	Off Def Tot										
12	Karl-Anthony Towns	f	2-3	0-0	0-2	0	1	1	2	4	0	0	2	0	12
15	Willie Cauley-Stein	f	1-1	0-0	0-0	0	4	4	3	2	1	0	1	2	20
41	Trey Lyles	f	2-3	0-0	3-4	1	1	2	1	7	1	3	0	1	22
02	Aaron Harrison	g	4-11	1-4	4-6	0	4	4	3	13	0	0	1	3	34
05	Andrew Harrison	g	1-5	0-0	2-3	0	1	1	1	4	2	2	0	0	27
00	Marcus Lee	g	0-0	0-0	1-2	0	2	2	3	1	0	1	4	0	13
01	Devin Booker	g	6-9	2-4	4-4	0	1	1	2	18	0	0	0	0	26
03	Tyler Ulis	g	1-4	0-1	4-4	0	3	3	1	6	6	1	0	1	20
44	Dakari Johnson	g	1-3	0-0	1-2	1	5	6	1	3	0	1	1	1	26
Team					1	3	4								
Totals			18-39		3-9	19-27	3	25	28	17	58	10	8	9	200

FG % 1st Half: 12-25 48.0% 2nd half: 6-14 42.9% Game: 18-39 46.2% Deadball Rebounds 4.1  
3FG % 1st Half: 2-6 33.3% 2nd half: 1-3 33.3% Game: 3-9 33.3%  
FT % 1st Half: 8-15 53.3% 2nd half: 11-12 91.7% Game: 19-27 70.4%

### South Carolina 43 • 10-8, 1-5 SEC

#	Player	Total		3-Ptr		Rebounds			PF	TP	A TO Blk Stl				Min
		FG-FGA	FG-FGA	FT-FTA	Off Def Tot										
21	HENRY, Demetrius	f	1-4	0-0	1-2	3	3	6	3	3	0	3	1	2	24
24	CARRERA, Michael	f	2-8	0-1	3-4	5	4	9	3	7	0	2	0	0	22
00	THORNWELL, Sindarius	g	3-11	2-4	6-8	1	6	7	3	14	2	3	0	0	37
04	JOHNSON, Tyrone	g	2-8	0-1	1-1	0	1	1	1	5	1	0	0	0	26
10	NOTICE, Duane	g	0-5	0-0	2-2	1	1	2	2	2	0	1	0	0	19
01	STROMAN, Marcus	g	1-7	0-1	3-4	1	1	2	2	5	2	1	1	1	26
14	CHATKEVICIUS, L.	g	1-4	0-1	0-0	0	2	2	3	2	0	1	0	0	15
20	CKTIE, Justin	g	1-2	1-1	0-0	1	1	2	2	3	0	0	0	0	14
25	KACINAS, Mindaugas	g	1-4	0-1	0-0	2	1	3	1	2	0	0	0	0	17
Team					4	2	6				1				
Totals			12-53		3-10	16-21	18	22	40	20	43	5	12	2	200

FG % 1st Half: 8-30 26.7% 2nd half: 4-23 17.4% Game: 12-53 22.6% Deadball Rebounds 2  
3FG % 1st Half: 1-3 33.3% 2nd half: 2-7 28.6% Game: 3-10 30.0%  
FT % 1st Half: 7-9 77.8% 2nd half: 9-12 75.0% Game: 16-21 76.2%

Officials: Tony Greene, Jim Burr, Ron Groover  
Technical fouls: Kentucky-None. South Carolina-None.  
Attendance: 18000

Score by periods	1st	2nd	Total
Kentucky	34	24	58
South Carolina	24	19	43

Last FG - UK 2nd-01:16, SC 2nd-00:16.  
Largest lead - UK by 18 2nd-01:16, SC by 2 1st-19:37.  
UK led for 34:51. SC led for 04:02. Game was tied for 01:02.

Points	In Paint	Off T/O	2nd Chance	Fast Break	Bench
UK	24	21	4	12	28
SC	14	6	13	2	12

Score tied - 3 times.  
Lead changed - 5 times.

## Official Basketball Box Score -- Game Totals -- Final Statistics Kentucky vs Mizzou 1/29/15 8:05 p.m. at Columbia, Mo. (Mizzou Arena)

### Kentucky 69 • 20-0, 7-0

#	Player	Total		3-Ptr		Rebounds			PF	TP	A TO Blk Stl				Min
		FG-FGA	FG-FGA	FT-FTA	Off Def Tot										
12	Karl-Anthony Towns	f	3-8	0-0	1-2	1	1	2	5	7	0	1	1	1	19
15	Willie Cauley-Stein	f	1-1	0-0	0-4	1	2	3	0	2	0	2	0	0	23
02	Aaron Harrison	g	3-7	1-3	4-4	0	3	3	2	11	2	0	0	3	25
05	Andrew Harrison	g	3-4	0-1	9-11	0	3	3	2	15	3	2	0	3	25
25	Dominique Hawkins	g	1-1	1-1	1-2	0	3	3	2	4	0	1	0	0	10
00	Marcus Lee	g	1-1	0-0	0-0	0	0	0	5	2	0	0	0	0	12
01	Devin Booker	g	3-7	0-1	3-3	0	1	1	3	9	0	4	0	0	22
03	Tyler Ulis	g	2-4	0-1	2-2	0	2	2	1	6	2	2	0	0	20
35	Derek Willis	g	0-0	0-0	0-0	1	0	1	0	0	0	1	0	0	2
41	Trey Lyles	g	1-5	0-0	3-4	3	2	5	2	5	1	0	0	0	21
44	Dakari Johnson	g	2-6	0-0	4-5	3	4	7	1	8	0	1	0	0	21
Team					2	2	4								
Totals			20-44		2-7	27-37	11	23	34	23	69	8	14	1	200

FG % 1st Half: 13-24 54.2% 2nd half: 7-20 35.0% Game: 20-44 45.5% Deadball Rebounds 3  
3FG % 1st Half: 1-4 25.0% 2nd half: 1-3 33.3% Game: 2-7 28.6%  
FT % 1st Half: 7-10 70.0% 2nd half: 20-27 74.1% Game: 27-37 73.0%

### Mizzou 53 • 7-13, 1-6

#	Player	Total		3-Ptr		Rebounds			PF	TP	A TO Blk Stl				Min
		FG-FGA	FG-FGA	FT-FTA	Off Def Tot										
03	Williams III, Johnat	f	3-9	1-4	3-6	1	4	5	3	10	0	2	1	0	28
45	Post, Keanau	f	1-1	0-0	0-1	1	1	2	5	2	1	0	1	0	12
12	Wright, Namon	g	1-3	0-1	0-0	1	2	3	5	2	0	2	0	0	12
14	Shamburger, Keith	g	1-2	0-1	3-4	0	1	1	3	5	4	0	0	4	33
15	Clark, Wes	g	7-16	3-7	2-2	0	4	4	0	19	4	2	0	3	35
02	Bello, Deuce	g	0-1	0-0	1-2	0	1	1	3	1	0	0	1	0	15
04	Isabell, Tramaime	g	0-3	0-1	0-0	0	2	2	3	0	1	2	0	1	16
05	Allien, D'Angelo	g	0-1	0-0	0-0	0	1	1	0	0	0	0	0	0	6
13	Gill-Caesar, Montagu	g	0-1	0-1	0-0	0	1	1	5	0	1	4	0	1	9
23	Gant, Jakeenan	g	2-3	0-1	2-3	1	1	2	1	6	0	2	0	1	9
44	Rosburg, Ryan	g	3-3	0-0	2-2	1	0	1	2	8	0	0	0	0	25
Team					1	2	3				1				
Totals			18-43		4-16	13-20	6	20	26	31	53	11	15	3	200

FG % 1st Half: 10-22 45.5% 2nd half: 8-21 38.1% Game: 18-43 41.9% Deadball Rebounds 3  
3FG % 1st Half: 3-11 27.3% 2nd half: 1-5 20.0% Game: 4-16 25.0%  
FT % 1st Half: 2-3 66.7% 2nd half: 11-17 64.7% Game: 13-20 65.0%

Officials: Doug Simmons, Lee Cassell, Darron George  
Technical fouls: Kentucky-Marcus Lee. Mizzou-Williams III, Johnat.  
Attendance: 13034

Score by periods	1st	2nd	Total
Kentucky	34	35	69
Mizzou	25	28	53

Last FG - UK 2nd-00:10, MU-M 2nd-00:36.  
Largest lead - UK by 20 2nd-08:20, MU-M by 1 1st-09:34.  
UK led for 38:34. MU-M led for 00:59. Game was tied for 00:27.

Points	In Paint	Off T/O	2nd Chance	Fast Break	Bench
UK	28	20	4	8	30
MU-M	20	16	4	4	15

Score tied - 2 times.  
Lead changed - 6 times.

## Official Basketball Box Score -- Game Totals -- Final Statistics Alabama vs Kentucky 01/31/15 7:00pm at Rupp Arena - Lexington, Ky.

### Alabama 55 • 13-8, 3-5

#	Player	Total		3-Ptr		Rebounds			PF	TP	A TO Blk Stl				Min
		FG-FGA	FG-FGA	FT-FTA	Off Def Tot										
10	Taylor, Jimmie	f	3-3	0-0	2-4	2	2	4	3	8	0	2	0	0	26
11	Hale, Shannon	f	4-7	1-4	4-5	2	0	2	3	13	0	2	1	0	29
20	Randolph, Levi	g	5-10	1-4	1-3	0	3	3	1	12	2	0	0	2	34
21	Cooper, Rodney	g	1-3	1-3	0-0	1	2	3	4	3	0	2	0	0	24
32	Obasohan, Retin	g	2-6	1-1	6-9	1	0	1	2	11	0	1	0	0	32
01	Norris, Riley	g	0-3	0-2	2-2	1	0	1	2	2	0	2	0	0	17
03	Kessens, Michael	g	1-2	0-1	0-0	1	4	5	2	2	0	3	0	0	18
05	Coleman, Justin	g	1-3	0-1	2-2	0	1	1	2	4	2	1	0	0	20
Team					0	6	6								
Totals			17-37		4-16	17-25	8	18	26	19	55	4	13	1	200

FG % 1st Half: 8-18 44.4% 2nd half: 9-19 47.4% Game: 17-37 45.9% Deadball Rebounds 4  
3FG % 1st Half: 1-6 16.7% 2nd half: 3-10 30.0% Game: 4-16 25.0%  
FT % 1st Half: 7-10 70.0% 2nd half: 10-15 66.7% Game: 17-25 68.0%

### Kentucky 70 • 21-0, 8-0

#	Player	Total			3-Ptr			Rebounds			PF	TP	A				Min
		FG	FGA	FG%	FT	FTA	FT%	Off	Def	Tot			To	Bk	Stl		
12	Karl-Anthony Towns	f	4-4	0-0	4-4	0	1	1	5	12	1	0	0	1	15		
15	Willie Cauley-Stein	f	4-4	0-0	4-6	1	3	4	12	1	1	0	0	2	28		
02	Aaron Harrison	g	4-11	2-6	0-1	0	2	2	1	10	2	0	0	2	32		
05	Andrew Harrison	g	1-3	1-2	2-2	0	2	2	2	5	2	2	0	1	28		
25	Dominique Hawkins	g	0-1	0-1	0-0	0	1	1	1	0	1	0	0	0	9		
00	Marcus Lee	g	4-5	0-0	0-0	3	2	5	2	8	0	0	0	0	17		
01	Devin Booker	g	4-6	3-4	0-0	0	2	2	1	11	1	0	0	0	23		
03	Tyler Ulis	g	2-4	1-2	1-2	0	1	1	2	6	4	1	0	0	28		
44	Dakari Johnson	g	1-3	0-0	4-8	0	1	1	4	6	2	1	1	1	20		
	Team						1	1	2								
Totals			24-41	7-15	15-23	5	16	21	22	70	14	5	1	5	200		
FG % 1st Half: 13-23 56.5% 2nd half: 11-18 61.1% Game: 24-41 58.5% Deadrab																	
3FG % 1st Half: 3-9 33.3% 2nd half: 4-6 66.7% Game: 15-15 46.7% Rebound																	
FT % 1st Half: 8-11 72.7% 2nd half: 7-12 58.3% Game: 15-23 65.2%																	



2014-15 Kentucky Men's Basketball  
Kentucky Combined Team Statistics (as of Feb 03, 2015)  
All games



Overall record: 22-0 Conf: 9-0 Home: 15-0 Away: 5-0 Neutral: 2-0

#	Player	gp-gs	min	avg	Total		3-Point		F-Throw		Rebounds				pf	dq	a	to	blk	stl	pts	avg
					fg-fga	fg%	3fg-fga	3fg%	ft-fa	ft%	off	def	tot	avg								
02	Aaron Harrison	22-22	572	26.0	82-221	.371	37-118	.314	41-55	.745	7	49	56	2.5	34	1	38	18	2	30	242	11.0
01	Devin Booker	21-0	442	21.0	75-148	.507	40-83	.482	33-40	.825	6	22	28	1.3	32	0	27	19	1	11	223	10.6
15	Willie Cauley-Stein	22-22	555	25.2	76-129	.589	0-0	.000	40-66	.606	47	93	140	6.4	43	2	17	24	36	33	192	8.7
12	Karl-Anthony Towns	22-22	432	19.6	66-129	.512	2-7	.286	53-70	.757	45	90	135	6.1	62	4	22	28	51	9	187	8.5
05	Andrew Harrison	22-22	537	24.4	49-136	.360	17-49	.347	66-86	.767	8	34	42	1.9	40	0	88	44	3	25	181	8.2
44	Dakari Johnson	22-0	409	18.6	54-104	.519	0-0	.000	65-109	.596	48	74	122	5.5	34	0	23	26	21	11	173	7.9
41	Trey Lyles	20-7	434	21.7	55-118	.466	4-24	.167	35-53	.660	35	70	105	5.3	34	0	28	25	9	11	149	7.5
03	Tyler Ulis	20-0	428	21.4	39-86	.453	21-44	.477	17-20	.850	9	25	34	1.7	26	0	72	20	1	19	116	5.8
22	Alex Poythress	8-8	162	20.3	16-42	.381	0-7	.000	12-14	.857	12	18	30	3.8	17	1	2	8	12	4	44	5.5
00	Marcus Lee	22-0	279	12.7	29-47	.617	0-0	.000	7-21	.333	35	34	69	3.1	42	1	5	12	20	2	65	3.0
35	Derek Willis	10-0	61	6.1	7-17	.412	5-14	.357	6-6	1.000	5	7	12	1.2	3	0	2	6	3	2	25	2.5
25	Dominique Hawkins	13-7	130	10.0	9-27	.333	4-15	.267	4-8	.500	2	10	12	0.9	12	0	12	5	1	4	26	2.0
13	Sam Malone	4-0	7	1.8	0-1	.000	0-0	.000	1-2	.500	1	2	3	0.8	0	0	0	1	0	0	1	0.3
24	EJ Floreal	6-0	12	2.0	0-1	.000	0-0	.000	1-2	.500	0	0	0	0.0	2	0	0	2	0	1	1	0.2
32	Brian Long	6-0	11	1.8	0-2	.000	0-2	.000	0-0	.000	0	0	0	0.0	0	0	0	0	0	1	0	0.0
21	Tod Lanter	4-0	4	1.0	0-0	.000	0-0	.000	0-0	.000	0	0	0	0.0	0	0	0	0	0	0	0	0.0
Team											30	30	60					2				
Total.....		22	4475		557-1208	.461	130-363	.358	381-552	.690	290	558	848	38.5	381	9	336	240	160	163	1625	73.9
Opponents.....		22	4475		389-1182	.329	104-382	.272	241-365	.660	277	423	700	31.8	451	-	158	340	52	110	1123	51.0

TEAM STATISTICS	UK	OPP
SCORING	1625	1123
Points per game	73.9	51.0
Scoring margin	+22.8	-
FIELD GOALS-ATT	557-1208	389-1182
Field goal pct	.461	.329
3 POINT FG-ATT	130-363	104-382
3-point FG pct	.358	.272
3-pt FG made per game	5.9	4.7
FREE THROWS-ATT	381-552	241-365
Free throw pct	.690	.660
F-Throws made per game	17.3	11.0
REBOUNDS	848	700
Rebounds per game	38.5	31.8
Rebounding margin	+6.7	-
ASSISTS	336	158
Assists per game	15.3	7.2
TURNOVERS	240	340
Turnovers per game	10.9	15.5
Turnover margin	+4.5	-
Assist/turnover ratio	1.4	0.5
STEALS	163	110
Steals per game	7.4	5.0
BLOCKS	160	52
Blocks per game	7.3	2.4
ATTENDANCE	351322	118672
Home games-Avg/Game	15-23421	5-15928
Neutral site-Avg/Game	-	2-19516

Date	Opponent		Score	Att.
11/14/14	GRAND CANYON	w	85-45	22533
11/16/14	BUFFALO	w	71-52	22175
11/18/14	vs Kansas	w	72-40	19306
11/21/14	BOSTON	w	89-65	22485
11/23/14	MONTANA STATE UNIVER	w	86-28	22384
11/25/14	UT ARLINGTON	w	92-44	22639
11/30/14	PROVIDENCE	w	58-38	23601
12/05/14	TEXAS	w	63-51	24340
12/07/14	EASTERN KENTUCKY UNIV.	w	82-49	23268
12/10/14	COLUMBIA	w	56-46	22112
12/13/14	NORTH CAROLINA	w	84-70	24406
12/20/14	vs UCLA	w	83-44	19726
12/27/14	at LOUISVILLE	w	58-50	22812
* 01/06/15	OLE MISS	Wot	89-86	24275
* 01/10/15	at Texas A&M	Wo2	70-64	10411
* 01/13/15	MISSOURI	w	86-37	24248
* 1/17/15	at Alabama	w	70-48	15383
* 01/20/15	VANDERBILT	w	65-57	24249
* 1/24/14	at South Carolina	w	58-43	18000
* 1/29/15	at Mizzou	w	69-53	13034
* 01/31/15	ALABAMA	w	70-55	24351
* 02/03/15	GEORGIA	w	69-58	24256

\* - Conference game

Score by Periods	1st	2nd	OT	OT2	Totals
Kentucky	796	800	16	13	1625
Opponents	513	590	13	7	1123



2014-15 Kentucky Men's Basketball  
Kentucky Combined Team Statistics (as of Feb 03, 2015)  
Last Five Games



RECORD:	OVERALL	HOME	AWAY	NEUTRAL
ALL GAMES	5-0	3-0	2-0	0-0
CONFERENCE	5-0	3-0	2-0	0-0
NON-CONFERENCE	0-0	0-0	0-0	0-0

#	Player	gp-gs	min	avg	Total		3-Point		F-Throw		Rebounds				pf	dq	a	to	blk	stl	pts	avg
					fg-fga	fg%	3fg-fga	3fg%	ft-fa	ft%	off	def	tot	avg								
01	Devin Booker	5-0	120	24.0	19-37	.514	6-16	.375	9-12	.750	0	6	6	1.2	7	0	6	5	0	0	53	10.6
05	Andrew Harrison	5-5	136	27.2	14-31	.452	4-9	.444	20-25	.800	0	7	7	1.4	8	0	18	10	0	5	52	10.4
02	Aaron Harrison	5-5	142	28.4	15-40	.375	6-20	.300	13-17	.765	1	12	13	2.6	7	0	6	2	1	10	49	9.8
12	Karl-Anthony Towns	5-5	95	19.0	16-30	.533	0-0	.000	10-13	.769	4	17	21	4.2	19	2	4	3	12	3	42	8.4
03	Tyler Ulis	5-0	119	23.8	8-19	.421	4-9	.444	11-13	.846	0	6	6	1.2	6	0	16	5	0	3	31	6.2
44	Dakari Johnson	5-0	98	19.6	8-22	.364	0-0	.000	14-23	.609	8	11	19	3.8	8	0	3	5	3	3	30	6.0
41	Trey Lyles	3-1	63	21.0	5-13	.385	0-0	.000	7-12	.583	4	6	10	3.3	6	0	3	5	0	1	17	5.7
15	Willie Cauley-Stein	5-5	129	25.8	11-17	.647	0-0	.000	6-12	.500	6	20	26	5.2	13	0	4	6	3	6	28	5.6
00	Marcus Lee	5-0	61	12.2	8-10	.800	0-0	.000	3-6	.500	6	8	14	2.8	15	1	0	2	6	1	19	3.8
25	Dominique Hawkins	4-4	35	8.8	3-6	.500	3-5	.600	1-3	.333	0	4	4	1.0	3	0	1	3	0	1	10	2.5
35	Derek Willis	1-0	2	2.0	0-0	.000	0-0	.000	0-0	.000	1	0	1	1.0	0	0	0	1	0	0	0	0.0
Team											4	9	13									
Total.....		5	1000		107-225	.476	23-59	.390	94-136	.691	34	106	140	28.0	92	3	61	47	25	33	331	66.2
Opponents.....		5	1000		88-232	.379	23-74	.311	67-101	.663	50	108	158	31.6	105	-	41	72	11	24	266	53.2

TEAM STATISTICS	UK	OPP
SCORING	331	266
Points per game	66.2	53.2
Scoring margin	+13.0	-
FIELD GOALS-ATT	107-225	88-232
Field goal pct	.476	.379
3 POINT FG-ATT	23-59	23-74
3-point FG pct	.390	.311
3-pt FG made per game	4.6	4.6
FREE THROWS-ATT	94-136	67-101
Free throw pct	.691	.663
F-Throws made per game	18.8	13.4
REBOUNDS	140	158
Rebounds per game	28.0	31.6
Rebounding margin	-3.6	-
ASSISTS	61	41
Assists per game	12.2	8.2
TURNOVERS	47	72
Turnovers per game	9.4	14.4
Turnover margin	+5.0	-
Assist/turnover ratio	1.3	0.6
STEALS	33	24
Steals per game	6.6	4.8
BLOCKS	25	11
Blocks per game	5.0	2.2
ATTENDANCE	72856	31034
Home games-Avg/Game	3-24285	2-15517
Neutral site-Avg/Game	-	0-0

Date	Opponent		Score	Att.
* 01/20/15	VANDERBILT	w	65-57	24249
* 1/24/14	at South Carolina	w	58-43	18000
* 1/29/15	at Mizzou	w	69-53	13034
* 01/31/15	ALABAMA	w	70-55	24351
* 02/03/15	GEORGIA	w	69-58	24256

\* - Conference game

Score by Periods	1st	2nd	Totals
Kentucky	180	151	331
Opponents	126	140	266



2014-15 Kentucky Men's Basketball  
Kentucky Combined Team Statistics (as of Feb 03, 2015)  
Conference games



RECORD:	OVERALL	HOME	AWAY	NEUTRAL
ALL GAMES	9-0	5-0	4-0	0-0
CONFERENCE	9-0	5-0	4-0	0-0
NON-CONFERENCE	0-0	0-0	0-0	0-0

#	Player	gp-gs	min	avg	Total		3-Point		F-Throw		Rebounds				pf	dq	a	to	blk	stl	pts	avg
					fg-fga	fg%	3fg-fga	3fg%	ft-fa	ft%	off	def	tot	avg								
02	Aaron Harrison	9-9	262	29.1	32-86	.372	19-52	.365	25-31	.806	3	26	29	3.2	13	1	11	6	1	13	108	12.0
01	Devin Booker	9-0	215	23.9	34-64	.531	17-33	.515	19-23	.826	1	12	13	1.4	16	0	11	6	0	1	104	11.6
05	Andrew Harrison	9-9	246	27.3	20-57	.351	8-21	.381	38-50	.760	1	13	14	1.6	15	0	34	15	0	11	86	9.6
12	Karl-Anthony Towns	9-9	179	19.9	26-52	.500	1-2	.500	27-35	.771	16	31	47	5.2	33	3	8	9	20	4	80	8.9
44	Dakari Johnson	9-0	174	19.3	19-46	.413	0-0	.000	27-42	.643	17	26	43	4.8	11	0	5	10	5	3	65	7.2
41	Trey Lyles	7-4	170	24.3	16-38	.421	1-3	.333	15-24	.625	12	18	30	4.3	11	0	7	8	5	3	48	6.9
15	Willie Cauley-Stein	9-9	243	27.0	22-40	.550	0-0	.000	17-28	.607	16	38	54	6.0	20	1	5	15	14	9	61	6.8
03	Tyler Ulis	9-0	209	23.2	15-39	.385	9-21	.429	13-15	.867	0	10	10	1.1	13	0	31	7	0	6	52	5.8
25	Dominique Hawkins	5-5	55	11.0	5-11	.455	3-8	.375	3-5	.600	1	4	5	1.0	4	0	4	4	1	3	16	3.2
00	Marcus Lee	9-0	101	11.2	10-15	.667	0-0	.000	3-6	.500	12	12	24	2.7	19	1	1	2	7	1	23	2.6
35	Derek Willis	3-0	9	3.0	1-3	.333	1-2	.500	0-0	.000	2	1	3	1.0	2	0	0	3	0	1	3	1.0
21	Tod Lanter	2-0	3	1.5	0-0	.000	0-0	.000	0-0	.000	0	0	0	0.0	0	0	0	0	0	0	0	0.0
24	EJ Floreal	2-0	3	1.5	0-0	.000	0-0	.000	0-0	.000	0	0	0	0.0	2	0	0	1	0	0	0	0.0
32	Brian Long	2-0	3	1.5	0-0	.000	0-0	.000	0-0	.000	0	0	0	0.0	0	0	0	0	0	0	0	0.0
13	Sam Malone	2-0	3	1.5	0-0	.000	0-0	.000	0-0	.000	0	0	0	0.0	0	0	0	0	0	0	0	0.0
Team											12	19	31				1					
Total.....		9	1875		200-451	.443	59-142	.415	187-259	.722	93	210	303	33.7	159	6	117	87	53	55	646	71.8
Opponents.....		9	1875		176-464	.379	40-142	.282	109-168	.649	98	192	290	32.2	196	-	73	128	25	42	501	55.7

TEAM STATISTICS	UK	OPP
SCORING	646	501
Points per game	71.8	55.7
Scoring margin	+16.1	-
FIELD GOALS-ATT	200-451	176-464
Field goal pct	.443	.379
3 POINT FG-ATT	59-142	40-142
3-point FG pct	.415	.282
3-pt FG made per game	6.6	4.4
FREE THROWS-ATT	187-259	109-168
Free throw pct	.722	.649
F-Throws made per game	20.8	12.1
REBOUNDS	303	290
Rebounds per game	33.7	32.2
Rebounding margin	+1.4	-
ASSISTS	117	73
Assists per game	13.0	8.1
TURNOVERS	87	128
Turnovers per game	9.7	14.2
Turnover margin	+4.6	-
Assist/turnover ratio	1.3	0.6
STEALS	55	42
Steals per game	6.1	4.7
BLOCKS	53	25
Blocks per game	5.9	2.8
ATTENDANCE	121379	56828
Home games-Avg/Game	5-24276	4-14207
Neutral site-Avg/Game	-	0-0

Date	Opponent		Score	Att.
* 01/06/15	OLE MISS	Wot	89-86	24275
* 01/10/15	at Texas A&M	Wo2	70-64	10411
* 01/13/15	MISSOURI	w	86-37	24248
* 1/17/15	at Alabama	w	70-48	15383
* 01/20/15	VANDERBILT	w	65-57	24249
* 1/24/14	at South Carolina	w	58-43	18000
* 1/29/15	at Mizzou	w	69-53	13034
* 01/31/15	ALABAMA	w	70-55	24351
* 02/03/15	GEORGIA	w	69-58	24256

\* - Conference game

Score by Periods	1st	2nd	OT	OT2	Totals
Kentucky	320	297	16	13	646
Opponents	227	254	13	7	501





2014-15 Kentucky Men's Basketball  
Kentucky Season Schedule/Results & Leaders (as of Feb 04, 2015)  
All games



RECORD:	OVERALL	HOME	AWAY	NEUTRAL
ALL GAMES	22-0	15-0	5-0	2-0
CONFERENCE	9-0	5-0	4-0	0-0
NON-CONFERENCE	13-0	10-0	1-0	2-0

Date	Opponent	Score	Att.	High Points	High Rebounds
11/14/14	GRAND CANYON	w 85-45	22533	(16)Andrew Harrison	(13)Dakari Johnson
11/16/14	BUFFALO	w 71-52	22175	(12)Trey Lyles (12)Tyler Ulis	(12)Dakari Johnson
11/18/14	vs Kansas	w 72-40	19306	(11)Dakari Johnson	(10)Willie Cauley-Stein
11/21/14	BOSTON	w 89-65	22485	(19)Aaron Harrison	(6)Dakari Johnson
11/23/14	MONTANA STATE UNIVER	w 86-28	22384	(18)Devin Booker	(10)Karl-Anthony Towns
11/25/14	UT ARLINGTON	w 92-44	22639	(19)Devin Booker	(11)Karl-Anthony Towns
11/30/14	PROVIDENCE	w 58-38	23601	(11)Willie Cauley-Stein (11)Karl-Anthony Towns	(6)Willie Cauley-Stein (6)Karl-Anthony Towns
12/05/14	TEXAS	w 63-51	24340	(21)Willie Cauley-Stein	(12)Willie Cauley-Stein
12/07/14	EASTERN KENTUCKY UNIV.	w 82-49	23268	(19)Karl-Anthony Towns	(10)Trey Lyles
12/10/14	COLUMBIA	w 56-46	22112	(14)Aaron Harrison	(10)Trey Lyles (10)Willie Cauley-Stein
12/13/14	NORTH CAROLINA	w 84-70	24406	(15)Devin Booker (15)Willie Cauley-Stein	(6)Willie Cauley-Stein
12/20/14	vs UCLA	w 83-44	19726	(19)Devin Booker	(10)Karl-Anthony Towns
12/27/14	at LOUISVILLE	w 58-50	22812	(14)Tyler Ulis	(9)Trey Lyles (9)Dakari Johnson (9)Karl-Anthony Towns
01/06/15	*OLE MISS	Wot 89-86	24275	(26)Aaron Harrison	(12)Willie Cauley-Stein
01/10/15	*at Texas A&M	Wo2 70-64	10411	(18)Devin Booker	(9)Karl-Anthony Towns (9)Dakari Johnson
01/13/15	*MISSOURI	w 86-37	24248	(16)Aaron Harrison	(10)Karl-Anthony Towns
1/17/15	*at Alabama	w 70-48	15383	(13)Devin Booker	(5)Willie Cauley-Stein (5)Trey Lyles (5)Dakari Johnson
01/20/15	*VANDERBILT	w 65-57	24249	(14)Aaron Harrison	(10)Willie Cauley-Stein
1/24/14	*at South Carolina	w 58-43	18000	(18)Devin Booker	(6)Dakari Johnson
1/29/15	*at Mizzou	w 69-53	13034	(15)Andrew Harrison	(7)Dakari Johnson
01/31/15	*ALABAMA	w 70-55	24351	(12)Willie Cauley-Stein (12)Karl-Anthony Towns	(5)Marcus Lee
02/03/15	*GEORGIA	w 69-58	24256	(23)Andrew Harrison	(13)Karl-Anthony Towns

\* - Conference game

Attendance Summary	Games	Attend	Avg/Game
Home	15	351322	23421
Away	5	79640	15928
Neutral	2	39032	19516
Total	22	469994	21363



2014-15 Kentucky Men's Basketball  
Kentucky Overall Team Statistics (as of Feb 04, 2015)  
All games



TEAM STATISTICS	UK	OPP
SCORING	1625	1123
Points per game	73.9	51.0
Scoring margin	+22.8	-
FIELD GOALS-ATT	557-1208	389-1182
Field goal pct	.461	.329
3 POINT FG-ATT	130-363	104-382
3-point FG pct	.358	.272
3-pt FG made per game	5.9	4.7
FREE THROWS-ATT	381-552	241-365
Free throw pct	.690	.660
F-Throws made per game	17.3	11.0
REBOUNDS	848	700
Rebounds per game	38.5	31.8
Rebounding margin	+6.7	-
ASSISTS	336	158
Assists per game	15.3	7.2
TURNOVERS	240	340
Turnovers per game	10.9	15.5
Turnover margin	+4.5	-
Assist/turnover ratio	1.4	0.5
STEALS	163	110
Steals per game	7.4	5.0
BLOCKS	160	52
Blocks per game	7.3	2.4
WINNING STREAK	22	-
Home win streak	15	-
ATTENDANCE	351322	118672
Home games-Avg/Game	15-23421	5-15928
Neutral site-Avg/Game	-	2-19516

Score by Periods	1st	2nd	OT	OT2	Totals
Kentucky	796	800	16	13	1625
Opponents	513	590	13	7	1123



2014-15 Kentucky Men's Basketball  
Kentucky Category Leaders (as of Feb 04, 2015)  
All games



Points	G	Pts	Pts/G
Aaron Harrison	22	242	11.0
Devin Booker	21	223	10.6
Willie Cauley-Stein	22	192	8.7
Karl-Anthony Towns	22	187	8.5
Andrew Harrison	22	181	8.2
Dakari Johnson	22	173	7.9
Trey Lyles	20	149	7.5
Tyler Ulis	20	116	5.8
Marcus Lee	22	65	3.0
Alex Poythress	8	44	5.5
Dominique Hawkins	13	26	2.0
Derek Willis	10	25	2.5

FG Percentage	FG	Att	Pct
Marcus Lee	29	47	.617
Willie Cauley-Stein	76	129	.589
Dakari Johnson	54	104	.519
Karl-Anthony Towns	66	129	.512
Devin Booker	75	148	.507
Trey Lyles	55	118	.466
Tyler Ulis	39	86	.453
Derek Willis	7	17	.412
Alex Poythress	16	42	.381
Aaron Harrison	82	221	.371
Andrew Harrison	49	136	.360
Dominique Hawkins	9	27	.333

3-Point Percentage	3FG	Att	Pct
Devin Booker	40	83	.482
Tyler Ulis	21	44	.477
Derek Willis	5	14	.357
Andrew Harrison	17	49	.347
Aaron Harrison	37	118	.314
Karl-Anthony Towns	2	7	.286
Dominique Hawkins	4	15	.267
Trey Lyles	4	24	.167
Alex Poythress	0	7	.000
Brian Long	0	2	.000

Free Throw Percent	FG	Att	Pct
Derek Willis	6	6	1.000
Alex Poythress	12	14	.857
Tyler Ulis	17	20	.850
Devin Booker	33	40	.825
Andrew Harrison	66	86	.767
Karl-Anthony Towns	53	70	.757
Aaron Harrison	41	55	.745
Trey Lyles	35	53	.660
Willie Cauley-Stein	40	66	.606
Dakari Johnson	65	109	.596
Dominique Hawkins	4	8	.500
EJ Floreal	1	2	.500
Sam Malone	1	2	.500

Scoring Average	G	Pts	Avg/G
Aaron Harrison	22	242	11.0
Devin Booker	21	223	10.6
Willie Cauley-Stein	22	192	8.7
Karl-Anthony Towns	22	187	8.5
Andrew Harrison	22	181	8.2
Dakari Johnson	22	173	7.9
Trey Lyles	20	149	7.5
Tyler Ulis	20	116	5.8
Alex Poythress	8	44	5.5
Marcus Lee	22	65	3.0
Derek Willis	10	25	2.5
Dominique Hawkins	13	26	2.0

Field Goal Attempts	G	Att	Att/G
Aaron Harrison	22	221	10.0
Devin Booker	21	148	7.0
Andrew Harrison	22	136	6.2
Karl-Anthony Towns	22	129	5.9
Willie Cauley-Stein	22	129	5.9

Field Goals Made	G	Made	Made/G
Aaron Harrison	22	82	3.7
Willie Cauley-Stein	22	76	3.5
Devin Booker	21	75	3.6
Karl-Anthony Towns	22	66	3.0
Trey Lyles	20	55	2.8

3-Point FG Attempts	G	Att	Att/G
Aaron Harrison	22	118	5.4
Devin Booker	21	83	4.0
Andrew Harrison	22	49	2.2
Tyler Ulis	20	44	2.2
Trey Lyles	20	24	1.2

3-Point FG Made	G	Made	Made/G
Devin Booker	21	40	1.9
Aaron Harrison	22	37	1.7
Tyler Ulis	20	21	1.1
Andrew Harrison	22	17	0.8
Derek Willis	10	5	0.5

Free Throw Attempts	G	Att	Att/G
Dakari Johnson	22	109	5.0
Andrew Harrison	22	86	3.9
Karl-Anthony Towns	22	70	3.2
Willie Cauley-Stein	22	66	3.0
Aaron Harrison	22	55	2.5

Free Throws Made	G	Made	Made/G
Andrew Harrison	22	66	3.0
Dakari Johnson	22	65	3.0
Karl-Anthony Towns	22	53	2.4
Aaron Harrison	22	41	1.9
Willie Cauley-Stein	22	40	1.8



2014-15 Kentucky Men's Basketball  
Kentucky Category Leaders (as of Feb 04, 2015)  
All games



Rebounds	G	Reb	Reb/G
Willie Cauley-Stein	22	140	6.4
Karl-Anthony Towns	22	135	6.1
Dakari Johnson	22	122	5.5
Trey Lyles	20	105	5.3
Marcus Lee	22	69	3.1

Rebound Average	G	Reb	Avg/G
Willie Cauley-Stein	22	140	6.4
Karl-Anthony Towns	22	135	6.1
Dakari Johnson	22	122	5.5
Trey Lyles	20	105	5.3
Alex Poythress	8	30	3.8

Offensive Rebounds	G	No.	Avg/G
Dakari Johnson	22	48	2.2
Willie Cauley-Stein	22	47	2.1
Karl-Anthony Towns	22	45	2.0
Trey Lyles	20	35	1.8
Marcus Lee	22	35	1.6

Defensive Rebounds	G	No.	Avg/G
Willie Cauley-Stein	22	93	4.2
Karl-Anthony Towns	22	90	4.1
Dakari Johnson	22	74	3.4
Trey Lyles	20	70	3.5
Aaron Harrison	22	49	2.2

Fouls	G	No.	Per/G
Karl-Anthony Towns	22	62	2.8
Willie Cauley-Stein	22	43	2.0
Marcus Lee	22	42	1.9
Andrew Harrison	22	40	1.8
Dakari Johnson	22	34	1.5
Trey Lyles	20	34	1.7
Aaron Harrison	22	34	1.5

Foulsouts	G	No.
Karl-Anthony Towns	22	4
Willie Cauley-Stein	22	2
Marcus Lee	22	1
Alex Poythress	8	1
Aaron Harrison	22	1

Assists	G	No.	Ast/G
Andrew Harrison	22	88	4.0
Tyler Ulis	20	72	3.6
Aaron Harrison	22	38	1.7
Trey Lyles	20	28	1.4
Devin Booker	21	27	1.3

Steals	G	No.	Stl/G
Willie Cauley-Stein	22	33	1.5
Aaron Harrison	22	30	1.4
Andrew Harrison	22	25	1.1
Tyler Ulis	20	19	1.0
Trey Lyles	20	11	0.6
Dakari Johnson	22	11	0.5
Devin Booker	21	11	0.5

Blocked Shots	G	No.	Blk/G
Karl-Anthony Towns	22	51	2.3
Willie Cauley-Stein	22	36	1.6
Dakari Johnson	22	21	1.0
Marcus Lee	22	20	0.9
Alex Poythress	8	12	1.5

Minutes	G	No.	Min/G
Aaron Harrison	22	572	26.0
Willie Cauley-Stein	22	555	25.2
Andrew Harrison	22	537	24.4
Devin Booker	21	442	21.0
Trey Lyles	20	434	21.7

Turnovers	G	No.	TO/G
Andrew Harrison	22	44	2.0
Karl-Anthony Towns	22	28	1.3
Dakari Johnson	22	26	1.2
Trey Lyles	20	25	1.3
Willie Cauley-Stein	22	24	1.1





2014-15 Kentucky Men's Basketball  
Kentucky Overall/Conference Statistics (as of Feb 04, 2015)  
All games



SUMMARY	Overall Statistics										Conference Statistics									
	gp-gs	min/g	fg%	3fg%	ft%	r/g	a/g	stl	blk	pts/g	gp-gs	min/g	fg%	3fg%	ft%	r/g	a/g	stl	blk	pts/g
Aaron Harrison	22-22	26.0	.371	.314	.745	2.5	1.7	30	2	11.0	9-9	29.1	.372	.365	.806	3.2	1.2	13	1	12.0
Devin Booker	21-0	21.0	.507	.482	.825	1.3	1.3	11	1	10.6	9-0	23.9	.531	.515	.826	1.4	1.2	1	0	11.6
Willie Cauley-Stein	22-22	25.2	.589	.000	.606	6.4	0.8	33	36	8.7	9-9	27.0	.550	.000	.607	6.0	0.6	9	14	6.8
Karl-Anthony Towns	22-22	19.6	.512	.286	.757	6.1	1.0	9	51	8.5	9-9	19.9	.500	.500	.771	5.2	0.9	4	20	8.9
Andrew Harrison	22-22	24.4	.360	.347	.767	1.9	4.0	25	3	8.2	9-9	27.3	.351	.381	.760	1.6	3.8	11	0	9.6
Dakari Johnson	22-0	18.6	.519	.000	.596	5.5	1.0	11	21	7.9	9-0	19.3	.413	.000	.643	4.8	0.6	3	5	7.2
Trey Lyles	20-7	21.7	.466	.167	.660	5.3	1.4	11	9	7.5	7-4	24.3	.421	.333	.625	4.3	1.0	3	5	6.9
Tyler Ulis	20-0	21.4	.453	.477	.850	1.7	3.6	19	1	5.8	9-0	23.2	.385	.429	.867	1.1	3.4	6	0	5.8
Alex Poythress	8-8	20.3	.381	.000	.857	3.8	0.3	4	12	5.5										
Marcus Lee	22-0	12.7	.617	.000	.333	3.1	0.2	2	20	3.0	9-0	11.2	.667	.000	.500	2.7	0.1	1	7	2.6
Derek Willis	10-0	6.1	.412	.357	1.000	1.2	0.2	2	3	2.5	3-0	3.0	.333	.500	.000	1.0	0.0	1	0	1.0
Dominique Hawkins	13-7	10.0	.333	.267	.500	0.9	0.9	4	1	2.0	5-5	11.0	.455	.375	.600	1.0	0.8	3	1	3.2
Sam Malone	4-0	1.8	.000	.000	.500	0.8	0.0	0	0	0.3	2-0	1.5	.000	.000	.000	0.0	0.0	0	0	0.0
EJ Floreal	6-0	2.0	.000	.000	.500	0.0	0.0	1	0	0.2	2-0	1.5	.000	.000	.000	0.0	0.0	0	0	0.0
Brian Long	6-0	1.8	.000	.000	.000	0.0	0.0	1	0	0.0	2-0	1.5	.000	.000	.000	0.0	0.0	0	0	0.0
Tod Lanter	4-0	1.0	.000	.000	.000	0.0	0.0	0	0	0.0	2-0	1.5	.000	.000	.000	0.0	0.0	0	0	0.0
Totals	22		.461	.358	.690	38.5	15.3	163	160	73.9	9		.443	.415	.722	33.7	13.0	55	53	71.8
Opponent	22		.329	.272	.660	31.8	7.2	110	52	51.0	9		.379	.282	.649	32.2	8.1	42	25	55.7

SCORING	Overall Statistics								Conference Statistics							
	fg-fga	fg%	3fg-fga	3fg%	ft-fta	ft%	pts	pts/g	fg-fga	fg%	3fg-fga	3fg%	ft-fta	ft%	pts	pts/g
Aaron Harrison	82-221	.371	37-118	.314	41-55	.745	242	11.0	32-86	.372	19-52	.365	25-31	.806	108	12.0
Devin Booker	75-148	.507	40-83	.482	33-40	.825	223	10.6	34-64	.531	17-33	.515	19-23	.826	104	11.6
Willie Cauley-Stein	76-129	.589	0-0	.000	40-66	.606	192	8.7	22-40	.550	0-0	.000	17-28	.607	61	6.8
Karl-Anthony Towns	66-129	.512	2-7	.286	53-70	.757	187	8.5	26-52	.500	1-2	.500	27-35	.771	80	8.9
Andrew Harrison	49-136	.360	17-49	.347	66-86	.767	181	8.2	20-57	.351	8-21	.381	38-50	.760	86	9.6
Dakari Johnson	54-104	.519	0-0	.000	65-109	.596	173	7.9	19-46	.413	0-0	.000	27-42	.643	65	7.2
Trey Lyles	55-118	.466	4-24	.167	35-53	.660	149	7.5	16-38	.421	1-3	.333	15-24	.625	48	6.9
Tyler Ulis	39-86	.453	21-44	.477	17-20	.850	116	5.8	15-39	.385	9-21	.429	13-15	.867	52	5.8
Alex Poythress	16-42	.381	0-7	.000	12-14	.857	44	5.5								
Marcus Lee	29-47	.617	0-0	.000	7-21	.333	65	3.0	10-15	.667	0-0	.000	3-6	.500	23	2.6
Derek Willis	7-17	.412	5-14	.357	6-6	1.000	25	2.5	1-3	.333	1-2	.500	0-0	.000	3	1.0
Dominique Hawkins	9-27	.333	4-15	.267	4-8	.500	26	2.0	5-11	.455	3-8	.375	3-5	.600	16	3.2
Sam Malone	0-1	.000	0-0	.000	1-2	.500	1	0.3	0-0	.000	0-0	.000	0-0	.000	0	0.0
EJ Floreal	0-1	.000	0-0	.000	1-2	.500	1	0.2	0-0	.000	0-0	.000	0-0	.000	0	0.0
Brian Long	0-2	.000	0-2	.000	0-0	.000	0	0.0	0-0	.000	0-0	.000	0-0	.000	0	0.0
Tod Lanter	0-0	.000	0-0	.000	0-0	.000	0	0.0	0-0	.000	0-0	.000	0-0	.000	0	0.0
Totals	557-1208	.461	130-363	.358	381-552	.690	1625	73.9	200-451	.443	59-142	.415	187-259	.722	646	71.8
Opponent	389-1182	.329	104-382	.272	241-365	.660	1123	51.0	176-464	.379	40-142	.282	109-168	.649	501	55.7

TOTALS	Overall Statistics										Conference Statistics									
	o-reb	d-reb	total	pf	fo	a	to	a/to	hi	pts	o-reb	d-reb	total	pf	fo	a	to	a/to	hi	pts
Aaron Harrison	7	49	56	34	1	38	18	2.1	26		3	26	29	13	1	11	6	1.8	26	
Devin Booker	6	22	28	32	0	27	19	1.4	19		1	12	13	16	0	11	6	1.8	18	
Willie Cauley-Stein	47	93	140	43	2	17	24	0.7	21		16	38	54	20	1	5	15	0.3	13	
Karl-Anthony Towns	45	90	135	62	4	22	28	0.8	19		16	31	47	33	3	8	9	0.9	15	
Andrew Harrison	8	34	42	40	0	88	44	2.0	23		1	13	14	15	0	34	15	2.3	23	
Dakari Johnson	48	74	122	34	0	23	26	0.9	13		17	26	43	11	0	5	10	0.5	11	
Trey Lyles	35	70	105	34	0	28	25	1.1	14		12	18	30	11	0	7	8	0.9	10	
Tyler Ulis	9	25	34	26	0	72	20	3.6	14		0	10	10	13	0	31	7	4.4	11	
Alex Poythress	12	18	30	17	1	2	8	0.3	9											
Marcus Lee	35	34	69	42	1	5	12	0.4	10		12	12	24	19	1	1	2	0.5	8	
Derek Willis	5	7	12	3	0	2	6	0.3	5		2	1	3	2	0	0	3	0.0	3	
Dominique Hawkins	2	10	12	12	0	12	5	2.4	7		1	4	5	4	0	4	4	1.0	6	
Sam Malone	1	2	3	0	0	0	1	0.0	1		0	0	0	0	0	0	0	0.0	0	
EJ Floreal	0	0	0	2	0	0	2	0.0	1		0	0	0	2	0	0	1	0.0	0	
Brian Long	0	0	0	0	0	0	0	0.0	0		0	0	0	0	0	0	0	0.0	0	
Tod Lanter	0	0	0	0	0	0	0	0.0	0		0	0	0	0	0	0	0	0.0	0	
Totals	290	558	848	381	9	336	240	1.4	92		93	210	303	159	6	117	87	1.3	89	
Opponent	277	423	700	451	-	158	340	0.5	86		98	192	290	196	-	73	128	0.6	86	



2014-15 Kentucky Men's Basketball  
Kentucky Team Game-by-Game (as of Feb 04, 2015)  
All games



TEAM STATISTICS

				Total		3-Pointers		Free throws		Rebounds											
Opponent	Date	Score		fg-fga	pct	3fg-fga	pct	ft-flt	pct	off	def	tot	avg	pf	a	t/o	blk	stl	pts	avg	
GRAND CANYON	11/14/14	85-45	W	34-70	.486	3-14	.214	14-19	.737	24	27	51	51.0	16	13	13	10	8	85	85.0	
BUFFALO	11/16/14	71-52	W	25-61	.410	6-20	.300	15-23	.652	19	26	45	48.0	21	17	14	7	10	71	78.0	
vs Kansas	11/18/14	72-40	W	25-58	.431	6-18	.333	16-26	.615	15	32	47	47.7	21	15	6	11	5	72	76.0	
BOSTON	11/21/14	89-65	W	34-59	.576	8-21	.381	13-23	.565	8	22	30	43.2	21	24	13	9	9	89	79.2	
MONTANA STATE UNIVE	11/23/14	86-28	W	29-67	.433	7-26	.269	21-29	.724	18	35	53	45.2	8	19	8	12	11	86	80.6	
UT ARLINGTON	11/25/14	92-44	W	30-53	.566	8-18	.444	24-33	.727	15	34	49	45.8	16	19	18	11	6	92	82.5	
PROVIDENCE	11/30/14	58-38	W	24-53	.453	2-7	.286	8-17	.471	14	19	33	44.0	20	13	7	5	12	58	79.0	
TEXAS	12/05/14	63-51	W	21-56	.375	1-12	.083	20-32	.625	12	19	31	42.4	26	12	8	4	9	63	77.0	
EASTERN KENTUCKY UN	12/07/14	82-49	W	33-58	.569	3-13	.231	13-17	.765	10	38	48	43.0	14	21	17	11	6	82	77.6	
COLUMBIA	12/10/14	56-46	W	22-60	.367	2-17	.118	10-17	.588	21	20	41	42.8	9	11	4	6	6	56	75.4	
NORTH CAROLINA	12/13/14	84-70	W	27-48	.563	7-15	.467	23-31	.742	11	13	24	41.1	17	19	15	5	12	84	76.2	
vs UCLA	12/20/14	83-44	W	32-64	.500	12-26	.462	7-12	.583	13	34	47	41.6	13	25	12	13	8	83	76.8	
at LOUISVILLE	12/27/14	58-50	W	21-50	.420	6-14	.429	10-14	.714	17	29	46	41.9	20	11	18	3	6	58	75.3	
OLE MISS	01/06/15	89-86	Wot	25-60	.417	11-20	.550	28-40	.700	16	18	34	41.4	18	16	10	7	6	89	76.3	
at Texas A&M	01/10/15	70-64	Wot	18-64	.281	9-28	.321	25-35	.714	16	37	53	42.1	26	13	12	10	6	70	75.9	
MISSOURI	01/13/15	86-37	W	27-56	.482	8-18	.444	24-30	.800	16	30	46	42.4	10	13	8	8	5	86	76.5	
at Alabama	1/17/15	70-48	W	23-46	.500	8-17	.471	16-18	.889	11	19	30	41.6	13	14	10	3	5	70	76.1	
VANDERBILT	01/20/15	65-57	W	20-46	.435	4-6	.667	21-32	.656	10	23	33	41.2	14	13	13	11	8	65	75.5	
at South Carolina	1/24/14	58-43	W	18-39	.462	3-9	.333	19-27	.704	3	25	28	40.5	17	10	8	9	8	58	74.6	
at Mizzou	1/29/15	69-53	W	20-44	.455	2-7	.286	27-37	.730	11	23	34	40.2	23	8	14	1	7	69	74.3	
ALABAMA	01/31/15	70-55	W	24-41	.585	7-15	.467	15-23	.652	5	16	21	39.2	22	14	5	1	5	70	74.1	
GEORGIA	02/03/15	69-58	W	25-55	.455	7-22	.318	12-17	.706	5	19	24	38.5	16	16	7	3	5	69	73.9	
Kentucky		1625		557-1208	.461	130-363	.358	381-552	.690	290	558	848	38.5	381	336	240	160	163	1625	73.9	
Opponents		1123		389-1182	.329	104-382	.272	241-365	.660	277	423	700	31.8	451	158	340	52	110	1123	51.0	

Games played: 22  
Points/game: 73.9  
FG Pct: 46.1  
3FG Pct: 35.8  
FT Pct: 69.0

Rebounds/game: 38.5  
Assists/game: 15.3  
Turnovers/game: 10.9  
Assist/turnover ratio: 1.4  
Steals/game: 7.4  
Blocks/game: 7.3



2014-15 Kentucky Men's Basketball  
Kentucky Opponent Game-by-Game (as of Feb 04, 2015)  
All games



OPPONENT STATISTICS

				Total		3-Pointers		Free throws		Rebounds											
Opponent	Date	Score		fg-fga	pct	3fg-fga	pct	ft-flt	pct	off	def	tot	avg	pf	a	t/o	blk	stl	pts	avg	
GRAND CANYON	11/14/14	85-45	W	15-48	.313	7-15	.467	8-16	.500	9	12	21	21.0	20	8	21	3	5	45	45.0	
BUFFALO	11/16/14	71-52	W	16-46	.348	4-12	.333	16-21	.762	7	18	25	23.0	21	5	17	3	5	52	48.5	
vs Kansas	11/18/14	72-40	W	11-56	.196	3-15	.200	15-27	.556	20	22	42	29.3	19	4	11	3	5	40	45.7	
BOSTON	11/21/14	89-65	W	20-52	.385	9-24	.375	16-18	.889	9	16	25	28.3	24	10	22	1	5	65	50.5	
MONTANA STATE UNIVE	11/23/14	86-28	W	12-61	.197	2-23	.087	2-2	1.000	13	22	35	29.6	23	4	21	3	3	28	46.0	
UT ARLINGTON	11/25/14	92-44	W	17-63	.270	4-21	.190	6-11	.545	15	14	29	29.5	27	3	16	0	8	44	45.7	
PROVIDENCE	11/30/14	58-38	W	11-39	.282	3-12	.250	13-18	.722	11	18	29	29.4	13	5	18	3	1	38	44.6	
TEXAS	12/05/14	63-51	W	14-47	.298	4-20	.200	19-29	.655	16	26	42	31.0	25	9	22	1	4	51	45.4	
EASTERN KENTUCKY UN	12/07/14	82-49	W	18-69	.261	6-30	.200	7-10	.700	14	14	28	30.7	17	8	12	1	8	49	45.8	
COLUMBIA	12/10/14	56-46	W	18-48	.375	8-25	.320	2-4	.500	9	19	28	30.4	18	6	10	2	3	46	45.8	
NORTH CAROLINA	12/13/14	84-70	W	27-60	.450	6-13	.462	10-13	.769	18	13	31	30.5	22	13	18	2	5	70	48.0	
vs UCLA	12/20/14	83-44	W	19-71	.268	5-16	.313	1-4	.250	20	22	42	31.4	10	9	15	3	6	44	47.7	
at LOUISVILLE	12/27/14	58-50	W	15-58	.259	3-14	.214	17-24	.708	18	15	33	31.5	16	1	9	2	10	50	47.8	
OLE MISS	01/06/15	89-86	Wot	29-59	.492	9-17	.529	19-22	.864	10	22	32	31.6	29	12	18	4	5	86	50.6	
at Texas A&M	01/10/15	70-64	Wot	23-69	.333	2-15	.133	16-30	.533	18	34	52	32.9	23	7	12	6	3	64	51.5	
MISSOURI	01/13/15	86-37	W	16-59	.271	1-18	.056	4-8	.500	12	15	27	32.6	20	9	11	0	6	37	50.6	
at Alabama	1/17/15	70-48	W	20-45	.444	5-18	.278	3-7	.429	8	13	21	31.9	19	4	15	4	4	48	50.4	
VANDERBILT	01/20/15	65-57	W	22-53	.415	7-18	.389	6-12	.500	9	21	30	31.8	19	11	16	3	6	57	50.8	
at South Carolina	1/24/14	58-43	W	12-53	.226	3-10	.300	16-21	.762	18	22	40	32.2	20	5	12	2	3	43	50.4	
at Mizzou	1/29/15	69-53	W	18-43	.419	4-16	.250	13-20	.650	6	20	26	31.9	31	11	15	3	10	53	50.5	
ALABAMA	01/31/15	70-55	W	17-37	.459	4-16	.250	17-25	.680	8	18	26	31.6	19	4	13	1	2	55	50.7	
GEORGIA	02/03/15	69-58	W	19-46	.413	5-14	.357	15-23	.652	9	27	36	31.8	16	10	16	2	3	58	51.0	
Opponents		1123		389-1182	.329	104-382	.272	241-365	.660	277	423	700	31.8	451	158	340	52	110	1123	51.0	
Kentucky		1625		557-1208	.461	130-363	.358	381-552	.690	290	558	848	38.5	381	336	240	160	163	1625	73.9	

Games played: 22  
Points/game: 51.0  
FG Pct: 32.9  
3FG Pct: 27.2  
FT Pct: 66.0

Rebounds/game: 31.8  
Assists/game: 7.2  
Turnovers/game: 15.5  
Assist/turnover ratio: 0.5  
Steals/game: 5.0  
Blocks/game: 2.4



2014-15 Kentucky Men's Basketball  
Kentucky Game-by-Game Highs (as of Feb 04, 2015)  
All games



Opponent	Date	Score	Points	Rebounds	Assists	Steals	Blocked shots
GRAND CANYON	11/14/14	85-45	16-Andrew Harrison	13-Dakari Johnson	3-Andrew Harrison Dakari Johnson	2-Devin Booker Willie Cauley-Stein Aaron Harrison	4-Willie Cauley-Stein
BUFFALO	11/16/14	71-52	12-Tyler Ulis Trey Lyles	12-Dakari Johnson	6-Tyler Ulis	2-Willie Cauley-Stein Devin Booker	4-Dakari Johnson
vs Kansas	11/18/14	72-40	11-Dakari Johnson	10-Willie Cauley-Stein	4-Andrew Harrison	1-Derek Willis Tyler Ulis Alex Poythress Trey Lyles Willie Cauley-Stein	4-Karl-Anthony Town Marcus Lee
BOSTON	11/21/14	89-65	19-Aaron Harrison	6-Dakari Johnson	7-Devin Booker	2-Aaron Harrison Tyler Ulis	5-Karl-Anthony Town
MONTANA STATE UNIVER	11/23/14	86-28	18-Devin Booker	10-Karl-Anthony Town	5-Tyler Ulis	3-Devin Booker	6-Karl-Anthony Town
UT ARLINGTON	11/25/14	92-44	19-Devin Booker	11-Karl-Anthony Town	5-Tyler Ulis	2-Devin Booker	4-Alex Poythress
PROVIDENCE	11/30/14	58-38	11-Karl-Anthony Town Willie Cauley-Stein	6-Karl-Anthony Town Willie Cauley-Stein	4-Andrew Harrison Aaron Harrison	4-Andrew Harrison	2-Marcus Lee
TEXAS	12/05/14	63-51	21-Willie Cauley-Stein	12-Willie Cauley-Stein	4-Tyler Ulis Andrew Harrison	5-Willie Cauley-Stein	3-Willie Cauley-Stein
EASTERN KENTUCKY UNI	12/07/14	82-49	19-Karl-Anthony Town	10-Trey Lyles	6-Dominique Hawkins Andrew Harrison	2-Willie Cauley-Stein	4-Karl-Anthony Town
COLUMBIA	12/10/14	56-46	14-Aaron Harrison	10-Willie Cauley-Stein Trey Lyles	3-Aaron Harrison Andrew Harrison	3-Aaron Harrison	3-Karl-Anthony Town
NORTH CAROLINA	12/13/14	84-70	15-Willie Cauley-Stein Devin Booker	6-Willie Cauley-Stein	8-Tyler Ulis	4-Willie Cauley-Stein	2-Dakari Johnson Willie Cauley-Stein
vs UCLA	12/20/14	83-44	19-Devin Booker	10-Karl-Anthony Town	8-Andrew Harrison	3-Aaron Harrison	4-Dakari Johnson Willie Cauley-Stein
at LOUISVILLE	12/27/14	58-50	14-Tyler Ulis	9-Karl-Anthony Town Dakari Johnson Trey Lyles	4-Trey Lyles Andrew Harrison	3-Willie Cauley-Stein	3-Marcus Lee
OLE MISS	01/06/15	89-86	26-Aaron Harrison	12-Willie Cauley-Stein	7-Tyler Ulis	3-Willie Cauley-Stein	4-Willie Cauley-Stein
at Texas A&M	01/10/15	70-64	18-Devin Booker	9-Dakari Johnson Karl-Anthony Towns	5-Andrew Harrison	3-Aaron Harrison	3-Karl-Anthony Town Trey Lyles Willie Cauley-Stein
MISSOURI	01/13/15	86-37	16-Aaron Harrison	10-Karl-Anthony Town	3-Andrew Harrison Tyler Ulis Dominique Hawkins	2-Dominique Hawkins	5-Karl-Anthony Town
at Alabama	1/17/15	70-48	13-Devin Booker	5-Dakari Johnson Trey Lyles Willie Cauley-Stein	3-Devin Booker Andrew Harrison	3-Andrew Harrison	2-Willie Cauley-Stein
VANDERBILT	01/20/15	65-57	14-Aaron Harrison	10-Willie Cauley-Stein	4-Andrew Harrison Devin Booker	3-Willie Cauley-Stein	7-Karl-Anthony Town
at South Carolina	1/24/14	58-43	18-Devin Booker	6-Dakari Johnson	6-Tyler Ulis	3-Aaron Harrison	4-Marcus Lee
at Mizzou	1/29/15	69-53	15-Andrew Harrison	7-Dakari Johnson	3-Andrew Harrison	3-Aaron Harrison Andrew Harrison	1-Karl-Anthony Town
ALABAMA	01/31/15	70-55	12-Karl-Anthony Town Willie Cauley-Stein	5-Marcus Lee	4-Tyler Ulis	2-Aaron Harrison	1-Dakari Johnson
GEORGIA	02/03/15	69-58	23-Andrew Harrison	13-Karl-Anthony Town	7-Andrew Harrison	2-Tyler Ulis	2-Karl-Anthony Town





2014-15 Kentucky Men's Basketball  
Kentucky Player High/Low Analysis (as of Feb 04, 2015)  
All games



Kentucky - INDIVIDUAL GAME HIGHS

Points	26		Aaron Harrison vs Ole Miss (01/06/15)
	23		Andrew Harrison vs Georgia (02/03/15)
	21		Willie Cauley-Stein vs Texas (12/05/14)
	19		Devin Booker vs UCLA (12/20/14)
	19		Karl-Anthony Towns vs Eastern Kentucky Univ. (12/07/14)
	19		Devin Booker vs UT Arlington (11/25/14)
	19		Aaron Harrison vs Boston (11/21/14)
Field Goals Made	8		Andrew Harrison vs Georgia (02/03/15)
	8		Karl-Anthony Towns vs Eastern Kentucky Univ. (12/07/14)
Field Goal Att.	20		Aaron Harrison at Texas A&M (01/10/15)
	16		Andrew Harrison vs Georgia (02/03/15)
FG Pct (min 5 made)	1.000	(5-5)	Karl-Anthony Towns vs UT Arlington (11/25/14)
	.889	(8-9)	Karl-Anthony Towns vs Eastern Kentucky Univ. (12/07/14)
3-Point FG Made	5		Aaron Harrison vs Missouri (01/13/15)
	5		Aaron Harrison vs Ole Miss (01/06/15)
	5		Devin Booker vs UCLA (12/20/14)
	5		Devin Booker vs UT Arlington (11/25/14)
3-Point FG Att.	13		Aaron Harrison at Texas A&M (01/10/15)
	9		Aaron Harrison vs Ole Miss (01/06/15)
3-Pt FG Pct (min 2 made)	1.000	(3-3)	Devin Booker vs Ole Miss (01/06/15)
	1.000	(3-3)	Devin Booker vs North Carolina (12/13/14)
	1.000	(2-2)	Tyler Ulis vs Montana State Univer (11/23/14)
	1.000	(2-2)	Andrew Harrison vs Kansas (11/18/14)
Free Throws Made	12		Dakari Johnson vs UT Arlington (11/25/14)
	9		Andrew Harrison at Mizzou (1/29/15)
	9		Aaron Harrison vs Ole Miss (01/06/15)
	9		Andrew Harrison vs North Carolina (12/13/14)
	9		Willie Cauley-Stein vs Texas (12/05/14)
Free Throw Att.	14		Dakari Johnson vs UT Arlington (11/25/14)
	12		Willie Cauley-Stein vs Texas (12/05/14)
FT Pct (min 3 made)	1.000	(6-6)	Karl-Anthony Towns vs Texas (12/05/14)
	1.000	(6-6)	Trey Lyles vs Montana State Univer (11/23/14)
	1.000	(4-4)	Andrew Harrison vs Georgia (02/03/15)
	1.000	(4-4)	Karl-Anthony Towns vs Alabama (01/31/15)
	1.000	(4-4)	Aaron Harrison at Mizzou (1/29/15)
	1.000	(4-4)	Tyler Ulis at South Carolina (1/24/14)
	1.000	(4-4)	Devin Booker at South Carolina (1/24/14)
	1.000	(4-4)	Aaron Harrison vs Vanderbilt (01/20/15)
	1.000	(4-4)	Alex Poythress vs Kansas (11/18/14)
	1.000	(4-4)	Devin Booker vs Buffalo (11/16/14)
	1.000	(3-3)	Karl-Anthony Towns vs Georgia (02/03/15)
	1.000	(3-3)	Devin Booker at Mizzou (1/29/15)
	1.000	(3-3)	Andrew Harrison vs UT Arlington (11/25/14)
	1.000	(3-3)	Aaron Harrison vs Montana State Univer (11/23/14)
Rebounds	13		Karl-Anthony Towns vs Georgia (02/03/15)
	13		Dakari Johnson vs Grand Canyon (11/14/14)
Assists	8		Andrew Harrison vs UCLA (12/20/14)
	8		Tyler Ulis vs North Carolina (12/13/14)
Steals	5		Willie Cauley-Stein vs Texas (12/05/14)
	4		Willie Cauley-Stein vs North Carolina (12/13/14)
	4		Andrew Harrison vs Providence (11/30/14)
Blocked Shots	7		Karl-Anthony Towns vs Vanderbilt (01/20/15)
	6		Karl-Anthony Towns vs Montana State Univer (11/23/14)

Turnovers	6	Andrew Harrison at LOUISVILLE (12/27/14)
	5	Karl-Anthony Towns at Texas A&M (01/10/15)
	5	Willie Cauley-Stein vs Ole Miss (01/06/15)
	5	Andrew Harrison vs Eastern Kentucky Univ. (12/07/14)
	5	Trey Lyles vs UT Arlington (11/25/14)
Fouls	5	Karl-Anthony Towns vs Alabama (01/31/15)
	5	Marcus Lee at Mizzou (1/29/15)
	5	Karl-Anthony Towns at Mizzou (1/29/15)
	5	Aaron Harrison at Texas A&M (01/10/15)
	5	Willie Cauley-Stein at Texas A&M (01/10/15)
	5	Karl-Anthony Towns at Texas A&M (01/10/15)
	5	Alex Poythress vs Texas (12/05/14)
	5	Willie Cauley-Stein vs Boston (11/21/14)
Minutes	5	Karl-Anthony Towns vs Buffalo (11/16/14)
	40	Aaron Harrison vs Ole Miss (01/06/15)



2014-15 Kentucky Men's Basketball  
Kentucky Opponent High/Low Analysis (as of Feb 04, 2015)  
All games



OPPONENT INDIVIDUAL GAME HIGHS

Points	25	House,Danuel at Texas A&M (01/10/15)
	25	Moody,Stefan vs Ole Miss (01/06/15)
	24	Hankerson, Cedric vs Boston (11/21/14)
	23	Summers,Jarvis vs Ole Miss (01/06/15)
	19	Clark, Wes at Mizzou (1/29/15)
	19	Richardson, Denzel vs Eastern Kentucky Univ. (12/07/14)
Field Goals Made	8	House,Danuel at Texas A&M (01/10/15)
	8	Moody,Stefan vs Ole Miss (01/06/15)
	8	Richardson, Denzel vs Eastern Kentucky Univ. (12/07/14)
Field Goal Att.	20	House,Danuel at Texas A&M (01/10/15)
	18	ROZIER, Terry at LOUISVILLE (12/27/14)
FG Pct (min 5 made)	.750 (6-8)	LaChance, Riley vs Vanderbilt (01/20/15)
	.750 (6-8)	Skeete, Jarryn vs Buffalo (11/16/14)
3-Point FG Made	5	Moody,Stefan vs Ole Miss (01/06/15)
	5	Hankerson, Cedric vs Boston (11/21/14)
3-Point FG Att.	10	Lo, Maodo vs Columbia (12/10/14)
	9	Hankerson, Cedric vs Boston (11/21/14)
3-Pt FG Pct (min 2 made)	1.000 (4-4)	Woolridge, Royce vs Grand Canyon (11/14/14)
	1.000 (3-3)	Richardson, Denzel vs Eastern Kentucky Univ. (12/07/14)
Free Throws Made	10	Summers,Jarvis vs Ole Miss (01/06/15)
	9	Wigginton, Rodell vs Buffalo (11/16/14)
Free Throw Att.	11	House,Danuel at Texas A&M (01/10/15)
	11	Summers,Jarvis vs Ole Miss (01/06/15)
	11	Wigginton, Rodell vs Buffalo (11/16/14)
FT Pct (min 3 made)	1.000 (6-6)	Dieudonne, Nathan vs Boston (11/21/14)
	1.000 (5-5)	Holland, DeMarcus vs Texas (12/05/14)
	1.000 (5-5)	Alexander, Daniel vs Grand Canyon (11/14/14)
	1.000 (4-4)	Moody,Stefan vs Ole Miss (01/06/15)
	1.000 (4-4)	ROZIER, Terry at LOUISVILLE (12/27/14)
	1.000 (4-4)	Turner, Myles vs Texas (12/05/14)
	1.000 (4-4)	Dunn, Kris vs Providence (11/30/14)
	1.000 (3-3)	Maten, Yante vs Georgia (02/03/15)
	1.000 (3-3)	Outler, Jamel vs UT Arlington (11/25/14)
Rebounds	10	Caruso,Alex at Texas A&M (01/10/15)
	9	Maten, Yante vs Georgia (02/03/15)
	9	CARRERA, Michael at South Carolina (1/24/14)
	9	Baldwin IV, Wade vs Vanderbilt (01/20/15)
	9	House,Danuel at Texas A&M (01/10/15)
	9	Looney, Kevon vs UCLA (12/20/14)
	9	Lammert, Connor vs Texas (12/05/14)
	9	Hervey, Kevin vs UT Arlington (11/25/14)
Assists	6	Mann, Charles vs Georgia (02/03/15)
	6	Paige, Marcus vs North Carolina (12/13/14)
Steals	4	Shamburger, Keith at Mizzou (1/29/15)
	4	Summers,Jarvis vs Ole Miss (01/06/15)
	4	Tokoto, JP vs North Carolina (12/13/14)
Blocked Shots	3	Jones, Damian vs Vanderbilt (01/20/15)
	3	Space,Antwan at Texas A&M (01/10/15)
	3	Saiz,Sebastian vs Ole Miss (01/06/15)
	3	Traylor, Jamari vs Kansas (11/18/14)
Turnovers	10	Dunn, Kris vs Providence (11/30/14)
	6	Summers,Jarvis vs Ole Miss (01/06/15)
	6	Tokoto, JP vs North Carolina (12/13/14)

Fouls	5	Post, Keanau at Mizzou (1/29/15)
	5	Wright, Namon at Mizzou (1/29/15)
	5	Gill-Caesar, Montagu at Mizzou (1/29/15)
	5	Roberson, Kourtney at Texas A&M (01/10/15)
	5	Saiz, Sebastian vs Ole Miss (01/06/15)
	5	Jones, Aaron vs Ole Miss (01/06/15)
	5	Turner, Myles vs Texas (12/05/14)
	5	Ridley, Cameron vs Texas (12/05/14)
	5	Hervey, Kevin vs UT Arlington (11/25/14)
	5	Dieudonne, Nathan vs Boston (11/21/14)
	5	Davis, De'Andre vs Grand Canyon (11/14/14)
	5	Smith, Kerwin vs Grand Canyon (11/14/14)





2014-15 Kentucky Men's Basketball  
Kentucky Team Game-by-Game Comparison (as of Feb 03, 2015)  
All games



Opponent	1st	2nd	Score	Mar	Total FG	FG Pct	3-Pointers	3FG Pct	Free Throws	FT Pct	Rebounds	Assist	T/Over	Block	Steal	Fouls
GRAND CANYON	43/16	42/29	85-45	+40	34-70/15-48	.486/.313	3-14/7-15	.214/.467	14-19/8-16	.737/.500	51/21 +30	13/8	13/21	10/3	8/5	16/20
BUFFALO	33/38	38/14	71-52	+19	25-61/16-46	.410/.348	6-20/4-12	.300/.333	15-23/16-21	.652/.762	45/25 +20	17/5	14/17	7/3	10/5	21/21
Kansas	38/28	34/12	72-40	+32	25-58/11-56	.431/.196	6-18/3-15	.333/.200	16-26/15-27	.615/.556	47/42 +5	15/4	6/11	11/3	5/5	21/19
BOSTON	40/35	49/30	89-65	+24	34-59/20-52	.576/.385	8-21/9-24	.381/.375	13-23/16-18	.565/.889	30/25 +5	24/10	13/22	9/1	9/5	21/24
MONTANA STATE UNIVER	39/11	47/17	86-28	+58	29-67/12-61	.433/.197	7-26/2-23	.269/.087	21-29/2-2	.724/1000	53/35 +18	19/4	8/21	12/3	11/3	8/23
UT ARLINGTON	55/12	37/32	92-44	+48	30-53/17-63	.566/.270	8-18/4-21	.444/.190	24-33/6-11	.727/.545	49/29 +20	19/3	18/16	11/0	6/8	16/27
PROVIDENCE	26/22	32/16	58-38	+20	24-53/11-39	.453/.282	2-7/3-12	.286/.250	8-17/13-18	.471/.722	33/29 +4	13/5	7/18	5/3	12/1	20/13
TEXAS	26/26	37/25	63-51	+12	21-56/14-47	.375/.298	1-12/4-20	.083/.200	20-32/19-29	.625/.655	31/42 (11)	12/9	8/22	4/1	9/4	26/25
EASTERN KENTUCKY UNIV.	41/14	41/35	82-49	+33	33-58/18-69	.569/.261	3-13/6-30	.231/.200	13-17/7-10	.765/.700	48/28 +20	21/8	17/12	11/1	6/8	14/17
COLUMBIA	23/25	33/21	56-46	+10	22-60/18-48	.367/.375	2-17/8-25	.118/.320	10-17/2-4	.588/.500	41/28 +13	11/6	4/10	6/2	6/3	9/18
NORTH CAROLINA	49/34	35/36	84-70	+14	27-48/27-60	.563/.450	7-15/6-13	.467/.462	23-31/10-13	.742/.769	24/31 (7)	19/13	15/18	5/2	12/5	17/22
UCLA	41/7	42/37	83-44	+39	32-64/19-71	.500/.268	12-26/5-16	.462/.313	7-12/1-4	.583/.250	47/42 +5	25/9	12/15	13/3	8/6	13/10
LOUISVILLE	22/18	36/32	58-50	+8	21-50/15-58	.420/.259	6-14/3-14	.429/.214	10-14/17-24	.714/.708	46/33 +13	11/1	18/9	3/2	6/10	20/16
OLE MISS	36/38	41/39	89-86	+3	25-60/29-59	.417/.492	11-20/9-17	.550/.529	28-40/19-22	.700/.864	34/32 +2	16/12	10/18	7/4	6/5	18/29
Texas A&M	25/28	28/25	70-64	+6	18-64/23-69	.281/.333	9-28/2-15	.321/.133	25-35/16-30	.714/.533	53/52 +1	13/7	12/12	10/6	6/3	26/23
MISSOURI	44/18	42/19	86-37	+49	27-56/16-59	.482/.271	8-18/1-18	.444/.056	24-30/4-8	.800/.500	46/27 +19	13/9	8/11	8/0	5/6	10/20
Alabama	35/17	35/31	70-48	+22	23-46/20-45	.500/.444	8-17/5-18	.471/.278	16-18/3-7	.889/.429	30/21 +9	14/4	10/15	3/4	5/4	13/19
VANDERBILT	33/26	32/31	65-57	+8	20-46/22-53	.435/.415	4-6/7-18	.667/.389	21-32/6-12	.656/.500	33/30 +3	13/11	13/16	11/3	8/6	14/19
South Carolina	34/24	24/19	58-43	+15	18-39/12-53	.462/.226	3-9/3-10	.333/.300	19-27/16-21	.704/.762	28/40 (12)	10/5	8/12	9/2	8/3	17/20
Mizzou	34/25	35/28	69-53	+16	20-44/18-43	.455/.419	2-7/4-16	.286/.250	27-37/13-20	.730/.650	34/26 +8	8/11	14/15	1/3	7/10	23/31
ALABAMA	37/24	33/31	70-55	+15	24-41/17-37	.585/.459	7-15/4-16	.467/.250	15-23/17-25	.652/.680	21/26 (5)	14/4	5/13	1/1	5/2	22/19
GEORGIA	42/27	27/31	69-58	+11	25-55/19-46	.455/.413	7-22/5-14	.318/.357	12-17/15-23	.706/.652	24/36 (12)	16/10	7/16	3/2	5/3	16/16

Note: Game totals are displayed in the format TEAM/OPPONENT for each category