

2013

KENTUCKY



BASEBALL

24-12, 7-8 SEC

NO. 14 S. CAROLINA

April 19-21

Columbia, S.C.

Carolina Stadium

February [7-1]

15	vs. UNC Asheville (at Wofford)	W, 9-2
17	vs. Niagara (at Wofford)	W, 20-3
18	at USC Upstate	W, 11-10
21	vs. Kansas State (Pelicans Park)	L, 5-7
22	vs. Elon (Pelicans Park)	W, 6-1
24	at Coastal Carolina	W, 8-2
26	Murray State	W, 11-5
27	Eastern Kentucky	W, 6-2

March [14-5, 6-3 SEC]

1	Akron	W, 21-2
2	Akron	W, 7-0
3	Akron	W, 9-2
6	Xavier	W, 6-3
8	Michigan State	W, 2-1
9	Michigan State	L, 1-6
10	Michigan State	W, 3-1
12	Ohio	W, 6-3
15	*at Florida	L, 1-4
16	*at Florida	W, 11-5
17	*at Florida	W, 6-2
19	Western Kentucky	L, 3-6
22	*No. 14 Mississippi State	L, 4-8
23	*No. 14 Mississippi State	W, 4-3
23	*No. 14 Mississippi State	W, 3-2
27	Marshall	W, 8-2
29	*Georgia	W, 3-2 (10)
30	*Georgia	L, 6-7
31	*Georgia	W, 5-0

April [3-6, 1-5 SEC]

2	at No. 9 Louisville	W, 5-4 (10)
5	*at No. 2 LSU	L, 1-11
6	*at No. 2 LSU	L, 1-9
7	*at No. 2 LSU	L, 4-11
9	Austin Peay	W, 6-3
12	*Tennessee	W, 5-4
13	*Tennessee	L, 9-10
14	*Tennessee	L, 0-5
16	No. 8 Louisville	L, 5-12
19	*at No. 14 South Carolina	7:00 p.m.
20	*at No. 14 South Carolina	3:00 p.m.
21	*at No. 14 South Carolina	1:30 p.m.
23	%at Western Kentucky	7:00 p.m.
25	*at No. 17 Ole Miss	7:30 p.m.
26	*at No. 17 Ole Miss	7:30 p.m.
27	*at No. 17 Ole Miss	3:15 p.m.

May

3	*No. 12 Arkansas	6:30 p.m.
4	*No. 12 Arkansas	7:00 p.m.
5	*No. 12 Arkansas	1:00 p.m.
7	Wright State	6:30 p.m.
10	*No. 2 Vanderbilt	6:30 p.m.
11	*No. 2 Vanderbilt	7:00 p.m.
12	*No. 2 Vanderbilt	1:00 p.m.
14	No. 19 Indiana	6:30 p.m.
16	*at Missouri	7:00 p.m.
17	*at Missouri	7:00 p.m.
18	*at Missouri	2:00 p.m.
21-27	SEC Tournament	TBA

*: denotes SEC game;

%: Bowling Green Ballpark (Bowling Green, Ky.)

QUICK NOTES

- UK has won 64 consecutive games when leading after the seventh inning, dating back to 2011. UK won its final five games when staked to a seventh-inning lead in 2011, and then went an astounding 40-0 in 2012 when leading after seven frames. UK is 19-0 in 2013 when leading after seven.
- Junior J.T. Riddle is the sixth hardest player to strikeout in college baseball. The Frankfort, Ky., native owns a 21-7 walk-strikeout ratio and has only struck out five times since March 6.
- With an error on Sunday vs. Georgia, Riddle snapped a streak of 358.2 consecutive errorless innings worked, dating back to May 11, 2012 vs. Alabama. During the summer, while playing second base every day, Riddle led the Cape Cod League in defensive assists.
- After Kentucky allowed a double steal at Florida on Saturday in the second inning, it snapped a streak of 406 consecutive plate appearances without surrendering a steal. UK has allowed the second-fewest steals in the SEC, surrendering 16-of-28, with Micheal Thomas nabbing seven runners stealing.
- UK has a 8-3 record in one or two-run games in 2013 and has posted a 26-13 record in one or two-run games the last two seasons.
- Junior Trevor Gott is UK's single season and career record holder for saves. Gott set the record with nine saves in 2012 and now has 20 career saves in 23 chances. Last year, Gott went 9-for-10 in save chances and is 9-for-11 in 2013.
- The UK bullpen has an 11-0 record, a 2.41 ERA and nine saves. The Wildcats have only allowed 27 walks in 116 innings in relief.
- A.J. Reed ranks fourth in the SEC with nine homers and paces the UK team with 17 two-out RBI. Max Kuhn, who leads the team in walks, also leads the team with 16 two-out hits.
- Louisville, Ky., native Corey Littrell owns 19 wins in his three-year career and is now in ninth place in UK career annals.
- UK has only won three weekend series meetings in Columbia, S.C., in program history. The last series win at South Carolina for the Wildcats come in a sweep in 1999.
- UK ranks second in the NCAA with 15 players on its 2013 roster that have been drafted, trailing only Vanderbilt (18).
- With nine players in the Cape Cod League or with the USA Collegiate National Team during the summer, UK tied for the NCAA lead.

GAMECENTER

Kentucky Wildcats			South Carolina Gamecocks		
Record:	24-12 (7-8 SEC)		Record:	28-10 (8-7 SEC)	
Ranking:	No. 17 (<i>Baseball America</i>)		Ranking:	No. 14 (ESPN/USA Today)	
Last Game:	lost vs. No. 8 UofL, 5-12		Last Game:	won vs. COC, 10-6	
Head Coach:	Gary Henderson (S. Diego St., 84)		Head Coach:	Chad Holbrook (UNC, 94)	
Overall Record:	153-111 (.580) - 5th year		Overall Record:	28-10 (.737) - 1st year	
at UK:	153-111 (.580) - 5th year		at USC:	28-10 (.737) - 1st year	

Date/Time:	April 19-22/7 p.m., 3 p.m., 1:30 p.m. ET
Location:	Columbia, S.C. (Carolina Stadium; 8,242)
Radio:	UK IMG Network with Neil Price
Internet:	UKathletics.com

PROJECTED PITCHING MATCH-UPS

FRIDAY		W-L	ERA	G/GS	IP	H	R	ER	BB	SO
UK	A.J. Reed (So., LHP)	2-4	3.02	9/9	53.2	59	25	18	12	39
SC	Nolan Belcher (Sr., LHP)	5-3	1.63	9/9	66.1	55	18	12	5	55
SATURDAY		W-L	ERA	G/GS	IP	H	R	ER	BB	SO
UK	Jerad Grundy (Sr., LHP)	5-4	4.18	9/9	56.0	56	30	26	16	49
SC	Jordan Montgomery (So., LHP)	3-0	0.69	5/5	26.0	21	3	2	8	23
SUNDAY		W-L	ERA	G/GS	IP	H	R	ER	BB	SO
UK	Corey Littrell (Jr., LHP)	4-2	3.16	9/9	57.0	54	29	20	21	51
SC	Colby Holmes (Sr., RHP)	4-2	4.39	10/8	41.0	35	25	20	13	33

www.UKathletics.com

MONDAY	TUESDAY	WEDNESDAY	THURSDAY	FRIDAY	SATURDAY	SUNDAY
off day	UK vs. Louisville 6:30 p.m. ET	practice	travel to Columbia, S.C. practice at Carolina Stadium	UK at South Carolina 7 p.m. ET	UK at South Carolina 3 p.m. ET	UK at South Carolina 1:30 p.m. ET travel to Lexington, Ky.
MONDAY	TUESDAY	WEDNESDAY	THURSDAY	FRIDAY	SATURDAY	SUNDAY
off day	UK at Western Kentucky 7 p.m. ET	travel to Oxford, Miss. practice at Swayze Stadium	UK at Ole Miss 7:30 p.m. ET	UK at Ole Miss 7:30 p.m. ET	UK at Ole Miss 7:30 p.m. ET depart for Lexington, Ky.	TBA

QUICK FACTS

UNIVERSITY

Location: Lexington, Ky.
 Founded: 1865
 Enrollment: 28,098
 Nickname: Wildcats
 Colors: Blue (PMS 286) and White
 Conference: Southeastern (Eastern Division)
 Stadium: Cliff Hagan Stadium (3,000)
 President: Dr. Lee T. Todd, Jr.
 Athletics Director: Mitch Barnhart

MEDIA RELATIONS

Baseball contact: Brent Ingram/Will Kindred
 Ingram e-mail: brent.ingram@uky.edu
 Kindred e-mail: will.kindred@uky.edu
 Ingram cell: 859.608.6230
 Office: 859.257.3838 (Ingram ext. 8504)
 Fax: 859.323.4310
 Press box: 859.257.9011
 Website: www.UKathletics.com

COACHING STAFF

Head Coach: Gary Henderson (#20)
 Alma Mater: San Diego State, 1984
 Career Record: 153-111, 5th year
 Record at UK: 153-111, 5th year
 Assistant Coach: Brad Bohannon (#38)
 Assistant Coach: Brian Green (#1)
 Volunteer Assistant: Keith Vorhoff (# 43)
 Dir. of Ops.: Bo Thompson

FACILITY

Stadium: Cliff Hagan Stadium at Shively Field
 First Year: 1969 (renovated in 2007)
 Capacity: 3,000
 Dimensions: 340-365-390-350-310

MEDIA INFORMATION

CREDENTIALS

All media credential requests should be submitted at least 24 hours prior to home games. Credentials can be picked up the day of a game at the ticket window at Cliff Hagan Stadium. Requests should be made through the Media Relations Office by contacting **Brent Ingram**.

PRESS BOX

The Cliff Hagan Stadium Press Box sits above the grandstand behind home plate. The press box phone number is (859) 257-9011.

MEDIA SERVICES

During games, media will be provided with a media guide as well as notes and updated statistics. Final box scores will be available shortly following each game. For FAX service, please contact a member of the Kentucky Media Relations Office for assistance. Phones will be made available on a first-come, first-serve basis in the Press Box.

POST-GAME INTERVIEWS

Interviews with players and coaches are done in an informal manner on the field following each game. For assistance in locating any member of the Kentucky team, find **Brent Ingram** for help. For assistance with opposing players and coaches, please see the opposing SID.

PRACTICE/INTERVIEWS

Head coach Gary Henderson is available for interviews weekday mornings as well as immediately after practice. His office is located underneath the West stands of Commonwealth Stadium.

Team practices take place each weekday afternoon at Cliff Hagan Stadium. All practices are subject to change based on class schedules of the players and travel as well as game schedules. All practices are open to the media. Interviews with coaches and/or players are after practice and phone interviews may be arranged. Advance notice is requested for all interviews. Please arrange all interviews through the Kentucky Media Relations Office and baseball contact **Brent Ingram**.

PHOTOGRAPHS

Photographs are made available to the media for publication use. To obtain photos of any Wildcat player, please contact **Brent Ingram** in the Kentucky Media Relations Office. Photos are also available for media members on the SEC website at www.secsports.com/media.

ON THE WEB

Updated results, statistics and game notes are available 24 hours a day on the official website of Kentucky athletics, www.UKathletics.com.

NO "BATCATS" PLEASE

Please refrain from referring to the UK baseball team as the "BatCats" ... Feel free to use University of Kentucky, Kentucky, UK, Wildcats or Cats.

KENTUCKY BASEBALL



NUMERICAL ROSTER

No.	Name	Pos.	B/T	Ht.	Wt.	Cl.	Hometown/Previous School
2	Zac Zellers	OF	R/R	6-0	185	SR	St. Louis, Mo./Rockwood/Heartland
3	Andrew Bryant	IF	R/R	5-9	170	R-FR	Lexington, Ky./Tates Creek
4	Paul McConkey	IF	L/R	5-11	190	JR	Knoxville, Tenn./Halls
5	Trevor Gott	RHP	R/R	6-0	190	JR	Lexington, Ky./Tates Creek
6	Matt Reid	IF	L/R	5-11	180	JR	Russiaville, Ind./Western
7	Lucas Witt	OF	R/R	6-1	190	JR	Lexington, Ky./Lexington Christian
8	Walter Wijas	RHP	R/R	6-2	205	SR	Elk Grove Village, Ill./James Conant
9	Max Kuhn	IF	R/R	5-11	195	SO	Zionsville, Ind./Zionsville
10	J.T. Riddle	IF	L/R	6-3	185	JR	Frankfort, Ky./Western Hills
11	Jacob Russell	C/1B/OF	R/R	6-4	240	SO	Lawrenceburg, Ky./Anderson County/EKU
12	*Chase Mullins	LHP	L/L	6-9	280	FR	Paris, Ky./Bourbon County
14	Chandler Shepherd	RHP	R/R	6-2	185	SO	Louisa, Ky./Lawrence County
15	Jeff Boehm	OF/LHP	L/L	6-1	215	SO	Lansing, Ill./Mt. Carmel
16	Zack Storm	IF	R/R	6-0	200	FR	London, Ky./North Laurel
17	Taylor Martin	RHP	R/R	6-4	200	SO	Lexington, Ky./Lexington Catholic
18	A.J. Reed	LHP/1B	L/L	6-4	245	SO	Terre Haute, Ind./Terre Haute South
19	Austin Cousino	OF	L/L	5-10	180	SO	Dublin, Ohio/Dublin Coffman
21	Corey Littrell	LHP	L/L	6-3	195	JR	Louisville, Ky./Trinity
22	Matt Pope	RHP	R/R	6-7	220	FR	Johnson City, Tenn./Science Hill
23	Kyle Cody	RHP	R/R	6-7	230	FR	Chippewa Falls, Wis./McDonnell Central
24	Dylan Dwyer	LHP	L/L	6-1	175	FR	Murray, Ky./Calloway County
25	Ryne Combs	LHP	L/L	6-0	185	FR	Lexington, Ky./Bryan Station
26	Jerad Grundy	LHP	L/L	6-1	200	SR	Johnsburg, Ill./Johnsburg/Miami/Heartland
27	Trace Vorbeck	IF/RHP	R/R	6-1	195	FR	Corbin, Ky./Corbin
29	Zach Strecker	RHP	R/R	6-4	225	R-FR	Louisville, Ky./Eastern
30	Sam Mahar	LHP	R/L	6-1	190	SO	Kenosha, Wis./Kenosha Tremper
34	Thomas Weaver	IF	R/R	6-1	175	FR	Salem, Va./North Cross
35	Zach Arnold	C	R/R	6-2	175	FR	Frankfort, Ky./Franklin County
37	Kyle Barrett	OF	L/L	5-11	175	FR	Douglasville, Ga./Chapel Hill
39	Casey Schroeder	C	S/R	6-2	190	FR	Glandorf, Ohio/Ottawa-Glandorf
40	Greg Fettes	C	R/R	6-2	225	R-FR	Madison Heights, Mich./Lamphere
42	Micheal Thomas	C	R/R	5-11	210	R-JR	Elizabethtown, Ky./Elizabethtown
44	Dorian Hairston	OF	R/R	5-11	210	FR	Lexington, Ky./Tates Creek
46	Thomas Bernal	IF/C	R/R	6-0	210	R-SO	Paso Robles, Calif./Paso Robles
47	Storm Wilson	OF	S/R	5-11	185	FR	Science Hill, Ky./Somerset

* will redshirt the 2013 season

ALPHABETICAL

35	Zach Arnold	C
37	Kyle Barrett	OF
46	Thomas Bernal	IF/C
15	Jeff Boehm	OF/LHP
3	Andrew Bryant	IF
23	Kyle Cody	RHP
25	Ryne Combs	LHP
19	Austin Cousino	OF
24	Dylan Dwyer	LHP
40	Greg Fettes	C
5	Trevor Gott	RHP
26	Jerad Grundy	LHP
44	Dorian Hairston	OF
9	Max Kuhn	IF
21	Corey Littrell	LHP
30	Sam Mahar	LHP
17	Taylor Martin	RHP
4	Paul McConkey	IF
12	Chase Mullins	LHP
22	Matt Pope	RHP
18	A.J. Reed	LHP/1B
6	Matt Reid	IF
10	J.T. Riddle	IF
11	Jacob Russell	C/1B/OF
39	Casey Schroeder	C
14	Chandler Shepherd	RHP
16	Zack Storm	IF
29	Zach Strecker	RHP
42	Micheal Thomas	C
27	Trace Vorbeck	IF/RHP
34	Thomas Weaver	IF
8	Walter Wijas	RHP
47	Storm Wilson	OF
7	Lucas Witt	OF
2	Zac Zellers	OF

COACHING STAFF

Head Coach: Gary Henderson (San Diego State, 1984), #20
Career Record: 153-111, fifth season
Record at UK: 153-111, fifth season
Assistant Coach: Brian Green (New Mexico State, 1995), #1
Assistant Coach: Brad Bohannon (Berry College, 1998), #38
Volunteer Assistant: Keith Vorhoff (Missouri Valley, 2004), #43
Director of Operations: Bo Thompson (Kentucky, 2009)

PRONUNCIATION GUIDE

Bernal bur-NELL
Cousino KOO-sa-NO
Fettes FETT-is
Kuhn COON
Mahar MA-har
Redia RAY-da
Wijas WHY-jus



PROJECTED PITCHING MATCHUPS

Kentucky will send its regular weekend rotation of sophomore southpaw A.J. Reed (2-4, 3.02 ERA) on Friday, senior lefty Jerad Grundy (5-4, 4.18 ERA) on Saturday and junior left-hander Corey Littrell (4-2, 3.16 ERA) on Sunday.

A native of Terre Haute, Ind., Reed will be making his 10th weekend start of the year, owning 53.2 innings, allowing 59 hits and 12 walks, striking out 39. Last Friday vs. Tennessee, Reed worked a quality start in a no-decision, tossing 6.2 innings, allowing eight hits and two runs, walking two and striking out six. In his two-year career on the mound, the preseason All-America lefty has a 7-7 record and a 2.77 ERA in 25 games and 14 starts, working 107.1 innings with 90 strikeouts. In a relief outing during a 2012 Saturday win over then No. 2 South Carolina, Reed worked two shutout innings, allowing two hits and one walk.

Grundy, a native of Johnsbury, Ill., will be making his 10th middle-of-the-weekend start for UK in 2013. The 6-foot-1, 200-pounder has worked 56 innings, allowing 56 hits and 16 walks, striking out 49. On Saturday vs. Tennessee, Grundy worked four innings, allowing nine hits and six runs, walking two and striking out seven. In his two-year UK career, Grundy has an 11-7 record and a 3.94 ERA in 25 starts, working 141.2 innings, with 112 strikeouts. In his 2012 start vs. No. 2 South Carolina, Grundy worked 5.2 innings, allowing seven hits and three runs, walking three and striking out three on 75 pitches.

A native of Louisville, Ky., Littrell, has made nine weekend-closing starts in 2013. The preseason All-America lefty has tossed 57 innings, allowing 54 hits and 21 walks, striking out a staff-high 51. In his three-year career, Littrell has a 19-10 record with a 4.13 ERA, tossing 224.1 innings, striking out 189.

LEADING THE WILDCATS

Kentucky (24-12, 7-8 SEC) has hit .273 as a team, with a .382 slugging and a .384 on-base percentage. UK has stolen 43 bases, fielded .969 and turned 38 double plays, picking off nine runners and allowing only 16 steals. On Sunday, Littrell suffered a loss in 7.1 innings, allowing eight hits and five runs, walking two and striking out three vs. Tennessee. In his series-sweep clinching win over No. 2 South Carolina in 2012, Littrell worked 5.1 innings, allowing nine hits and three runs, walking two and striking out three. In 2011, Littrell made a quality start at Carolina Stadium, working six strong innings, allowing six hits and two runs, walking three and striking out one.

The Wildcats have been led individually by freshman outfielder Kyle Barrett, who has hit .338 with four doubles, one triple, 10 RBI and three steals. Reed has hit .317 with five doubles, two triples, nine homers and 40 RBI. Junior second baseman J.T. Riddle has hit .308 with seven doubles, one triple, one homer and 18 RBI, stealing five bases. All-America centerfielder Austin Cousino has hit .275 with nine doubles, one triple, four homers, 22 RBI and 10 steals. Catcher Micheal Thomas has batted .273 with two doubles, two homers and 18 RBI, while third baseman Max Kuhn has a .267 average with seven doubles, one triple, three homers and 24 RBI, leading the team with 29 walks.

In the bullpen, Kentucky has been paced by senior righty Walter Wijas (2-0, 0.44 ERA), who has appeared in 18 games and worked 20.1 innings with three walks and 19 strikeouts. Junior Trevor Gott (4-0, 0.90 ERA) – the program record holder for saves in a career and season – has appeared in 17 games with nine saves. Gott has fanned 24 and walked four in 20 innings. Chandler Shepherd has tossed 35 innings, allowing 37 hits and 10 walks, striking out 22 in 15 outings. Freshmen Zach Strecker (1-0, 0.84 ERA), Ryne Combs (0-0, 1.65 ERA), Dylan Dwyer (1-0, 4.76 ERA) and Kyle Cody (3-2, 6.21 ERA) have each appeared in double-digit games.

SERIES HISTORY

South Carolina leads the all-time series with Kentucky, 41-32, including a 23-10 mark in games played in Columbia. UK swept the 2012 series with South Carolina sweeping at home in 2011. UK has won three all-time series meetings in Columbia, with its last coming as a sweep in 1999.

LAST MEETING IN THE SERIES

In the 2012 series, Kentucky posted a series sweep on SEC opening weekend at Cliff Hagan Stadium. In the opener, UK fell behind 3-0 after six innings, before rallying with two runs in the seventh to take a 3-2 hole into the bottom of the ninth inning. After Austin Cousino was hit by a

SEC STANDINGS

as of 4/17/13

Eastern Division					
Team	Rec.	Pct.	GB	All	
Vanderbilt	14-1	.933	--	33-5	
S. Carolina	8-7	.533	6.0	28-10	
Florida	8-7	.533	6.0	20-18	
Kentucky	7-8	.467	7.0	24-12	
Tennessee	5-10	.333	9.0	17-18	
Missouri	4-11	.267	10.0	12-20	
Georgia	3-12	.200	11.0	14-24	
Western Division					
Team	Rec.	Pct.	GB	All	
LSU	13-2	.867	--	34-3	
Arkansas	9-6	.600	3.0	25-14	
Alabama	8-8	.500	4.0	23-18	
Miss. State	8-7	.533	6.0	30-9	
Ole Miss	7-8	.467	6.0	26-12	
Texas A&M	6-9	.400	5.0	21-17	
Auburn	5-10	.333	7.5	23-14	

THIS WEEKEND IN THE SEC

18 (THURSDAY)

*Auburn at Miss. State [#ESPNU] 6:30 p.m. CT

19 (FRIDAY)

*LSU at Alabama 6:30 p.m. CT

*Auburn at Miss. State [#CSS] 6:30 p.m. CT

*Texas A&M at Arkansas [CST] 6:30 p.m. CT

*Florida at Missouri 6 p.m. CT

*Vanderbilt at Georgia 7 p.m. CT

*Kentucky at South Carolina 7 p.m. ET

*Ole Miss at Tennessee 6 p.m. ET

20 (SATURDAY)

*LSU at Alabama [#FSN] 7 p.m. CT

*Auburn at Mississippi State 4 p.m. CT

*Texas A&M at Arkansas [#ESPNU] 7:30 p.m. CT

*Florida at Missouri 2 p.m. CT

*Vanderbilt at Georgia [CSS] 4 p.m. ET

*Kentucky at South Carolina [FSN] 3 p.m. ET

*Ole Miss at Tennessee 4 p.m. ET

21 (SUNDAY)

*LSU at Alabama 1 p.m. CT

*Texas A&M at Arkansas [#ESPN2] 1 p.m. CT

*Florida at Missouri Noon CT

*Vanderbilt at Georgia 2 p.m. ET

*Kentucky at South Carolina 1:30 p.m. ET

*Ole Miss at Tennessee [#ESPNU] 2 p.m. ET



2013 HONORS

Kyle CODY

- 39th-best NCAA freshman (*Baseball America*)

austin COUSINO

- SEC Player of the Year (*Baseball America*)
- SEC's Best Defensive Outfielder (*Baseball America*)
- second-best SEC sophomore (*Baseball America*)
- sixth-best NCAA sophomore (*Baseball America*)
- *Baseball America* second-team All-America
- NCBWA third-team All-America
- *Louisville Slugger* second-team All-America
- 16th-best NCAA player (College Baseball Daily)
- No. 21 NCAA sophomore (Perfect Game)

trevor GOTT

- NCBWA Stopper of the Year Watch List
- No. 54 NCAA junior (Perfect Game)

corey LITRELL

- 10th-best SEC junior (*Baseball America*)
- 36th-best NCAA junior (*Baseball America*)
- NCBWA third-team All-America
- *Louisville Slugger* second-team All-America
- No. 39 MLB Draft eligible NCAA prospect (*Baseball America*)
- 44th-best NCAA player (College Baseball Daily)
- No. 42 NCAA junior (Perfect Game)

jerad GRUNDY

- eighth-best NCAA senior (*Baseball America*)
- No. 17 NCAA senior (Perfect Game)

a.j. REED

- NCBWA National Hitter of the Week (3/5/13)
- Louisville Slugger National Player of the Week (3/4/13)
- SEC Player of the Week (3/4/13)
- third-best SEC sophomore (*Baseball America*)
- 16th-best NCAA sophomore (*Baseball America*)
- NCBWA third-team All-America
- 37th-best NCAA player (College Baseball Daily)
- No. 20 NCAA sophomore (Perfect Game)

matt REIDA

- No. 97 MLB Draft eligible NCAA prospect (*Baseball America*)

j.t. RIDDLE

- SEC Player of the Week (2/19/13)

chandler SHEPHERD

- No. 44 NCAA sophomore (Perfect Game)

walter WIJAS

- No. 49 NCAA senior (Perfect Game)

pitch, Luke Maile belted a walk-off, two-run homer off South Carolina's Evan Beal. Taylor Rogers started for UK, working 5.2 innings, allowing three runs, with Michael Roth working 6.2 innings of two-run ball for USC. In the second game of the 2012 series, UK jumped out to a 2-0 lead in the first inning, before USC took a 3-2 lead into the bottom of the sixth. UK rallied for a run in the bottom of the sixth, before getting the go-ahead RBI in the seventh. Jerad Grundy started for UK, working 5.2 innings of three-run baseball, with USC All-America closer Matt Price tossing 6.1 innings, allowing seven hits and four runs in a 110-pitch start. In the finale, UK jumped out with two runs in the first, before the game sat tied at 3-3 after five. UK plated three runs in the sixth and held on for a 6-3 win, with Trevor Gott completing the sweep with the save in the ninth. Corey Littrell tossed 5.1 innings, allowing nine hits and three runs in the start, with USC's Colby Holmes starting and working 4.2 innings with three runs allowed.

UK HITTING LEADERS IN 2012 VS. USC

In the meeting last year, the Wildcats were led in hitting by A.J. Reed, who hit .455 (5-for-11) with a double and two RBI. Zac Zellers hit .444 (4-for-9) with a double, RBI and a steal. Catcher Luke Maile hit .364 during the weekend with two homers and six RBI. Austin Cousino had a 4-for-13 weekend against the Cocks in 2012. Overall during the series with USC in 2012, UK had a .271 average and a 2.67 team ERA.

RANKED FOES IN 14 OF 16 GAMES

UK is in the midst of a stretch of 14 of 16 games against top-20 ranked foes. The Wildcats have posted a 3-5 record against top-15 teams in 2013. In 2012, UK went 15-10 against teams ranked in the top-25, the second-most wins in program history against ranked foes. UK also went 10-4 against top-10 teams in 2012.

ITS THE WILDCATS IN CLOSE ONES

The Wildcats have excelled in one-run games over the last two seasons. In 2013, UK has a 7-2 record in one-run games and an 8-3 record in one or two-run games. During the 2012 season, UK's club has an ability to pull out the close contests, also a strength of the 2013 club. Over the last two years, UK has a 26-13 record in one or two-run games.

FRESHMEN IMPACT BULLPEN

Several freshman have contributed vitally to UK's bullpen success in 2013. Lefties Ryne Combs and Dylan Dwyer have been highly useful out of the bullpen as left-handed relievers with an ability to get extended outs if needed. Right-hander Zach Strecker has been relied on in crucial situations to face right-handed hitters, having a breakout outing at No. 2 LSU. Six-foot-7 righty Kyle Cody has been used as a midweek starter and as a power armed reliever.

BARRETT EMERGES AS IMPACT FRESHMAN

Kyle Barrett has quickly cemented himself as one of the top freshmen in college baseball and as one of the most dangerous hitters in the Wildcat lineup. The Douglasville, Ga., native leads UK in average in his first 29 career games and has become UK's leadoff hitter in an effort to get All-America centerfielder Austin Cousino into the three-hole in the order. In his five games as the No. 2 hitter, Barrett has totaled multi-hit games in three contests, including a pair of career-high three hit games. Regarded as one of the fastest players in the league, Barrett gives UK tremendous speed out of the left-handed box with a great line-drive, all-fields approach at the plate.

THE RIDDLER

One of the stories of the 2013 season has been the performance of UK junior second baseman J.T. Riddle. The Frankfort, Ky., native has been as a middle-of-the-order presence and has continued to shine defensively. A 6-foot-3, 185-pound left-handed hitter, Riddle had a streak of 358.2 consecutive innings played snapped with an error on Sunday in a win over Georgia, his first error of 2013.

KUHN EMERGES AS LINEUP FORCE

One of the biggest weapons in the Kentucky lineup has been first-year starter Max Kuhn. Kuhn, a native of Zionsville, Ind., and a former draft pick of our high school by the Oakland Athletics, is a talented hitter and defender at the corner infield positions. Owning laser arm strength and soft hands, Kuhn has been able to play third and first base well and has been a middle of the order hitter for the UK lineup, ranking as the team-leader in walks.

THOMAS EARNS PLAYING TIME

The Wildcats entered 2013 needing to answer two questions positionally, who would play third base and who would catch. Redshirt junior Micheal Thomas appears to have established himself as a force

behind the plate, invoking comparisons to former UK great Marcus Nidiffer. Thomas has started 29 of 36 games behind the plate and come off the bench as a pinch hitter, with one start as the DH. A hard-nosed walk on who has impressed coaches with his work ethic and knowledge of the system, Thomas had a big swing in leading UK to the series win at Florida, belting a three-run second-inning homer over the leftfield grandstand of the Sunday rubber match win.

2012 WILDCATS BY THE NUMBERS

195 Number of assists for SS Matt Reida in 2012, second-most in SEC
 142 School-record number of putouts for Austin Cousino in 2012
 40-0 UK's record in 2012 when leading after seven innings
 29-5 Home record in 2012, second-best record in program history
 22 Total number of saves in 2012, a UK school record
 21 Number of hit by pitches for Zac Zellers as a junior
 18-10 UK's record in one-run games in 2012
 15 Number of drafted players on 2013 roster, second-most in NCAA
 15 Consecutive weeks ranked in the top-20
 9 School-record number of saves for Trevor Gott in 2012
 2.74 Corey Littrell's 2012 ERA, the eighth-best in UK history
 .976 School-record fielding percentage for UK in 2012
 .456 Zellers on-base percentage in 2012, fourth-best in the league

BULLPEN DOMINATION

One of the recipes to a championship baseball team is a dependable bullpen. Over the last two season, the Wildcats have been boosted by one of the top relief corps in the NCAA, with UK currently riding a streak of 64 consecutive wins when leading after the seventh inning, including a 40-0 record in 2012 and the last five wins of 2011. Kentucky's 2013 bullpen has gone 19-0 when leading after seven innings and is supported by some versatile veterans, including junior Trevor Gott, the school single-season record holder for saves. Gott has the most saves in UK career history (20) and has tied his single-season record with nine saves in 11 chances. Overall, UK's relievers have an 11-0 record and a 2.41 ERA, tossing 116 innings, walking 27 and striking out 92. UK's bullpen had its streak of consecutive innings pitched without allowing a walk at 15.1 innings during a Saturday win at Florida. In 2013, UK has inherited 80 runners, allowing 29 to score (36-percent). By comparison, the New York Yankees led MLB in 2012 with a 22-percent mark of inherited runners scoring. UK inherited 155 runners in 2012 and allowed 52 to score (34-percent), with its bullpen owning a 17-6 record and a 2.97 ERA.

UK IN THE RANKINGS

Kentucky dropped to season worsts in the four major poll on Monday. UK is ranked No. 17 (Baseball America), No. 18 (National Collegiate Baseball Writers Association), No. 19 (USA Today/ESPN) and No. 23 (Collegiate Baseball).

NO STEALS FOR YOU

One of the hallmarks of UK head coach Gary Henderson's pitching staffs is its stingy attitude towards allowing stolen bases. Since Henderson took over calling the pitches in 2005, UK has consistently shut down the shortgame. With the NCAA bat changes, controlling the running game has taken center stage nationally, with UK's ability to shut down stolen bases continuing to take priority. With a double steal at Florida, UK had its streak of 406 consecutive plate appearances without allowing a stolen base snapped. Overall, UK has allowed only 16 stolen bases in 28 attempts, second fewest in the SEC.

UK MAKES HISTORY WITH SERIES WIN AT FLORIDA

Kentucky picked up its first series win in 14 years at Florida in its SEC opener. UK fell in the series opener, 4-1, after three seventh-inning errors allowed three unearned runs to score. The Wildcats responded to win the second game, before a four-RBI and three-hit game from Austin Cousino, before rallying in the rubber match to win the series behind Corey Littrell's 18th career win and Micheal Thomas' three-run, second-inning homer. UK has won only five series in Gainesville in the series, which dates back to 1953. UK has now won in 1973, 1975, 1993, 1999 and 2013.

SCOUTING THE COCKS

South Carolina (28-10, 8-7 SEC) is coming off a midweek win over College of Charleston and a series sweep at the hands of Florida in Gainesville, Fla., at McKethan Stadium. In his last series at home, the Gamecocks swept No. 13 Texas A&M a weekend after getting swept by No. 17 Arkansas at Carolina Stadium. The Gamecocks has hit .287 as a team, with a .430 slugging and a .387 on-base percentage, stealing 39 bases. As one of the top power-hitting teams in college baseball, South Carolina has slugged 62 doubles and 35 homers. Defensively, USC has allowed the fewest steals in the SEC, fielding .974 with three pickoffs. On the mound, USC has a 3.20 ERA in 38 games, walking 97 and striking out 315 in

SEC Weekly Awards

WEEK	PLAYER
1	J.T. Riddle, Kentucky Zack Powers, Florida
2	LB Danzler, South Carolina
3	A.J. Reed, Kentucky
4	Joey Pankake, South Carolina
5	Mason Katz, LSU
6	Alex Bergman, LSU
7	Mason Katz, LSU
8	Keaton Steele, Missouri
9	Hunter Renfroe, Miss. State
10	
11	
12	
13	
14	

WEEK	PITCHER
1	Bobby Wahl, Ole Miss
2	Philip Pfeifer, Vanderbilt
3	Kevin Ziomek, Vanderbilt
4	Kevin Ziomek, Vanderbilt
5	Keaton Steele, Missouri
6	Ryne Stanek, Arkansas
7	Jonathon Crawford, Florida
8	Kendall Graveman, Miss. State
9	Zack Godley, Tennessee
10	
11	
12	
13	
14	

WEEK	FRESHMAN
1	Mikey White, Alabama
2	Colin Poche, Arkansas
3	Jonathan Moroney, Texas A&M
4	Trey Killian, Arkansas
5	Georgie Salem, Alabama
6	Matt Kent, Texas A&M
7	Tyler Spoon, Arkansas
8	Max Schrock, Tennessee
9	Harrison Bader, Florida
10	
11	
12	
13	
14	

REED'S AWARD: 3/4/13

A.J. Reed was named SEC Player of the Week and Louisville Slugger National Player of the Week after hitting .526 (10-for-19) with three homers and 15 RBI during a five-game week ... He added a double and a six-inning win on the mound, allowing only two runs and striking out four in his third career Friday-night start ... Reed leads the SEC with four homers in 2013.

337 innings.

At the plate, the Gamecocks have been led by Connor Bright, who has hit .330 with five doubles, one triple, four homers and 13 RBI. Slugging first baseman LB Dantzler has hit .326 with nine doubles, one triple, 10 homers and 38 RBI, while strong-armed catcher Grayson Greiner has a .306 average with five doubles, three homers and 25 RBI. Leftfielder Graham Saiko has hit .304 with five doubles, one homer and 17 RBI, stealing a team high 10 bases. Shortstop Joey Pankake has hit .292 with five doubles, seven homers and 28 RBI. Chase Vergason has added a .283 average with four homers and 18 RBI, with Max Schrock hitting .260 with three homers and 28 RBI.

In the bullpen, USC has been paced by league saves leader, lefty Tyler Webb (1-1, 0.75 ERA), who has 11 saves and 36 strikeouts in 24 innings. Adams Westmoreland (4-1, 1.74 ERA) has two saves in 14 relief outings, with Patrick Sullivan (1-0, 3.50 ERA), Jack Wynkoop (4-2, 3.90 ERA), Colby Holmes (4-2, 4.39 ERA) and Curt Britt (2-0, 4.96 ERA) have each appeared in double-digit games. Right-hander Evan Beal (2-1, 5.33 ERA) has appeared in nine games.

WILDCATS ON BIG LEAGUE OPENING DAY ROSTERS

Former Kentucky stars Joe Blanton, Collin Cowgill and Scott Downs are each on opening-day MLB 25-man rosters, with Cowgill earning the opening-day leadoff and centerfield job for the New York Mets.

Blanton – a UK star from 2000-02 – is a member of the star-studded Los Angeles Angels, earning a spot in the starting rotation. While pitching with the Philadelphia Phillies and then the Los Angeles Dodgers in 2012, Blanton posted a 10-13 record and a 4.71 ERA in 31 games and 30 starts, tossing 191 innings and striking out 166.

Cowgill, a UK standout from 2005-08, had a historic Mets debut after coming over to New York in an offseason trade with the Arizona Diamondbacks. After a strong spring training, Cowgill won the opening day centerfield job and was hit No. 1 in the order on Monday against the San Diego Padres. Cowgill collected his first hit as a Met a double into the left-centerfield gap, then came up to the plate in a bases-loaded situation in the seventh inning, sending a laser over the leftfield fence for his first career grand slam. In Cowgill's 75-game MLB career, the former UK All-America outfielder has hit .259 with six doubles, three homers, 22 RBI and seven steals.

Blanton joins Downs, who starred at UK from 1995-97, as a member of the Angels pitching staff. Downs has solidified his 12-year MLB career as one of the top left-handed relievers in baseball, earning a 1-1 record and a 3.15 ERA in 2012 for the Angels in 57 relief outings, saving nine games.

In 2012, a total of 36 former Kentucky stars played professional baseball, with former UK star Chris Rusin also pitching for the Chicago Cubs.

PRESEASON ACCOLDES

UK enters the 2013 season, boasting three preseason All-America honorees, including Corey Littrell, A.J. Reed and sophomore centerfielder Austin Cousino. Cousino has earned second-team honors from Baseball America and Louisville Slugger and third-team accolades by the NCBWA. Littrell was a second-team selection by Louisville Slugger and a third-team honoree by the NCBWA, with Reed also a third-team NCBWA preseason All-American. In the November, Baseball America, top-100 college draft eligible prospects, Littrell was ranked No. 39 and shortstop Matt Reid was tabbed No. 97. In the preseason top-50 prospects in each college class, Littrell was rated as the No. 36 junior, Cousino the No. 6 sophomore, Reed the No. 16 sophomore, Jerad Grundy the No. 9 senior and freshman Kyle Cody the No. 39 freshman. In Baseball America's SEC preview, Cousino was tabbed as the preseason SEC Player of the Year – in surveys conducted of the league coaches – and best defensive outfielder. Cousino was rated as the second-best SEC prospect available for the 2014 MLB Draft and Reed as the third-best sophomore. Littrell was also tabbed as the 10th-best SEC prospect available for the 2013 MLB Draft. In the College Baseball Daily ranking of the top-100 players in college baseball, Cousino was ranked No. 16, Reed No. 37, Littrell No. 44 and right-hander Trevor Gott No. 59.

GAME-WINNING RBI

Date	Player (#)	RBI	IN	Play
2/15	Witt (1)	1	1	1B CF
2/17	Riddle (1)	1	2	1B RS
2/18	Bernal (1)	1	9	1B MI
2/22	Kuhn (1)	1	4	2B LF
2/24	Witt (2)	3	9	2B LL
2/26	Thomas (1)	2	7	1B MI
2/27	Reida (1)	2	4	2B RL
3/1	McConkey (1)	2	1	3B CF
3/2	Reed (1)	1	4	HR RF
3/3	Cousino (1)	2	2	HR RF
3/8	Kuhn (2)	1	8	HR LF
3/10	McConkey (2)	2	6	2B RL
3/12	Kuhn (3)	1	2	2B LF
3/16	Riddle (2)	1	7	1B CF
3/17	Thomas (2)	3	2	HR LF
3/23	Kuhn (4)	1	6	1B LS
3/23	Cousino (2)	1	9	1B RL
3/27	Zellers (1)	1	5	F8 SF
3/29	Kuhn (5)	10	1	BB
3/31	Zellers (2)	1	1	L9 SF
4/2	Barrett (1)	1	10	F8 SF
4/12	Cousino (3)	1	8	2B RF

UNI WATCH

Blue Jerseys and White Pants:	6-4
White Jerseys and White Pants:	4-2
Black Jerseys and White Pants:	6-1
'07 Black Jerseys and White Pants:	0-0
Blue Jerseys and Grey Pants:	3-0
Gray Jerseys and Grey Pants:	3-4
Black Jerseys and Grey Pants:	1-1

OPS (ON-BASE + SLUGGING)

Player	OB%	SLG%	OPS
Arnold	.167	.167	.333
Barrett	.391	.413	.804
Bernal	.472	.429	.901
Boehm	.324	.276	.599
Bryant	.333	.000	.333
Cousino	.402	.442	.844
Fettes	.500	.579	1.079
Kuhn	.402	.405	.807
McConkey	.324	.379	.703
Reed	.411	.576	.987
Reida	.353	.265	.617
Riddle	.416	.398	.815
Russell	.200	.200	.400
Storm	.462	.222	.684
Thomas	.402	.364	.765
Witt	.297	.213	.510
Zellers	.349	.281	.630

MIDDLE-INFIELD DUO

The key to a good defense is having a strong, veteran core up the middle. The Wildcats boast one of the nation's best middle-infield duos in junior shortstop Matt Reid and junior second baseman J.T. Riddle. Reid is a slick-fielding shortstop with great range and an ability to make the right play with tremendous instincts. Reid ranked second in UK history in defensive assists in 2012, showcasing his range. Riddle, who led the Cape Cod League in defensive assists during the summer, is known for his jaw-dropping range around the keystone. Riddle also owns one of the best infield arms in college baseball, creating a dynamic double-play combo.

BRUTAL SCHEDULE

Kentucky's 2013 projects to be one of the toughest in the nation and is slated to play 23 games against teams ranked in the preseason top-17 (41-percent of 2013 schedule) of the Baseball America poll. UK will play 11 games against top-five preseason teams (19-percent of schedule) and 17 games against preseason top-10 ranked foes (30-percent of schedule). In 2012, UK went 8-4 against teams in the NCAA's top-10 RPI and a 15-10 overall record against top-25 foes. UK also went a school-record 10-4 against top-10 ranked teams a year ago.

UK BOASTS NATION'S SECOND-MOST DRAFTED PLAYERS

Kentucky has one of the most talented rosters in the nation and the numbers prove it. UK ranks second in the NCAA in players drafted on its 2013 rosters, trailing only preseason No. 2 ranked Vanderbilt (18). UK sits ahead of UCLA (13), Arizona State, Florida, South Carolina and Oregon State (12). UK's 2013 roster not only has 15 drafted players, that number does not include three of the top performers on the team and future high MLB Draft picks, All-America/Team USA centerfielder Austin Cousino, junior flame-throwing closer Trevor Gott and 2012 bullpen weapon Sam Mahar. The trio of Wildcat standouts were not picked out of high school in the MLB Draft. Senior Jerad Grundy has been picked three times in his career, most recently in the 26th round of the 2012 MLB Draft, electing to return for his senior season.

NCAA Leaders in Drafted Players:

Vanderbilt - 18
 Kentucky - 15
 UCLA - 13
 Arizona State - 12
 Florida - 12
 South Carolina - 12
 Oregon State - 12
 Ole Miss - 11
 Arkansas - 10
 USC - 10
 Texas A&M - 10

Other Notable Schools:

LSU - 9
 Texas - 9
 Oregon - 9
 Florida State - 8
 Georgia - 8
 Florida State - 8
 Louisville - 8
 Mississippi State - 8
 North Carolina - 8
 NC State - 8
 Stanford - 8
 TCU - 8
 Arizona - 7
 Miami - 7

**Time-consuming research primarily by Kyle Parkinson and Vanderbilt Communications*

CURRENT UK PLAYERS CONSECUTIVE START STREAKS

Player	Streak	Pos.
J.T. Riddle	102	2B/RF
Matt Reid	99	SS
Austin Cousino	95	CF
A.J. Reed	36	SP/DH/1B
Max Kuhn	36	1B/DH/3B
Kyle Barrett	19	RF
Lucas Witt	1	LF
Jeff Boehm	1	DH
Greg Fettes	1	C

CURRENT HIT STREAKS

Player	'13 Longest	Current	Reach Safe
Kuhn	9	3	6
Barrett	9	2	2
Riddle	10	1	6
Boehm	2	1	1
Russell	1	1	1
Thomas	6	-	2
Zellers	5	-	-
Cousino	5	-	4

SAVES

Date	Pitcher (#)	P (H, R-ER, BB, K)
2/27	Gott (1)	1.1 (0, 0-0, 0, 4)
3/6	Gott (2)	1.0 (1, 0-0, 1, 1)
3/8	Gott (3)	1.0 (0, 0-0, 0, 1)
3/10	Gott (4)	1.0 (1, 0-0, 0, 0)
3/12	Gott (5)	0.2 (0, 0-0, 0, 1)
3/16	Gott (6)	1.1 (0, 1-0, 1, 2)
3/23	Gott (7)	1.0 (1, 0-0, 0, 2)
4/9	Gott (8)	1.0 (0, 0-0, 0, 3)
4/12	Gott (9)	1.0 (3, 2-0, 1, 1)

QUALITY STARTS

Date	Pitcher (#)	P (H, R-ER, BB, K)
2/17	Grundy (1)	6.0 (4, 2-0, 2, 9)
2/22	Grundy (2)	7.0 (3, 1-1, 2, 3)
2/24	Littrell (1)	6.1 (4, 2-2, 5, 4)
3/1	Reed (1)	6.0 (6, 2-2, 2, 4)
3/2	Grundy (3)	8.0 (2, 0-0, 0, 12)
3/3	Littrell (2)	7.0 (5, 1-1, 0, 8)
3/8	Reed (2)	7.0 (5, 0-0, 2, 5)
3/10	Littrell (3)	7.0 (4, 1-1, 1, 9)
3/15	Reed (3)	6.1 (6, 4-1, 1, 5)
3/16	Grundy (4)	6.0 (6, 3-3, 4, 0)
3/17	Littrell (4)	8.0 (10, 1-1, 0, 7)
3/23	Grundy (5)	8.0 (6-2-2, 0, 10)
3/23	Littrell (5)	7.0 (2, 3-1, 6, 4)
3/29	Reed (4)	8.1 (6, 1-1, 0, 4)
3/31	Littrell (6)	7.0 (3, 0-0, 2, 12)
4/2	Cody (1)	6.1 (4, 3-2, 1, 4)
4/12	Reed (5)	6.2 (8, 2-2, 2, 6)

MAKING A MARK ON SUMMER LEAGUES

The Kentucky baseball team had nine players in the Cape Cod League (eight) or with the USA Collegiate National Team (one) during the summer, tied with LSU and Louisville for the NCAA lead. Below is a recap of the summer award winning Wildcats.

*So., OF/LHP Jeff Boehm – No. 27 in PGCBL (Perfect Game)
Summer Stats: .328/.414/.426, 11 2B, HR, 21 RBI, 19 BB, 22 SO, 4-5 SB*

*So., CF Austin Cousino – No. 12 on Team USA (Baseball America), No. 13 (Perfect Game)
Summer Stats: .351/.479/.459, 4 2B, 5 RBI, 8 BB, 8 SO, 3-4 SB*

*Jr., RHP Trevor Gott – No. 41 in CCBL (Perfect Game)
Summer Stats: 0-1, 2.35 ERA, 7 AP, 4 SV, 7.2 IP, 5 H, 3 BB, 10 SO*

*Jr., LHP Corey Littrell – No. 22 in CCBL (Baseball America), No. 35 (Perfect Game)
Summer Stats: 1-2, 5.06 ERA, 7 GS, 32 IP, 34 H, 11 BB, 45 SO*

*So., RHP Taylor Martin – No. 9 in PGCBL (Baseball America)
Summer Stats: 3-2, 3.71 ERA, 9 GS, 51 IP, 51 H, 21 ER, 19 BB, 49 SO*

*Jr., IF Paul McConkey – No. 24 in NECBL (Perfect Game)
Summer Stats: .358/.405/.567, 11 2B, 3B, 4 HR, 22 RBI, 8 BB, 29 SO, 4-4 SB*

*So., LHP/1B A.J. Reed – No. 34 in CCBL (Perfect Game)
Summer Stats: 3-0, 2.21 ERA, 7 GS, 36.2 IP, 7 BB, 38 SO; .176/.317/.176, 2 RBI, 7 BB, 13 SO*

*Jr., IF J.T. Riddle – No. 75 in CCBL (Perfect Game)
Summer Stats: .232/.278/.344, 7 2B, 2 3B, 2 HR, 15 RBI, 7 BB, 28 SO, 1-2 SB*

*Jr., OF Lucas Witt – No. 33 in Coastal Plains League (Perfect Game)
Summer Stats: .264/.296/.318, 4 2B, 3B, 5 RBI, 4 BB, 11 SO, 6-6 SB*

SEC COACH OF THE YEAR

While rolling to a historic 2012 season, head coach Gary Henderson became the second Kentucky head coach to be voted SEC Coach of the Year by the league coaches. In 2006, John Cohen was voted SEC Coach of the Year as the Wildcats won the conference crown, with Henderson serving as the associate head coach and pitching coach.

POSITION BATTLES

There are two position battles for the Wildcats in the preseason, as several talented candidates are competing to replace Luke Maile and Michael Williams at catcher and Thomas McCarthy at third base. Maile and Williams formed a dynamic two-man catching tandem in 2011-12, also sharing first base positions with A.J. Reed in 2012. McCarthy earned first-team All-SEC honors at the hot corner in 2011 and led the team with 20 doubles a year ago while improving his versatile defense. Behind the plate, redshirt junior Micheal Thomas and drafted freshman Zach Arnold, Greg Fettes and Casey Schroeder bring veteran and talented freshmen into the competition for a key position on the diamond. At third base, right-handed hitting sophomore Max Kuhn and junior left-handed hitter Paul McConkey give Kentucky head coach Gary Henderson and offensive coordinator Brian Green platoon options.

DYNAMIC DEFENSE

UK returns one of the top defensive units in college baseball, paced by a dynamic centerfielder in Austin Cousino and middle infield standouts Matt Reida (shortstop) and J.T. Riddle (second base). In 2012, UK set the school record with a .976 fielding percentage, breaking the previous record of .974. UK also broke the record for most putouts and fewest errors. On the mound, Corey Littrell won the ABCA Rawlings Gold Glove Award, while leading the SEC in pickoffs. UK allowed the fewest steals in the SEC and led the conference in pickoffs.

UK RECORD WHEN...

Playing at Cliff Hagan Stadium:16-7
Playing away:5-4
Playing at a neutral site:3-1
Vs. SEC overall:7-8
Vs. SEC at home:5-4
Vs. SEC away:2-4
Vs. Non-Conference:17-4
Vs. Non-Conference at home:11-3
Vs. Non-conference away:3-0
Playing a day game:19-6
Playing a night game:5-6
In one-run games:7-2
In two-run games:1-1
In five+run games:11-6
In extra-inning games:2-0
In shutouts:2-1
In doubleheaders:2-0
When scoring first:18-4
When opponent scores first:6-8
When scoring 10 or more runs:5-0
When allowing 10 or more runs:1-4
When scoring five runs or less:8-10
When allowing five runs or less:23-2
When hitting at least one home run:14-4
When allowing at least one home run:6-7
When out-hitting an opponent:13-3
When out-hit by opponent:10-9
When matching opponents hits:1-0
When facing starting LHP:7-4
When facing starting RHP:17-8
When leading after the seventh inning:19-0
When trailing after the seventh inning:2-12
When tied after the seventh inning:3-0
Games decided in the last at bat:6-0
When not committing an error:11-2
When committing two or more errors:6-8
Vs. top-25 ranked opponents:3-5
Vs. teams ranked in the top 10:1-4
On Sunday:6-2
On Monday:1-0
On Tuesday:3-2
On Wednesday:3-0
On Thursday:0-1
On Friday:6-3
On Saturday:4-4
In February:7-1
In March:13-5
In April:3-6
In May:0-0

Batting Breakdown

Pitching Breakdown

[illegible]



RUNS CREATED LEADERS

Player	Runs Created	RC per game
Reed	33.87	9.33
Cousino	29.03	7.54
Kuhn	23.81	6.12
Riddle	23.58	6.24
Thomas	16.49	6.02
Zellers	15.05	3.91

TWO-STRIKE HITS

Player	Hits
Riddle	13
Reed	13
Zellers	12
Cousino	12
Kuhn	11
Thomas	10
Reida	9
Barrett	7
McConkey	6
Fettes	4
Witt	3
Bernal	1
Boehm	1
Storm	1
Russell	1

TWO-OUT HITTING

Player	RBI	Hits
Reed	17	16
Kuhn	11	16
Riddle	8	11
Reida	8	8
Cousino	5	10
Thomas	4	3
Witt	3	5
Zellers	3	8
Barrett	3	8
Bernal	2	3
Hairston	1	1
Boehm	1	2
Fettes	1	1
Russell	1	1

2012 PROFESSIONAL WILDCATS

A total of 35 former Kentucky standouts played professional baseball during the 2012 season, with Joe Blanton (Phillies/Dodgers), Collin Cowgill (Athletics), Scott Downs (Angels) and Chris Rusin (Cubs) in the big leagues. Cowgill helped lead the Athletics to the American League Western Division Title, a year after helping the Diamondbacks to the AL West Title. In the off-season, Cowgill was traded to the New York Mets and is currently the only right-handed hitting MLB outfielder on the roster. Rusin made his MLB debut with the Cubs in 2012, with UK head coach Gary Henderson traveling to Milwaukee to watch his big league debut. Several other Wildcats had memorable years, as James Paxton (Mariners) continues to knock down the door after pitching in the MLB Futures Game in 2011. Former first-round pick Alex Meyer (Twins) was traded from the Nationals after a 2012 MLB Futures Game outing and a dominating full-season debut. Former first-team All-America outfielder Sawyer Carroll was picked in the MiLB Rule-5 Draft during the offseason after a great season in Triple-A. Brian Adams, Cameron Flynn, Luke Maile, Thomas McCarthy, Tim Peterson, Alex Phillips, Taylor Rogers and Michael Williams each made their MLB debuts in 2012 after UK had a school-record nine players selected in the MLB Draft, second most in the NCAA.

RECRUITING CLASS PROWESS

Since Kentucky burst onto the national scene by winning the 2006 SEC Title, the Wildcats have boasted ranked recruiting classes. Paced by former recruiting coordinator, head coach Gary Henderson, and recruiting coordinator Brad Bohannon, the Wildcats have annually brought in unprecedented talent. In 2008, Baseball America ranked UK's class – featuring future first rounder Alex Meyer – a school-record No. 4. Collegiate Baseball tabbed UK's class in 2009, No. 6.

2006	No. 21
2007	No. 31
2008	No. 4 (school-record)
2009	No. 6
2010	No. 16
2011	No. 25
2012	No. 11

NEWCOMERS IMPACT

Kentucky welcomed a school-record five drafted newcomers in its 2013 recruiting class, with the group ranked as high as No. 11 in the two primary recruiting rankings. UK's newcomers are built on catching and pitching, as freshmen catchers Zach Arnold and switch hitter Casey Schroeder are poised to compete for a spot behind the dish, along with redshirt freshman Greg Fettes and redshirt junior Micheal Thomas. Newcomers on the mound will include freshmen southpaws Ryne Combs – the 2012 Kentucky HS Mr. Baseball – and Dylan Dwyer. Six-foot-7 right-handers Kyle Cody and Matt Pope own monster projection and could immediately impact the pitching staff.

TWO-WAY GUYS

With the NCAA limit of scholarships at 11.7 for a 35-man roster, schools put an influence on finding two-way players to fill out its roster. UK has sophomore A.J. Reed, a semifinalist for the John Olerud Two-Way Player of the Year Award in 2012, returning as one of the nation's best players. A native of Terre Haute, Ind., Reed is a preseason All-American and is primed to build off a stellar 2012 season as a left-handed pitcher and first baseman. Sophomore outfielder/left-handed pitcher Jeff Boehm is poised for a strong 2013 season after a great summer and finish to the 2012 season. UK also added freshman two-way player Trace Vorbeck, an infielder and right-handed pitcher from Corbin, Ky.

GOTT-CHA

Kentucky's bullpen is anchored by junior righty Trevor Gott, who has emerged as one of the top relievers in college baseball. Gott shattered UK's school record with nine saves in 10 chances in 2012 and helped lead UK to a 40-0 record when leading after seven innings. The six-foot Lexington native posted a 3-0 record and a 2.16 ERA in 23 relief outings in 2012, tossing 25 innings and allowing only 17 hits and seven walks, striking out 38 and holding opponents to a .189 average. Gott was a member of the watch lists for the USA Baseball Golden Spikes Award and the NCBWA Stopper of the Year Award in 2012 and entering 2013 is a preseason member of the NCBWA Stopper of the Year Award Watch List, as one of the top 75 relievers in college baseball.

RUSSELL MOVES FROM UK FOOTBALL TO BASEBALL

Kentucky baseball benefited greatly from having outfielder Brian Adams as a power right-handed hitter and speed merchant from 2010-12. Adams came to UK as a football wide receiver, who focused solely on baseball in 2012 before becoming an eighth-round pick of the Padres in the 2012 MLB Draft. UK will feature a former UK and Eastern Kentucky football player on its 2013 roster, as sophomore outfielder/first baseman/catcher Jacob Russell gave up football in the fall to focus on baseball. The 6-foot-4, 240-pound right-handed hitter was the 5A Kentucky High School Football Player of the Year out of Anderson County, before going to ECU as a quarterback. He threw for 125 yards and rushed 36 times for 84 yards and two TDs as a freshman, before transferring to Kentucky. His big moment came in the 2011 Blue/White spring game, rushing 11 times for 74 yards and a TD, also passing for 96 yards.

INJURY UPDATE

Kentucky has two players that entered the fall knowing they would miss the 2013 season due to injury. Sophomore southpaw Sam Mahar, who starred for a dominating UK bullpen in 2012, had arm surgery in the fall and will miss the year. Freshman lefty Chase Mullins, a 6-foot-9, 280-pound product of Paris, Ky., and a 24th round pick in the 2012 MLB Draft by the Texas Rangers, had Tommy John surgery due to an injury suffered during summer baseball and will spend the 2013 season rehabbing.

TELEVISION SCHEDULE FINALIZED

The Kentucky baseball team has been selected for seven national television broadcasts as part of the 2013 Southeastern Conference television schedule and will appear on TV 16 total times in 2013.

The UK IMG Sports Network announced its five regular-season selections on Friday afternoon, with all five games set for telecasts on Fox Sports South.

UK will play a total of 16 regular-season games on television in 2013. By comparison, the Big 12 announced its eight-game television schedule earlier in February.

UK's series with Arkansas – the preseason No. 1 ranked team in the nation – will feature two games televised on the Fox Sports Network, with the opener slated for 6:30 p.m. ET and the Saturday, May 5 game set for a 7 p.m. ET first pitch on Kentucky Derby weekend. The UK IMG Sports Network regular-season schedule will conclude with a matchup with preseason No. 2 Vanderbilt in the series finale on May 12 at 1 p.m. ET and a May 14 game with Indiana at 6:30 p.m. ET on May 14.

Kentucky will make its third consecutive appearance on the ESPNU SEC Thursday Night Game of the Week, facing Ole Miss on Thursday, April 25 at 7:30 p.m. ET.

The finale on Saturday, April 27 is set for a 3:15 p.m. ET first pitch at Swayze Field and will be televised on FSN.

The series with preseason No. 1 Arkansas will also be featured on CST (May 5), along with UK's April 5-6 games with LSU. UK's final regular-season television game will be when the Wildcats host preseason No. 2 Vanderbilt on Saturday, May 11 at 7 p.m. ET on CSS.

SOUTH CAROLINA

(UK trails 32-41)

3/25/1959	A	W, 12-7
3/26/1959	A	L, 1-2
3/19/1964	N	L, 1-8 (8)
3/15/1967	A	L, 0-4
3/15/1977		L, 5-14
5/9/1992	A	L, 4-11
5/9/1992	A	L, 3-4
5/10/1992	A	L, 5-16
5/15/1993	H	L, 1-3
5/15/1993	H	W, 4-2
5/16/1993	H	L, 8-10
5/13/1994	A	W, 2-0
5/14/1994	A	L, 8-9
5/15/1994	A	W, 4-2
5/19/1994	H	W, 6-5
5/12/1995	H	L, 3-4
5/13/1995	H	W, 12-10
5/14/1995	H	W, 22-11
5/18/1995	N	W, 6-2
5/10/1996	H	W, 8-3
5/11/1996	H	W, 6-1
5/12/1996	H	W, 4-2
5/9/1997	A	W, 7-5
5/10/1997	A	L, 5-12

5/11/1997	A	W, 5-0
5/8/1998	H	W, 8-7
5/9/1998	H	W, 15-14
5/10/1998	H	L, 6-17
5/1/1999	A	W, 11-10
5/2/1999	A	W, 5-4
5/2/1999	A	W, 7-4
4/22/2000	H	L, 5-15
4/22/2000	H	L, 10-11
4/23/2000	H	L, 6-18
5/17/2000	N	W, 6-4
5/19/2000	N	L, 5-12
5/4/2001	A	L, 0-11
5/5/2001	A	L, 0-10
5/6/2001	A	L, 3-12
4/26/2002	H	L, 4-6 (10)
4/28/2002	H	L, 4-6
4/28/2002	H	L, 6-12
5/2/2003	A	L, 4-5
5/3/2003	A	L, 2-7
5/4/2003	A	L, 0-5
4/16/2004	H	W, 6-3
4/17/2004	H	W, 11-6
4/18/2004	H	L, 3-5
5/20/2005	A	L, 7-9
5/21/2005	A	L, 9-12

5/22/2005	A	L, 1-12
4/21/2006	H	W, 10-9
4/22/2006	H	W, 15-12
4/23/2006	H	W, 12-9
5/24/2006	N	L, 2-4
5/4/2007	A	L, 1-8
5/5/2007	A	W, 8-4
5/6/2007	A	L, 6-13
3/28/2008	A	W, 15-3
3/29/2008	A	L, 13-7
3/30/2008	A	L, 6-2
3/28/2009	H	L, 19-20
3/28/2009	H	W, 5-4
3/29/2009	H	L, 2-4
5/7/2010	H	L, 9-13
5/8/2010	H	W, 2-1
5/9/2010	H	W, 9-3
4/1/2011	A	L, 1-3
4/2/2011	A	L, 3-4
4/3/2011	A	L, 1-4
3/16/2012	H	W, 4-3
3/17/2012	H	W, 4-3
3/18/2012	H	W, 6-3

at Lexington: UK leads 20-14

at Columbia: UK trails 10-23

Neutral: UK trails 2-3



UK AT THE PLATE

RIGHT HANDERS

Zach Arnold
Thomas Bernal
Andrew Bryant
Greg Fettes
Max Kuhn
Jacob Russell
Zack Storm
Micheal Thomas
Trace Vorbeck
Lucas Witt
Zac Zellers

LEFT HANDERS/ SWITCH

Kyle Barrett
Jeff Boehm
Austin Cousino
Paul McConkey
A.J. Reed
Matt Reida
J.T. Riddle
(S) Casey Schroeder
(S) Storm Wilson

2013 SPLITS

	G	AVG.	R	H	2B	3B	HR	RBI	BB	K	SB
Overall	36	.273	221	322	52	7	21	200	166	224	43
SEC	15	.241	63	115	19	2	7	62	59	91	11
Non SEC	21	.294	158	207	33	5	14	138	107	133	32
Home	23	.281	133	205	35	3	13	121	114	146	27
Away	9	.226	48	69	8	1	6	43	34	55	10
Neutral	4	.331	40	48	9	3	2	36	18	23	7
(S) Casey Schroeder											
(S) Storm Wilson											
Day	25	.288	176	236	39	6	18	158	111	143	32
Night	11	.238	45	86	13	1	3	42	55	81	11
Wins	24	.298	181	233	40	7	16	161	117	146	33
Losses	12	.224	40	89	12	0	5	39	49	78	10
February	8	.310	76	88	15	3	4	68	38	56	14
March	19	.283	109	171	31	3	12	99	86	106	23
April	9	.216	36	63	6	1	5	33	42	62	6
May											
June											

UK IN THE SEC STATS

Player Stat Rank

2013 MULTI-HIT

PLAYER	2	3	4	5+	TOTAL
THOMAS BERNAL	1	1	-	-	2
JEFF BOEHM	-	-	-	-	-
AUSTIN COUSINO	7	3	-	-	10
MAX KUHN	8	1	-	-	9
A.J. REED	7	2	2	-	11
MATT REIDA	5	1	-	-	6
J.T. RIDDLE	7	1	1	1	10
MICHEAL THOMAS	2	1	-	-	3
LUCAS WITT	4	-	-	-	4
ZAC ZELLERS	6	1	-	-	7
GREG FETTES	2	1	-	-	3
PAUL MCCONKEY	2	-	-	-	2
KYLE BARRETT	6	2	-	-	8
ZACK STORM	1	-	-	-	1

CAREER MULTI-HIT

PLAYER	2	3	4	5+	TOTAL
THOMAS BERNAL	4	1	-	-	5
JEFF BOEHM	1	-	-	-	1
AUSTIN COUSINO	28	9	1	-	38
MAX KUHN	8	1	-	-	9
A.J. REED	20	4	3	-	27
MATT REIDA	12	7	-	-	19
J.T. RIDDLE	24	10	1	1	36
MICHEAL THOMAS	3	1	-	-	4
LUCAS WITT	10	1	-	-	11
ZAC ZELLERS	14	4	1	1	20
GREG FETTES	2	1	-	-	3
PAUL MCCONKEY	2	-	-	-	2
KYLE BARRETT	6	2	-	-	8
ZACK STORM	1	-	-	-	1

2013 MULTI-RBI

PLAYER	2	3	4	5+	TOTAL
THOMAS BERNAL	1	-	-	-	1
JEFF BOEHM	-	-	-	-	-
AUSTIN COUSINO	1	1	2	-	4
MAX KUHN	3	1	-	-	4
A.J. REED	3	6	2	1	12
MATT REIDA	2	1	-	-	3
J.T. RIDDLE	3	1	-	-	4
MICHEAL THOMAS	4	1	-	-	5
LUCAS WITT	1	1	-	-	2
ZAC ZELLERS	6	-	-	-	6
PAUL MCCONKEY	2	-	1	-	3
GREG FETTES	1	-	-	-	1
KYLE BARRETT	2	-	-	-	2

CAREER MULTI-RBI

PLAYER	2	3	4	5+	TOTAL
THOMAS BERNAL	1	-	-	-	1
JEFF BOEHM	-	-	-	-	-
AUSTIN COUSINO	6	8	2	-	16
MAX KUHN	4	1	-	-	5
A.J. REED	9	10	2	2	23
MATT REIDA	5	2	-	-	7
J.T. RIDDLE	14	5	-	-	19
MICHEAL THOMAS	5	1	-	-	6
LUCAS WITT	2	1	-	-	3
ZAC ZELLERS	6	2	1	-	9
PAUL MCCONKEY	2	-	1	-	3
GREG FETTES	1	-	-	-	1
KYLE BARRETT	2	-	-	-	2

UK IN THE NCAA STATS

Player Stat Rank



OPPONENTS IN THE POLLS

TEAM	BA	CB	ESPN	BWA
Arkansas	12	13	12	10
Coastal Car.	nr	26	nr	30
Indiana	9	nr	20	19
LSU	3	2	2	2
Louisville	8	8	9	9
Mississippi St.	16	18	10	11
Ole Miss	21	20	17	20
South Carolina	18	22	14	15
Vanderbilt	2	3	3	3

KENTUCKY WEEK-BY-WEEK IN THE NATIONAL POLLS

Date	BA	ESPN	BWA	CB
Pre	11	15	12	8
Week 1	11	15	11	8
Week 2	11	15	12	8
Week 3	11	11	10	7
Week 4	10	10	9	9
Week 5	10	10	9	8
Week 6	8	10	10	9
Week 7	7	9	10	9
Week 8	13	14	14	14
Week 9	17	19	18	23
Week 10				
Week 11				
Week 12				
Week 13				
Week 14				
Final				

VS. RANKED OPPONENTS

vs. No. 14 Miss. State	L, 4-8
vs. No. 14 Miss. State	W, 3-2
vs. No. 14 Miss. State	W, 4-3
at No. 9 Louisville	W, 5-4 (10)
at No. 2 LSU	L, 1-11
at No. 2 LSU	L, 1-9
at No. 2 LSU	L, 4-11
vs. No. 8 Louisville	L, 5-12

BASEBALL AMERICA

1. North Carolina
2. **Vanderbilt**
3. **LSU**
4. Cal State Fullerton
5. Oregon State
6. Florida State
7. Virginia
8. **Louisville**
9. Arizona State
10. Oregon
11. Oklahoma
12. **Arkansas**
13. UCLA
14. Georgia Tech
15. NC State
16. **Mississippi State**
17. **KENTUCKY**
18. **South Carolina**
19. **Indiana**
20. Clemson
21. **Ole Miss**
22. Rice
23. Cal Poly
24. Gonzaga
25. UNC Wilmington

USA TODAY/ESPN (COACHES)

1. North Carolina
2. **LSU**
3. **Vanderbilt**
4. Cal State-Fullerton
5. Oregon State
6. Florida State
7. Oregon
8. Virginia
9. **Louisville**
10. **Mississippi State**
11. UCLA
12. **Arkansas**
13. Oklahoma
14. **South Carolina**
15. Georgia Tech
16. NC State
17. **Ole Miss**
18. Arizona State
19. **KENTUCKY**
20. **Indiana**
21. UC-Irvine
22. Cal Poly
23. Rice
24. Clemson
25. Arizona

COLLEGIATE BASEBALL

1. North Carolina
2. **LSU**
3. **Vanderbilt**
4. Cal. St. Fullerton
5. Oregon State
6. Florida State
7. Oregon
8. **Louisville**
9. Virginia
10. Oklahoma
11. UCLA
12. Clemson
13. **Arkansas**
14. Georgia Tech
15. N.C. State
16. Cal. Poly
17. Stanford
18. **Mississippi State**
19. **Florida**
20. **Ole Miss**
21. Arizona
22. **South Carolina**
23. **KENTUCKY**
24. Arizona State
25. Pittsburgh
26. **Coastal Carolina**
27. Rice
28. South Florida
29. Houston
30. Bryant

NCBWA

1. North Carolina
2. **LSU**
3. **Vanderbilt**
4. Cal State Fullerton
5. Florida State
6. Oregon State
7. Oregon
8. Virginia
9. **Louisville**
10. **Arkansas**
11. **Mississippi State**
12. UCLA
13. Oklahoma
14. Arizona State
15. **South Carolina**
16. Georgia Tech
17. N.C. State
18. **KENTUCKY**
19. **Indiana**
20. **Ole Miss**
21. UC Irvine
22. Cal Poly
23. Rice
24. Stanford
25. Arizona
26. Clemson
27. Oklahoma State
28. Mercer
29. Notre Dame
30. **Coastal Carolina**

The last time a UK player ...

Led off a game with a home run:	Austin Cousino (vs. Cincinnati, April 17, 2012)
Led off a game with a triple:	Austin Cousino (vs. Georgia, March 31, 2013)
Hit a grand slam:	Austin Cousino (vs. Niagara, Feb. 17, 2013)
Hit a walk-off home run:	Luke Maile (vs. South Carolina, March 16, 2012)
Hit an extra-inning, game-winning home run:	Chris Wade (at New Orleans, March 17, 2009)
Hit two home runs in a game:	Luke Maile (vs. Dayton, April 4, 2012)
Hit three home runs in a game:	Gunner Glad (vs. South Carolina, March 28, 2009)
Hit a home run on his birthday:	Austin Cousino (vs. Cincinnati, April 17, 2012)
Had a walk-off hit:	Luke Maile (vs. South Carolina, March 16, 2012)
Had a walk-off walk:	Thomas Bernal (vs. Buffalo, Feb. 26, 2012)
Homered in consecutive games:	A.J. Reed (vs. Akron, March 1-2, 2013)
Homered in first at bat of the season:	Luke Maile (vs. Bowling Green, Feb. 28, 2010)
Homered in first at bat of their career:	Luke Maile (vs. Bowling Green, Feb. 28, 2010)
Homered in first home at bat of their career (GS):	A.J. Reed (vs. Buffalo, Feb. 24, 2012)
Homered in final home at bat of their career (GS):	Marcus Nidiffer (vs. LSU, May 14, 2010)
Hit back to back home runs:	A.J. Reed, Cameron Flynn (vs. Wright State, March 12, 2012)
Hit three consecutive home runs:	Lance Ray, Braden Kapteyn and Marcus Nidiffer (at Indiana, May 11, 2010)
Scored four or more runs in a game:	Austin Cousino (vs. Akron, March 1, 2013)
Scored six or more runs in a game:	Andy Burns (vs. Mississippi State, April 19, 2009)
Had four or more hits in a game:	A.J. Reed (vs. Akron, March 1, 2013)
Had five or more hits in a game:	J.T. Riddle (vs. Niagara, Feb. 17, 2013)
Had six hits in a game:	J.T. Riddle (vs. Niagara, Feb. 17, 2013)
Had five RBI in a game:	Thomas McCarthy (vs. Xavier, April 5, 2011)
Had six RBI in a game:	A.J. Reed (vs. Buffalo, Feb. 24, 2012)
Had eight RBI in a game:	Ryan Wilkes (vs. Wright State, May 5, 2008)
Hit home runs from both sides of the plate:	Ryan Wilkes (vs. Wright State, May 5, 2008)
Had two or more bunt singles in a game:	Bryan Rose (vs. MSU, April 5, 2008)
Stole three bases in a game:	Neiko Johnson (vs. South Carolina, May 8, 2010)
Stole four bases in a game:	Chris Bisson (at Auburn, April 26, 2010)
Walked four or more times in a game:	Andy Burns (vs. Tennessee, May 3, 2009)
Struck out 10 or more batters in a game:	Jerad Grundy, 12 (vs. Akron, March 2, 2013)
Pitched a seven-inning complete game:	Chris Rusin (at LSU, March 15, 2009)
Pitched a nine-inning complete game:	Alex Meyer (vs. Arkansas, April 23, 2011)
Pitched a nine-inning complete-game shutout:	Alex Meyer (vs. No. 1 Vanderbilt, May 6, 2011)
Had three outfield assists in a game:	Austin Cousino (vs. Ole Miss, April 6, 2012)
Threw a runner out at the plate:	Jeff Boehm (vs. Akron, March 3, 2013)
Had outfield assists in back-to-back games:	Austin Cousino (at Wofford, vs. Eastern Michigan, Feb. 17-18, 2012)

The last time UK ...

Played an extra-inning game:	10 innings, vs. Georgia (3/29/13)
Scored 20 or more runs in a game:	20, vs. Niagara (Feb. 17, 2013)
Hit six home runs in a game:	vs. Dayton (April 4, 2012)
Drew 12 or more walks in a game:	12, at Indiana (May 11, 2010)
Got hit by 10 or more pitches in a game:	10, vs. Monmouth (March 6, 2010) * TIED NCAA RECORD
Stole eight bases in a game:	at Auburn (April 25, 2010)
Tied a game:	vs. LSU (March 25, 2007)
Committed six or more errors in a game:	6, vs. Murray State (March 15, 2010)
Won a series vs. a No. 1 ranked foe:	vs. LSU (4/20/12-4/22/12)

Kentucky Batting Order

GAME	1	2	3	4	5	6	7	8	9
UNC Asheville	Cousino	Zellers	Reed	Riddle	Kuhn	McConkey	Witt	Reida	Thomas
Niagara	Cousino	Zellers	Reed	Riddle	Kuhn	Witt	Bernal	Reida	Thomas
USC Upstate	Cousino	Zellers	Reed	Riddle	Kuhn	McConkey	Witt	Reida	Thomas
Kansas State	Cousino	Zellers	Reed	Kuhn	Riddle	Bernal	Witt	Reida	Thomas
Elon	Cousino	Zellers	Reed	Kuhn	Riddle	McConkey	Witt	Reida	Thomas
Coastal Car.	Cousino	Witt	Reed	Kuhn	Riddle	Bernal	Zellers	Reida	Thomas
Murray State	Cousino	Witt	Reed	Riddle	Kuhn	McConkey	Boehm	Reida	Fettes
EKU	Cousino	Witt	Reed	Riddle	Kuhn	Zellers	Reida	Barrett	Thomas
Akron	Cousino	Zellers	Reed	Riddle	Kuhn	McConkey	Witt	Reida	Thomas
Akron	Cousino	Zellers	Reed	Riddle	Kuhn	Bernal	Witt	Reida	Fettes
Akron	Cousino	Zellers	Reed	Riddle	Kuhn	McConkey	Boehm	Reida	Thomas
Xavier	Cousino	Zellers	Reed	Riddle	Kuhn	McConkey	Witt	Reida	Thomas
Michigan St.	Cousino	Zellers	Reed	Kuhn	Riddle	Bernal	Thomas	Reida	Witt
Michigan St.	Cousino	Zellers	Reed	Kuhn	Riddle	McConkey	Witt	Reida	Fettes
Michigan St.	Cousino	Riddle	Kuhn	Reed	Thomas	McConkey	Witt	Reida	Barrett
Ohio	Cousino	Riddle	Kuhn	Reed	Thomas	Barrett	Zellers	Reida	Arnold
Florida	Cousino	Riddle	Kuhn	Reed	McConkey	Thomas	Zellers	Reida	Witt
Florida	Cousino	Zellers	Reed	Riddle	Kuhn	Boehm	Barrett	Thomas	Reida
Florida	Cousino	Zellers	Reed	Kuhn	Riddle	Boehm	Barrett	Thomas	Reida
Western Ky.	Cousino	Witt	Reed	Riddle	Kuhn	Boehm	Barrett	Fettes	Reida
Miss. State	Cousino	Zellers	Reed	Kuhn	Riddle	Bernal	Barrett	Thomas	Reida
Miss. State	Cousino	Zellers	Reed	Kuhn	Riddle	McConkey	Barrett	Thomas	Reida
Miss. State	Cousino	Zellers	Reed	Kuhn	Riddle	Barrett	McConkey	Thomas	Reida
Marshall	Cousino	Zellers	Reed	Kuhn	Riddle	Barrett	Bernal	Reida	Fettes
Georgia	Cousino	Zellers	Reed	Kuhn	Riddle	Barrett	McConkey	Thomas	Reida
Georgia	Cousino	Zellers	Reed	Kuhn	Riddle	Barrett	Thomas	Reida	Fettes
Georgia	Cousino	Zellers	Reed	Riddle	Kuhn	Barrett	McConkey	Reida	Thomas
Louisville	Cousino	Zellers	Reed	Riddle	Kuhn	Barrett	McConkey	Thomas	Reida
LSU	Cousino	Zellers	Reed	Riddle	Kuhn	Barrett	McConkey	Reida	Thomas
LSU	Cousino	Zellers	Reed	Kuhn	Riddle	Barrett	Boehm	Thomas	Reida
LSU	Cousino	Zellers	Reed	Kuhn	Riddle	Thomas	Barrett	Reida	Witt
Austin Peay	Barrett	Zellers	Cousino	Reed	Kuhn	Riddle	Thomas	Reida	Storm
Tennessee	Barrett	Zellers	Cousino	Reed	Kuhn	Riddle	Thomas	Reida	McConkey
Tennessee	Barrett	Zellers	Cousino	Reed	Riddle	Kuhn	Thomas	Reida	Storm
Tennessee	Barrett	Zellers	Cousino	Reed	Riddle	Kuhn	Thomas	Reida	McConkey
Louisville	Barrett	Kuhn	Cousino	Reed	Riddle	Boehm	Witt	Reida	Fettes

Kentucky Starting Lineup

GAME	C	1B	2B	3B	SS	LF	CF	RF	DH
UNC Asheville	Thomas	Kuhn	Riddle	McConkey	Reida	Witt	Cousino	Zellers	Reed
Niagara	Thomas	Bernal	Riddle	Kuhn	Reida	Witt	Cousino	Zellers	Reed
USC Upstate	Thomas	Reed	Riddle	McConkey	Reida	Witt	Cousino	Zellers	Kuhn
Kansas State	Thomas	Bernal	Riddle	Kuhn	Reida	Witt	Cousino	Zellers	Reed
Elon	Thomas	Kuhn	Riddle	McConkey	Reida	Witt	Cousino	Zellers	Reed
Coastal Car.	Thomas	Bernal	Riddle	Kuhn	Reida	Witt	Cousino	Zellers	Reed
Murray State	Fettes	Reed	Riddle	McConkey	Reida	Witt	Cousino	Zellers	Kuhn
EKU	Thomas	Reed	Riddle	Kuhn	Reida	Witt	Cousino	Zellers	Barrett
Akron	Thomas	Kuhn	Riddle	McConkey	Reida	Witt	Cousino	Zellers	Reed
Akron	Fettes	Bernal	Riddle	Kuhn	Reida	Witt	Cousino	Zellers	Reed
Akron	Thomas	Kuhn	Riddle	McConkey	Reida	Zellers	Cousino	Boehm	Reed
Xavier	Thomas	Kuhn	Riddle	McConkey	Reida	Witt	Cousino	Zellers	Reed
Michigan St.	Thomas	Bernal	Riddle	Kuhn	Reida	Witt	Cousino	Zellers	Reed
Michigan St.	Fettes	Kuhn	Riddle	McConkey	Reida	Witt	Cousino	Zellers	Reed
Michigan St.	Thomas	Reed	Riddle	Kuhn	Reida	Witt	Cousino	Barrett	McConkey
Ohio	Arnold	Reed	Riddle	Kuhn	Reida	Zellers	Cousino	Barrett	Thomas
Florida	Thomas	Kuhn	Riddle	McConkey	Reida	Witt	Cousino	Zellers	Reed
Florida	Thomas	Reed	Riddle	Kuhn	Reida	Barrett	Cousino	Zellers	Boehm
Florida	Thomas	Reed	Riddle	Kuhn	Reida	Barrett	Cousino	Zellers	Boehm
Western Ky.	Fettes	Reed	Riddle	Kuhn	Reida	Witt	Cousino	Barrett	Boehm
Miss. State	Thomas	Bernal	Riddle	Kuhn	Reida	Zellers	Cousino	Barrett	Reed
Miss. State	Thomas	Reed	Riddle	Kuhn	Reida	Zellers	Cousino	Barrett	McConkey
Miss. State	Thomas	Reed	Riddle	Kuhn	Reida	Zellers	Cousino	Barrett	McConkey
Marshall	Fettes	Bernal	Riddle	Kuhn	Reida	Zellers	Cousino	Barrett	Reed
Georgia	Thomas	Kuhn	Riddle	McConkey	Reida	Zellers	Cousino	Barrett	Reed
Georgia	Thomas	Reed	Riddle	Kuhn	Reida	Zellers	Cousino	Barrett	Fettes
Georgia	Thomas	Reed	Riddle	Kuhn	Reida	Zellers	Cousino	Barrett	McConkey
Louisville	Thomas	Kuhn	Riddle	McConkey	Reida	Zellers	Cousino	Barrett	Reed
LSU	Thomas	Kuhn	Riddle	McConkey	Reida	Zellers	Cousino	Barrett	Reed
LSU	Thomas	Reed	Riddle	Kuhn	Reida	Zellers	Cousino	Barrett	Boehm
LSU	Thomas	Reed	Riddle	Kuhn	Reida	Witt	Cousino	Zellers	Barrett
Austin Peay	Thomas	Reed	Riddle	Kuhn	Reida	Zellers	Cousino	Barrett	Storm
Tennessee	Thomas	Kuhn	Riddle	McConkey	Reida	Zellers	Cousino	Barrett	Reed
Tennessee	Thomas	Reed	Riddle	Kuhn	Reida	Zellers	Cousino	Barrett	Storm
Tennessee	Thomas	Reed	Riddle	Kuhn	Reida	Zellers	Cousino	Barrett	McConkey
Louisville	Fettes	Reed	Riddle	Kuhn	Reida	Witt	Cousino	Barrett	Boehm



HOME RUN BREAKDOWN

BY LOCATION

at home	13
on road	6
neutral	2

BY PITCHER

vs. right	17
vs. left	4
starters	12
relievers	9
closers	3

BY CONFERENCE

vs. SEC	7
vs. non SEC	14

BY OUTS

with no out	10
with one out	6
with two out	5

BY RUNNERS ON

solo	8
two-run	7
three-run	5
grand slam	2

BY COUNT

ahead in count	6
even in count	11
behind in count	3
full count	1
first pitch	7
two strike	4

BY TIME OF DAY

day games	18
night games	3

Home Run Tracker

No	Player (#)	Opponent	On	Out	Inn	Count	Pitcher (R/L)
1.	Cousino (1)	Niagara	3	1	4	1-2	Lysiak (R)
2.	Riddle (1)	USC Upstate	0	1	8	0-0	Sobotka (R)
3.	Reed (1)	Kansas St.	1	2	9	0-0	Witt (R)
4.	Reed (2)	Murray St.	2	0	1	0-0	Vonder Haar (R)
5.	Reed (3)	Akron	2	0	2	1-0	Pusateri (R)
6.	Reed (4)	Akron	0*	0	4	0-0	Valek (L)
7.	Cousino (2)	Akron	2	1	2	1-1	Brubaker (R)
8.	Reed (5)	Xavier	0	1	7	0-0	Marks (L)
9.	Cousino (3)	Mich. St.	0*	0	1	1-0	Waszak (R)
10.	Kuhn (1)	Mich. St.	0*	0	8	1-1	Kuhn (L)
11.	McConkey (1)	Mich. St.	0*	0	8	2-0	Garner (R)
12.	Zellers (1)	Ohio	1	0	3	1-1	Kennedy (L)
13.	Cousino (4)	Florida	1	2	9	3-1	Rhodes (R)
14.	Thomas (1)	Florida	2	1	2	0-0	Handhold (R)
15.	Reed (6)	Miss. State	1	1	1	0-0	Graveman (R)
16.	Thomas (2)	Georgia	1	0	5	0-2	Benzor (R)
17.	Reed (7)	Louisville	1	1	1	3-2	Funkhouser (R)
18.	Kuhn (2)	Louisville	0	0	6	1-1	Kime (R)
19.	Reed (8)	LSU	2	2	7	1-2	Rumbelow (R)
20.	Kuhn (3)	Tennessee	0	2	6	1-0	Williams (R)
21.	Reed (9)	Tennessee	3	2	9	1-0	Bettencourt (R)

HOME RUN CHART

PLAYER	NO.	SOLO	2-RUN	3-RUN	GS	LHP	RHP	HOME	ROAD	GT	GA	RECORD	LAST	AB SINCE
A.J. Reed	9	2	3	3	1	2	7	6	2	-	3	6-3	4/13	4
Austin Cousino	4	1	1	1	1	-	4	2	1	-	1	4-0	3/16	54
J.T. Riddle	1	1	-	-	-	-	1	-	1	-	-	1-0	2/18	124
Max Kuhn	3	3	-	-	-	1	2	2	1	1	1	2-1	4/13	5
Paul McConkey	1	1	-	-	-	-	1	1	-	-	-	0-1	3/9	33
Zac Zellers	1	-	1	-	-	1	-	1	-	-	-	1-0	3/12	66
Micheal Thomas	2	-	1	1	-	-	2	1	1	-	1	2-0	3/31	25

HOME RUNS BY POSITION

C	1B	2B	SS	3B	LF	CF	RF	DH
2	5	1	-	2	1	4	-	5

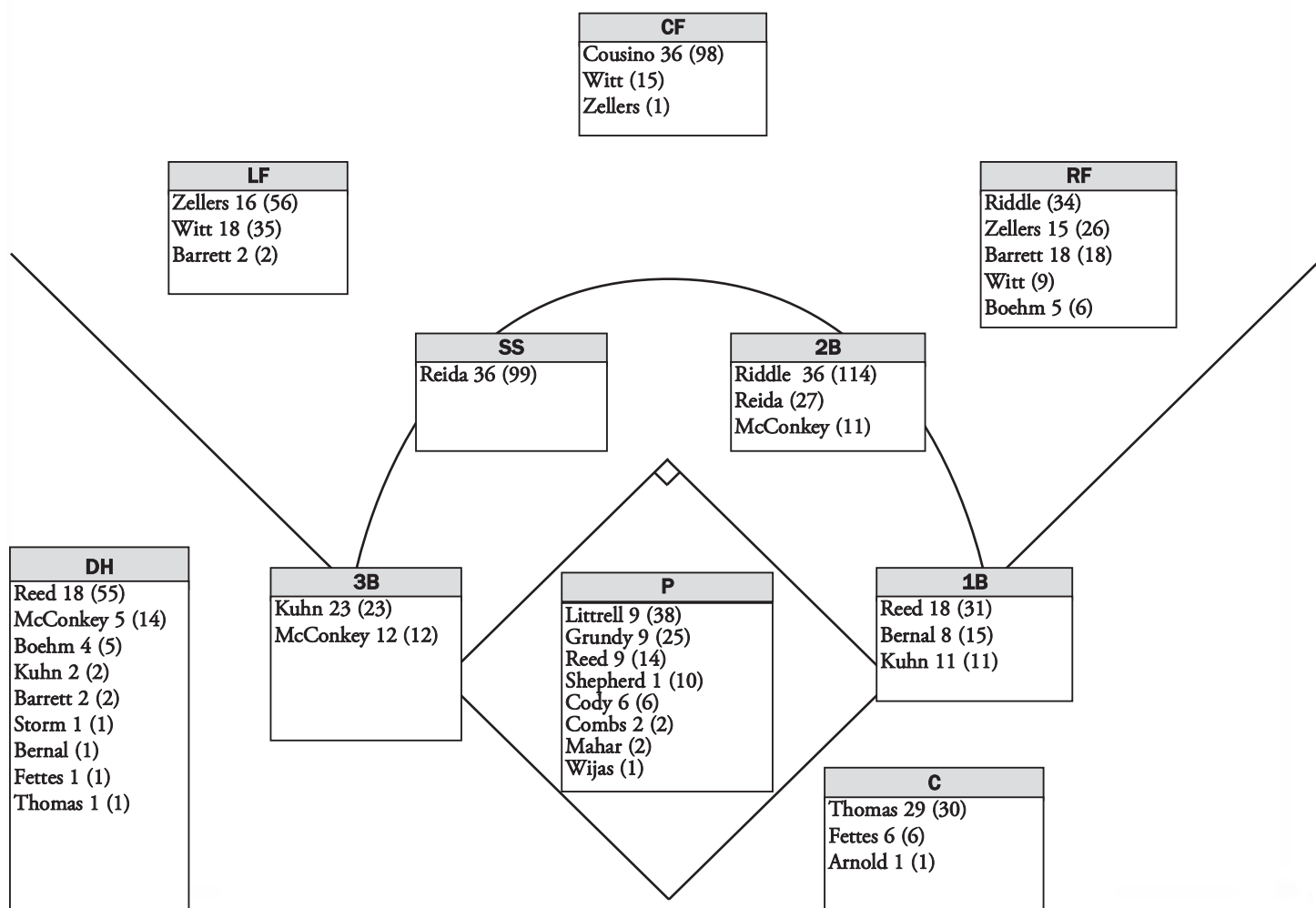
HOME RUNS BY INNING

1	2	3	4	5	6	7	8	9	10+
4	3	1	3	1	2	1	3	3	-

Starts By Batting Order 2013

Player	1	2	3	4	5	6	7	8	9
Cousino	31	-	5	-	-	-	-	-	-
Zellers	-	28	-	-	-	1	3	-	-
Reed	-	-	28	8	-	-	-	-	-
Riddle	-	3	-	15	16	2	-	-	-
Kuhn	-	1	3	13	17	-	-	-	-
Witt	-	4	-	-	-	1	10	-	3
Bernal	-	-	-	-	-	5	2	-	-
McConkey	-	-	-	-	1	10	6	-	2
Reida	-	-	-	-	-	1	1	25	10
Thomas	-	-	-	-	2	2	5	9	12
Fettes	-	-	-	-	-	-	1	1	5
Barrett	5	-	-	-	-	9	6	1	1
Boehm	-	-	-	-	-	4	3	-	-
Arnold	-	-	-	-	-	2	-	-	1
Storm	-	-	-	-	-	-	-	-	2

Starts By Position 2013 (career)





trevor GOTT

5

RHP • 6-0 • 190 • Jr. • Lexington, Ky. (Tates Creek)

Dominating late-inning reliever has been used in key situations and key games through the first portion of junior season ... Set the career record holder in saves after eclipsing the mark with his 16th save vs. Ohio ... After setting the UK single-season saves records in 2012, is on the NCBWA 2013 Preseason Stopper of the Year Award Watch List ... First outing of the year came in a winning effort at USC Upstate on a Monday in Spartanburg ... Came into the game at Upstate in a 10-10 tie in the eighth inning, after UK rallied with four runs to tie the game in the top of the frame ... Worked two quick innings, with UK taking the lead in the top of the ninth and Gott closing the door in the ninth ... Came into a tough spot of a 2-2 game in the bottom of the eighth inning at Coastal Carolina with two runners on and one out ... After allowing a seeing-eye single to load the bags with one out, Gott struck out the cleanup hitter and got a pop out to end the inning, with UK taking the lead in the top of the ninth and Gott slamming the door for the win the bottom of the frame ... Picked up a four-out save vs. ECU, coming in with UK owning a 6-2 lead in the top of the eighth inning and the bases loaded, getting a strikeout to end the inning and striking out the side in the ninth for the first save of the year ... Save vs. ECU marked his fourth career 4+ out save ... Picked up a save vs. Xavier on March 6, his 13th career to move into a tie for second place all time ... Notched two saves during the three-game series win over Michigan State, a 2-1 win on Friday night and a 3-1 win on Sunday in the rubber match ... Record-breaking save came on March 12 vs. Ohio, getting the final two outs of the game for his 16th save ... Picked up save with four outs at Florida on Saturday, dancing around an error in the ninth inning for his fifth career 4+ out save ... With UK up 6-1 at Florida in the rubber match, Gott came on to get the final three outs in the ninth inning, allowing three singles and his first run of the year to score ... Picked up seventh save of the year in a series-evening win over No. 14 Mississippi State ... In Gott's 19 career saves, he has thrown 20.2 innings, allowing only five hits and no earned runs, walking just five and striking out 32 without a hit batter or wild pitch ... Picked up a win in extended innings in the series opener vs. Georgia, allowing some tough-luck singles that led to the first run allowed on the year and his first blown save ... Came back out after the bottom of the ninth to pitch a scoreless 10th as UK won it in the bottom half ... Worked a shutout ninth in a 5-0 win over Georgia on Sunday ... Had two innings in relief for a win at No. 9 Louisville, as an error and an infield single led to an unearned run in the bottom of the ninth inning for the blown save ... After UK took a 5-4 lead in the top of the 10th, came out to finish off the game with three quick outs and the win ... Picked up 19th career save by striking out the side on just 12 pitches (nine strikes) in a win over Austin Peay ... 20th career save came in an inning vs. Tennessee, allowing two unearned runs after a ball rolled between the legs of a defender and to the outfield wall.

APPEARANCES

Date	Opponent	Dec.	IP	H	R	ER	BB	SO	2B	3B	HR	NP
2.18	at USC Upstate	W, 1-0	2.0	1	0	0	1	1	0	0	0	31
2.24	at Coastal Carolina	W, 2-0	1.2	1	0	0	0	2	0	0	0	28
2.27	Eastern Kentucky	Sv, 1	1.1	0	0	0	0	4	0	0	0	20
3.3	Akron	-	0.1	0	0	0	0	1	0	0	0	5
3.6	Xavier	Sv, 2	1.0	1	0	0	1	1	0	0	0	21
3.8	Michigan St.	Sv, 3	1.0	0	0	0	0	1	0	0	0	12
3.10	Michigan St.	Sv, 4	1.0	1	0	0	0	0	0	0	0	15
3.12	Ohio	Sv, 5	0.2	0	0	0	0	1	0	0	0	6
3.16	at Florida	Sv, 6	1.1	0	1	0	1	2	0	0	0	22
3.17	at Florida	-	1.0	3	1	1	0	0	0	0	0	16
3.23	Miss. State	Sv, 7	1.0	1	0	0	0	2	0	0	0	14
3.29	Georgia	W, 3-0	1.2	3	1	1	0	2	1	0	0	32
3.31	Georgia	-	1.0	0	0	0	0	2	0	0	0	8
4.2	Louisville	W, 4-0	2.0	1	1	0	0	1	0	0	0	21
4.9	Austin Peay	Sv, 8	1.0	0	0	0	0	3	0	0	0	12
4.12	Tennessee	Sv, 9	1.0	3	2	0	1	1	0	0	0	25
4.16	Louisville	-	1.0	1	0	0	0	0	0	0	0	10

SUPERLATIVES

	2013	CAR
Inherited Runners	10/0	54/13
Saves/Opportunities	9/11	20/23
WHIP	1.00	

CAREER HIGHS

Innings	4.0 vs. Kent St. (6/1/12)
Strikeouts	6 vs. Kent St. (6/1/12)
Pitches	62 vs. Kent St. (6/1/12)

IN THE UK RECORD BOOK

Single-Season

Saves	9 (2012, 2013) T-1st
	(1st: 9 - Trevor Gott, 2012, 2013)
	9 (2013) T-1st

Career

Saves	20 1st
	(1st: 20 - Trevor Gott, 2011-13)

GOTT'S CAREER STATS

Year	G/GS	W-L	ERA	SV	IP	H	R	ER	BB	SO	2B	3B	HR	B/Avg.
2011	23/0	2-4	3.62	2	27.1	40	25	11	16	34	7	0	0	.333
2012	23/0	3-0	2.16	9	25.0	17	8	6	7	38	3	0	2	.189
2013	17/0	4-0	0.90	9	20.0	16	6	2	4	24	1	0	0	.216
Totals	63/0	9-4	2.36	20	72.1	73	39	19	27	96	11	0	2	.257

GOTT'S CAREER SEC STATS

Year	G/GS	W-L	ERA	SV	IP	H	R	ER	BB	SO	2B	3B	HR	B/Avg.
2011	12/0	0-2	4.72	1	13.1	25	12	7	5	14	2	0	0	.379
2012	11/0	1-0	2.45	6	11.0	3	3	3	3	15	1	0	1	.083
2013	6/0	1-0	2.57	3	7.0	10	5	2	2	9	1	0	0	.323
Totals	29/0	2-2	3.45	10	31.1	38	20	12	10	38	4	0	1	.288



walter WIJAS

8

RHP • 6-2 • 205 • Sr. • Elk Grove Village, Ill. (James Conant)

Is a veteran workhorse in the UK bullpen ... A four-year fixture as a right-handed reliever, has emerged as a go-to presence in the middle innings and in key situations ... Is currently riding a stretch of 12 consecutive scoreless outings ... Combined with his time in the Cape Cod League this summer (19.2 IP), has a 0.68 ERA in his last 40 innings pitched, allowing three runs ... Season debut came in his first hold of the year, working 1.2 shutout innings vs. UNC Asheville in the season opener ... Recorded second hold of the year at Coastal Carolina, coming into a jam in the seventh inning in relief of Corey Littrell, getting a pair of outs to escape the threat before recording an out in the eighth ... Picked up his sixth career win and the first of the year in a strong outing vs. ECU ... Tossed 1.2 frames vs. the Colonels, with a pair of hits and two unearned runs scoring, striking out one in 29 pitches of UK's 6-2 win ... Notched two more holds during the series win over Michigan State, including tossing a shutout eighth inning to set up the save for Trevor Gott ... Tossed a perfect five outs at Florida in the series opener, getting 1.2 innings with just seven pitches ... Struck out two vs. Western Kentucky ... Picked up the win in the rubber match vs. No. 14 Mississippi State, tossing the final two innings before a walk-off single in the ninth.

APPEARANCES

Date	Opponent	Dec.	IP	H	R	ER	BB	SO	2B	3B	HR	NP
2.15	vs. UNC Asheville	H, 1	1.2	2	0	0	1	1	0	0	0	28
2.24	at Coastal Carolina	H, 2	1.0	1	0	0	1	1	0	0	0	17
2.27	Eastern Kentucky	W, 1-0	1.2	2	2	0	0	1	0	0	0	29
3.3	Akron	-	0.1	1	0	0	0	0	0	0	0	6
3.4	Akron	H, 3	1.2	2	0	0	0	1	0	0	0	32
3.8	Michigan St.	H, 4	0.2	1	1	1	0	1	0	0	0	7
3.10	Michigan St.	H, 5	1.0	0	0	0	0	2	0	0	0	11
3.15	at Florida	-	1.2	0	0	0	0	0	0	0	0	14
3.19	Western Ky.	-	0.2	0	0	0	0	2	0	0	0	7
3.23	Miss. State	W, 2-0	2.0	2	0	0	0	3	0	0	0	26
3.27	Marshall	-	1.0	1	0	0	0	1	0	0	0	14
3.30	Georgia	-	0.2	0	0	0	0	0	0	0	0	4
3.31	Georgia	-	1.0	1	0	0	0	1	0	0	0	13
4.7	at LSU	-	0.2	0	0	0	0	1	0	0	0	12
4.9	Austin Peay	-	1.0	0	0	0	0	0	0	0	0	13
4.12	Tennessee	-	0.2	1	0	0	0	0	0	0	0	7
4.13	Tennessee	-	1.2	0	0	0	0	1	0	0	0	16
4.16	Louisville	-	1.1	0	0	0	1	3	0	0	0	17

SUPERLATIVES

	2013	CAR
Quality Starts	-	0
Inherited Runners	18/6	64/23
WHIP	0.84	

CAREER HIGHS

Innings	4.1, 2x, last at UGA (5/20/10)
Strikeouts	4 at UGA (5/20/10)
Pitches	69 at UGA (5/20/10)

WIJAS' CAREER STATS

Year	G/GS	W-L	ERA	SV	IP	H	R	ER	BB	SO	2B	3B	HR	B/Avg.
2010	14/1	0-0	3.60	0	25.0	23	13	10	7	19	7	0	2	.235
2011	20/0	3-0	4.58	0	35.1	52	21	18	13	30	7	2	4	.340
2012	20/0	2-0	5.57	0	21.0	22	16	13	7	17	2	1	2	.275
2013	18/0	2-0	0.44	0	20.1	14	3	1	3	19	0	0	0	.192
Totals	72/1	7-0	3.72	0	101.2	111	53	42	30	85	16	3	8	.275

WIJAS' CAREER SEC STATS

Year	G/GS	W-L	ERA	SV	IP	H	R	ER	BB	SO	2B	3B	HR	B/Avg.
2010	6/1	0-0	.360	0	15.0	14	8	6	6	12	4	0	2	.241
2011	9/0	0-0	6.38	0	18.1	28	14	13	9	14	5	0	3	.350
2012	8/0	1-0	4.32	0	8.1	7	5	4	4	6	1	0	0	.241
2013	7/0	1-0	0.00	0	8.1	4	0	0	0	6	0	0	0	.148
Totals	30/1	2-0	4.14	0	50.0	53	27	23	19	38	10	0	5	.273



chandler **SHEPHERD**

RHP • 6-2 • 185 • So. • Louisa, Ky. (Lawrence County)

14

• 41st round draft pick in 2011 (White Sox)

Talented, competitive right-hander can serve a variety of roles for the UK staff ... With the talent and the ability to serve as a weekend starter, can fulfill extended innings or key outs in late-game situations ... Worked in a key situation of UK's 11-10 ninth-inning win at USC Upstate in his season debut ... Tossed 2.2 innings in relief of Ryne Combs and Corey Littrell at Upstate, allowing two hits and two runs, striking out two, with the runs scoring on a two-run homer ... Tossed two innings vs. Kansas State, a 7-5 UK loss ... Allowed five hits vs. the Cats, with only one run scoring in his two frames, walking two and striking out one as UK tried to rally from a five-run Kansas State fifth inning ... Had his 2013 breakout moment in relief of freshman starter Kyle Cody in the home opener vs. Murray State, coming on in the fourth inning and tossing 5.2 innings without allowing an earned run, a new relief career-high for innings ... Allowed only two hits vs. the 'Breds, walking three and striking out a career-high six in a game-changing relief outing ... Picked up first hold of the year with 1.1 innings vs. Xavier in midweek action, allowing a single run after a double ... Picked up second hold of the year at Florida in the series-evening game, allowing three hits and a run in 1.2 innings, as UK nursed a late-inning lead ... Worked 2.1 innings vs. Western Kentucky in midweek action, allowing three hits and one solo homer ... Made first start of the year vs. Marshall, working three innings in a no decision ... Got four key outs during UK's 5-4 10-inning win at No. 9 Louisville ... Recorded third hold of the year with 1.2 innings vs. Austin Peay, with the UK bullpen allowing two runs to score after he left the game ... Notched fourth hold of the year with 1.1 innings in UK's series-opening win over UT.

SUPERLATIVES	2013	CAR
Quality Starts	0	1
Inherited Runners	22/10	24/13
WHIP	1.37	

CAREER HIGHS

Innings	7.2 vs. Kent St. (6/3/12)
Strikeouts	6 vs. Murray St. (2/26/13)
Pitches	87 vs. Murray St. (2/26/13)

APPEARANCES

Date	Opponent	Dec.	IP	H	R	ER	BB	SO	2B	3B	HR	NP
2.18	at USC Upstate	-	2.2	2	2	2	0	2	0	0	1	42
2.21	vs. Kansas St.	-	2.0	5	1	1	2	1	1	0	0	35
2.26	Murray State	W, 1-0	5.2	2	1	0	3	6	0	0	0	87
3.3	Akron	-	0.2	2	0	0	0	1	0	0	0	11
3.6	Xavier	H, 1	1.1	1	1	1	1	1	1	0	0	23
3.16	at Florida	H, 2	1.2	3	1	1	1	0	1	0	0	34
3.19	Western Ky.	-	2.1	3	1	1	0	2	0	0	1	32
3.22	Miss. State	-	4.0	3	3	1	0	3	0	0	1	62
3.27	Marshall	-	3.0	4	2	2	2	2	0	0	0	63
3.30	Georgia	-	1.0	3	2	2	0	0	1	0	0	19
4.2	at Louisville	-	1.1	1	0	0	0	1	0	0	0	16
4.7	at LSU	-	3.0	2	1	1	1	0	1	0	0	43
4.9	Austin Peay	H, 3	1.2	2	2	2	0	1	1	0	0	26
4.12	Tennessee	H, 4	1.1	1	0	0	0	1	1	0	0	14
4.13	Tennessee	-	3.1	3	3	2	0	1	1	0	0	50

SHEPHERD'S CAREER STATS

Year	G/GS	W-L	ERA	SV	IP	H	R	ER	BB	SO	2B	3B	HR	B/Avg.
2012	18/9	3-1	3.83	1	56.1	60	28	24	16	33	11	2	2	.273
2013	15/1	2-0	4.11	0	35.0	37	20	16	10	22	8	0	3	.272
Totals	33/10	5-1	3.94	1	91.1	97	48	40	26	55	19	2	5	.272

SHEPHERD'S CAREER SEC STATS

Year	G/GS	W-L	ERA	SV	IP	H	R	ER	BB	SO	2B	3B	HR	B/Avg.
2012	4/0	1-0	2.00	0	9.0	7	2	2	1	5	0	1	0	.219
2013	6/0	1-0	4.40	0	14.1	15	10	7	2	5	5	0	1	.273
Totals	10/0	2-0	3.47	0	23.1	22	12	9	3	10	5	1	1	.253



jeff BOEHM

15

OF/LHP • 6-1 • 215 • So. • Lansing, Ill. (Mt. Carmel)

Talented two-way player is a vital weapon for the Wildcats on both side of the ball ... Has a quick, powerful bat at the plate and can be an effective left-handed pitching option ... Showed a defensive ability in his start vs. Murray State in the home opener, making a tremendous diving catch while running to his left to snag a sinking line drive ... Made season pitching debut vs. Niagara, working an inning, allowing two hits and walking one ... Despite not recording a hit in his six at bats, has been extremely competitive at the plate and has drawn walks in all three of his games ... Was robbed of a hit by a nice catch in rightfield vs. Niagara ... Drew a ninth-inning, pinch-hit walk vs. Kansas State, scoring on A.J. Reed two-run homer vs. closer Tanner Witt ... Smacked a pinch-hit single in the ninth inning of UK's series-evening loss to Michigan State ... Started three straight games entering the MSU series, including an opposite-field double off the leftfield wall - against the shift - to score a run on Sunday at Florida ... Drew a key, pinch-hit intentional walk in the ninth inning of UK's walk-off win over No. 14 Mississippi State ... Had a pinch hit single in the ninth inning of a 3-3 game at No. 9 Louisville, chopping a ball up the middle that led to the go-ahead run scoring from second base ... Ripped a double in a start vs. No. 8 Louisville.

SUPERLATIVES	2013	CAR
Quality Starts	-	
Inherited Runners	0/0	6/5
WHIP	2.33	

SUPERLATIVES	2013
Multi-Hit Games	0
Multi-RBI Games	0
Two-Strike Hits	1
HITTING STREAK	0

CAREER HIGHS

Innings	2.0 vs. Akron (3/1/13)
Strikeouts	2 vs. WSU (3/13/12)
Pitches	30 vs. Akron (3/1/13)
-	
Hits	2 vs. UD (4/4/12)
Runs	2 vs. UB (2/26/12)

STARTS BY POSITION

LF	SP	RF
2012 - 0	2012 - 0	2012 - 1
		2013 - 2
	DH	
	2012 - 1	
	2013 - 5	

STARTS BY BATTING ORDER

No. 6	3
No. 7	4

APPEARANCES

Date	Opponent	Dec.	IP	H	R	ER	BB	SO	2B	3B	HR	NP
2.21	vs. Niagara	-	1.0	2	1	1	1	0	1	0	0	21
3.1	Akron	-	2.0	3	0	0	1	0	0	0	0	30

GAME-BY-GAME BATTING STATS

Date	Opponent	GS	AB	R	H	RBI	2B	3B	HR	BB	SB	CS	HBP	K
2/17	Niagara		2	1	0	0	0	0	0	1	0	0	0	0
2/21	vs. Kansas St.		0	1	0	0	0	0	0	1	0	0	0	0
2/26	Murray State	*	4	1	0	0	0	0	0	1	0	0	0	1
3/1	Akron		1	0	0	0	0	0	0	0	0	0	0	0
3/3	Akron	*	4	1	1	1	0	0	0	0	0	0	0	2
3/9	Michigan St.		1	0	1	0	0	0	0	0	0	0	0	0
3/15	at Florida		1	0	0	0	0	0	0	0	0	0	0	0
3/16	at Florida	*	3	0	0	0	0	0	0	0	0	0	0	1
3/17	at Florida	*	2	1	1	1	1	0	0	1	0	0	0	1
3/19	Western Ky.	*	2	0	0	0	0	0	0	0	0	0	0	2
3/23	Miss. State		0	0	0	0	0	0	0	1	0	0	0	0
4/2	at Louisville		1	0	1	0	0	0	0	0	0	0	0	0
4/5	at LSU		1	0	1	0	0	0	0	0	0	0	0	0
4/6	at LSU	*	3	0	0	0	0	0	0	0	0	0	0	2
4/16	Louisville	*	4	0	1	0	1	0	0	0	0	0	0	2

BOEHM'S CAREER STATS

Year	GP-GS	Avg.	AB	R	H	2B	3B	HR	RBI	Slug.	BB	SO	OBP	SB-A
2012	11-2	.357	14	5	5	2	0	0	1	.500	1	5	.438	0-0
2013	18-7	.207	28	5	6	2	0	0	2	.276	5	11	.324	0-0
Totals	26-9	.256	43	10	11	4	0	0	3	.349	6	16	.360	0-0

BOEHM'S CAREER STATS

Year	G/GS	W-L	ERA	SV	IP	H	R	ER	BB	SO	2B	3B	HR	B/Avg.
2012	6/0	0-0	4.91	0	3.2	1	3	2	4	4	0	0	1	.071
2013	2/0	0-0	3.00	0	3.0	5	1	1	2	0	1	0	0	.455
Totals	8/0	0-0	4.05	0	6.2	6	4	3	6	4	1	0	1	.240

BOEHM'S CAREER SEC STATS

Year	GP-GS	Avg.	AB	R	H	2B	3B	HR	RBI	Slug.	BB	SO	OBP	SB-A
2012	3-0	.000	3	0	0	0	0	0	0	.000	0	3	.000	0-0
2013	6-3	.200	10	1	2	1	0	0	1	.300	2	4	.333	0-0
Totals	9-3	.154	13	1	2	1	0	0	1	.231	2	7	.267	0-0

BOEHM'S CAREER SEC STATS

Year	G/GS	W-L	ERA	SV	IP	H	R	ER	BB	SO	2B	3B	HR	B/Avg.
2012	1/0	0-0	0.00	0	1.0	0	0	0	0	0	0	0	0	.000

BOEHM'S CAREER MISCELLANEOUS STATS

Year	SAC	SF	HBP	OBP	SLG	2-out H	2-out RBI	PO	A	E	FLD
2012	0	0	1	.438	.500	1	0	0	0	0	.000
2013	0	0	0	.324	.276	2	1	6	2	0	1.000
Totals	0	0	1	.360	.349	3	1	6	2	0	1.000

BOEHM'S 2013 SPLITS

Year	GP-GS	Avg.	AB	R	H	2B	3B	HR	RBI	Slug.	BB	SO	OBP	SB-A
Home	7-4	.188	16	2	3	1	0	0	1	.286	2	7	.278	0-0
Away	3-2	.167	6	1	1	1	0	0	1	.333	1	2	.286	0-0
Wins	6-4	.125	16	4	2	1	0	0	2	.188	3	5	.263	0-0
Losses	7-3	.250	12	1	3	1	0	0	0	.333	1	6	.308	0-0
Feb.	3-1	.000	6	3	0	0	0	0	0	.000	3	1	.333	0-0
March	7-4	.214	14	2	3	1	0	0	2	.286	1	6	.267	0-0



a.j. REED

18

LHP/1B • 6-4 • 245 • So. • Terre Haute, Ind. (Terre Haute South)

• 25th round draft pick in 2011 (Mets)

One of the top performers in college baseball, is a dynamic star for UK both ways ... Has been UK's Friday-night starter during the 2013 season ... Is a strike-throwing lefty with a four-pitch mix and an aggressive, competitive approach ... At the plate is a physical weapon, hitting in the middle of the order with tremendous power production and a run-producing presence ... Picked up the win in the season opener, working five innings vs. UNC Asheville, allowing two runs ... At the plate vs. UNC Asheville, went a career-high 4-for-5 with three RBI and his first career triple pelted off the centerfield wall ... Drew a key ninth-inning, leadoff walk at USC Upstate, with his eventual base runner scoring the game-winning run in the form of Kyle Barrett ... Suffered the loss in UK's 7-5 setback vs. Kansas State in Myrtle Beach, allowing seven hits and four runs in 4.1 innings ... Belted a homer in the game vs. K-State, a ninth-inning, two-run bomb off closer Tanner Witt ... Hit second homer of the year on a first-pitch blast vs. Murray State, a three-run shot in the first inning that sailed deep over the rightfield fence ... Was named SEC, NCBWA, CollegeBaseballInsider.com and Louisville Slugger player of the week after collecting four homers and 15 RBI during a five-game week on March 4 ... Followed that up with a homer on the 6th vs. Xavier, his fourth in a six-game span ... Worked seven shutout innings vs. Michigan State, allowing five hits and striking out five in 86 pitches, his longest career start ... Launched an opposite-field double in UK's win over Ohio, spanking it off the left-centerfield wall in a 6-3 win ... Took a hard-luck loss at Florida in the series opener, working 6.1 innings of a 1-1 game before UK made three errors in the bottom of the seventh inning at third base, leading to three unearned runs and saddle Reed with the loss ... Had a clutch triple to get UK on the board in the series-evening win at Florida ... Belted a go-ahead homer in the first inning vs. No. 14 Mississippi State, a 3-2 UK win ... Worked a career-long 8.1 innings in a start vs. Georgia, getting a no decision as UK won the game in the 10th ... Hit a first-inning, two-run homer at No. 9 Louisville ... Had a homer robbed at No. 2 LSU on Friday night by CF Mark Laird, later belting a three-run homer on Sunday at the Tigers ... Took a no decision during UK's Friday night win over Tennessee, tossing his fifth quality start.

SUPERLATIVES	2013	CAR
Quality Starts	5	7
Inherit. Runns/Scored	-	16/4
WHIP	1.40	

SUPERLATIVES	2013	CAR
Multi-Hit Games	11	29
Multi-RBI Games	12	23
Two-Strike Hits	13	40
HITTING STREAK	1	
REACH SAFE STREAK	1	

CAREER HIGHS

Innings	9.0 vs. Kent St. (6/1/12)
Strikeouts	8 vs. Kent St. (6/1/12)
Pitches	109 vs. Kent St. (6/1/12)
-	
Hits	4, 3x, last vs. Akron (3/1/13)
RBI	6 vs. UB (2/24/12)
Runs	2, 9x, last vs. XU (3/6/13)

APPEARANCES

Date	Opponent	Dec.	IP	H	R	ER	BB	SO	2B	3B	HR	NP
2.15	vs. UNC Asheville	W, 1-0	5.0	6	2	2	0	4	1	1	0	86
2.21	vs. Kansas St.	L, 1-1	4.1	7	4	4	0	3	0	0	0	76
3.1	Akron	W, 2-1	6.0	6	2	2	2	4	1	0	0	86
3.8	Michigan St.	-	7.0	5	0	0	2	5	0	0	0	86
3.15	at Florida	L, 2-2	6.1	6	4	1	1	5	0	1	1	91
3.22	Miss. State	L, 2-3	5.0	7	5	2	3	5	2	0	0	110
3.29	Georgia	-	8.1	6	1	1	0	4	2	0	0	113
4.5	at LSU	L, 2-4	5.0	8	5	4	2	3	2	0	0	98
4.12	Tennessee	-	6.2	8	2	2	2	6	2	0	0	104

GAME-BY-GAME BATTING STATS

Date	Opponent	GS	AB	R	H	RBI	2B	3B	HR	BB	SB	CS	HBP	K
2/15	vs. UNC Asheville	*	5	2	4	3	0	1	0	0	0	0	0	0
2/17	vs. Niagara	*	3	1	0	0	0	0	1	0	0	0	0	1
2/18	at USC Upstate	*	4	0	0	0	0	0	1	0	0	0	1	2
2/21	vs. Kansas St.	*	4	1	2	3	0	0	1	1	0	0	0	0
2/22	vs. Elon	*	4	1	1	1	0	0	0	0	0	0	0	2
2/24	at Coastal Car.	*	5	0	1	0	0	0	0	0	0	0	0	0
2/26	Murray State	*	3	1	1	4	0	0	1	0	0	0	2	0
2/27	Eastern Kentucky	*	4	1	1	0	0	0	0	0	0	0	0	0
3/1	Akron	*	5	2	4	5	0	1	0	0	0	0	0	0
3/2	Akron	*	4	1	3	3	0	0	1	1	0	0	0	1
3/3	Akron	*	3	1	1	3	1	0	0	0	0	0	1	0
3/6	Xavier	*	3	2	2	1	0	0	1	2	0	0	0	0
3/8	Michigan St.	*	4	1	2	1	0	0	1	0	0	0	0	0
3/9	Michigan St.	*	4	0	0	0	0	0	0	0	0	0	0	0
3/10	Michigan St.	*	2	0	0	0	0	0	0	0	0	0	1	0
3/12	Ohio	*	4	0	1	0	0	0	0	0	0	0	1	1
3/15	at Florida	*	4	0	2	1	1	0	0	0	0	0	0	0
3/16	at Florida	*	3	1	1	2	0	1	0	1	0	0	0	0
3/17	at Florida	*	5	0	2	0	0	0	0	0	0	0	0	1
3/19	Western Ky.	*	4	0	1	0	0	0	1	0	0	0	0	0
3/22	Miss. State	*	5	0	1	0	0	0	0	0	0	0	0	1
3/23	Miss. State	*	3	1	2	2	1	0	1	1	0	1	0	1
3/23	Miss. State	*	2	1	0	0	0	0	2	0	0	0	0	0
3/27	Marshall	*	4	0	0	0	0	0	0	0	0	0	0	2
3/29	Georgia	*	4	0	1	0	0	0	0	0	0	0	1	0
3/30	Georgia	*	5	1	3	0	0	0	0	0	0	0	0	1
3/31	Georgia	*	3	0	0	0	0	0	0	0	0	0	0	1
4/2	at Louisville	*	5	1	1	2	0	0	1	0	0	0	0	1
4/5	at LSU	*	4	0	0	0	0	0	0	0	0	0	0	2
4/6	at LSU	*	4	0	1	0	0	0	0	0	0	0	0	1
4/7	at LSU	*	3	1	1	3	0	0	1	1	0	0	0	0
4/9	Austin Peay	*	4	1	1	0	0	0	0	0	0	0	0	2
4/12	Tennessee	*	4	0	2	0	0	0	0	1	0	0	0	1
4/13	Tennessee	*	4	1	1	4	0	0	1	0	0	0	1	0
4/14	Tennessee	*	4	0	0	0	0	0	0	0	0	0	0	1
4/16	Louisville	*	4	0	2	3	1	0	0	1	0	0	0	2

REED'S CAREER STATS

Year	GP-GS	Avg.	AB	R	H	2B	3B	HR	RBI	Slug.	BB	SO	OBP	SB-A
2012	55-51	.300	200	29	60	9	0	4	43	.405	24	51	.378	0-1
2013	35-35	.317	139	22	44	5	2	9	40	.576	17	26	.411	0-1
Totals	91-87	.307	339	51	104	14	2	13	83	.475	41	77	.392	0-2

REED'S CAREER STATS

Year	G/GS	W-L	ERA	SV	IP	H	R	ER	BB	SO	2B	3B	HR	B/Avg.
2012	16/5	5-3	2.52	0	53.2	54	17	15	9	51	4	1	3	.267
2013	8/8	2-4	3.06	0	47.0	51	23	16	10	33	8	2	1	.277
Totals	24/13	7-7	2.77	0	100.2	105	40	31	19	84	12	3	4	.272

REED'S CAREER SEC STATS

Year	GP-GS	Avg.	AB	R	H	2B	3B	HR	RBI	Slug.	BB	SO	OBP	SB-A
2012	26-24	.289	90	9	26	3	0	1	12	.356	12	26	.385	0-1
2013	15-15	.298	57	6	17	2	1	3	12	.526	6	10	.379	0-1
Totals	41-39	.293	147	15	43	5	1	4	24	.422	18	36	.382	0-2

REED'S CAREER SEC STATS

Year	G/GS	W-L	ERA	SV	IP	H	R	ER	BB	SO	2B	3B	HR	B/Avg.
2012	5/0	1-0	3.38	0	8.0	11	4	3	3	9	0	0	1	.333
2013	5/5	0-3	2.87	0	31.1	35	17	10	8	23	8	1	1	.271
Totals	10/5	1-3	2.97	0	39.1	46	21	13	11	32	8	1	2	.284

REED'S CAREER MISCELLANEOUS STATS

Year	SAC	SF	HBP	OBP	SLG	2-out H	2-out RBI	PO	A	E	FLD
2012	0	3	3	.378	.405	18	12	114	20	5	.964
2013	0	1	6	.392	.576	16	17	171	15	2	.989
Totals	0	4	9	.392	.475	34	29	285	35	7	.979



corey LITTRELL

LHP • 6-3 • 195 • Jr. • Louisville, Ky. (Trinity)

21

• 35th round draft pick in 2010 (Nationals)

One of the top starting pitchers in college baseball, got off to a slower start then 2012 and has rounded into form with his last six starts ... Made the start at USC Upstate in the weekend finale in Spartanburg, as the game was snowed out a day earlier ... Struggled to get a find of the strike zone vs. Upstate, working 3.1 innings, allowing nine hits and seven runs – five earned – walking two and striking out three ... Made second start of the year at Coastal Carolina on a Sunday at the Caravelle Resort Invite, tossing his first quality outing of the year ... Worked 6.1 innings vs. the Chants, allowing only four hits and two runs, walking five and striking out four and he worked to settle in and find the strike zone ... Picked off his first runner of the year and later picked off a second runner but was called for a balk, prompting an extended argument from UK head coach Gary Henderson ... Was great vs. Akron, allowing only five hits and one run, striking out a career-high equaling eight ... Tossed seven innings with four hits and one run allowed, striking out a career-high nine vs. Michigan State in a rubber match on Sunday ... Worked a career-high eight innings at Florida in a rubber match, leading UK to its first series win at UF since 1999 ... Scattered 10 singles in his eight innings, allowing only one run and striking out seven ... With UK clutching to a lead in the seventh, Littrell struck out the top three in the order to help solidify the win ... Worked another quality start in a rubber-match win over No. 14 Mississippi State, tossing seven innings despite his sharpest command, walking a career-high six and allowing only two singles ... Had another gorgeous rubber match start in a win over Georgia, tossing seven shutout innings, allowing only three singles and striking out a career-high 12 ... Worked four innings in his worst career outing at No. 2 LSU, allowing nine hits and nine runs – four earned – walking three and striking out one against the red-hot Tigers at Alex Box ... Pitched well enough for UK to win in a loss vs. Tennessee, his first rubber match loss of 2013 ... Allowed five runs in 7.1 innings vs. UT.

SUPERLATIVES	2013	CAR
Quality Starts	6	20
Inherit. Runns/Scored	-	1/1
WHIP	1.44	

CAREER HIGHS

Innings	8.0 at Florida (3/17/13)
Strikeouts	12 vs. Georgia (3/30/13)
Pitches	119 vs. Georgia (3/30/13)

APPEARANCES

<u>Date</u>	<u>Opponent</u>	<u>Dec.</u>	<u>IP</u>	<u>H</u>	<u>R</u>	<u>ER</u>	<u>BB</u>	<u>SO</u>	<u>2B</u>	<u>3B</u>	<u>HR</u>	<u>NP</u>
2.18	at USC Upstate	-	3.1	9	7	5	2	3	0	1	1	78
2.24	at Coastal Car.	-	6.1	4	2	2	5	4	1	0	1	100
3.3	Akron	W, 1-0	7.0	5	1	1	0	8	2	0	0	87
3.8	Michigan St.	W, 2-0	7.0	4	1	1	1	9	2	0	0	100
3.17	at Florida	W, 3-0	8.0	10	1	1	0	7	0	0	0	109
3.23	Miss. State	-	7.0	2	3	1	6	4	0	0	1	109
3.30	Georgia	W, 4-0	7.0	3	0	0	2	12	0	0	0	119
4.6	at LSU	L, 4-1	4.0	9	9	4	3	1	2	1	1	81
4.14	Tennessee	L, 4-2	7.1	8	5	5	2	3	4	0	0	102

LITTRELL'S CAREER STATS

<u>Year</u>	<u>G/GS</u>	<u>W-L</u>	<u>ERA</u>	<u>SV</u>	<u>IP</u>	<u>H</u>	<u>R</u>	<u>ER</u>	<u>BB</u>	<u>SO</u>	<u>2B</u>	<u>3B</u>	<u>HR</u>	<u>B/Avg.</u>
2011	16/13	6-6	6.95	0	68.2	90	63	53	29	51	17	1	7	.315
2012	16/16	9-2	2.74	0	98.2	104	32	30	25	87	14	1	2	.286
2013	9/9	4-2	3.16	0	57.0	54	29	20	21	51	11	2	4	.250
Totals	41/38	19-10	4.13	0	224.1	248	124	103	75	189	42	4	13	.286

LITTRELL'S CAREER SEC STATS

<u>Year</u>	<u>G/GS</u>	<u>W-L</u>	<u>ERA</u>	<u>SV</u>	<u>IP</u>	<u>H</u>	<u>R</u>	<u>ER</u>	<u>BB</u>	<u>SO</u>	<u>2B</u>	<u>3B</u>	<u>HR</u>	<u>B/Avg.</u>
2011	9/8	2-5	8.45	0	38.1	59	45	36	19	27	12	0	5	.351
2012	10/10	6-1	2.93	0	61.1	74	22	20	15	46	11	0	2	.316
2013	5/5	2-2	2.97	0	33.1	32	18	11	13	27	6	1	2	.254
Totals	24/23	10-8	4.53	0	133.0	165	85	67	47	100	29	1	9	.313



kyle CODY

23

RHP • 6-7 • 230 • Fr. • Chippewa Falls, Wis. (McDonnell Central)

• 33rd round draft pick in 2012 (Phillies)

A highly projectable talented Wisconsin Gatorade HS Player of the Year, is a key weapon on the UK pitching staff ... Has great fastball velocity on his 6-foot-7 frame, with advanced body control, and a tremendous breaking pitch ... Has the ability to be an effective reliever or a midweek starter ... Made season debut vs. UNC Asheville in the season opener, tossing a shutout inning to seal the win for the Wildcats, getting a strikeout ... Had first blemish on his freshman campaign vs. Kansas State, getting called on in the ninth inning to get the final out of the inning with UK trailing 5-3 ... Allowed a sharp single and a two-run homer for K-State to extend the lead, with UK rallying with a pair of runs in the bottom half of the inning on A.J. Reed's homer but falling short, 7-5 ... Picked up his first career win in second career start on March 6 vs. Xavier ... Worked five innings, allowing only two runs and striking out three in cold temperatures ... Took first career loss in 4.2 innings vs. Western Kentucky, allowing three runs in the first inning and then two scored as inherited runners off the bullpen in the fifth ... Struggled with his command in the early goings vs. Western Kentucky, before settling down to retire 12 straight between the first and fifth innings ... Struck out a career-high seven vs. WKU ... Picked up second career win over Marshall in relief, taking over to start the fourth and working the fifth with only a single allowed ... With injury hitting the UK pitching staff, was asked to make the midweek start at No. 9 Louisville and delivered a clutch performance ... Worked 6.1 innings at UL in front of the largest crowd in Cards history, allowing four hits and three runs – two earned – walking one and striking out four ... Two earned runs allowed in the third came after Cody hit the first two hitters and balked the pair in to leadoff the frame ... Picked up third career win with 5.1 innings vs. a tough Austin Peay club ... Suffered loss vs. No. 8 Louisville in his second matchup with the Cards in a three-week span, allowing nine hits and eight runs – with UL touching him for a five-run third and a six-run fifth.

SUPERLATIVES 2013

Quality Starts 1
Inherit. Runns/Scored 0/0
WHIP 1.50

CAREER HIGHS

Innings 6.1 at UL (4/2/13)
Strikeouts 7 vs. WKU (3/19/13)
Pitches 86 at UL (4/2/13)

APPEARANCES

Date	Opponent	Dec.	IP	H	R	ER	BB	SO	2B	3B	HR	NP
2.15	vs. UNC Asheville	-	1.0	0	0	0	0	1	0	0	0	12
2.21	vs. Kansas St.	-	0.1	2	2	2	0	0	0	0	0	9
2.26	Murray State	-	2.2	6	4	3	2	2	2	1	0	66
3.6	Xavier	W, 1-0	5.0	4	2	2	0	3	2	0	0	65
3.19	Western Ky.	L, 1-1	4.2	3	5	5	4	7	0	0	0	85
3.27	Marshall	W, 2-1	2.0	1	0	0	0	1	0	0	0	29
3.30	Georgia	-	1.0	1	0	0	0	2	0	0	0	19
4.2	at Louisville	-	6.1	4	3	2	1	4	1	0	0	86
4.6	at LSU	-	1.0	1	0	0	0	1	1	0	0	16
4.9	Austin Peay	W, 3-1	5.1	4	1	1	2	4	0	0	0	70
4.16	Louisville	L, 3-2	4.0	9	8	8	1	4	3	0	1	82

CODY'S CAREER STATS

Year	G/GS	W-L	ERA	SV	IP	H	R	ER	BB	SO	2B	3B	HR	B/Avg.
2013	11/6	3-2	6.21	0	33.1	35	25	23	10	29	9	1	2	.271

CODY'S CAREER SEC STATS

Year	G/GS	W-L	ERA	SV	IP	H	R	ER	BB	SO	2B	3B	HR	B/Avg.
2013	2/0	0-0	0.00	0	2.0	2	0	0	0	3	1	0	0	.250



dylan DWYER

24

LHP • 6-1 • 175 • Fr. • Murray, Ky. (Calloway)

Is a left-handed weapon as a freshman ... During the season opener vs. UNC Asheville, came on for his collegiate debut to get a left-hander out, with two on in a 4-2 game in the sixth inning ... Got the out and worked a scoreless seventh for his first career hold ... Tossed a shutout frame vs. Kansas State, striking out one in Myrtle Beach ... Made first appearance in 11 days vs. Western Kentucky in midweek action, walking the left-handed hitter he faced in the middle innings ... Extended shutout innings streak to start his career to 7.1 with a shutout frame vs. Marshall, before allowing a run in his SEC debut ... After allowing some damage on Friday night at No. 2 LSU, had to battle through the outing in an effort to save the UK bullpen, finishing with 1.2 innings and six runs allowed against the dynamic Tigers ... Worked two innings without allowing an earned run vs. No. 8 Louisville.

APPEARANCES

Date	Opponent	Dec.	IP	H	R	ER	BB	SO	2B	3B	HR	NP
2.15	vs. UNC Asheville	H, 1	1.1	1	0	0	0	1	1	0	0	13
2.21	vs. Kansas St.	-	1.0	0	0	0	0	1	0	0	0	18
2.27	Eastern Kentucky	H, 2	2.2	3	0	0	0	2	1	0	0	51
3.2	Akron	-	1.0	1	0	0	0	0	0	0	0	12
3.8	Michigan St.	H, 3	0.1	1	0	0	0	0	0	0	0	5
3.19	Western Ky.	-	0.0	0	0	0	1	0	0	0	0	5
3.27	Marshall	-	1.0	2	0	0	0	0	0	0	0	14
3.30	Georgia	-	0.0	0	1	1	0	0	0	0	0	2
4.5	at LSU	-	1.2	5	6	4	2	0	0	1	0	39
4.5	Tennessee	-	0.1	1	1	1	1	0	0	0	0	8
4.16	Louisville	-	2.0	3	1	0	0	2	2	0	0	33

SUPERLATIVES 2013

Quality Starts	-
Inherited Runners	9/3
WHIP	2.12

CAREER HIGHS

Innings	2..2 vs. ECU (2/27/13)
Strikeouts	2 vs. ECU (2/27/13)
Pitches	51 vs. ECU (2/27/13)

DWYER'S CAREER STATS

Year	G/GS	W-L	ERA	SV	IP	H	R	ER	BB	SO	2B	3B	HR	B/Avg.
2013	11/0	1-0	4.76	0	11.1	17	9	6	4	6	4	1	0	.340

DWYER'S CAREER SEC STATS

Year	G/GS	W-L	ERA	SV	IP	H	R	ER	BB	SO	2B	3B	HR	B/Avg.
2013	3/0	0-0	27.00	0	2.0	6	8	6	3	0	0	1	0	.545



ryne COMBS

25

LHP • 6-0 • 185 • Fr. • Lexington, Ky. (Bryan Station)

Is a major left-handed weapon on the UK pitching staff ... Is a polished, strike-throwing lefty with a competitive demeanor of poise and confidence on the bump ... Has great movement and command of his offerings ... Tossed an inning as the first reliever out of the bullpen at USC Upstate, allowing a run on three hits with a strikeout ... Got first hold of the year against a tough Elon team in Myrtle Beach, tossing two innings and retiring all six hitters he faced on just 18 pitches ... Earned the midweek start vs. Eastern Kentucky in the second home game of the year ... Worked 3.1 shutout innings, allowing six hits – five singles – and one walk, striking out two on 54 pitches ... Left the game in the fourth inning of a bases-loaded jam, with UK's dynamic bullpen escapSing the threat ... In his second career start, worked four innings vs. Ohio, allowing five hits and one run, walking one and striking out three ... Started the fifth inning in an effort to get first career win, before a leadoff single ended his outing ... Worked four outs in the middle innings vs. Western Kentucky in mid-week action, allowing a single on 21 pitches ... Got out of a one-out, bases-loaded jam in relief vs. Marshall, getting a double play to finish a shutout inning ... Came in with the bases loaded at No. 9 Louisville and got a key groundout to first base to end the threat.

APPEARANCES

Date	Opponent	Dec.	IP	H	R	ER	BB	SO	2B	3B	HR	NP
2.18	at USC Upstate	-	1.0	3	1	1	0	1	1	0	0	16
2.22	vs. Elon	H, 1	2.0	0	0	0	0	0	0	0	0	18
2.27	Eastern Kentucky	-	3.1	6	0	0	1	2	1	0	0	54
3.13	Ohio	-	4.0	5	1	1	1	3	0	0	0	52
3.19	Western Ky.	-	1.1	1	0	0	0	0	0	0	0	21
3.27	Marshall	-	1.0	2	0	0	1	1	0	0	0	16
3.30	Georgia	-	0.1	0	0	0	0	0	0	0	0	2
4.2	at Louisville	-	0.1	0	0	0	0	0	0	0	0	2
4.6	at LSU	-	1.0	0	0	0	1	0	0	0	0	11
4.7	at LSU	-	0.1	0	1	1	1	0	0	0	0	10

SUPERLATIVES 2013

Quality Starts	-
Inherited Runners	6/3
WHIP	1.59

CAREER HIGHS

Innings	4.0 vs. Ohio (3/13/13)
Strikeouts	3 vs. Ohio (3/13/13)
Pitches	54 vs. ECU (2/27/13)

COMBS' CAREER STATS

Year	G/GS	W-L	ERA	SV	IP	H	R	ER	BB	SO	2B	3B	HR	B/Avg.
2013	11/2	0-0	1.65	0	16.1	20	4	3	5	7	2	0	0	.317

COMBS' CAREER SEC STATS

Year	G/GS	W-L	ERA	SV	IP	H	R	ER	BB	SO	2B	3B	HR	B/Avg.
2013	3/0	0-0	5.40	0	1.2	0	1	1	2	0	0	0	0	.000



Jerad GRUNDY

26

LHP • 6-1 • 200 • Sr. • Johnsburg, Ill. (Johnsburg/Miami, Fla./Heartland CC)

- 46th round draft pick in 2009 (Rangers)
- 42nd round draft pick in 2011 (Marlins)
- 26th round draft pick in 2012 (Twins)

One of the top, proven starting pitchers in college baseball is having a great senior season, despite a rocky last three outings ... Was been a force through two starts, opening the year with 12.1 consecutive innings pitched without allowing an earned run ... Worked six innings without allowing an earned run vs. Niagara, equaling his career high with nine strikeouts, allowing only four hits ... Turned in a great effort in UK's 6-1 win over Elon in Myrtle Beach, working on short rest on a Friday after starting on a Sunday the week previous ... Worked seven strong innings in a pitching duel with Elon ace Dylan Clark, a 2012 Cape Cod League All-Star ... Allowed only three hits vs. Elon, walking two and striking out three on just 81 pitches ... Had one of the best starts for a UK pitcher in program history vs. Akron, striking out a career-high 12 in eight shutout inning ... Allowed only two singles, retiring 24 of the 26 hitters he faced vs. the Zips ... Suffered first loss of the year after allowing three runs on six hits in 5.2 innings vs. Michigan State, finishing just an out shy of his fourth consecutive quality start to open the year ... Battled through six innings at Florida to secure the win in the series-evening game on Saturday ... Allowed three runs on five hits in the first two innings, before settling down to work into the sixth inning with just a hit allowed in the final four frames ... Walked four in his outing at UF, where he was greatly praised by head coach Gary Henderson for his poise and competitiveness on the mound despite his best stuff ... Dominated No. 14 Mississippi State in his fifth win of the year, carrying a one-run gem into the eighth inning against the SEC's top offensive team and a Bulldog club ranked No. 2 in the NCAA in hits ... Struck out 10 without issuing a walk, with Hunter Renfroe ending his complete-game bid with a solo homer in the ninth ... Had the worst outing of his career at No. 2 LSU, with the red-hot Tigers getting 15 hits and nine runs off Grundy on Saturday, with UK having to leave him in to throw six innings despite a large hole to try and save the bullpen for Sunday ... Suffered third consecutive loss vs. UT on Saturday, allowing nine hits and six runs in four innings, but regaining his swing-and-miss ability, with seven strikeouts.

APPEARANCES

Date	Opponent	Dec.	IP	H	R	ER	BB	SO	2B	3B	HR	NP
2.17	vs. Niagara	W, 1-0	6.0	4	2	0	1	9	1	0	0	89
2.22	vs. Elon	W, 2-0	7.0	3	1	1	2	3	1	0	1	81
3.2	Akron	W, 3-0	8.0	2	0	0	0	12	0	0	0	86
3.9	Michigan St.	L, 3-1	5.2	6	3	3	1	4	1	0	1	78
3.16	at Florida	W, 4-1	6.0	6	3	3	4	0	0	0	1	82
3.23	Miss. State	W, 5-1	8.0	6	2	2	0	10	0	0	1	107
3.30	Georgia	L, 5-2	5.1	5	4	2	5	4	3	0	0	79
4.6	at LSU	L, 5-3	6.0	15	9	9	1	0	5	1	0	83
4.13	Tennessee	L, 5-4	4.0	9	6	6	2	7	1	0	0	88

SUPERLATIVES

	2013	CAR
Quality Starts	5	11
WHIP	1.32	

CAREER HIGHS

Innings	8.0, 2x, last vs. MSU (3/23/13)
Strikeouts	12 vs. Akron (3/2/13)
Pitches	107 vs. Miss. State (3/23/13)

GRUNDY'S CAREER STATS

Year	G/GS	W-L	ERA	SV	IP	H	R	ER	BB	SO	2B	3B	HR	B/Avg.
2012	16/16	6-3	3.78	0	85.2	79	38	36	36	63	15	2	4	.245
2013	9/9	5-4	4.18	0	56.0	56	30	26	16	49	12	1	4	.264
Totals	25/25	11-7	3.94	0	141.2	135	68	62	52	112	27	3	8	.253

GRUNDY'S CAREER SEC STATS

Year	G/GS	W-L	ERA	SV	IP	H	R	ER	BB	SO	2B	3B	HR	B/Avg.
2012	10/10	1-3	5.07	0	49.2	54	29	28	23	25	11	2	4	.284
2013	5/5	2-3	6.75	0	29.1	41	24	22	12	21	9	1	2	.345
Totals	15/15	3-6	5.70	0	79.0	95	53	50	35	46	20	3	6	.307



zach **STRECKER**

29

RHP • 6-4 • 225 • R-Fr. • Louisville, Ky. (Eastern)

After redshirting the year as a player who earned a spot on the team during the fall 2012 practice season, has become a key right-handed reliever for the UK bullpen ... Has appeared in a team-leading five games, all key spots to face right-handed hitters ... Worked a shutout frame in his collegiate debut vs. Niagara, striking out two and needing only nine pitches ... Continued to dominate the strike zone in getting a four-pitch strikeout vs. Kansas State in Myrtle Beach ... Tossed two outs vs. Murray State in the home opener, the final two outs of the game ... Final out of the game vs. Murray came as a strikeout, with the hitter falling to the ground to attempt to get around on an inside fastball ... Worked 1.1 shutout innings vs. Michigan State, saving the bullpen during a 6-1 loss ... Picked up first career win with career-long 2.1 innings in a midweek win over Ohio, allowing only a single and striking out one in 30 pitches ... Made SEC debut with two outs vs. Georgia on Saturday ... With LSU blistering UK lefties all weekend, came on Friday night to work four outs, including a career-high three strikeouts.

APPEARANCES

Date	Opponent	Dec.	IP	H	R	ER	BB	SO	2B	3B	HR	NP
2.17	vs. Niagara	-	1.0	0	0	0	0	2	0	0	0	9
2.21	vs. Kansas St.	-	0.1	0	0	0	0	1	0	0	0	4
2.26	Murray State	-	0.2	0	0	0	0	1	0	0	0	10
2.27	Eastern Kentucky	-	0.0	0	0	0	1	0	0	0	0	8
3.3	Akron	-	0.2	3	1	1	0	0	0	0	0	6
3.9	Michigan St.	-	1.1	0	0	0	0	0	0	0	0	10
3.12	Ohio	W, 1-0	2.1	1	0	0	0	1	0	0	0	30
3.19	Western Ky.	-	0.0	1	0	0	0	0	0	0	0	7
3.27	Marshall	-	1.0	0	0	0	0	0	0	0	0	8
3.30	Georgia	-	0.2	1	0	0	1	0	0	0	0	14
4.5	at LSU	-	1.1	1	0	0	0	3	1	0	0	17
4.13	Tennessee	-	0.2	1	0	0	0	1	1	0	0	8
4.16	Louisville	-	0.2	2	3	0	0	1	0	0	0	15

SUPERLATIVES 2013

Inherited Runners	13/6
WHIP	1.22

CAREER HIGHS

Innings	2.1 vs. Ohio (3/12/13)
Strikeouts	3 at LSU (4/5/13)
Pitches	30 vs. Ohio (3/12/13)

STRECKER'S CAREER STATS

Year	G/GS	W-L	ERA	SV	IP	H	R	ER	BB	SO	2B	3B	HR	B/Avg.
2013	13/0	1-0	0.84	0	10.2	10	4	1	2	10	2	0	0	.238

STRECKER'S CAREER SEC STATS

Year	G/GS	W-L	ERA	SV	IP	H	R	ER	BB	SO	2B	3B	HR	B/Avg.
2013	3/0	0-0	0.00	0	2.2	3	0	0	1	4	2	0	0	.300



zac ZELLERS

2

OF • 6-0 • 185 • Sr. • St. Louis, Mo. (Rockwood/Heartland)

Senior is a hard-nosed force at the top of the order ... Is an on-base percentage machine, ranking fifth in the SEC with a .426 mark in 2012 ... Won UK's quality at bat title in 2012, the first right-handed hitter in the Gary Henderson era to win the award ... Is a force defensively at any outfield position, making diving plays and good decisions ... Slumped early in the year before breaking out during the season-opening homestand ... Belted first homer of the year in a midweek win over Ohio, a towering bomb over the left-field fence ... Drove in the go-ahead run with a two-RBI single on Friday night vs. Tennessee.

SUPERLATIVES 2013 CAR

Multi-Hit Games	7	20
Multi-RBI Games	6	8
Two-Strike Hits	12	
CURRENT HIT STREAK	-	
REACH SAFE STREAK	-	

CAREER HIGHS

Hits	4	vs. TTU (3/6/12)
RBI	4	vs. Dayton (4/4/12)
Runs	3	vs. TTU (3/6/12)
Walks	2, 3x, last at UL (4/2/13)	
Steals	2	vs. Valpo (6/2/12)

GAME-BY-GAME STATS

Date	Opponent	GS	AB	R	H	RBI	2B	3B	HR	BB	SB	CS	HBP	K
2/15	vs. UNC Asheville	*	5	2	2	1	0	0	0	1	0	0	0	1
2/17	vs. Niagara	*	3	2	0	1	0	0	0	1	0	0	2	1
2/18	at USC Upstate	*	5	0	1	0	0	0	0	0	0	0	1	3
2/21	vs. Kansas State	*	4	0	0	0	0	0	0	1	0	0	0	1
2/22	vs. Elon	*	4	1	1	0	0	0	0	0	0	0	0	1
2/24	at Coastal Carolina	*	5	0	0	0	0	0	0	0	0	0	0	2
2/27	Eastern Kentucky	*	2	1	1	1	0	0	0	1	0	0	0	0
3/1	Akron	*	2	2	1	2	0	0	0	0	0	0	2	0
3/2	Akron	*	4	1	1	0	0	0	0	1	0	0	1	0
3/3	Akron	*	4	1	3	0	1	0	0	1	1	0	0	0
3/6	Xavier	*	3	1	1	1	0	0	0	0	0	0	0	1
3/8	Michigan State	*	3	0	0	0	0	0	0	0	0	0	1	1
3/9	Michigan State	*	3	0	0	0	0	0	0	0	0	0	0	1
3/12	Ohio	*	4	2	2	2	0	0	1	0	0	0	0	1
3/15	at Florida	*	4	0	0	0	0	0	0	0	0	0	0	0
3/16	at Florida	*	5	0	1	1	0	0	0	0	0	0	0	1
3/17	at Florida	*	5	0	1	1	0	0	0	0	0	0	0	4
3/19	Western Ky.	*	2	0	1	0	0	0	0	0	0	0	0	0
3/22	Miss. State	*	5	1	2	0	0	0	0	0	1	0	0	2
3/23	Miss. State	*	3	2	2	0	0	0	0	1	0	0	0	1
3/23	Miss. State	*	2	1	0	0	0	0	0	1	0	0	0	1
3/27	Marshall	*	4	0	1	2	0	0	0	0	0	0	0	0
3/29	Georgia	*	4	0	0	0	0	0	0	1	0	0	0	1
3/30	Georgia	*	5	0	1	1	0	0	0	0	0	0	0	2
3/31	Georgia	*	3	0	1	2	0	0	0	0	1	0	0	0
4/2	at Louisville	*	2	1	0	0	0	0	0	2	0	0	0	0
4/5	at LSU	*	2	0	0	0	0	0	0	0	0	0	1	0
4/6	at LSU	*	4	0	2	0	0	0	0	0	0	0	0	0
4/7	at LSU	*	4	2	1	0	0	0	0	1	0	0	0	0
4/9	Austin Peay	*	5	1	1	0	0	0	0	0	1	0	0	0
4/12	Tennessee	*	5	1	2	2	0	0	0	0	0	0	0	0
4/13	Tennessee	*	3	1	1	2	0	0	0	1	0	0	0	0
4/14	Tennessee	*	4	0	0	0	0	0	0	0	0	0	0	3

ZELLERS' CAREER STATS

Year	GP-GS	Avg.	AB	R	H	2B	3B	HR	RBI	Slug.	BB	SO	OBP	SB-A
2012	57-52	.311	177	36	55	12	1	5	19	.475	27	40	.456	7-10
2013	34-32	.248	121	25	30	1	0	1	18	.281	15	29	.349	4-4
Totals	91-84	.285	298	61	85	13	1	6	37	.396	42	69	.413	11-14

ZELLERS' CAREER SEC STATS

Year	GP-GS	Avg.	AB	R	H	2B	3B	HR	RBI	Slug.	BB	SO	OBP	SB-A
2012	28-25	.247	81	13	20	3	0	1	4	.321	12	24	.404	3-3
2013	15-15	.246	57	10	14	0	0	0	8	.246	7	15	.328	2-2
Totals	43-40	.246	138	23	34	3	0	1	12	.290	19	39	.374	5-5

ZELLERS' CAREER MISCELLANEOUS STATS

Year	SAC	SF	HBP	OBP	SLG	2-out H	2-out RBI	PO	A	E	FLD
2012	8	1	21	.456	.475	16	13	108	1	4	.965
2013	4	5	7	.356	.284	8	3	42	3	6	.883
Totals	12	6	28	.418	.402	24	16	150	4	10	.939

ZELLERS' SPLITS


Year	GP-GS	Avg.	AB	R	H	2B	3B	HR	RBI	Slug.	BB	SO	OBP	SB-A
Home	21-19	.300	70	15	21	1	0	1	15	.357	7	15	.365	4-4
Away	9-9	.171	35	5	6	0	0	0	1	.171	5	10	.310	0-0
Neutral	4-4	.188	16	5	3	0	0	0	2	.188	3	4	.364	0-0
Wins	23-22	.272	81	21	22	1	0	1	15	.321	12	20	.385	3-3
Losses	11-10	.200	40	4	8	0	0	0	3	.200	3	9	.267	1-1
Feb.	7-7	.179	28	6	5	0	0	0	3	.179	4	9	.333	0-0
March	19-17	.281	64	13	18	1	0	1	11	.344	7	17	.359	3-3

STARTS BY POSITION

LF	CF	RF
2012 - 14	2012 - 1	2012 - 11
2013 - 16	2013 - 0	2013 - 16
DH		
2013 - 0		

STARTS BY BATTING ORDER

No. 1:	-
No. 2:	28
No. 3:	-
No. 4:	-
No. 5:	-
No. 6:	1
No. 7:	3
No. 8:	-
No. 9:	-



paul MCCONKEY

INF • 5-11 • 190 • Jr. • Knoxville, Tenn. (Halls)

4

Left-handed hitter is a vital weapon in the lineup against right-handed pitching ... Has a quick bat and a veteran approach at the plate ... Had a career game in a win over Akron on March 1 ... Regarded as a defensive work in progress, has showed signs of improvement at the hot corner ... Made two diving plays during the Michigan State series to rob singles in the hole ... Belted first career homer off Michigan State ace David Garner in the seventh inning, breaking up his shutout bid ... Smacked a game-winning, two-RBI double in the Sunday rubber match win over MSU ... Had a rocky SEC opener at Florida, committed three errors in a 1-1 game in the bottom of the seventh inning, leading to the three game-winning, unearned runs ... Collected a hit and a walk off the bench vs. WKU ... Made several stellar plays at the hot corner in a win at Louisville, including two diving plays in the hole to snag liners.

SUPERLATIVES 2013 CAR

Multi-Hit Games	2
Multi-RBI Games	3
Two-Strike Hits	5
CURRENT HIT STREAK	-
REACH SAFE STREAK	-

CAREER HIGHS

Hits	2, 3x, last vs. Akron (3/1/13)
RBI	4 vs. Akron (3/1/13)
Runs	2, 2x, last vs. Akron (3/1/13)
Walks	2 vs. MTSU (3/9/11)

STARTS BY POSITION

3B	SS	2B
2013 - 13	2013 - 0	2011 - 11
	DH	
	2011 - 1	
	2012 - 8	
	2013 - 5	

STARTS BY BATTING ORDER

No. 1:	-
No. 2:	-
No. 3:	-
No. 4:	-
No. 5:	1
No. 6:	10
No. 7:	5
No. 8:	-
No. 9:	2

GAME-BY-GAME STATS

Date	Opponent	GS	AB	R	H	RBI	2B	3B	HR	BB	SB	CS	HBP	K
2/15	vs. UNC Asheville	*	4	0	1	1	0	0	0	0	0	0	1	1
2/18	at USC Upstatate	*	4	1	1	0	1	0	0	0	0	0	1	2
2/21	at Kansas State		1	0	1	0	0	0	0	0	0	0	0	0
2/22	vs. Elon	*	3	1	1	1	0	0	0	0	0	0	0	0
2/24	at Coastal Carolina		2	0	1	2	0	0	0	0	0	0	0	0
2/26	Murray State	*	4	0	0	0	0	0	0	0	0	0	0	3
3/1	Akron	*	4	2	2	4	1	1	0	1	0	0	0	2
3/3	Akron	*	3	1	0	0	0	0	0	1	0	0	0	1
3/6	Xavier	*	3	1	1	0	0	0	0	1	0	1	0	0
3/9	Michigan State	*	4	1	2	1	0	0	1	0	0	0	0	1
3/10	Michigan State	*	2	0	1	2	1	0	0	0	0	0	0	1
3/12	Ohio		1	0	0	0	0	0	0	0	0	0	0	1
3/15	at Florida	*	2	0	0	0	0	0	0	1	0	0	0	0
3/17	at Florida	*	1	0	0	0	0	0	0	0	0	0	0	0
3/19	Western Ky.		2	0	1	0	0	0	0	1	0	0	0	0
3/23	Miss. State	*	2	0	0	0	0	0	0	0	0	0	0	1
3/23	Miss. State	*	2	0	0	0	0	0	0	0	0	0	0	0
3/29	Georgia	*	4	1	1	0	0	0	0	0	0	0	0	1
3/30	Georgia		2	1	1	0	1	0	0	0	0	0	0	0
3/31	Georgia	*	3	0	0	0	0	0	0	0	0	0	0	2
4/2	at Louisville	*	5	0	1	0	0	0	0	0	0	0	0	1
4/5	at LSU	*	3	0	0	0	0	0	0	0	0	0	0	1
4/12	Tennessee	*	2	0	0	0	0	0	0	1	0	0	0	0
4/14	Tennessee	*	3	0	1	0	0	0	0	0	0	0	0	1

MCCONKEY'S CAREER STATS

Year	GP-GS	Avg.	AB	R	H	2B	3B	HR	RBI	Slug.	BB	SO	OBP	SB-A
2011	23-12	.152	46	7	7	0	0	0	1	.152	6	6	.304	0-2
2012	20-8	.323	31	4	10	1	0	0	2	.355	4	9	.463	0-0
2013	24-18	.242	66	9	16	4	1	1	11	.379	6	19	.324	0-1
Totals	67-38	.231	143	20	33	5	1	1	14	.301	16	34	.351	0-3

MCCONKEY'S CAREER SEC STATS

Year	GP-GS	Avg.	AB	R	H	2B	3B	HR	RBI	Slug.	BB	SO	OBP	SB-A
2011	12-4	.053	19	0	1	0	0	0	0	.053	2	4	.217	0-1
2012	6-5	.417	12	1	5	1	0	0	1	.500	0	3	.467	0-0
2013	10-8	.125	24	2	3	1	0	0	0	.167	2	6	.192	0-0
Totals	28-17	.164	55	3	9	2	0	0	1	.200	4	13	.266	0-1

MCCONKEY'S CAREER MISCELLANEOUS STATS

Year	SAC	SF	HBP	OBP	SLG	2-out H	2-out RBI	PO	A	E	FLD
2011	0	0	4	.304	.152	3	1	16	34	5	.909
2012	2	1	5	.463	.355	2	0	2	1	2	.600
2013	3	0	2	.324	.379	2	0	4	27	6	.838
Totals	5	1	11	.351	.301	7	1	22	63	14	.866

MCCONKEY'S SPLITS

Year	GP-GS	Avg.	AB	R	H	2B	3B	HR	RBI	Slug.	BB	SO	OBP	SB-A
Home	15-12	.244	41	7	10	3	1	1	7	.439	5	14	.326	0-1
Away	6-4	.176	17	1	3	1	0	0	2	.235	1	4	.263	0-0
Neutral	3-2	.375	8	1	3	0	0	0	2	.375	0	1	.444	0-0
Wins	17-14	.204	49	7	10	3	1	0	10	.306	4	16	.291	0-1
Losses	7-4	.353	17	2	6	1	0	1	1	.588	2	3	.421	0-0
Feb.	6-4	.278	18	2	5	1	0	0	4	.333	0	6	.350	0-0
March	14-10	.257	35	7	9	3	1	1	7	.486	5	10	.350	0-1



matt REIDA

6

INF • 5-11 • 180 • Jr. • Russiaville, Ind. (Western)

• 47th round selection in the 2010 MLB Draft (White Sox)

Dynamic defensive shortstop is improving offensive game ... Has staggering defensive ability with great range, instincts and an ability to dominate the average play ... Has formed the best middle infield duo in college baseball with second baseman J.T. Riddle ... Has moved up in the order in third season, hitting No. 7 and No. 8 after spending first two years as the No. 9 hitter ... Had back-to-back two-hit games vs. Florida and Western Kentucky, getting robbed of a double vs. the Toppers ... Had a big two-strike, two-out RBI single in a win over Austin Peay.

SUPERLATIVES 2013 CAR

Multi-Hit Games	6	17
Multi-RBI Games	3	8
Two-Strike Hits	9	
CURRENT HIT STREAK	2	
REACH SAFE STREAK	2	

CAREER HIGHS

Hits	3, 7x, last vs. Niagara (2/17/13)
RBI	3, 2x, last vs. Niagara (2/17/13)
Runs	3 vs. Akron (3/1/13)
Walks	2, 6x, last vs. UL (4/16/13)
Steals	1, 8x, last vs. Marshall (3/27/13)

GAME-BY-GAME STATS

Date	Opponent	GS	AB	R	H	RBI	2B	3B	HR	BB	SB	CS	HBP	K
2/15	vs. UNC Asheville	*	5	1	1	0	0	0	0	0	0	0	0	1
2/17	vs. Niagara	*	4	1	3	3	0	0	0	1	1	0	0	0
2/18	at USC Upstate	*	4	1	0	1	0	0	0	1	0	0	0	0
2/21	vs. Kansas State	*	4	0	1	1	0	0	0	0	0	0	0	1
2/22	vs. Elon	*	2	0	0	0	0	0	0	0	0	0	0	1
2/24	at Coastal Carolina	*	3	1	1	0	0	0	0	1	0	0	0	0
2/26	Murray State	*	3	2	2	0	1	0	0	2	0	0	0	0
2/27	Eastern Kentucky	*	4	0	1	2	1	0	0	0	0	0	0	0
3/1	Akron	*	3	3	2	0	0	0	0	1	0	0	0	1
3/2	Akron	*	2	0	0	0	0	0	0	0	1	0	1	0
3/3	Akron	*	4	0	0	0	0	0	0	0	0	0	0	1
3/6	Xavier	*	3	0	0	0	0	0	0	1	0	0	0	2
3/8	Michigan State	*	3	0	1	0	0	0	0	1	0	0	0	1
3/9	Michigan State	*	3	0	0	0	0	0	0	0	0	0	0	0
3/10	Michigan State	*	3	0	1	0	0	0	0	0	0	0	0	1
3/12	Ohio	*	2	0	0	0	0	0	0	1	1	0	0	1
3/15	at Florida	*	4	0	0	0	0	0	0	0	0	1	0	0
3/16	at Florida	*	4	1	0	1	0	0	0	1	0	0	0	0
3/17	at Florida	*	4	1	2	1	1	0	0	0	0	0	0	0
3/19	Western Ky.	*	5	0	2	1	0	0	0	0	0	0	0	0
3/22	Miss. State	*	3	0	0	0	0	0	0	1	0	0	0	1
3/23	Miss. State	*	3	0	1	0	0	0	0	0	0	0	0	1
3/23	Miss. State	*	3	0	0	0	0	0	0	1	0	0	0	1
3/27	Marshall	*	3	2	2	2	0	0	0	0	1	0	1	0
3/29	Georgia	*	2	0	0	0	0	0	0	1	0	1	0	1
3/30	Georgia	*	4	1	1	1	1	0	0	0	0	0	0	0
3/31	Georgia	*	2	2	1	0	0	0	0	1	0	0	0	0
4/2	at Louisville	*	4	0	0	0	0	0	0	0	0	0	0	2
4/5	at LSU	*	3	1	1	0	0	0	0	0	0	0	0	0
4/6	at LSU	*	2	0	0	0	0	0	0	0	0	0	0	0
4/7	at LSU	*	4	1	1	0	0	0	0	0	0	0	0	0
4/9	Austin Peay	*	2	1	1	1	0	0	0	2	0	0	0	0
4/12	Tennessee	*	3	1	1	0	0	0	0	1	0	0	0	1
4/13	Tennessee	*	4	2	0	0	0	0	0	1	0	0	0	0
4/14	Tennessee	*	4	0	1	0	0	0	0	0	0	0	0	0
4/16	Louisville	*	2	0	0	1	0	0	0	2	0	0	0	2

REIDA'S CAREER STATS

Year	GP-GS	Avg.	AB	R	H	2B	3B	HR	RBI	Slug.	BB	SO	OBP	SB-A
2011	40-27	.218	78	13	17	2	0	0	6	.244	12	26	.344	1-3
2012	63-63	.239	213	31	51	8	1	2	22	.315	15	46	.297	4-5
2013	36-36	.231	117	22	27	4	0	0	15	.265	20	19	.353	3-6
Totals	139-126	.233	408	66	95	14	1	2	43	.287	47	91	.323	8-14

STARTS BY POSITION

3B	SS	2B
2013 - 0	2012 - 63 2013 - 36	2011 - 27
	DH	
	2013 - 0	

REIDA'S CAREER SEC STATS

Year	GP-GS	Avg.	AB	R	H	2B	3B	HR	RBI	Slug.	BB	SO	OBP	SB-A
2011	18-14	.225	40	7	9	0	0	0	1	.225	4	14	.311	0-1
2012	30-30	.212	99	11	21	3	0	0	4	.242	7	28	.264	1-2
2013	15-15	.184	49	10	9	2	0	0	3	.224	7	5	.286	0-2
Totals	65-59	.207	188	28	39	5	0	0	8	.234	18	47	.280	1-5

REIDA'S CAREER MISCELLANEOUS STATS

Year	SAC	SF	HBP	OBP	SLG	2-out H	2-out RBI	PO	A	E	FLD
2011	5	0	3	.344	.244	7	2	48	69	10	.921
2012	10	1	3	.297	.315	23	12	101	195	13	.958
2013	5	0	2	.353	.265	8	8	43	105	8	.949
Totals	20	1	8	.323	.287	38	22	192	369	31	.948

REIDA'S SPLITS

Year	GP-GS	Avg.	AB	R	H	2B	3B	HR	RBI	Slug.	BB	SO	OBP	SB-A
Home	23-23	.243	70	14	17	3	0	0	8	.286	16	14	.398	2-4
Away	9-9	.156	32	6	5	1	0	0	3	.188	3	2	.229	0-1
Neutral	4-4	.333	15	2	5	0	0	0	4	.333	1	3	.375	1-1
Wins	24-24	.267	75	17	20	3	0	0	11	.307	16	15	.409	3-5
Losses	12-12	.167	42	5	7	1	0	0	4	.190	4	4	.239	0-1
Feb.	8-8	.310	29	6	9	2	0	0	7	.379	5	3	.412	1-1
March	19-19	.217	60	10	13	2	0	0	6	.250	9	11	.338	2-5

STARTS BY BATTING ORDER

No. 1:	0
No. 2:	0
No. 3:	0
No. 4:	0
No. 5:	0
No. 6:	0
No. 7:	1
No. 8:	25
No. 9:	10



lucas WITT

OF • 6-1 • 190 • Jr. • Lexington, Ky. (Lexington Christian)

7

• 37th round selection in 2010 MLB Draft (Dodgers)

Highly athletic former star quarterback in Lexington is an anchor in leftfield defensively and as a great top-of-the-order profile hitter ... Had the best game of his career at Coastal Carolina, making two jaw-dropping catches and driving in the game-winning runs in the eighth inning ... Was named the No. 2 play of the day after his two catches at Coastal on SportsCenter.

SUPERLATIVES 2013 CAR

Multi-Hit Games	4	11
Multi-RBI Games	2	3
Two-Strike Hits	3	
HITTING STREAK	-	
REACH SAFE STREAK	2	

CAREER HIGHS

Hits	3 vs. EMU (2/18/12)
RBI	3 at Coastal Carolina (2/24/13)
Runs	2, 5x, last vs. Murray State (2/26/13)
Walks	2 vs. TTU (3/29/11)
Steals	2, 2x, last vs. Akron (3/2/13)

GAME-BY-GAME STATS

Date	Opponent	GS	AB	R	H	RBI	2B	3B	HR	BB	SB	CS	HBP	K
2/15	vs. UNC Asheville	*	5	0	2	1	0	0	0	0	0	0	0	0
2/17	vs. Niagara	*	3	2	0	0	0	0	0	0	0	0	0	1
2/18	at USC Upstate	*	6	1	2	2	0	0	0	0	0	1	0	2
2/21	vs. Kansas State	*	3	0	0	1	0	0	0	0	0	0	0	1
2/22	vs. Elon	*	1	1	0	1	0	0	0	1	0	0	0	0
2/24	at Coastal Carolina	*	5	2	1	3	1	0	0	0	0	0	0	2
2/26	Murray State	*	3	2	1	1	0	0	0	1	0	0	1	1
2/27	Eastern Kentucky	*	3	0	0	0	0	0	0	1	0	0	0	0
3/1	Akron	*	4	1	1	1	0	0	0	0	1	0	0	0
3/2	Akron	*	3	1	2	0	0	0	0	0	2	0	0	0
3/6	Xavier	*	2	1	0	0	0	0	0	1	1	0	1	0
3/8	Michigan State	*	4	0	2	0	0	0	0	0	0	0	0	0
3/9	Michigan State	*	2	0	0	0	0	0	0	0	0	0	0	1
3/10	Michigan State	*	3	0	0	0	0	0	0	0	0	0	0	0
3/15	at Florida	*	2	0	0	0	0	0	0	0	0	0	0	0
3/16	at Florida	*	0	1	0	0	0	0	0	1	0	0	0	0
3/17	at Florida	*	0	0	0	0	0	0	0	0	0	0	0	0
3/19	Western Ky.	*	2	0	0	0	0	0	0	1	0	0	0	0
3/23	Miss. State		0	0	0	0	0	0	0	0	0	0	0	0
3/29	Georgia		1	0	0	0	0	0	0	0	0	0	0	1
3/31	Georgia		0	0	0	0	0	0	0	0	0	0	0	0
4/2	at Louisville		0	0	0	0	0	0	0	0	0	0	0	0
4/6	at LSU		1	0	0	0	0	0	0	0	0	0	0	0
4/7	at LSU	*	4	0	1	0	0	0	0	0	0	0	0	0
4/13	Tennessee		0	0	0	0	0	0	0	0	0	0	0	0
4/16	Louisville	*	4	0	0	0	0	0	0	1	0	0	0	2

WITT'S CAREER STATS

Year	GP-GS	Avg.	AB	R	H	2B	3B	HR	RBI	Slug.	BB	SO	OBP	SB-A
2011	30-24	.253	75	10	19	4	0	0	7	.307	12	14	.387	3-3
2012	27-17	.319	69	14	22	1	0	0	9	.333	4	8	.385	5-8
2013	26-18	.197	61	12	12	1	0	0	10	.213	8	11	.297	5-6
Totals	83-59	.259	205	36	53	6	0	0	26	.288	24	33	.359	13-17

WITT'S CAREER SEC STATS

Year	GP-GS	Avg.	AB	R	H	2B	3B	HR	RBI	Slug.	BB	SO	OBP	SB-A
2011	21-17	.250	56	8	14	3	0	0	4	.304	7	11	.382	2-2
2012	7-3	.267	15	4	4	0	0	0	0	.267	0	2	.313	1-1
2013	9-2	.125	8	1	1	0	0	0	0	.125	1	1	.222	0-0
Totals	37-22	.241	79	13	19	3	0	0	4	.278	8	14	.355	3-3

WITT'S CAREER MISCELLANEOUS STATS

Year	SAC	SF	HBP	OBP	SLG	2-out H	2-out RBI	PO	A	E	FLD
2011	1	1	5	.387	.307	5	2	74	4	2	.975
2012	0	1	4	.385	.333	7	5	15	1	0	1.000
2013	1	3	2	.297	.213	5	3	45	2	1	.979
Totals	2	5	11	.359	.288	18	10	134	7	3	.979

WITT'S SPLITS

Year	GP-GS	Avg.	AB	R	H	2B	3B	HR	RBI	Slug.	BB	SO	OBP	SB-A
Home	14-10	.194	31	5	6	0	0	0	2	.194	5	5	.333	4-4
Away	8-4	.222	18	4	4	1	0	0	5	.278	1	4	.263	0-1
Neutral	4-4	.167	12	3	2	0	0	0	3	.167	2	2	.250	1-1
Wins	18-12	.256	43	12	11	1	0	0	9	.279	6	7	.358	5-6
Losses	8-6	.056	18	0	1	0	0	0	1	.056	2	4	.143	0-0
Feb.	8-8	.207	29	8	6	1	0	0	9	.241	4	7	.306	1-2
March	13-8	.217	23	4	5	0	0	0	1	.217	3	2	.321	4-4

STARTS BY POSITION

LF	CF	RF
2012 - 17	2011 - 15	2012 - 0
2013 - 18	2012 - 0	2013 - 0
	DH	
	2012 - 0	
	2013 - 0	

STARTS BY BATTING ORDER

No. 1:	0
No. 2:	4
No. 3:	0
No. 4:	0
No. 5:	0
No. 6:	1
No. 7:	10
No. 8:	0
No. 9:	3



max KUHN

9

INF • 5-11 • 195 • So. • Zionsville, Ind. (Zionsville)

• 24th round draft pick in 2011 (Athletics)

Is becoming one of the top hitters in the SEC ... Has a patient, disciplined approach at the plate and has hit No. 3, No. 4 or No. 5 in each game this year ... Has drawn a team-high in walks, including a three-walk game at USC Upstate ... Ripped two doubles in a win over Xavier ... Had a career-high three hit game vs. Kansas State ... Has reached base safely in the first 19 games this year ... In a 1-1- game in the bottom of the eighth inning, drilled first career homer to leadoff the frame, giving UK a 2-1 win ... Lofted team-leading double vs. WKU on March 19 ... Drove in the walk-off run in a Friday-night win over Georgia, drawing a four-pitch, two-out walk with the bases loaded in the bottom of the 10th ... Hit a game-tying homer to snap an 0-for-18 stretch at No. 9 Louisville, a laser over the deep left-centerfield fence to even up the game at 3-3 in the top of the sixth.

SUPERLATIVES	2013	CAR
Multi-Hit Games	9	9
Multi-RBI Games	4	4
Two-Strike Hits	11	
CURRENT HIT STREAK	3	
REACH SAFE STREAK	6	

CAREER HIGHS

Hits	3 vs. Kansas State (2/21/13)
RBI	3 vs. Akron (3/1/13)
Runs	2, 3x, last vs. Akron (3/1/13)
Walks	3 vs. USC Upstate (2/18/13)
Steals	2 vs. Murray State (2/26/13)

STARTS BY POSITION

3B	SS	1B
2012 - 0	2012 - 0	2012 - 0
2013 - 23	2013 - 0	2013 - 11
	DH	
	2012 - 0	
	2013 - 2	

STARTS BY BATTING ORDER

No. 1:	0
No. 2:	1
No. 3:	3
No. 4:	13
No. 5:	17
No. 6:	2
No. 7:	0
No. 8:	0
No. 9:	0

GAME-BY-GAME STATS

Date	Opponent	GS	AB	R	H	RBI	2B	3B	HR	BB	SB	CS	HBP	K
2/15	vs. UNC Asheville	*	5	0	1	2	0	0	0	0	0	0	0	0
2/17	vs. Niagara	*	3	2	1	1	0	1	0	2	0	0	1	0
2/18	at USC Upstate	*	3	2	1	2	1	0	0	3	0	0	0	0
2/21	vs. Kansas State	*	4	1	3	0	0	0	0	0	0	0	0	1
2/22	vs. Elon	*	4	1	1	1	1	0	0	0	0	0	0	1
2/24	at Coastal Carolina	*	5	0	1	1	0	0	0	0	1	1	0	1
2/26	Murray State	*	3	1	2	1	0	0	0	2	2	0	0	1
2/27	Eastern Kentucky	*	2	1	1	1	0	0	0	2	0	0	0	1
3/1	Akron	*	3	2	2	3	0	0	0	2	1	0	0	0
3/2	Akron	*	4	0	0	0	0	0	0	1	0	0	0	0
3/3	Akron	*	2	1	0	0	0	0	0	2	1	0	0	0
3/6	Xavier	*	4	0	2	2	2	0	0	0	0	0	0	1
3/8	Michigan State	*	3	1	2	1	0	0	1	1	0	0	0	0
3/9	Michigan State	*	4	0	1	0	0	0	0	0	0	0	0	2
3/10	Michigan State	*	5	0	1	1	1	0	0	0	0	0	0	1
3/12	Ohio	*	5	0	1	1	1	0	0	0	0	0	0	1
3/15	at Florida	*	3	0	0	0	0	0	0	1	0	0	0	1
3/16	at Florida	*	4	1	1	0	0	0	0	1	0	0	0	0
3/17	at Florida	*	5	0	0	0	0	0	0	0	0	0	0	1
3/19	Western Ky.	*	5	1	2	0	1	0	0	0	0	0	0	1
3/22	Miss. State	*	4	2	2	1	0	0	0	1	0	0	0	0
3/23	Miss. State	*	3	0	2	1	1	0	0	1	0	0	0	0
3/23	Miss. State	*	3	0	1	1	0	0	0	1	0	0	0	1
3/27	Marshall	*	2	1	0	0	0	0	0	2	0	0	0	0
3/29	Georgia	*	4	0	0	1	0	0	0	1	0	0	0	2
3/30	Georgia	*	4	0	0	0	0	0	0	1	0	0	0	0
3/31	Georgia	*	4	0	0	0	0	0	0	0	0	0	0	2
4/2	at Louisville	*	4	1	1	1	0	0	1	0	0	0	0	0
4/5	at LSU	*	2	0	1	0	0	0	0	1	0	0	0	1
4/6	at LSU	*	3	0	0	1	0	0	0	0	0	0	0	1
4/7	at LSU	*	4	0	1	1	0	0	0	0	0	0	0	0
4/9	Austin Peay	*	3	0	1	0	0	0	0	1	0	1	0	1
4/12	Tennessee	*	4	0	0	0	0	0	0	1	0	0	0	1
4/13	Tennessee	*	5	1	2	1	0	0	1	0	0	0	0	1
4/14	Tennessee	*	3	0	1	0	0	0	0	1	1	0	0	0
4/16	Louisville	*	4	1	1	0	0	0	0	1	0	0	0	1

KUHN'S CAREER STATS

Year	GP-GS	Avg.	AB	R	H	2B	3B	HR	RBI	Slug.	BB	SO	OBP	SB-A
2012	5-0	.333	3	1	1	0	0	0	3	.333	1	0	.400	0-0
2013	36-36	.267	131	21	35	7	1	3	24	.405	29	22	.402	6-8
Totals	41-36	.269	134	22	36	7	1	3	27	.403	30	22	.402	6-8

KUHN'S CAREER SEC STATS


Year	GP-GS	Avg.	AB	R	H	2B	3B	HR	RBI	Slug.	BB	SO	OBP	SB-A
2012	0-0	.000	0	0	0	0	0	0	0	.000	0	0	.000	0-0
2013	15-15	.200	55	4	11	1	0	1	7	.273	10	9	.318	1-1
Totals	15-15	.200	55	4	11	1	0	1	7	.273	10	9	.318	1-1

KUHN'S CAREER MISCELLANEOUS STATS

Year	SAC	SF	HBP	OBP	SLG	2-out H	2-out RBI	PO	A	E	FLD
2012	0	1	0	.400	.333	0	0	0	2	0	1.000
2013	1	2	2	.402	.405	13	10	130	40	6	.966
Totals	1	3	2	.402	.403	13	10	130	42	6	.966

KUHN'S SPLITS

Year	GP-GS	Avg.	AB	R	H	2B	3B	HR	RBI	Slug.	BB	SO	OBP	SB-A
Home	23-23	.284	81	13	23	5	0	2	14	.420	21	15	.433	5-6
Away	9-9	.182	33	4	6	1	0	1	6	.303	6	5	.300	1-2
Neutral	5-5	.400	20	4	8	1	0	0	1	.450	2	5	.455	0-0
Wins	24-24	.244	86	15	21	6	1	2	20	.407	23	13	.411	5-7
Losses	12-12	.311	45	6	14	1	0	1	4	.400	6	9	.385	1-1
Feb.	8-8	.367	30	8	11	2	1	0	9	.500	9	5	.525	3-4
March	19-19	.232	69	10	16	5	0	1	11	.348	15	11	.338	2-2



J.T. RIDDLE

10

INF • 6-3 • 185 • Jr. • Frankfort, Ky. (Western Hills)

• 35th round selection in the 2010 MLB Draft (Red Sox)

One of the top players in college baseball, has staggering defensive ability at second base ... Has great arm strength, tremendous creativity and athleticism in the field ... Has improved strength and bat speed and is a veteran, polished hitter in the middle of the order ... Was named SEC Player of the Week the opening week after reaching base safely in 11 of 14 plate appearances, including a school-record 6-for-6 game vs. Niagara ... Ripped a RBI double in the series rubber match vs. Michigan State on Sunday ... Had a pair of clutch RBI in a series-evening win at Florida ... Had a 4-for-5 game vs. Georgia in a loss, with his double in the ninth missing the game-tying homer by about a foot to the left, bouncing off the monster in rightfield ... On Sunday vs. Georgia, made his first error of 2013 and his first since May 11, 2012 vs. Alabama, a span of 358.2 consecutive errorless innings played.

SUPERLATIVES	2013	CAR
Multi-Hit Games	10	36
Multi-RBI Games	4	19
Two-Strike Hits	13	
CURRENT HIT STREAK	-	
REACH SAFE STREAK	6	

CAREER HIGHS

Hits	6 vs. Niagara (2/17/13)
RBI	3, 6x, last vs. Niagara (2/17/13)
Runs	4 at Georgia (4/1/12)
Walks	2, 8x, last vs. Marshall (3/27/13)
Steals	1, 15x, last at LSU (4/5/13)

STARTS BY POSITION

3B	SS	2B
2012 - 0	2012 - 0	2011 - 14
2013 - 0	2013 - 0	2012 - 63
	RF	2013 - 36
	2011 - 34	
	2012 - 0	

STARTS BY BATTING ORDER

No. 1:	0
No. 2:	3
No. 3:	0
No. 4:	15
No. 5:	16
No. 6:	2
No. 7:	0
No. 8:	0
No. 9:	0

GAME-BY-GAME STATS

Date	Opponent	GS	AB	R	H	RBI	2B	3B	HR	BB	SB	CS	HBP	K
2/15	vs. UNC Asheville	*	5	2	3	1	2	0	0	0	0	0	0	0
2/17	vs. Niagara	*	6	3	6	3	1	1	0	0	0	0	0	0
2/18	at USC Upstate	*	3	2	2	2	0	0	1	1	0	0	2	0
2/21	vs. Kansas State	*	4	1	1	0	0	0	1	0	0	0	0	0
2/22	vs. Elon	*	4	0	1	0	0	0	0	0	1	0	0	0
2/24	at Coastal Carolina	*	5	1	2	1	0	0	0	0	1	0	0	1
2/26	Murray State	*	4	1	1	1	0	0	0	0	0	0	1	0
2/27	Eastern Kentucky	*	3	2	2	0	0	0	1	0	0	0	0	0
3/1	Akron	*	4	2	2	2	0	0	0	2	1	0	0	0
3/2	Akron	*	5	0	1	1	0	0	0	0	0	0	0	0
3/3	Akron	*	4	0	0	0	0	0	0	0	0	0	0	1
3/6	Xavier	*	3	0	1	1	0	0	0	0	0	0	0	0
3/8	Michigan State	*	4	0	2	0	0	0	0	0	0	0	0	0
3/9	Michigan State	*	4	0	0	0	0	0	0	0	0	0	0	0
3/10	Michigan State	*	3	1	1	1	1	0	0	2	0	0	0	0
3/15	at Florida	*	3	0	0	0	0	0	0	0	0	0	1	0
3/16	at Florida	*	5	0	1	2	0	0	0	0	0	0	0	0
3/17	at Florida	*	5	1	2	0	0	0	0	0	0	0	0	0
3/19	Western Ky.	*	4	1	2	0	1	0	0	1	1	0	0	0
3/22	Miss. State	*	2	0	0	0	0	0	1	0	0	0	0	1
3/23	Miss. State	*	3	0	1	0	0	0	0	0	0	1	1	0
3/23	Miss. State	*	2	0	0	1	0	0	0	2	0	0	0	0
3/27	Marshall	*	2	0	0	0	0	0	0	2	0	0	0	0
3/29	Georgia	*	4	0	1	0	0	0	0	0	0	0	0	0
3/30	Georgia	*	5	1	4	0	1	0	0	0	0	0	0	0
3/31	Georgia	*	3	0	0	0	0	0	1	0	0	0	0	1
4/2	at Louisville	*	5	1	1	0	0	0	0	0	0	0	0	0
4/5	at LSU	*	3	0	0	0	0	0	1	1	0	0	0	1
4/6	at LSU	*	4	0	0	0	0	0	0	0	0	0	0	0
4/7	at LSU	*	3	0	0	0	0	0	1	0	0	0	0	0
4/9	Austin Peay	*	3	1	1	0	0	0	1	0	0	0	0	0
4/12	Tennessee	*	3	1	1	0	1	0	0	1	0	0	0	1
4/13	Tennessee	*	3	0	0	1	0	0	0	1	0	0	0	0
4/14	Tennessee	*	4	0	1	0	0	0	0	0	0	0	0	0
4/16	Louisville	*	2	0	0	0	0	0	0	2	0	0	0	1

RIDDLE'S CAREER STATS

Year	GP-GS	Avg.	AB	R	H	2B	3B	HR	RBI	Slug.	BB	SO	OBP	SB-A
2011	50-43	.288	163	24	47	9	0	3	25	.399	16	32	.360	7-8
2012	63-63	.279	226	44	63	12	1	5	38	.407	16	26	.347	3-4
2013	36-36	.308	133	21	41	7	1	1	18	.398	21	7	.416	5-7
Totals	149-142	.289	522	89	151	28	2	9	81	.402	53	65	.370	15-19

RIDDLE'S CAREER SEC STATS

Year	GP-GS	Avg.	AB	R	H	2B	3B	HR	RBI	Slug.	BB	SO	OBP	SB-A
2011	30-25	.240	100	11	24	3	0	3	12	.360	7	22	.303	2-3
2012	30-30	.260	104	13	27	6	1	2	17	.394	6	15	.328	0-1
2013	15-15	.212	52	3	11	2	0	0	4	.250	8	4	.333	1-2
Totals	75-70	.242	256	27	62	11	1	5	33	.352	21	41	.319	3-6

RIDDLE'S CAREER MISCELLANEOUS STATS

Year	SAC	SF	HBP	OBP	SLG	2-out H	2-out RBI	PO	A	E	FLD
2011	5	3	4	.360	.399	12	10	80	40	4	.968
2012	8	6	11	.347	.407	19	12	129	171	8	.974
2013	1	2	5	.416	.398	11	8	76	105	2	.990
Totals	13	11	20	.370	.402	42	30	285	326	13	.978

RIDDLE'S SPLITS

Year	GP-GS	Avg.	AB	R	H	2B	3B	HR	RBI	Slug.	BB	SO	OBP	SB-A
Home	23-23	.282	78	10	22	4	0	0	9	.333	17	5	.414	2-4
Away	9-9	.222	36	5	8	0	0	1	5	.306	3	2	.333	2-2
Neutral	4-4	.579	19	6	11	3	1	0	4	.842	1	0	.600	1-1
Wins	24-24	.359	92	18	33	5	1	1	17	.467	13	4	.455	3-5
Losses	12-12	.195	41	3	8	2	0	0	1	.244	8	3	.333	2-2
Feb.	8-8	.529	34	12	18	3	1	1	8	.765	3	1	.600	2-2
March	19-19	.275	69	6	19	3	0	0	9	.319	11	3	.386	2-4



zack STORM

16

IF • 6-0 • 200 • Fr. • London, Ky. (North Laurel)

Physical and athletic freshman infielder has emerged as a lineup option as a right-handed hitter midway through the year ... Has seen time at third base, also practicing at each infield position ... Had his first career hits in a 2-for-4 game with an RBI vs. Austin Peay, his first career start.

SUPERLATIVES 2013

Multi-Hit Games	1
Multi-RBI Games	0
Two-Strike Hits	1
CURRENT HIT STREAK	-
REACH SAFE STREAK	1

CAREER HIGHS

Hits	2 vs. Austin Peay (4/9/13)
RBI	1 vs. Austin Peay (4/9/13)
Runs	1, 2x, last vs. UT (4/13/13)
Walks	2 vs. UT (4/13/13)
Steals	1 vs. UGA (3/31/13)

GAME-BY-GAME STATS

Date	Opponent	GS	AB	R	H	RBI	2B	3B	HR	BB	SB	CS	HBP	K
3/1	Akron		1	0	0	0	0	0	0	0	0	0	0	0
3/31	Georgia		0	0	0	0	0	0	0	0	1	0	1	0
4/5	at LSU		1	0	0	0	0	0	0	0	0	0	0	0
4/6	at LSU		1	0	0	0	0	0	0	0	0	0	0	0
4/9	Austin Peay	*	4	1	2	1	0	0	0	0	0	0	0	0
4/12	Tennessee		1	0	0	0	0	0	0	0	0	0	0	1
4/13	Tennessee	*	1	1	0	0	0	0	0	2	0	0	1	1
4/16	Louisville		0	0	0	0	0	0	0	0	0	0	0	0

STARTS BY POSITION

3B	SS	2B
2013 - 0	2013 - 0	2013 - 0
	DH	
	2013 - 2	

STARTS BY BATTING ORDER

No. 1:	0
No. 2:	0
No. 3:	0
No. 4:	0
No. 5:	0
No. 6:	0
No. 7:	0
No. 8:	0
No. 9:	2

STORM'S CAREER STATS

Year	GP-GS	Avg.	AB	R	H	2B	3B	HR	RBI	Slug.	BB	SO	OBP	SB-A
2013	8-2	.222	9	2	2	0	0	0	1	.222	2	2	.462	1-1

STORM'S CAREER SEC STATS


Year	GP-GS	Avg.	AB	R	H	2B	3B	HR	RBI	Slug.	BB	SO	OBP	SB-A
2013	5-1	.000	4	1	0	0	0	0	0	.000	2	2	.500	1-1

STORM'S CAREER MISCELLANEOUS STATS

Year	SAC	SF	HBP	OBP	SLG	2-out H	2-out RBI	PO	A	E	FLD
2013	0	0	2	.462	.222	2	1	2	1	0	1.000

STORM'S SPLITS

Year	GP-GS	Avg.	AB	R	H	2B	3B	HR	RBI	Slug.	BB	SO	OBP	SB-A
Home	6-2	.286	7	2	2	0	0	0	1	.286	2	2	.545	1-1
Away	2-0	.000	2	0	0	0	0	0	0	.000	0	0	.000	0-0
Neutral	1-0	.000	0	0	0	0	0	0	0	.000	0	0	.000	0-0
Wins	4-1	.333	6	1	2	0	0	0	1	.333	0	1	.429	1-1
Losses	4-1	.000	3	1	0	0	0	0	0	.000	2	1	.500	0-0
Feb.	0-0	.000	0	0	0	0	0	0	0	.000	0	0	.000	0-0
March	2-0	.000	1	0	0	0	0	0	0	.000	0	0	.500	0-0



austin COUSINO

19

CF • 5-10 • 180 • Fr. • Dublin, Ohio (Dublin Coffman)

The preseason SEC Player of the Year by Baseball America is a force at the top of the lineup and as the best defensive outfielder in college baseball ... Has great range and instincts in centerfield ... Led UK with eight outfield assists as a freshman, when he won SEC Freshman of the Year ... Led the USA Collegiate National Team in hitting during the summer ... First homer of the year came as a grand slam vs. Niagara on Feb. 17 ... Belted a first-inning homer in the series opener vs. Michigan State, his first, first-inning leadoff homer since a homer vs. Cincinnati in 2011 on his 19th birthday ... Made a gorgeous catch on Friday night vs. Michigan State, ranging far to his left to make a fully-extended grab while tumbling face first into the wall ... Had a monster game and weekend in leading UK to its first series win at Florida since 1999 ... Hit 7-for-13 during the series ... In the series-evening win at UF, went 3-for-5 with a career-high four RBI, a double, homer and stolen base ... Collected walk-off single in the bottom of the ninth inning in UK's rubber-match win over No. 14 Mississippi State, a single smacked off the first base bag with 1 out and the bases loaded ... Finished a homer shy of hitting for the cycle in a Sunday win over Georgia, with his leadoff triple in the first the first leadoff triple in the first inning for UK since Antone DeJesus in 2007 at Furman ... Smacked a double off the 30-foot wall in rightfield to score the eventual game-winning run.

SUPERLATIVES 2013 CAR

Multi-Hit Games	10	38
Multi-RBI Games	4	16
Two-Strike Hits	12	
CURRENT HIT STREAK	-	
REACH SAFE STREAK	4	

CAREER HIGHS

Hits	4 vs. UIC (3/4/12)
RBI	4, 2x, last at UF (3/16/13)
Runs	4 vs. Akron (3/1/13)
Walks	2, 5x, last vs. UL (4/2/13)
Steals	2 vs. 3x, last vs. UNC Asheville (2/15/13)

STARTS BY POSITION

LF	CF	RF
2012 - 0	2012 - 62	2012 - 0
2013 - 0	2013 - 36	2013 - 0
	DH	
	2012 - 0	
	2013 - 0	

STARTS BY BATTING ORDER

No. 1:	31
No. 3:	5

GAME-BY-GAME STATS

Date	Opponent	GS	AB	R	H	RBI	2B	3B	HR	BB	SB	CS	HBP	K
2/15	vs. UNC Asheville	*	4	2	2	0	0	0	0	2	2	0	0	0
2/17	vs. Niagara	*	3	1	1	4	0	0	1	1	1	0	0	0
2/18	at USC Upstate	*	6	2	2	0	0	0	0	0	1	0	0	2
2/21	vs. Kansas State	*	4	1	0	0	0	0	0	0	0	0	1	1
2/22	vs. Elon	*	4	1	2	0	2	0	0	0	1	0	0	2
2/24	at Coastal Carolina	*	4	2	1	0	0	0	1	0	0	0	0	1
2/26	Murray State	*	5	2	1	1	1	0	0	0	0	0	1	3
2/27	Eastern Kentucky	*	3	0	0	1	0	0	0	0	0	0	0	2
3/1	Akron	*	3	4	3	1	0	0	0	2	0	0	0	0
3/2	Akron	*	4	1	1	0	0	0	0	0	0	0	0	0
3/3	Akron	*	4	2	1	3	0	0	1	1	0	0	0	0
3/6	Xavier	*	5	0	1	0	0	0	0	0	0	0	0	1
3/8	Michigan State	*	4	1	2	1	0	0	1	0	0	0	0	0
3/9	Michigan State	*	4	0	0	0	0	0	0	0	0	0	0	0
3/10	Michigan State	*	2	0	0	0	0	0	0	0	0	0	1	0
3/12	Ohio	*	4	0	1	0	0	0	0	0	0	0	1	1
3/15	at Florida	*	3	1	2	0	0	0	0	0	1	0	1	0
3/16	at Florida	*	5	2	3	4	1	0	1	0	1	0	1	0
3/17	at Florida	*	5	0	2	0	0	0	0	0	1	0	0	1
3/19	Western Ky.	*	5	0	0	0	0	0	0	0	0	0	0	1
3/22	Miss. State	*	5	0	1	0	0	0	0	0	0	0	0	1
3/23	Miss. State	*	4	0	0	0	0	0	0	0	0	0	0	2
3/23	Miss. State	*	4	1	1	0	1	0	0	1	0	0	0	1
3/27	Marshall	*	4	1	1	0	1	0	0	1	0	0	0	1
3/29	Georgia	*	3	1	2	2	1	0	0	2	0	0	0	1
3/30	Georgia	*	3	1	1	1	1	0	0	2	0	1	0	0
3/31	Georgia	*	4	2	3	1	1	1	0	0	0	0	0	0
4/2	at Louisville	*	2	0	0	0	0	0	0	2	0	0	1	0
4/5	at LSU	*	3	0	1	1	0	0	0	1	1	0	0	1
4/6	at LSU	*	3	1	0	0	0	0	0	1	0	0	0	2
4/7	at LSU	*	5	0	1	0	0	0	0	0	0	0	0	0
4/9	Austin Peay	*	4	0	0	0	0	0	0	0	0	0	0	1
4/12	Tennessee	*	3	0	1	1	1	0	0	1	0	0	1	0
4/13	Tennessee	*	3	1	0	0	0	0	0	0	0	0	2	2
4/14	Tennessee	*	4	0	1	0	0	0	0	0	1	0	0	0
4/16	Louisville	*	3	1	0	0	0	0	0	1	0	0	0	2

COUSINO'S CAREER STATS

Year	GP-GS	Avg.	AB	R	H	2B	3B	HR	RBI	Slug.	BB	SO	OBP	SB-A
2012	62-62	.319	260	61	83	20	2	9	41	.515	26	39	.408	15-16
2013	36-36	.275	138	31	38	9	1	4	22	.442	18	28	.402	10-11
Totals	98-98	.304	398	92	121	29	3	13	63	.490	44	67	.406	25-27

COUSINO'S CAREER SEC STATS


Year	GP-GS	Avg.	AB	R	H	2B	3B	HR	RBI	Slug.	BB	SO	OBP	SB-A
2012	30-30	.302	116	31	35	10	0	6	17	.543	14	23	.417	6-7
2013	15-15	.339	56	10	19	5	1	1	11	.518	7	10	.471	5-6
Totals	45-45	.314	172	41	54	15	1	7	28	.535	21	33	.435	11-13

COUSINO'S CAREER MISCELLANEOUS STATS

Year	SAC	SF	HBP	OBP	SLG	2-out H	2-out RBI	PO	A	E	FLD
2012	4	0	13	.408	.515	18	9	142	8	3	.980
2013	1	1	12	.402	.464	10	5	76	0	2	.974
Totals	5	1	25	.406	.499	28	14	218	8	5	.978

COUSINO'S SPLITS

Year	GP-GS	Avg.	AB	R	H	2B	3B	HR	RBI	Slug.	BB	SO	OBP	SB-A
Home	23-23	.241	87	18	21	6	1	2	13	.402	10	18	.368	1-2
Away	9-9	.333	36	8	12	1	0	1	5	.444	5	7	.455	5-5
Neutral	4-4	.333	15	5	5	2	0	1	4	.667	3	3	.474	4-4
Wins	24-24	.333	93	25	31	8	1	4	20	.570	13	18	.452	7-7
Losses	12-12	.156	45	6	7	1	0	0	2	.178	5	10	.296	3-4
Feb.	8-8	.273	33	11	9	3	0	1	6	.455	4	11	.375	5-5
March	19-19	.333	75	17	25	5	1	3	14	.547	8	9	.438	3-4



zach **ARNOLD**

35

C • 6-2 • 175 • Fr. • Frankfort, Ky. (Franklin County)

• 27th round draft pick in 2012 (Mets)

Talented freshman has great arm strength and is polishing ability behind the plate ... Is developing into a future impact offensive player ... Earned first career start vs. Ohio in midweek action, also collecting first career hit and RBI in the second inning on a line-drive down the rightfield line ... Had his season-high nine game hitting streak snapped at No. 9 Louisville ... Drove in the game-winning run in the 10th inning at Louisville, lofting a sac fly to centerfield to score J.T. Riddle and lift UK to a 5-4 win ... Appeared in his first career SEC game as a pinch hitter at No. 2 LSU.

SUPERLATIVES 2013

Multi-Hit Games 0
Multi-RBI Games 0
Two-Strike Hits 0
CURRENT HIT STREAK -
REACH SAFE STREAK -

CAREER HIGHS

Hits 1 vs. Ohio (3/12/13)
RBI 1 vs. Ohio (3/12/13)
Runs 1 vs. Ohio (3/12/13)
Walks -
Steals -

STARTS BY POSITION

RF	C	1B
2013 - 0	2013 - 1	2013 - 0
	DH	
	2013 - 0	

STARTS BY BATTING ORDER

No. 1: 0
No. 2: 0
No. 3: 0
No. 4: 0
No. 5: 0
No. 6: 0
No. 7: 0
No. 8: 0
No. 9: 1

GAME-BY-GAME STATS

Date	Opponent	GS	AB	R	H	RBI	2B	3B	HR	BB	SB	CS	HBP	K
2/17	vs. Niagara		0	0	0	0	0	0	0	0	0	0	0	0
3/1	Akron		1	0	0	0	0	0	0	0	0	0	0	0
3/3	Akron		1	0	0	0	0	0	0	0	0	0	0	0
3/12	Ohio	*	2	1	1	1	0	0	0	0	0	0	0	0
4/5	at LSU		1	0	0	0	0	0	0	0	0	0	0	0
4/16	Louisville		1	0	0	0	0	0	0	0	0	0	0	0

ARNOLD'S CAREER STATS

Year	GP-GS	Avg.	AB	R	H	2B	3B	HR	RBI	Slug.	BB	SO	OBP	SB-A
2013	6-1	.167	6	1	1	0	0	0	1	.167	0	0	.167	0-0

ARNOLD'S CAREER SEC STATS


Year	GP-GS	Avg.	AB	R	H	2B	3B	HR	RBI	Slug.	BB	SO	OBP	SB-A
2013	1-0	.000	1	0	0	0	0	0	0	.000	0	0	.000	0-0

ARNOLD'S CAREER MISCELLANEOUS STATS

Year	SAC	SF	HBP	OBP	SLG	2-out H	2-out RBI	PO	A	E	FLD
2013	1	0	0	.167	.167	0	0	14	2	0	1.000

ARNOLD'S SPLITS

Year	GP-GS	Avg.	AB	R	H	2B	3B	HR	RBI	Slug.	BB	SO	OBP	SB-A
Home	4-1	.200	5	1	1	0	0	0	1	.200	0	0	.200	0-0
Away	1-0	.000	1	0	0	0	0	0	0	.000	0	0	.000	0-0
Neutral	1-0	.000	0	0	0	0	0	0	0	.000	0	0	.000	0-0
Wins	4-1	.250	4	1	1	0	0	0	1	.250	0	0	.250	0-0
Losses	2-0	.000	2	0	0	0	0	0	0	.000	0	0	.000	0-0
Feb.	1-0	.000	0	0	0	0	0	0	0	.000	0	0	.000	0-0
March	3-1	.250	4	1	1	0	0	0	1	.250	0	0	.250	0-0



kyle BARRETT

37

OF • 5-11 • 175 • Fr. • Douglasville, Ga. (Chapel Hill)

Dynamic outfield talent has forced his way into the starting lineup ... Has an advanced ability to drive the ball the opposite way and may be the fastest player in the SEC ... Has shown a patient approach in his first collegiate season with great baserunning ability and a knack for scoring runs ... Had a 2-for-4 game at No. 2 LSU in the series finale, also getting robbed of a single up the middle after it bounced off the pitcher and rolled right to first base ... Has moved to the No. 1 spot in the order on April 9 vs. Austin Peay, collecting nine hits in the five-game span as the leadoff hitter.

SUPERLATIVES 2013

Multi-Hit Games	8
Multi-RBI Games	2
Two-Strike Hits	7
CURRENT HIT STREAK	2
REACH SAFE STREAK	2

CAREER HIGHS

Hits	3, 2x, last vs. UL (4/16/13)
RBI	2, 2x, last vs. UT (4/12/13)
Runs	2, 3x, last vs. UL (4/16/13)
Walks	2 at UF (3/17/13)
Steals	1, 3x, last vs. Marshall (3/27/13)

GAME-BY-GAME STATS

Date	Opponent	GS	AB	R	H	RBI	2B	3B	HR	BB	SB	CS	HBP	K
2/17	vs. Niagara		0	0	0	1	0	0	0	0	0	0	0	0
2/18	at USC Upstate		0	1	0	0	0	0	0	0	0	0	0	0
2/24	at Coastal Carolina		0	1	0	0	0	0	0	0	0	0	0	0
2/27	Eastern Kentucky	*	4	1	1	0	0	0	0	1	0	0	0	1
3/1	Akron		1	0	0	0	0	0	0	0	0	0	0	0
3/2	Akron		0	0	0	0	0	0	0	0	0	0	0	0
3/9	Michigan State		1	0	0	0	0	0	0	0	0	0	0	1
3/10	Michigan State	*	2	1	1	0	1	0	0	1	0	0	0	0
3/12	Ohio	*	4	2	2	0	0	0	0	0	0	0	0	1
3/15	at Florida		1	0	0	0	0	0	0	0	0	0	0	0
3/16	at Florida	*	2	1	0	1	0	0	1	0	0	1	0	0
3/17	at Florida	*	2	2	1	0	0	0	2	0	0	0	0	0
3/19	Western Kentucky	*	4	1	2	1	1	0	0	1	1	0	0	0
3/22	Miss. State	*	3	0	1	0	0	0	0	1	0	0	0	1
3/23	Miss. State	*	3	0	1	0	0	0	0	0	0	0	0	0
3/23	Miss. State	*	3	1	1	1	1	0	0	0	0	0	0	1
3/27	Marshall	*	4	1	1	0	0	0	0	1	1	1	0	0
3/29	Georgia	*	3	0	2	0	0	0	0	0	1	0	0	0
3/30	Georgia	*	4	1	2	0	0	0	1	0	0	0	0	1
3/31	Georgia	*	3	0	1	0	0	0	0	0	1	0	0	1
4/2	at Louisville	*	4	0	0	1	0	0	0	0	0	0	0	3
4/5	at LSU	*	3	0	0	0	0	0	0	0	0	0	0	1
4/6	at LSU	*	2	0	0	0	0	0	0	0	0	0	0	0
4/7	at LSU	*	4	0	2	0	0	0	0	0	1	0	0	1
4/9	Austin Peay	*	5	0	2	2	0	1	0	0	0	0	0	1
4/12	Tennessee	*	5	1	3	2	1	0	0	0	0	0	0	0
4/13	Tennessee	*	5	0	0	1	0	0	0	0	0	0	0	2
4/14	Tennessee	*	4	0	1	0	0	0	0	0	0	0	0	1
4/16	Louisville	*	4	2	3	0	0	0	0	1	0	0	0	0

STARTS BY POSITION

LF	CF	RF
2013 - 2	2013 - 0	2013 - 18
	DH	
	2013 - 2	

STARTS BY BATTING ORDER

No. 1:	5
No. 2:	0
No. 3:	0
No. 4:	0
No. 5:	0
No. 6:	9
No. 7:	6
No. 8:	1
No. 9:	1

BARRETT'S CAREER STATS

Year	GP-GS	Avg.	AB	R	H	2B	3B	HR	RBI	Slug.	BB	SO	OBP	SB-A
2013	29-22	.338	80	16	27	4	1	0	10	.413	8	16	.391	3-7

BARRETT'S CAREER SEC STATS

Year	GP-GS	Avg.	AB	R	H	2B	3B	HR	RBI	Slug.	BB	SO	OBP	SB-A
2013	15-14	.319	47	6	15	2	0	0	5	.362	5	9	.389	0-3

BARRETT'S CAREER MISCELLANEOUS STATS

Year	SAC	SF	HBP	OBP	SLG	2-out H	2-out RBI	PO	A	E	FLD
2013	0	3	1	.391	.413	8	3	37	2	2	.951

BARRETT'S SPLITS

Year	GP-GS	Avg.	AB	R	H	2B	3B	HR	RBI	Slug.	BB	SO	OBP	SB-A
Home	19-16	.387	62	11	24	4	1	0	7	.484	5	11	.426	3-6
Away	9-6	.167	18	5	3	0	0	0	2	.167	3	5	.304	0-1
Neutral	1-0	.000	0	0	0	0	0	0	0	.000	0	0	.000	0-0
Wins	18-13	.356	45	12	16	3	1	0	8	.467	4	8	.396	2-5
Losses	11-9	.314	35	4	11	1	0	0	2	.343	4	8	.385	1-2
Feb.	1-0	.000	0	0	0	0	0	0	0	.000	0	0	.000	0-0
March	16-12	.375	40	10	15	3	0	0	3	.450	7	6	.469	2-5



casey SCHROEDER

39

C • 6-2 • 190 • Fr. • Glandorf, Ohio (Ottawa-Glandorf)

• 21st round draft pick in 2012 (Cardinals)

Switch-hitting catcher is UK's highest drafted freshman ... Is more advanced at the plate than defensively, becoming a better defensive catcher ... Has the athleticism to play the outfield ... Is vital to UK's bullpen development ... Made SEC debut at No. 2 LSU, getting extended defensive innings behind the dish on Sunday.

SUPERLATIVES 2013

Multi-Hit Games	0
Multi-RBI Games	0
Two-Strike Hits	0
CURRENT HIT STREAK	-
REACH SAFE STREAK	1

CAREER HIGHS

Hits	
RBI	
Runs	
Walks	1 at LSU (4/6/13)
Steals	

GAME-BY-GAME STATS

Date	Opponent	GS	AB	R	H	RBI	2B	3B	HR	BB	SB	CS	HBP	K
2/17	vs. Niagara	1	0	0	0	0	0	0	0	0	0	0	0	1
2/26	Murray State	0	0	0	0	0	0	0	0	0	0	0	0	0
3/1	Akron	1	0	0	0	0	0	0	0	0	0	0	0	0
3/3	Akron	1	0	0	0	0	0	0	0	0	0	0	0	1
4/5	at LSU	1	0	0	0	0	0	0	0	0	0	0	0	0
4/6	at LSU	0	0	0	0	0	0	0	0	1	0	0	0	0

STARTS BY POSITION

RF	C	1B
2013 - 0	2013 - 0	2013 - 0
	DH	
	2013 - 0	

STARTS BY BATTING ORDER

No. 1:	0
No. 2:	0
No. 3:	0
No. 4:	0
No. 5:	0
No. 6:	0
No. 7:	0
No. 8:	0
No. 9:	0

SCHROEDER'S CAREER STATS

Year	GP-GS	Avg.	AB	R	H	2B	3B	HR	RBI	Slug.	BB	SO	OBP	SB-A
2013	7-0	.000	5	0	0	0	0	0	0	.000	1	3	.167	0-0

SCHROEDER'S CAREER SEC STATS

Year	GP-GS	Avg.	AB	R	H	2B	3B	HR	RBI	Slug.	BB	SO	OBP	SB-A
2013	2-0	.000	1	0	0	0	0	0	0	.000	1	0	.500	0-0

SCHROEDER'S CAREER MISCELLANEOUS STATS

Year	SAC	SF	HBP	OBP	SLG	2-out H	2-out RBI	PO	A	E	FLD
2013	0	0	0	.167	.000	0	0	4	0	0	1.000

SCHROEDER'S SPLITS

Year	GP-GS	Avg.	AB	R	H	2B	3B	HR	RBI	Slug.	BB	SO	OBP	SB-A
Home	4-0	.000	3	0	0	0	0	0	0	.000	0	2	.000	0-0
Away	2-0	.000	1	0	0	0	0	0	0	.000	1	0	.500	0-0
Neutral	1-0	.000	1	0	0	0	0	0	0	.000	0	1	.000	0-0
Wins	4-0	.000	3	0	0	0	0	0	0	.000	0	2	.000	0-0
Losses	3-0	.000	2	0	0	0	0	0	0	.000	1	1	.333	0-0
Feb.	2-0	.000	1	0	0	0	0	0	0	.000	0	1	.000	0-0
March	2-0	.000	2	0	0	0	0	0	0	.000	0	2	.000	0-0



greg FETTES

40

C • 6-2 • 225 • R-Fr. • Madison Heights, Mich. (Lamphere)

• 43rd round draft pick in 2011 (Tigers)

After redshirting the 2012 season appears to have locked down the No. 2 catching position ... Has great raw power and arm strength ... Can become a force for UK in the lineup and behind the plate ... Has been a midweek starter behind the plate and made one weekend start during the Michigan State series ... Had a great game in a midweek start vs. Marshall, reaching base safely in all four trips, with a pair of walks and a double and single ... Made first career SEC start against a LHP vs. Georgia on Saturday, getting two at bats with the bases loaded, his first two career bases-loaded chances ... Got midweek start vs. No. 8 Louisville, drawing a walk but striking out looking to leave the bases loaded.

SUPERLATIVES 2013

Multi-Hit Games	3
Multi-RBI Games	1
Two-Strike Hits	4
CURRENT HIT STREAK	-
REACH SAFE STREAK	-

CAREER HIGHS

Hits	3 vs. Akron (3/2/13)
RBI	2 vs. Akron (3/2/13)
Runs	2, 2x, last vs. Marshall (3/27/13)
Walks	2 vs. Marshall (3/27/13)

STARTS BY POSITION

3B	C	1B
2013 - 0	2013 - 6	2013 - 0
	DH	
	2013 - 1	

STARTS BY BATTING ORDER

No. 1:	0
No. 2:	0
No. 3:	0
No. 4:	0
No. 5:	0
No. 6:	0
No. 7:	1
No. 8:	1
No. 9:	5

GAME-BY-GAME STATS

Date	Opponent	GS	AB	R	H	RBI	2B	3B	HR	BB	SB	CS	HBP	K
2/17	vs. Niagara		2	0	2	0	1	0	0	0	0	0	0	0
2/26	Murray State	*	2	0	1	1	0	0	0	0	0	0	0	0
3/2	Akron	*	4	2	3	2	1	0	0	0	0	0	0	0
3/9	Michigan State	*	2	0	0	0	0	0	0	0	0	0	0	0
3/12	Ohio		0	0	0	0	0	0	0	0	0	0	0	0
3/19	Western Ky.	*	2	0	0	0	0	0	1	0	0	0	0	1
3/27	Marshall	*	2	2	2	0	1	0	0	2	0	0	0	0
3/30	Georgia	*	2	0	0	0	0	0	0	0	0	0	0	2
4/5	at LSU		0	0	0	0	0	0	0	0	0	0	0	0
4/16	Louisville	*	3	0	0	0	0	0	0	1	0	0	0	2

FETTES' CAREER STATS

Year	GP-GS	Avg.	AB	R	H	2B	3B	HR	RBI	Slug.	BB	SO	OBP	SB-A
2013	10-7	.421	19	4	8	3	0	0	3	.579	4	5	.500	0-0

FETTES' CAREER SEC STATS

Year	GP-GS	Avg.	AB	R	H	2B	3B	HR	RBI	Slug.	BB	SO	OBP	SB-A
2013	2-1	.000	2	0	0	0	0	0	0	.000	0	2	.000	0-0

FETTES' CAREER MISCELLANEOUS STATS

Year	SAC	SF	HBP	OBP	SLG	2-out H	2-out RBI	PO	A	E	FLD
2013	0	1	0	.500	.579	1	1	48	7	0	1.000

FETTES' SPLITS

Year	GP-GS	Avg.	AB	R	H	2B	3B	HR	RBI	Slug.	BB	SO	OBP	SB-A
Home	8-7	.353	17	4	6	2	0	0	3	.471	4	5	.455	0-0
Away	1-0	.000	0	0	0	0	0	0	0	.000	0	0	.000	0-0
Neutral	1-0	1.000	2	0	2	1	0	0	0	1.500	0	0	1.000	0-0
Wins	5-3	.800	10	4	8	3	0	0	3	1.100	2	0	.769	0-0
Losses	5-4	.000	9	0	0	0	0	0	0	.000	2	5	.182	0-0
Feb.	2-1	.750	4	0	3	1	0	0	1	1.000	0	0	.600	0-0
March	6-5	.417	12	4	5	2	0	0	2	.583	3	3	.533	0-0



micheal THOMAS

42

C • 5-11 • 210 • R-Jr. • Elizabethtown, Ky. (Elizabethtown)

Fourth-year walk-on catcher has won the starting job behind the plate ... Has become a dedicated, hard-working impact player for the Wildcats ... Knowledge of the pitching staff, coach Gary Henderson's system and ability to do the little things offensively have shined early in 2013 ... Has two great bunt singles down the third base line in 2013 ... Belted a game-winning, three-run homer in the rubber match at Florida, a no-doubt bomb in the second inning that sailed over the grandstand in Gainesville ... Hit a two-run homer in UK's win over Georgia on Sunday.

SUPERLATIVES 2013 CAR

Multi-Hit Games	4	5
Multi-RBI Games	5	5
Two-Strike Hits	10	
CURRENT HIT STREAK	-	
REACH SAFE STREAK	2	

CAREER HIGHS

Hits	3 vs. Akron (3/3/13)
RBI	3 at Florida (3/17/13)
Runs	3 vs. Marshall (3/7/12)
Walks	2 vs. Marshall (3/7/12)
Steals	1, 4x, last vs. MSU (3/22/13)

GAME-BY-GAME STATS

Date	Opponent	GS	AB	R	H	RBI	2B	3B	HR	BB	SB	CS	HBP	K
2/15	vs. UNC Asheville	*	2	0	0	0	0	0	0	1	0	0	1	1
2/16	vs. Niagara	*	2	2	1	2	0	0	0	0	0	0	0	0
2/18	at USC Upstate	*	4	1	2	0	0	0	0	1	1	0	0	0
2/21	vs. Kansas State	*	3	0	0	0	0	0	0	0	0	0	0	0
2/22	vs. Elon	*	2	0	0	1	0	0	0	0	0	0	0	2
2/24	at Coastal Carolina	*	2	1	1	0	0	0	0	0	0	0	2	1
2/26	Murray State	*	2	1	1	2	0	0	0	0	0	0	0	1
2/27	Eastern Kentucky	*	3	0	1	1	0	0	0	0	0	0	0	0
3/1	Akron	*	2	2	1	1	0	0	0	1	0	0	0	0
3/3	Akron	*	3	2	3	1	0	0	0	0	1	0	0	0
3/6	Xavier	*	3	1	2	0	0	0	0	0	0	0	1	1
3/8	Michigan State	*	2	0	0	0	0	0	0	0	0	0	1	1
3/9	Michigan State	*	1	0	0	0	0	0	0	0	0	0	0	0
3/10	Michigan State	*	2	0	1	0	0	0	0	0	0	0	1	0
3/12	Ohio	*	3	0	0	0	0	0	0	1	1	0	0	0
3/15	at Florida	*	3	0	0	0	0	0	0	0	0	0	0	1
3/16	at Florida	*	3	2	1	1	1	0	0	0	0	0	2	1
3/17	at Florida	*	2	1	1	3	0	0	1	0	0	0	1	1
3/19	Western Ky.	*	0	0	0	1	0	0	0	1	0	0	1	0
3/22	Miss. State	*	4	0	1	1	0	0	0	0	1	0	0	1
3/23	Miss. State	*	3	0	0	0	0	0	0	0	0	0	0	2
3/23	Miss. State	*	4	0	0	0	0	0	0	0	0	0	0	1
3/29	Georgia	*	4	1	1	0	0	0	0	0	0	0	0	1
3/30	Georgia	*	3	0	0	2	0	0	0	0	0	0	1	1
3/31	Georgia	*	2	1	1	2	0	0	1	0	0	0	0	0
4/2	at Louisville	*	2	1	0	0	0	0	0	1	0	0	1	1
4/5	at LSU	*	2	0	1	0	0	0	0	0	0	0	1	0
4/6	at LSU	*	3	0	1	0	0	0	0	0	0	0	0	0
4/7	at LSU	*	3	0	1	0	0	0	0	0	0	0	0	0
4/9	Austin Peay	*	4	1	1	0	0	0	0	0	0	0	0	1
4/12	Tennessee	*	3	1	0	0	0	0	0	0	0	0	0	0
4/13	Tennessee	*	4	2	2	0	1	0	0	0	0	0	1	0
4/14	Tennessee	*	3	0	0	0	0	0	0	1	0	0	0	2

THOMAS' CAREER STATS

Year	GP-GS	Avg.	AB	R	H	2B	3B	HR	RBI	Slug.	BB	SO	OBP	SB-A
2011	7-0	.000	6	0	0	0	0	0	0	.000	1	4	.143	0-0
2012	21-1	.250	20	6	5	3	0	1	4	.550	2	7	.318	0-0
2013	33-30	.273	88	20	24	2	0	2	18	.364	7	20	.402	4-4
Totals	61-31	.254	114	26	29	5	0	3	22	.377	10	31	.376	4-4

STARTS BY POSITION

RF	C	1B
2012 - 0	2012 - 1	2012 - 0
2013 - 0	2013 - 29	2013 - 0
	DH	
	2012 - 0	
	2013 - 1	

THOMAS' CAREER SEC STATS

Year	GP-GS	Avg.	AB	R	H	2B	3B	HR	RBI	Slug.	BB	SO	OBP	SB-A
2011	4-0	.000	4	0	0	0	0	0	0	.000	0	3	.000	0-0
2012	7-0	.000	7	0	0	0	0	0	0	.000	0	2	.000	0-0
2013	15-15	.217	46	8	10	2	0	2	9	.391	1	11	.321	1-1
Totals	26-15	.175	57	8	10	2	0	2	9	.316	1	16	.266	1-1

THOMAS' CAREER MISCELLANEOUS STATS

Year	SAC	SF	HBP	OBP	SLG	2-out H	2-out RBI	PO	A	E	FLD
2011	0	0	0	.143	.000	0	0	2	0	0	1.000
2012	0	0	0	.318	.550	1	0	24	6	0	1.000
2013	6	3	14	.402	.364	3	4	191	21	1	.995
Totals	6	3	14	.376	.376	4	4	217	27	1	.996

STARTS BY BATTING ORDER

No. 1:	0
No. 2:	0
No. 3:	0
No. 4:	0
No. 5:	2
No. 6:	2
No. 7:	5
No. 8:	9
No. 9:	12

THOMAS' SPLITS

Year	GP-GS	Avg.	AB	R	H	2B	3B	HR	RBI	Slug.	BB	SO	OBP	SB-A
Home	20-17	.273	55	12	15	1	0	1	11	.345	4	12	.379	3-3
Away	9-9	.333	24	6	8	1	0	1	4	.500	2	5	.515	1-1
Neutral	2-2	.111	9	2	1	0	0	0	3	.231	1	3	.231	0-0
Wins	22-21	.305	59	18	18	1	0	2	14	.424	5	15	.429	3-3
Losses	11-9	.207	29	2	6	1	0	0	4	.241	2	5	.343	1-1
Feb.	8-7	.300	20	5	6	0	0	0	6	.300	2	5	.407	1-1
March	17-15	.273	44	10	12	1	0	2	12	.432	3	11	.411	3-3



thomas BERNAL

46

INF/C • 6-0 • 210 • R-So. • Paso Robles, Calif. (Paso Robles)

Right-handed hitter was platooning at first base against left-handed pitchers ... Is now out for 2013 indefinitely after suffering a dislocated elbow in a collision on an errant throw vs. Georgia on March 31 ... Drove in the game-winning run with a two-out pinch hit single at USC Upstate in the ninth inning ... Is a tremendous defensive first baseman, giving UK great options in the late innings as a pinch hitter off the bench or defensive upgrade.

SUPERLATIVES 2013 CAR

Multi-Hit Games	2	5
Multi-RBI Games	1	1
Two-Strike Hits	1	
CURRENT HIT STREAK	1	
REACH SAFE STREAK	1	

CAREER HIGHS

Hits	2, 4x, last vs. Niagara (2/17/13)
RBI	1, 6x, last vs. Niagara (2/17/13)
Runs	3 vs. Niagara (2/17/13)
Walks	1, 4x, last vs. Akron (3/2/13)
Steals	1, 2x, last vs. Marshall (3/27/13)

GAME-BY-GAME STATS

Date	Opponent	GS	AB	R	H	RBI	2B	3B	HR	BB	SB	CS	HBP	K
2/17	Niagara	*	5	3	2	1	2	0	0	1	0	0	0	0
2/18	USC Upstate		1	0	1	1	0	0	0	0	0	0	0	0
2/21	Kansas State	*	3	0	0	0	0	0	0	0	0	0	0	0
2/24	Coastal Carolina	*	2	0	1	0	0	0	0	0	0	0	1	0
3/2	Akron	*	2	1	0	0	0	0	0	1	0	0	1	0
3/3	Akron		0	0	0	0	0	0	0	0	0	0	0	0
3/8	Michigan State	*	2	0	1	0	0	0	0	0	0	0	1	0
3/9	Michigan State		1	0	0	0	0	0	0	0	0	0	0	0
3/10	Michigan State	*	1	0	0	0	0	0	0	0	0	0	0	0
3/15	Florida		0	0	0	0	0	0	0	0	0	0	1	0
3/16	Florida		0	0	0	0	0	0	0	0	0	0	1	0
3/17	Florida		1	0	0	0	0	0	0	0	0	0	0	0
3/22	Miss. State	*	4	1	3	2	1	0	0	0	0	0	0	1
3/23	Miss. State		2	0	0	0	0	0	0	0	0	0	0	2
3/23	Miss. State		1	0	0	0	0	0	0	0	0	0	0	0
3/27	Marshall	*	3	1	1	1	0	0	1	1	1	1	0	0
3/30	Georgia		0	0	0	0	0	0	0	0	0	0	0	0
3/31	Georgia		0	0	0	0	0	0	0	0	0	0	0	0

BERNAL'S CAREER STATS

Year	GP-GS	Avg.	AB	R	H	2B	3B	HR	RBI	Slug.	BB	SO	OBP	SB-A
2012	19-6	.370	27	3	10	0	0	0	4	.370	2	7	.469	1-1
2013	18-7	.321	28	6	9	3	0	0	5	.429	3	3	.472	1-2
Totals	37-13	.345	55	9	19	3	0	0	9	.400	5	10	.471	2-3

BERNAL'S CAREER SEC STATS

Year	GP-GS	Avg.	AB	R	H	2B	3B	HR	RBI	Slug.	BB	SO	OBP	SB-A
2012	6-0	.500	4	1	2	0	0	0	1	.500	0	0	.500	0-0
2013	6-1	.375	8	1	3	1	0	0	2	.500	0	3	.500	0-0
Totals	12-1	.417	12	2	5	1	0	0	3	.500	0	3	.500	0-0

BERNAL'S CAREER MISCELLANEOUS STATS

Year	SAC	SF	HBP	OBP	SLG	2-out H	2-out RBI	PO	A	E	FLD
2012	0	0	3	.469	.370	1	1	59	4	1	.983
2013	3	0	5	.472	.429	3	2	58	3	2	.968
Totals	3	0	8	.471	.400	4	3	117	7	3	.976

BERNAL'S SPLITS

Year	GP-GS	Avg.	AB	R	H	2B	3B	HR	RBI	Slug.	BB	SO	OBP	SB-A
Home	11-4	.313	16	3	5	1	0	0	3	.375	2	3	.450	1-2
Away	5-1	.500	4	0	2	0	0	0	1	.500	0	0	.714	0-0
Neutral	2-2	.250	8	3	2	2	0	0	1	.500	1	0	.333	0-0
Wins	13-5	.300	20	5	6	2	0	0	3	.400	3	2	.481	1-2
Losses	5-2	.375	8	1	3	1	0	0	2	.500	0	1	.444	0-0
Feb.	4-3	.364	11	3	4	2	0	0	2	.545	1	0	.462	0-0
March	14-4	.294	17	3	5	1	0	0	3	.353	2	3	.478	1-2

STARTS BY POSITION

3B	C	1B
2012 - 0	2012 - 0	2012 - 5
2013 - 0	2013 - 0	2013 - 7
	DH	
	2012 - 1	
	2013 - 0	

STARTS BY BATTING ORDER

No. 1:	0
No. 2:	0
No. 3:	0
No. 4:	0
No. 5:	0
No. 6:	5
No. 7:	2
No. 8:	0
No. 9:	0