



M A R S H A L L THUNDERING HERD™

SID: Steven Schoon | Email: schoon@marshall.edu | O: 304-696-2418 | C: 620-218-1693

GAME INFORMATION

Date/Time: Saturday, Dec. 22/4 p.m. ET

Site: Lexington, Ky./Rupp Arena (23,500)

TV: ESPN2, WatchESPN.com

Mark Jones (PxP), Kara Lawson (Analyst)

Radio: Thundering Herd IMG Sports Network

Steve Cotton

Live Stats: HerdZone.com

Twitter Updates: @HerdZone

Series: Kentucky leads 11-0

Lexington: UK leads 7-0

Huntington: UK leads 1-0

Neutral: UK leads 3-0

First Meeting: UK 46-6 (1/21/14), Huntington

Last Meeting: UK 89-76 (12/1/03), Cincinnati

Streak: Kentucky W11



No. 23 Kentucky Wildcats (7-3)

Head Coach: John Calipari (Clarion '82)

Record at School: 109-17 (4th season)

Career Record: 512-155 (21st season)



Marshall Thundering Herd (7-5)

Head Coach: Tom Herrion (Merrimack '89)

Record at School: 50-31 (3rd season)

Career Record: 130-69 (7th season)

STORY LINES

- Marshall makes the short drive down I-64 to face Kentucky for the 12 time ever and the first time since 2003.
- Tamron Manning and Elijah Pittman, two Kentucky natives return to Rupp Arena where both had great success in high school (more on pg. 2).
- After playing four of its first five games away from home, the Herd is in a stretch where it will play 11 consecutive games either in Huntington or within a 125 mile radius of the Marshall campus with games in Charleston, Lexington and Athens.
- Marshall is without junior guard DeAndre Kane (15.5 ppg) who is out for an indefinite amount of time with a right hand injury. His 8.5 assists is second in the NCAA.
- Junior college transfers D.D. Scarver (15.5 ppg) and Elijah Pittman (14.3 ppg) have put up impressive numbers in their first years at Marshall. Scarver has been the Herd's leading scorer in four-straight games.
- Big men Nigel Spikes (8.7 rpg) and Dennis Tinnon (9.2 rpg) have paced the Herd rebounding effort, which ranks 22nd in the country at 41.3 per game.
- This will be the first time Marshall has played a defending national champion since 2009 when it played at North Carolina.
- The largest crowd to ever see a Marshall men's basketball game came in Rupp Arena as 23,782 saw the No. 5 Wildcats win on Dec. 27, 1994 (more on pg. 5).
- Kentucky has won its last three games, all at home and by an average of 32.6 points.
- Kentucky's Archie Goodwin (15.8 ppg) and Alex Poythress (15.0 ppg) are the only pair of freshmen teammates to score 15+ points per game in the nation.
- The Wildcat's last loss, a 64-55 setback to Baylor, broke what was then the nation's longest home court winning streak (54 games).

UP NEXT

- Marshall will have 10 days off between games. It will host Delaware State on Jan. 2 at 7 p.m.

SCHEDULE/RESULTS

Oct. 29	Bluefield College (Exh.)	W, 94-67
Nov. 9	Longwood	W, 81-47
Nov. 11	at Villanova \$ (ESPN3)	L, 80-68
Nov. 16	vs. District of Columbia \$	W, 80-58
Nov. 17	vs. South Dakota State \$	L, 78-77
Nov. 18	at Hofstra \$	L, 103-100 ^{2OT}
Nov. 24	Nevada	W, 89-82
Nov. 28	Morehead State	W, 70-67
Dec. 1	UNC Wilmington	W, 61-58
Dec. 5	vs. West Virginia # (CCN)	L, 69-59
Dec. 8	Coppin State	W, 69-63
Dec. 15	No. 11 Cincinnati # (CBSSN)	L, 72-56
Dec. 19	Savannah State	W, 64-48
Dec. 22	at Kentucky (ESPN2)	4 p.m.
Jan. 2	Delaware State	7 p.m.
Jan. 5	at Ohio	2 p.m.
Jan. 9	Tulsa *	7 p.m.
Jan. 12	at UTEP *	9 p.m.
Jan. 19	East Carolina *	7 p.m.
Jan. 23	at Southern Miss * (CSS)	7 p.m.
Jan. 26	at Memphis * (FSN)	2 p.m.
Jan. 30	SMU *	7 p.m.
Feb. 2	UCF * (CSS)	2 p.m.
Feb. 6	at Tulane *	8 p.m.
Feb. 9	at UAB *	8 p.m.
Feb. 13	Rice *	7 p.m.
Feb. 16	Memphis * (CBSSN)	8 p.m.
Feb. 20	at UCF *	7 p.m.
Feb. 23	UAB *	7 p.m.
March 2	at Houston * (CSS)	2 p.m.
March 5	Southern Miss * (CBSSN)	7 p.m.
March 9	at East Carolina *	5 p.m.
M. 13-16	at C-USA Championships%	TBA

\$ - 2K Sports Classic benefitting Wounded Warriors Project

- Charleston, W.Va.

* - C-USA Game

% - C-USA Tournament in Tulsa, Okla.

Home Games in **Bold** | All Times Eastern

PROJECTED STARTING LINEUP



G • 32 • FR

**Tamron
Manning**



G • 23 • JR

**D.D.
Scarver**




F • 24 • JR

**Elijah
Pittman**



F • 1 • SR

**Dennis
Tinnon**



C • 11 • SR

**Nigel
Spikes**

PTS	0.4	PTS	15.5	PTS	14.3	PTS	10.8	PTS	7.0
REB	0.5	REB	2.6	REB	4.8	REB	9.2	REB	8.7
AST	0.5	3PT%	43.0	FG%	54.1	FG%	47.1	FG%	48.2
FG%	20.0	FT%	82.9	FT%	73.9	FT%	69.8	FT%	48.4

HERD RANKS IN THE NCAA

- According to the latest NCAA Statistics
- Rebounds per game 22nd (41.3)
- Off. Rebounds per game T-14th (15.1)

FAR-OUT FACTS

- Marshall has won the opening tip in 12 of its 13 games played (Hofstra)
- 12 of Nigel Spikes' 27 field goals made are dunks
- D.D. Scarver is 20-of-21 from the free throw line in the last 5 minutes of games
- Juniors Elijah Pittman and D.D. Scarver have made at least one three-pointer in every game
- Marshall is 41-2 in its past 43 games when scoring 80 or more points
- Marshall has won 17 straight regular-season home games when leading at the half
- Marshall has made at least one three-pointer in 691 consecutive games, a mark that dates back to 1989, believed to be the 11th longest in NCAA D1

MARSHALL VS. THE SEC

- Marshall is 11-24 all-time against current teams of the SEC
- Kentucky was the last SEC team Marshall has played, a 89-76 defeat to the No. 10 Wildcats on Dec. 1, 2003 in Cincinnati

CAMPUS CONNECTION

- Tamron Manning (Georgetown) and Elijah Pittman (Covington) are both from Kentucky. Manning was a first-team all-state selection as a junior and senior at Scott County High School. Pittman led Holmes High School to the 2009 Kentucky Sweet 16 State Championship.

RUPP EXPERIENCE

- Elijah Pittman has played 11 Sweet Sixteen games in Rupp Arena and won the 2009 state championship as a member of Holmes High School in Rupp in a 67-63 win over Louisville Central. Pittman had a team-leading 14 points
- Tamron Manning played in 10 games in Rupp Arena, seven Sweet Sixteen games. As a senior in 2012, his Scott County team lost in the finals to Louisville Trinity despite a game-high 28 points from Manning.

THREELESS TIGERS

- Three-point defense is something that Coach Herrion preaches to his team often. On

Wednesday he got just that...

- Savannah State was held to 0-of-7 from three-point range. It was the first time a Herd opponent was held without a three-pointer since Dec. 29, 1991 when Penn State was 0-for-3 in its 78-64 win over Marshall in the Palm Beach Classic in Palm Beach, Fla.

IN THE END, THEY GO IN

- Much has been made of Marshall's poor free throw shooting, however, in the last 1 minute of games, the Herd has fared well.
- In the last 1 min. Marshall is 30-of-40 (75%) from the line.
- In the last 1 min. of Marshall's wins, it is 23-of-26 (88.5%)
- D.D. Scarver is a perfect 14-of-14 in the last minute

POINT GUARD CAROUSAL

- Marshall has started three different players at the point guard position in its last three games.
- Dec. 8 - DeAndre Kane vs. Coppin State
- Dec. 15 - Chris Martin vs. Cincinnati
- Dec. 19 - Tamron Manning vs. Savannah State

HERRION FAST TO 50

- Head coach Tom Herrion recorded his 50th win at Marshall on Wednesday. It was his 81st game with the Herd
- He is the quickest Herd coach to record 50 wins since Rick Huckabay
- Huckabay coached from 1983-89 and reached win No. 50 in his 72nd game

ADDED TO THE ROSTER

- Marshall added Kelvin Amayo to the roster on Dec. 20. The 6-4 freshman guard had been on campus since last January, but as a non-qualifier was not allowed to practice. He was a three-star recruit out of high school (class of 2011) for NIA Prep.

MARSHALL MISFORTUNE

- Marshall has received a few bits of bad news this season.
- Nov. 15: Three-star recruit Kareem Canty (PG) is ruled ineligible by the NCAA.
- Nov. 20: Yous Mbao and Robert Goff collide in practice forcing Goff to miss two games. Mbao will remain out with concussion symptoms until cleared by the medical staff.
- Dec. 10: Leading scorer DeAndre Kane injured

his right hand and is ruled out for an indefinite amount of time.

STRENGTH IN REBOUNDING

- Marshall ranks second in C-USA with 41.3 rebounds per game and ranks first with 15.1 offensive rebounds.
- Dennis Tinnon (47th, 9.2) and Nigel Spikes (57th, 8.7) both rank in the top 60 nationally
- The Herd has been outrebounded in only 14 out of the last 47 games played, four times this season
- Under Herrion, Marshall is 27-6 when outrebounding teams by at least 10
- The Herd is 0-7 under Herrion when getting outrebounded by 10 or more
- Last season Marshall finished eighth in the NCAA in rebounds per game (39.8), third in offensive boards (15.5) and 10th in rebounding margin (+7.0).

TRANSFERS HITTING TREYS

- Junior college transfers Elijah Pittman and D.D. Scarver have been a welcome addition this season especially when it comes to three-point shooting.
- Through eight games, the duo is a combined to hit 54-of-129 (41.8%) three-point attempts or 66.6 percent of the team's total.
- The junior forward Pittman is 20-of-50
- The junior guard Scarver is 34-of-79

BIG GUYS, BIG FROM THE LINE

- Elijah Pittman (33-of-44) and Dennis Tinnon (28-of-41) have done their best to disregard the notion that big men can't shoot free throws
- Combined they are 61-of-85 (71.7%).
- As a team, Marshall is 59.0 percent
- Scarver leads the Herd, 29-of-34 (85.3%)

PAINTING A WIN

- Marshall doesn't always score more points in the paint than its opponent, but when it does, it almost always results in a win. Under Herrion, Marshall is 32-5 when outscoring the opposition in the paint including a 4-1 mark this season.

FIVE MINUTES

- When Marshall holds a lead after 35 minutes of play, it usually holds on for the win. With Herrion at the helm, the Herd is 43-5 when leading with five minutes remaining including

ROSTER

No.	Name	Ht	Wt	Pos.	CL-Exp.	Hometown/Last School
0	Chris Martin	6-0	185	G	SO-1L	Upper Marlboro, Md./St. Patrick HS (N.J.)
1	Dennis Tinnon	6-8	232	F	SR-1L	Green Bay, Wisc./Kansas City CC (Kan.)
2	Robert Goff	6-9	240	F	SR-1L	Indianapolis, Ind./Hutchinson CC (Kan.)
4	Jamir Hanner	6-8	210	F	SO-1L	Philadelphia, Pa./Notre Dame Prep
5	Kelvin Amayo	6-4	210	G	FR-HS	Newark, N.J./NIA Prep
11	Nigel Spikes	6-10	240	C	SR-3L	Fort Lauderdale, Fla./Dillard HS
15	DeVince Boykins	6-4	211	G	FR-RS	Forest City, N.C./East Rutherford HS
23	D.D. Scarver	6-4	202	G/F	JR-TR	Birmingham, Ala./Trinity Valley CC (Texas)
24	Elijah Pittman	6-9	219	F	JR-TR	Covington, Ky./Lamar State College-Port Arthur (Texas)
31	JP Kambola	6-9	240	C	SO-1L	Toronto, Ontario, Canada/St. Benedict's Prep (N.J.)
32	Tamron Manning	6-4	200	G	FR-HS	Georgetown, Ky./Scott County HS
34	Yous Mbao	7-2	249	C	JR-1L	Rufisque, Senegal/Marquette
35	Austin Loop	6-4	202	G	FR-HS	South Webster, Ohio/South Webster HS
50	DeAndre Kane	6-4	195	G	JR-2L	Pittsburgh, Pa./The Patterson School

Pronunciation Guide

Head Coach: Tom Herrion

Assistant Coaches: Mark Cline, Dino Presley, Josh King

Director of Basketball Operations: John Janovsky

Kelvin Amayo: UH-MAY-O

DeVince Boykins: Da-VINCE-E

Jamir Hanner: Ja-MEER

Tamron Manning: TAM-REN

Yous Mbao: USE M-boww

Dennis Tinnon: TIN-IN

Tom Herrion: HAIR-e-IN

Dino Presley: DEE-no

17-1 last season and 5-1 this season.

SC TOP 10

• Elijah Pittman's one-handed dunk against Cincinnati was No. 6 in SportsCenter's Top 10 later that evening.

TRIPLE-DOUBLE, A RARE FEAT

• With 33 points, a career-high 11 rebounds and 10 assists at Hofstra (11/18) DeAndre Kane recorded the fourth triple-double in Marshall history
• He was the second Herd player to every accomplish the feat as Hassan Whiteside did it three times, all with blocks

Whiteside vs. Brescia (12/16/09)	17 P, 14 R, 11 B
Whiteside at UCF (1/13/10)	14 P, 14 R, 10 B
Whiteside vs. UCF (2/27/10)	14 P, 11 R, 13 B
Kane vs. Hofstra (11/18/12)	33 P, 11 R, 10 A

• How rare is a college triple-double? It only happened 13 times in D1 last season. It has happened only four times this season.

KANE NAMED PLAYER OF THE WEEK

• DeAndre Kane became the fourth player in program history to be named the Conference USA Player of the Week as he was on Nov. 19
• Not since Tyler Wilkerson on 3/8/10 has a Marshall player earned the honor
• Kane averaged 22.7 points, 5.7 rebounds and 9.0 assists over three games that week

SMITH SIGNS WITH MARSHALL

• Shawn Smith, a 6-6, 220-pound sophomore at City College of San Francisco signed a National Letter of Intent on Nov. 14 with Marshall. Originally from McClatchy, Calif. Smith averaged 15.3 points, 6.1 rebounds and 1.3 assists as a senior in high school.

PRESEASON ALL-CONFERENCE

• DeAndre Kane was named to the Preseason All-Conference USA First Team
• The other players named to the first team were Miguel Paul (ECU), Tarik Black (Memphis), Ricky Tarrant and preseason player of the year Keith Clanton (UCF)
• Dennis Tinnon was named to the Preseason All-Conference USA Second Team
• Other players on the second team were Chris Crawford (Memphis), Joe Jackson (Memphis), Adonis Thomas (Memphis) and Neil Watson (Southern Miss)

JUNIOR SCORER

• DeAndre Kane began the season with 1,073 points, which ranked 41st at Marshall and the second-most by a junior in Div. I

1. Doug McDermott, Creighton	1,382
2. DeAndre Kane, Marshall	1,073
3. Devon Saddler, Delaware	1,014
4. Trey Zeigler, Central Michigan	1,011

TALLEST IN C-USA

• Marshall stands as the tallest team in Conference USA by average height and also with the most players over 6-8.

Team	6-8 +	Avg. Ht.
Marshall	7	6.52
UTEP	6	6.51
UCF	4	6.45
East Carolina	6	6.42
Tulane	5	6.42
SMU	4	6.41
UAB	2	6.39
Houston	5	6.38
Memphis	5	6.37
Tulsa	1	6.36
Southern Miss	2	6.30
Rice	1	6.26

• It is also the tallest team that Herrion has had to work in his seven years as a head coach.

Season	Avg. Ht.
2002-03 (CofC)	6.27
2003-04 (CofC)	6.32
2004-05 (CofC)	6.28
2005-06 (CofC)	6.39
2010-11 (Marshall)	6.29
2011-12 (Marshall)	6.50
2012-13 (Marshall)	6.52

VERY TALL

• Junior center Yous Mbao is believed to be the tallest player in Marshall history at 7-2 along with being the tallest in C-USA.

Player	Years at MU	Height
Yous Mbao	'11 -	7-2
Hassan Whiteside	'09 - '10	7-0
Robbie Jackson	'06 - '08	7-0
Josh Pray	'97 - '98	7-0
Wes Hardin	'93 - '94	7-0
Byron Hass	'85 - '86	7-0

20 WINS

• Marshall has won at least 20 games for three-straight seasons for the fourth time in school history and the first time since 1982-85.
• If the Herd records at least 20 wins this season, it would be just the second time in school history that it has done it for four-straight seasons. Cam Henderson's squads accomplished the feat from 1936-40.

Years	Record	Coach
1936-37	21-8	Cam Henderson
1937-38	28-4	Cam Henderson
1938-39	22-5	Cam Henderson
1939-40	25-4	Cam Henderson
1945-46	25-10	Cam Henderson
1946-47	32-4	Cam Henderson
1947-48	22-11	Cam Henderson
1982-83	20-8	Bob Zuffelato
1983-84	25-6	Rick Huckabay
1984-85	21-13	Rick Huckabay
2009-10	24-10	Donnie Jones
2010-11	22-12	Tom Herrion
2011-12	21-14	Tom Herrion

• Herrion has reached 20 wins in four of the six seasons he has been a head coach.

SCHEDULE BY THE NUMBERS

27 Final Fours and 11 NCAA Championships among the four traditional basketball power teams of Cincinnati, Kentucky, Villanova and West Virginia.

15 Teams that had a winning record last season

12 Teams that had an RPI inside the top 70 last season

10 Where the Herd's non-conference was ranked by ESPN.com

7 Teams that participated in the NCAA Tournament (Cincinnati, Kentucky, Ohio, Memphis, South Dakota State, Southern Miss, West Virginia)

4 Teams that won regular season conference titles; Kentucky (SEC), Memphis (C-USA), Nevada (WAC), Savannah State (MEAC)

3 Teams that qualified for the NIT (Nevada, Savannah State, UCF)

1 Defending national champion (Kentucky) for the first time since 2009 (North Carolina)

CAPTAINS

• Junior DeAndre Kane, senior Nigel Spikes and senior Dennis Tinnon were voted on by their teammates as team captains for the season.

TOP 25 VOTES

• Marshall received one vote in the preseason ESPN/USA Today Coaches Poll. The Herd received three votes in that poll and five votes in the AP Top 25 poll during the third week of last season. Marshall has not been ranked in the top 25 since the 1971-72 season. That year, Marshall entered the poll on Dec. 20 as No. 20 and ranked 12th in the final poll. The Carl Tacy coached team finished 23-4 and lost in the first round of the NCAA Tournament.

1,000 POINT SCORERS

DeAndre Kane became Marshall's 49th 1,000-point scorer last season. Entering this season, the Herd is currently tied with UCLA for eighth among NCAA Division I programs. Marshall is tops among "non-power conference" schools.

School Rank	# of 1,000 pt. scorers
1. North Carolina	67
2. Louisville	63
3. Duke	60
4. Kentucky	58
5. Syracuse	57
6. Kansas	54
7. Notre Dame	52
8. Marshall	49
UCLA	49
10. West Virginia	48
Wake Forest	48

WHAT WAS RETURNED/LOST FROM 2011-12 SEASON

	Total	Returned	Lost	Returned %	Lost %
Points:	2472	1334	1138	54	46
FG Made:	895	506	389	57	43
FG Att.:	2052	1096	956	53	47
3FG Made:	203	39	164	19	81
3FG Att.:	649	143	506	22	78
FT Made:	479	283	196	59	41
FT Att.:	780	504	276	65	35
Rebounds:	1388	1088	300	78	22
Off. Reb.:	542	455	87	84	16
Def. Reb.:	846	633	213	75	25
Assists:	444	192	252	43	57
Turnovers:	458	253	205	55	45
Blocks:	132	111	21	84	16
Steals:	213	116	97	54	46
Minutes:	7125	3965	3160	56	44

QUICK FACTS

GENERAL INFORMATION

Name.....Marshall University
 Founded.....1837
 Location.....Huntington, W.Va.
 Enrollment.....16,326
 Nickname.....Thundering Herd
 Colors.....Green & White
 National Affiliation.....NCAA Division I
 Conference.....Conference USA
 Home Floor/Capacity.....Cam Henderson Center/9,043
 President.....Dr. Stephen J. Kopp (Notre Dame, '73)
 Director of Athletics.....Mike Hamrick (Marshall, '80)
 Athletic Ticket Office.....1-800-THE-HERD

COACHING STAFF

Head Coach.....Tom Herrion (Merrimack, '89)
 Record at Marshall.....50-31, third season
 Overall Record.....130-69, seventh season
 Assistant Coach.....Mark Cline (Wake Forest, '88)
 Assistant Coach.....Dino Presley (Kutztown, '93)
 Assistant Coach.....Josh King (Eckerd, '08)
 Director of Basketball Operations.....John Janovsky (Pittsburgh, '04)
 Director of Strength and Cond.....Joe Varga (Central Conn. State, '06)
 Head Athletic Trainer.....Tom Belmaggio (West Virginia, '98)
 Assistant Director of Basketball Operations.....Adam Simmons
 Graduate Assistant.....Robert Amis, Sean Flynn, Ryan Herrion

TEAM INFORMATION

2011-12 Overall Record.....21-14
 2011-12 Conference USA Record/Finish.....9-7/T-5th
 Starters Returning/Lost.....3/2
 Letterwinners Returning/Lost.....9/3
 Newcomers.....5

HISTORY

First Year of Basketball.....1906-07
 Overall Record.....1,390-1,010-2 (.578), **100th season**
 Conference USA Record.....56-54 (.509), eighth season
 Cam Henderson Center Record.....344-106 (.762), 31st season
 Last C-USA Tournament.....3-1, L, 85-57 vs. Memphis (Finals)
 NCAA Tournament Appearances.....5 (1956, 1972, 1984, 1985, 1987)
 Last NCAA Appearance.....L, 76-60 vs. TCU (1987 - First Round)
 NIT Appearances.....5 (1967, 1968, 1973, 1988, 2012)
 Last NIT Appearance.....L, 86-78 at MTSU (2012 - First Round)
 CIT Appearances.....2 (2010, 2011)
 Last CIT Appearance.....L, 65-64 vs. Ohio (2011 - First Round)

SPORTS INFORMATION

Asst. AD/Media Relations.....Jason Corriher (NC State, '00)
 Office.....(304) 696-4660
 E-Mail.....corriher@marshall.edu
Asst. SID/M. Basketball.....Steven Schoon (Kansas, '08)
 Office.....(304) 696-2418
 Cell.....(620) 218-1693
 E-Mail.....schoon@marshall.edu
 Director of Publications.....Jack Bogacyk
 Graduate Assistants.....Ty Osborne
Daniel Manget
Matt Weber
 Grad. Asst. Office Phone.....(304) 696-4662/5276
 Sports Information Office Phone.....(304) 696-5275
 Sports Information Fax.....(304) 696-2325
 Press Row Phone.....(304) 696-3303
 Mailing Address.....Marshall University Sports Information
P.O. Box 1360
Huntington, WV 25715
 Overnight Address.....Cam Henderson Center, Room 2036
1801 3rd Avenue
Huntington, WV 25703
 Official Athletics Website.....www.Herdzone.com
 Twitter.....@Herd_Zone

TALE OF THE TAPE

MARSHALL	CATEGORY	KENTUCKY
72.8 ppg	Scoring Offense	78.1 ppg
68.8 ppg	Scoring Defense	61.8 ppg
+4.1	Scoring Margin	+16.3
43.4%	Field Goal %	49.8%
40.6%	Field Goal % Defense	38.6%
59.2%	Free Throw %	63.1%
41.2	Rebounds Per Game	37.9
+4.1	Rebounding Margin	+4.2
6.8	3 Pt. FG Per Game	5.9
34.2%	3 Pt. FG %	37.6%
33.9%	3 Pt. FG % Defense	32.9%
15.0	Assists Per Game	16.6
4.7	Blocks Per Game	8.0
6.2	Steals Per Game	7.8
14.9	Turnovers Per Game	12.6

SERIES HISTORY

UK leads, 11-0

13-14	(J21)	H	UK	46-6
21-22	(J27)	A	UK	34-12
30-31	(D27)	A	UK	42-26
31-32	(D30)	A	UK	46-16
32-33	(D17)	N	UK	57-23
33-34	(D14)	A	UK	46-28
88-89	(D17)	A	UK	91-78
94-95	(D27)	A	UK	116-75
95-96	(D19)	N	UK	118-99
01-02	(N16)	A	UK	90-73
03-04	(D1)	N	UK	89-76

LAST MEETING

Official Basketball Box Score -- Game Totals -- Final Statistics

MARSHALL vs Kentucky
12.01.03 8:00 pm at Cincinnati, OH

MARSHALL 76 • 1-2

#	Player	Total		3-Ptr		Rebounds			PF	TP	A	TO	Blk	Stl	Min
		FG	FGA	FG	FGA	FT	FTA	Off							
00	BLACK, Marvin	f	6-11	0-0	4-4	3	7	10	1	16	1	1	2	0	26
33	PATTON, Mark	f	2-4	0-1	3-4	0	3	3	4	7	1	0	2	2	18
03	HAMILTON, A.W.	g	1-6	0-3	0-0	0	0	0	3	2	7	5	1	0	34
10	DAWN, Ronny	g	8-10	7-9	0-0	2	1	3	1	23	3	5	0	0	35
14	WHITTED, Tre	g	3-9	2-3	2-2	0	1	1	2	10	3	0	0	1	21
01	SMITH, Eric		1-8	0-5	0-0	1	0	1	2	2	1	1	2	0	14
05	BUNCH, Enoch		1-3	1-1	0-0	0	1	1	1	3	1	2	0	0	16
15	ANDERSON, David		4-6	0-0	1-1	2	2	4	2	9	1	2	0	1	12
31	CARTER, LaVar		0-0	0-0	0-0	0	0	0	0	0	0	1	0	0	6
55	ARMPALU, Ardo		2-5	0-0	0-0	2	4	6	0	4	1	0	0	0	18
	Team					0	2	2							
	Totals		28-62	10-22	10-11	10	21	31	16	76	19	17	7	4	200
FG % 1st Half: 14-32 43.8%		2nd half: 14-30 46.7%		Game: 28-62 45.2%		Deadball									
3FG % 1st Half: 5-9 55.6%		2nd half: 5-13 38.5%		Game: 10-22 45.5%		Rebounds									
FT % 1st Half: 1-2 50.0%		2nd half: 9-9 100.0		Game: 10-11 90.9%		1,1									

Kentucky 89 • 3-0

		Total		3-Ptr		Rebounds									
#	Player	FG	FGA	FT	FTA	Off	Def	Tot	PF	TP	A	TO	Blk	Stl	Min
14	Erik Daniels	f	7-14	0-0	0-2	2	1	3	2	14	4	1	0	3	34
24	Kelenna Azubuike	f	6-11	0-1	4-6	3	4	7	1	16	1	1	1	3	34
44	Chuck Hayes	f	2-10	0-1	5-6	6	6	12	3	9	3	0	1	1	27
01	Cliff Hawkins	g	3-6	0-2	4-4	0	4	4	3	10	7	6	0	4	35
04	Gerald Fitch	g	10-19	4-10	0-0	2	4	6	1	24	1	0	0	0	34
03	Brandon Stockton		1-2	1-2	0-0	0	1	1	0	3	0	0	0	0	5
10	Lukasz Obrzut		0-1	0-0	0-0	2	0	2	1	0	0	1	0	0	2
12	Bernard Cote		1-1	0-0	0-0	0	1	1	0	2	0	0	0	0	9
33	Antwain Barbour		5-8	0-2	1-2	1	0	1	0	11	1	0	0	2	20
	Team					1	1	2							
Totals			35-72	5-18	14-20	17	22	39	11	89	17	9	2	13	200
FG % 1st Half: 17-41 41.5%		2nd half: 18-31 58.1%		Game: 35-72 48.6%										Deadball	
3FG % 1st Half: 3-12 25.0%		2nd half: 2-6 33.3%		Game: 5-18 27.8%										Rebounds	
FT % 1st Half: 10-12 83.3%		2nd half: 4-8 50.0%		Game: 14-20 70.0%										4,2	

Officials: Mike Stuart, Doug Shows, Joe Lindsay
 Technical fouls: MARSHALL-None. Kentucky-None.
 Attendance: 13913

Score by periods	1st	2nd	Total
MARSHALL	34	42	76
Kentucky	47	42	89

Points	In	Off	2nd	Fast	Bench
Paint	T/O	Chance	Break		
MARSHALL	34	5	6	2	18
UK	56	21	13	10	16

Last FG - MARSHALL 2nd-04:42, UK 2nd-01:39.
 Largest lead - MARSHALL by 2 1st-13:48, UK by 15 2nd-19:35.

Score tied - 2 times.
 Lead changed - 3 times.

LARGEST CROWDS TO SEE THE HERD

Largest crowds to see Marshall men's basketball (all crowds over 17,000 listed)

Att.	Opponent	Site	Date	W-L
23,782	(5) Kentucky	Rupp Arena	Dec. 27, 1994	L, 116-75
21,483	x-George Washington	Rupp Arena	Nov. 15, 2001	L, 69-64
21,262	Louisville	KFC Yum! Center	Nov. 27, 2010	L, 80-66
19,817	(3) Syracuse	Carrier Dome	Dec. 6, 2011	L, 62-56
19,795	(4) Kentucky	Freedom Hall	Dec. 19, 1995	L, 118-99
19,205	(2) North Carolina	Dean Smith Center	Jan. 2, 1994	L, 116-62
19,036	Louisville	Freedom Hall	Dec. 18, 2007	L, 85-75
18,945	y-Kentucky	Rupp Arena	Dec. 17, 1988	L, 91-78
18,842	(10) North Carolina	Dean Smith Center	Dec. 22, 2009	L, 98-61
18,499	z-Marquette	Madison Square Garden	March 16, 1967	L, 83-78
17,606	Memphis	FedEx Forum	Jan. 7, 2009	L, 80-57
17,337	Memphis	FedEx Forum	Jan. 28, 2012	L, 83-76

x-NABC Classic first round at Lexington, Ky.

y-Kentucky Invitational consolation game

z-NIT semifinal

Parentheses denotes AP ranking of Marshall opponent

Largest crowds to see a Marshall victory

Att.	Opponent	Site	Date	W-L
15,357	a-Villanova	Madison Square Garden	March 9, 1967	W, 70-68 OT
14,441	b-Southern Miss	FedEx Forum	March 9, 2012	W, 73-62
13,176	c-Tenn.-Martin	Shoemaker Center	Dec. 9, 1994	W, 92-84

a-NIT first round

b-Conference USA Tournament semifinal, Memphis, Tenn.

c-Delta Airlines Classic, Cincinnati

WHAT'S HAPPENING AT MARSHALL

Marshall Athletics

Marshall Athletics is currently undergoing a \$30 million facilities capital campaign, known as The Vision Campaign.

It will include an indoor practice facility (101,655 square feet) with an NCAA-approved track, a Soccer Stadium Complex, a Sports Medicine Translational Research Center and a Student-Athlete Academic Center.

Marshall alums Mike D'Antoni ('73) and Chad Pennington ('99) are serving as the Vision Campaign Co-Chairmen.

Notable Athletic Alumni

- Ahmad Bradshaw (RB for the New York Giants)
- Troy Brown (3-time Super Bowl champion with the New England Patriots)
- Mike D'Antoni (Head Coach of the LA Lakers)
- Hal Greer (1982 Basketball Hall of Fame inductee, one of the 50 Greatest Players in NBA History, Philadelphia 76ers)
- Byron Leftwich (QB for the Pittsburgh Steelers)
- Jeff Montgomery (3-time MLB All-Star, over 300 saves)
- Randy Moss (WR for the San Francisco 49ers)
- Chad Pennington (Former QB for the NY Jets and the Miami Dolphins)
- Charlie Slack (Compiled 1,916 rebounds, the third-most in NCAA history, 25.6 rpg in 1954-55 is the highest avg. in NCAA history)

Marshall University

Ground has broke on a \$50 million applied engineering complex. The 145,000 square foot facility, called the Arthur Weisberg Family Applied Engineering Complex, will include classrooms, labs, offices and space for students to work on collaborative projects.

Notable Non-Athletic Alumni

- Robert Byrd (U.S. Senator, W.V.)
- Billy Crystal (Actor, attended Marshall on a baseball scholarship)
- Conchata Ferrell (Actress, plays Burta on "Two and a Half Men")
- Jim Justice (owner of Greenbrier Resort, home of annual Greenbrier Classic - PGA Tour event)
- Michael W. Smith (Singer, 3-time Grammy Award winner)
- Earl Ray Tomblin (Governor of W.V.)

MEDIA INFORMATION

SOCIAL MEDIA

- @Herd_Zone
- <http://www.facebook.com/MarshallAthletics>

VIDEO STREAMING

Most of Marshall's regular-season home games and its eight Conference USA road games can be seen live via video streaming from Herd All-Access on HerdZone.com. Certain restrictions that are placed on televised games deny the ability for an online stream.

The Herd All-Access package is available from CBS College Sports in monthly or yearly subscriptions, as well as a package that delivers all college sports programming featured on CBS College Sports. For more information, visit HerdZone.com or sportsline/cbscollegesports.com.

THE TOM HERRION CALL IN SHOW

Thundering Herd head coach Tom Herrion takes fans' calls on the "Tom Herrion Call-In Show," which is live from Gino's Pub on 5th Avenue in Huntington. The show is from 7:05 p.m. till 8 p.m.

The dates are as follows: Nov. 8 (8:05-9), Nov. 29, Dec. 6, Dec. 13, Dec. 20, Jan. 3, Jan. 8, Jan. 17, Jan. 31, Feb. 14, Feb. 21, Feb. 28, March 7

"Voice of the Herd" Steve Cotton is the host of the show. It can be heard throughout the region on the Thundering Herd /IMG Sports Network.

MARSHALL BASKETBALL TODAY

"Marshall Basketball Today with Coach Tom Herrion" airs every Sunday afternoon at 11:30 a.m. beginning Dec. 23 through Marsh 17 on WVAH-TV/FOX11.

MEDIA POLICY

Marshall University Associate Sports Information Director Steven Schoon will be serving as the primary media contact for Marshall Men's Basketball this season and all interview and media requests must be directed to his attention. He can be reached via email at schoon@marshall.edu or at 620-218-1693.

Head coach Tom Herrion and requested players will be available prior to practice each day from 2:00-2:30 p.m. by request. All requests for Coach Herrion and players must be made the previous day by 5 p.m. No exceptions. All scheduled interviews will take place in the arena prior to practice. Members of the media are welcome to view practice, however there will be no media availability following practice sessions. There will also be no availability on game day prior to the contest and on scheduled off days.

Photographers (including TV and other video) are permitted to shoot during the first 20 minutes of practice. All photographers must notify Steven Schoon in advance in order to attend practice. Coach Herrion and selected players will be available following each home game in the media room of the Cam Henderson Center following a ten-minute cooling off period. Quotes from road games will be included in the post-game release.

RADIO NETWORK AFFILIATES

Kentucky		
Pikeville	WXCC-FM	96.5
West Virginia		
Beckley	WJLS-AM	560
Charleston	WVTS-FM	95.1
Charlston	WVTS-AM	1240
Huntington	WDGG-FM (Flagship)	93.7
Huntington	WRVC-AM (Flagship)	930
Huntington	WRVC-FM (Flagship)	94.1
Logan	WVOW-AM	1290
Logan	WVOW-FM	101.9
Martinsburg	WEPM-AM	1340
Parkersburg	WRZZ-FM	106.1
Point Pleasant	WBYG-FM	99.5
Princeton	WAEY-AM	1490
Rainelle	WRLB-FM	95.3
Ripley	WCEF-FM	98.3
Wheeling	WKKX-AM	1600

MARSHALL ALL-TIME VS. AP TOP 25

12/17/12 vs. #11 Cincinnati (Charleston, W.Va.), Lost 72-56
12/6/11 at #3 Syracuse, Lost 62-56
1/19/11 #21 WVU (Charleston, WV), Won 75-71
1/5/11 at #19 UCF, Lost 65-58
2/3/10 #21 UTEP, Lost 80-76
1/20/10 #11 WVU (Charleston, W.Va.), Lost 68-60
12/22/09 at #10 North Carolina, Lost 98-61
1/12/08 #2 Memphis, Lost 68-45
12/4/06 at #14 Memphis, Lost 78-59
2/11/06 #3 Memphis, Lost 91-81
1/25/06 #9 WVU (Charleston, W.Va.), Won 58-52
1/11/05 #24 WVU (Charleston, W.Va.), Won 59-55
12/1/03 #10 Kentucky (Cincinnati, Ohio), Lost 89-76
11/16/01 at #4 Kentucky, Lost 90-73
12/2/00 at #24 Dayton, Won 67-65
11/21/00 at #16 Cincinnati, Lost 79-75
12/8/98 at #22 Miami (Ohio), Lost 81-79 OT
2/16/98 #20 WVU (Charleston, W.Va.), Lost 71-58
12/17/97 #23 Wake Forrest, Won 73-66
12/30/96 at #5 Clemson, Lost 73-57
12/19/95 #4 Kentucky (Louisville, Ky.), Lost 118-99
12/30/94 at #18 Wake Forest, Lost 95-59
12/27/94 at #5 Kentucky, Lost 116-75
1/19/94 #24 WVU (Charleston, W.Va.), Lost 79-67
1/2/94 at #2 North Carolina, Lost 116-62
2/23/91 ETSU, Won 107-103 OT
1/28/91 at #12 ETSU, Lost 99-88
12/27/90 #5 Indiana (Indianapolis, Ind.) Lost 91-67
3/20/90 #19 Virginia, Lost 74-60
12/6/90 at #11 Pittsburgh, Lost 105-75
2/9/89 #15 WVU (Charleston, W.Va.), Lost 81-73
11/29/85 #13 Oklahoma (Honolulu, Hawaii), Lost 81-70
12/28/83 #5 Georgetown (Las Vegas, Nev.), Lost 82-71
1/8/79 at #16 Louisville, Lost 112-64
2/1/78 #9 Louisville, Lost 85-69
12/30/77 #20 Detroit, Lost 89-84
2/24/77 at # 16 Detroit, Lost 122-86
1/15/77 at # 13 Louisville, Lost 107-85
12/1/76 at #9 UNC, Lost 90-70
1/24/76 at # 20 Virginia Tech, Lost 108-82
1/25/75 at #13 South Carolina, Lost 93-75
12/28/71 #2 Marquette (New York, N.Y. MSG), Lost 74-72
12/18/71 #8 St. Johns, Won 110-107
2/1/68 #1 Houston (New York, N.Y. MSG), Lost 102-93
1/24/66 at #9 Loyola (Illinois), Lost 92-68
2/29/64 at #10 Loyola (Illinois), Lost 117-63
1/4/64 #9 Toledo, Lost 84-73
1/3/63 at #2 Loyola (Illinois), Lost 103-58
2/13/62 #8 Bowling Green, Lost 73-70
1/20/62 at # 9 Bowling Green, Lost 68-55
12/16/61 at #2 Cincinnati, Lost 77-49
3/4/60 #3 Cincinnati, Lost 69-57
2/13/60 # 19 Toledo, Lost 65-48
2/6/60 at #19 Ohio, Lost 86-82
1/16/60: at #18 Toledo, Lost 63-51
12/5/59: at #1 Cincinnati, Lost 102-61
2/21/59: #18 St. Bonaventure (Buffalo, NY), Lost 90-77
12/22/58: #16 Seattle, Lost 91-80
12/13/58: at # 1 Cincinnati, Lost 106-86
2/12/52: #20 WKU, Lost 87-82
1/21/50: #19 Louisville, Won 96-72

All Time

Top 5: 0- 17
Top 10: 2-26
Top 25: 8- 52

MISCELLANEOUS

	Floor Burns	Dunks	Charges Taken	FT Last 5 min.
Boykins				
Goff	1	2		0-1
Hanner	2	2		
Kambola	1			
Kane	7	7	1	12-26
Loop				
Manning				
Martin	5		4	4-8
Mbao				1-2
Pittman	3	12		6-8
Scarver	1	1	1	20-21
Spikes	5	12		4-9
Tinnon	5	2		9-11

Floor Burns: Voluntarily hitting the floor

	In Paint MU/Opp	2nd Chance MU/Opp	Rebs MU/Opp
Longwood	38/22	15/9	49/27
at Villanova	18/22	2/8	23/37
vs. DC	46/16	25/2	51/26
vs. SDSU	32/28	20/10	42/29
at Hofstra	40/40	17/24	43/57
Nevada	44/34	16/11	42/35
Morehead St.	30/34	12/13	53/46
UNCW	24/36	12/10	39/30
vs. WVU	18/36	2/12	9/10
Coppin State	34/32	10/9	47/29
vs. Cincinnati	16/40	11/19	31/40
Savannah St.	26/36	15/6	41/38
at Kentucky			
Delaware St.			
at Ohio			
Tulsa			
at UTEP			
East Carolina			
at So. Miss			
at Memphis			
SMU			
UCF			
at Tulane			
at UAB			
Rice			
Memphis			
at UCF			
UAB			
at Houston			
So. Miss			
at ECU			

DOUBLE-DOUBLES

Dennis Tinnon (3)

17 pts, 12 rebs vs. UDC (11/16)
12 pts, 16 rebs vs. MSU (11/28)
15 pts, 15 rebs vs. Coppin St. (12/8)

DeAndre Kane (1)

33 pts, 11 rebs, 10 ast at Hofstra (11/18)

Elijah Pittman (1)

16 pts, 14 rebs vs. SDSU (11/17)

Nigel Spikes (1)

10 pts, 13 rebs vs. UNCW (12/1)

MARSHALL'S RECORD WHEN....

Under Herrion '12-'13

Home	*33-8	*6-1
Away	11-18	0-2
Neutral	6-4	1-2
Leading at Half	41-7	4-1
Trailing at Half	8-17	2-4
Tied at Half	1-2	1-0
Overtime Game	3-2	0-1
C-USA Home Game	14-3	
C-USA Road Game	6-10	
C-USA Tournament	4-2	
Non- C-USA Home Game	*21-4	*6-1
Non- C-USA Road Game	5-8	0-2
Non- C-USA Neutral Game	2-3	1-2
vs. Ranked Opponents	1-2	
Leading-5 min. left	43-5	5-1
Trailing-5 min. left	5-25	2-4
Score Tied-5 min. left	2-0	
MU outrebounds opp.	43-12	7-1
MU outrebounded by opp.	4-17	0-4
Team rebounds are even	3-1	
MU scores more points in paint	32-5	4-1
Opp. scores more points in paint	16-24	3-3
Points in paint is even	3-1	0-1
MU shoots 50% from floor	14-1	2-0
MU shoots -50% from floor	36-29	5-5
Opp. shoots 50% from floor	6-12	0-2
Opp. shoots -50% from floor	44-18	7-3
MU makes more FTs	41-6	6-1
Opp. makes more FTs	8-23	1-4
FTs the same	1-1	
MU has more TOs	31-18	4-4
Opp. has more TOs	18-10	1-1
TOs even	2-2	2-0
MU scores 60 points or less	2-11	0-2
MU scores 61-69 points	15-10	3-1
MU scores 70-79 points	16-7	1-1
MU scores 80-89 points	10-1	3-0
MU scores 90 points or more	7-1	0-1
Opp. scores 60 points or less	18-2	4-0
Opp. scores 61-69 points	21-10	2-1
Opp. scores 70-79 points	6-8	0-2
Opp. scores 80-89 points	4-9	1-1
Opp. scores 90 points or more	1-1	0-1
Two or less score 10+	9-8	0-1
Three or more score 10+	41-22	7-4
On Monday	5-0	
On Tuesday	4-2	
On Wednesday	13-11	2-1
On Thursday	1-2	
On Friday	6-0	2-0
On Saturday	17-12	3-2
On Sunday	4-3	0-2
On Television	7-16	0-1
In November	13-6	4-3
In December	12-5	3-2
In January	9-9	
In February	10-6	
In March	6-4	
Game decided by 5 pts or less	15-9	2-2
Game decided by 6-10 pts	8-11	2-1
Game decided by 11-20 pts	16-9	1-2
Game decided by 21 pts or more	8-1	2-0

* Includes one game (L) at Civic Center in Charleston

AWARDS WATCH

DeAndre Kane

- Preseason All-Conference USA First Team
- 2K Sports Classic All-Hempstead Regional (11/18)
- C-USA Player of the Week (11/19)

Dennis Tinnon

- Preseason All-Conference USA Second Team

HENDERSON CENTER RECORDS

INDIVIDUAL RECORDS

Points

51 - Keith Veney, Marshall vs. Morehead State (12/14/96)

Field Goals

17 - Skip Henderson, Marshall vs. Charleston (1/8/86)

Free Throws

15 - Damier Pitts, Marshall vs. Western Carolina (3/16/10)

15 - Damier Pitts, Marshall vs. UCF (2/27/10)

Rebounds

23 - Ray Smith, Armstrong State (11/30/81)

Blocked Shots

13 - Hassan Whiteside, Marshall vs. UCF (2/27/10)

Assists

18 - Greg White, Marshall vs. CCNY (12/12/79)

15 - Cornelius Jackson, Marshall vs. C. Michigan (12/30/99)

14 - Tink Brown, Marshall vs. Pitt-Johnstown (12/1/92)

Steals

7 - Willie Bland, Louisiana Tech (12/14/84)

7 - Bruce Morris, Marshall vs. Davidson (2/16/85)

7 - David Wade, Marshall vs. VMI (1/4/82)

7 - David Wade, Marshall vs. Davidson (1/23/82)

7 - Sidney Coles, Marshall vs. Ga. Southern (2/26/96)

3-Point Field Goals

15 - Keith Veney, Marshall vs. Morehead State (12/14/96)

NCAA Record

TEAM RECORDS

Points

124 - Marshall vs. Milligan (11/25/95)

By visitor: 110 - South Alabama (11/30/88)

Points - Both Teams

236 - Marshall 121, UCF 115 ^{30T}(2/27/10)

In Reg: 221 - Marshall 111, South Alabama 110 (11/30/88)

Fewest Points - Both Teams

99 - Miami (Ohio) 51, Marshall 48 (1/28/04)

Assists

28 - Marshall vs. Rio Grande (12/14/07)

28 - Marshall vs. Shepherd (11/26/01)

28 - Marshall vs. Charleston (11/17/00)

28 - Marshall vs. Charleston (12/19/99)

Free Throws

43 - Marshall vs. UCF (2/27/10)

By visitor: 43 - Bowling Green (2/26/00)

Field Goals

52 - Marshall vs. CCNY (12/28/82)

3-Point Field Goals

19 - Marshall vs. Morehead State (12/14/96)

Southern Conference Record

Rebounds

62 - Marshall vs. CCNY (12/28/82)

Fouls

34 - by Delaware State vs. Marshall (1/2/85)

By Marshall: 30 - vs. Bowling Green (2/26/00)

CAM HENDERSON CENTER ADVANTAGE

Marshall averaged 6,150 fans during the 2011-12 season, the most in 17 seasons. The Thundering Herd has enjoyed a tremendous advantage in the Henderson Center since the facility opened in time for the 1981-82 season.

Year	Games	MU Rec.	Win %	Attend.	Avg.
2011-12	17	13-4	76.5%	104,557	6,150
2010-11	18	14-4	77.7%	99,430	5,524
2009-10	19	15-4	78.9%	104,143	5,481
2008-09	16	13-3	81.3%	77,946	4,872
2007-08	17	13-4	76.5%	85,710	5,042
2006-07	14	9-5	64.3%	49,617	3,544
2005-06	13	7-6	53.8%	52,657	4,051
2004-05	12	4-8	33.3%	48,060	4,005
2003-04	13	8-5	61.5%	57,637	4,434
2002-03	14	11-3	78.6%	53,828	3,845
2001-02	14	10-4	71.4%	68,084	4,863
2000-01	14	13-1	92.9%	83,125	5,938
1999-00	15	13-2	86.7%	74,393	4,960
1998-99	14	11-3	78.6%	73,305	5,236
1997-98	13	10-3	76.9%	60,204	4,631
1996-97	12	12-0	100.0%	60,453	5,038
1995-96	13	11-2	84.6%	72,106	5,547
1994-95	12	9-3	75.0%	78,154	6,513
1993-94	12	8-4	66.7%	48,765	4,064
1992-93	13	12-1	92.3%	64,236	4,941
1991-92	13	4-9	30.8%	60,771	4,675
1990-91	13	7-6	53.8%	87,409	6,724
1989-90	13	9-4	69.2%	86,105	6,623
1988-89	13	9-4	69.2%	84,509	6,501
1987-88	15	14-1	93.3%	127,389	8,493
1986-87	15	14-1	93.3%	131,328	8,755
1985-86	15	14-1	93.3%	133,733	8,916
1984-85	16	10-6	62.5%	136,663	8,541
1983-84	15	15-0	100.0%	131,992	8,799
1982-83	16	14-2	87.5%	99,910	6,244
1981-82	15	12-3	80.0%	117,680	7,845
TOTAL (31 yrs.)	444	338-106	76.1%	2,613,899	5,887

WE ARE... MARSHALL

•This season is the 175th anniversary of Marshall University and the **100th season** of Marshall men's basketball.

•How big is basketball in Huntington?...Consider this...Huntington's main thoroughfare that runs from I-64 to Third Avenue on the Marshall campus is named **Hal Greer** Boulevard, in honor of the Marshall basketball great, former Philadelphia 76er, and enshrinee in the Naismith Basketball Hall of Fame.

•**Hal Greer** was named one the NBA's 50 Greatest Players. The Huntington native was the first African-American to receive a scholarship at Marshall and the first to play intercollegiate athletics in West Virginia.

•**Cam Henderson**, the legendary Marshall coach whom the arena is named, invented the zone defense and the fast break. His style of play spread across the nation and changed basketball forever.

•When Marshall won the 1947 NAIB National Championship, more than 15,000 fans met the team when the squad returned to Huntington train station.

•Marshall's **Charlie Slack** holds the NCAA single season record for most rebounds per game (25.6, 1954-55).

•**Keith Veney** holds the NCAA Division I record with 15 made three-pointers in a game. In addition, the Herd's Ronald Blackshear connected on a NCAA record 11 consecutive three-pointers in a game.

•2005 NBA Coach of the Year **Mike D'Antoni** (now with the Los Angeles Lakers) is one of seven players at Marshall to have his number retired. D'Antoni was taken in both the NBA and ABA drafts and was selected as an Academic All-American.

•Current NCAA DI coaches that have coached the Herd are Billy Donovan (Florida), Dana Altman (Oregon) and Donnie Jones (UCF).

•**Hassan Whiteside** became the 21st Marshall University player to be taken in a professional draft when he went 33rd overall to the Sacramento Kings in the 2010 NBA Draft.

TOP 25 POLLS

AP Top 25 (Dec. 17)

Team	Record	Points
1 Duke (62)	9-0	1,622
2 Michigan (3)	11-0	1,543
3 Syracuse	9-0	1,465
4 Arizona	8-0	1,371
5 Louisville	9-1	1,362
6 Indiana	9-1	1,321
7 Ohio State	8-1	1,249
8 Florida	7-1	1,163
9 Kansas	8-1	1,110
10 Illinois	12-0	1,044
11 Cincinnati	10-0	967
12 Missouri	8-1	886
13 Minnesota	11-1	730
14 Gonzaga	10-1	710
15 Georgetown	9-1	579
16 New Mexico	11-0	548
17 Creighton	10-1	530
18 San Diego State	8-1	493
19 Butler	8-2	361
20 Michigan State	9-2	343
21 UNLV	8-1	315
22 Notre Dame	9-1	291
23 North Carolina	8-2	256
24 Oklahoma State	8-1	244
25 North Carolina State	7-2	198

OTHERS RECEIVING VOTES

Oregon 176, Pittsburgh 158, **Kentucky 41**, Wyoming 14, Marquette 8, Virginia Commonwealth 7, Wichita State 6, Connecticut 4, Murray State 4, Miami (FL) 3, Maryland 2, Bucknell 1

ESPN/USA Today Coaches Poll (Dec. 17)

Team	Record	Points
1 Duke (30)	9-0	774
2 Michigan (1)	11-0	743
3 Syracuse	9-0	695
4 Louisville	9-1	640
5 Arizona	8-0	632
6 Indiana	9-1	627
7 Ohio State	8-1	595
8 Kansas	8-1	552
9 Florida	7-1	532
10 Illinois	12-0	482
11 Cincinnati	10-0	460
12 Missouri	8-1	451
13 Creighton	10-1	351
14 Gonzaga	10-1	339
15 San Diego State	8-1	296
16 Minnesota	11-1	273
17 New Mexico	11-0	219
18 UNLV	8-1	216
19 North Carolina	8-2	187
19 Michigan State	9-2	187
21 Georgetown	9-1	180
22 Notre Dame	9-1	125
23 Kentucky	7-3	98
24 Oklahoma State	8-1	94
25 Butler	8-2	89

OTHERS RECEIVING VOTES

North Carolina State 84, Pittsburgh 74, Oregon 45, Virginia Commonwealth 11, Wyoming 8, Connecticut 6, Wichita State 5, Murray State 3, Oklahoma 2

2012-13 Opponents in BOLD

C-USA STANDINGS

Team	C-USA	Overall
Houston	0-0	8-2
East Carolina	0-0	7-2
SMU	0-0	8-3
Southern Miss	0-0	8-3
Tulane	0-0	8-3
Memphis	0-0	6-3
UCF	0-0	6-3
Marshall	0-0	7-5
Tulsa	0-0	6-5
UAB	0-0	5-6
UTEP	0-0	4-5
Rice	0-0	3-7

C-USA PLAYER OF THE WEEK

11/12	Freshman: James Woodard - Tulsa Player: Isaiah Sykes - UCF
11/19	Freshman: Marshall Guilmette - ECU Player: DeAndre Kane - Marshall
11/26	Freshman: James Woodard - Tulsa Player: Jonathan Mills - So. Miss
12/3	Freshman: Matt Williams - UCF Player: Jalen Jones - SMU
12/10	Freshman: Shaq Goodwin, Mem. Player: TaShawn Thomas, UH
12/17	Freshman: Danuel House, UH Player: Keith Clanton, UCF

PRESEASON PREDICTIONS

Athlon

1. Memphis
- 2. Marshall**
3. UCF
4. UTEP
5. Southern Miss
6. Houston
7. Rice
8. East Carolina
9. UAB
10. Tulane
11. SMU
12. Tulsa

Lindy's

1. Memphis
2. UCF
- 3. Marshall**
4. Houston
5. Tulane
6. UAB
7. UTEP
8. Southern Miss
9. East Carolina
10. Tulsa
11. Rice
12. SMU

CollegeBasketballTalk

1. Memphis
- 2. Marshall**
3. Houston
4. UTEP
5. UCF
6. Southern Miss
7. Tulane
8. East Carolina
9. UAB
10. Tulsa
11. SMU
12. Rice

NBCsports.com

1. Memphis
- 2. Marshall**
3. Houston
4. UTEP
5. UCF
6. Southern Miss
7. Tulane
8. East Carolina
9. UAB
10. Tulsa
11. SMU
12. Rice

HERRION VS. 2012-13 OPPONENTS

Team	Record	At MU	Last Meeting
Cincinnati	1-1	1-1	12/15/12 (L, 72-56)
Coppin State	1-0	1-0	12/8/12 (W, 69-63)
District of Columbia	1-0	1-0	11/16/12 (W, 80-58)
East Carolina	2-2	2-2	2/29/12 (L, 69-68 OT)
Hofstra	0-1	0-1	11/18/12 (L, 103-100 3OT)
Houston	3-0	3-0	2/22/12 (W, 66-58)
Longwood	1-0	1-0	11/9/12 (W, 81-47)
Memphis	1-4	1-4	3/10/12 (L, 83-57)
Morehead State	1-0	1-0	11/28/12 (W, 70-67)
Nevada	1-0	1-0	11/24/12 (W, 89-82)
Ohio	1-2	1-2	11/30/11 (L, 70-68)
Rice	2-0	2-0	1/7/12 (W, 63-61)
Savannah State	3-0	3-0	12/19/12 (W, 64-48)
SMU	3-0	3-0	3/7/12 (W, 74-56)
South Dakota State	0-1	0-1	11/17/12 (L, 78-77)
Southern Miss	4-1	4-1	3/9/12 (W, 73-62)
Tulane	2-0	2-0	2/1/12 (W, 63-44)
Tulsa	2-1	2-1	3/8/12 (W, 105-100 3OT)
UAB	1-3	1-3	1/25/12 (L, 56-49)
UCF	3-3	2-2	2/8/12 (L, 67-60)
UNC-Wilmington	5-1	2-0	12/1/12 (W, 61-58)
UTEP	1-2	1-2	1/5/12 (W, 76-60)
Villanova	1-1	0-1	11/11/12 (W, 80-68)
West Virginia	1-2	1-2	12/5/12 (L, 69-59)

HERRION VS. THE FIELD

Head coach Tom Herrion has proven to be one of the top coaches in the country. Herrion averaged 20 wins per season in four years behind the bench at the College of Charleston, posting a four-year mark of 80-38 and has brought that same success to Marshall.

Of the nine coaches in Conference USA with over four years of head coaching experience, Herrion has the second best winning percentage.

Conference USA Head Coaches by win % (Minimum 4 seasons as head coach)

Coch	Team	Career Record	Pct.
1. Larry Brown	SMU	185-64	.742
2. Tom Herrion	Marshall	130-69	.653
3. Tim Floyd	UTEP	372-213	.636
4. Donnie Tyndall	USM	122-88	.580
5. Jeff Lebo	ECU	251-190	.559
6. Ben Braun	Rice	605-473	.560
7. Donnie Jones	UCF	84-69	.553
8. James Dickey	Houston	188-169	.526
9. Ed Conroy	Tulane	126-169	.427

Herrion begins the 2012-13 season with the 33rd-best winning percentage among coaches with six or more years of experience with NCAA D1 teams.

National Winning Percentages (Minimum 6 seasons as DI head coach)

Coch	Team	Career Record [^]	Yrs.	Pct.
1. Roy Williams	UNC	675-169	24	.799
2. Mark Few	Gonzaga	342-90	13	.791
3. John Calipari	Kentucky	547-154	20	.766
4. Dave Rose	BYU	185-54	7	.774
5. Thad Matta	Ohio State	323-96	12	.771
6. Mike Krzyzewski	Duke	927-289	37	.762
7. Jamie Dixon	Pittsburgh	238-77	9	.755
8. Bill Self	Kansas	476-158	19	.750
9. Jim Boheim	Syracuse	890-304	37	.745
10. Larry Brown	SMU	177-61	8	.744
33. Tom Herrion	Marshall	123-64	6	.657

Along with his success amongst all coaches, Herrion is among the leaders in winning percentage of coaches at non "Big Six" conference schools.

Winning Percentage - Non "Big Six" Conference School Head Coaches (Minimum 6 seasons as DI head coach)

Coch	Team	Career Record [^]	Yrs.*	Pct.
1. Mark Few	Gonzaga	353-91	14	.795
2. Dave Rose	BYU	193-57	8	.772
3. Stew Morrill	Utah State	569-258	27	.688
4. Greg Marshall	Wichita St.	311-143	15	.685
5. Randy Bennett	St. Mary's	243-119	12	.671
6. Fran Dunphy	Temple	452-225	24	.667
7. Rick Byrd	Belmont	553-287	27	.658
8. Steve Alford	New Mexico	290-152	14	.656
9. Tom Herrion	Marshall	130-69	7	.653
10. Blaine Taylor	Old Domin.	379-202	19	.652

* Counting the 2012-13 season

[^] Record of coaching NCAA D1 teams

THE HERRION FILE



- Head Coach
- Third Season
- Merrimack, '89

Hometown: Oxford, Mass.

Education: Merrimack College (1989)

Playing Exp.: 1984-86 Merrimack College

Coaching Exp.: 1986-87 Merrimack College, Student Assistant Coach
1987-89 Cambridge (Mass.) Ridge and Latin H.S., JV Coach
1989-94 Merrimack College, Assistant Coach
1994-98 Providence College, Assistant Coach
1998-02 Univ. of Virginia, Assistant Coach
2002-06 College of Charleston, Head Coach
2007-10 Univ. of Pittsburgh, Associate Head Coach
2010- Marshall, Head Coach

Year-by-Year Record as Head Coach

Year	School	Overall	Conf.	Postseason
2002-03	College of Charleston	25-9	13-3	*SoCon South Div. Champs/NIT, 1-1
2003-04	College of Charleston	20-9	11-5	*SoCon South Div. Champs
2004-05	College of Charleston	18-10	10-6	
2005-06	College of Charleston	17-11	9-6	
2010-11	Marshall	22-12	9-7	*CIT, 0-1
2011-12	Marshall	21-14	9-7	*NIT, 0-1
2012-13	Marshall	7-5		

School	Years	Record	Conf.
College of Charleston	4	80-38	43-20
Marshall	3	50-30	18-14
Total	7	130-69	61-34

Year-by-Year Record as Assistant Coach

Year	School	Record	Conf.	Postseason
1986-87	Merrimack	13-16	7-7	
1989-90	Merrimack	16-14	11-7	
1990-91	Merrimack	21-9	14-4	NCAA II, 1-1
1991-92	Merrimack	18-14	9-9	NCAA II, 1-1
1992-93	Merrimack	11-16	7-11	
1993-94	Merrimack	11-17	7-11	
1994-95	Providence	17-13	7-11	NIT, 1-1
1995-96	Providence	18-12	9-9	NIT, 1-1
1996-97	Providence	24-12	10-8	NCAA I, 3-1 (Elite 8)
1997-98	Providence	13-16	7-11	
1998-99	Virginia	14-16	4-12	
1999-00	Virginia	19-12	9-7	NIT, 0-1
2000-01	Virginia	20-9	9-7	NCAA I, 0-1
2001-02	Virginia	17-9	7-9	NIT, 0-1
2007-08	Pittsburgh	27-10	10-8	*Big East Tournament Champions/NCAA I 1-1
2008-09	Pittsburgh	31-5	15-3	NCAA I, 3-1 (Elite 8)
2009-10	Pittsburgh	25-9	13-5	NCAA I, 1-1

School	Years	Record	Conf.
Merrimack	5	77-70	48-42
Providence	4	72-53	33-39
Virginia	4	70-46	29-35
Pittsburgh	3	83-24	38-16
Total	16	302-193	148-132

THE LAST TIME

BY MARSHALL

100 Points

100 at Hofstra (11/18/12)

100 Points in regulation

115 vs. Rio Grande (2/9/10)

100 Points in regulation vs. D1 team

100 vs. ECU (2/6/10)

45 Field Goals Made

48 vs. Salem International (12/3/09)

40 Field Goals Made

40 vs. Glenville State (11/15/10)

44 vs. Rio Grande (2/9/10)

75 Field Goals Attempted

78 vs. North Carolina (12/22/09)

Shot 60% From the Floor

69.0% (40-58) vs. Glenville State (11/15/10)

Shot 55% From the Floor

58.7% (37-63) vs. VMI (12/19/10)

10 3-Point FG's Made

10 at Hofstra (11/18/12)

15 3-Point FG's Made

16 at Akron (3/1/02)

Didn't Make a 3-Point FG

vs. Appalachian State, W 97-96, 679 gms* (2/27/89)

Shot 70% From 3-Point (Min. 9 att.)

77.8% (7-9) vs. Miami (Ohio) (3/6/04)

40 Free Throws Made

43 vs. UCF (2/27/10)

30 Free Throws Made

30 vs. FIU (11/29/10)

50 Free Throws Attempted

67 vs. UCF (2/27/10)

40 Free Throws Attempted

42 at Hofstra (11/18/12)

95% Free Throws (min. 10 attempted)

95.8% (23-24) vs. Rice (2/16/11)

50 Rebounds

53 vs. Morehead State (11/28/12)

25 Assists

28 vs. Rio Grande (2/9/10)

20 Assists

21 at Hofstra (11/18/12)

15 Steals

19 vs. Salem International (12/3/09)

10 Steals

12 vs. Longwood (11/9/12)

10 Blocks

10 vs. Southern Miss (1/8/11)

5 Turnovers or less

5 vs. East Carolina (2/11/12)

4 Turnovers or less

4 vs. Furman (1/17/83)

Played a ranked team

at No. 3 Syracuse, L 62-56 (12/6/11)

Beat a ranked team

No. 21 West Virginia in Charleston, W 75-71 (1/19/11)

Played an AP Top 10 team

at No. 3 Syracuse, L 62-56 (12/6/11)

Beat an AP Top 10 team

No. 9 West Virginia, W 58-52 (1/25/06)

Played an AP Top 5 team

at No. 3 Syracuse, L 62-56 (12/6/11)

Beat an AP Top 5 team

Never

Beat a BCS conference team

at Cincinnati (Big East), W 73-69 (11/25/11)

Beat a BCS conference team (Away)

Cincinnati (Big East), W 73-69 (11/25/11)

Played an overtime game

at Hofstra, L 103-100 (11/18/12)

Played a double-overtime game

vs. Hofstra, L 103-100 (11/18/12)

Played a triple-overtime game

vs. Tulsa, W 105-100 (3/8/12)

6 Players in Double Figure Scoring

vs. Glenville State (11/15/10): Johnny Thomas

16, DeAndre Kane 14, Tirrell Baines 13, Shaquille

Johnson 11, Johnny Higgins 10, Dago Pena 10.

5 Players in Double Figure Scoring

vs. West Virginia Tech (12/21/11): Dago Pena 28,

Damier Pitts 17, DeAndre Kane 16, Justin Coleman

12, Dennis Tinnon 12

2 Double-Doubles in one game

Damier Pitts 19 pts./11 assists, Dennis Tinnon 24

pts./10 rebs. vs. Belmont (12/19/11)

BY A MARSHALL PLAYER

40 Points

40 by DeAndre Kane vs. Tulsa (3/8/12)

30 Points

33 by DeAndre Kane at Hofstra (11/18/12)

20 Rebounds

20 by Tyler Wilkerson vs. N.C. A&T (11/15/09)

15 Rebounds

15 by Dennis Tinnon vs. SMU (3/7/12)

15 Field Goals Made

15 by DeAndre Kane vs. Tulsa (3/8/12)

10 Field Goals Made

10 by DeAndre Kane at Hofstra (11/18/12)

25 Field Goals Attempted

32 by DeAndre Kane vs. Tulsa (3/8/12)

20 Field Goals Attempted

23 by DeAndre Kane at Hofstra (11/18/12)

8 3-Point Field Goals Made

8 by Dago Pena vs. WVU Tech (2/3/03)

7 3-Point Field Goals Made

7 by Chris Lutz at UTEP (2/14/09)

15 3-Point Field Goals Attempted

18 by Chris Lutz at UTEP (2/14/09)

15 Free Throws Made

15 by Damier Pitts vs. Western Carolina (3/16/10)

15 Free Throws Attempted

15 by DeAndre Kane at Hofstra (11/8/12)

15 Assists

15 by Cornelius Jackson vs. Central Mich. (12/30/99)

13 Assists

13 by DeAndre Kane vs. Nevada (11/24/12)

10 Assists

13 by DeAndre Kane vs. Nevada (11/24/12)

7 Steals

7 by Travis Young vs. Rio Grande (12/15/99)

6 Steals

6 by Chris Lutz vs. Morgan State (11/21/08)

5 Steals

5 by Nigel Spikes vs. Longwood (11/9/12)

7 Blocks

13 by Hassan Whiteside vs. UCF (2/27/10)

6 Blocks

6 by Hassan Whiteside vs. Tulsa (3/11/10)

5 Blocks

5 by Robert Goff at Memphis (1/28/12)

A Triple-Double

DeAndre Kane at Hofstra (11/18/12)

33 points, 11 rebounds, 10 assists

BY AN OPPONENT

100 Points

103 by Hofstra 11/18/12

Shot 60% From the Floor

60.4% (32-53) by Tulane (2/7/09)

Shot 55% From the Floor

59.1% (26-44) by Memphis (3/10/12)

Shot 50% From the Floor

50.0% (23-46) by Villanova (11/11/12)

40 Field Goals Made

40 by UCF (2/27/10)

75 Field Goals Attempted

77 by VMI (12/19/10)

Shot 50% From 3-Point FG

52.4% (11-21) by South Dakota State (11/17/12)

10 3-Point Field Goals Made

11 by South Dakota State (11/18/12)

30 3-Point Field Goals Attempted

31 by VMI (12/19/10)

30 Free Throws Made

31 by James Madison (12/22/10)

40 Free Throws Attempted

57 by Hofstra (11/18/12)

50 Rebounds

53 by North Carolina (12/22/09)

25 Assists

27 by UCF (2/27/10)

15 Steals

18 by East Carolina (2/12/11)

10 Blocks

11 by UCF (1/5/11)

0 Three Pointers Made

0-for-7 by Savannah State (12/19/12)

BY AN OPPOSING PLAYER

40 Points

45 by Derrick Dial, Eastern Michigan (1/5/98)

30 Points

33 by Darrius Morrow, East Carolina (1/22/11)

25 Points

26 by Craig Ponder, UNCW (12/1/12)

15 Rebounds

15 by Stan Okoye, VMI (12/19/10)

10 Field Goals Made

11 by Craig Ponder, UNCW (12/1/12)

20 Field Goals Attempted

20 by Shaquille Stokes, Hofstra (11/18/12)

8 3-Point Field Goals Made

10 by Jason Stewart, Miami (Ohio) (3/6/00)

15 3-Point Field Goals Attempted

16 by Mike O'Donnell, UCF (2/23/08)

10 Free Throws Made

14 by Steven Idlet, Tulsa (3/8/12)

15 Free Throws Attempted

18 by Steven Idlet, Tulsa (3/8/12)

13 Assists

13 by A.J. Rompza, UCF (2/27/10)

7 Assists

10 by Nate Walters, South Dakota State (11/17/12)

5 Steals

5 by Erin Straughn, East Carolina (2/12/11)

5 Blocks

6 by Terrence Jennings, Louisville (11/27/10)

* at the beginning of the season

(*SCHOOL RECORD/#C-USA RECORD)

o - CHRIS MARTIN



- Made his first career start against Coppin State
 - All but eight made field goals have come from three-point range
 - Played in more minutes this season through three games (77) than all of 18 games of last season combined (73)
 - Scored in double-digits for the second time against Hofstra with 12 points on 4-of-9 shooting from three
- Last Season**
- Played in 18 games last season
 - Made 5-of-15 three-pointers

	Sea.	Car.
10+ Pts:	2	2
20+ Pts:		
5+ Rebs:		
10+ Rebs:		
5+ Asts:		
Double-D:		

MARTIN'S HIGHS

Points

S: 13, at Villanova (11/11/12)

C: Same

Field Goals Made

S: 5, at Villanova (11/11/12)

C: Same

Field Goals Attempted

S: 11, vs. Longwood (11/9/12)

C: Same

3PT Field Goals Made

S: 4, at Hofstra (11/18/12)

C: Same

3PT Field Goals Attempted

S: 9, at Hofstra (11/18/12)

C: Same

Made Free Throws

S: 3, 2x, last vs. Sav. St.(12/19/12)

C: Same

Free Throws Attempted

S: 7, vs. Savannah St. (12/19/12)

C: Same

Rebounds

S: 2, 3x, last vs. MSU (11/28/12)

C: Same

Assists

S: 3, 2x, last vs. SDSU (11/17/12)

C: 3, 3x, last vs. SDSU (11/17/12)

Turnovers

S: 4, vs. Cincinnati (12/15/12)

C: Same

Steals

S: 4, vs. Savannah St. (12/19/12)

C: Same

Minutes

S: 32, at Hofstra (11/18/12)

C: Same

GAME-BY-GAME

Opponent	Date	gs	min	Total		3-Pointers		Free throws		Rebounds				pf	a	t/o	blk	stl	pts	avg
				fg-fga	pct	3fg-fga	pct	ft-fga	pct	off	def	tot	avg							
LONGWOOD	11/9/12		23	3-8	.375	1-5	.200	0-0	.000	0	1	1	1.0	2	2	1	0	0	7	7.0
at Villanova	11/11/12		26	5-11	.455	3-8	.375	0-0	.000	1	0	1	1.0	3	3	1	0	1	13	10.0
vs District of Columbia	11/16/12		28	2-8	.250	1-5	.200	3-4	.750	1	1	2	1.3	2	1	1	0	3	8	9.3
vs South Dakota State	11/17/12		23	2-6	.333	1-4	.250	0-1	.000	0	2	2	1.5	2	3	0	0	1	5	8.3
at Hofstra	11/18/12		32	4-9	.444	4-9	.444	0-0	.000	0	0	0	1.2	4	2	1	0	0	12	9.0
NEVADA	11/24/12		12	0-2	.000	0-2	.000	0-0	.000	0	0	0	1.0	2	0	2	0	0	0	7.5
MOREHEAD STATE	11/28/12		21	1-2	.500	0-1	.000	2-4	.500	0	2	2	1.1	0	0	2	0	0	4	7.0
UNC WILMINGTON	12/1/12		18	1-3	.333	1-2	.500	0-0	.000	0	1	1	1.1	2	1	3	0	0	3	6.5
vs West Virginia	12/5/12		11	0-4	.000	0-1	.000	0-0	.000	0	0	0	1.0	1	0	0	0	1	0	5.8
COPPIN STATE	12/8/12	*	7	0-2	.000	0-1	.000	0-0	.000	0	0	0	0.9	0	0	1	0	0	0	5.2
CINCINNATI	12/15/12	*	12	0-1	.000	0-0	.000	0-0	.000	0	1	1	0.9	1	1	4	0	2	0	4.7
SAVANNAH STATE	12/19/12		25	2-7	.286	1-2	.500	3-7	.429	0	3	3	1.1	0	2	3	0	4	8	5.0
Totals		2	238	20-63	.317	12-40	.300	8-16	.500	2	11	13	1.1	19	15	19	0	12	60	5.0

Games played: 12
Minutes/game: 19.8
Points/game: 5.0
FG Pct: 31.7
3FG Pct: 30.0
FT Pct: 50.0

Rebounds/game: 1.1
Assists/game: 1.3
Turnovers/game: 1.6
Assist/turnover ratio: 0.8
Steals/game: 1.0

MARTIN'S CAREER STATS

			Total		3-Point		F-Throws		Rebounds											Scoring	
Season	gp-gs	min/avg	fg-fga	pct	fg-fga	pct	ft-fga	pct	off	def	tot	avg	pf	fo	ast	to	blk	stl	pts	avg	
2011-12	18-0	73/4.1	8-22	.364	5-15	.333	2-5	.400	0	6	6	0.3	5	0	4	4	0	4	23	1.3	
2012-13	12-2	238/19.8	20-63	.317	12-40	.300	8-16	.500	2	11	13	1.1	19	0	15	19	0	12	60	5.0	
TOTAL	30-2	311/10.4	28-85	.329	17-55	.309	10-21	.476	2	17	19	0.6	24	0	19	23	0	16	83	2.8	

1 - DENNIS TINNON



Preseason All-Conference USA Second Team

- Ranks 47th in the NCAA with 9.2 rebounds per game
- Matched a career-high with 24 points against Nevada
- Is a career 6-of-14 from 3pt range
- Recorded his 14th career double-double against Morehead State
- Ranked as the ninth-best rebounder by ESPN.com (10/29)
- Ranked as the 18th best power forward by NBCsports.com (11/1)

- C-USA's top returning rebounder

Last Season

- One of 21 players to average a double-double (10.2 points, 10.0 rebounds)
- 10.0 rebounds ranked third in C-USA and 22nd in the NCAA
- It was the most boards by a Marshall player since J.R. Vanhoose averaged 10.6 per game in 2001-02.
- Led C-USA and ranked fourth in the NCAA in offensive rebounds per game (4.0)
- C-USA All-Defensive Team

	Sea.	Car.
10+ Pts:	7	24
20+ Pts:	1	3
5+ Rebs:	11	42
10+ Rebs:	4	24
5+ Asts:		
Double-D:	3	15

TINNON'S HIGHS

Points

S: 24, vs. Nevada (11/24/12)

C: 24, 2x, last vs. Nevada (11/24/12)

Field Goals Made

S: 9, vs. Nevada (11/24/12)

C: Same

Field Goals Attempted

S: 14, vs. UDC (11/16/12)

C: 14, vs. UDC (11/16/12)

3PT Field Goals Made

S: 2, vs. Nevada (11/24/12)

C: Same

3PT Field Goals Attempted

S: 3, vs. Nevada (11/24/12)

C: Same

Made Free Throws

S: 6, at Villanova (11/11/12)

C: 8, vs. Belmont (12/19/11)

Free Throws Attempted

S: 9, at Villanova (11/11/12)

C: 10, vs. Ohio (12/1/11)

Rebounds

S: 16, vs. MSU (11/28/12)

C: 19, at UAB (11/11/12)

Assists

S: 3, at Hofstra (11/18/12)

C: 4, vs. UTEP (1/4/12)

Turnovers

S: 6, vs. Savannah St. (12/19/12)

C: Same

Blocked Shots

S: 1, 6x, last vs. CSU (12/8/12)

C: 2, vs. Belmont (12/19/11)

Steals

S: 2, vs. SDSU (11/17/12)

C: 3, vs. UTEP (1/4/12)

Minutes

S: 36, at Villanova (11/11/12)

C: 50, vs. Tulsa (3/8/12)

GAME-BY-GAME

2011-12 Tinnon, Dennis

Opponent	Date	gs	min	Total		3-Pointers		Free throws		Rebounds				pf	a	t/o	blk	stl	pts	avg	
				fg-fga	pct	3fg-fga	pct	ft-fa	pct	off	def	tot	avg								
LONGWOOD	11/9/12	*	24	2-8	.250	0-0	.000	0-0	.000	3	2	5	5.0	4	2	3	1	1	4	4.0	
at Villanova	11/11/12	*	36	4-7	.571	1-2	.500	6-9	.667	1	8	9	7.0	4	1	4	0	1	15	9.5	
vs District of Columbia	11/16/12		27	7-14	.500	0-2	.000	3-3	1.000	3	9	12	8.7	1	2	1	0	1	17	12.0	
vs South Dakota State	11/17/12	*	35	4-7	.571	1-1	1.000	1-3	.333	3	6	9	8.8	1	0	1	1	2	10	11.5	
at Hofstra	11/18/12	*	29	2-6	.333	0-1	.000	2-2	1.000	3	3	6	8.2	5	3	1	0	0	6	10.4	
NEVADA	11/24/12	*	34	9-12	.750	2-3	.667	4-4	1.000	2	4	6	7.8	3	2	0	1	1	24	12.7	
MOREHEAD STATE	11/28/12	*	35	5-10	.500	0-1	.000	2-4	.500	6	10	16	9.0	2	0	2	1	0	12	12.6	
UNC WILMINGTON	12/1/12	*	35	3-12	.250	0-1	.000	1-1	1.000	5	7	12	9.4	2	0	1	1	1	7	11.9	
vs West Virginia	12/5/12	*	30	0-4	.000	0-0	.000	4-6	.667	2	5	7	9.1	4	1	3	0	0	4	11.0	
COPPIN STATE	12/8/12	*	32	6-12	.500	0-1	.000	3-3	1.000	7	8	15	9.7	0	1	1	1	0	15	11.4	
CINCINNATI	12/15/12	*	33	0-3	.000	0-0	.000	2-6	.333	0	7	7	9.5	2	3	4	0	0	2	10.5	
SAVANNAH STATE	12/19/12	*	26	6-7	.857	0-0	.000	2-2	1.000	1	5	6	9.2	4	2	6	0	1	14	10.8	
Totals			11	376	48-102	.471	4-12	.333	30-43	.698	36	74	110	9.2	32	17	27	6	8	130	10.8

Games played: 12
Minutes/game: 31.3
Points/game: 10.8
FG Pct: 47.1
3FG Pct: 33.3
FT Pct: 69.8

Rebounds/game: 9.2
Assists/game: 1.4
Turnovers/game: 2.3
Assist/turnover ratio: 0.6
Steals/game: 0.7
Blocks/game: 0.5

TINNON'S CAREER STATS

Season	gp-gs	min/avg	Total		3-Point		F-Throws		Rebounds				Scoring					
			fg-fga	pct	fg-fga	pct	ft-fa	pct	off	def	tot	avg	pf	fo	ast	to	blk	stl
2011-12	35-35	1024/29.3	143-258	.554	2-2	1.000	68-94	.723	141	208	349	10.0	98	1	32	47	10	24
2012-13	12-11	376/31.3	48-102	.471	4-12	.333	30-43	.698	36	74	110	9.2	32	1	17	27	6	8
TOTAL	47-46	1400/29.8	191-360	.531	6-14	.429	98-137	.715	177	282	459	9.8	130	2	49	74	16	32

2 - ROBERT GOFF



- Missed two games due to a head injury sustained at practice on Nov. 20,
- Has made 9-of-18 field goal attempts

	Sea.	Car.
10+ Pts:		8
20+ Pts:		
5+ Rebs:	2	19
10+ Rebs:		2
5+ Asts:		
Double-D:		2

GOFF'S HIGHS

Points

S: 7, 2x, last vs. Cincinnati (12/15/12)
C: 13, vs. Alabama State (11/11/11)

Field Goals Made

S: 3, vs. SDSU (11/17/12)
C: 5, 4x, last vs. ECU (2/11/12)

Field Goals Attempted

S: 4, vs. UDC (11/16/12)
C: 10, 2x, last at Syracuse (12/6/11)

3PT Field Goals Made

S:
C:

3PT Field Goals Attempted

S:
C:

Made Free Throws

S: 3, 2x, last vs. Sav. St. (12/19/12)
C: 5, vs. Alabama State (11/11/11)

Free Throws Attempted

S: 7, at Hofstra (11/18/12)
C: 11, vs. High Point (12/18/11)

Rebounds

S: 9, vs. Longwood (11/9/12)
C: 11, at Belmont (12/29/11)

Assists

S: 3, vs. Savannah St. (12/19/12)
C: 3, 4x, last vs. Sav. St. (12/19/12)

Turnovers

S: 3, 3x, last vs. Cincy (12/15/12)
C: 3, 6x, last vs. Cincy (12/15/12)

Blocked Shots

S: 3, at Hofstra (11/18/12)
C: 5, at Memphis (1/28/12)

Steals

S: 1, 2x, last vs. Sav. St. (12/19/12)
C: 2, vs. High Point (12/18/11)

Minutes

S: 19, at Villanova (11/11/12)
C: 32, 2x, last vs. UAB (1/25/12)

GAME-BY-GAME

Opponent	Date	gs	min	Total		3-Pointers		Free throws		Rebounds				pf	a	l/o	blk	stl	pts	avg
				fg-fga	pct	3fg-fga	pct	ft-fa	pct	off	def	tot	avg							
LONGWOOD	11/9/12	*	17	2-3	.667	0-0	.000	3-4	.750	5	4	9	9.0	4	1	3	0	0	7	7.0
at Villanova	11/11/12	*	19	1-2	.500	0-0	.000	0-0	.000	1	1	2	5.5	4	0	0	1	1	2	4.5
vs District of Columbia	11/16/12	*	25	1-4	.250	0-0	.000	2-2	1.000	1	1	2	4.3	2	1	1	1	0	4	4.3
vs South Dakota State	11/17/12		18	3-3	1.000	0-0	.000	0-1	.000	3	2	5	4.5	3	0	3	1	0	6	4.8
at Hofstra	11/18/12		10	0-1	.000	0-0	.000	1-7	.143	1	0	1	3.8	4	0	1	3	0	1	4.0
UNC WILMINGTON	12/1/12		12	0-1	.000	0-0	.000	0-0	.000	0	1	1	3.3	1	0	1	0	1	0	3.3
vs West Virginia	12/5/12		20	0-0	.000	0-0	.000	0-2	.000	2	2	4	3.4	4	0	1	1	0	0	2.9
CINCINNATI	12/15/12		15	2-4	.500	0-0	.000	3-4	.750	1	3	4	3.5	4	0	3	0	0	7	3.4
SAVANNAH STATE	12/19/12		17	1-2	.500	0-0	.000	3-4	.750	1	2	3	3.4	0	3	2	2	1	5	3.6
Totals			3	153	10-20	.500	0-0	.000	12-24	.500	15	16	31	3.4	26	5	15	9	32	3.6


Games played: 9
 Minutes/game: 17.0
 Points/game: 3.6
 FG Pct: 50.0
 FT Pct: 50.0

Rebounds/game: 3.4
 Assists/game: 0.6
 Turnovers/game: 1.7
 Assist/turnover ratio: 0.3
 Steals/game: 0.3
 Blocks/game: 1.0

GOFF'S CAREER STATS

			Total		3-Point		F-Throws		Rebounds										Scoring	
Season	gp-gs	min/avg	fg-fga	pct	fg-fga	pct	ft-fga	pct	off	def	tot	avg	pf	fo	ast	to	blk	stl	pts	avg
2011-12	35-33	851/24.3	84-182	.462	0-0	.000	44-95	.463	64	96	160	4.6	115	6	21	31	38	16	212	6.1
2012-13	9-3	153/17.0	10-20	.500	0-0	.000	12-24	.500	15	16	31	3.4	26	0	5	15	9	3	32	3.6
TOTAL	44-36	1004/22.8	94-202	.465	0-0	.000	56-119	.471	79	112	191	4.3	141	6	26	46	47	19	244	5.5

11 - NIGEL SPIKES



- Ranked in the top 60 in the NCAA with 8.7 rebounds per game
- 12 of his 27 field goals made are dunks
- 9 offensive boards against UNCW was a career high
- Tied a career high with 13 points vs. Morehead State
- Leads the team with 46 offensive rebounds
- 14 rebounds against Nevada was the second-highest single-game total of his career
- Played at least 25 minutes a game 12 times in three seasons before playing that many 8 times this season
- If Marshall makes a postseason tournament this season, Spikes will be the first Herd player ever to play in four postseasons

Last Season

- Averaged 4.1 points and 4.8 rebounds coming off of knee surgery. He missed the team's first six games

	Sea.	Car.
10+ Pts:	3	9
20+ Pts:		
5+ Rebs:	11	47
10+ Rebs:	4	12
5+ Asts:		
Double-D:	1	3

SPIKES' HIGHS

Points

S: 13, vs. MSU (11/28/12)

C: 13, 3x, last vs MSU (11/28/12)

Field Goals Made

S: 4, 3x, last vs. MSU (11/28/12)

C: 6, vs. VMI (12/19/10)

Field Goals Attempted

S: 9, vs. Coppin St. (12/8/12)

C: 9, 2x, last vs. Coppin St. (12/8/12)

3PT Field Goals Made

S:

C:

3PT Field Goals Attempted

S:

C:

Made Free Throws

S: 5, vs. MSU (11/28/12)

C: 7, at SMU (2/18/12)

Free Throws Attempted

S: 9, vs. UNCW (12/1/12)

C: 13, at Southern Miss (2/5/11)

Rebounds

S: 14, vs. Nevada (11/24/12)

C: 19, vs. Ohio (3/15/11)

Assists

S: 2, vs. Cincinnati (12/15/12)

C: 10, vs. Salem (12/3/09)

Turnovers

S: 3, 2x, last vs. UDC (11/16/12)

C: 4, at ECU (2/12/11)

Blocked Shots

S: 4, vs. UDC (11/16/12)

C: 4, 2x, last vs. UDC (11/16/12)

Steals

S: 5, vs. Longwood (11/9/12)

C: 5, vs. Longwood (11/9/12)

Minutes

S: 32, vs. Coppin St. (12/8/12)

C: 32, 2x, last vs. Coppin St. (12/8/12)

GAME-BY-GAME

Opponent	Date	gs	min	Total		3-Pointers		Free throws		Rebounds				pf	a	t/o	blk	stl	pts	avg	
				fg-fga	pct	3fg-fga	pct	ft-fa	pct	off	def	tot	avg								
LONGWOOD	11/9/12	*	25	4-5	.800	0-0	.000	2-7	.286	4	5	9	9.0	1	0	3	1	5	10	10.0	
at Villanova	11/11/12	*	15	0-1	.000	0-0	.000	0-0	.000	0	2	2	5.5	4	0	0	0	0	0	5.0	
vs District of Columbia	11/16/12	*	24	4-5	.800	0-0	.000	0-1	.000	2	10	12	7.7	3	1	3	4	0	8	6.0	
vs South Dakota State	11/17/12	*	29	2-4	.500	0-0	.000	2-2	1.000	4	3	7	7.5	4	0	0	1	0	6	6.0	
at Hofstra	11/18/12	*	26	3-6	.500	0-0	.000	3-6	.500	2	5	7	7.4	4	0	1	1	0	9	6.6	
NEVADA	11/24/12	*	28	3-3	1.000	0-0	.000	1-4	.250	5	9	14	8.5	4	0	1	2	0	7	6.7	
MOREHEAD STATE	11/28/12	*	28	4-6	.667	0-0	.000	5-8	.625	6	3	9	8.6	5	1	2	1	0	13	7.6	
UNC WILMINGTON	12/1/12	*	28	3-4	.750	0-0	.000	4-9	.444	9	4	13	9.1	2	0	2	0	2	10	7.9	
vs West Virginia	12/5/12	*	23	1-3	.333	0-0	.000	5-9	.556	1	7	8	9.0	5	1	2	3	0	7	7.8	
COPPIN STATE	12/8/12	*	32	2-9	.222	0-0	.000	2-4	.500	6	5	11	9.2	0	1	2	1	1	6	7.6	
CINCINNATI	12/15/12	*	31	0-6	.000	0-0	.000	1-4	.250	4	2	6	8.9	2	2	1	0	0	1	7.0	
SAVANNAH STATE	12/19/12	*	27	1-4	.250	0-0	.000	5-8	.625	3	3	6	8.7	0	2	0	1	0	7	7.0	
Totals			12	316	27-56	.482	0-0	.000	30-62	.484	46	58	104	8.7	34	8	17	15	8	84	7.0

Games played: 12
Minutes/game: 26.3
Points/game: 7.0
FG Pct: 48.2
FT Pct: 48.4

Rebounds/game: 8.7
Assists/game: 0.7
Turnovers/game: 1.4
Assist/turnover ratio: 0.5
Steals/game: 0.7
Blocks/game: 1.3

SPIKES' CAREER STATS

			Total		3-Point		F-Throws		Rebounds											Scoring	
Season	gp-gs	min/avg	fg-fga	pct	fg-fga	pct	ft-fa	pct	off	def	tot	avg	pf	fo	ast	to	blk	stl	pts	avg	
2009-10	29-1	243/8.4	23-40	.575	0-0	.000	17-33	.515	21	47	68	2.3	48	2	7	11	8	6	63	2.2	
2010-11	32-32	649/20.3	56-101	.554	0-0	.000	51-101	.505	60	130	190	5.9	98	5	9	30	32	12	163	5.1	
2011-12	29-0	485/16.7	46-88	.523	0-0	.000	28-51	.549	56	83	139	4.8	75	3	6	26	23	20	120	4.1	
2012-13	12-12	316/26.3	27-56	.482	0-0	.000	30-62	.484	46	58	104	8.7	34	2	8	17	15	8	84	7.0	
TOTAL	102-45	1693/16.6	152-285	.533	0-0	.000	126-247	.510	183	318	501	4.9	255	12	30	84	78	46	430	4.2	

15 - DEVINCE BOYKINS



- Played a career high 14 minutes against Cincinnati and Savannah State
- Scored his first career points on his second-ever shot attempt, a three-pointer against Coppin State
- Made career debut on Dec. 1 against UNCW and played two minutes
- Missed the first seven games of the season with a right knee injury
- Redshirted the 2011-12 season

	Sea.	Car.
10+ Pts:		*
20+ Pts:		*
5+ Rebs:		*
10+ Rebs:		*
5+ Asts:		*
Double-D:		*
* Same as season		

BOYKINS' HIGHS

Points

S: 3, vs. Coppin St. (12/8/12)
C: Same

Field Goals Made

S: 1, vs. Coppin St. (12/8/12)
C: Same

Field Goals Attempted

S: 3, 2x, last vs. Sav. St. (12/19/12)
C: Same

3PT Field Goals Made

S: 1, vs. Coppin St. (12/8/12)
C: Same

3PT Field Goals Attempted

S: 3, vs. Coppin St. (12/8/12)
C: Same

Made Free Throws

S:
C:

Free Throws Attempted

S:
C:

Rebounds

S: 3, vs. Coppin St. (12/8/12)
C: Same

Assists

S: 1, 2x, last vs. Cincinnati (12/15/12)
C: Same

Turnovers

S: 1, 2x, last vs. Cincinnati (12/15/12)
C: Same

Blocked Shots

S:
C:

Steals

S: 1, 2x, last vs. Cincinnati (12/15/12)
C: Same

Minutes

S: 14, vs. Cincinnati (12/15/12)
C: Same

GAME-BY-GAME

Opponent	Date	gs	min	Total		3-Pointers		Free throws		Rebounds				pf	a	t/o	blk	stl	pts	avg
				fg-fga	pct	3fg-fga	pct	ft-fa	pct	off	def	tot	avg							
UNC WILMINGTON	12/1/12	2		0-0	.000	0-0	.000	0-0	.000	0	0	0	0.0	0	0	0	0	0	0.0	
vs West Virginia	12/5/12	1		0-0	.000	0-0	.000	0-0	.000	0	0	0	0.0	0	0	0	0	0	0.0	
COPPIN STATE	12/8/12	11		1-3	.333	1-3	.333	0-0	.000	0	3	3	1.0	0	1	1	0	1	3	1.0
CINCINNATI	12/15/12	14		0-0	.000	0-0	.000	0-1	.000	1	0	1	1.0	0	1	1	0	1	0	0.8
SAVANNAH STATE	12/19/12	14		0-3	.000	0-2	.000	0-0	.000	0	2	2	1.2	1	0	1	0	0	0	0.6
Totals		0	42	1-6	.167	1-5	.200	0-1	.000	1	5	6	1.2	1	2	3	0	2	3	0.6

Games played: 5
 Minutes/game: 8.4
 Points/game: 0.6
 FG Pct: 16.7
 3FG Pct: 20.0
 FT Pct: 0.0

Rebounds/game: 1.2
 Assists/game: 0.4
 Turnovers/game: 0.6
 Assist/turnover ratio: 0.7
 Steals/game: 0.4

BOYKINS' CAREER STATS

			Total		3-Point		F-Throws		Rebounds											Scoring	
Season	gp-gs	min/avg	fg-fga	pct	fg-fga	pct	ft-fa	pct	off	def	tot	avg	pf	fo	ast	to	blk	stl	pts	avg	
2012-13	5-0	42/8.4	1-6	.167	1-5	.200	0-1	.000	1	5	6	1.2	1	0	2	3	0	2	3	0.6	
TOTAL	5-0	42/8.4	1-6	.167	1-5	.200	0-1	.000	1	5	6	1.2	1	0	2	3	0	2	3	0.6	

23 - D.D. SCARVER



- Tied for 15th in the NCAA with 34 made threes this season
- Has made at least one three-pointer in every game
- Led the team in scoring in four consecutive games
- Leads the team in free throw percentage
- Has scored in double-figures in all but one game this season (UDC)
- Scored a season-high 22 points against Big East opponent Villanova

	Sea.	Car.
10+ Pts:	11	*
20+ Pts:	3	*
5+ Rebs:	1	*
10+ Rebs:		*
5+ Asts:		*
Double-D:		*
* Same as season		

SCARVER'S HIGHS

Points

S: 22, at Villanova (11/11/12)

C: Same

Field Goals Made

S: 8, at Villanova (11/11/12)

C: Same

Field Goals Attempted

S: 14, 2x last vs. Nevada (11/24/12)

C: Same

3PT Field Goals Made

S: 5, 2x, last vs. Cincinnati (12/15/12)

C: Same

3PT Field Goals Attempted

S: 9, vs. Coppin St. (12/8/12)

C: Same

Made Free Throws

S: 12, vs. MSU (11/28/12)

C: Same

Free Throws Attempted

S: 13, vs. MSU (11/28/12)

C: Same

Rebounds

S: 5, vs. Coppin St. (12/8/12)

C: Same

Assists

S: 3, at Hofstra (11/18/12)

C: Same

Turnovers

S: 3, 2x, last vs. WVU (12/5/12)

C: Same

Blocked Shots

S: 1, 3x, last vs. Cincy (12/15/12)

C: Same

Steals

S: 3, vs. Longwood (11/9/12)

C: Same

Minutes

S: 35, at Hofstra (11/18/12)

C: Same

GAME-BY-GAME

				Total		3-Pointers		Free throws		Rebounds											
Opponent	Date	gs	min	fg-fga	pct	3fg-fga	pct	ft-fa	pct	off	def	tot	avg	pf	a	t/o	blk	stl	pts	avg	
LONGWOOD	11/9/12	*	19	6-10	.600	3-4	.750	3-3	1.000	0	3	3	3.0	0	0	2	0	3	18	18.0	
at Villanova	11/11/12	*	27	8-14	.571	5-7	.714	1-2	.500	0	1	1	2.0	3	2	3	0	1	22	20.0	
vs District of Columbia	11/16/12	*	22	3-10	.300	1-6	.167	0-0	.000	0	1	1	1.7	1	1	0	0	0	7	15.7	
vs South Dakota State	11/17/12	*	21	4-9	.444	2-6	.333	0-0	.000	0	1	1	1.5	2	1	0	0	0	10	14.3	
at Hofstra	11/18/12	*	35	3-10	.300	2-7	.286	2-3	.667	0	4	4	2.0	5	3	2	1	1	10	13.4	
NEVADA	11/24/12	*	29	5-14	.357	2-6	.333	3-3	1.000	2	1	3	2.2	2	2	0	0	0	15	13.7	
MOREHEAD STATE	11/28/12	*	26	2-10	.200	1-7	.143	12-13	.923	0	3	3	2.3	2	1	2	0	0	17	14.1	
UNC WILMINGTON	12/1/12	*	27	4-11	.364	2-6	.333	2-2	1.000	0	0	0	2.0	2	0	3	1	1	12	13.9	
vs West Virginia	12/5/12	*	33	5-13	.385	4-8	.500	3-4	.750	0	4	4	2.2	0	2	3	0	1	17	14.2	
COPPIN STATE	12/8/12	*	26	7-13	.538	4-9	.444	2-2	1.000	2	3	5	2.5	2	2	2	0	2	20	14.8	
CINCINNATI	12/15/12	*	28	7-16	.438	5-7	.714	1-2	.500	3	1	4	2.6	2	1	1	1	0	20	15.3	
SAVANNAH STATE	12/19/12	*	34	5-11	.455	3-6	.500	5-7	.714	0	2	2	2.6	2	2	3	0	0	18	15.5	
Totals			12	327	59-141	.418	34-79	.430	34-41	.829	7	24	31	2.6	23	17	21	3	9	186	15.5


Games played: 12
Minutes/game: 27.3
Points/game: 15.5
FG Pct: 41.8
3FG Pct: 43.0
FT Pct: 82.9

Rebounds/game: 2.6
Assists/game: 1.4
Turnovers/game: 1.8
Assist/turnover ratio: 0.8
Steals/game: 0.8
Blocks/game: 0.3

SCARVER'S CAREER STATS

Season	gp-gs	min/avg	Total		3-Point		F-Throws		Rebounds				Scoring					
			fg-fga	pct	fg-fga	pct	ft-fa	pct	off	def	tot	avg	pf	fo	ast	to	blk	stl
2012-13	12-12	327/27.3	59-141	.418	34-79	.430	34-41	.829	7	24	31	2.6	23	1	17	21	3	9
TOTAL	12-12	327/27.3	59-141	.418	34-79	.430	34-41	.829	7	24	31	2.6	23	1	17	21	3	9

24 - ELIJAH PITTMAN



- Has hit at least one three-pointer in every game
- Has scored in double-figures in all but two games
- His one-handed dunk against Cincinnati was No. 6 on SportsCenter's Top Plays of that day
- Recorded the first double-double of his Marshall career vs. SDSU with 16 points and 14 rebounds

	Sea.	Car.
10+ Pts:	9	*
20+ Pts:	3	*
5+ Rebs:	6	*
10+ Rebs:	1	*
5+ Asts:		*
Double-D:	1	*

* Same as season

PITTMAN'S HIGHS

Points

S: 22, vs. Nevada (11/24/12)

C: Same

Field Goals Made

S: 7, vs. Nevada (11/24/12)

C: Same

Field Goals Attempted

S: 14, vs. SDSU (11/17/12)

C: Same

3PT Field Goals Made

S: 4, vs. WVU (12/5/12)

C: Same

3PT Field Goals Attempted

S: 7, vs. WVU (12/5/12)

C: Same

Made Free Throws

S: 7, at Hofstra (11/18/12)

C: Same

Free Throws Attempted

S: 8, at Hofstra (11/18/12)

C: Same

Rebounds

S: 14, at Hofstra (11/18/12)

C: Same

Assists

S: 3, 3x, last vs. Coppin St. (12/8/12)

C: Same

Turnovers

S: 2, 8x, last vs. Coppin St. (12/8/12)

C: Same

Blocked Shots

S: 3, 3x, last vs. Coppin St. (12/8/12)

C: Same

Steals

S: 2, at Villanova (11/11/12)

C: Same

Minutes

S: 46, at Hofstra (11/18/12)

C: Same

GAME-BY-GAME

Opponent	Date	gs	min	Total		3-Pointers		Free throws		Rebounds				pf	a	t/o	blk	stl	pts	avg
				fg-fga	pct	3fg-fga	pct	ft-fa	pct	off	def	tot	avg							
LONGWOOD	11/9/12		19	3-6	.500	1-2	.500	2-2	1.000	1	4	5	5.0	2	2	2	1	0	9	9.0
at Villanova	11/11/12		31	4-7	.571	3-5	.600	1-2	.500	0	3	3	4.0	4	3	2	0	2	12	10.5
vs District of Columbia	11/16/12	*	22	5-5	1.000	1-1	1.000	3-3	1.000	2	3	5	4.3	4	0	1	1	0	14	11.7
vs South Dakota State	11/17/12	*	31	6-14	.429	1-6	.167	3-3	1.000	7	7	14	6.8	1	3	2	0	0	16	12.8
at Hofstra	11/18/12	*	46	6-13	.462	1-6	.167	7-8	.875	1	6	7	6.8	4	2	2	3	1	20	14.2
NEVADA	11/24/12	*	35	7-10	.700	2-3	.667	6-7	.857	1	1	2	6.0	2	2	2	3	0	22	15.5
MOREHEAD STATE	11/28/12	*	32	2-9	.222	1-3	.333	1-2	.500	3	1	4	5.7	2	1	2	0	1	6	14.1
UNC WILMINGTON	12/1/12	*	34	4-5	.800	1-2	.500	4-5	.800	1	4	5	5.6	0	1	1	0	0	13	14.0
vs West Virginia	12/5/12	*	30	6-9	.667	4-7	.571	0-0	.000	0	2	2	5.2	3	1	2	0	0	16	14.2
COPPIN STATE	12/8/12	*	34	6-12	.500	2-7	.286	0-4	.000	0	1	1	4.8	3	3	2	3	1	14	14.2
CINCINNATI	12/15/12	*	35	6-9	.667	2-4	.500	6-8	.750	2	1	3	4.6	0	1	2	1	0	20	14.7
SAVANNAH STATE	12/19/12	*	30	4-10	.400	1-4	.250	1-2	.500	0	6	6	4.8	3	2	2	0	1	10	14.3
Totals		10	379	59-109	.541	20-50	.400	34-46	.739	18	39	57	4.8	28	21	22	12	6	172	14.3

Games played: 12
Minutes/game: 31.6
Points/game: 14.3
FG Pct: 54.1
3FG Pct: 40.0
FT Pct: 73.9

Rebounds/game: 4.8
Assists/game: 1.8
Turnovers/game: 1.8
Assist/turnover ratio: 1.0
Steals/game: 0.5
Blocks/game: 1.0

PITTMAN'S CAREER STATS

Season	gp-gs	min/avg	Total		3-Point		F-Throws		Rebounds				pf	fo	ast	to	blk	stl	Scoring	
			fg-fga	pct	fg-fga	pct	ft-fa	pct	off	def	tot	avg							pts	avg
2012-13	12-10	379/31.6	59-109	.541	20-50	.400	34-46	.739	18	39	57	4.8	28	0	21	22	12	6	172	14.3
TOTAL	12-10	379/31.6	59-109	.541	20-50	.400	34-46	.739	18	39	57	4.8	28	0	21	22	12	6	172	14.3

31 - JP KAMBOLA



- Is 2-of-3 from the field
- Blocked a career-high two shots against Morehead State

	Sea.	Car.
10+ Pts:		*
20+ Pts:		*
5+ Rebs:		*
10+ Rebs:		*
5+ Asts:		*
Double-D:		*
* Same as season		

KAMBOLA'S HIGHS

Points

S: 2, 2x, last vs. Nevada (11/24/12)
C: 2, 3x, last vs. Nevada (11/24/12)

Field Goals Made

S: 1, 2x, last vs. Nevada (11/24/12)
C: 1, 3x, last vs. Nevada (11/24/12)

Field Goals Attempted

S: 1, 3x, last vs. MSU (11/28/12)
C: 2, vs. WVU Tech (12/21/11)

3PT Field Goals Made

S:
C:

3PT Field Goals Attempted

S:
C:

Made Free Throws

S:
C:

Free Throws Attempted

S:
C:

Rebounds

S: 2, 2x, last vs. MSU (11/28/12)
C: Same

Assists

S:
C:

Turnovers

S:
C: 1, vs. Tulane (2/1/12)

Blocked Shots

S: 2, vs. MSU (11/28/12)
C: Same

Steals

S: 1, 2x, last vs. MSU (11/28/12)
C: Same

Minutes

S: 8, vs. Nevada (11/24/12)
C: 12, 2x, last vs. Tulsa (3/8/12)

GAME-BY-GAME

Opponent	Date	gs	min	Total		3-Pointers		Free throws		Rebounds				pf	a	t/o	blk	stl	pts	avg
				fg-fga	pct	3fg-fga	pct	ft-fa	pct	off	def	tot	avg							
LONGWOOD	11/9/12	4		0-0	.000	0-0	.000	0-0	.000	0	0	0	0.0	0	0	0	0	1	0	0.0
vs District of Columbia	11/16/12	2		1-1	1.000	0-0	.000	0-0	.000	1	1	2	1.0	0	0	0	1	0	2	1.0
NEVADA	11/24/12	8		1-1	1.000	0-0	.000	0-0	.000	0	1	1	1.0	2	0	0	0	0	2	1.3
MOREHEAD STATE	11/28/12	5		0-1	.000	0-0	.000	0-0	.000	1	1	2	1.3	1	0	0	2	1	0	1.0
vs West Virginia	12/5/12	0		0-0	.000	0-0	.000	0-0	.000	0	0	0	1.0	0	0	0	0	0	0	0.8
Totals		0	19	2-3	.667	0-0	.000	0-0	.000	2	3	5	1.0	3	0	0	3	2	4	0.8

Games played: 5
 Minutes/game: 3.8
 Points/game: 0.8
 FG Pct: 66.7

Rebounds/game: 1.0
 Steals/game: 0.4
 Blocks/game: 0.6

KAMBOLA'S CAREER STATS

Season	gp-gs	min/avg	Total		3-Point		F-Throws		Rebounds				pf	fo	ast	to	blk	stl	Scoring	
			fg-fga	pct	fg-fga	pct	ft-fa	pct	off	def	tot	avg							pts	avg
2011-12	9-0	13/1.4	1-3	.333	0-0	.000	0-0	.000	1	1	2	0.2	2	0	0	1	0	0	2	0.2
2012-13	5-0	19/3.8	2-3	.667	0-0	.000	0-0	.000	2	3	5	1.0	3	0	0	0	3	2	4	0.8
TOTAL	14-0	32/2.3	3-6	.500	0-0	.000	0-0	.000	3	4	7	0.5	5	0	0	1	3	2	6	0.4

32 - TAMRON MANNING



- Earned the first start of his career on Wednesday against Savannah State
- His first career points was a three-pointer

	Sea.	Car.
10+ Pts:		*
20+ Pts:		*
5+ Rebs:		*
10+ Rebs:		*
5+ Asts:		*
Double-D:		*
* Same as season		

MANNING'S HIGHS

Points

S: 3, vs. Cincinnati (12/15/12)

C: Same

Field Goals Made

S: 1, 2x, last vs. Cincinnati (12/15/12)

C: Same

Field Goals Attempted

S: 3, vs. Cincinnati (12/15/12)

C: Same

3PT Field Goals Made

S: 1, vs. Cincinnati (12/15/12)

C: Same

3PT Field Goals Attempted

S: 1, vs. Coppin State (12/8/12)

C: Same

Made Free Throws

S:

C:

Free Throws Attempted

S:

C:

Rebounds

S: 2, vs. Cincinnati (12/15/12)

C: Same

Assists

S: 2, vs. Savannah St. (12/19/12)

C: Same

Turnovers

S: 4, vs. Cincinnati (12/15/12)

C: Same

Blocked Shots

S:

C:

Steals

S: 1, vs. Cincinnati (12/15/12)

C: Same

Minutes

S: 30, vs. Cincinnati (12/15/12)

C: Same

GAME-BY-GAME

Opponent	Date	gs		Total		3-Pointers		Free throws		Rebounds				pf	a	t/o	blk	stl	pts	avg	
		min		fg-fga	pct	3fg-fga	pct	ft-fa	pct	off	def	tot	avg								
LONGWOOD	11/9/12		7	0-0	.000	0-0	.000	0-0	.000	0	0	0	0.0	0	1	0	0	0	0	0.0	
at Villanova	11/11/12		1	0-0	.000	0-0	.000	0-0	.000	0	0	0	0.0	0	0	0	0	0	0	0.0	
vs District of Columbia	11/16/12		3	0-0	.000	0-0	.000	0-0	.000	0	0	0	0.0	1	0	1	0	0	0	0.0	
at Hofstra	11/18/12		0	0-0	.000	0-0	.000	0-0	.000	0	0	0	0.0	2	0	0	0	0	0	0.0	
NEVADA	11/24/12		0	0-0	.000	0-0	.000	0-0	.000	0	0	0	0.0	0	0	0	0	0	0	0.0	
COPPIN STATE	12/8/12		12	0-1	.000	0-1	.000	0-0	.000	0	1	1	0.2	1	1	0	0	0	0	0.0	
CINCINNATI	12/15/12		30	1-3	.333	1-1	1.000	0-0	.000	0	2	2	0.4	3	0	4	0	1	3	0.4	
SAVANNAH STATE	12/19/12	*	16	0-1	.000	0-1	.000	0-0	.000	1	0	1	0.5	0	2	2	0	1	0	0.4	
Totals			1	69	1-5	.200	1-3	.333	0-0	.000	1	3	4	0.5	7	4	7	0	2	3	0.4

Games played: 8
Minutes/game: 8.6
Points/game: 0.4
FG Pct: 20.0
3FG Pct: 33.3

Rebounds/game: 0.5
Assists/game: 0.5
Turnovers/game: 0.9
Assist/turnover ratio: 0.6
Steals/game: 0.3

MANNING'S CAREER STATS

			Total		3-Point		F-Throws		Rebounds										Scoring	
Season	gp-gs	min/avg	fg-fga	pct	fg-fga	pct	ft-fa	pct	off	def	tot	avg	pf	fo	ast	to	blk	stl	pts	avg
2012-13	8-1	69/8.6	1-5	.200	1-3	.333	0-0	.000	1	3	4	0.5	7	0	4	7	0	2	3	0.4
TOTAL	8-1	69/8.6	1-5	.200	1-3	.333	0-0	.000	1	3	4	0.5	7	0	4	7	0	2	3	0.4

34 - YOUS MBAO



- Currently injured with a head injury sustained in practice on Nov. 20, has missed the last seven games
- Six of 10 rebounds this season have been offensive
- At 7-2, he is the tallest player in C-USA and the tallest in Marshall history

	Sea.	Car.
10+ Pts:		*
20+ Pts:		*
5+ Rebs:	1	1
10+ Rebs:		*
5+ Asts:		*
Double-D:		*
* Same as season		

MBAO'S HIGHS

Points

S: 2, vs. UDC (11/16/12)

C: 4, at ECU (2/29/12)

Field Goals Made

S:

C: 2, at ECU (2/29/12)

Field Goals Attempted

S: 2, vs. UDC (11/16/12)

C: 3, 2x, last at ECU (2/29/12)

3PT Field Goals Made

S:

C:

3PT Field Goals Attempted

S:

C:

Made Free Throws

S: 2, vs. UDC (11/16/12)

C: 3, at Southern Miss (1/21/12)

Free Throws Attempted

S:

C: 4, 2x, last vs. UDC (11/16/12)

Rebounds

S: 5, vs. UDC (11/16/12)

C: 9, vs. NW State (11/19/11)

Assists

S:

C: 3, vs. NW State (11/19/11)

Turnovers

S: 1, 4x, last at Hofstra (11/18/12)

C: 3, at UNCW (11/22/11)

Blocked Shots

S: 1, 2x, last vs. UDC (11/16/12)

C: 4, at Belmont (12/29/11)

Steals

S:

C: 1, 3x last vs. Houston (2/22/12)

Minutes

S: 13, vs. Longwood (11/9/12)

C: 21, vs. NW State (11/19/11)

GAME-BY-GAME

Opponent	Date	gs	min	Total		3-Pointers		Free throws		Rebounds				pf	a	t/o	blk	stl	pts	avg
				fg-fga	pct	3fg-fga	pct	ft-fa	pct	off	def	tot	avg							
LONGWOOD	11/9/12		13	0-1	.000	0-0	.000	0-0	.000	3	1	4	4.0	2	0	1	0	0	0	0.0
at Villanova	11/11/12		6	0-1	.000	0-0	.000	0-0	.000	0	0	0	2.0	1	0	1	1	0	0	0.0
vs District of Columbia	11/16/12		8	0-2	.000	0-0	.000	2-4	.500	2	3	5	3.0	0	0	1	1	0	2	0.7
at Hofstra	11/18/12		6	0-0	.000	0-0	.000	0-0	.000	1	0	1	2.5	4	0	1	0	0	0	0.5
Totals		0	33	0-4	.000	0-0	.000	2-4	.500	6	4	10	2.5	7	0	4	2	0	2	0.5

Games played: 4
Minutes/game: 8.3
Points/game: 0.5
FG Pct: 0.0
FT Pct: 50.0


Rebounds/game: 2.5
Turnovers/game: 1.0
Blocks/game: 0.5

MBAO'S CAREER STATS

			Total		3-Point		F-Throws		Rebounds											Scoring	
Season	gp-gs	min/avg	fg-fga	pct	fg-fga	pct	ft-fa	pct	off	def	tot	avg	pf	fo	ast	to	blk	stl	pts	avg	
2011-12	33-0	215/6.5	2-14	.143	0-0	.000	7-18	.389	23	38	61	1.8	51	1	5	24	25	3	11	0.3	
2012-13	4-0	33/8.3	0-4	.000	0-0	.000	2-4	.500	6	4	10	2.5	7	0	0	4	2	0	2	0.5	
TOTAL	37-0	248/6.7	2-18	.111	0-0	.000	9-22	.409	29	42	71	1.9	58	1	5	28	27	3	13	0.4	

Does not include 10 games with Marquette in 2009-10

50 - DEANDRE KANE



Preseason All-Conference USA First Team C-USA Player of the Week (11/19)

- Out for an indefinite amount of time with a right hand injury.
- Ranks second in the NCAA in assists per game with 8.5
- Has recorded at least 5 assists in every game
- Needs four points to tie Mike D'Antoni for 30th on Marshall's all-time scoring list
- The first MU player with back-to-back 10+ assists games since 1999 (Cornelius

Jackson)

- The second player to ever record a triple-double at Marshall with 33 pts., 11 rebs., 10 asts. at Hofstra (11/18)
- Ranked as the 23rd best wing by CBS.com
- Ranked as the 17th best SG by NBCsports.com

Last season

- Averaged 16.5 points last season, the most by a Marshall player since 2001-02 season
- All-Conference USA Second Team
- All-C-USA Tournament Team

	Sea.	Car.
10+ Pts:	7	65
20+ Pts:	1	17
5+ Rebs:	4	50
10+ Rebs:	1	4
5+ Asts:	10	24
10+ Asts:	3	4
Double-D:	1	4

KANE'S HIGHS

Points

S: 33, at Hofstra (11/18/12)

C: 40, vs. Tulsa (3/8/12)

Field Goals Made

S: 10, at Hofstra (11/18/12)

C: 15, vs. Tulsa (3/8/12)

Field Goals Attempted

S: 23, at Hofstra (11/18/12)

C: 32, vs. Tulsa (3/8/12)

3PT Field Goals Made

S: 3, at Hofstra (11/18/12)

C: 4, 3x, last at UTEP (3/2/11)

3PT Field Goals Attempted

S: 10, at Hofstra (11/18/12)

C: 10, 2x, last at Hofstra (11/18/12)

Made Free Throws

S: 10, at Hofstra (11/18/12)

C: 11, 2x, last at Belmont (12/29/11)

Free Throws Attempted

S: 15, at Hofstra (11/18/12)

C: 16, at Belmont (12/29/11)

Rebounds

S: 11, at Hofstra (11/18/12)

C: Same

Assists

S: 13, vs. Nevada (11/24/12)

C: 13, 2x, last vs. Nevada (11/24/12)

Turnovers

S: 5, vs. WVU (12/5/12)

C: 7, at Savannah State (12/15/10)

Blocked Shots

S: 3, vs. Longwood (11/9/12)

C: Same

Steals

S: 4, vs. UNCW (12/1/12)

C: 5, vs. Iona (12/11/11)

Minutes

S: 50, at Hofstra (11/18/12)

C: 54, vs. Tulsa (3/8/12)

GAME-BY-GAME

#50 KANE, DeAndre

Opponent	Date	gs	min	Total		3-Pointers		Free throws		Rebounds				pf	a	t/o	blk	stl	pts	avg
				fg-fga	pct	3fg-fga	pct	ft-fa	pct	off	def	tot	avg							
LONGWOOD	11/9/12	*	32	6-11	.545	0-2	.000	6-10	.600	0	4	4	4.0	0	8	1	3	1	18	18.0
at Villanova	11/11/12	*	35	2-10	.200	0-5	.000	0-2	.000	0	3	3	3.5	3	7	4	0	3	4	11.0
vs District of Columbia	11/16/12	*	34	8-16	.500	0-1	.000	0-0	.000	4	1	5	4.0	0	9	3	0	1	16	12.7
vs South Dakota State	11/17/12	*	39	7-18	.389	2-5	.400	3-4	.750	0	1	1	3.3	2	8	3	0	0	19	14.3
at Hofstra	11/18/12	*	50	10-23	.435	3-10	.300	10-15	.667	4	7	11	4.8	4	10	4	1	2	33	18.0
NEVADA	11/24/12	*	40	3-14	.214	0-3	.000	3-14	.214	1	3	4	4.7	2	13	2	0	2	9	16.5
MOREHEAD STATE	11/28/12	*	39	5-20	.250	0-5	.000	3-9	.333	4	4	8	5.1	3	7	4	0	2	13	16.0
UNC WILMINGTON	12/1/12	*	37	5-18	.278	1-5	.200	5-9	.556	1	3	4	5.0	1	5	2	0	4	16	16.0
vs West Virginia	12/5/12	*	39	6-15	.400	1-4	.250	0-1	.000	1	2	3	4.8	5	7	5	0	0	13	15.7
COPPIN STATE	12/8/12	*	37	3-9	.333	0-3	.000	3-6	.500	2	3	5	4.8	2	11	4	0	2	9	15.0
Totals			9	382	55-154	.357	7-43	.163	33-70	.471	17	31	48	4.8	22	85	32	4	17	15.0

Games played: 10

Minutes/game: 38.2

Points/game: 15.0

FG Pct: 35.7

3FG Pct: 16.3

FT Pct: 47.1

Rebounds/game: 4.8

Assists/game: 8.5

Turnovers/game: 3.2

Assist/turnover ratio: 2.7

Steals/game: 1.7

Blocks/game: 0.4

KANE'S CAREER STATS

			Total		3-Point		F-Throws		Rebounds											Scoring	
Season	gp-gs	min/avg	fg-fga	pct	fg-fga	pct	ft-fga	pct	off	def	tot	avg	pf	fo	ast	to	blk	stl	pts	avg	
2010-11	34-34	1075/31.6	170-397	.428	49-154	.318	124-196	.633	40	149	189	5.6	99	1	117	115	3	32	513	15.1	
2011-12	34-33	1156/34.0	201-486	.414	31-124	.250	127-212	.599	70	115	185	5.4	110	5	120	101	11	47	560	16.5	
2012-13	10-9	382/38.2	55-154	.357	7-43	.163	33-70	.471	17	31	48	4.8	22	1	85	32	4	17	150	15.0	
TOTAL	78-76	2613/33.5	426-1037	.411	87-321	.271	284-478	.594	127	295	422	5.4	231	7	322	248	18	96	1223	15.7	

MOVING UP THE RECORD BOOK

Individual Career Records

POINTS (Min. 1000)

1. Skip Henderson (1984-88)	2,574
2. John Taft (1987-91)	2,332
3. Walt Walowac (1950-54)	1,982
4. Russell Lee (1969-72)	1,815
5. J.R. VanHoose (1998-02)	1,803
6. Tamar Slay (1998-02)	1,792
7. George Stone (1965-68)	1,723
8. Leo Byrd (1956-59)	1,696
9. LaVerne Evans (1980-84)	1,611
10. George Washington (1978-82)	1,593
11. Andy Tonkovich (144-48)	1,578
12. Damier Pitts (2008-12)	1,551
Charlie Slack (1952-56)	1,551
14. Tom Curry (1984-88)	1,535
15. Bob Koontz (1947-51)	1,453
16. Cebe Price (1953-56)	1,449
17. Bill Hall (1944-47)	1,421
18. Markel Humphrey (2005-09)	1,415
19. Hal Greer (1955-58)	1,377
20. Tyrone Phillips (1989-93)	1,360
21. Bill Toothman (1945-49)	1,326
22. Bob Redd (1965-68)	1,295
23. Malik Hightower (1991-95)	1,289
24. Travis Young (1997-01)	1,277
25. Bunny Gibson (1975-79)	1,273
26. Ken Lebanowski (1977-81)	1,252
27. Shaquille Johnson (2008-)	1,240
Jim Davidson (1966-69)	1,240
29. Tirrell Baines (2007-11)	1,238
30. Mike D'Antoni (1970-73)	1,227
31. DeAndre Kane (2010-)	1,223
32. Paul Underwood (1954-57)	1,198
33. Tom Langfitt (1963-66)	1,173
34. Andre Cunningham (1987-91)	1,154
35. David Wade (1980-84)	1,137
36. Shawn Moore (1992-95)	1,132
37. Keith Veney (1995-97)	1,125
38. John Milhoan (1957-60)	1,122
39. Danny D'Antoni (1966-69)	1,109
40. Jule Rivlin (1937-40)	1,093
41. Gene James (1943-47)	1,092
42. Mark Patton (2002-06)	1,053
43. Tyler Wilkerson (2006-10)	1,038
44. Ronald Blackshear (2001-03)	1,034
45. Greg White (1977-81)	1,024
46. Bob Wright (1947-49)	1,019
47. John Brannen (1995-97)	1,008
48. Carlton King (1996-99)	1,001
49. Bob Burgess (1959-62)	1,000

FREE THROWS MADE (Min. 200)

1. John Taft (1987-91)	525
2. Leo Byrd (1956-59)	509
3. J.R. VanHoose (1998-02)	472
4. Skip Henderson (1984-88)	441
5. LaVerne Evans (1980-84)	389
6. Damier Pitts (2008-)	384
7. Charlie Slack (1952-56)	381
8. Walt Walowac (1950-54)	365
9. Bob Redd (1965-68)	355
10. Russell Lee (1969-72)	337
11. Cebe Price (1954-57)	331
12. George Washington (1978-82)	330
13. Shaquille Johnson (2008-)	322
14. Markel Humphrey (2005-09)	320
15. Hal Greer (1955-58)	315
16. Tom Curry (1984-88)	313
17. George Stone (1965-68)	305
18. Tirrell Baines (2007-11)	301
19. Danny D'Antoni (1966-69)	301
20. Mark Patton (2002-06)	298
21. Tyrone Phillips (1989-93)	291
22. Tamar Slay (1998-02)	289
23. DeAndre Kane (2010-)	284
24. Ken Lebanowski (1977-81)	280
25. Jim Davidson (1966-69)	268
26. Greg White (1977-81)	260
27. John Milhoan (1957-60)	252
28. Paul Underwood (1954-57)	250
29. Tyler Wilkerson (2006-10)	249

3-POINT FIELD GOALS MADE (Min. 65)

1. Tamar Slay (1998-02)	251
2. Keith Veney (1995-97)	241
3. Joda Burgess (1997-01)	210
4. Damier Pitts (2008-12)	201
5. Ronald Blackshear (2001-03)	195
6. John Taft (1987-91)	185
7. Ronny Dawn (2001-05)	174
8. Travis Young (1997-01)	167
9. Tre Whitted (2003-07)	155
10. Dago Pena (2008-12)	147
11. John Brannen (1996-97)	135
12. Skip Henderson (1984-88)	133
13. Chris Lutz (2008-10)	129
14. Markel Humphrey (2005-09)	113
15. Frank Martin (1991-94)	112
16. Mark Dorris (2005-08)	109
17. Cornelius Jackson (1998-01)	107
18. Shaquille Johnson (2008-12)	104
Harold Simmons (1989-93)	104
20. Carlton King (1995-)	100
21. Malik Hightower (1991-95)	96
22. Joe Miles (2004-06)	95
Tink Brown (1992-95)	95
24. DeAndre Kane (2010-12)	87
25. Doug Schieppe (1993-95)	86
26. A.W. Hamilton (2002-05)	83
27. Darryl Merthie (2006-10)	81
28. Scott Williams (1988-90)	79
29. Shawn Moore (1992-95)	66
30. Brett Vincent (1990-91)	65

ASSISTS (Min. 100)

(Records not kept until 1970-71 except for the 1951-52 season)	
1. Greg White (1977-81)	701
2. Mike D'Antoni (1970-73)	659
3. Sam Henry (1980-84)	519
4. Cornelius Jackson (1998-01)	518
5. Damier Pitts (2008-12)	517
6. Joe Hickman (1972-76)	499
7. Skip Henderson (1984-88)	470
8. Jeff Battle (1981-85)	431
9. A.W. Hamilton (2002-05)	411
10. Travis Young (1997-01)	349
11. DeAndre Kane (2010-)	322
12. Shaquille Johnson (2008-)	300
13. Andy Paul Williamson (1987-90)	299
14. John Taft (1987-91)	281
15. Darryl Merthie (2006-10)	271
16. Sidney Coles (1996-97)	267
17. Tink Brown (1992-95)	263
18. Chris Ross (2005-07)	259
19. Tamar Slay (1998-02)	250
20. David Wade (1980-84)	240

STEALS (Min. 55)

(Records not kept until 1975-76 season)	
1. Skip Henderson (1984-88)	208
2. David Wade (1980-84)	186
3. Travis Young (1997-01)	173
4. Jeff Battle (1981-85)	172
5. Sam Henry (1980-84)	161
6. Tink Brown (1992-95)	150
7. Sidney Coles (1996-97)	142
Tamar Slay (1998-02)	142
9. John Taft (1987-91)	133
10. Mark Dorris (2005-08)	126
11. Shaquille Johnson (2008-12)	125
12. Harold Simmons (1989-93)	118
13. Cornelius Jackson (1998-01)	117
14. LaVerne Evans (1980-84)	116
15. Shawn Moore (1992-95)	112
16. Jeff Guthrie (1984-86)	111
17. Carlton King (1995-99)	110
Malik Hightower (1991-95)	110
19. A.W. Hamilton (2002-05)	107
20. Derrick Wright (1996-00)	105
George Washington (1978-82)	105
22. Chris Ross (2005-07)	104
23. Tyrone Phillips (1989-93)	102
24. Rodney Holden (1984-88)	101
Damier Pitts (2008-12)	101
26. Mark Patton (2002-06)	100
27. Markel Humphrey (2005-09)	98

Ken Lebanowski (1977-81)	98
29. J.R. VanHoose (1998-02)	97
30. Darryl Merthie (2006-10)	96
Greg White (1977-81)	96
DeAndre Kane (2010-)	96
33. Chris Gray (1994-98)	90

BLOCKED SHOTS

(Records not kept until 1975-76 season)

1. Hassan Whiteside (2009-10)	182
2. Omar Roland (1988-90)	148
3. Charles Jones (1979-83)	140
4. Tom Curry (1984-88)	138
5. Derrick Wright (1996-00)	137
6. Mark Patton (2002-06)	111
7. Tyler Wilkerson (2006-10)	103
8. Tyrone Phillips (1989-93)	102
9. Latece Williams (2000-02)	99
10. Jean Francois Bro Grebe (2005-08)	81
11. Nigel Spikes (2009-)	78
12. J.R. VanHoose (1998-02)	74

TEAM HIGH/LOWS

HIGHS

Marshall - TEAM GAME HIGHS

POINTS	100	at Hofstra (11/18/12)
	89	NEVADA (11/24/12)
	81	LONGWOOD (11/9/12)
	80	vs District of Columbia (11/16/12)
	77	vs South Dakota State (11/17/12)
FIELD GOALS MADE	33	NEVADA (11/24/12)
	32	at Hofstra (11/18/12)
	32	vs District of Columbia (11/16/12)
FIELD GOAL ATTEMPTS	73	at Hofstra (11/18/12)
	66	vs District of Columbia (11/16/12)
FIELD GOAL PERCENTAGE	.516 (33-64)	NEVADA (11/24/12)
	.509 (29-57)	LONGWOOD (11/9/12)
3 PT FIELD GOALS MADE	12	at Villanova (11/11/12)
	10	at Hofstra (11/18/12)
3 PT FG ATTEMPTS	33	at Hofstra (11/18/12)
	27	at Villanova (11/11/12)
3 PT FG PERCENTAGE	.667 (8-12)	CINCINNATI (12/15/12)
	.450 (9-20)	vs West Virginia (12/5/12)
FREE THROWS MADE	28	MOREHEAD STATE (11/28/12)
	26	at Hofstra (11/18/12)
FREE THROW ATTEMPTS	44	MOREHEAD STATE (11/28/12)
	42	at Hofstra (11/18/12)
FREE THROW PERCENTAGE	.765 (13-17)	vs District of Columbia (11/16/12)
	.643 (9-14)	vs South Dakota State (11/17/12)
REBOUNDS	53	MOREHEAD STATE (11/28/12)
	51	vs District of Columbia (11/16/12)
ASSISTS	21	COPPIN STATE (12/8/12)
	21	at Hofstra (11/18/12)
STEALS	12	LONGWOOD (11/9/12)
	10	UNC WILMINGTON (12/1/12)
BLOCKED SHOTS	9	at Hofstra (11/18/12)
	8	vs District of Columbia (11/16/12)
TURNOVERS	20	CINCINNATI (12/15/12)
	19	SAVANNAH STATE (12/19/12)
	19	LONGWOOD (11/9/12)
FOULS	39	at Hofstra (11/18/12)
	26	at Villanova (11/11/12)

Opponent - GAME HIGHS

POINTS	103	at Hofstra (11/18/12)
	82	NEVADA (11/24/12)
	80	at Villanova (11/11/12)
	78	vs South Dakota State (11/17/12)
	72	CINCINNATI (12/15/12)
FIELD GOALS MADE	29	CINCINNATI (12/15/12)
	28	NEVADA (11/24/12)
	28	at Hofstra (11/18/12)
FIELD GOAL ATTEMPTS	71	MOREHEAD STATE (11/28/12)
	70	at Hofstra (11/18/12)
FIELD GOAL PERCENTAGE	.500 (23-46)	at Villanova (11/11/12)
	.474 (27-57)	vs South Dakota State (11/17/12)
3 PT FIELD GOALS MADE	11	vs South Dakota State (11/17/12)
	9	at Villanova (11/11/12)
3 PT FG ATTEMPTS	23	NEVADA (11/24/12)
	22	at Villanova (11/11/12)
3 PT FG PERCENTAGE	.524 (11-21)	vs South Dakota State (11/17/12)
	.438 (7-16)	MOREHEAD STATE (11/28/12)
FREE THROWS MADE	40	at Hofstra (11/18/12)
	25	at Villanova (11/11/12)
FREE THROW ATTEMPTS	57	at Hofstra (11/18/12)
	37	at Villanova (11/11/12)
FREE THROW PERCENTAGE	.800 (24-30)	vs West Virginia (12/5/12)
	.792 (19-24)	NEVADA (11/24/12)
REBOUNDS	57	at Hofstra (11/18/12)
	46	MOREHEAD STATE (11/28/12)
ASSISTS	19	vs South Dakota State (11/17/12)
	18	COPPIN STATE (12/8/12)
STEALS	15	SAVANNAH STATE (12/19/12)
	9	CINCINNATI (12/15/12)
	9	vs West Virginia (12/5/12)
BLOCKED SHOTS	4	vs West Virginia (12/5/12)
	4	UNC WILMINGTON (12/1/12)
TURNOVERS	18	LONGWOOD (11/9/12)
	17	at Villanova (11/11/12)
FOULS	32	MOREHEAD STATE (11/28/12)
	30	at Hofstra (11/18/12)

LOWS

Marshall - GAME LOWS

POINTS	56	CINCINNATI (12/15/12)
	59	vs West Virginia (12/5/12)
	61	UNC WILMINGTON (12/1/12)
	64	SAVANNAH STATE (12/19/12)
	68	at Villanova (11/11/12)
FIELD GOALS MADE	17	CINCINNATI (12/15/12)
	19	vs West Virginia (12/5/12)
FIELD GOAL ATTEMPTS	43	CINCINNATI (12/15/12)
	48	SAVANNAH STATE (12/19/12)
FIELD GOAL PERCENTAGE	.333 (20-60)	MOREHEAD STATE (11/28/12)
	.364 (20-55)	UNC WILMINGTON (12/1/12)
3 PT FIELD GOALS MADE	2	MOREHEAD STATE (11/28/12)
	3	vs District of Columbia (11/16/12)
3 PT FG ATTEMPTS	12	CINCINNATI (12/15/12)
	14	LONGWOOD (11/9/12)
3 PT FG PERCENTAGE	.118 (2-17)	MOREHEAD STATE (11/28/12)
	.200 (3-15)	vs District of Columbia (11/16/12)
FREE THROWS MADE	8	at Villanova (11/11/12)
	9	vs South Dakota State (11/17/12)
FREE THROW ATTEMPTS	14	vs South Dakota State (11/17/12)
	15	at Villanova (11/11/12)
FREE THROW PERCENTAGE	.500 (17-34)	NEVADA (11/24/12)
	.519 (14-27)	CINCINNATI (12/15/12)
REBOUNDS	23	at Villanova (11/11/12)
	31	CINCINNATI (12/15/12)
ASSISTS	8	UNC WILMINGTON (12/1/12)
	9	CINCINNATI (12/15/12)
STEALS	3	vs South Dakota State (11/17/12)
	3	vs West Virginia (12/5/12)
BLOCKED SHOTS	2	at Villanova (11/11/12)
	2	UNC WILMINGTON (12/1/12)
	2	CINCINNATI (12/15/12)
TURNOVERS	7	NEVADA (11/24/12)
	9	vs South Dakota State (11/17/12)
FOULS	9	COPPIN STATE (12/8/12)
	10	UNC WILMINGTON (12/1/12)

Opponent - GAME LOWS

POINTS	47	LONGWOOD (11/9/12)
	48	SAVANNAH STATE (12/19/12)
	58	vs District of Columbia (11/16/12)
	58	UNC WILMINGTON (12/1/12)
	63	COPPIN STATE (12/8/12)
FIELD GOALS MADE	17	LONGWOOD (11/9/12)
	21	vs District of Columbia (11/16/12)
	21	SAVANNAH STATE (12/19/12)
FIELD GOAL ATTEMPTS	46	at Villanova (11/11/12)
	56	UNC WILMINGTON (12/1/12)
FIELD GOAL PERCENTAGE	.298 (17-57)	LONGWOOD (11/9/12)
	.333 (21-63)	SAVANNAH STATE (12/19/12)
3 PT FIELD GOALS MADE	0	SAVANNAH STATE (12/19/12)
	1	vs West Virginia (12/5/12)
3 PT FG ATTEMPTS	6	vs West Virginia (12/5/12)
	7	SAVANNAH STATE (12/19/12)
3 PT FG PERCENTAGE	.000 (0-7)	SAVANNAH STATE (12/19/12)
	.133 (2-15)	LONGWOOD (11/9/12)
FREE THROWS MADE	2	COPPIN STATE (12/8/12)
	3	UNC WILMINGTON (12/1/12)
FREE THROW ATTEMPTS	6	UNC WILMINGTON (12/1/12)
	10	COPPIN STATE (12/8/12)
	10	SAVANNAH STATE (12/19/12)
FREE THROW PERCENTAGE	.200 (2-10)	COPPIN STATE (12/8/12)
	.500 (3-6)	UNC WILMINGTON (12/1/12)
	.500 (8-16)	MOREHEAD STATE (11/28/12)
REBOUNDS	26	vs District of Columbia (11/16/12)
	27	LONGWOOD (11/9/12)
ASSISTS	6	UNC WILMINGTON (12/1/12)
	8	vs West Virginia (12/5/12)
STEALS	4	vs South Dakota State (11/17/12)
	5	vs District of Columbia (11/16/12)
	5	NEVADA (11/24/12)
BLOCKED SHOTS	0	NEVADA (11/24/12)
	1	at Villanova (11/11/12)
	1	vs District of Columbia (11/16/12)
	1	vs South Dakota State (11/17/12)
	1	COPPIN STATE (12/8/12)
TURNOVERS	4	vs South Dakota State (11/17/12)
	8	NEVADA (11/24/12)
FOULS	11	vs District of Columbia (11/16/12)
	13	at Villanova (11/11/12)

POINTS-REBOUNDS-ASSISTS

THE STAT CREW SYSTEM Marshall Points-Rebounds-Assists (as of Dec 20, 2012) All games

Opponent	Date	Score		00 MARTIN,CHR	01 TINNON,DEN	02 GOFF,ROBER	04 HANNER,JAM	11 SPIKES,NIG	15 BOYKINS,DE	23 SCARVER,DD
LONGWOOD	11/9/12	81-47	W	7-1-2	4-5-2	7-9-1	8-3-1	10-9-0	DNP	18-3-0
at Villanova	11/11/12	68-80	L	13-1-3	15-9-1	2-2-0	0-2-0	0-2-0	DNP	22-1-2
vs District of Columbia	11/16/12	80-58	W	8-2-1	17-12-2	4-2-1	2-1-0	8-12-1	DNP	7-1-1
vs South Dakota State	11/17/12	77-78	L	5-2-3	10-9-0	6-5-0	5-0-0	6-7-0	DNP	10-1-1
at Hofstra	11/18/12	100-103	L	12-0-2	6-6-3	1-1-0	9-4-1	9-7-0	DNP	10-4-3
NEVADA	11/24/12	89-82	W	0-0-0	24-6-2	DNP	10-6-0	7-14-0	DNP	15-3-2
MOREHEAD STATE	11/28/12	70-67	W	4-2-0	12-16-0	DNP	5-6-1	13-9-1	DNP	17-3-1
UNC WILMINGTON	12/1/12	61-58	W	3-1-1	7-12-0	0-1-0	0-1-1	10-13-0	0-0-0	12-0-0
vs West Virginia	12/5/12	59-69	L	0-0-0	4-7-1	0-4-0	2-3-1	7-8-1	0-0-0	17-4-2
COPPIN STATE	12/8/12	69-63	W	0-0-0	15-15-1	DNP	2-2-1	6-11-1	3-3-1	20-5-2
CINCINNATI	12/15/12	56-72	L	0-1-1	2-7-3	7-4-0	3-0-0	1-6-2	0-1-1	20-4-1
SAVANNAH STATE	12/19/12	64-48	W	8-3-2	14-6-2	5-3-3	2-5-0	7-6-2	0-2-0	18-2-2

Opponent	Date	Score		24 PITTMAN,EL	31 KAMBOLA,JP	32 MANNING,TA	34 MBAO,YOUS	50 KANE,DEAND
LONGWOOD	11/9/12	81-47	W	9-5-2	0-0-0	0-0-1	0-4-0	18-4-8
at Villanova	11/11/12	68-80	L	12-3-3	DNP	0-0-0	0-0-0	4-3-7
vs District of Columbia	11/16/12	80-58	W	14-5-0	2-2-0	0-0-0	2-5-0	16-5-9
vs South Dakota State	11/17/12	77-78	L	16-14-3	DNP	DNP	DNP	19-1-8
at Hofstra	11/18/12	100-103	L	20-7-2	DNP	0-0-0	0-1-0	33-11-10
NEVADA	11/24/12	89-82	W	22-2-2	2-1-0	0-0-0	DNP	9-4-13
MOREHEAD STATE	11/28/12	70-67	W	6-4-1	0-2-0	DNP	DNP	13-8-7
UNC WILMINGTON	12/1/12	61-58	W	13-5-1	DNP	DNP	DNP	16-4-5
vs West Virginia	12/5/12	59-69	L	16-2-1	0-0-0	DNP	DNP	13-3-7
COPPIN STATE	12/8/12	69-63	W	14-1-3	DNP	0-1-1	DNP	9-5-11
CINCINNATI	12/15/12	56-72	L	20-3-1	DNP	3-2-0	DNP	DNP
SAVANNAH STATE	12/19/12	64-48	W	10-6-2	DNP	0-1-2	DNP	DNP

GAME-BY-GAME HIGHS

THE STAT CREW SYSTEM Marshall Game-by-Game Highs (as of Dec 20, 2012) All games

Opponent	Date	Score	Points	Rebounds	Assists	Steals	Blocked shots
LONGWOOD	11/9/12	81-47	18-SCARVER, D.D. KANE, DeAndre	9-GOFF, Robert SPIKES, Nigel	8-KANE, DeAndre	5-SPIKES, Nigel	3-KANE, DeAndre
at Villanova	11/11/12	68-80	22-SCARVER, D.D.	9-TINNON, Dennis	7-KANE, DeAndre	3-KANE, DeAndre	1-GOFF, Robert MBAO, Yous
vs District of Columbia	11/16/12	80-58	17-TINNON, Dennis	12-SPIKES, Nigel TINNON, Dennis	9-KANE, DeAndre	3-MARTIN, Chris	4-SPIKES, Nigel
vs South Dakota State	11/17/12	77-78	19-KANE, DeAndre	14-PITTMAN, Elijah	8-KANE, DeAndre	2-TINNON, Dennis	1-TINNON, Dennis SPIKES, Nigel GOFF, Robert
at Hofstra	11/18/12	100-103	33-KANE, DeAndre	11-KANE, DeAndre	10-KANE, DeAndre	2-KANE, DeAndre	3-GOFF, Robert PITTMAN, Elijah
NEVADA	11/24/12	89-82	24-TINNON, Dennis	14-SPIKES, Nigel	13-KANE, DeAndre	2-KANE, DeAndre	3-PITTMAN, Elijah
MOREHEAD STATE	11/28/12	70-67	17-SCARVER, D.D.	16-TINNON, Dennis	7-KANE, DeAndre	2-KANE, DeAndre	2-KAMBOLA, JP
UNC WILMINGTON	12/1/12	61-58	16-KANE, DeAndre	13-SPIKES, Nigel	5-KANE, DeAndre	4-KANE, DeAndre	1-TINNON, Dennis SCARVER, D.D.
vs West Virginia	12/5/12	59-69	17-SCARVER, D.D.	8-SPIKES, Nigel	7-KANE, DeAndre	1-HANNER, Jamir SCARVER, D.D. MARTIN, Chris	3-SPIKES, Nigel
COPPIN STATE	12/8/12	69-63	20-SCARVER, D.D.	15-TINNON, Dennis	11-KANE, DeAndre	2-SCARVER, D.D. KANE, DeAndre	3-PITTMAN, Elijah
CINCINNATI	12/15/12	56-72	20-PITTMAN, Elijah SCARVER, D.D.	7-TINNON, Dennis	3-TINNON, Dennis	2-MARTIN, Chris	1-PITTMAN, Elijah SCARVER, D.D.
SAVANNAH STATE	12/19/12	64-48	18-SCARVER, D.D.	6-PITTMAN, Elijah SPIKES, Nigel TINNON, Dennis	3-GOFF, Robert	4-MARTIN, Chris	2-GOFF, Robert

STATISTIC LEADERS

THE STAT CREW SYSTEM Marshall Category Leaders (as of Dec 20, 2012) All games

Points	G	Pts	Pts/G
SCARVER, D.D.	12	186	15.5
PITTMAN, Elijah	12	172	14.3
KANE, DeAndre	10	150	15.0
TINNON, Dennis	12	130	10.8
SPIKES, Nigel	12	84	7.0
MARTIN, Chris	12	60	5.0
HANNER, Jamir	12	48	4.0
GOFF, Robert	9	32	3.6
KAMBOLA, JP	5	4	0.8
MANNING, Tamron	8	3	0.4
BOYKINS, DeVince	5	3	0.6
MBAO, Yous	4	2	0.5

FG Percentage	FG	Att	Pct
KAMBOLA, JP	2	3	.667
HANNER, Jamir	20	33	.606
PITTMAN, Elijah	59	109	.541
GOFF, Robert	10	20	.500
SPIKES, Nigel	27	56	.482
TINNON, Dennis	48	102	.471
SCARVER, D.D.	59	141	.418
KANE, DeAndre	55	154	.357
MARTIN, Chris	20	63	.317
MANNING, Tamron	1	5	.200
BOYKINS, DeVince	1	6	.167
MBAO, Yous	0	4	.000

3-Point Percentage	3FG	Att	Pct
SCARVER, D.D.	34	79	.430
PITTMAN, Elijah	20	50	.400
HANNER, Jamir	2	5	.400
TINNON, Dennis	4	12	.333
MANNING, Tamron	1	3	.333
MARTIN, Chris	12	40	.300
BOYKINS, DeVince	1	5	.200
KANE, DeAndre	7	43	.163

Free Throw Percent	FG	Att	Pct
SCARVER, D.D.	34	41	.829
PITTMAN, Elijah	34	46	.739
TINNON, Dennis	30	43	.698
HANNER, Jamir	6	12	.500
MBAO, Yous	2	4	.500
MARTIN, Chris	8	16	.500
GOFF, Robert	12	24	.500
SPIKES, Nigel	30	62	.484
KANE, DeAndre	33	70	.471
BOYKINS, DeVince	0	1	.000

Scoring Average	G	Pts	Avg/G
SCARVER, D.D.	12	186	15.5
KANE, DeAndre	10	150	15.0
PITTMAN, Elijah	12	172	14.3
TINNON, Dennis	12	130	10.8
SPIKES, Nigel	12	84	7.0
MARTIN, Chris	12	60	5.0
HANNER, Jamir	12	48	4.0
GOFF, Robert	9	32	3.6
KAMBOLA, JP	5	4	0.8
BOYKINS, DeVince	5	3	0.6
MBAO, Yous	4	2	0.5
MANNING, Tamron	8	3	0.4

Field Goal Attempts	G	Att	Att/G
KANE, DeAndre	10	154	15.4
SCARVER, D.D.	12	141	11.8
PITTMAN, Elijah	12	109	9.1
TINNON, Dennis	12	102	8.5
MARTIN, Chris	12	63	5.3

Field Goals Made	G	Made	Made/G
SCARVER, D.D.	12	59	4.9
PITTMAN, Elijah	12	59	4.9
KANE, DeAndre	10	55	5.5
TINNON, Dennis	12	48	4.0
SPIKES, Nigel	12	27	2.3

3-Point FG Attempts	G	Att	Att/G
SCARVER, D.D.	12	79	6.6
PITTMAN, Elijah	12	50	4.2
KANE, DeAndre	10	43	4.3
MARTIN, Chris	12	40	3.3
TINNON, Dennis	12	12	1.0

3-Point FG Made	G	Made	Made/G
SCARVER, D.D.	12	34	2.8
PITTMAN, Elijah	12	20	1.7
MARTIN, Chris	12	12	1.0
KANE, DeAndre	10	7	0.7
TINNON, Dennis	12	4	0.3

Free Throw Attempts	G	Att	Att/G
KANE, DeAndre	10	70	7.0
SPIKES, Nigel	12	62	5.2
PITTMAN, Elijah	12	46	3.8
TINNON, Dennis	12	43	3.6
SCARVER, D.D.	12	41	3.4

Free Throws Made	G	Made	Made/G
PITTMAN, Elijah	12	34	2.8
SCARVER, D.D.	12	34	2.8
KANE, DeAndre	10	33	3.3
SPIKES, Nigel	12	30	2.5
TINNON, Dennis	12	30	2.5

STATISTIC LEADERS

THE STAT CREW SYSTEM Marshall Category Leaders (as of Dec 20, 2012) All games

Rebounds	G	Reb	Reb/G
TINNON, Dennis	12	110	9.2
SPIKES, Nigel	12	104	8.7
PITTMAN, Elijah	12	57	4.8
KANE, DeAndre	10	48	4.8
HANNER, Jamir	12	33	2.8

Rebound Average	G	Reb	Avg/G
TINNON, Dennis	12	110	9.2
SPIKES, Nigel	12	104	8.7
KANE, DeAndre	10	48	4.8
PITTMAN, Elijah	12	57	4.8
GOFF, Robert	9	31	3.4

Offensive Rebounds	G	No.	Avg/G
SPIKES, Nigel	12	46	3.8
TINNON, Dennis	12	36	3.0
PITTMAN, Elijah	12	18	1.5
KANE, DeAndre	10	17	1.7
GOFF, Robert	9	15	1.7

Defensive Rebounds	G	No.	Avg/G
TINNON, Dennis	12	74	6.2
SPIKES, Nigel	12	58	4.8
PITTMAN, Elijah	12	39	3.3
KANE, DeAndre	10	31	3.1
SCARVER, D.D.	12	24	2.0

Fouls	G	No.	Per/G
SPIKES, Nigel	12	34	2.8
TINNON, Dennis	12	32	2.7
PITTMAN, Elijah	12	28	2.3
GOFF, Robert	9	26	2.9
SCARVER, D.D.	12	23	1.9

Foulsouts	G	No.
SPIKES, Nigel	12	2
TINNON, Dennis	12	1
KANE, DeAndre	10	1
SCARVER, D.D.	12	1

Assists	G	No.	Ast/G
KANE, DeAndre	10	85	8.5
PITTMAN, Elijah	12	21	1.8
SCARVER, D.D.	12	17	1.4
TINNON, Dennis	12	17	1.4
MARTIN, Chris	12	15	1.3

Steals	G	No.	Stl/G
KANE, DeAndre	10	17	1.7
MARTIN, Chris	12	12	1.0
SCARVER, D.D.	12	9	0.8
SPIKES, Nigel	12	8	0.7
TINNON, Dennis	12	8	0.7

Blocked Shots	G	No.	Blk/G
SPIKES, Nigel	12	15	1.3
PITTMAN, Elijah	12	12	1.0
GOFF, Robert	9	9	1.0
TINNON, Dennis	12	6	0.5
KANE, DeAndre	10	4	0.4

Minutes	G	No.	Min/G
KANE, DeAndre	10	382	38.2
PITTMAN, Elijah	12	379	31.6
TINNON, Dennis	12	376	31.3
SCARVER, D.D.	12	327	27.3
SPIKES, Nigel	12	316	26.3

Turnovers	G	No.	TO/G
KANE, DeAndre	10	32	3.2
TINNON, Dennis	12	27	2.3
PITTMAN, Elijah	12	22	1.8
SCARVER, D.D.	12	21	1.8
MARTIN, Chris	12	19	1.6

G:1 - MARSHALL 81, LONGWOOD 47

Official Basketball Box Score -- Game Totals -- Final Statistics
Longwood vs Marshall
11/9/12 7:30 p.m. at Huntington, W.Va. (Cam Henderson Center)**Longwood 47 • 0-1**

#	Player	Total		3-Ptr		Rebounds			PF	TP	A	TO	Blk	Stl	Min
		FG-FGA	FG-FGA	FT-FTA	FT-FTA	Off	Def	Tot							
14	KESSENS, Michael	f	2-5	0-0	7-10	3	2	5	5	11	0	3	1	2	30
44	HAVENSTEIN, Jeff	f	0-0	0-0	0-0	1	1	2	5	0	0	2	1	0	23
02	WOODHOUSE, Lucas	g	2-5	1-3	0-0	0	2	2	0	5	4	3	0	1	27
12	CAREY, Tristan	g	4-16	0-6	0-0	0	2	2	2	8	0	3	0	3	32
13	ROBINSON, David	g	1-9	1-5	0-0	0	0	0	2	3	1	3	0	0	19
03	TAYLOR, Anthony		2-8	0-0	1-5	1	0	1	4	5	1	1	0	1	20
20	ZIEGLER, Karl		2-3	0-0	1-2	0	1	1	2	5	0	2	0	0	13
21	PARKER, Mark		0-1	0-1	0-0	0	0	0	0	1	1	1	0	0	11
22	DUBLIN, Jeylani		4-10	0-0	2-2	4	4	8	2	10	2	0	0	0	25
Team						4	2	6							
Totals			17-57	2-15	11-19	13	14	27	22	47	9	18	2	7	200
FG % 1st Half: 7-31		22.6%	2nd half: 10-26		38.5%	Game: 17-57		29.8%	Deadball						
3FG % 1st Half: 2-10		20.0%	2nd half: 0-5		0.0%	Game: 2-15		13.3%	Rebounds						
FT % 1st Half: 4-8		50.0%	2nd half: 7-11		63.6%	Game: 11-19		57.9%							

Marshall 81 • 1-0

#	Player	Total		3-Ptr		Rebounds			PF	TP	A	TO	Blk	Stl	Min
		FG-FGA	FG-FGA	FT-FTA	FT-FTA	Off	Def	Tot							
01	TINNON, Dennis	f	2-8	0-0	0-0	3	2	5	4	4	2	3	1	1	24
02	GOFF, Robert	f	2-3	0-0	3-4	5	4	9	4	7	1	3	0	0	17
11	SPIKES, Nigel	c	4-5	0-0	2-7	4	5	9	1	10	0	3	1	5	25
23	SCARVER, D.D.	g	6-10	3-4	3-3	0	3	3	0	18	0	2	0	3	19
50	KANE, DeAndre	g	6-11	0-2	6-10	0	4	4	0	18	8	1	3	1	32
00	MARTIN, Chris		3-8	1-5	0-0	0	1	1	2	7	2	1	0	0	23
04	HANNER, Jamir		3-5	1-1	1-2	1	2	3	3	8	1	2	0	1	17
24	PITTMAN, Elijah		3-6	1-2	2-2	1	4	5	2	9	2	2	1	0	19
31	KAMBOLA, JP		0-0	0-0	0-0	0	0	0	0	0	0	0	0	1	4
26	MANNING, Tamron		0-0	0-0	0-0	0	0	0	0	0	1	0	0	0	7
34	MBAO, Yous		0-1	0-0	0-0	3	1	4	2	0	0	1	0	0	13
Team						1	5	6			1				
Totals			29-57	6-14	17-28	18	31	49	18	81	17	19	6	12	200
FG % 1st Half: 11-25		44.0%	2nd half: 18-32		56.3%	Game: 29-57		50.9%	Deadball						
3FG % 1st Half: 1-6		16.7%	2nd half: 5-8		62.5%	Game: 6-14		42.9%	Rebounds						
FT % 1st Half: 12-23		52.2%	2nd half: 5-5		100.0	Game: 17-28		60.7%							

Officials: Mark Schnur, Kevin Mathis, Clyde Evans
Technical fouls: Longwood-None. Marshall-None.
Attendance: 5472

Score by periods	1st	2nd	Total
Longwood	20	27	47
Marshall	35	46	81

	In	Off	2nd	Fast	Bench
Points	Paint	T/O	Chance	Break	
LU	22	7	9	8	20
MU	38	28	15	15	24

Last FG - LU 2nd-00:46, MU 2nd-01:02.
Largest lead - LU None, MU by 41 2nd-07:48.

Score tied - 0 times.
Lead changed - 0 times.

G:2 - VILLANOVA 80, MARSHALL 68

Official Basketball Box Score -- Game Totals -- Final Statistics
Marshall vs Villanova
11/11/12 1:00 PM at The Pavilion (Villanova, Pa.)**Marshall 68 • 1-1**

#	Player	Total		3-Ptr		Rebounds			PF	TP	A	TO	Blk	Stl	Min
		FG-FGA	FG-FGA	FT-FTA	FT-FTA	Off	Def	Tot							
01	TINNON, Dennis	f	4-7	1-2	6-9	1	8	9	4	15	1	4	0	1	36
02	GOFF, Robert	f	1-2	0-0	0-0	1	1	2	4	2	0	0	1	1	19
11	SPIKES, Nigel	c	0-1	0-0	0-0	0	2	2	4	0	0	0	0	0	15
23	SCARVER, D.D.	g	8-14	5-7	1-2	0	1	1	3	22	2	3	0	1	27
50	KANE, DeAndre	g	2-10	0-5	0-2	0	3	3	3	4	7	4	0	3	35
00	MARTIN, Chris		5-11	3-8	0-0	1	0	1	3	13	3	1	0	1	26
04	HANNER, Jamir		0-0	0-0	0-0	0	2	2	0	0	0	1	0	0	4
24	PITTMAN, Elijah		4-7	3-5	1-2	0	3	3	4	12	3	2	0	2	31
26	MANNING, Tamron		0-0	0-0	0-0	0	0	0	0	0	0	0	0	0	6
34	MBAO, Yous		0-1	0-0	0-0	0	0	0	1	0	0	1	1	0	1
Team						0	0	0							
Totals			24-53	12-27	8-15	3	20	23	26	68	16	16	2	9	200
FG % 1st Half: 13-25		52.0%	2nd half: 11-28		39.3%	Game: 24-53		45.3%	Deadball						
3FG % 1st Half: 4-10		40.0%	2nd half: 8-17		47.1%	Game: 12-27		44.4%	Rebounds						
FT % 1st Half: 5-9		55.6%	2nd half: 3-6		50.0%	Game: 8-15		53.3%							

Villanova 80 • 2-0

#	Player	Total		3-Ptr		Rebounds			PF	TP	A	TO	Blk	Stl	Min
		FG-FGA	FG-FGA	FT-FTA	FT-FTA	Off	Def	Tot							
22	PINKSTON, JayVaughn	f	0-3	0-2	6-14	5	2	7	2	6	2	4	0	2	30
13	YAROU, Mouptao	c	2-2	0-0	0-1	1	3	4	1	4	1	0	0	0	30
04	HILLIARD, Darrun	g	5-8	2-3	3-4	0	1	1	2	15	2	0	0	2	24
15	ARCIDIACONO, Ryan	g	6-11	4-9	9-10	0	4	4	1	25	6	3	0	2	35
32	BELL, James	g	7-12	3-5	2-2	1	3	4	3	19	1	5	0	1	27
05	CHENNAULT, Tony		2-5	0-1	0-0	0	1	1	1	4	0	1	0	0	13
10	BRZOJA, Mislav		0-0	0-0	0-0	0	0	0	0	0	0	0	0	0	1
23	OCHEFU, Daniel		0-1	0-0	1-2	0	3	3	1	1	0	1	1	0	6
24	YACOUBOU, Achraf		0-3	0-2	0-0	0	5	5	1	0	2	0	0	0	18
25	SUTTON, Maurice		1-1	0-0	4-4	0	5	5	1	6	0	3	0	1	16
Team						2	1	3							
Totals			23-46	9-22	25-37	9	28	37	13	80	14	17	1	8	200
FG % 1st Half: 13-23		56.5%	2nd half: 10-23		43.5%	Game: 23-46		50.0%	Deadball						
3FG % 1st Half: 5-12		41.7%	2nd half: 4-10		40.0%	Game: 9-22		40.9%	Rebounds						
FT % 1st Half: 12-17		70.6%	2nd half: 13-20		65.0%	Game: 25-37		67.6%							

Officials: Paul Fala, Clarence Armstrong, Brandon Cruz
Technical fouls: Marshall-None. Villanova-None.
Attendance: 6500
2012 2K Sports Classic - Benefiting Wounded Warrior Project

Score by periods	1st	2nd	Total
Marshall	35	33	68
Villanova	43	37	80

	In	Off	2nd	Fast	Bench
Points	Paint	T/O	Chance	Break	
MU	18	17	2	16	25
VU	22	20	8	13	11

Last FG - MU 2nd-04:01, VU 2nd-03:36.
Largest lead - MU by 3 1st-17:54, VU by 12 2nd-00:13.

Score tied - 3 times.
Lead changed - 3 times.

G:3 - MARSHALL 80, DISTRICT OF COLUMBIA 58

Official Basketball Box Score -- Game Totals -- Final Statistics
Marshall vs District of Columbia
11/16/12 4:30 p.m. at Hempstead, NY (Mack Sports Complex)**Marshall 80 • 2-1**

#	Player	Total		3-Ptr	Rebounds			PF	TP	A	TO	Blk	Stl	Min	
		FG-GA	FG-GA	FT-FTA	Off	Def	Tot								
02	GOFF, Robert	f	1-4	0-0	2-2	1	1	2	2	4	1	1	1	0	25
24	PITTMAN, Elijah	f	5-5	1-1	3-3	2	3	5	4	14	0	1	1	0	22
11	SPIKES, Nigel	c	4-5	0-0	0-1	2	10	12	3	8	1	3	4	0	24
23	SCARVER, D.D.	g	3-10	1-6	0-0	0	1	1	1	7	1	0	0	0	22
50	KANE, DeAndre	g	8-16	0-1	0-0	4	1	5	0	16	9	3	0	1	34
00	MARTIN, Chris		2-8	1-5	3-4	1	1	2	2	8	1	1	0	3	28
01	TINNON, Dennis		7-14	0-2	3-3	3	9	12	1	17	2	1	0	1	27
04	HANNER, Jamir		1-1	0-0	0-0	0	1	1	1	2	0	0	0	0	5
31	KAMBOLA, JP		1-1	0-0	0-0	1	1	2	0	2	0	0	1	0	2
26	MANNING, Tamron		0-0	0-0	0-0	0	0	0	1	0	0	1	0	0	3
34	MBAO, Youss		0-2	0-0	2-4	2	3	5	0	2	0	1	1	0	8
Team						2	2	4				1			
Totals			32-66	3-15	13-17	18	33	51	15	80	15	13	8	5	200
FG 1st Half: 15-34 44.1% 2nd half: 17-32 53.1% Game: 32-66 48.5%															
3FG 1st Half: 2-10 20.0% 2nd half: 1-5 20.0% Game: 3-15 20.0%															
FT 1st Half: 4-6 66.7% 2nd half: 9-11 81.8% Game: 13-17 76.5%															
															Rebounds 3

G:5 - HOFSTRA 103, MARSHALL 100 (2OT)

Official Basketball Box Score -- Game Totals -- Final Statistics
Marshall vs Hofstra
11/18/12 3 p.m. at Hempstead, NY (Mack Sports Complex)**Marshall 100 • 2-3**

#	Player		Total		3-Ptr	Rebounds			PF	TP	A	TO	Blk	Stl	Min
			FG-FGA	FG-FGA	FT-FTA	Off	Def	Tot							
01	TINNIN, Dennis	f	2-6	0-1	2-2	3	3	6	5	6	3	1	0	0	29
04	PITTMAN, Elijah	f	6-13	1-6	7-8	1	6	7	4	20	2	2	3	1	46
11	SPIKES, Nigel	c	3-6	0-0	3-6	2	5	7	4	9	0	1	1	0	26
23	SCARVER, D.D.	g	3-10	2-7	2-3	0	4	4	5	10	3	2	1	1	35
50	KANE, DeAndre	g	10-23	3-10	10-15	4	7	11	4	33	10	4	1	2	50
00	MARTIN, Chris		4-9	4-9	0-0	0	0	0	4	12	2	1	0	0	32
02	GOFF, Robert		0-1	0-0	1-7	1	0	1	4	1	0	1	3	0	10
04	HANNER, Jamir		4-5	0-0	1-1	2	2	4	3	9	1	2	0	1	16
32	MANNING, Tamron		0-0	0-0	0-0	0	0	0	2	0	0	0	0	0	0+
34	MBAO, Yous		0-0	0-0	0-0	1	0	1	4	0	0	1	0	0	6
	Team					1	1	2							
Totals			32-73	10-33	26-42	15	28	43	39	100	21	15	9	5	250

FG % 1st Half: 12-32 37.5% 2nd half: 16-30 53.3% OT: 4-11 36.4% Game: 32-73 43.8% Deadball Rebounds 5
3FG % 1st Half: 3-11 27.3% 2nd half: 5-14 35.7% OT: 2-8 25.0% Game: 10-33 30.3%
FT % 1st Half: 4-12 33.3% 2nd half: 17-19 89.5% OT: 5-11 45.5% Game: 26-42 61.9%

Hofstra 103 • 3-2

#	Player		Total		3-Ptr	Rebounds			PF	TP	A	TO	Blk	Stl	Min
			FG-FGA	FG-FGA	FT-FTA	Off	Def	Tot							
01	Hall, Jimmy	f	6-12	0-0	4-7	3	11	14	3	16	0	0	1	0	44
05	Imes, David	f	2-7	1-3	4-6	2	5	7	4	9	1	1	0	2	32
31	Kone, Moussa	c	4-8	0-0	6-11	5	5	10	5	14	0	3	1	0	33
03	Mejia, Stevie	g	6-9	1-3	9-9	3	1	4	5	22	2	3	1	0	34
04	Stokes, Shaquille	g	5-20	5-10	11-14	1	3	4	1	26	6	2	0	2	46
00	Allen, Jordan		1-2	0-0	0-0	1	1	2	2	2	0	0	0	0	9
02	Buie, Taran		3-6	0-0	3-5	0	4	4	5	9	2	1	0	1	19
24	Nwaubonji, Stephen		0-2	0-0	0-1	3	4	7	3	0	0	3	0	1	20
44	Washington, Kentrell		1-4	0-2	3-4	0	0	0	2	5	0	1	0	0	13
	Team					3	2	5							
Totals			28-70	7-18	40-57	21	36	57	30	103	11	14	3	6	250

FG % 1st Half: 13-24 54.2% 2nd half: 14-33 42.4% OT: 1-13 7.7% Game: 28-70 40.0% Deadball Rebounds 10,1
3FG % 1st Half: 3-5 60.0% 2nd half: 3-7 42.9% OT: 1-6 16.7% Game: 7-18 38.9%
FT % 1st Half: 8-16 50.0% 2nd half: 17-21 81.0% OT: 15-20 75.0% Game: 40-57 70.2%

Officials: Tim Kelly, Jerry Heater, Andrew Maira
Technical fouls: Marshall-None. Hofstra-None.
Attendance: 1276
2K Sports Classic benefiting Wounded Warrior Project
Hempstead Subregional

Score by periods	1st	2nd	OT	OT2	Total
Marshall	31	54	4	11	100
Hofstra	37	48	4	14	103

	In	Off	2nd	Fast	Bench
Points	Paint	T/O	Chance	Break	
MU	40	17	17	6	22
HOFSTR	40	14	24	2	16

Last FG - MU OT2-00:02, HOFSTRA OT2-03:33.
Largest lead - MU by 3 OT-02:14, HOFSTRA by 13 2nd-09:19.

Score tied - 6 times.
Lead changed - 2 times.

G:6 - MARSHALL 89, NEVADA 82

Official Basketball Box Score -- Game Totals -- Final Statistics
Nevada vs Marshall
11/24/12 7 p.m. at Huntington, W.Va. (Cam Henderson Center)**Nevada 82 • 3-2**

#	Player		Total		3-Ptr	Rebounds					PF	TP	A	TO	Blk	Stl	Min
			FG-FGA	FG-FGA	FT-FTA	Off	Def	Tot									
04	ELLIOTT, Devonte	f	5-8	0-0	3-4	3	4	7	5	13	0	0	0	0	0	19	
33	PANZER, Kevin	f	2-5	0-1	3-4	1	0	1	4	7	0	0	0	0	0	27	
02	EVANS, Jerry, Jr.	g	1-7	0-2	0-0	2	2	4	5	2	2	2	0	1	20		
24	BURTON, Deonte	g	8-15	2-6	10-11	2	0	2	2	28	6	3	0	1	34		
34	STORY, Malik	g	9-16	5-10	2-4	0	2	2	4	25	2	1	0	0	30		
00	COLEMAN, Marquese		1-2	0-0	0-0	0	0	0	0	2	0	0	0	1	7		
01	NYEKO, Patrick		0-0	0-0	0-0	0	1	1	0	0	0	0	0	1	10		
13	HUFF, Cole		2-5	0-2	1-1	0	8	8	3	5	2	1	0	1	23		
20	BURRIS, Jordan		0-2	0-2	0-0	0	2	2	2	0	2	0	0	0	18		
21	FALL, Ali		0-2	0-0	0-0	1	2	3	2	0	2	1	0	0	12		
	Team					1	4	5									
Totals			28-62	7-23	19-24	10	25	35	27	82	16	8	0	5	200		

FG % 1st Half: 7-23 30.4% 2nd half: 21-39 53.8% Game: 28-62 45.2% Deadball Rebounds 3
3FG % 1st Half: 2-8 25.0% 2nd half: 5-15 33.3% Game: 7-23 30.4%
FT % 1st Half: 8-10 80.0% 2nd half: 11-14 78.6% Game: 19-24 79.2%

Marshall 89 • 3-3

#	Player		Total		3-Ptr		Rebounds			PF	TP	A	TO	Blk	Stl	Min
			FG-FGA	FG-FGA	FT-FTA	Off	Def	Tot								
01	TINNIN, Dennis	f	9-12	2-3	4-4	2	4	6	3	24	2	0	1	1	34	
24	PITTMAN, Elijah	f	7-10	2-3	6-7	1	1	2	2	22	2	2	3	0	35	
11	SPIKES, Nigel	c	3-3	0-0	1-4	5	9	14	4	7	0	1	2	0	28	
23	SCARVER, D.D.	g	5-14	2-6	3-3	2	1	3	2	15	2	0	0	0	29	
50	KANE, DeAndre	g	3-14	0-3	3-14	1	3	4	2	9	13	2	0	2	40-	
00	MARTIN, Chris		0-2	0-0	0-0	0	0	0	0	2	0	0	0	0	12	
04	HANNER, Jamir		5-8	0-1	0-2	2	4	6	2	10	0	0	0	1	14	
31	KAMBOLA, JP		1-1	0-0	0-0	0	1	1	2	2	0	0	0	0	8	
32	MANNING, Tamron		0-0	0-0	0-0	0	0	0	0	0	0	0	0	0	0+	
	Team					3	3	6								
Totals			33-64	6-18	17-34	16	26	42	19	89	19	7	6	4	200	

FG % 1st Half: 17-36 47.2% 2nd half: 16-28 57.1% Game: 33-64 51.6% Deadball Rebounds 7
3FG % 1st Half: 4-9 44.4% 2nd half: 2-9 22.2% Game: 6-18 33.3%
FT % 1st Half: 2-6 33.3% 2nd half: 15-28 53.6% Game: 17-34 50.0%

Officials: Tom O'Neil, Hal Lusk, John Hampton
Technical fouls: Nevada-None. Marshall-None.
Attendance: 5583
NEVADA: #4 Elliott fouled out with 4:33 left in the 2nd.
MARSHALL: #2 Evans fouled out with 4:01 left in the 2nd.

Score by periods	1st	2nd	Total
Nevada	24	58	82
Marshall	40	49	89

	In	Off	2nd	Fast	Bench
Points	Paint	T/O	Chance	Break	
NV	34	14	11	10	7
MU	44	10	16	8	12

Last FG - NV 2nd-00:02, MU 2nd-00:24.
Largest lead - NV None, MU by 23 2nd-12:39.

Score tied - 0 times.
Lead changed - 0 times.

G:7 - MARSHALL 70, MOREHEAD STATE 67

Official Basketball Box Score -- Game Totals -- Final Statistics
Morehead State vs Marshall
11/28/12 7 p.m. at Huntington, W.Va. (Cam Henderson Center)**Morehead State 67 • 4-3**

		Total	3-Ptr	Rebounds											
#	Player	FG-FGA	FG-FGA	FT-FTA	Off	Def	Tot	PF	TP	A	TO	Blk	Stl	Min	
01	OWENS, Kahlil	f	2-10	0-0	2-6	5	3	8	4	6	0	0	0	17	
03	LEWIS-BRIGGS, M.	f	3-9	0-1	0-0	2	1	3	4	6	2	2	1	0	21
24	CHAVIS, Milton	f	4-14	2-3	1-2	1	4	5	3	11	2	2	1	1	33
02	ATKINSON, Devon	g	4-7	1-2	0-0	0	3	3	4	9	5	3	0	2	31
04	STOKES, Jarrett	g	5-9	4-6	0-0	0	5	5	5	14	0	3	0	1	32
12	TURNER, Bakari		1-9	0-4	2-3	2	0	2	1	4	2	1	0	0	17
15	PERCELL, Jordan		0-0	0-0	2-3	1	0	1	2	2	1	0	0	1	9
20	POSTHUMUS, Chad		2-5	0-0	1-2	2	5	7	3	5	0	3	1	0	15
21	REED, Bruce		3-6	0-0	0-0	5	1	6	4	6	1	0	0	1	17
42	HOLMES, Jason		2-2	0-0	0-0	0	0	0	2	4	0	1	0	1	8
Team						3	3	6							
Totals			26-71	7-16	8-16	21	25	46	32	67	13	15	3	7	200

FG % 1st Half: 10-32 31.3% 2nd half: 16-39 41.0% Game: 26-71 36.6% Deadball Rebounds 3
3FG % 1st Half: 2-8 25.0% 2nd half: 5-8 62.5% Game: 7-16 43.8%
FT % 1st Half: 1-2 50.0% 2nd half: 7-14 50.0% Game: 8-16 50.0%

Marshall 70 • 4-3

#	Player		Total		3-Ptr	Rebounds			PF	TP	A	TO	Blk	Stl	Min
			FG-FGA	FG-FGA	FT-FTA	Off	Def	Tot							
01	TINNIN, Dennis	f	5-10	0-1	2-4	6	10	16	2	12	0	2	1	0	35
24	PITTMAN, Elijah	f	2-9	1-3	1-2	3	1	4	2	6	1	2	0	1	32
11	SPIKES, Nigel	c	4-6	0-0	5-8	6	3	9	5	13	1	2	1	0	28
23	SCARVER, D.D.	g	2-10	1-7	12-13	0	3	3	2	17	1	2	0	0	26
50	KANE, DeAndre	g	5-20	0-5	3-9	4	4	8	3	13	7	4	0	2	39
00	MARTIN, Chris		1-2	0-1	2-4	0	2	2	0	4	0	2	0	0	21
04	HANNER, Jamir		1-2	0-0	3-4	2	4	6	2	5	1	2	1	0	14
31	KAMBOLA, JP		0-1	0-0	0-0	1	1	2	1	0	0	0	2	1	5
	Team					2	1	3				1			
Totals			20-60	2-17	28-44	24	29	53	17	70	11	17	5	4	200

G:9 - WEST VIRGINIA 69, MARSHALL 59

Official Basketball Box Score -- Game Totals -- Final Statistics
Marshall vs West Virginia
12/5/12 7 p.m. at Charleston, W.Va. (Civic Center)

Marshall 59 • 5-4

#	Player	Total		3-Ptr		Rebounds			PF	TP	A	TO	Blk	Stl	Min
		FG-FGA	FG-FGA	FT-FTA	FT-FTA	Off	Def	Tot							
01	TINNON, Dennis	f	0-4	0-0	4-6	2	5	7	4	4	1	3	0	0	30
04	PITTMAN, Elijah	f	6-9	4-7	0-0	0	2	2	3	16	1	2	0	0	30
11	SPIKES, Nigel	c	1-3	0-0	5-9	1	7	8	5	7	1	2	3	0	23
23	SCARVER, D.D.	g	5-13	4-8	3-4	0	4	4	0	17	2	3	0	1	33
50	KANE, DeAndre	g	6-15	1-4	0-1	1	2	3	5	13	7	5	0	0	39
00	MARTIN, Chris		0-4	0-1	0-0	0	0	0	1	0	0	0	0	1	11
02	GOFF, Robert		0-0	0-0	0-2	2	2	4	4	0	0	1	1	0	20
04	HANNER, Jamir		1-4	0-0	0-0	3	0	3	3	2	1	0	1	1	13
15	BOYKINS, DeVince		0-0	0-0	0-0	0	0	0	0	0	0	0	0	0	1
31	KAMBOLA, JP		0-0	0-0	0-0	0	0	0	0	0	0	0	0	0	0+
Team						1	3	4			1				
Totals			19-52	9-20	12-22	10	25	35	25	59	13	17	5	3	200
FG % 1st Half:		9-23	39.1%	2nd half:	10-29	34.5%	Game:		19-52	36.5%	Deadball				
3FG % 1st Half:		4-8	50.0%	2nd half:	5-12	41.7%	Game:		9-20	45.0%	Rebounds				
FT % 1st Half:		3-6	50.0%	2nd half:	9-16	56.3%	Game:		12-22	54.5%	5				

West Virginia 69 • 3-3

#	Player	Total		3-Ptr		Rebounds			PF	TP	A	TO	Blk	Stl	Min
		FG-FGA	FG-FGA	FT-FTA	FT-FTA	Off	Def	Tot							
13	Kilicli, Deniz	f	7-19	0-0	7-8	4	1	5	4	21	1	4	1	1	30
24	Murray, Aaric	c	3-7	0-1	1-2	3	7	10	4	7	0	1	2	1	29
03	Staten, Juwan	g	5-12	0-1	2-2	0	2	2	3	12	3	2	0	2	25
04	Hinds, Jabarie	g	3-8	1-1	2-2	0	1	1	0	9	2	1	0	0	29
15	Henderson, Terry	g	0-2	0-1	4-5	2	0	2	1	4	1	0	0	0	9
01	Rutledge, Dominique		0-0	0-0	0-0	0	0	0	0	0	0	0	0	0	1
10	Harris, Eron		0-1	0-0	0-0	0	0	0	0	0	0	0	0	1	2
14	Browne, Gary		2-5	0-1	3-4	1	4	5	3	7	0	2	0	2	25
21	Humphrey, Matt		0-0	0-0	0-0	0	0	0	0	0	0	0	0	0	1
34	Noreen, Kevin		1-1	0-0	1-3	2	3	5	3	3	1	0	0	0	19
55	Miles, Keaton		1-4	0-1	4-4	3	2	5	1	6	0	2	1	2	30
Team						0	8	8							
Totals			22-59	1-6	24-30	15	28	43	19	69	8	12	4	9	200
FG % 1st Half:		10-30	33.3%	2nd half:	12-29	41.4%	Game:		22-59	37.3%	Deadball				
3FG % 1st Half:		0-3	0.0%	2nd half:	1-3	33.3%	Game:		1-6	16.7%	Rebounds				
FT % 1st Half:		11-12	91.7%	2nd half:	13-18	72.2%	Game:		24-30	80.0%	3				

Officials: Mike Stuart, Duke Edsall, Bryan Kersey
Technical fouls: Marshall-SPIKES, Nigel; GOFF, Robert; PITTMAN, Elijah. West Virginia-Browne, Gary; Staten, Juwan.
Attendance: 11512
Chesapeake Energy Capital Classic
WVU: #24, #15, #4 and #10 all ejected with 1:37 left in the 2nd.
MU: #2 ejected with 1:37 left in the 2nd.

Score by periods	1st	2nd	Total			In	Off	2nd	Fast	Bench
Marshall	25	34	59	Points	Paint	18	T/O	9	Chance	2
West Virginia	31	38	69	MU	WVU	36	10	2	12	8

G:10 - MARSHALL 69, COPPIN STATE 63

Official Basketball Box Score -- Game Totals -- Final Statistics
Coppin State vs Marshall
12/8/12 7 p.m. at Huntington, W.Va. (Cam Henderson Center)

Coppin State 63 • 1-8

#	Player	Total		3-Ptr		Rebounds			PF	TP	A	TO	Blk	Stl	Min
		FG-FGA	FG-FGA	FT-FTA	FT-FTA	Off	Def	Tot							
21	MURRAY,Michael	f	8-17	2-5	0-0	5	4	9	1	18	3	0	1	0	40-
34	IEANS,Charles	f	5-10	1-3	2-5	0	2	2	3	13	1	0	0	2	39
01	COLE,Patrick	g	4-14	1-5	0-1	1	4	5	3	9	5	8	0	2	32
02	SMITH,Sterling	g	3-4	1-1	0-0	0	2	2	2	7	2	2	0	1	24
11	CEPHAS,Taariq	g	0-4	0-2	0-2	1	6	7	4	0	5	0	0	1	27
05	ARMSTRONG,Andre		1-2	1-1	0-2	0	0	0	0	3	0	0	0	0	11
24	JOHNSON,Collin		6-7	1-2	0-0	1	2	3	3	13	2	2	0	1	25
35	JOHNSON,Darryln		0-0	0-0	0-0	0	0	0	0	0	0	0	0	0	2
Team						0	1	1						1	
Totals			27-58	7-19	2-10	8	21	29	16	63	18	13	1	7	200
FG % 1st Half:		14-26	53.8%	2nd half:	13-32	40.6%	Game:		27-58	46.6%	Deadball				
3FG % 1st Half:		5-9	55.6%	2nd half:	2-10	20.0%	Game:		7-19	36.8%	Rebounds				
FT % 1st Half:		1-6	16.7%	2nd half:	1-4	25.0%	Game:		2-10	20.0%	4				

Marshall 69 • 6-4

#	Player	Total		3-Ptr		Rebounds			PF	TP	A	TO	Blk	Stl	Min
		FG-FGA	FG-FGA	FT-FTA	FT-FTA	Off	Def	Tot							
01	TINNON, Dennis	f	6-12	0-1	3-3	7	8	15	0	15	1	1	1	0	32
24	PITTMAN, Elijah	f	6-12	2-7	0-4	0	1	1	3	14	3	2	3	1	34
11	SPIKES, Nigel	c	2-9	0-0	2-4	6	5	11	0	6	1	2	1	1	32
00	MARTIN, Chris	g	0-2	0-1	0-0	0	0	0	0	0	0	1	0	0	7
23	SCARVER, D.D.	g	7-13	4-9	2-2	2	3	5	2	20	2	2	0	2	26
04	HANNER, Jamir		1-1	0-0	0-0	1	1	2	1	2	1	0	0	0	9
15	BOYKINS, DeVince		1-3	1-3	0-0	0	3	3	0	3	1	1	0	1	11
32	MANNING, Tamron		0-1	0-1	0-0	0	1	1	1	0	1	0	0	0	12
50	KANE, DeAndre		3-9	0-3	3-6	2	3	5	2	9	11	4	0	2	37
Team						2	2	4							
Totals			26-62	7-25	10-19	20	27	47	9	69	21	13	5	7	200
FG % 1st Half:		12-38	31.6%	2nd half:	14-24	58.3%	Game:		26-62	41.9%	Deadball				
3FG % 1st Half:		2-16	12.5%	2nd half:	5-9	55.6%	Game:		7-25	28.0%	Rebounds				
FT % 1st Half:		0-2	0.0%	2nd half:	10-17	58.8%	Game:		10-19	52.6%	4				

Officials: Rick Crawford, Marques Pettigrew, Peter Juzenas
Technical fouls: Coppin State-None. Marshall-PITTMAN, Elijah.
Attendance: 5152

Score by periods	1st	2nd	Total			In	Off	2nd	Fast	Bench
Coppin State	34	29	63	Points	Paint	32	T/O	17	Chance	9
Marshall	26	43	69	CSUM	MU	34	16	10	16	16

Last FG - CSUM 2nd-00:07, MU 2nd-01:02.
Largest lead - CSUM by 12 1st-12:01, MU by 8 2nd-00:22.

Score tied - 2 times.
Lead changed - 3 times.

G:11 - CINCINNATI 72, MARSHALL 56

Official Basketball Box Score -- Game Totals -- Final Statistics
Cincinnati vs Marshall
12/15/12 2 p.m. at Charleston, W.Va. (Civic Center)

Cincinnati 72 • 10-0

#	Player		Total		3-Ptr		Rebounds			PF	TP	A	TO	Blk	Stl	Min
			FG-FGA	FG-FGA	FT-FTA	Off	Def	Tot								
05	JACKSON, Justin	f	5-6	0-0	0-0	1	0	1	3	10	3	1	0	3	20	
13	MBODJ, Cheikh	c	4-4	0-0	1-3	1	3	4	4	9	0	0	1	0	22	
01	WRIGHT, Cashmere	g	5-13	4-7	0-0	0	1	1	1	14	3	2	0	1	32	
23	KILPATRICK, Sean	g	5-15	2-8	1-2	3	3	6	0	13	2	2	0	2	35	
44	PARKER, JaQuon	g	3-8	0-1	2-2	1	2	3	3	8	1	0	0	0	26	
02	RUBLES, Titus		0-5	0-0	2-2	2	6	8	3	2	2	2	0	3	17	
04	THOMAS, Shaquille		3-4	0-0	2-4	2	1	3	3	8	2	1	1	0	13	
14	GUYN, Ge'Lawn		0-1	0-1	0-0	0	0	0	0	0	0	0	0	0	6	
15	SANDERS, Jermaine		2-5	0-0	0-0	2	2	4	2	4	1	1	0	0	13	
33	NYARSUK, David		2-3	0-0	0-0	2	3	5	3	4	0	2	1	0	16	
Team						3	2	5								
Totals				29-64	6-17	8-13	17	23	40	22	72	14	11	3	9	200
FG % 1st Half: 13-38			34.2%	2nd half: 16-26	61.5%	Game: 29-64		45.3%	Deadball							
3FG % 1st Half: 1-11			9.1%	2nd half: 5-6	83.3%	Game: 6-17		35.3%	Rebound							
FT % 1st Half: 2-2			100.0	2nd half: 6-11	54.5%	Game: 8-13		61.5%	3							

GAME-BY-GAME COMPARISON

THE STAT CREW SYSTEM Marshall Team Game-by-Game Comparison (as of Dec 20, 2012) All games

Opponent	1st	2nd	Score	Mar	Total FG	FG Pct	3-Pointers	3FG Pct	Free Throws	FT Pct	Rebounds	Assist	T/Over	Block	Steal	Fouls
LONGWOOD	35/20	46/27	81-47	+34	29-57/17-57	.509/.298	6-14/2-15	.429/.133	17-28/11-19	.607/.579	49/27 +22	17/9	19/18	6/2	12/7	18/22
Villanova	35/43	33/37	68-80	(12)	24-53/23-46	.453/.500	12-27/9-22	.444/.409	8-15/25-37	.533/.676	23/37 (14)	16/14	16/17	2/1	9/8	26/13
District of Columbia	36/37	44/21	80-58	+22	32-66/21-58	.485/.362	3-15/5-16	.200/.313	13-17/11-20	.765/.550	51/26 +25	15/12	13/10	8/1	5/5	15/11
South Dakota State	41/40	36/38	77-78	(1)	30-63/27-57	.476/.474	8-23/11-21	.348/.524	9-14/13-20	.643/.650	42/29 +13	15/19	9/4	3/1	3/4	15/15
Hofstra	31/37	54/48	100-103	(3)	32-73/28-70	.438/.400	10-33/7-18	.303/.389	26-42/40-57	.619/.702	43/57 (14)	21/11	15/14	9/3	5/6	39/30
NEVADA	40/24	49/58	89-82	+7	33-64/28-62	.516/.452	6-18/7-23	.333/.304	17-34/19-24	.500/.792	42/35 +7	19/16	7/8	6/0	4/5	19/27
MOREHEAD STATE	24/23	46/44	70-67	+3	20-60/26-71	.333/.366	2-17/7-16	.118/.438	28-44/8-16	.636/.500	53/46 +7	11/13	17/15	5/3	4/7	17/32
UNC WILMINGTON	28/28	33/30	61-58	+3	20-55/26-56	.364/.464	5-17/3-12	.294/.250	16-26/3-6	.615/.500	39/30 +9	8/6	14/14	2/4	10/8	10/26
West Virginia	25/31	34/38	59-69	(10)	19-52/22-59	.365/.373	9-20/1-6	.450/.167	12-22/24-30	.545/.800	35/43 (8)	13/8	17/12	5/4	3/9	25/19
COPPIN STATE	26/34	43/29	69-63	+6	26-62/27-58	.419/.466	7-25/7-19	.280/.368	10-19/2-10	.526/.200	47/29 +18	21/18	13/13	5/1	7/7	9/16
CINCINNATI	25/29	31/43	56-72	(16)	17-43/29-64	.395/.453	8-12/6-17	.667/.353	14-27/8-13	.519/.615	31/40 (9)	9/14	20/11	2/3	4/9	15/22
SAVANNAH STATE	27/25	37/23	64-48	+16	20-48/21-63	.417/.333	5-16/0-7	.313/.000	19-31/6-10	.613/.600	41/38 +3	15/9	19/16	3/2	8/15	11/23

Note: Game totals are displayed in the format TEAM/OPPONENT for each category

SEASON STATS

THE STAT CREW SYSTEM Marshall Combined Team Statistics (as of Dec 19, 2012) All games

RECORD:	OVERALL	HOME	AWAY	NEUTRAL
ALL GAMES	7-5	6-1	0-2	1-2
CONFERENCE	0-0	0-0	0-0	0-0
NON-CONFERENCE	7-5	6-1	0-2	1-2

##	Player	gp-gs	min	avg	Total		3-Point		F-Throw		Rebounds				pf	dq	a	to	blk	stl	pts	avg	
					fg-fga	fg%	3fg-fga	3fg%	ft-fa	ft%	off	def	tot	avg									
23	SCARVER, D.D.	12-12	327	27.3	59-141	.418	34-79	.430	34-41	.829	7	24	31	2.6	23	1	17	21	3	9	186	15.5	
50	KANE, DeAndre	10-9	382	38.2	55-154	.357	7-43	.163	33-70	.471	17	31	48	4.8	22	1	85	32	4	17	150	15.0	
24	PITTMAN, Elijah	12-10	379	31.6	59-109	.541	20-50	.400	34-46	.739	18	39	57	4.8	28	0	21	22	12	6	172	14.3	
01	TINNON, Dennis	12-11	376	31.3	48-102	.471	4-12	.333	30-43	.698	36	74	110	9.2	32	1	17	27	6	8	130	10.8	
11	SPIKES, Nigel	12-12	316	26.3	27-56	.482	0-0	.000	30-62	.484	46	58	104	8.7	34	2	8	17	15	8	84	7.0	
00	MARTIN, Chris	12-2	238	19.8	20-63	.317	12-40	.300	8-16	.500	2	11	13	1.1	19	0	15	19	0	12	60	5.0	
04	HANNER, Jamir	12-0	116	9.7	20-33	.606	2-5	.400	6-12	.500	13	20	33	2.8	17	0	6	7	2	5	48	4.0	
02	GOFF, Robert	9-3	153	17.0	10-20	.500	0-0	.000	12-24	.500	15	16	31	3.4	26	0	5	15	9	3	32	3.6	
31	KAMBOLA, JP	5-0	19	3.8	2-3	.667	0-0	.000	0-0	.000	2	3	5	1.0	3	0	0	0	3	2	4	0.8	
15	BOYKINS, DeVince	5-0	42	8.4	1-6	.167	1-5	.200	0-1	.000	1	5	6	1.2	1	0	2	3	0	2	3	0.6	
34	MBAO, Yous	4-0	33	8.3	0-4	.000	0-0	.000	2-4	.500	6	4	10	2.5	7	0	0	4	2	0	2	0.5	
32	MANNING, Tamron	8-1	69	8.6	1-5	.200	1-3	.333	0-0	.000	1	3	4	0.5	7	0	4	7	0	2	3	0.4	
Team											17	27	44										
Total.....		12	2450		302-696	.434	81-237	.342	189-319	.592	181	315	496	41.3	219	5	180	179	56	74	874	72.8	
Opponents.....		12	2450		295-721	.409	65-192	.339	170-262	.649	155	282	437	36.4	256	9	149	152	25	90	825	68.8	

TEAM STATISTICS	MU	OPP
SCORING	874	825
Points per game	72.8	68.8
Scoring margin	+4.1	-
FIELD GOALS-ATT	302-696	295-721
Field goal pct	.434	.409
3 POINT FG-ATT	81-237	65-192
3-point FG pct	.342	.339
3-pt FG made per game	6.8	5.4
FREE THROWS-ATT	189-319	170-262
Free throw pct	.592	.649
F-Throws made per game	15.8	14.2
REBOUNDS	496	437
Rebounds per game	41.3	36.4
Rebounding margin	+4.9	-
ASSISTS	180	149
Assists per game	15.0	12.4
TURNOVERS	179	152
Turnovers per game	14.9	12.7
Turnover margin	-2.2	-
Assist/turnover ratio	1.0	1.0
STEALS	74	90
Steals per game	6.2	7.5
BLOCKS	56	25
Blocks per game	4.7	2.1
ATTENDANCE	38521	24506
Home games-Avg/Game	7-5503	2-3888
Neutral site-Avg/Game	-	3-5577

Date	Opponent		Score	Att.
11/9/12	LONGWOOD	w	81-47	5472
& 11/11/12	at Villanova	L	68-80	6500
& 11/16/12	vs District of Columbia	w	80-58	3142
& 11/17/12	vs South Dakota State	L	77-78	2076
& 11/18/12	at Hofstra	Lo2	100-103	1276
11/24/12	NEVADA	w	89-82	5583
11/28/12	MOREHEAD STATE	w	70-67	5877
12/1/12	UNC WILMINGTON	w	61-58	5689
% 12/5/12	vs West Virginia	L	59-69	11512
12/8/12	COPPIN STATE	w	69-63	5152
% 12/15/12	CINCINNATI	L	56-72	5432
12/19/12	SAVANNAH STATE	w	64-48	5316

& = 2K Sports Classic benefitting Wounded Warrior Project

% = at Civic Center in Charleston, W.Va.

* = Conference game

Score by Periods	1st	2nd	OT	OT2	Totals
Marshall	373	486	4	11	874
Opponents	371	436	4	14	825