


KENTUCKY BASKETBALL

2013 POSTSEASON GUIDE



COUNT ON EACH OTHER

2013 NATIONAL INVITATION TOURNAMENT®



All Games Eastern Time // Home Team in Bold and Caps
 *Automatic Qualifiers - Regular Season Conference Champions

2012-13



UK Media Relations • 859.257.3838 (o) • UKAthletics.com

Basketball Contacts: **DeWayne Peevy** (DeWayne.Peevy@uky.edu), **John Hayden** (John.Hayden@uky.edu), **Deb Moore** (Deb.Moore@uky.edu)

SCHEDULE/RESULTS (21-11, 12-6 SEC)

Date	Opponent	Result/Time
N. 1	NORTHWOOD (Exh.) [FSS]	W, 93-61
N. 5	TRANSYLVANIA (Exh.) [FSS]	W, 74-28
N. 9	¹ vs. Maryland [ESPN]	W, 72-69
N. 13	² vs. No. 9/9 Duke [ESPN]	L, 75-68
N. 16	³ LAFAYETTE [FSS]	W, 101-49
N. 21	³ MOREHEAD STATE [FSS]	W, 81-70
N. 23	³ LIU BROOKLYN [FSS]	W, 104-75
N. 29	⁴ at Notre Dame [ESPN2]	L, 64-50
D. 1	BAYLOR [CBS]	L, 64-55
D. 4	SAMFORD [FSN]	W, 88-56
D. 8	PORTLAND [ESPN2]	W, 74-46
D. 15	LIPSCOMB [FSN]	W, 88-50
D. 22	MARSHALL [ESPN2]	W, 82-54
D. 29	at No. 4/3 Louisville [CBS]	L, 80-77
J. 2	EASTERN MICHIGAN [ESPNU]	W, 90-38
J. 10	[*] at Vanderbilt [ESPN]	W, 60-58
J. 12	[*] TEXAS A&M [SEC Network]	L, 83-71
J. 15	[*] TENNESSEE [ESPN]	W, 75-65
J. 19	[*] at Auburn [ESPNU]	W, 75-53
J. 22	[*] at Alabama [ESPN]	L, 59-55
J. 26	[*] LSU [SEC Network]	W, 75-70
J. 29	[*] at No. 16/16 Ole Miss [ESPN]	W, 87-74
F. 2	[*] at Texas A&M [ESPN]	W, 72-68 (ot)
F. 5	[*] SOUTH CAROLINA [ESPNU]	W, 77-55
F. 9	[*] AUBURN [SEC Network]	W, 72-62
F. 12	[*] at No. 7/6 Florida [ESPN]	L, 69-52
F. 16	[*] at Tennessee [CBS]	L, 88-58
F. 20	[*] VANDERBILT [SEC Network]	W, 74-70
F. 23	[*] MISSOURI [ESPN]	W, 90-83 (ot)
F. 27	[*] MISSISSIPPI STATE [SEC Network]	W, 85-55
M. 2	[*] at Arkansas [CBS]	L, 73-60
M. 7	[*] at Georgia [ESPN]	L, 72-62
M. 9	[*] No. 11/9 FLORIDA [CBS]	W, 61-57
M. 15	⁵ Vanderbilt (SEC Network)	L, 64-48
M. 19	⁶ at Robert Morris (ESPN)	7:30 p.m. ET

¹ Barclays Center Classic (Barclays Center, Brooklyn, N.Y.);² State Farm Champions Classic (Georgia Dome, Atlanta, Ga.);³ Barclays Center Classic (Rupp Arena, Lexington, Ky.);⁴ SEC/Big East Challenge (South Bend, Ind.); ⁵ SEC Tournament (Bridgestone Arena, Nashville, Tenn.); ⁶ NIT (Sewall Center, Moon Township, Pa.)

UK EARNS TOP SEED IN NIT, TRAVELS TO ROBERT MORRIS

Kentucky has earned the No. 1 overall seed in the National Invitation Tournament and will travel to Robert Morris for the opening round of the tournament on Tuesday, March 19 at 7:30 p.m. ET. The Wildcats will play away from home for the opening round, but if they advance will return to Rupp Arena for the second round and quarterfinals of the tournament. The Wildcats are led by 14.0 points per game from freshman Archie Goodwin. Goodwin has scored in double-figures in 23 games this season including a team-high 12-point effort against Vanderbilt in the SEC Tournament.

Robert Morris is an automatic qualifier for the NIT after winning the Northeast regular season crown. The Colonials are 23-10 overall and are led by 12.7 points per game from Karvel Anderson.

CAT SCRATCHES

- Kentucky is in its 110th season of basketball.
- Kentucky is the all-time NCAA leader in wins with 2,111.
- The Wildcats have twice won the NIT (1946 and 1976).
- This is the ninth total appearance in the NIT for UK and the first since 2009.
- Under the direction of John Calipari, the Wildcats are 26-5 (.839) in the month of March.
- UK SEC honors (League Coaches): Freshman of the Year - Nerlens Noel; Sixth Man of the Year - Kyle Wiltjer; Defensive Player of the Year - Nerlens Noel.
- Noel was a first-team All-SEC and All-SEC Defensive team selection by league coaches. He was joined by Willie Cauley-Stein, Archie Goodwin and Alex Poythress on the All-SEC Freshman team.
- Noel was named Freshman All-America by the United States Basketball Writers Association

GAMECENTER

Kentucky Wildcats

Record: 21-11 12-6 in SEC
 Rankings: RV (AP)/NR (Coaches)
 Last Game: Lost vs. Vanderbilt, 64-48
 Head Coach: John Calipari
 Overall Record: 568-165 (.775)
 at UK: 123-25 (.831)
 Last Five Games: 2-3
 Calipari vs. RMU: First Meeting
 All-Time Series: UK leads, 1-0

Robert Morris Colonials

Record: 23-10, 14-4 in Northeast
 Rankings: NR/NR
 Last Game: Lost vs. Mount St. Mary's, 69-60
 Head Coach: Andrew Toole
 Overall On-Court Record: 67-35 (.657)
 at RMU: 67-35 (.657)
 Last Five Games: 4-1
 Toole vs. Kentucky: First Meeting
 Last Meeting: UK, 92-67, 12/30/1993

PROJECTED STARTERS*

Kentucky Wildcats						Robert Morris Colonials					
P	#	Name	Pts.	Rebs.	Assts	P	#	Name	Pts.	Rebs.	Assts
G	10	Archie Goodwin	14.0	4.5	2.7	C	1	Mike McFadden	8.4	3.6	1.0~
• Scored in double-figures in 23 games this season						• One of three players with 100+ rebounds					
G	12	Ryan Harrow	10.1	2.9	2.9	G	2	Velton Jones	10.9	1.7	4.5
• UK is 11-0 when he dishes out four or more assists						• Leads team with 150 assists					
F	15	Willie Cauley-Stein	8.3	6.3	2.1^	G	3	Coron Williams	9.2	2.2	1.2
• Has at least one block in eight-straight games						• Started 32 of 33 games this season					
F	22	Alex Poythress	11.4	6.2	0.7	F	22	Lucky Jones	11.8	6.1	1.2~
• Notched six 20-point scoring games						• Leads team in rebounds, also has 41 steals					
G	34	Julius Mays	9.4	2.9	2.9	F	34	Russell Johnson	10.7	6.0	1.6~
• Sunk at least one 3-pointer in 20 of last 21 games						• Paces the squad with 53 steals on the year					

*Based on previous game's starters; ^-blocks; ~-steals

ABOUT THE GAME

TELEVISION • ESPN

Play-by-Play: Bob Wischusen
 Analyst: Jimmy Dykes

RADIO • UK IMG SPORTS NETWORK

Play-by-Play: Tom Leach
 Analyst: Mike Pratt
 XM Channel: TBA

OPPONENT MEDIA INFO

Contact: Jim Duzyk
 Phone: 412.397.4919
 Email: duzyk@rmu.edu

ASSOCIATED PRESS

MARCH 11				
No.	Team	W-L	Pts.	Pvs.
1	Gonzaga (54)	30-2	1611	1
2	Duke (11)	27-4	1559	3
3	Indiana	26-5	1491	2
4	Louisville	26-5	1421	8
5	Georgetown	24-5	1344	5
6	Michigan	25-6	1230	7
7	Kansas	26-5	1224	4
8	Michigan State	24-7	1184	10
9	Miami (FL)	24-6	1082	6
10	Ohio State	23-7	1073	14
11	Kansas State	25-6	932	9
12	Marquette	23-7	921	15
13	Florida	24-6	838	11
14	Oklahoma State	23-7	805	13
15	New Mexico	26-5	771	12
16	Saint Louis	24-6	557	16
17	Pittsburgh	24-7	551	20
18	Arizona	24-6	523	18
19	Syracuse	23-8	362	17
20	Memphis	27-4	316	25
21	UCLA	23-8	245	23
22	Wisconsin	21-10	191	22
23	Creighton	22-7	190	NR
24	Notre Dame	23-8	171	24
25	Virginia Commonwealth	24-7	157	21

USA TODAY/ESPN COACHES

MARCH 11				
No.	Team	W-L	Pts.	Pvs.
1	Gonzaga (29)	30-2	772	1
2	Duke (2)	27-4	736	4
3	Indiana	26-5	736	2
4	Louisville	26-5	669	6
5	Georgetown	24-5	611	5
6	Kansas	26-5	601	3
7	Michigan State	24-7	557	12
8	Michigan	25-6	542	8
9	Ohio State	23-7	533	13
10	Miami (FL)	24-6	502	7
11	Florida	24-6	472	9
12	Kansas State	25-6	410	10
13	Marquette	23-7	400	17
14	New Mexico	26-5	345	11
15	Oklahoma State	23-7	331	14
16	Saint Louis	24-6	287	15
17	Memphis	27-4	269	20
18	Arizona	24-6	252	18
19	Pittsburgh	24-7	238	22
20	Syracuse	23-8	171	16
21	Saint Mary's	27-5	136	23
22	Virginia Commonwealth	24-7	112	19
23	Wisconsin	21-10	106	21
24	Creighton	27-7	94	NR
25	UCLA	23-8	72	NR

WEEKLY RANKINGS

DATE	AP	COACHES
Preseason	3	3
Nov. 12	3	3
Nov. 19	8	7
Nov. 26	8	8
Dec. 3	rv	19
Dec. 10	rv	22
Dec. 17	rv	23
Dec. 24	rv	23
Dec. 31	rv	rv
Jan. 7	rv	rv
Jan. 14	nr	nr
Jan. 21	nr	nr
Jan. 28	nr	nr
Feb. 4	rv	rv
Feb. 11	25	rv
Feb. 18	nr	rv
Feb. 25	nr	rv
March 4	nr	nr
March 11	rv	rv

MEDIA INFORMATION

MEDIA AVAILABILITY

Player interviews are conducted prior to practices and will be available to all UK media on the Joe Craft Center practice court. Coach John Calipari will meet with members of the media immediately following player interviews either on the practice court or in the Memorial Coliseum media room. Time and location will be announced by the UK Media Relations office.

INTERVIEWS

Media wishing to interview UK coach John Calipari are asked to notify John Hayden with UK Media Relations at 859.257.3838. No interviews will be allowed the day of a game. All interviews with Kentucky student-athletes must be coordinated through Deb Moore with UK Media Relations. Telephone interviews will be fulfilled at a time that does not interfere with the player's academic or practice schedule.

POSTGAME INTERVIEWS

The Kentucky locker room is open to the media following a 10-minute cooling off period for the NIT. Coach Calipari and player interviews will be conducted in the media room following the cooling-off period.

The locker room will be open and players will be available for interviews for 30 minutes following the 10-minute cooling off period.

QUICK FACTS

Location: Lexington, Ky.
Founded: 1865
Enrollment: 28,000
Nickname: Wildcats
Colors: Blue (PMS 286) and White
Conference: SEC (East)
Stadium: Rupp Arena (23,000)
President: Dr. Eli Capilouto
Athletics Director: Mitch Barnhart
Faculty Representative: Joseph L. Fink III

MEDIA RELATIONS

Executive Associate AD: DeWayne Peevy (Montevallo, '96)
Assoc. Media Relations Director: John Hayden (Alabama, '98)
Asst. Media Relations Director: Deb Moore (St. Bonaventure, '06)

COMMUNICATIONS • AREA CODE (859)

UK Media Relations: 257.3838
Peevy Home: 227.1779 - dewayne.peevy@uky.edu
Hayden Home: 559.9399 - john.hayden@uky.edu
Moore Home: 559.5781 - deb.moore@uky.edu
Press Row: 252.3602

BASKETBALL STAFF

Head Coach: John Calipari (Clarion, 1982)
Asst. Coach: Orlando Antigua (Pittsburgh, 1995)
Asst. Coach: Kenny Payne (Louisville, 2003)
Asst. Coach: John Robic (Denison, 1986)
Special Asst. to the Head Coach: Rod Strickland (DePaul)
Strength Coach: Mike Malone (Mount Union College, 2001)
Athletic Trainer: Chris Simmons (Memphis, 2002)
Director of Operations: Chris Woolard (UCLA, 1997)

KENTUCKY NUMERICAL ROSTER

No.	Name	Pos.	Ht.	Wt.	Yr.	Exp.	Hometown (High School/College)
3	Nerlens Noel	F	6-10	228	Fr.	HS	Everett, Mass. (Tilton)
4	Jon Hood	G	6-7	212	Jr.	2L	Madisonville, Ky. (North Hopkins)
5	Jarrold Polson	G	6-2	189	Jr.	2L	Nicholasville, Ky. (West Jessamine)
10	Archie Goodwin	G	6-4.5	198	Fr.	HS	Little Rock, Ark. (Sylvan Hills)
11	Twany Beckham	G	6-4.5	202	Sr.	2L	Louisville, Ky. (Mississippi State)
12	Ryan Harrow	G	6-2	170	So.	TR	Marietta, Ga. (NC State)
13	Sam Malone	G	5-11	185	So.	1L	Scituate, Mass. (Scituate)
15	Willie Cauley-Stein	F	7-0	244	Fr.	HS	Olathe, Kan. (Northwest)
21	Tod Lanter	G	6-2	189	So.	TR	Lexington, Ky. (Golf Coast CC)
22	Alex Poythress	F	6-7	239	Fr.	HS	Clarksville, Tenn. (Northeast)
32	Brian Long	G	5-9	155	So.	1L	Dumont, N.J. (River Dell)
33	Kyle Wiltjer	F	6-10	239	So.	1L	Portland, Ore. (Jesuit)
34	Julius Mays	G	6-2	192	Sr.	TR	Marion, Ind. (Wright State)

Coaches:

John Calipari - Head Coach
Orlando Antigua - Assistant Coach
Kenny Payne - Assistant Coach
John Robic - Assistant Coach

Pronunciation Guide

TWANY Beckham (TWAN-ee)
Willie Cauley-**STEIN** (STINE)
Nerlens **NOEL** (Know-ELL)
Alex **POYTHRESS** (POI-Thress)
Kyle **WILTJER** (WILT-jer)

2012-13 TV CHART



3

**Nerlens
Noel**

6-10 • 208 • Fr. • F
Everett, Mass.
(Tilton)



4

**Jon
Hood**


6-7 • 212 • Jr. • G
Madisonville, Ky.
(North Hopkins)



5

**Jarrod
Polson**

6-2 • 189 • Jr. • G
Nicholasville, Ky.
(West Jessamine)



10

**Archie
Goodwin**

6-4 1/2 • 198 • Fr. • G
Little Rock, Ark.
(Sylvan Hills)



11

**Twany
Beckham**

6-4 1/2 • 202 • Sr. • G
Louisville, Ky.
(Mississippi State)



12

**Ryan
Harrow**

6-2 • 170 • So. • G
Marietta, Ga.
(North Carolina State)



13

**Sam
Malone**

5-11 • 185 • So. • G
Scituate, Mass.
(Scituate)



15

**Willie
Cauley-Stein**

7-0 • 244 • Fr. • F
Olathe, Kan.
(Northwest)



21

**Tod
Lanter**


6-2 • 189 • So. • G
Lexington, Ky.
(Gulf Coast CC)



22

**Alex
Poythress**


6-7 • 239 • Fr. • F
Clarksville, Tenn.
(Northeast)



32

**Brian
Long**

5-9 • 155 • So. • G
Dumont, N.J.
(River Dell)



33

**Kyle
Wiltjer**

6-10 • 239 • So. • F
Portland, Ore.
(Jesuit)



34

**Julius
Mays**

6-2 • 192 • Sr. • G
Marion, Ind.
(Wright State)



**John
Calipari**

Head Coach
4th Year at UK
(Clarion, '82)



**Orlando
Antigua**

Assistant Coach
4th Year at UK
(Pittsburgh, '95)



**Kenny
Payne**

Assistant Coach
3rd Year at UK
(Louisville, '03)




**John
Robic**

Assistant Coach
4th Year at UK
(Denison, '86)




KENTUCKY BASKETBALL 2012-13 HONORS



WILLIE CAULEY-STEIN

• Freshman All-SEC

15



NERLENS NOEL

- First Team All-SEC
- SEC Defensive Player of the Year
- SEC Freshman of the Year
- Freshman All-SEC
- SEC All-Defensive Team
- USBWA All-District Team
- USBWA Freshman All-America

3



ARCHIE GOODWIN

• Freshman All-SEC


10



ALEX POYTHRESS

• Freshman All-SEC

22



KYLE WILTJER

• SEC Sixth Man of the Year

33

MONDAY - 18	TUESDAY - 19	WEDNESDAY - 20	THURSDAY - 21	FRIDAY - 22	SATURDAY - 23	SUNDAY - 24
Interviews 2:00 p.m. Practice 2:30 p.m. Leave for Robert Morris	at Robert Morris 7:30 p.m. ET (ESPN) Charles L. Sewall Center Moon Township, Pa.	OFF	Practice 3:00 p.m.	Practice 3:00 p.m.	Practice 3:00 p.m.	vs. Providence/ Charlotte 5:00 p.m. ET (ESPN) Rupp Arena

2012-13 SEC STANDINGS

Team	SEC	Pct.	GB	All
Florida	14-4	.778	--	26-7
KENTUCKY	12-6	.667	2.0	21-11
Ole Miss	12-6	.667	2.0	26-8
Alabama	12-6	.667	2.0	21-12
Tennessee	11-7	.611	3.0	20-12
Missouri	11-7	.611	3.0	23-10
Arkansas	10-8	.556	4.0	19-13
Georgia	9-9	.500	5.0	15-17
LSU	9-9	.500	5.0	19-12
Vanderbilt	8-10	.444	6.0	16-17
Texas A&M	7-11	.389	7.0	18-15
South Carolina	4-14	.222	10.0	14-18
Mississippi State	4-14	.222	10.0	10-22
Auburn	3-15	.167	11.0	9-23

**Through March 18

SEC IN POSTSEASON

NIT TOURNAMENT

March 19 (Tuesday)

Kentucky at Robert Morris - Moon Township, Pa. - 7:30 p.m. ET (ESPN)
Northeastern at Alabama - Tuscaloosa, Ala. - 9:00 p.m. ET (ESPN2)

March 20 (Wednesday)

Mercer at Tennessee - Knoxville, Tenn. - 8:00 p.m. ET (ESPNU)

NCAA TOURNAMENT

March 21 (Thursday)

Colorado State vs. Missouri - Lexington, Ky. - 9:20 p.m. ET (TBS)

March 22 (Friday)

Wisconsin vs. Ole Miss - Kansas City - 12:40 p.m. ET (truTV)
Northwestern State vs. Florida - Austin, Texas - 6:50 p.m. ET (TBS)

Scouting the Colonials

Robert Morris enters the NIT as an automatic qualifier after winning the Northeast regular season title. The Colonials have four players averaging double-figure scoring led by 12.7 per game from Karvel Anderson.

RMU makes 8.6 3-pointers per game as a team which ranks eighth in the nation. RMU generates 9.1 steals per outing which is a total that is the 14th-best mark nationally.

Comparing the Teams

Stat	UK	RMU
Points	73.1	71.3
Opp. points	64.6	65.6
Rebounds	38.2	32.2
Opp rebounds	34.0	33.4
Off. Rebounds	11.6	10.8
FG %	.474	.430
Opp FG%	.391	.448
3-Pt. %	.349	.380
Opp. 3-Pt. %	.325	.336
FT %	.640	.744
Opp. FT %	.712	.677
Fouls	17.2	19.3
Assists	13.6	14.1
Turnovers	13.0	12.9
Opp. Turnovers	11.9	16.5
Blocks	6.7	2.7
Steals	5.8	9.1

Series History vs. Robert Morris

Kentucky owns a 1-0 all-time record against the Colonials. The only meeting came on Dec. 30, 1993 in Rupp Arena. UK won that game by a score of 92-67.

UK in the NIT

The Wildcats are making their ninth appearance in the National Invitation Tournament (NIT) and first since the 2009 season.

Kentucky has won two NITs (1946 and 1976) en route to a 13-6 mark in the tournament.

Calipari in the NIT

John Calipari advances to his sixth NIT. He's advanced to the NIT semifinals four times, while winning the title in 2002 with Memphis.

NIT HISTORY

- The Cats hold an all-time record of 13-6 in the NIT, with this appearance marking the ninth total time in the tournament.
- Kentucky has finished third or better in the NIT four times, including winning championships in 1946 and 1976.
- Kentucky's first appearance in the NIT was in 1944.
- UK's first win in the tournament was a 46-38 victory over Utah.
- The last time the Wildcats played in the NIT was in 2009, losing in the quarterfinals of the tournament at Notre Dame, 77-67.
- In 1944 Kentucky finished fourth in the NIT Tournament, but won the NCAA Championship the next year.

Year	Location	Opponent (Round)	Result
1944	New York	Utah (QF)	46-38, W
		St. John's (SF)	45-48, L
		Okla. A&M (Cons.)	45-29, W
1946	New York	Arizona (QF)	77-53, W
		West Virginia (SF)	59-51, W
		Rhode Island (CH)	46-45, W
1947	New York	Long Island (QF)	66-62, W
		N.C. State (SF)	60-42, W
		Utah (CH)	45-49, L
1949	New York	Loyola (QF)	56-61, L
1950	New York	CCNY (QF)	50-89, L
1976	New York	Niagara (1st)	67-61, W
		Kansas State (QF)	81-78, W
		Providence (SF)	79-79, W
		Charlotte (CH)	71-67, W
1979	Lexington	Clemson (1st)	67-68ot, L
2009	Lexington	UNLV (1st)	70-60, W
	Omaha	Creighton (2nd)	65-63, W
	South Bend	Notre Dame (QF)	67-77, L
2013	Pittsburgh	Robert Morris (1st)	3/19/13

UK VS. 2013 NIT TOURNAMENT FIELD

Kentucky Region

<i>Opponent</i>	<i>UK in Series:</i>	<i>NIT Tournament</i>	<i>Last Meeting</i>
Arizona State	3-0	-	11/25/2002 (UK 82, ASU 65)
Baylor	7-1	-	12/1/2012 (BU 64, UK 55)
Charlotte	2-0	1-0	12/19/1987 (UK 84, Charlotte 81)
Detroit	1-1	-	12/7/1982 (UK 83, Detroit 46)
Long Beach State	1-0	-	12/23/2009 (UK 86, LBSU 73)
Providence	1-0	1-0	3/18/1976 (UK 79, Providence 78)
Robert Morris	1-0	-	12/30/1993 (UK 92, RMU 67)

Southern Miss Region

BYU	3-0	-	3/17/1984 (UK 93, BYU 68)
Charleston Southern	Never Met		
Florida State	6-2	-	3/27/1993 (UK 106, FSU 81)
Louisiana Tech	Never Met		
Mercer	2-1	-	11/19/1998 (UK 82, Mercer 51)
Southern Miss	Never Met		
Tennessee	149-67	-	2/16/2013 (UT 88, UK 58)
Washington	2-0	-	11/23/2010 (UK 74, UW 67)

Alabama Region

Alabama	102-37	-	1/22/2013 (UA 59, UK 55)
Denver	Never Met		
Maryland	9-5	-	11/9/2012 (UK 72, Maryland 69)
Niagara	1-0	1-0	3/13/1976 (UK 67, NU 61)
Northeastern	Never Met		
Ohio	14-1	-	12/30/2005 (UK 71, Ohio 63)
Stanford	3-0	-	11/25/2009 (UK 73, Stanford 65 OT)
Stephen F. Austin	Never Met		

Virginia Region

Indiana State	Never Met		
Iowa	5-3	-	11/21/2005 (Iowa 67, UK 63)
Massachusetts	5-1	-	12/22/2006 (UK 82, UMass 68)
Norfolk State	Never Met		
St. John's	11-5	0-1	12/1/2011 (UK 81, SJU 59)
St. Joseph's	2-0	-	3/20/1997 (UK 83, St. Joe's 68)
Stony Brook	1-0	-	11/27/2007 (UK 62, SB 52)
Virginia	6-3	-	11/26/2002 (UVA 75, UK 61)

2013 UK OPPONENTS IN THE FIELD (2-3)

Alabama	0-1	Alabama 59, Kentucky 55 (1/22/13)
Baylor	0-1	Baylor 64, Kentucky 55 (12/1/12)
Maryland	1-0	Kentucky 72, Maryland 69 (11/9/12)
Tennessee	1-1	Kentucky 75, Tennessee 65 (1/15/13)
		Tennessee 88, Kentucky 58 (2/16/13)

UK NIT TEAM SINGLE-GAME RECORDS

Most Points

81, Kansas State (1976, 1st Round)
79, Providence (1976, Semifinals)
77, Arizona (1946, Quarterfinals)

by Opponent

89 by CCNY (1950, Quarterfinals)
78 by Kansas State (1976, Quarterfinals)
78 by Providence (1976, Semifinals)

Fewest Points

45, Utah (1947, Championship)
45, Oklahoma A&M (1944, Championship)
45, St. Johns (1944, Semifinals)

by Opponent

29 by Oklahoma A&M (1944, Consolation game)
39 by Utah (1944, Quarterfinals)
42 by NC State (1947, Semifinals)

Field Goals

34, Kansas State (1976, Quarterfinals)
33, Providence (1976, Semifinals)
31, UNC-Charlotte (1976, Championship)

by Opponent

36 by CCNY (1950, Quarterfinals)
36 by Kansas State (1976, Quarterfinals)
34 by Providence (1976, Semifinals)

Field Goal Attempts

82, CCNY (1950, Quarterfinals)
63, UNC-Charlotte (1976, Championship)
62, Kansas State (1976, Quarterfinals)

by Opponent

80 by CCNY (1950, Quarterfinals)
79 by Kansas State (1976, Quarterfinals)
79 by Providence (1976, Semifinals)

Highest Field Goal Percentage

.550, Providence (1976, Semifinals) [33-of-60]
.548, Kansas State (1976, Quarterfinals) [34-of-62]
.500, UNLV (2009, 1st Round) [26-of-52]
.500, Niagara (1976, 1st Round) [21-of-42]
.500, Notre Dame (2009, Quarterfinals) [25-of-50]

by Opponent

.510 by UNC-Charlotte (1976, Championship) [24-of-47]
.456 by Kansas State (1976, Quarterfinals) [36-of-79]

Lowest Field Goal Percentage

.231, CCNY (1950, Quarterfinals) [19-of-82]

by Opponent

.373 by Creighton (2009, 2nd Round) [22-of-59]
.389 by UNLV (2009, 1st Round) [21-of-54]
.404 by Niagara (1976, 1st Round) [19-of-47]

Highest Three-Point Percentage

.500, Notre Dame (2009, Quarterfinals) [7-of-14]
.444, Creighton (2009, 2nd Round) [4-of-9]
.375, UNLV (2009, 1st Round) [6-of-16]

by Opponent

.480, by Notre Dame (2009, Quarterfinals) [12-of-25]
.421 by Creighton (2009, 2nd Round) [8-of-19]

Free Throws

25, Niagara (1976, 1st Round)
22, NC State (1947, Semifinals)
21, Arizona (1946, Quarterfinals)

by Opponent

25 by Loyola (1949, Quarterfinals)
23 by Niagara (1976, 1st Round)
20 by Long Island (1947, Quarterfinals)

Free Throws Attempted

38, Niagara (1976, 1st Round)
33, NC State (1947, Semifinals)
23, Loyola (1949, Quarterfinals)

by Opponent

34 by Loyola (1949, Quarterfinals)
32 by Utah (1947, Championship)
29 by Niagara (1976, 1st Round)

Free Throw Percentage (min. 10 attempts)

.842, Long Island (1947, Quarterfinals) [16-of-19]
.833, Notre Dame (2009, Quarterfinals) [10-of-12]

by Opponent

.800 by Long Island (1947, Quarterfinals) [20-of-25]
.793 by Niagara (1976, 1st Round) [23-of-29]
.760 by UNC-Charlotte (1976, Championship) [25-of-32]

Rebound Margin

+8, UNLV (2009, 1st Round)
+6, Niagara (1976, 1st Round)

by Opponent

+9 by UNC-Charlotte (1976, Championship)

Assists

21, Providence (1976, Semifinals)
20, UNLV (2009, 1st Round)
20, Kansas State (1976, Quarterfinals)

by Opponent

21 by Providence (1976, Semifinals)
20 by CCNY (1950, Quarterfinals)
16 by Notre Dame (2009, Quarterfinals)
16 by Creighton (2009, 2nd Round)

Most Turnovers

13, Clemson (1979, 1st Round) [OT]
12, UNLV (2009, 1st Round)

by Opponent

13 by Clemson (1979, 1st Round) [OT]
10 by UNLV (2009, 1st Round)

Fewest Turnovers

12, UNLV (2009, 1st Round)
13, Clemson (1979, 1st Round) [OT]

by Opponent

6 by Notre Dame (2009, Quarterfinals)
10 by UNLV (2009, 1st Round)

Winning Margin

+24, Arizona (1946, Quarterfinals) [77-53]
+18, NC State (1947, Semifinals) [60-42]
+16, Oklahoma A&M (1944, Consolation game) [45-29]

UK NIT INDIVIDUAL SINGLE-GAME RECORDS

Points

28, Jack Givens vs. Providence (1976, Semifinals)
21, Jodie Meeks vs. Notre Dame (2009, Quarterfinals)

by Opponent

30 by Luke Harangody, Notre Dame (2009, Quarterfinals)
27 by Chuckie Williams, Kansas State (1976, Quarterfinals)
26 by Ed Warner, CCNY (1950, Quarterfinals)
25 by Bill Eason, Providence (1976, Semifinals)

Field Goals

13, Jack Givens vs. Providence (1976, Semifinals)
9, Jack Parkinson vs. Utah (1944, Quarterfinals)
9, Wallace Jones vs. Long Island (1947, Quarterfinals)
9, James Lee vs. Kansas State (1976, Quarterfinals)
9, Kyle Macy vs. Clemson (1979, 1st Round) [OT]

by Opponent

12 by Chuckie Williams, Kansas State (1976, Quarterfinals)
11 by Bill Eason, Providence (1976, Semifinals)
10 by Luke Harangody, Notre Dame (2009, Quarterfinals)

Fields Goal Attempts

21, Jack Givens vs. Providence (1976, Semifinals)
20, Shelby Linville vs. CCNY (1950, Quarterfinals)
18, Bill Spivey vs. CCNY (1950, Quarterfinals)
18, Larry Johnson vs. UNC-Charlotte (1976, Championship)
16, Kyle Macy vs. Clemson (1979, 1st Round) [OT]

by Opponent

23 by Chuckie Williams, Kansas State (1976, Quarterfinals)
22 by Luke Harangody, Notre Dame (2009, Quarterfinals)

Field Goal Percentage (min. 8 attempts)

.700, James Lee vs. Niagara (1976, 1st Round) [7-of-10]
.700, Reggie Warford vs. UNC-Charlotte (1976, Championship) [7-of-10]
.636, Patrick Patterson vs. UNLV (2009, 1st Round) [7-of-11]
.619, Jack Givens vs. Providence (1976, Semifinals) [13-of-21]

by Opponent

.688 by Bill Eason, Providence (1976, Semifinals) [11-of-16]
.667 by Billy Williams, Clemson (1979, 1st Round) [OT] [9-of-16]
.571 by Cedric Maxwell, UNC-Charlotte (1976, Championship) [8-of-14]

Three-Point Field Goals Made

5, Jodie Meeks vs. Notre Dame (2009, Quarterfinals)
3, Jodie Meeks vs. UNLV (2009, 1st Round)

by Opponent

4, by Ryan Ayers, Notre Dame (2009, Quarterfinals)
3, by Booker Woodfox, Creighton (2009, 2nd Round)
3, by Joe Darger, UNLV (2009, 1st Round)

Three-Point Field Goals Attempted

9, Jodie Meeks vs. UNLV (2009, 1st Round)
8, Jodie Meeks vs. Notre Dame (2009, Quarterfinals)

by Opponent

9, by Joe Darger, UNLV (2009, 1st Round)
9, by Kyle McAlarney, Notre Dame (2009, Quarterfinals)
7, by Ryan Ayers, Notre Dame (2009, Quarterfinals)

Free Throws

9, Fred Cowan vs. Clemson (1979, 1st Round) [OT]
8, Lavon Williams vs. Clemson (1979, 1st Round) [OT]
8, Alex Groza vs. Long Island (1947, Quarterfinals)
8, Jack Givens vs. Niagara (1976, 1st Round)

by Opponent

9 by Jack Kerris, Loyola (1949, Quarterfinals)
8 by Cedric Maxwell, UNC-Charlotte (1976, Championship)
8 by Luke Harangody, Notre Dame (2009, Quarterfinals)

Free Throw Attempts

13, Alex Groza vs. NC State (1947, Semifinals)
13, Fred Cowan vs. Clemson (1979, 1st Round) [OT]
10, Bill Spivey vs. CCNY (1950, Quarterfinals)
9, four players

by Opponent

12 by Jack Kerris, Loyola (1949, Quarterfinals)
11 by Ed Warner, CCNY (1950, Quarterfinals)
11 by Luke Harangody, Notre Dame (2009, Quarterfinals)
10 by Cedric Maxwell, UNC-Charlotte (1976, Championship)

Free Throw Percentage (min. 8 attempts)

1.000, Lavon Williams vs. Clemson (1979, 1st Round) [OT] [8-of-8]
.889, Alex Groza vs. Long Island (1947, Quarterfinals) [8-of-9]
.889, Jack Givens vs. Niagara (1976, 1st Round) [8-of-9]
.750, Patrick Patterson vs. Notre Dame (2009, Quarterfinals) [6-of-8]

by Opponent

.800 by Cedric Maxwell, UNC-Charlotte (1976, Championship) [8-of-10]
.778 by Leon Watson, Utah (1944, Quarterfinals) [7-of-9]
.778 by Bob Conrad, Clemson (1979, 1st Round) [OT] [7-of-9]
.750 by Jack Kerris, Loyola (1949, Quarterfinals) [9-of-12]

Rebounds

14, Mike Phillips vs. Providence (1976, Semifinals)
13, Mike Phillips vs. Kansas State (1976, Quarterfinals)
12, James Lee vs. Kansas State (1976, Quarterfinals)
12, James Lee vs. Providence (1976, Semifinals)
11, Patrick Patterson vs. UNLV (2009, 1st Round)

by Opponent

14 by Justin Carter, Creighton (2009, 2nd Round)
14 by Larry Dassel, Kansas State (1976, Quarterfinals)
11 by Cedric Maxwell, UNC-Charlotte (1976, Championship)
11 by Luke Harangody, Notre Dame (2009, Quarterfinals)

Assists

8, Ramon Harris at Creighton (2009, 2nd Round)
8, Larry Johnson vs. UNC-Charlotte (1976, Championship)
7, Larry Johnson vs. Kansas State (1976, Quarterfinals)
6, Larry Johnson vs. Providence (1976, Semifinals)
5, James Lee vs. Kansas State (1976, Quarterfinals)
5, James Lee vs. Providence (1976, Semifinals)

by Opponent

8 by Bob Misecivius, Providence (1976, Semifinals)
6 by Josh Dotzler, Creighton (2009, 2nd Round)
5 seven players

All-SEC Honors

Kentucky finished second in the Southeastern Conference standings and a bevy of honors have turned in for the Cats:

Coaches

SEC Freshman of the Year - Nerlens Noel

SEC Sixth Man of the Year - Kyle Wiltjer

SEC Defensive Player of the Year - Nerlens Noel

First Team All-SEC - Nerlens Noel

SEC All-Freshman Team - Willie Cauley-Stein, Archie Goodwin, Nerlens Noel, Alex Poythress

SEC All-Defensive Team - Nerlens Noel

- Nerlens Noel is the fifth Wildcat to win SEC Freshman of the Year.
- A Wildcat has received the honor in four-straight years (2010 - DeMarcus Cousins; 2011 - Terrence Jones; 2012 - Anthony Davis).
- Noel is the fourth Wildcat to receive SEC Defensive Player of the Year honors and third by the coaches (DeAndre Liggins by Yahoo! Sports in '11).
- Kyle Wiltjer is the second UK player to attain Sixth Man of the Year accolades after Darius Miller became the first player to earn the honor in 2012.

Noel a USBWA Freshman All-American and All-District Selection

Freshman Nerlens Noel earned freshman All-America accolades from the U.S. Basketball Writers Association. He was also selected as an All-District IV selection.

Dating back to 2004, at least one UK player has been named to the All-District IV team. Noel is the 15th player to achieve the honor since that season, and the eighth player in the John Calipari era.

The freshman from Everett, Mass., led the nation in blocking as he averaged 4.4 rejections per game and tallied 106 in 24 games played. Prior to his season-ending knee injury he was the only player standing taller than 6-5 to rank in the top 30 for steals per outing as he had accumulated 50 steals on the year.

He averaged 10.5 points and 9.5 rebounds per game. His rebounds and blocked shots led the Southeastern Conference, while he also ranked among the top-10 players in steals per game, defensive rebounds per game, offensive rebounds per game and minutes played per game.

Prior UK District IV team award winners include: Anthony Davis, Michael Kidd-Gilchrist, Terrence Jones, Brandon Knight, DeMarcus Cousins, Patrick Patterson, John Wall, Jodie Meeks, Ramel Bradley, Randolph Morris,

Rajon Rondo, Chuck Hayes, Erik Daniels and Gerald Fitch.

Beckham a Finalist for Arthur Ashe Jr. Sports Scholar

Senior Twany Beckham is among 10 national finalists for the 2013 Arthur Ashe Jr. Sports Scholar Award. The winners will be profiled in the April 11, 2013 edition. The finalists were chosen from over 500 outstanding minority student-athletes nominated by their respective institutions. The NCAA is the co-sponsor of this annual award.

Beckham owns a 2.4 GPA in Communication and has twice been tabbed to the SEC Honor Roll. He's active in the community and interned with the UK Public Relations department.

SEC Domination

- Since the SEC's inception in 1932-33, the Wildcats have been the most dominant team in the league, recording a 911-256 mark (.781).
- Only one other team has won more than 700 regular season SEC games (Alabama) and no other team has a better winning percentage.
- UK has averaged 11.6 wins and only 3.2 losses per season in 78 years in the SEC.
- The Wildcats have won 45 SEC titles and 27 SEC Tournament championships, more than the other 13 teams combined.
- Kentucky has won 11 of the last 20 SEC Tournament titles.

Wildcats in March

Kentucky is 306-116 all-time in the month of March. The Wildcats have attained a 27-5 record during the month of madness under John Calipari's direction.

A Winning Institution

The University of Kentucky is one of just seven institutions in the nation that has seen both its men's and women's basketball programs tally 20 or more wins in four-consecutive seasons. UK joins BYU, Duke, Gonzaga, Miami (FL), Notre Dame and Syracuse that have all had four-consecutive 20-win seasons by both their men's and women's teams.

UK has tallied a 231-54 (.811) combined record between its two programs. That record includes a 131-5 (.963) mark in Lexington in Rupp Arena (men) and Memorial Coliseum (women). That home record is the best in the country for any school in home basketball games since 2009-10.

WILDCATS WHEN

KENTUCKY RECORD BY STARTING LINEUP

Goodwin 24, Mays, Noel, Poythress, Wiltjer	5-3
Goodwin, Harrow, Mays, Noel, Poythress	8-2
Goodwin, Harrow, Noel, Poythress, Wiltjer	1-0
Cauley-Stein, Goodwin, Harrow, Mays, Noel	3-2
Cauley-Stein, Goodwin, Mays, Polson, Wiltjer	0-1
Cauley-Stein, Goodwin, Harrow, Mays, Poythress	4-3

KENTUCKY DOUBLE-FIGURE GAMES POINTS

Goodwin 24, Harrow 18, Poythress 16, Wiltjer 16, Mays 15, Noel 14, Cauley-Stein 11, Polson 2

REBOUNDS

Noel 9, Cauley-Stein 5, Poythress 2, Wiltjer 1

DOUBLE-DOUBLES

Noel 5, Cauley-Stein 4, Poythress 1, Wiltjer 1

KENTUCKY RECORD

	ALL	SEC
Leading at halftime:	18-1	9-1
Tied at the half:	1-0	1-0
Trailing at halftime:	2-10	2-5
Shoot 50% or higher:	11-0	6-0
Shoot less than 50%:	10-11	6-6
Shoot higher % than opp.:	20-4	11-3
Shoot lower % than opp.:	1-7	1-3
Opp. shoot worse than 50%:	21-7	12-3
Opp. shoot 50% or higher:	0-3	0-2
Score less than 60 points:	0-6	0-3
Score 60-69 points:	2-3	2-2
Score 70-79 points:	9-2	7-1
Score 80-89 points:	6-0	2-0
Score 90-99 points:	2-0	1-0
Score 100+ points:	2-0	0-0
Opp. score less than 60 pts.:	11-1	5-1
Opp. score 60-69 pts.:	4-4	3-1
Opp. score 70-79 pts.:	5-3	3-2
Opp. score 80-89 points:	1-3	1-2
Opp. score 90-99 points:	0-0	0-0
Opp. score 100+ points:	0-0	0-0
Outrebounded opponent:	18-6	10-3
Outrebounded by opponent:	3-5	2-3
Equal number of rebounds:	0-0	0-0
Fewer turnovers than opp.:	7-1	1-0
Same turnovers as opp.:	2-2	2-2
More turnovers than opp.:	12-8	9-4
Make 8 or more 3-pointers:	6-1	2-0
Make 7 or fewer 3-pointers:	15-10	10-6
Games decided by 5 or fewer:	6-2	5-1
Overtime games:	2-0	2-0
On CBS:	1-4	1-2
On ESPN/ESPN2/ESPNU:	11-5	7-3
On ESPN3.com:	0-0	0-0
On SEC Network:	4-2	4-1
On ABC:	0-0	0-0
On FSN:	5-0	0-0
On CSS:	0-0	0-0
vs. SEC at Home:	8-1	8-1
vs. SEC on Road:	4-5	4-5
Games vs. ranked opp.:	2-3	2-1
Games following a loss:	7-3	4-2
Games following a win:	13-8	8-4
More points in the paint:	17-5	9-2
Fewer/Same points in the paint:	4-6	3-4
More bench points than opp.:	14-3	6-1
Fewer or same bench pts.:	7-8	6-5
More 2nd-chance points:	11-6	6-3
Fewer or same 2nd chance pts.:	10-5	6-3
More or same points off TOs:	15-2	7-2
Fewer points off TOs:	6-9	5-4
On Tuesday:	4-3	3-2
On Wednesday:	4-0	2-0
On Thursday:	1-2	1-1
On Friday:	3-1	0-0
On Saturday:	9-5	6-3
On Sunday:	0-0	0-0
In November	4-2	0-0
In December	4-2	0-0
In January	6-2	5-2
In February	6-2	6-2
In March	1-3	1-2

Winning Numbers, 20 and 10

A win over Mississippi State gave UK its 57th 20-win season in program history, and fourth-straight under John Calipari.

For the fourth time under Calipari the Wildcats have garnered 10 or more victories in conference action following the 90-83 overtime win over Missouri. Kentucky has tallied 56 seasons with 10 or more league victories dating back to 1946-47.

Balancing Act

Through 32 games this season, the Wildcats have been led in scoring by seven different players, including four freshmen. Freshman Archie Goodwin have paced the scoring in the most games with 11 games led. In the win over Missouri, UK had four players tally 15 or more points which marked the first such time since five players did so in the NCAA Tournament win over Iowa State in 2012.

Fabulous Freshmen

The UK freshman class has been responsible for 55 percent of the Wildcats' offense thus far. Furthermore, the newcomers have also pulled down 61 percent of the team's rebounds, posted 90 percent of the team's swatted shots, dished out 40 percent of the assists and swiped 64 percent of the team's steals.

Freshmen Nearing Top-15 Scoring List

UK's two leading scorers in 2012-13 are freshmen Archie Goodwin and Alex Poythress. They both rank among UK's all-time top-20 freshmen scorers in a single season.

Freshman Single-Season Scoring

1. B. Knight	657	2010-11
8. R. Chapman	464	1986-87
9. Ch. Mills	459	1988-89
10. A. Goodwin	448	2012-13
15. M. Teague	401	2011-12
16. Dw. Anderson	387	1978-79
17. A. Poythress	365	2012-13

Clutch Free Throw Shooting

- Kentucky is shooting .711 percent on the season in clutch free throw situations (the final three minutes and overtime of six-point games).

- The Wildcats made 14-19 (.737) free throws down the stretch of the Missouri victory. Julius Mays was (8-of-9), Alex Poythress (2-2) and Ryan Harrow (2-2) shined in the category.

Freshman Rebounding

Currently there are three Wildcats ranked in the top 15 rebounding by a freshman.

Freshman Single-Season Rebounding

1. A. Davis	415	2011-12
2. D. Cousins	375	2009-10
3. T. Jones	336	2010-11
4. M. Kidd-Gilchrist	297	2011-12
5. C. Mills	277	1988-89
6. S. Bowie	276	1979-80
7. N. Noel	227	2012-13
8. R. Robey	214	1974-75
9. A. Poythress	197	2012-13
10. J. Mashburn	195	1990-91
11. P. Patterson	192	2007-08
12. J. Magloire	177	1996-97
13. W. Cauley-Stein	175	2012-13

Good! From the Free Throw Line

Freshman Archie Goodwin has sunk a team-high 127 free throws on the season. He's the ninth freshman in the history of the program to make 100 or more free throws in his first season.

Freshman Single-Season Free Throws

1. J. Wall	175	2009-10
2. D. Cousins	162	2009-10
3. T. Jones	157	2010-11
4. A. Davis	144	2011-12
5. M. Kidd-Gilchrist	143	2011-12
6. B. Knight	136	2010-11
7. Dw. Anderson	131	1978-79
8. A. Goodwin	127	2012-13

Harrow's Resurgence

Sophomore Ryan Harrow was instrumental in helping guide UK to a three-game winning streak late in the season. In that span, Harrow averaged 15.7 points, 6.7 rebounds and 4.7 assists. He posted double-figure scoring in all three games, notched five or more rebounds including a career-high eight in the win over Missouri. He's also passed out four or more assists in each win. UK is 11-0 this season when Harrow garners four or more assists.

Mays Lighting it Up

Senior Julius Mays has settled into his role as leader of the Cats, and he's begun to find his rhythm from behind the arc in the process. Mays currently has knocked down at least one 3-pointer in 20 of his last 21 games, and multiple 3's in 10 of his last 11 games. He leads the team with 65 made 3-pointers on the season at a .374 clip. Furthermore, the 6-2 guard shot .424 (42-99) from beyond the arc in league play.

CATS ON A RUN

Maryland 7-0 (7-9 to 14-9) 7-0 (19-14 to 26-14)	Tennessee 8-0 (17-19 to 25-19) 8-0 (37-37 to 45-37)
Duke 10-0 (1-5 to 11-5) 9-0 (52-64 to 61-64)	Auburn 9-2 (44-35 to 53-37) 8-0 (55-43 to 63-43) 9-0 (63-45 to 72-45)
Lafayette 9-0 (13-10 to 22-10) 13-0 (24-12 to 37-12) 12-0 (62-39 to 74-39) 27-0 (74-41 to 101-41)	Alabama 9-2 (16-14 to 25-16)
Morehead State 10-0 (18-27 to 28-27) 7-0 (44-48 to 51-48) 9-0 (51-50 to 60-50) 10-2 (67-61 to 77-63)	LSU 14-2 (2-5 to 16-7) 7-0 (24-17 to 31-17)
LIU Brooklyn 18-0 (40-43 to 58-43) 8-1 (60-47 to 68-48) 9-2 (89-66 to 98-68)	Ole Miss 13-3 (30-35 to 43-38) 9-0 (64-56 to 73-56) 14-2 (73-72 to 87-74)
Notre Dame 10-3 (38-56 to 48-59)	Texas A&M 9-0 (0-0 to 9-0) 9-0 (21-17 to 30-17)
Baylor None	South Carolina 7-0 (0-0 to 7-0) 19-2 (17-18 to 36-20) 13-1 (55-40 to 68-41)
Samford 7-0 (0-0 to 7-0) 14-1 (7-2 to 21-3) 16-1 (21-6 to 37-7) 9-2 (45-23 to 54-25) 9-0 (70-42 to 79-42)	Auburn 11-2 (9-12 to 20-14) 12-3 (20-21 to 32-24)
Portland 16-0 (10-10 to 26-10) 9-0 (39-29 to 48-29) 9-0 (53-39 to 62-39) 10-0 (64-44 to 74-44)	Florida None
Lipscomb 17-2 (48-38 to 65-39) 10-1 (65-41 to 75-42) 8-0 (75-44 to 83-44)	Tennessee None
Marshall 13-2 (18-20 to 31-22) 17-3 (33-31 to 50-34) 12-1 (50-36 to 62-37) 13-2 (62-45 to 76-47)	Vanderbilt 13-0 (10-9 to 23-9)
Louisville 8-0 (10-12 to 18-12) 10-0 (34-51 to 44-51) 8-0 (49-61 to 57-61)	Missouri 9-0 (15-28 to 24-28) 13-2 (75-77 to 83-79)
Eastern Michigan 13-2 (0-3 to 13-5) 11-0 (13-7 to 24-7) 9-2 (24-9 to 33-11) 20-0 (33-14 to 53-14) 10-0 (64-29 to 74-29) 9-0 (74-31 to 83-31) 7-0 (83-33 to 90-33)	Mississippi State 13-0 (11-8 to 24-8) 18-0 (32-19 to 50-19) 9-0 (53-28 to 62-28)
Vanderbilt 8-0 (5-4 to 13-4)	Arkansas 9-2 (31-43 to 40-45)
Texas A&M 9-2 (20-29 to 29-31) 12-2 (31-40 to 43-42)	Georgia 9-2 (4-5 to 13-7) 7-0 (50-40 to 50-47)
	Florida 11-2 (0-0 to 11-2) 11-0 (50-57 to 61-57)
	Vanderbilt 10-0 (27-48 to 37-48)

Mays Nearing 1,000 Points

As he nears the end of his career, senior Julius Mays is also nearing a prestigious milestone. The 6-2 guard is only six points shy of the 1,000-point club.

From Downtown

Sophomore Kyle Wiltjer has expanded his offensive game throughout his second season at UK. However, he still is one of the best sharp shooters from behind the arc. He's made 55 3-pointers on the season, which is a total that ranks sixth in single-season allure for second-year players. He currently ranks 26th in UK's career record books with 90 made 3-pointers in his career. He trails Kelenna Azubuike who poured in 95 for the No. 25 spot. Tony Delk owns the all-time record with 283 career made shots from long range.

Sophomore Single-Season 3-Pointers

1. T. Delk	95	1993-94
2. D. Lamb	76	2011-12
3. K. Bogans	74	2000-01
4. R. Chapman	66	1987-88
5. J. Mashburn	58	1991-92
6. K. Wiltjer	55	2012-13

Sultans of Swat

Freshmen Nerlens Noel and Willie Cauley-Stein teamed up to become a daunting presence to opponents in the paint with their shot-blocking abilities. Noel finished his season ranking second on UK's single-season freshman blocks lists, while Cauley-Stein continues his ascent up the chart.

Freshman Single-Season Blocks

1. A. Davis	186	2011-12
2. N. Noel	106	2012-13
2. J. Magloire	79	1996-97
4. S. Bowie	73	1979-80
5. T. Jones	72	2010-11
6. D. Cousins	67	2009-10
7. W. Cauley-Stein	59	2012-13

Chasing the Record

Fresh off the most remarkable shot-blocking season in school-history that saw Anthony Davis shatter the UK record for blocks in a season and help UK set a new standard among NCAA teams, Kentucky fans were treated to another forward with a knack for swatting shots. Prior to suffering his season-ending knee injury, Noel had rocketed up the charts and finished second in UK single-season allure with 106 blocked shots in just 24 games played. His average of 4.4 per game will also rank second in UK's single-season charts.

UK Single-Season Blocks

1. A. Davis	186	2011-12
2. N. Noel	106	2012-13

UK Single-Season Blocks Per Game

1. A. Davis	186	4.650
2. N. Noel	106	4.417

Furthermore, Noel will finish his season third among all-time SEC freshmen for blocks in a single-year:

SEC Freshman Single-Season Blocks

1. Anthony Davis, UK (40 games - '12) 186
2. Shaquille O'Neal, LSU (32 games - '90) 115
3. **Nerlens Noel, UK (24 games - '13) 106**

Steal by Noel

Nerlens Noel was leading the Wildcats with 50 steals, 24 more than the next closest teammate when his season ended.

That total will rank him in the top-five for steals in a single-season by a freshman.

Freshman Single-Season Steals

1. R. Rondo	87	2004-05
2. J. Wall	66	2009-10
3. A. Davis	54	2011-12
4. E. Bledsoe	52	2009-10
5. N. Noel	50	2012-13

He will also finish the season ranking seventh all-time in single-season UK history with an average of 2.083 steals per game.

Single-Season Steals Per Game

1. R. Rondo	87	2.559
2. C. Hawkins	74	2.313
3. R. Rhodes	76	2.303
4. K. Macy	69	2.226
5. R. Hanson	61	2.179
J. Pelphrey	61	2.179
7. N. Noel	50	2.083

More Record Books for Noel

Nerlens Noel's average of .590 from the field ranks ninth all-time in UK single-season history.

His 227 rebounds as a freshman ranks as the seventh most in freshman record books.

JOHN CALIPARI

Calipari at No. 1

John Calipari is one of just two coaches (Frank McGuire) to lead three teams to a No. 1 ranking in his career. He has guided three of his last six teams to the top spot in the polls. Coach Cal has coached five different

UNPARALLELED TRADITION

The Wildcats own an unparalleled tradition of success. Since 1903, the University of Kentucky has fielded 110 basketball teams. The first national championship was an NIT title in 1946. The first NCAA title came in 1948, and the latest, No. 8, occurred in 2012. No other program can claim the unparalleled success that matches the Wildcats efforts over the past century.

- Eight national championships (1948, 1949, 1951, 1978, 1996, 1998, 2012)
- The most victories all-time in NCAA Division I history through games on March 17:
 1. Kentucky 2,111
 2. Kansas 2,099
 3. North Carolina 2,090
 4. Duke 1,997
 5. Syracuse 1,870
- The highest all-time winning percentage in college basketball: (2,111-659-1, .762).
- Three NCAA runner-up trophies
- 15 Final Four appearances
- A national-record 52 NCAA Tournament appearances
- 157 NCAA Tournament games
- 111 NCAA Tournament wins
- 45 SEC regular-season championships
- 27 SEC Tournament titles
- 12 30-win seasons
- 57 20-win seasons

teams to a No. 1 ranking including his 1994-95 and 1996 teams at UMass, his 2007-08 Memphis squad and his 2009-10 and 2011-12 teams at Kentucky.

Fifty is Nifty

With a 90-83 overtime victory over Missouri on Feb. 20, John Calipari claimed his 50th Southeastern Conference victory. He achieved the feat in just 62 games as head coach of the Cats. It's the second-fastest stretch of games to win 50 in league history, trailing only Adolph Rupp who achieved the feat in 57 contests.

Coach

Games to 50

1. A. Rupp (UK)	57
2. J. Calipari (UK)	62
3. N. Richardson (ARK)	65
4. T. Smith (UK)	67
5. R. Pitino (UK)	69
6. J. Hall (UK)	73
7. B. Donovan (UF)	88

Studious Cats

Since Calipari's arrival at Kentucky, the Wildcats have turned in three semesters with team grade point averages of 3.0 or better

including the spring semester of the 2012 National Championship run. Additionally, 40 players have logged a 3.0 GPA or better in various semesters since his arrival including nine in that championship spring semester. Eight Wildcats this season logged a 3.0 GPA or better in the fall semester.

In addition, there have been 13 Academic All-SEC honorees in Calipari's first three years.

Calipari at the Final Four

Calipari is one of only two coaches to lead three different schools to a Final Four. In 1996 he led the UMass Minutemen to the national semifinals and the Memphis Tigers to the 2008 championship game. UK won the national title in 2012.

February and March Coached Calipari Squads

Since the 2006-07 season, John Calipari has racked up a 97-15 (.866) overall record during the months of February and March.

Year	Feb.	March	Total
2007	7-0	8-1	15-1
2008	7-1	10-0	17-1
2009	8-0	7-1	15-1
2010	7-1	8-1	15-2
2011	4-4	9-0	13-4
2012	6-0	9-1	15-1
2013	6-2	1-3	7-5
Total	45-8	52-7	97-15

Calipari Comfortable at Home

Since the 2000 season, John Calipari-coached teams have posted a 221-21 (.913) record at home. In Calipari's first season, UK tallied an 18-0 mark at home, and the Cats were 15-0 in Rupp in his second season. Kentucky finished 18-0 last season and went 16-2 this year.

His 54-game winning streak at Rupp was the longest streak since the arena opened in 1976.

	Coach	Streak (Yrs)
1.	John Calipari	54 (2010-13)
2.	Rick Pitino	33 (1992-94)
3.	Joe B. Hall	30 (1981-82)
4.	Rick Pitino	27 (1995-97)
5.	Joe B. Hall	26 (1977-78)

All-Time Rupp Victories by UK Coaches

1.	Joe B. Hall (9 yrs.)	122
2.	Tubby Smith (10 yrs.)	119
3.	Rick Pitino (8 yrs.)	107
4.	John Calipari (4th yr.)	67

Calipari is Just as Comfortable on the Road

Calipari has recorded a 62-21 (.747) record on the road dating back to 2005-06 season. The Wildcats had no troubles away from home in the 2012 season, going 8-1 in true road games.

The young Wildcats are 4-7 on the road this season.

Calipari on a Roll in Conference Play

Calipari has recorded an 99-14 record in league play over the last six seasons. He's 52-14 in SEC action at the helm of Kentucky.

Most Wins

Since the 2005-06 season, John Calipari's on-court record ranks him as the winningest coach over the last six-plus seasons. Totals through March 17, 2013.

1.	John Calipari	258-38
2.	Bill Self	250-41
3.	Mike Krzyzewski	232-49
4.	Roy Williams	229-60
5.	Thad Matta	226-59

Calipari's Teams are Efficient

Going back through the 2005-06 season, John Calipari's teams have been some of the most efficient in the country on the offensive and defensive end.

According to Ken Pomeroy's calculations, on KenPom.com, Calipari's teams have consistently ranked among the most efficient teams in the country per possession.

Year	Off. (Rnk)	Def. (Rnk)	Overall
2013	110.7 (34)	94.7 (75)	47th
2012	122.9 (02)	88.2 (09)	1st
2011	118.1 (07)	90.4 (15)	6th
2010	116.1 (15)	86.2 (06)	3rd
2009	114.1 (25)	82.5 (01)	2nd
2008	121.3 (04)	83.9 (04)	2nd
2007	116.6 (25)	86.9 (11)	9th
2006	112.9 (29)	87.4 (06)	9th

Calipari Unrivaled in the Conference

UK head coach John Calipari is unrivaled in the league when it comes to conference accolades. During his career, Calipari has won 12 league championships, including the 2010 and 2012 SEC Championships, seven more than the next closest coach (Billy Donovan has five conference titles).

Calipari also has 11 conference tournament titles, eight more than his closest competitor.

Furthermore, he's tallied a 260-80 (.765) all-time record within conference play as a head coach. He owns a 52-14 (.788) clip since joining the SEC.

KENTUCKY COACHES' RECORDS

Coach	First 25 Games	Pct.
Calipari	24-1	.960
Rupp	22-3	.880
Smith	22-3	.880
Sutton	22-3	.880
Hall	18-7	.720
Pitino	13-12	.520

Coach	First 50 Games	Pct.
Calipari	45-5	.900
Smith	45-5	.900
Rupp	43-7	.860
Sutton	41-9	.820
Hall	32-18	.640
Pitino	31-19	.620

Coach	First 75 Games	Pct.
Rupp	67-8	.893
Calipari	64-11	.853
Smith	63-12	.840
Sutton	60-15	.800
Hall	51-24	.680
Pitino	51-24	.680

Coach	First 100 Games	Pct.
Rupp	89-11	.890
Calipari	87-13	.870
Smith	80-20	.800
Sutton	77-23	.770
Pitino	73-27	.730
Hall	67-33	.670

Coach	First 125 Games	Pct.
Rupp	111-14	.888
Calipari	108-17	.864
Smith	96-29	.768
Pitino	95-30	.760
Hall	88-37	.704
Sutton	88-37	.704

Coach	First 150 Games	Pct.
Rupp	129-21	.860
Calipari	123-25 (148)	.831
Smith	116-34	.773
Pitino	114-36	.760
Hall	110-40	.733

Conference Championship Calipari

Calipari has won seven regular season conference championships dating back to his Conference USA days at Memphis. That streak includes three SEC titles. He has also won five tournament titles in that span, including a pair of SEC tournament championships.

Calipari's Undefeated Conference Teams

When John Calipari led Kentucky to a 16-0 mark in league play in 2012, he joined rarified air. Calipari is believed to be one of three coaches, along with Frank McGuire and Jerry Tarkanian, to lead multiple teams to an

unblemished mark in multiple Division 1 conferences.

Calipari did so at Memphis in Conference USA and Kentucky in the Southeastern Conference.

McGuire led St. John's in the Metro New York ('51, '52), North Carolina in the ACC ('57) and South Carolina in the ACC ('70) to undefeated marks.

Jerry Tarkanian guided Long Beach State in the Pacific Coast Athletics Association ('70, '71) and UNLV in the Big West ('87, '91, '92) to perfect conference seasons.

UK Among Nation's Leaders in LeaguePlay

Kentucky ranks among the best over the last three-plus seasons in league action. Here's the standings through the end of the regular season.

No.	School	Conf.	Record	Current
1.	Gonzaga	WCC	52-8 (.877)	Won 18
2.	Kansas	Big 12	59-9 (.868)	Lost 1
3.	Belmont	A-Sun/OVC	63-11 (.851)	Won 4
4.	Saint Mary's	WCC	50-10 (.833)	Won 5
5.	Weber State	Big Sky	56-12 (.824)	Won 11
6.	Bucknell	Patriot	46-10 (.821)	Won 4
	Montana	Big Sky	55-12 (.821)	Won 3
8.	Harvard	Ivy League	45-11 (.804)	Won 2
9.	Murray St.	OVC	56-14 (.800)	Lost 3
10.	Kentucky	SEC	52-14 (.788)	Won 1

SEASON NOTES

Three-Mania

UK has the nation's third-longest active streak of consecutive games with a made three-pointer. UK has hit a three-pointer in 859 consecutive games, which trails only UNLV and Vanderbilt. The Wildcats' last game without a 3-pointer came 24 seasons ago against Seton Hall on Nov. 26, 1988, a "three-point" loss in the Great Alaska Shootout.

UNLV and Vanderbilt have hit a 3-pointer in every game since the 3-point rule was adopted to start the 1986-87 season. Through March 17, 2013, the Rebels' streak is 874 games, while Vanderbilt's streak is 866 games.

Senior Day Supremacy

The Wildcats have been highly successful in their Senior Day games over the years. Kentucky is 90-19 all-time on Senior Night and has won 14 of its last 16 Senior Day games and 46 of its last 50 with the upset of No. 11/9 Florida in the regular season finale on March 9.

Defense is Key in Sustaining Unblemished Rupp Record vs. Ranked Foes

Kentucky held No. 11/9 Florida scoreless for the final 7:36 of the game in its 61-57 upset of

the Gators in the regular season finale. That defensive stance helped the Wildcats remain perfect (10-0) at Rupp Arena against ranked opponents in the John Calipari era.

Freshmen Willie Cauley-Stein and Archie Goodwin led the defensive charge with four blocks and four steals, respectively.

Noel Named to SEC Community Service Team

Kentucky freshman Nerlens Noel has been named to the Southeastern Conference Community Service team for men's basketball as announced by the league office on Monday.

Noel has given more than 100 hours of his time in the community since his arrival at UK. He spent time this summer working as a mentor at the New England Child Services "MARK" mentoring program. Noel surprised a number of folks at a nursing home in Lexington and spent time taking photos and conversing with residents. Furthermore, he attended a Special Olympics autism event and signed autographs and spent time taking pictures. He was in attendance and cheered on players at a Special Olympics basketball event.

He has volunteered at a children's basketball camp and promoted Lane Goodwin (child with cancer) through social media to help send well wishes to the young boy and his family. Noel has on a few occasions visited with children at the UK Children's Hospital since coming to Lexington.

The freshman has also collaborated with his teammates in several team-oriented events such as a coat drive, the Hurricane Sandy telethon, volunteering at Campton Elementary school and with Samaritan's Feet.

Mashburn is UK's 2013 SEC Legend

Former Kentucky All-America selection Jamal Mashburn has been tabbed as Kentucky's Southeastern Conference Basketball Legend and will be honored at this year's SEC Tournament being held in Nashville, Tenn.

A two-time All-America pick during his three years at Kentucky, Mashburn was the cornerstone of UK's return to the elite of college basketball. He was selected consensus first-team All-America in the 1993 season when he helped lead the Wildcats to the Final Four where he was named to the All-Final Four Team.

A three-time All-SEC selection, Mashburn finished his career with 1,843 points, fourth most in school history at the time. Voted the 1993 SEC Player of the Year, Mashburn was selected fourth overall in the 1993 NBA Draft by the Dallas Mavericks.

Cauley-Stein Named SEC Freshman of the Week

Freshman Willie Cauley-Stein was named

KENTUCKY IN SEC STATS

(through March 17)

CATEGORY	TEAM	[NATIONAL] RANK (STAT)
Scoring.....	[36th] 4th (73.1)	
Scoring Defense	[126th] 7th (64.6)	
Scoring Margin.....	[41st] 4th (+8.5)	
Free Throw %	[306th] 12th (.640)	
Field Goal %	[17th] 2nd (.474)	
Field Goal % Def.....	[25th] 3rd (.391)	
3-Pt. Field Goal %	[110th] 6th (.349)	
3-Pt. FG % Def.....	[90th] 7th (.325)	
Rebounding Offense	3rd (38.2)	
Rebounding Defense	9th (34.0)	
Rebounding Margin.....	[53rd] 4th (+4.2)	
Blocked Shots	[2nd] 1st (6.7)	
Assists	[111th] 5th (13.6)	
Steals	[252nd] 10th (5.8)	
Turnover Margin.....	[248th] 9th (-1.1)	
Assist/TO Ratio	[116th] 5th (1.0)	
Offensive Rebounds.....	7th (11.6)	
Defensive Rebounds	2nd (26.7)	
Defensive Rebound Pct.	7th (.687)	
Offensive Rebound Pct.	5th (.346)	
3-Point FG Made.....	[210th] 10th (5.7)	

PLAYER	INDIVIDUAL	[NATIONAL] RANK (STAT)
Scoring		
Archie Goodwin.....	11th (14.0)	
Alex Poythress.....	22nd (11.4)	
Rebounding		
Nerlens Noel.....	[29th] 3rd (9.5)	
Willie Cauley-Stein	12th (6.3)	
Alex Poythress.....	16th (6.2)	
Steals		
Nerlens Noel	[35th] 2nd (2.1)	
3-point FG/Perct.		
Julius Mays	[195th] 3rd (.374)	
3-point FG/Game		
Julius Mays	[201st] 8th (2.0)	
Blocked Shots		
Nerlens Noel	[1st] 1st (4.4)	
Willie Cauley-Stein	[46th] 3rd (2.1)	
Offensive Rebounds		
Nerlens Noel	7th (2.7)	
Defensive Rebounds		
Nerlens Noel	1st (6.8)	
Minutes Played		
Julius Mays	7th (32.9)	

the SEC Freshman of the Week for the second time in his career after helping guide the Wildcats to a pair of critical SEC victories including a thrilling overtime win over Missouri.

The Olathe, Kan., native averaged 13.5 points and 9.5 rebounds per game. His 19 rebounds for the week, .647 field goal percentage, 10 blocks and two steals were all team highs.

1996 Champs Reunion

At halftime of the Mississippi State game, Kentucky honored the 1996 National Champion team with team championship rings. Eleven former players were in attendance to help celebrate one of the most memorable Kentucky championship teams ever.

FRESHMEN SUCCESS UNDER CALIPARI

UK's freshmen have enjoyed tremendous success under John Calipari since his arrival in Lexington. Here's a look at how the freshmen fared throughout the season during Calipari's tenure.

Stat Breakdown of UK Freshmen Following the Regular Season

2009-10 (31 Games)

	Pts.	Rebs.	Assts.	TOs	Blks.	St.	Mins.
E. Bledsoe	10.4	3.0	3.0	3.3	0.3	1.3	29.9
D. Cousins	15.6	10.1	0.9	1.8	1.8	0.9	22.9
J. Hood	1.2	0.5	0.4	0.3	0.0	0.1	5.4
D. Orton	3.4	3.6	0.5	1.0	1.5	0.6	13.4
J. Wall	16.8	4.0	6.2	4.0	0.5	1.8	34.7
Totals	47.8	20.6	10.5	10.0	4.1	4.6	

2010-11 (30 Games)

	Pts.	Rebs.	Assts.	TOs	Blks.	St.	Mins.
T. Jones	17.1	9.2	1.8	2.2	1.9	1.2	31.6
B. Knight	17.7	4.0	4.0	3.2	0.3	0.6	35.6
D. Lamb	13.0	2.1	1.9	1.4	0.2	0.7	28.8
S. Poole	0.3	0.6	0.1	0.1	0.0	0.0	3.1
Totals	47.9	15.6	7.7	6.8	2.4	2.4	

2011-12 (31 Games)

	Pts.	Rebs.	Assts.	TOs	Blks.	St.	Mins.
A. Davis	14.4	9.8	0.8	0.9	4.7	1.4	31.3
M. Kidd-Gilchrist	11.9	7.8	2.1	2.2	1.1	1.2	31.2
M. Teague	9.8	2.5	4.7	2.8	0.4	1.0	32.1
K. Wiltjer	5.6	2.1	0.5	0.7	0.4	0.1	13.0
Totals	41.7	22.3	8.2	6.7	6.5	3.7	

2012-13 (31 Games)

	Pts.	Rebs.	Assts.	TOs	Blks.	St.	Mins.
W. Cauley-Stein	8.4	6.1	1.0	1.6	2.1	0.9	22.9
A. Goodwin	14.1	4.5	2.8	3.1	0.5	1.1	31.9
N. Noel	10.5	9.5	1.6	1.9	4.4	2.1	31.9
A. Poythress	11.6	6.2	0.7	2.1	0.4	0.3	25.7
Totals	41.0	23.4	5.5	8.0	6.2	3.8	

Overtime Games

Kentucky played in its second overtime game of the season in a 90-83 triumph over visiting Missouri. It's the first time UK has played in multiple overtime games in the same season since the 2009-10 squad went 3-0 in extra period games.

The win at Texas A&M marked the first overtime game played for the Wildcats since a one-point loss at Arkansas on Feb. 23, 2011. Kentucky is 53-43 all-time in overtime contests.

ESPN's GameDay Visits Rupp

For the fourth time in program history the ESPN College GameDay Covered by State Farm tour visited Kentucky's historic Rupp Arena for a weekly installment of the popular college basketball preview show.

UK fans once again showed their insatiable appetite for basketball numbering over 15,000 (15,087), the largest Gameday crowd

of the year and most since over 22,000 packed Rupp Arena for the pre-game show in the 2009-10 season.

Since Gameday's inception during the 2004-05 season, ESPN has featured the Wildcats eight total times.

The Blue and White own a 3-1 record on days when it is featured by the GameDay crew under Calipari's direction.

Signees Selected for Jordan Brand Classic and McDonald's All-America Game

Four Kentucky men's basketball signees have been selected to take part in both the Jordan Brand Classic and the McDonald's All-America Game.

UK Fall signees, Aaron Harrison (Ft. Bend, Texas), Andrew Harrison (Ft. Bend, Texas), Marcus Lee (Antioch, Calif.) and James Young (Rochester, Mich.) were chosen to take part in the annual events.

Since John Calipari's arrival as the head coach of the Wildcats, UK has had

INEXPERIENCED CATS

Kentucky is the only NCAA BCS level team in the nation to not return a single player with at least one start from the 2011-12 season.

Missouri returns just one starter, preseason All-SEC selection Phil Pressey, who started all 35 games a season ago.

Five other teams in the nation return at least two players who made at least one start a season ago in Florida State, Mississippi State, Nebraska, Utah and Vanderbilt.

As Coach Calipari often says comparing UK to any other school is a relatively pointless endeavor these days. No other team comes close to replicating the annual roster turnover the Cats deal with.

With that in mind, perhaps the best comparisons for this year's Kentucky team in terms of experience are Calipari's first three teams in Lexington. Let's take a look at the returning contributors (not just starters) from all four in terms of games played and started and per-game averages from the previous season.

NOTE: Team per-game averages are adjusted for percentage of games played by each player, which is why columns appear to not add up.

2012-13 Kentucky

	Games	St.	Mins.	Pts.	Rebs.	Assts.
Kyle Wiltjer	40	0	11.6	5.0	1.8	0.4
Twany Beckham	16	0	2.8	0.0	0.5	0.1
Jarrod Polson	22	0	2.8	0.1	0.4	0.1
Sam Malone	6	0	2.2	1.0	0.3	0.2
Brian Long	12	0	1.4	0.2	0.2	0.0
TOTAL	96	0	15.0	5.3	2.3	0.5

2011-12 Kentucky

	Games	St.	Mins.	Pts.	Rebs.	Assts.
Terrence Jones	38	35	31.5	15.7	8.8	1.6
Doron Lamb	38	14	28.4	12.3	2.0	1.6
Darius Miller	38	37	10.9	10.9	4.6	1.7
Eloy Vargas	38	0	7.7	1.5	2.0	0.1
Jarrod Polson	17	0	1.8	0.4	0.1	0.0
TOTAL	169	86	79.3	40.6	17.4	5.0

2010-11 Kentucky

	Games	St.	Mins.	Pts.	Rebs.	Assts.
Darius Miller	38	32	21.2	6.5	2.4	1.5
DeAndre Liggins	29	0	15.3	3.8	2.3	0.8
Josh Harrellson	22	0	4.0	1.3	1.2	0.0
TOTAL	89	32	35.2	10.2	4.9	2.1

2009-10 Kentucky

	Games	St.	Mins.	Pts.	Rebs.	Assts.
Patrick Patterson	34	34	33.7	17.9	9.3	1.9
Perry Stevenson	36	34	28.1	7.8	5.9	1.5
Ramon Harris	31	28	22.1	5.5	3.8	1.6
Darius Miller	36	2	21.2	5.3	3.1	2.0
DeAndre Liggins	33	1	16.5	4.2	2.4	2.8
Josh Harrellson	34	2	9.3	3.6	2.5	0.2
Mark Krebs	13	0	1.9	0.2	0.3	0.2
TOTAL	217	101	124.8	42.1	25.7	9.5

*Courtesy of Guy Ramsey, CatScratches

13 former or current players selected to participate in the Jordan Classic.

Kentucky at NBA All-Star Weekend

The 2013 NBA All-Star weekend in Houston, had a blue feel to it, as six former Wildcats were selected to participate in various All-Star festivities.

The list of Wildcats included: Eric Bledsoe (Slam Dunk Contest), Anthony Davis (BBVA Rising Stars Challenge), Terrence Jones (NBA D-League All-Star game), Michael Kidd-Gilchrist (BBVA Rising Stars Challenge), Brandon Knight (BBVA Rising Stars Challenge, Skills Competition) and Rajon Rondo (NBA All-Star Game).

Noel Out for the Season

Freshman Nerlens Noel suffered a torn ACL in the game vs. Florida and is out for the season. According to the UK medical staff, surgery should be performed in the next one to two weeks. The normal timetable for recovery is six to eight months.

Defense

Kentucky's defensive effort was a major factor during the team's five-game winning streak. The Wildcats held each of their opponents to below .430 shooting for the game. The 77-55 win over South Carolina marked UK's best defensive effort as the Gamecocks managed just .288 from the field.

Four-Time Winner for Noel Freshman of the Week Accolades

Freshman Nerlens Noel earned four-straight SEC Freshman of the Week accolades. He earned the first award after averaging 11 points, nine rebounds and 6.5 blocks in victories over Tennessee and Auburn.

The second honor came after he averaged nine points, 10.5 rebounds and seven blocks in games against Alabama and LSU. The final honor was awarded after Noel averaged 10.5 points, 10.5 rebounds and seven blocks in wins at Ole Miss and at Texas A&M. Noel began the week with a 12-block performance in an upset of No. 16 Ole Miss. The 12 rejections set a new single-game record for Kentucky and ranks as the third-most ever for an SEC player. Noel helped lead UK to a pair of wins over South Carolina and Auburn to win his fourth honor. He logged double-doubles in both outings and put together a career-long three-game double-double streak.

He's the first player since John Wall in the 2009-10 season to earn the award in four consecutive weeks.

Offensive Efficiency

John Calipari's teams have always been ef-

ficient scorers. However, the 2012-13 team has put together the three-best field goal percentage games in Calipari's tenure at Kentucky including a .614 performance against South Carolina on Feb. 5 which ranks as the third-best clip in a single-game this season and third in the Cal Era. UK's .677 clip vs. LIU-Brooklyn ranks as the best single-game percentage, while the .645 performance vs. Lafayette is the second-best clip of the year.

Noel on Wayman Tisdale Watch List

Noel has been named among 12 players for the U.S. Basketball Writers Association's midseason candidates for the Wayman Tisdale Award. The award is given annually to the nation's top freshman.

History Made in Oxford

Noel set a new UK single-game record with 12 blocks in Kentucky's 87-74 upset of No. 16 Ole Miss. He earned six of those rejections playing with four fouls.

There have been 17 other instances of Division I players blocking 13 or more shots, but doing it in a major conference game is especially rare. Noel's 12 blocks tie him for the fourth most ever by a player from a BCS conference school against a BCS conference opponent, trailing only the following three:

- 14 - Roy Rogers - Alabama
(vs. Georgia on Feb. 10, 1996)
- 14 - Loren Woods - Arizona
(vs. Oregon on Feb. 3, 2000)
- 13 - Kyle Davis - Auburn
(vs. Miami on March 14, 2001)

Noel's 12 blocks also tie for the third most ever by a Southeastern Conference player and the second most in a league game behind Rogers.

Rivalry Renewed

The rivalry between two of the most tradition-laden basketball programs will renew next season as Kentucky and North Carolina have agreed to a two-year, home-and-home series beginning in the 2013-14 season the two teams announced on Monday, Jan. 28.

Double-Double for Poythress

Freshman Alex Poythress became the fourth different Wildcat to earn a double-double this season with 20 points and a career-high 12 rebounds in a victory over LSU. It marked his highest scoring output since totaling 22 against LIU Brooklyn on Nov. 23.

It was also the first 20-10 effort for Poythress and the second for UK this season (Kyle Wiltjer, 23p-12r vs. Lipscomb).

UK BY POSSESSION

Game	Pts. per Possession	
vs. Maryland	Offense (1.06)	Defense (1.01)
vs. Duke	Offense (1.05)	Defense (1.15)
Lafayette	Offense (1.38)	Defense (0.67)
Morehead St.	Offense (1.16)	Defense (1.00)
LIU Brooklyn	Offense (1.41)	Defense (1.01)
at Notre Dame	Offense (0.88)	Defense (1.12)
Baylor	Offense (0.73)	Defense (0.85)
Portland	Offense (1.00)	Defense (0.62)
Lipscomb	Offense (1.21)	Defense (0.68)
Marshall	Offense (1.11)	Defense (0.73)
at Louisville	Offense (1.07)	Defense (1.11)
E. Michigan	Offense (1.22)	Defense (0.51)
at Vanderbilt	Offense (0.90)	Defense (0.87)
Texas A&M	Offense (1.13)	Defense (1.32)
Tennessee	Offense (1.09)	Defense (0.94)
at Auburn	Offense (1.12)	Defense (0.79)
at Alabama	Offense (0.87)	Defense (0.94)
LSU	Offense (1.09)	Defense (1.01)
Ole Miss	Offense (1.18)	Defense (1.00)
Texas A&M	Offense (1.03)	Defense (0.97)
South Carolina	Offense (1.13)	Defense (0.81)
Auburn	Offense (1.18)	Defense (1.02)
Florida	Offense (0.90)	Defense (1.19)
Tennessee	Offense (0.89)	Defense (1.35)
Vanderbilt	Offense (1.21)	Defense (1.15)
Missouri	Offense (1.17)	Defense (1.08)
Mississippi State	Offense (1.25)	Defense (0.81)
Arkansas	Offense (0.87)	Defense (1.06)
Georgia	Offense (0.97)	Defense (1.12)
Florida	Offense (0.95)	Defense (0.89)
Vanderbilt	Offense (0.94)	Defense (1.25)

Bold-Season high

Italic-SEC high

Defensive Dandy

A loss at Alabama gave UK just its second loss in the John Calipari era when holding opponents to less than 63 points. UK is 71-2 in his tenure when achieving the feat with the only other set-back coming in the 2011 Final Four game to UConn. UK is also an unblemished 30-0 when opponents are limited to 55 or fewer.

No 3-Pointers Allowed

In a win at Auburn the Wildcats did not allow a 3-pointer by the Tigers for the entire game. It marked the first time UK held an opponent with out one 3-pointer since Feb. 10, 2001 against Mississippi State. It's also just the third time in program history Auburn did not make at least one 3-point field goal and the first time since 1997.

The Freshmen Four

In UK's win over Eastern Michigan to conclude the non-conference portion of the schedule, the Wildcats did something no UK team has done in nearly 70 years. With the help of Big-BlueHistory.net, it is believed to have been the first time UK started four freshmen in a game since the 1943-44 season.

Per a box score appearing in the *New York Times*, UK started four freshmen and a sopho-

more in an NIT semifinal game vs. St. John's on 3/22/1944.

UK started the same lineup of four freshmen and sophomore Ryan Harrow in its opening three SEC games of the season.

Stifling Defense

In a stretch to end non-conference action, Kentucky held three of its last six opponents to below .300 shooting for the game including a season-best .242 clip by Eastern Michigan. That total ranks as the lowest for any UK team since holding Central Arkansas to a .242 clip on Nov. 6, 2007. UK is 7-0 this season when holding teams under .400 shooting.

The Wildcats also held the Eagles to just 38 points which is the fewest points allowed in the John Calipari era and the least amount scored on UK since Texas Southern managed just 35 on Nov. 24, 2007.

Cauley-Stein Tabbed SEC Freshman of the Week

Freshman Willie Cauley-Stein became the fourth Kentucky player to earn an SEC weekly award this season when he was tabbed the league's top performing freshman after becoming the first UK player to tally multiple double-double efforts this season with 11 points and 11 boards in a 90-38 win over Eastern Michigan on Wednesday. He was efficient from the field with a 5-for-6 day, while also contributing to a stifling defensive effort by the Cats.

Noel Named Defensive Player of the Month

ESPN's Jeremy Lundblad tabbed freshman Nerlens Noel as his December Defensive Player of the Month. Noel finished in the top 10 in both blocks (4.0) and steals (2.8) in the month while also ranking among the nation's top-25 leaders in rebounding. Lundblad noted that Noel is on pace to be the first player in the country to average 3.5 blocks and 2.5 steals per game since Houston's Bo Outlaw in the 1992-93 season.

UK vs. the Country

UK took on its second first-time opponent of the season in Eastern Michigan in the final non-conference game of the season. UK played Lafayette for the first time in program history on Nov. 15, 2012 earlier this season. With the addition of Eastern Michigan Kentucky has now played 210 of the current 338 D1 programs.

Rebounds

Kentucky snatched 41 or more rebounds in five-straight games which included season-highs of 48 against Baylor and Marshall before

the streak came to an end with 39 boards vs. Louisville. It marked the first such 40+ board-stretch since the 2009-10 team pulled down 41 or more rebounds over a four game period to conclude the season.

Wiltjer's 20-10 Night

Sophomore Kyle Wiltjer logged his first career double-double effort with a season-high 23 points and a career-high 12 rebounds in a win over Lipscomb. He also matched a career-high with seven made 3-pointers. Wiltjer became the first Wildcat to have a 20-10 game this season and the first since Michael Kidd-Gilchrist during the NCAA Sweet 16 game against Indiana.

Doubling Up

Freshman Willie Cauley-Stein recorded Kentucky's first double-double of the season in a win over Samford. The Olathe, Kan., native posted 12 points and 12 rebounds.

He was one of six Wildcats to score in double-figures, the first time for a UK team since the Cats did so against Indiana in the Sweet 16 last year.

Leading Scorer, but Dishing Dimes Too

Through the first 10 games of the season freshman Archie Goodwin led the squad in scoring, but also contributed offensively in other ways too. Goodwin led the team with 44 assists (4.4 apg). He logged seven-straight games with four or more dimes. That was the longest such streak since Marquis Teague passed out four or more assists in nine-straight games during the 2011-12 campaign.

Goodwin is the second freshman guard under John Calipari to lead his team in scoring and dish out four or more assists through the first 10 games. John Wall averaged a team-high 18.1 points and 7.1 assists in his first nine games.

Lengthy Again

With an average height of 78.4 inches, UK ranks as the ninth longest team in the country according to Kenpom.com. Since John Calipari's arrival, UK has rated in the top 10 for average height in each of his four seasons.

Season	Height	Rank
2012-13	78.4	9
2011-12	78.8	2
2010-11	78.4	4
2009-10	78.6	5

Giving Back

During the winter break from school, the

Wildcats participated in a few charitable activities. The entire men's basketball team spent time with Samaritan's Feet in addition to distributing winter coats the week of Dec. 17 in between practice sessions.

Torching the Rupp Nets

Over a three-game home winning streak against Lafayette, Morehead State and LIU Brooklyn Kentucky burned up the nets shooting at a blistering 62.0 percent clip.

The Cats shooting prowess was highlighted against LIU Brooklyn, hitting 67.7 from the field. It was the highest field goal percentage for UK in the John Calipari era and the highest since UK posted a 68.7 mark in 2008-09 against Kansas State.

Joe B. Hall Inducted into Hall of Fame

Former UK men's basketball head coach Joe B. Hall and contributor and UK graduate Jim Host were two of 10 members in the Class of 2012 to be inducted into the National Collegiate Basketball Hall of Fame on Sunday.

As a Kentucky assistant coach in 1972, Hall had the unenviable task of succeeding Adolph Rupp. Unfazed by the task, Hall guided the Wildcats for 13 seasons, winning 75 percent of 397 games. Within three years, he reached the NCAA championship game and, in 1978, he earned National Coach of the Year honors while coaching Kentucky to its fifth national title with a 30-2 record. His Wildcat teams won eight SEC championships and earned a Final Four berth for the third time in 1984. He was named SEC Coach of the Year four times.

The founder and principal of Host Communications, Host realized the potential growth of men's basketball and partnered the NCAA with major corporations like Gillette, Valvoline and Pizza Hut. Host, who also had a background in broadcasting, went on to create a model for multimedia rights, bundling everything from coaches' radio and TV shows, promotional appearances, endorsements and publishing into a single package for some of the nation's top programs. He has been recognized as one of college athletics' most influential people.

20-Poynt-thress

Freshman Alex Poythress had a streak broken against Notre Dame. Previously, he notched 20 points in four-straight games with 20 vs. No. 9 Duke, 22 vs. Lafayette, 20 against Morehead State and 22 vs. LIU Brooklyn to become the first UK freshman to have four-straight 20-point efforts in the John Calipari era. He was also the first Wildcat to tally four-consecutive 20-point nights since Jodie Meeks

had nine-straight in the 2008-09 season.

Double Figures for Goodwin

Freshman Archie Goodwin became the third UK freshman under John Calipari to score in double figures in his opening five career games. Goodwin joined John Wall (2009-10) and Terrence Jones (2010-11) as the other Wildcats to achieve the feat. Goodwin posted 16 points against Maryland and No. 9 Duke, 13 against Lafayette, a career-high 28 against Morehead State and 22 vs. LIU Brooklyn.

Goodwin Earns Weekly Honors

Freshman Archie Goodwin was named the Southeastern Conference Freshman of the Week as well as Dick Vitale's Diaper Dandy of the Week after averaging 25.0 points 7.5 rebounds and 6.5 assists in wins over Morehead State and LIU Brooklyn.

Young Cats Cool at the Free Throw Line

In Kentucky's 81-70 over Morehead State Thursday, UK freshmen Archie Goodwin and Alex Poythress were on the mark from the charity stripe.

Poythress finished a perfect 8-8 from the line, marking the 20th time under Calipari a Wildcat has been perfect at the stripe when taking more than six attempts.

Goodwin found his way to the line 17 times, the most since DeMarcus Cousins attempted 17 free throws against Tennessee in the 2010 season. Goodwin connected on 12 of them, tied for the most by a Wildcat under Calipari.

Efficient from Everywhere

Sophomore Kyle Wiltjer led an explosive offensive night for the Wildcats in a win over Lafayette. Wiltjer hit a career-high seven 3-pointers on 7-of-11 attempts to lead a 64.5 percent shooting night from the floor as a team. That percentage was the highest in the John Calipari era and the best clip since UK shot 68.8 against Kansas State on Nov. 28, 2008. UK also went over the century mark (101) in the regular season for the first time since scoring 108 in the year's opening contest against Marist during the 2011-12 season.

Trio Tabbed to Naismith Watch List

Three Kentucky men's basketball freshmen were among 50 players tabbed to the 2012-13 Naismith early season watch list for player of the year honors it was announced by the Atlanta Tipoff Club. Archie Goodwin, Nerlens Noel and Alex Poythress were all selected as candidates to watch for the post season honor.

The 50-player watch list was compiled by

the Atlanta Tipoff Club's Board of Selectors, which based its criteria on player performances from the previous year and expectations for the 2012-2013 college basketball season. The Naismith Men's College Player of the Year presented by AT&T will be awarded on April 7, 2013 in Atlanta.

Poythress Tabbed SEC Freshman of the Week

After averaging 21.0 points and 6.5 rebounds in games against 9th-ranked Duke and to Lafayette, Alex Poythress was named the SEC's Freshman of the Week.

Poythress had 20 points and added a team-high eight rebounds in a loss to No. 9 Duke. He then topped that performance with a 9-of-10 night from the field for a career-high 22 points in the win over Lafayette. He became the first freshman since Brandon Knight in Feb. 2011 to have consecutive 20-point efforts.

Wiltjer Named SEC Player of the Week

Kyle Wiltjer was named the SEC Player of the Week for the first time in his career after he led the Wildcats with 19 points on 6-of-9 shooting including a 4-for-6 clip from 3-point range in a win over Maryland. The four 3-pointers ranked as a career high at the time in addition to a career-high three swats.

Polson's Career Day

It was an unlikely hero that helped the Wildcats to a season-opening victory over Maryland in John Calipari's fourth season. Junior Jarrod Polson made the most of a then career-high 22 minutes scoring a then career-high 10 points while dishing out a then career-best three assists in leading UK to a 72-69 triumph over the Terps. Polson scored four points in the last five minutes including the game's decisive free throws with less than 10 seconds to help seal the win for UK.

UK MBB Hosts Telethon for Superstorm Sandy Victims

Humbled by the devastation of Superstorm Sandy, the University of Kentucky men's basketball team, in conjunction with WKYT, hosted a telethon on Wednesday, Nov. 7. One hundred percent of the one million dollars in proceeds went to the American Red Cross to benefit the victims of the catastrophic storm.

Cats Rock at Rupp

- UK has won 150 of its last 175 home games. Kentucky went on a 54-game winning streak in the venerable arena to begin the John Calipari era.
- The Wildcats are 493-62 (.888) all-time in

HONORING THE CATS

TWANY BECKHAM

Arthur Ashe Jr. Sports Scholar Finalist

WILLIE CAULEY-STEIN

All-SEC Freshman Team (Coaches)
SEC Freshman of the Week (1/7, 2/25)

ARCHIE GOODWIN

All-SEC Freshman Team (Coaches)
SEC Freshman of the Week (11/26)
Dick Vitale "Diaper Dandy of the Week" (11/26)
Naismith Preseason Watch List

NERLENS NOEL

USBWA Freshman All-America First-Team
SEC Freshman of the Year (Coaches)
SEC Defensive Player of the Year (Coaches)
All-SEC First Team (Coaches)
All-SEC Freshman Team (Coaches)
All-SEC Defensive Team (Coaches)
SEC Freshman of the Year (Collegehoopsdaily.com)
All-SEC First Team (Collegehoopsdaily.com)
Wayman Tisdale Finalist
Sports Illustrated National POW (2/4)
Wayman Tisdale Midseason Watch List
NetScouts Basketball SEC POW (1/21)
College Sports Madness SEC POW (2/4)
SEC Freshman of the Week (1/21, 1/28, 2/4, 2/11)
ESPN Defensive Player of the Month (Dec.)
Naismith Preseason Watch List
Preseason All-SEC first team (AP/Coaches)

ALEX POYTHRESS

All-SEC Freshman Team (Coaches)
SEC Freshman of the Week (11/19)
Naismith Preseason Watch List
Preseason All-SEC 2nd team (AP/Coaches)

KYLE WILTJER

SEC Sixth Man of the Year (Coaches)
SEC Player of the Week (11/12)

Rupp Arena.

- UK has won 24 national attendance titles in the building, including 16 of the last 17.
- The Rupp Arena attendance record of 24,479 was set against Louisville on Jan. 2, 2010.
- The Wildcats have posted a remarkable 269-39 (.873) record in regular season SEC games in the building.

All-Time Attendance Records at Rupp

No.	Att.	Opponent	Date	Result
1.	24,479	Louisville	1/2/2010	W, 71-62
2.	24,468	North Carolina	12/5/2009	W, 68-66
3.	24,465	Florida	2/10/2007	L, 64-61
4.	24,459	Florida	2/4/2003	W, 70-55
5.	24,432	Louisville	12/17/2005	W, 73-61
6.	24,411	LSU	2/28/2009	L, 73-70
7.	24,402	Tennessee	2/13/2010	W, 73-62
8.	24,398	North Carolina	12/3/2011	W, 73-72
9.	24,394	Tennessee	2/21/2009	W, 77-58
10.	24,389	Florida	2/7/2012	W, 78-58

2012-13 Attendance Marks at Rupp

No.	Att.	Opponent	Date	Result
1.	24,380	Missouri	2/20/13	W, 90-83
2.	24,294	Florida	3/9/13	W, 71-67
3.	24,271	Marshall	12/22/12	W, 82-54
4.	24,253	Auburn	2/9/13	W, 72-62
5.	24,248	LSU	1/26/13	W, 75-70
6.	24,193	Texas A&M	1/12/13	L, 83-71
7.	24,192	Baylor	12/1/12	L, 64-55
8.	24,033	Tennessee	1/15/13	W, 75-65
9.	24,023	Mississippi St.	2/27/13	W, 85-55
10.	22,887	Vanderbilt	2/20/13	W, 74-70

Calipari Owns Record in Rupp

With UK's 2011-12 season-opening victory over Marist, UK head coach John Calipari recorded his 34th consecutive win in Rupp Arena as UK's head coach. It broke former UK head coach Rick Pitino's longest streak of 33 games in the venue.

Calipari's winning streak was snapped at 54 games with a loss to Baylor in his fourth season. The 54-game run, however, was his longest career home winning streak.

Record-Breaking Six Cats Drafted

Following a national championship, the Kentucky Wildcats made history once again as six players were selected in the NBA Draft, led by Anthony Davis, the second Wildcat selected as the first overall pick in the last three years.

Davis was selected No. 1 overall by the New Orleans Hornets, followed by Michael Kidd-Gilchrist at No. 2 by the Charlotte Bobcats. Davis and Kidd-Gilchrist are the first teammates to go 1-2 in NBA Draft history.

It marks the first time that six players from the same school were selected since the NBA Draft went to two rounds in 1989. UNLV is the only other team with six players selected in a

single draft, which the Runnin' Rebels achieved in the 1977 10-round draft.

Since John Calipari's arrival, the Wildcats have become the first program in the history of the NBA draft to have four or more players selected in three consecutive drafts. UK has had 11 players selected in the opening round and 15 players taken overall over the last three seasons. Every starter and sixth man has been drafted by the NBA.

Freshman Class Ranked No. 1 Again

At the beginning of the early signing period, the Kentucky men's basketball team has received National Letters of Intent from Aaron and Andrew Harrison, Marcus Lee, Derek Willis and James Young.

Analysts have predicted it will mark the fifth consecutive top-ranked class in the country for the Wildcats.

UK Signees on Naismith Watch List

Kentucky men's basketball signees Aaron and Andrew Harrison are among the top seven senior boys named to the Naismith Trophy High School Player of the Year preseason watch list it was announced by the Atlanta Tipoff Club. The Harrisons are 6-foot-5 guards from Fort Bend, Texas. Aaron is rated as the nation's top shooting guard, while Andrew is the nation's top-ranked point guard.

Harrisons Named to USA Junior National Team

Kentucky signees Aaron and Andrew Harrison are among the prep stars named to the United States Junior National team it was announced in late January.

The Harrisons were fall signees to Kentucky and participated in the U18 National Team Training Camp before earning roster spots to the junior national team in 2013.

WILDCATS IN THE NBA

Kentucky in the NBA Draft

- Following the 2012 NBA Draft, Kentucky has had 106 players drafted 108 times (Johnny Cox '58 and Roger Newman '60 both drafted in Junior eligible draft, but returned for senior year and were drafted again).
- UK has had 31 players selected in the opening round (11 have come in the last three years) of the draft.
- The Wildcats set a new single-draft high for Kentucky players drafted in a single year. The 2010 draft had five UK players selected, and the 1984 draft also had five Wildcats.
- Anthony Davis and Michael Kidd-Gilchrist became the first pair of teammates to go No. 1 and No. 2 in NBA Draft history.
- With Anthony Davis selected as the No. 1 pick in 2012, Kentucky is the only school since the 2000 draft to have two No. 1 picks (John Wall – 2010).
 - With Davis going No. 1 overall, John Calipari will have coached three No. 1 picks in the last five years. And his three No. 1 picks are the most by one coach in NBA Draft history.
- Kentucky is one of just 15 schools in the nation to have multiple No. 1 overall draft picks.
 - With Davis earning the No. 1 overall pick, Kentucky's two-year gap between No. 1 overall draft selections from one school is second only to Duquesne, which had No. 1 overall selections in back-to-back years in 1955 and 1956.
- With multiple picks in its third consecutive NBA draft, Kentucky joins two other schools in having two or more players selected in three consecutive drafts since 1992. Calipari is one of only two coaches to have three consecutive NBA drafts be coupled with multiple players from his school since 1992 joining Mike Krzyzewski from Duke.
 - a. Kentucky – 2012, 2011, 2010
 - b. Memphis – 2010, 2009, 2008
 - c. Duke – 1995, 1994, 1993, 1992
- Coach John Calipari has had two or more players selected in FIVE consecutive NBA drafts dating back to 2008 with Memphis. He has three players who have been taken No. 1 overall. Following the 2012 draft, Calipari has had eight players taken in the top 10 of the draft in the last three seasons and 11 taken in the first round of the draft.
- With Marquis Teague taken by Chicago in the opening round of the draft, Coach John Calipari has had point guards taken in the first round of the draft for five consecutive seasons (Derrick Rose, Tyreke Evans, John Wall, Brandon Knight and Marquis Teague).
- Anthony Davis and Michael Kidd-Gilchrist are the highest pair of teammates taken in the NBA draft in the history of the NBA Draft. UK has now set a record with the highest pair of teammates taken in a draft with three consecutive drafts consisting of teammates from Kentucky. No school had previously had consecutive drafts with the highest pair of teammates before UK achieved the feat in 2010 and 2011 since the inception of the two-round draft format began in 1992.
 - a. 2012 – Anthony Davis (1st) and Michael Kidd-Gilchrist (2nd)
 - b. 2011 – Enes Kanter (3rd) and Brandon Knight (8th)
 - c. 2010 – John Wall (1st) and DeMarcus Cousins (5th)

Calipari and the NBA

Since his arrival as the head coach of Kentucky, John Calipari has had 15 players selected in the NBA Draft over the last three seasons. Eleven of those selections were first-round picks.

Calipari has coached 27 NBA draft picks in his 20 seasons. The average among active coaches is 1.8 draft picks.

Kentucky Tops the Nation in Pros

On Oct. 30, 2012, the opening-day rosters of the 2012-13 season, Kentucky had more NBA players than any other team in the nation.

1.	Kentucky	21
2.	Duke	18
3.	North Carolina	17
4.	Kansas	14
5.	UCLA	12

Kentucky in the NBA

Kentucky had 21 former players on this year's opening-day NBA rosters. The players and teams are:

Former Wildcat

Eric Bledsoe
Keith Bogans
DeMarcus Cousins
Anthony Davis
Josh Harrellson
Chuck Hayes
Terrence Jones
Enes Kanter
Michael Kidd-Gilchrist
Brandon Knight
Doron Lamb
DeAndre Liggins
Jodie Meeks
Darius Miller
Nazr Mohammed
Daniel Orton
Patrick Patterson
Tayshaun Prince
Rajon Rondo
Marquis Teague
John Wall

NBA Team

Los Angeles Clippers
Brooklyn Nets
Sacramento Kings
New Orleans Hornets
Miami Heat
Sacramento Kings
Houston Rockets
Utah Jazz
Charlotte Bobcats
Detroit Pistons
Milwaukee Bucks
Oklahoma City Thunder
Los Angeles Lakers
New Orleans Hornets
Chicago Bulls
Oklahoma City Thunder
Houston Rockets
Detroit Pistons
Boston Celtics
Chicago Bulls
Washington Wizards



Kentucky Basketball Head Coach

John Calipari



Kentucky head coach John Calipari reached the mountaintop in his third year in Lexington, guiding Kentucky to its eighth national championship and 15th Final Four. In doing so, he claimed his first national championship and his fourth appearance in the Final Four. He is one of only two coaches to lead three different schools to a Final Four (UMass-1996; Memphis-2008; Kentucky-2011, 2012).

The Wildcats rode the trademark hard-nosed Calipari defense to the title, finishing the season as the nation's top-ranked team in

field-goal percentage defense and blocked shots.

Kentucky lost three members of its 2011 Final Four team (two to the draft, one to graduation), but Calipari reloaded with the nation's top-ranked recruiting class for the third straight season. Included in the class were eventual National Player of the Year Anthony Davis and All-American Michael Kidd-Gilchrist.

En route to the national championship, Calipari guided the Wildcats to an NCAA record-tying 38 wins, a perfect 16-0 mark in the Southeastern Conference, earning the school's 45th SEC championship, and extended his winning streak in Rupp Arena to 51 straight games. He has yet to lose a game at home as Kentucky's head coach.

Upon being named head coach on April 1, 2009, Calipari continued to work his magic of resurrecting once proud programs, taking an NIT team in 2009 to the 2010 NCAA Elite Eight. Along the way he led the Wildcats to a No. 1 ranking (UK's first since 2003), the program's 44th SEC regular-season championship and 26th SEC Tournament title.

The honors continued after the season as Calipari became the first coach in UK history to receive the Adolph Rupp National Coach of the Year award. He then watched as five of his players were selected in the first round of the 2010 NBA Draft, the first time a school has ever produced five first-round picks. Among those picks was the first Wildcat ever taken as the No. 1 overall pick, John Wall.

In his second year in 2010-11, a season that was labeled as a "rebuilding effort," one in which Calipari and the Cats were supposed to struggle after losing an unprecedented five first-round picks in the 2010 NBA Draft, Kentucky reloaded as Calipari guided UK to its 27th SEC Tournament championship, kept his unbeaten record at Rupp Arena alive and collected his 500th career on-court win.

In his inaugural season as head coach of the Wildcats, Calipari posted his fifth straight 30-win season, the only coach in NCAA Division I history to do so. In addition to the Rupp National Coach of the Year, Calipari was also named the Associated Press SEC Coach of the Year.

When he led Kentucky back to the No. 1 spot in the country, Calipari became one of only two coaches (Frank McGuire) in NCAA history to lead three teams to a No. 1 ranking. He led UMass to a No. 1 ranking in 1995 and 1996, and he led Memphis to the No. 1 spot in the 2008 season.

Much like he did at UMass, when his players graduated at nearly 80 percent, Calipari has stressed academics. Fifteen of his last 18 seniors that came through the Memphis program earned their bachelor's degrees, and the six seniors under Cal at Kentucky have all earned their degrees.

The Wildcats posted a 3.12 grade-point-average in the 2012 spring semester with 10 players earning a 3.0 GPA or better.

As someone who prides himself on helping young men reach their dreams, he has placed 27 players in the NBA during his college coaching career, including 15 over his first three seasons at Kentucky. The 15 picks

over a three-season span is the most of any coach.

In 2010, five of his UK players were selected in the first round for the first time in NBA history. He followed that up with four players in the draft in 2011 and six players in 2012, the most in a two-round draft.

Overall, he's turned out 15 NBA draft picks, 11 first-rounders, two No. 1 overall selections, five top-five picks and seven lottery picks at Kentucky.

Included in Calipari's NBA success are three No. 1 overall picks (Derrick Rose, Wall and Davis) over the last five years. No other coach has had three No. 1 picks, and 2012 was the first time two players from the same team (Davis and Kidd-Gilchrist) were taken with the top two picks in the draft.

Since the 2005-06 season, Coach Cal ranks as the winningest coach over the last seven years.

After bringing the University of Massachusetts basketball program to national prominence in the '90s and resurrecting the Memphis basketball program in the 2000s, Calipari became the 22nd coach in UK history and seventh in the last 80 years.

Following his third season at UK, Calipari's overall on-court record soared to 547-154 for an impressive 78.0 winning percentage. His 547 wins are the second most in NCAA Division I history in the first 20 years, Roy Williams being the other.

Calipari's 78.0 winning percentage is the third-highest among active NCAA Division I coaches with 10 years experience at college basketball's Division I level, trailing only Mark Few and Roy Williams. On the NCAA Division I list for winning percentage for all coaches (minimum 10 years), Calipari is in 10th place and ahead of Mike Krzyzewski, Jim Boheim, Bob Huggins and Lute Olson.

Calipari's eight 30-win seasons is tied for third most for a head coach in NCAA Division I history. For his career (20 years), Calipari has 18 20-win seasons and 12 25-win campaigns.

In 1996, Calipari moved from UMass to the NBA after leading the Minutemen to the Final Four. For his efforts, Calipari was named Naismith National Coach of the Year.

Calipari led the Tigers to the 2008 NCAA title game, and Memphis' 38 wins in 2007-08 made him the winningest coach for a single season in NCAA history. As a result, Calipari was named Naismith National Coach of the Year for a second time in his career. He is only the second coach to receive the honor multiple times since the award's inception in 1987. Krzyzewski is the other to do so.

Calipari, the 2009 Sports Illustrated National Coach of the Year, led the Tigers to nine straight 20-win campaigns and nine consecutive postseason appearances, the only Memphis coach to do that. He posted 252 wins — 28 wins per season — as the Tigers' head coach, making him the



winningest coach in school history.

Calipari compiled a 193-71 record (.731) during his eight-year career at Massachusetts, including a 108-44 mark (.684) in Atlantic 10 play. In addition to five straight NCAA Tournaments, UMass also made two appearances in the NIT, advancing to the NIT final four in 1991. The 1990-91 season was the first of six straight seasons in which the Minutemen won at least 20 games.

Calipari's personal 20-win streak has reached the 17-season mark after 35 wins in his first year at UK and 29 in his second. All nine of his Memphis clubs won 20-plus games, along with his last six teams at UMass. In his final season at UMass, Calipari was named the 1996 Naismith National Coach of the Year and The Sporting News National Coach of the Year. He was also named the Atlantic 10 Coach of the Year for the third time in four years, as well as Basketball Times East Region Coach of the Year.

During the Minutemen's 35-2 season in 1995-96, UMass posted wins over Kentucky, Maryland, Wake Forest, Georgia Tech, Syracuse, Virginia Tech and Louisville. UMass ended the regular season ranked No. 1 in the nation in the final regular season poll after being the top-ranked team for nine weeks earlier in the year. The Minutemen also won their first 26 games of the season, setting a school record for most consecutive wins.

In addition to his National Coach of the Year honors in 1996, Calipari was a Naismith Coach of the Year finalist in 1994 and 1995. He was the USBWA District I Coach of the Year in 1993.

At 29, when he was named head coach, Calipari began to build a program from the ground up, going 10-18 his first season before posting a 17-14 record his second year (receiving a bid to the NIT).

The Minutemen won their first A-10 championship in 1992 with a 30-5 record, including a 13-3 mark in league play. With a 77-71 overtime win over Syracuse in an East Regional second-round game, UMass made its first NCAA Sweet 16 appearance.

Calipari left UMass in June of 1996 to become executive vice president of basketball operations and head coach of the New Jersey Nets. He led the Nets to a second-place finish in the NBA's Atlantic Division and the playoffs in 1998, ending a five-year postseason drought for the franchise. The Nets' 17-game turnaround from the previous year was the best that season in the NBA.

He became a member of the Philadelphia 76ers coaching staff in 1999, rejoining Philadelphia coach Larry Brown, for whom Calipari was an assistant at Kansas.

Calipari began his coaching career at Kansas as a volunteer assistant under Ted Owens. In 1983, he was hired as the recruiting coordinator at the University of Vermont, but he was swayed back to the nation's heartland when Brown was hired as head coach at KU. He spent three seasons at Kansas (1982-85) before another three-year stint as an assistant coach to Paul Evans at Pittsburgh (1985-88).

The 53-year-old lettered two years at North Carolina-Wilmington before transferring to Clarion State. He played point guard at Clarion during the 1981 and 1982 seasons, leading the team in assists and free-throw percentage. The Eagles were ranked in the Division II Top 20 both years and participated in the 1981 NCAA Division II Tournament.

Calipari and his wife, Ellen, have two daughters, Erin and Megan and a son, Bradley. Erin graduated from UMass and is now in grad school at Wake Forest, while Megan is pursuing her undergraduate degree at UMass. Brad is a sophomore at Lexington Christian Academy.

Biographical Information

Date of Birth: Feb. 10, 1959

Wife - Ellen

Children - Erin Sue, Megan Rae, Bradley Vincent

Education

Clarion State (1982)

Head Coaching Experience

University of Massachusetts (1989 - 96)

New Jersey Nets (NBA) (1997 - 99)

University of Memphis (2001 - 09)

University of Kentucky (2010 - pres.)

Coaching Awards

- 2012 Naismith National Coach of the Year Finalist
- 2012 SEC Coach of the Year (AP/Coaches)
- 2010 Adolph Rupp National Coach of the Year
- 2010 Naismith National Coach of the Year Finalist
- 2010 SEC Coach of the Year (AP)
- 2010 *Sporting News* SEC Coach of the Year
- 2010 Yahoo! Sports SEC Coach of the Year
- 2010 USBWA District IV Coach of the Year
- 2009 *Sports Illustrated* National Coach of the Year
- 2009 Iba National Coach of the Year Finalist
- 2009 C-USA Coach of the Year
- 2008 Naismith National Coach of the Year
- 2008 C-USA Coach of the Year
- 2008 Phelan and Iba National Coach of the Year Finalist
- 2007 Phelan National Coach of the Year Finalist
- 2007 USBWA District 4 Coach of the Year
- 2007 *Basketball Times* South Region Coach of the Year
- 2006 C-USA Coach of the Year
- 2004 NABC District 7 Coach of the Year
- 1996 Naismith National Coach of the Year
- 1996 *The Sporting News* National Coach of the Year
- 1996 Atlantic 10 Coach of the Year
- 1995 Naismith National Coach of the Year Finalist
- 1994 Naismith National Coach of the Year Finalist
- 1994 Atlantic 10 Coach of the Year
- 1993 USBWA District I Coach of the Year
- 1993 Atlantic 10 Coach of the Year
- 1992 Eastern Basketball Coach of the Year





Kentucky Basketball Head Coach

John Calipari

Miscellaneous On-Court Records

Overall Record: 568-165 (.775)

March/April Record: 122-34 (.782)

NCAA Record: 38-13 (.745)

Record in Conference Games: 260-80 (.765)

Record in Conference Tournament: 42-11 (.792)

- Owns the most NCAA single-season wins, tying his own record (Memphis, '08) in 2012 with 38 wins.
- One of only two coaches (Roy Williams) in NCAA DI history to have 400 or more wins in the first 16 years as a head coach. Calipari had 416 in his first 16 years.
- Winningest coach in DI history in a five-year span with 173 victories (2008-12).
- First coach in DI history to record five-straight on-court 30-win seasons.
- One of only two coaches (Rick Pitino) to lead three different schools to the Final Four.

NCAA Division-I Active

Winningest Coaches

(On-Court By Percentage - Min. 10 yrs. at Division I level)

No.	Coach/Team	Yrs.	Pct.
1.	Roy Williams/UNC	23	.798
2.	Mark Few/Gonzaga	12	.792
3.	John Calipari/Kentucky	20	.778
4.	Thad Matta/Ohio State	11	.768
5.	Bo Ryan/Wisconsin	27	.763

NCAA Division-I All-Time

Winningest Coaches

(On-Court By Percentage - Min. 10 yrs. at Division I level)

No.	Coach	Yrs.	Pct.
1.	Clair Bee	21	.824
2.	Adolph Rupp	41	.822
3.	John Wooden	29	.804
4.	Roy Williams*	23	.798
5.	John Kresse	23	.797
6.	Mark Few*	12	.792
7.	Jerry Tarkanian	31	.784
8.	Francis Schmidt	17	.782
9.	John Calipari*	20	.779
10.	Dean Smith	36	.776

* only active coaches in top 10 on all-time list

Head Coaching Record

Season	Team	W-L	Pct.	Accomplishments
1988-89	UMass	10-18	.357	
1989-90	UMass	17-14	.548	NIT
1990-91	UMass	20-13	.606	NIT Final Four
1991-92	UMass	30-5	.857	A-10 Champ (R/T); NCAA Sweet 16
1992-93	UMass	24-7	.774	A-10 Champ (R/T); NCAA 2nd Rd.
1993-94	UMass	28-7	.800	A-10 Champ (R/T); NCAA 2nd Rd.
1994-95	UMass	29-5	.853	A-10 Champ (R/T); NCAA Elite 8
1995-96	UMass*	31-1	.969	A-10 Champ (R/T); NCAA Final Four
1996-97	NJ Nets	26-56	.317	
1997-98	NJ Nets	43-39	.524	NBA Playoffs
1998-99	NJ Nets	3-17	.150	
2000-01	Memphis	21-15	.583	NIT Final Four
2001-02	Memphis	27-9	.750	C-USA Div. Champ; NIT Champ
2002-03	Memphis	23-7	.767	C-USA Nat'l Div. Champ; NCAA
2003-04	Memphis	22-8	.733	C-USA Champ (R); NCAA 2nd Rd.
2004-05	Memphis	22-16	.579	NIT Final Four
2005-06	Memphis	33-4	.892	C-USA Champ (R/T); NCAA Reg. Finals
2006-07	Memphis	33-4	.892	C-USA Champ (R/T); NCAA Reg. Finals
2007-08	Memphis*	0-1	.000	C-USA Champ (R/T); NCAA Finals
2008-09	Memphis	33-4	.892	C-USA Champ (R/T); NCAA Sweet 16
2009-10	Kentucky	35-3	.921	SEC Champ (R/T); NCAA Reg. Finals
2010-11	Kentucky	29-9	.743	SEC Champ (T); NCAA Final Four
2011-12	Kentucky	38-2	.950	SEC Champ (R); NCAA Champion
2012-13	Kentucky	21-11	.656	

NCAA Totals 526-163 .763

*-season includes games later vacated due to NCAA sanctions; actual on-court records were 35-2 in 1995-96 and 38-2 in 2007-08. NCAA Tournament appearances were also vacated in 1996 and 2008. Actual on-court won-lost record overall is 568-165 for a .775 winning percentage.

Cal in Conference

SEC Coaches	Conference Championships	Tournament Championships	Conference Coach of the Year
Anthony Grant, Alabama	3	2	1
Mike Anderson, Arkansas	1	0	1
Tony Barbee, Auburn	1	0	1
Billy Donovan, Florida	5	3	3
Mark Fox, Georgia	4	1	3
John Calipari, Kentucky	12	11	7
Johnny Jones, LSU	-	2	-
Frank Haith, Missouri	-	1	1
Andy Kennedy, Ole Miss	0	1	2
Rick Ray, Mississippi State	0	0	0
Frank Martin, South Carolina	0	0	1
Cuonzo Martin, Tennessee	1	0	1
Billy Kennedy, Texas A&M	4	2	3
Kevin Stallings, Vanderbilt	2	3	3
TOTALS	33	26	27

CALIPARI VS. ALL OPPONENTS

Alabama.....	5-3	Keene State.....	1-0	Santa Clara.....	1-0
Arizona.....	1-1	Kentucky.....	2-4	Savannah State.....	1-0
Arizona State.....	0-1	Lafayette (Pa.).....	1-0	Seton Hall.....	1-0
Arkansas.....	5-4	Lamar.....	4-0	Siena.....	4-0
Arkansas-Little Rock.....	3-0	LaSalle.....	3-0	SMU.....	8-0
Arkansas-Pine Bluff.....	1-0	LIU Brooklyn.....	1-0	South Carolina.....	8-1
Arkansas State.....	4-0	Lipscomb.....	1-0	South Connecticut.....	1-0
Auburn.....	5-0	Long Beach State.....	1-0	Southeastern Louisiana.....	1-0
Austin Peay.....	6-1	Louisiana-Lafayette.....	2-0	Southern Cal.....	3-0
Baylor.....	1-1	Louisiana Tech.....	1-1	Southern Miss.....	15-4
Belmont.....	1-0	Louisville.....	10-6	Southwest Texas State.....	1-0
Boston University.....	5-1	LSU.....	5-0	St. Bonaventure.....	17-1
Boston College.....	2-0	Loyola.....	1-0	St. John's.....	1-0
Bradley.....	1-0	Lowell.....	2-1	St. Joseph's.....	15-5
Bucknell.....	1-0	Manhattan.....	2-0	St. Mary's.....	1-0
Buffalo.....	1-0	Marist.....	2-0	St. Peter's.....	1-0
BYU.....	1-0	Marshall.....	6-0	Stanford.....	3-2
Cal State Northridge.....	1-0	Marquette.....	3-1	Syracuse.....	3-2
Central Connecticut State.....	2-0	Maryland.....	5-3	TCU.....	5-1
Charlotte.....	2-3	Massachusetts.....	1-0	Temple.....	13-11
Chattanooga.....	2-0	Memphis.....	1-0	Tennessee.....	10-5
Christian Brothers.....	2-0	Miami (Fla.).....	0-1	Tennessee Martin.....	4-0
Cincinnati.....	5-7	Miami (Ohio).....	2-0	Tennessee Tech.....	1-0
Cleveland State.....	2-0	Michigan State.....	1-0	Texas.....	1-2
Coastal Carolina.....	1-0	Middle Tennessee.....	3-0	Texas A&M.....	2-1
Colorado.....	1-1	Mississippi.....	8-4	Texas Arlington.....	1-0
Colorado State.....	1-1	Mississippi State.....	5-0	Towson State.....	1-0
Connecticut.....	2-4	Mississippi Valley State.....	1-0	Tulane.....	15-0
Coppin State.....	1-0	Missouri.....	2-2	Tulsa.....	11-1
Cornell.....	1-0	Morehead State.....	2-0	UAB.....	14-3
Dartmouth.....	1-0	Murray State.....	1-0	UCF.....	6-0
Dayton.....	1-0	Nevada.....	1-0	UCLA.....	2-1
DePaul.....	4-2	New Hampshire.....	5-0	UNC Asheville.....	1-0
Detroit.....	1-0	New Mexico.....	1-0	UNC Greensboro.....	1-0
Drexel.....	2-0	New Orleans.....	1-0	UNC Wilmington.....	1-0
Duke.....	0-2	North Carolina.....	4-1	USF.....	9-1
Duquesne.....	11-4	North Carolina State.....	1-0	Utah.....	1-1
East Carolina.....	7-0	North Texas.....	1-0	UTEP.....	6-0
East Tennessee State.....	3-0	Northeastern.....	2-1	Vanderbilt.....	8-3
Eastern Kentucky.....	1-0	Northwestern State.....	2-0	Vermont.....	2-0
Eastern Michigan.....	1-0	Notre Dame.....	1-1	Villanova.....	2-0
Fairfield.....	1-0	Oakland.....	1-0	Virginia.....	0-1
Florida.....	9-2	Ohio State.....	1-1	Virginia Tech.....	2-0
Florida State.....	1-1	Oklahoma.....	4-1	Wake Forest.....	2-1
Florida Tech.....	0-1	Oklahoma State.....	0-2	Washington.....	1-0
Fordham.....	5-0	Old Dominion.....	2-0	Western Kentucky.....	2-0
Furman.....	1-0	Oral Roberts.....	1-0	West Virginia.....	11-7
George Mason.....	1-0	Oregon State.....	1-0	Winthrop.....	2-0
Georgetown.....	2-1	Pennsylvania.....	3-0	Wisconsin-Milwaukee.....	1-0
George Washington.....	8-9	Penn State.....	4-4	Wofford.....	1-0
Georgia.....	5-2	Pepperdine.....	1-0	Xavier.....	2-2
Georgia Tech.....	1-1	Pittsburgh.....	2-1	Yale.....	1-0
Gonzaga.....	4-0	Portland.....	3-0		
Hartford.....	2-0	Princeton.....	2-0		
Harvard.....	1-0	Providence.....	1-1		
Holy Cross.....	4-1	Purdue.....	2-1		
Houston.....	17-3	Radford.....	1-0		
Howard.....	1-0	Rhode Island.....	16-2		
Illinois.....	1-1	Rice.....	4-0		
Indiana.....	3-1	Richmond.....	1-0		
Iowa.....	0-1	Rider.....	1-0		
Iowa State.....	2-0	Rutgers.....	11-4		
Jackson State.....	2-0	Saint Louis.....	4-3		
Kansas.....	2-3	Sam Houston State.....	1-0		
Kansas State.....	1-0	Samford.....	3-0		

SUPERLATIVES UNDER CALIPARI

TEAM

Most Points Scored

1. 108 Marist, 11/11/11
2. **104 LIU Brooklyn, 11/23/12**
104 Hartford, 12/29/09
4. 102 Sam HoustonSt., 11/19/09
102 Indiana, 3/23/12

Fewest Points Allowed

1. **38 Eastern Michigan, 1/2/13**
2. 40 Radford, 11/23/11
3. 44 at Georgia, 1/24/12
44 vs. Tennessee, 1/31/12
44 vs. LSU, 1/15/11
44 vs. Drexel, 12/21/09

Field goals made

1. 46 Marist, 11/11/11
2. **42 LIU Brooklyn, 11/23/12**
3. 41 Hartford, 12/29/09
4. **40 Lafayette, 11/16/12**
5. 38 vs Wake Forest, 3/20/10

Field goals attempted

1. 77 Arkansas, 1/23/10
2. 75 Marist, 11/11/11
3. 71 at Arkansas, 2/23/11
71 at Georgia, 1/08/11
5. 70 LSU, 1/15/11
70 at Florida, 1/12/10

Field-goal percentage (20 made)

1. **.697 LIU Brooklyn, 11/23/12 (42-62)**
2. **.645 Lafayette, 11/16/12 (40-62)**
3. **.614 South Carolina 2/5/13 (27-44)**
4. .613 Marist, 11/11/11 (46-75)
5. .603 vs Wake Forest, 3/20/10 (38-63)
.603 Hartford, 12/29/09 (41-68)

3-point field goals made

1. 15 vs. Georgia, 3/1/12
15 vs East Tennessee State, 3/18/10
3. 14 Hartford, 12/29/09
4. 13 East Tennessee State, 11/12/10
5. 12 Chattanooga, 12/17/11
12 vs North Carolina, 3/27/11
12 Winthrop University, 12/22/10
12 Vanderbilt, 1/30/10

3-point field goals attempted

1. 33 Chattanooga, 12/17/11
33 vs East Tennessee State, 3/18/10
33 Arkansas, 1/23/10
4. 32 vs West Virginia, 3/27/10
5. 28 Hartford, 12/29/09
28 Vanderbilt, 3/11/12

3-point FG percentage (10 made)

1. .625 Boston, 11/30/10 (10-16)
2. **.579 Lafayette 11/16/12 (11-19)**
3. .556 vs. Georgia, 3/1/12 (15-27)
.556 Ole Miss, 2/18/12 (10-18)
5. .550 South Carolina, 2/19/11 (11-20)

Free throws made

1. 35 vs. Indiana, 3/23/12
2. 32 Louisville, 12/31/11
3. 30 vs. Baylor, 3/25/12
4. **31 vs. Morehead State 11/21/12**
31 Indiana, 12/11/10

Free throws attempted

1. 44 Indiana, 12/11/10
44 vs. Baylor 3/25/12
3. 43 Louisville, 12/31/11
4. **41 vs. Morehead State 11/21/12**
5. 40 Alabama, 1/21/12

Free-throw percentage (10 made)

1. 1,000 Florida, 2/7/12 (11-11)
1,000 Austin Peay, 12/19/09 (18-18)
3. .946 Indiana 3/23/12 (30-44)
4. .895 Drexel, 12/21/09 (17-19)
5. .889 Tennessee, 1/31/12 (24-27)

Most rebounds

1. 59 Arkansas, 1/23/10
2. 57 Louisville, 12/31/12
3. 53 at LSU, 2/06/10
4. **52 vs. Eastern Michigan, 1/2/13**
52 at Mississippi State, 2/16/10

Most assists

1. 30 Hartford, 12/29/09
2. **28 LIU Brooklyn, 11/23/12**
28 vs UNC-Asheville, 11/30/09
4. 27 vs East Tennessee State, 3/18/10
5. 24 Marist, 11/11/11

Most steals

1. **15 vs. Lafayette, 11/16/12**
2. 13 vs. UConn, 12/09/09
3. **12 vs. Lipscomb 12/15/12**
12 vs. Portland, 11/26/11
12 vs. Cornell, 3/25/10
12 vs. Georgia, 1/09/10
12 vs UNC-Asheville, 11/30/09

Most blocked shots

1. 18 St. John's, 12/1/11
2. 14 at Georgia, 3/03/10
3. **13 at Ole Miss 1/29/13**
13 Arkansas, 1/17/12
13 vs. Kansas, 11/15/11
13 Marist, 11/11/11

Fewest turnovers

1. 3 at South Carolina, 2/4/12
2. 4 vs. Portland, 11/26/11
3. 6 at Vanderbilt, 2/11/12
6 at LSU, 1/28/12,
6 vs. Florida, 3/13/11
6 vs. Indiana, 12/11/10

SUPERLATIVES UNDER CALIPARI

INDIVIDUAL

Most points

1.	35	Terrence Jones vs. Auburn	1/11/11
2.	32	Doron Lamb vs. Winthrop	12/22/10
3.	30	Brandon Knight vs. W. Virginia	3/19/11
4.	29	Eric Bledsoe vs. E. Tenn. St.	03/18/10
	29	Terrence Jones vs. Oklahoma	11/22/10

Field goals made

1.	12	Terrence Jones vs. Oklahoma	11/22/10
2.	11	Doron Lamb vs. Winthrop	12/22/10
	11	Terrence Jones vs. Auburn	1/11/11
4.	10	15 tied	

Field goals attempted

1.	23	Brandon Knight at Arkansas	2/23/11
	23	Brandon Knight vs. UConn	4/02/11
3.	20	Brandon Knight vs. W. Virginia	3/19/11
4.	19	Terrence Jones vs. E. Tenn. St.	11/12/10
	19	Kyle Wiltjer at Ole Miss	1/29/13

Field-goal percentage (8 made)

1.	.917	Doron Lamb vs. Winthrop	2/22/10 (11-12)
2.	.909	Anthony Davis vs. Vanderbilt	2/25/12 (10-11)
3.	.900	Alex Poythress vs. Lafayette	11/16/12 (9-10)
	.900	DeMarcus Cousins vs. Wake Forest	3/20/10 (9-10)
	.900	Anthony Davis at South Carolina	2/4/12 (9-10)
	.900	Patrick Patterson vs. East Tennessee State	3/18/10 (9-10)

3-point field goals made

1.	8	Eric Bledsoe vs. East Tenn. St.	3/18/10
2.	7	Doron Lamb vs. Winthrop	12/22/10
	7	Kyle Wiltjer vs. Lafayette	11/16/12
	7	Kyle Wiltjer vs. Lipscomb	12/15/12
5.	6	Darius Miller vs. South Carolina	2/19/11
	6	Darnell Dodson vs. Hartford	12/29/09

3-point field goals attempted

1.	12	Kyle Wiltjer at Ole Miss	1/29/13
2.	11	Kyle Wiltjer vs. Lafayette	11/16/12
	11	Brandon Knight vs. North Carolina	3/27/11
	11	Brandon Knight vs. UConn	4/02/11
5.	10	Darnell Dodson vs. Hartford	12/29/09

3-point FG percentage (6 made)

1.	.889	Eric Bledsoe vs. East Tennessee State	3/18/10 (8-9)
2.	.875	Doron Lamb vs. Winthrop	12/22/10 (7-8)
3.	.778	Kyle Wiltjer vs. Lipscomb	12/15/12 (7-9)
4.	.750	Darius Miller vs. South Carolina	2/19/11 (6-8)
5.	.636	Kyle Wiltjer vs. Lafayette	11/16/12 (7-11)

Free throws made

1.	12	Archie Goodwin at Ole Miss	1/29/13
	12	Archie Goodwin vs. Morehead State	11/21/12
	12	Anthony Davis vs. Louisville	12/31/11
4.	11	Terrence Jones vs. St. Johns	12/1/11
	11	Terrence Jones vs. LSU	1/15/11

Free throws attempted

1.	17	Archie Goodwin vs. Morehead State	11/21/12
	17	DeMarcus Cousins vs. Tennessee	3/13/10
3.	16	Deandre Liggins vs. Indiana	12/11/10
	16	Terrence Jones vs. St. Johns	12/1/11
5.	15	Terrence Jones at Tennessee	3/06/11

Free-throw percentage (6 made)

1.	1.000	21 tied	
		Most Recent: Kyle Wiltjer at Tennessee	2/16/13 (6-6)
		Most FT Made: Michael Kidd-Gilchrist vs. Indiana	3/23/12 (10-10)

Most rebounds

1.	19	Michael Kidd-Gilchrist vs. Louisville	12/31/11
2.	18	DeMarcus Cousins vs. Louisville	1/02/10
	18	DeMarcus Cousins vs. Sam Houston	11/19/09
	18	Anthony Davis vs. Chattanooga	12/17/11
	18	Patrick Patterson vs. Rider	11/21/09

Most assists

1.	16	John Wall vs. Hartford	12/29/09
2.	14	John Wall vs. UNC Asheville	11/30/09
3.	11	John Wall vs. East Tennessee State	3/18/10
	11	John Wall vs. Rider	11/21/09
5.	10	Julius Mays vs. Lafayette	11/16/12
	10	Marquis Teague vs. Florida	2/7/12

Most steals

1.	6	Nerlens Noel vs. Baylor	12/1/12
	6	John Wall vs. UNC Asheville	11/30/09
	6	John Wall vs. UConn	12/09/09
4.	5	Darius Miller at Portland	11/19/10
	5	Deandre Liggins vs. Tennessee	2/08/11
	5	John Wall vs. Mississippi State	3/14/10

Most blocked shots

1.	12	Nerlens Noel at Ole Miss	1/29/13
2.	8	Nerlens Noel at Alabama	1/22/13
	8	Anthony Davis vs. St. Johns	12/1/11
	8	Anthony Davis at South Carolina	2/4/12
5.	Ten tied at 7		
		Most recent: Willie Cauley-Stein vs. Missouri	2/20/13

KENTUCKY BASKETBALL PLAYER BIOS



**Twany
Beckham**

11

6-4 1/2 • 202 • Sr.
Louisville, Ky.
(Mississippi St.)
@TB_UK11

Season Update: Out indefinitely after back surgery in late January ... Played nine minutes against Eastern Michigan, a personal best in a UK uniform ... Logged a minute of action against Marshall recording an assist and a blocked shot ... Saw first action of the season against Lafayette logging four minutes and scoring his first career points at UK on a lay-up ... Saw 11 minutes of action in annual Blue-White Scrimmage grabbing a rebound and tallying two steals.

Career Highlights: Saw action in 16 games last season, pulling down eight rebounds ... Appeared in UK's win over WKU in the NCAA Tournament ... Saw action in the SEC Championship against Vanderbilt ... Played in 14 games for Mississippi State in 2010-11 before transferring to Kentucky at the conclusion of the fall semester ... Started five of the 14 games he played ... Had a career-high nine points against Detroit ... Career-best seven assists versus Appalachian State ... Redshirted the 2009-10 season after having surgery on both hips to remove bone spurs ... Appeared in 33 games as a freshman at Mississippi State ... Logged a total of 33 minutes in the SEC Tournament and averaged 1.5 points, 2.0 rebounds and dished out three assists.



2012-13 Beckham Game-by-Game

Opponent	Min	FG-A	Pct	3PT-A	Pct	FT-A	Pct	O-D-T	PF	A	TO	BS	ST	Pts
vs. Maryland [Brklyn]						DNP								
vs. Duke [Atlanta]						DNP								
LAFAYETTE	4	1-1	1.000	0-0	.000	0-1	.000	0-0-0	0	1	0	0	1	2
MOREHEAD STATE						DNP								
LIU BROOKLYN						DNP								
at Notre Dame						DNP								
BAYLOR						DNP								
SAMFORD						DNP								
PORTLAND	1	0-0	.000	0-0	.000	0-0	.000	0-0-0	0	0	0	0	0	0
LIPSCOMB	2	0-0	.000	0-0	.000	0-0	.000	0-1-1	1	0	0	0	0	0
MARSHALL	1	0-0	.000	0-0	.000	0-0	.000	0-0-0	0	1	0	1	0	0
at Louisville						DNP								
EASTERN MICHIGAN	9	0-2	.000	0-0	.000	0-0	.000	0-1-1	0	0	1	0	0	0
at Vanderbilt						DNP								
TEXAS A&M						DNP								
TENNESSEE						DNP								
at Auburn						DNP								
at Alabama						DNP								
LSU						DNP								
at Ole Miss						DNP								
at Texas A&M						DNP								
SOUTH CAROLINA						DNP								
AUBURN						DNP								
at Florida						DNP								
at Tennessee						DNP								
VANDERBILT						DNP								
MISSOURI						DNP								
MISSISSIPPI STATE	**0	0-0	.000	0-0	.000	0-0	.000	0-0-0	0	0	0	0	0	0
at Arkansas						DNP								
at Georgia						DNP								
FLORIDA						DNP								
VANDERBILT (SEC)						DNP								
at Robert Morris (NIT)						DNP								

**checked in and out of the game before time went off clock

Beckham's Career Stats

Year	GP-S	Min.-Avg.	FG-A	Pct.	3FG-A	Pct.	FT-A	Pct.	Reb.-Avg.	PF-D	A	TO	Blk	Stl	Pts.-Avg.
2008-09 (MSU)	33-0	277-8.4	19-52	.365	0-6	.000	16-32	.500	48-1.5	23-0	39	37	1	13	54-1.6
2010-11 (MSU)	14-5	220-15.7	18-52	.346	1-7	.143	3-6	.500	31-2.2	21-0	29	23	1	16	40-2.9
2011-12	16-0	44-2.8	0-1	.000	0-0	.000	0-0	.000	8-0.6	0-0	2	1	0	1	0-0.0
2012-13	6-0	17-3.4	1-3	.333	0-0	.000	0-1	.000	2-0.4	1-0	2	1	1	1	2-0.4
TOTAL	79-5	558-7.1	38-108	.352	1-13	.077	19-39	.462	89-1.1	45-0	72	62	3	31	96-1.2

Beckham's Postseason Career Stats

Year	GP-S	Min.-Avg.	FG-A	Pct.	3FG-A	Pct.	FT-A	Pct.	Reb.-Avg.	PF-D	A	TO	Blk	Stl	Pts.-Avg.
SEC Tour.	5-0	33-6.6	2-8	.250	0-1	.000	2-4	.500	8-1.6	2-0	3	3	0	1	6-1.2
NCAA Tour.	2-0	0-0.0	0-0	.000	0-0	.000	0-0	.000	0-0.0	0-0	0	0	0	0	0-0.0
NIT	0-0	0-0.0	0-0	.000	0-0	.000	0-0	.000	0-0.0	0-0	0	0	0	0	0-0.0
TOTAL	7-0	33-4.7	2-8	.250	0-1	.000	2-4	.500	8-1.1	2-0	3	3	0	1	6-0.9

SEASON/CAREER HIGHS

Points

Season	2, vs. Lafayette (11/16/12)
Career	9, vs. Detroit (11/22/10)

Rebounds

Season	1, vs. Eastern Michigan (1/2/13)
Career	5, three times

Field Goals

Season	1, vs. Lafayette (11/16/12)
Career	4, vs. Detroit (11/22/10)

Field Goal Attempts

Season	2, vs. Eastern Michigan (1/2/13)
Career	8, vs. Detroit (11/22/10)

Three-Point Field Goals

Season	0
Career	1, vs. Washington St. (12/22/10)

Three-Point Attempts

Season	0
Career	2, vs. Washington St. (12/22/10)

Free Throws

Season	0
Career	4, twice

Free Throw Attempts

Season	0
Career	6, at St. Bonaventure (11/25/08)

Assists

Season	1, twice
Career	7, vs. Appalachian St. (11/19/10)

Steals

Season	1, vs. Lafayette (11/16/12)
Career	3, twice

Blocked Shots

Season	1, vs. Marshall (12/22/12)
Career	1, twice


Minutes Played

Season	9, vs. Eastern Michigan (1/2/13)
Career	26, vs. Appalachian St. (11/19/10)

MISCELLANEOUS

	2012-13	CAR
Dunks	0	n/a
Double-Figure Scoring Games	0	0
Double-Figure Rebounding Games	0	0
Games With Double-Double	0	0
Games Led UK in Scoring	0	0
Games Led UK in Rebounding	0	0
Games Led UK in Assists	0	0
Games With 3+ Assists	0	10
Games With 3+ Blocks	0	0
Games With 3+ Steals	0	2
Games With 3+ Three-Pointers	0	0

KENTUCKY BASKETBALL PLAYER BIOS



**Willie
Cauley-
Stein**

15

7-0 • 244 • Fr.
Olathe, Kan.
(Northwest)
@WCS15timefor9

Season Update: SEC Freshman of the Week (1/7, 2/25) ... Freshman All-SEC ... Recorded seven points and nine rebounds vs. Vanderbilt in SEC Tournament ... Posted six points, eight rebounds and four blocks in win over Florida ... Tallied fourth double-double and second straight with 10 points and 11 rebounds against Georgia ... Registered third double-double of the season with 13 points, 10 rebounds to go with four blocks at Arkansas ... Tallied 12 points, six rebounds and three blocks in win over Mississippi State ... Posted career-high seven blocks and tied career high with 12 boards in win over Missouri ... Posted a career-high 20 points in win over Vanderbilt while grabbing seven rebounds and blocking three shots ... Scored 10 points, while grabbing six rebounds at Florida ... Perfect 5-for-5 from the field in win over Auburn, finishing with 12 points ... Scored 13 points on 5-7 shooting from the field, while grabbing six rebounds and blocking two shots in win over South Carolina ... Grabbed eight rebounds, while tying career highs in blocks (4) and assists (4) in SEC debut at Vanderbilt ... Recorded second double-double of the season against Eastern Michigan with 11 points and 11 rebounds to go with two blocks and two steals in 22 minutes ... Tallied game-highs in rebounds (8) and blocks (3) in first-career start against Louisville ... Scored eight points while grabbing seven rebounds and blocking three shots against Marshall ... Recorded career-best four assists and tied personal best three steals against Lipscomb ... Pulled down seven rebounds and blocked three shots in win over Portland ... Posted UK's first double-double of the season with 12 points and 12 rebounds to go with four blocks against Samford ... Recorded six points, seven rebounds and two blocks against Baylor ... Totalled 12 points, eight rebounds and four blocks in win over LIU Brooklyn ... Scored a personal-best 14 points against Lafayette ... Tallied eight points, six rebounds and four blocks in his collegiate debut against Maryland ... Posted eight points, nine rebounds, three steals and two blocks in 27 minutes off the bench against Northwood ... Scored 12 points and registered three steals in exhibition against Transylvania ... Averaged 10.0 points, 6.5 rebounds and three assists, while shooting .875 (7-of-8) from the field in exhibition play.

2012-13 Cauley-Stein Game-by-Game

Opponent	Min	FG-A	Pct	3PT-A	Pct	FT-A	Pct	O-D-T	PF	A	TO	BS	ST	Pts
vs. Maryland [Brklyn]	28	3-6	.500	0-0	.000	2-4	.500	2-4-6	2	2	2	4	0	8
vs. Duke [Atlanta]	6	2-3	.667	0-0	.000	0-1	.000	0-0-0	3	0	1	0	0	4
LAFAYETTE	24	6-9	.667	0-0	.000	2-2	1.000	2-2-4	0	0	1	0	2	14
MOREHEAD STATE	21	1-3	.333	0-0	.000	0-0	.000	0-4-4	1	1	2	1	0	2
LIU BROOKLYN	25	5-7	.714	0-0	.000	2-5	.400	3-5-8	2	1	0	4	0	12
at Notre Dame	18	3-4	.750	0-0	.000	0-0	.000	1-0-1	0	1	1	0	0	6
BAYLOR	13	3-7	.429	0-0	.000	0-2	.000	3-4-7	4	0	2	2	0	6
SAMFORD	22	5-10	.500	0-0	.000	2-5	.400	6-6-12	0	1	0	4	3	12
PORTLAND	19	2-4	.500	0-0	.000	0-2	.000	3-4-7	4	0	2	3	2	4
LIPSCOMB	20	3-4	.750	0-0	.000	2-3	.667	0-2-2	1	4	2	1	3	8
MARSHALL	25	4-6	.667	0-0	.000	0-0	.000	4-3-7	3	1	0	3	1	8
at Louisville	Start23	3-4	.750	0-0	.000	0-4	.000	4-4-8	4	2	0	3	0	6
EASTERN MICHIGAN	Start22	5-6	.833	0-0	.000	1-2	.500	1-10-11	0	1	2	2	2	11
at Vanderbilt	Start30	3-5	.600	0-0	.000	1-3	.333	2-6-8	1	4	0	4	2	7
TEXAS A&M	Start24	3-4	.750	0-0	.000	0-0	.000	2-1-3	5	0	0	0	0	6
TENNESSEE	Start15	3-5	.600	0-0	.000	1-3	.333	3-2-5	3	0	2	0	0	7
at Auburn						DNP								
at Alabama						DNP								
LSU						DNP								
at Ole Miss						DNP								
at Texas A&M	4	0-0	.000	0-0	.000	0-2	.000	0-1-1	1	0	1	0	0	0
SOUTH CAROLINA	22	5-7	.714	0-0	.000	3-5	.600	1-5-6	2	0	0	2	0	13
AUBURN	19	5-5	1.000	0-0	.000	2-5	.400	2-2-4	3	1	0	0	0	12
at Florida	20	5-9	.556	0-0	.000	0-0	.000	3-3-6	3	1	2	0	0	10
at Tennessee	Start23	1-4	.250	0-0	.000	0-0	.000	2-0-2	5	1	4	2	1	2
VANDERBILT	Start32	8-10	.800	0-0	.000	4-7	.571	3-4-7	3	0	3	3	1	20
MISSOURI	Start35	3-7	.429	0-0	.000	1-7	.143	4-8-12	2	1	2	7	1	7
MISSISSIPPI STATE	Start32	6-7	.857	0-0	.000	0-0	.000	0-6-6	3	1	2	3	1	12
at Arkansas	Start37	5-7	.714	0-0	.000	3-8	.375	3-7-10	3	0	5	4	2	13
at Georgia	Start33	5-9	.556	0-0	.000	0-3	.000	4-7-11	2	2	4	2	1	10
FLORIDA	Start25	2-5	.400	0-0	.000	2-4	.500	3-5-8	4	1	3	4	1	6
VANDERBILT (SEC)	Start30	2-6	.333	0-0	.000	3-5	.600	5-4-9	4	1	1	1	1	7
at Robert Morris (NIT)														



Cauley-Stein's Career Stats

Year	GP-S	Min.-Avg.	FG-A	Pct.	3FG-A	Pct.	FT-A	Pct.	Reb.-Avg.	PF-D	A	TO	Blk	Stl	Pts.-Avg
2012-13	28-13	647-23.1	101-163	.620	0-0	.000	31-82	.378	175-6.3	68-2	27	44	59	24	233-8.3
TOTAL	28-13	647-23.1	101-163	.620	0-0	.000	31-82	.378	175-6.3	68-2	27	44	59	24	233-8.3

Cauley-Stein's Postseason Career Stats

Year	GP-S	Min.-Avg.	FG-A	Pct.	3FG-A	Pct.	FT-A	Pct.	Reb.-Avg.	PF-D	A	TO	Blk	Stl	Pts.-Avg
SEC Tour.	1-1	30-30.0	2-6	.333	0-0	.000	3-5	.600	9-9.0	4-0	1	1	1	1	7-7.0
NIT	0-0	0-0.0	0-0	.000	0-0	.000	0-0	.000	0-0.0	0-0	0	0	0	0	0-0.0
TOTAL	1-1	30-30.0	2-6	.333	0-0	.000	3-5	.600	9-9.0	4-0	1	1	1	1	7-7.0

SEASON/CAREER HIGHS

Points

Season	20, vs. Vanderbilt (2/20/13)
Career	20, vs. Vanderbilt (2/20/13)

Rebounds

Season	12, twice
Career	12, twice

Field Goals

Season	8, vs. Vanderbilt (2/20/13)
Career	8, vs. Vanderbilt (2/20/13)

Field Goal Attempts

Season	10, twice
Career	10, twice

Three-Point Field Goals

Season	0
Career	0

Three-Point Attempts

Season	0
Career	0

Free Throws

Season	4, vs. Vanderbilt (2/20/13)
Career	4, vs. Vanderbilt (2/20/13)

Free Throw Attempts

Season	8, at Arkansas (3/2/13)
Career	8, at Arkansas (3/2/13)

Assists

Season	4, twice
Career	4, twice

Steals

Season	3, twice
Career	3, twice

Blocked Shots

Season	7, vs. Missouri (2/23/13)
Career	7, vs. Missouri (2/23/13)


Minutes Played

Season	37, at Arkansas (3/2/13)
Career	37, at Arkansas (3/2/13)

MISCELLANEOUS

	2012-13	CAR
Dunks	50	50
Double-Figure Scoring Games	11	11
Double-Figure Rebounding Games	5	5
Games With Double-Double	4	4
Games Led UK in Scoring	1	1
Games Led UK in Rebounding	9	9
Games Led UK in Blocks	12	12
Games With 3+ Assists	2	2
Games With 3+ Blocks	10	10
Games With 3+ Steals	3	3
Games With 3+ Three-Pointers	0	0

KENTUCKY BASKETBALL PLAYER BIOS



**Archie
Goodwin**

10

6-4 1/2 • 198 • Fr.
Little Rock, Ark.
(Sylvan Hills)
@A1LaFlare10

Season Update: SEC Freshman of the Week (11/26) ... Freshman All-SEC ... Collected team-high 12 points and grabbed five rebounds in SEC Tournament vs. Vanderbilt ... Finished with team-high 16 points, and a career-high four steals in win over Florida ... Posted a team-high 20 points including a career-high three 3-pointers at Georgia ... Scored 14 points to go with five rebounds at Arkansas ... Totaled 18 points, including a pair of 3-pointers in win over Missouri ... Scored 16 points while grabbing six rebounds and handing out three assists in win over Vanderbilt ... Scored an SEC career-high 24 points in win at Ole Miss, including a career-best 12-of-14 from the free throw line ... Scored 15 points while grabbing five rebounds in win over LSU ... Totaled 12 points and seven rebounds and tied career-high with three steals at Auburn ... Scored a team-high 17 points against Texas A&M ... Led all scorers with 22 points at Louisville ... Totaled 18 points, six rebounds, two assists and two steals in win over Marshall ... Scored game-high 15 points while adding eight rebounds, four assists and two steals vs. Portland ... Posted game-high 17 points against Samford while grabbing three rebounds, dishing out four assists and recording three steals ... Scored a game-high 17 points while grabbing six rebounds, dishing out five assists and posting two steals against Baylor ... Grabbed seven rebounds and handed out five assists against Notre Dame ... Became third UK freshman under Calipari to begin his career with five-straight double-figure games ... Narrowly missed the second triple-double in UK history against LIU Brooklyn with 22 points, nine rebounds and nine assists ... Had a career game against Morehead St., with career highs in points (28), blocks (3) free throws (12) and free throws attempted (17) ... Tied career highs in rebounds (6) and assists (4) against Morehead ... Scored 13 points while dishing out three assists against Lafayette ... Tallied 16 points, while pulling down a personal-best six rebounds and dishing a career-best four assists against Duke ... Scored 16 points in his collegiate debut against Maryland ... Hit 9-of-11 from the free throw line against the Terrapins ... Connected on the only 3-pointer he attempted.

SEASON/CAREER HIGHS

Points	
Season	28, vs. Morehead St. (11/21/12)
Career	28, vs. Morehead St. (11/21/12)
Rebounds	
Season	9, vs. LIU Brooklyn (11/23/12)
Career	9, vs. LIU Brooklyn (11/23/12)
Field Goals	
Season	8, twice
Career	8, twice
Field Goal Attempts	
Season	16, vs. Texas A&M (11/21/13)
Career	16, vs. Texas A&M (11/21/13)
Three-Point Field Goals	
Season	3, twice
Career	3, twice
Three-Point Attempts	
Season	6, at Georgia (3/7/13)
Career	6, at Georgia (3/7/13)
Free Throws	
Season	12, twice
Career	12, twice
Free Throw Attempts	
Season	17, vs. Morehead St. (11/21/12)
Career	17, vs. Morehead St. (11/21/12)
Assists	
Season	9, vs. LIU Brooklyn (11/23/12)
Career	9, vs. LIU Brooklyn (11/23/12)
Steals	
Season	4, vs. Florida (3/9/13)
Career	4, vs. Florida (3/9/13)
Blocked Shots	
Season	3, vs. Morehead St. (11/21/12)
Career	3, vs. Morehead St. (11/21/12)
Minutes Played	
Season	37, six times
Career	37, six times

2012-13 Goodwin Game-by-Game

Opponent	Min	FG-A	Pct	3PT-A	Pct	FT-A	Pct	O-D-T	PF	A	TO	BS	ST	Pts
vs. Maryland [Bklyn]	Start37	3-8	.375	1-1	1.000	9-11	.818	0-2-2	1	2	3	0	0	16
vs. Duke [Atlanta]	Start37	5-12	.417	1-2	.500	5-8	.625	1-5-6	4	4	4	1	0	16
LAFAYETTE	Start25	5-8	.625	2-3	.667	1-3	.333	1-2-3	2	3	3	1	1	13
MOREHEAD STATE	Start36	8-13	.615	0-0	.000	12-17	.706	1-5-6	1	4	4	3	0	28
LIU BROOKLYN	Start36	8-14	.571	1-1	1.000	5-7	.714	1-8-9	2	9	3	1	2	22
at Notre Dame	Start32	1-7	.143	0-0	.000	1-2	.500	0-7-7	2	5	2	1	1	3
BAYLOR	Start37	5-11	.455	0-1	.000	7-12	.583	3-3-6	5	5	5	0	2	17
SAMFORD	Start25	6-11	.545	2-4	.500	4-4	1.000	0-3-3	2	4	1	0	3	18
PORTLAND	Start33	6-12	.500	0-1	.000	3-5	.600	3-5-8	3	4	4	0	2	15
LIPSCOMB	Start22	5-9	.556	0-2	.000	0-3	.000	1-3-4	3	4	3	2	0	10
MARSHALL	Start30	4-17	.235	0-3	.000	10-11	.909	3-3-6	3	2	4	0	2	18
at Louisville	Start36	8-15	.533	3-5	.600	3-4	.750	0-5-5	3	2	5	0	1	22
EASTERN MICHIGAN	Start25	3-6	.500	0-2	.000	2-2	1.000	2-0-2	4	2	0	0	0	8
at Vanderbilt	Start37	5-14	.357	0-4	.000	2-4	.500	2-3-5	1	3	5	0	2	12
TEXAS A&M	Start34	6-16	.375	1-4	.250	4-7	.571	2-0-2	3	1	4	0	0	17
TENNESSEE	Start30	2-10	.200	0-1	.000	4-6	.667	1-1-2	5	3	2	0	1	8
at Auburn	Start35	5-7	.714	0-2	.000	2-4	.500	2-5-7	4	1	2	0	3	12
at Alabama	Start35	2-12	.167	0-1	.000	3-6	.500	1-6-7	2	2	3	2	1	7
LSU	Start37	5-12	.417	0-1	.000	5-9	.556	3-2-5	3	2	4	0	1	15
at Ole Miss	Start35	6-11	.545	0-2	.000	12-14	.857	3-3-6	2	4	3	0	0	24
at Texas A&M	Start26	4-10	.400	0-1	.000	1-2	.500	0-2-2	4	2	1	0	0	9
SOUTH CAROLINA	Start33	3-8	.375	0-1	.000	7-12	.583	1-4-5	3	3	3	1	1	13
AUBURN	Start17	1-6	.167	0-1	.000	1-4	.250	1-1-2	4	1	2	1	0	3
at Florida	Start30	4-9	.444	0-1	.000	0-0	.000	1-0-1	4	3	4	0	3	8
at Tennessee	Start34	2-9	.222	0-1	.000	3-5	.600	1-1-2	3	4	4	0	1	7
VANDERBILT	Start33	7-14	.500	0-1	.000	2-4	.500	3-3-6	1	3	2	0	0	16
MISSOURI	Start35	7-12	.583	2-3	.667	2-4	.500	0-3-3	3	1	7	1	1	18
MISSISSIPPI STATE	Start23	4-10	.400	1-3	.333	2-2	1.000	2-1-3	3	1	3	1	0	11
at Arkansas	Start37	5-8	.625	0-2	.000	4-9	.444	1-4-5	4	2	3	0	1	14
at Georgia	Start31	7-15	.467	3-6	.500	3-6	.500	4-2-6	5	0	2	0	2	20
FLORIDA	Start35	5-13	.385	0-3	.000	6-12	.500	1-3-4	3	1	2	0	4	16
VANDERBILT (SEC)	Start26	5-10	.500	0-1	.000	2-5	.400	0-5-5	2	0	1	0	0	12
at Robert Morris (NIT)														



Goodwin's Career Stats

Year	GP-S	Min.-Avg.	FG-A	Pct.	3FG-A	Pct.	FT-A	Pct.	Reb.-Avg.	PF-D	A	TO	Blk	Stl	Pts.-Avg
2012-13	32-32	1014-31.7	152-349	.436	17-64	.266	127-204	.623	145-4.5	94-3	87	98	15	35	448-14.0
TOTAL	32-32	1014-31.7	152-349	.436	17-64	.266	127-204	.623	145-4.5	94-3	87	98	15	35	448-14.0

Goodwin's Postseason Career Stats

Year	GP-S	Min.-Avg.	FG-A	Pct.	3FG-A	Pct.	FT-A	Pct.	Reb.-Avg.	PF-D	A	TO	Blk	Stl	Pts.-Avg
SEC Tour.	1-1	6-6.0	5-10	.500	0-1	.000	2-5	.400	5-5.0	2-0	0	1	0	0	12-12.0
NIT	0-0	0-0.0	0-0	.000	0-0	.000	0-0	.000	0-0.0	0-0	0	0	0	0	0-0.0
TOTAL	0-0	0-0.0	0-0	.000	0-0	.000	0-0	.000	0-0.0	0-0	0	0	0	0	0-0.0

KENTUCKY BASKETBALL PLAYER BIOS



Ryan Harrow

12

6-2 • 170 • So.
Marietta, Ga.
(N.C. State)
@RealRyanHarrow

Season Update: Scored in double-figures in 18 of his last 23 games ... Scored 13 points in win over Florida ... Led all scorers with 19 points in win over Mississippi State while grabbing seven rebounds and handing out a game-high four assists ... Grabbed a career-high eight rebounds in win against Missouri while also totaling 16 points and six assists ... Scored 12 points, grabbed five rebounds and four assists to no turnovers in win over Vanderbilt ... Totaled 12 points, including 5-of-6 from the free throw line in win over Auburn ... Also recorded career-high two blocks against the Tigers ... Was a perfect 6-6 from the field with 12 points, four assists and two rebounds in win over South Carolina ... Logged a career-high 41 minutes in win at Texas A&M ... Scored 13 points, tying season-highs in free throws and free throws attempted (6-9) in win at Ole Miss ... Posted 12 points, eight assists and five rebounds in win at Auburn ... Scored 14 points, while tying a career-high with 39 minutes of action against Texas A&M ... Scored team-high 16 points in SEC debut victory over Vanderbilt ... Grabbed four rebounds and dished out four assists in same game ... Totaled 15 points on a career-best 4-of-5 shooting from 3-point range against Eastern Michigan ... Also recorded career-high four steals against Eagles, while dishing out season-high eight assists ... Tallied 17 points while pulling down a career-high five rebounds in game against Louisville ... Scored a career-high 23 points in win over Marshall on 10-of-17 shooting ... Finished with 12 points in 31 minutes against Lipscomb ... Finished Portland game with eight points, four rebounds and six assists ... In 21 minutes against Samford, dished out four assists ... In 18 minutes vs. Baylor, scored two points, while grabbing three rebounds and handing out two assists ... Tallied two points, a rebound and a steal in nine minutes against Notre Dame, his first action since the season opener ... Limited to just 10 minutes in the season-opener against Maryland due to flu-like symptoms ... Dished out two assists and blocked a shot against the Terrapins.

SEASON/CAREER HIGHS

Points

Season 23, vs. Marshall (12/22/12)
Career 23, vs. Marshall (12/22/12)

Rebounds

Season 8, vs. Missouri (2/23/13)
Career 8, vs. Missouri (2/23/13)

Field Goals

Season 10, vs. Marshall (12/22/12)
Career 10, twice

Field Goal Attempts

Season 17, vs. Marshall (12/22/12)
Career 17, vs. Marshall (12/22/12)

Three-Point Field Goals

Season 4, vs. Eastern Michigan (1/2/13)
Career 4, vs. Eastern Michigan (1/2/13)

Three-Point Attempts

Season 6, vs. Mississippi St. (2/27/13)
Career 6, vs. Mississippi St. (2/27/13)

Free Throws

Season 6, twice
Career 9, vs. Youngstown St. (12/16/10)

Free Throw Attempts

Season 9, twice
Career 10, vs. Youngstown St. (12/16/10)

Assists

Season 8, twice
Career 10, vs. E. Carolina (11/18/10)

Steals

Season 4, vs. Eastern Michigan (1/2/13)
Career 4, vs. Eastern Michigan (1/2/13)

Blocked Shots

Season 2, vs. Auburn (2/9/13)
Career 2, vs. Auburn (2/9/13)

Minutes Played

Season 42, vs. Missouri (2/23/13)
Career 42, vs. Missouri (2/23/13)

2012-13 Harrow Game-by-Game

Opponent	Min	FG-A	Pct	3PT-A	Pct	FT-A	Pct	O-D-T	PF	A	TO	BS	ST	Pts
vs. Maryland [Brklyn]	Start10	0-4	.000	0-2	.000	0-0	.000	0-0-0	2	2	1	1	0	0
vs. Duke [Atlanta]						DNP								
LAFAYETTE						DNP								
MOREHEAD STATE						DNP								
LIU BROOKLYN						DNP								
at Notre Dame	9	1-4	.250	0-1	.000	0-0	.000	0-1-1	0	0	1	0	1	2
BAYLOR	18	1-9	.111	0-2	.000	0-0	.000	0-3-3	0	2	0	0	1	2
SAMFORD	21	1-2	.500	0-1	.000	0-2	.000	0-0-0	2	4	0	0	0	2
PORTLAND	25	3-8	.375	1-2	.500	1-3	.333	0-4-4	3	6	1	0	1	8
LIPSCOMB	Start31	6-13	.462	0-3	.000	0-0	.000	1-0-1	2	2	0	0	2	12
MARSHALL	Start33	10-17	.588	1-4	.250	2-3	.667	0-4-4	1	4	2	0	3	23
at Louisville	Start39	6-15	.400	1-1	1.000	4-6	.667	3-2-5	4	3	0	0	2	17
EASTERN MICHIGAN	Start28	5-8	.625	4-5	.800	1-2	.500	1-1-2	0	8	4	0	4	15
at Vanderbilt	Start36	6-13	.462	2-5	.400	2-2	1.000	0-4-4	0	4	2	0	1	16
TEXAS A&M	Start39	5-13	.385	2-6	.333	2-2	1.000	1-2-3	4	2	5	0	0	14
TENNESSEE	Start33	3-9	.333	0-3	.000	6-9	.667	0-3-3	4	4	0	0	1	12
at Auburn	Start34	6-12	.500	0-3	.000	0-1	.000	2-3-5	2	8	5	0	1	12
at Alabama	Start29	3-12	.250	0-1	.000	0-0	.000	0-1-1	4	2	1	0	0	6
LSU	Start24	5-11	.455	0-3	.000	1-2	.500	0-1-1	0	1	2	0	0	11
at Ole Miss	Start28	3-7	.429	1-1	1.000	6-9	.667	1-2-3	3	2	2	1	0	13
at Texas A&M	Start41	3-9	.333	2-5	.400	0-0	.000	0-1-1	2	3	5	0	1	8
SOUTH CAROLINA	Start25	6-6	1.000	0-0	.000	0-0	.000	0-2-2	4	4	1	0	1	12
AUBURN	Start26	3-6	.500	1-3	.333	5-6	.833	0-1-1	3	1	0	2	0	12
at Florida	Start19	0-3	.000	0-1	.000	0-0	.000	0-1-1	1	1	2	0	0	0
at Tennessee	18	0-2	.000	0-0	.000	0-0	.000	0-0-0	5	0	1	0	0	0
VANDERBILT	Start32	6-9	.667	0-1	.000	0-1	.000	2-3-5	5	4	0	0	1	12
MISSOURI	Start42	6-14	.429	0-2	.000	4-4	1.000	2-6-8	3	6	3	0	1	16
MISSISSIPPI STATE	Start30	6-9	.667	3-6	.500	4-5	.800	1-6-7	0	4	0	0	0	19
at Arkansas	Start22	3-9	.333	0-2	.000	4-4	1.000	1-2-3	3	2	2	0	0	10
at Georgia	Start25	4-12	.333	1-4	.250	2-2	1.000	2-2-4	5	0	1	0	0	11
FLORIDA	Start35	5-13	.385	0-3	.000	6-12	.500	1-3-4	3	1	2	0	4	16
VANDERBILT (SEC)	Start30	2-15	.133	0-1	.000	0-0	.000	2-3-5	2	1	4	0	0	4
at Robert Morris (NIT)														



Harrow's Career Stats

Year	GP-S	Min.-Avg.	FG-A	Pct.	3FG-A	Pct.	FT-A	Pct.	Reb.-Avg.	PF-D	A	TO	Blk	Stl	Pts.-Avg.
2010-11 (NCST)	29-10	666-23.0	96-246	.390	12-54	.222	67-77	.870	54-1.9	40-0	96	51	4	22	271-9.3
2011-12						DNP (Sat out season due to NCAA transfer rule)									
2012-13	28-23	778-27.8	108-263	.411	20-69	.290	46-65	.708	81-2.9	67-3	82	46	4	21	282-10.1
TOTAL	57-33	1,444-25.3	204-509	.401	32-123	.260	113-142	.796	135-2.4	107-3	178	97	8	43	553-9.7

Harrow's Postseason Career Stats

Year	GP-S	Min.-Avg.	FG-A	Pct.	3FG-A	Pct.	FT-A	Pct.	Reb.-Avg.	PF-D	A	TO	Blk	Stl	Pts.-Avg.
ACC/SEC Tour.	2-2	52-26.0	7-26	.269	1-2	.500	1-2	.500	4-2.0	4-0	2	7	0	1	16-8.0
NIT	0-0	0-0.0	0-0	.000	0-0	.000	0-0	.000	0-0.0	0-0	0	0	0	0	0-0.0
TOTAL	2-2	52-26.0	7-26	.269	1-2	.500	1-2	.500	4-2.0	4-0	2	7	0	1	16-8.0

KENTUCKY BASKETBALL PLAYER BIOS



**Jon
Hood**

4

6-7 • 212 • Jr.
Madisonville, Ky.
(North Hopkins)
@hoodyhood4

Season Update: Drained a 3-pointer on his first shot attempt while also notching a steal in 15 minutes of action in the SEC Tournament ... Logged his first blocked shot of the season in five minutes of action in win over Florida ... Recorded four points and three rebounds in seven minutes at Georgia ... Tied career-high with four rebounds at Arkansas ... Posted five points, three rebounds, an assist and a steal in 16 minutes against Mississippi State ... Totaled four points and three rebounds in game at Tennessee ... Hit his only shot attempt in two minutes against South Carolina ... Grabbed season-high three rebounds and dished out an assist in eight minutes at Ole Miss ... Nailed a 3 and grabbed a rebound in nine minutes against Lipscomb ... Hit a pair of 3s late in the game vs. Samford for a season-high six points ... Hit his only shot attempt in four minutes against Notre Dame ... Hit his first 3-pointer since Dec. 28, 2010 as he finished with three points, two steals and one rebound in seven minutes against LIU Brooklyn ... Played a season-best 11 minutes against Lafayette, grabbing two rebounds and tallied two steals ... Saw one minute of action against Duke, his first since injuring his knee at the beginning of the 2011-12 season ... On track to graduate in May.



2012-13 Hood Game-by-Game

Opponent	Min	FG-A	Pct	3PT-A	Pct	FT-A	Pct	O-D-T	PF	A	TO	BS	ST	Pts
vs. Maryland [Bklyn]							DNP							
vs. Duke [Atlanta]	1	0-0	.000	0-0	.000	0-0	.000	0-0-0	0	0	0	0	0	0
LAFAYETTE	11	0-1	.000	0-0	.000	0-0	.000	0-2-2	1	0	1	0	2	0
MOREHEAD STATE							DNP							
LIU BROOKLYN	7	1-1	1.000	1-1	1.000	0-0	.000	1-0-1	0	0	0	0	2	3
at Notre Dame	4	1-1	1.000	0-0	.000	0-0	.000	0-0-0	2	0	0	0	0	2
BAYLOR	1	0-0	.000	0-0	.000	0-0	.000	0-0-0	0	0	0	0	0	0
SAMFORD	4	2-3	.667	2-3	.667	0-0	.000	0-1-1	0	0	0	0	0	6
PORTLAND	1	0-0	.000	0-0	.000	0-0	.000	0-0-0	0	0	0	0	0	0
LIPSCOMB	9	1-2	.500	1-2	.500	0-0	.000	0-1-1	1	0	1	0	0	3
MARSHALL							DNP							
at Louisville							DNP							
EASTERN MICHIGAN							DNP							
at Vanderbilt							DNP							
TEXAS A&M							DNP							
TENNESSEE							DNP							
at Auburn	4	0-0	.000	0-0	.000	0-0	.000	0-1-1	0	0	0	0	0	0
at Alabama	1	0-0	.000	0-0	.000	0-0	.000	0-1-1	0	0	0	0	0	0
LSU	1	0-0	.000	0-0	.000	0-0	.000	0-0-0	0	0	0	0	1	0
at Ole Miss	8	0-0	.000	0-0	.000	0-0	.000	0-3-3	1	1	0	0	0	0
at Texas A&M							DNP							
SOUTH CAROLINA	2	1-1	1.000	0-0	.000	0-0	.000	0-0-0	0	0	0	0	0	2
AUBURN							DNP							
at Florida	7	0-1	.000	0-0	.000	0-0	.000	0-1-1	0	0	0	0	0	0
at Tennessee	15	2-5	.400	0-1	.000	0-0	.000	3-0-3	0	0	0	0	0	4
VANDERBILT	1	0-0	.000	0-0	.000	0-0	.000	0-0-0	0	0	0	0	0	0
MISSOURI	2	0-0	.000	0-0	.000	0-0	.000	0-0-0	0	0	0	0	0	0
MISSISSIPPI STATE	16	2-4	.500	1-3	.333	0-0	.000	1-2-3	2	1	0	0	1	5
at Arkansas	9	0-1	.000	0-1	.000	0-0	.000	0-4-4	1	0	0	0	0	0
at Georgia	7	1-1	1.000	0-0	.000	2-2	1.000	1-2-3	1	0	0	0	0	4
FLORIDA	5	0-0	.000	0-0	.000	0-0	.000	0-0-0	1	0	0	1	0	0
VANDERBILT (SEC)	15	1-3	.333	1-3	.333	0-0	.000	0-1-1	1	0	0	0	1	3
at Robert Morris (NIT)														

Hood's Career Stats

Year	GP-S	Min.-Avg.	FG-A	Pct.	3FG-A	Pct.	FT-A	Pct.	Reb.-Avg.	PF-D	A	TO	Blk	Stl	Pts.-Avg.
2009-10	17-0	74-4.4	6-19	.316	4-11	.364	4-4	1.000	12-0.7	6-0	6	4	0	1	20-1.2
2010-11	33-0	158-4.8	9-37	.243	3-19	.158	5-9	.556	22-0.7	11-0	4	2	2	3	26-0.8
2011-12															
2012-13	22-0	131-6.0	12-24	.500	6-14	.429	2-2	1.000	25-1.1	11-0	2	2	1	7	32-1.5
TOTAL	72-0	363-5.0	27-80	.338	13-44	.295	11-15	.733	59-0.8	28-0	12	8	3	11	78-1.1

Hood's Postseason Career Stats

Year	GP-S	Min.-Avg.	FG-A	Pct.	3FG-A	Pct.	FT-A	Pct.	Reb.-Avg.	PF-D	A	TO	Blk	Stl	Pts.-Avg.
SEC Tour.	5-0	24-4.8	1-6	.167	1-5	.200	2-2	1.000	3-0.6	1-0	0	2	0	2	5-1.0
NCAA Tour.	7-0	11-1.6	1-3	.333	0-1	.000	2-2	1.000	5-0.7	2-0	1	0	0	0	4-0.6
NIT	0-0	0-0.0	0-0	.000	0-0	.000	0-0	.000	0-0.0	0-0	0	0	0	0	0-0.0
TOTAL	12-0	35-2.9	2-9	.222	1-6	.167	4-4	1.000	8-0.7	3-0	0	2	0	2	9-0.8

SEASON/CAREER HIGHS

Points	
Season	6, vs. Samford (12/4/12)
Career	7 vs. Coppin State (12/28/10)
Rebounds	
Season	4, at Arkansas (3/2/13)
Career	4, twice
Field Goals	
Season	2, three times
Career	2, five times
Field Goal Attempts	
Season	5, at Tennessee (2/16/13)
Career	7 vs. Coppin State (12/28/10)
Three-Point Field Goals	
Season	2, vs. Samford (12/4/12)
Career	2, vs. Samford (12/4/12)
Three-Point Attempts	
Season	3, three times
Career	4 vs. Coppin State (12/28/10)
Free Throws	
Season	2, at Georgia (3/7/13)
Career	2, three times
Free Throw Attempts	
Season	2, at Georgia (3/7/13)
Career	4 vs. Portland (11/19/10)
Assists	
Season	1, twice
Career	3 vs. LSU (1/15/11)
Steals	
Season	2, twice
Career	2, twice
Blocked Shots	
Season	1, vs. Florida (3/9/13)
Career	1, three times
Minutes Played	
Season	16, vs. Mississippi St. (2/27/13)
Career	20 vs. LSU (1/15/11)

MISCELLANEOUS 2012-13 CAR

Dunks	0	2
Double-Figure Scoring Games	0	0
Double-Figure Rebounding Games	0	0
Games With Double-Double	0	0
Games Led UK in Scoring	0	0
Games Led UK in Rebounding	0	0
Games Led UK in Assists	0	0
Games With 3+ Assists	0	1
Games With 3+ Blocks	0	0
Games With 3+ Steals	0	0
Games With 3+ Three-Pointers	0	0

KENTUCKY BASKETBALL PLAYER BIOS



**Tod
Lanter**

21

6-2 • 189 • So.
Lexington, Ky.
(Gulf Coast State CC)
@tod_lanterIII

Season Update: Played career-high three minutes against Mississippi State, grabbing two rebounds ... Saw first career action in SEC play with a minute at Tennessee ... Saw two minutes against Eastern Michigan ... Attempted first career 3-pointer against Portland ... Logged first career minutes against Lafayette ... Scored six points and pulled down three rebounds in Blue-White scrimmage ... Logged two minutes in exhibition against Northwood ... Saw three minutes of action against Transy.

Career Highlights: Played the 2010-11 season at Gulf Coast State CC, averaging 2.6 points and 1.2 rebounds ... Scored a career-high 16 points in his first collegiate game and shot 41.8 percent.

SEASON/CAREER HIGHS

Points

Season 0
Career 0

Rebounds

Season 2, vs. Mississippi St. (2/27/13)
Career 2, vs. Mississippi St. (2/27/13)

Field Goals

Season 0
Career 0

Field Goal Attempts

Season 1, three times
Career 1, three times

Three-Point Field Goals

Season 0
Career 0

Three-Point Attempts

Season 1, twice
Career 1, twice

Free Throws

Season 0
Career 0

Free Throw Attempts

Season 0
Career 0

Assists

Season 0
Career 0

Steals

Season 0
Career 0

Blocked Shots

Season 0
Career 0

Minutes Played

Season 3, vs. Mississippi St. (2/27/13)
Career 3, vs. Mississippi St. (2/27/13)

MISCELLANEOUS 2012-13 CAR

Dunks	0	0
Double-Figure		
Scoring Games	0	0
Double-Figure		
Rebounding Games	0	0
Games With		
Double-Double	0	0
Games Led UK		
in Scoring	0	0
Games Led UK		
in Rebounding	0	0
Games Led UK		
in Assists	0	0
Games With		
3+ Assists	0	0
Games With		
3+ Blocks	0	0
Games With		
3+ Steals	0	0
Games With		
3+ Three-Pointers	0	0

2012-13 Lanter Game-by-Game

Opponent	Min	FG-A	Pct	3PT-A	Pct	FT-A	Pct	O-D-T	PF	A	TO	BS	ST	Pts
vs. Maryland [Brklyn]						DNP								
vs. Duke [Atlanta]						DNP								
LAFAYETTE	2	0-0	.000	0-0	.000	0-0	.000	0-0-0	0	0	0	0	0	0
MOREHEAD STATE						DNP								
LIU BROOKLYN						DNP								
at Notre Dame						DNP								
BAYLOR						DNP								
SAMFORD						DNP								
PORTLAND	1	0-1	.000	0-1	.000	0-0	.000	0-0-0	0	0	0	0	0	0
LIPSCOMB						DNP								
MARSHALL						DNP								
at Louisville						DNP								
EASTERN MICHIGAN	2	0-1	.000	0-1	.000	0-0	.000	0-0-0	0	0	0	0	0	0
at Vanderbilt						DNP								
TEXAS A&M						DNP								
TENNESSEE						DNP								
at Auburn						DNP								
at Alabama						DNP								
LSU						DNP								
at Ole Miss						DNP								
at Texas A&M						DNP								
SOUTH CAROLINA						DNP								
AUBURN						DNP								
at Florida						DNP								
at Tennessee	1	0-0	.000	0-0	.000	0-0	.000	0-0-0	0	0	0	0	0	0
VANDERBILT						DNP								
MISSOURI						DNP								
MISSISSIPPI STATE	3	0-1	.000	0-0	.000	0-0	.000	1-1-2	1	0	2	0	0	0
at Arkansas						DNP								
at Georgia	0+	0-0	.000	0-0	.000	0-0	.000	0-0-0	0	0	0	0	0	0
FLORIDA						DNP								
VANDERBILT (SEC)						DNP								
at Robert Morris (NIT)														




Lanter's Career Stats

Year	GP-S	Min.-Avg.	FG-A	Pct.	3FG-A	Pct.	FT-A	Pct.	Reb.-Avg.	PF-D	A	TO	Blk	Stl	Pts.-Avg
2012-13	6-0	9-1.5	0-3	.000	0-2	.000	0-0	.000	2-0.3	1-0	0	2	0	0	0-0.0
TOTAL	6-0	9-1.5	0-3	.000	0-2	.000	0-0	.000	2-0.3	1-0	0	2	0	0	0-0.0

Lanter's Postseason Career Stats

Year	GP-S	Min.-Avg.	FG-A	Pct.	3FG-A	Pct.	FT-A	Pct.	Reb.-Avg.	PF-D	A	TO	Blk	Stl	Pts.-Avg
SEC Tour.	0-0	0-0.0	0-0	.000	0-0	.000	0-0	.000	0-0.0	0-0	0	0	0	0	0-0.0
NIT	0-0	0-0.0	0-0	.000	0-0	.000	0-0	.000	0-0.0	0-0	0	0	0	0	0-0.0
TOTAL	0-0	0-0.0	0-0	.000	0-0	.000	0-0	.000	0-0.0	0-0	0	0	0	0	0-0.0

KENTUCKY BASKETBALL PLAYER BIOS



Brian Long

32

5-9 • 155 • So.
Dumont, N.J.
(River Dell)
@BrianLong32

Season Update: Played two minutes against Mississippi State, attempting a pair of field goals and recording a steal ... Saw two minutes against Eastern Michigan ... Logged a pair of minutes against Lafayette ... Logged two minutes in exhibition against Northwood ... Saw three minutes of action against Transy.

Career Highlights: Saw action in 12 games ... Made an appearance in UK's opening NCAA Tournament victory over WKU ... Logged his first action in conference action in the win over Ole Miss ... Played in two minutes of UK's win over St. John's ... Pulled down a defensive rebound in two minutes of action in a win over Portland ... Tallied his first career points with a 2-for-4 showing at the free throw line in a win over Penn State ... Also pulled down his first career rebound in that victory ... Saw his first career action in a UK victory over Marist.



SEASON/CAREER HIGHS

Points

Season 0
Career 2, vs. Penn State (11/19/11)

Rebounds

Season 0
Career 1, twice

Field Goals

Season 0
Career 0

Field Goal Attempts

Season 2, vs. Mississippi St. (2/27/13)
Career 2, vs. Mississippi St. (2/27/13)

Three-Point Field Goals

Season 0
Career 0

Three-Point Attempts

Season 1, vs. Lafayette (11/16/12)
Career 1, vs. Lafayette (11/16/12)

Free Throws

Season 0
Career 2, vs. Penn State (11/19/11)

Free Throw Attempts

Season 0
Career 4, vs. Penn State (11/19/11)

Assists

Season 0
Career 0

Steals

Season 1, vs. Mississippi St. (2/27/13)
Career 1, vs. Mississippi St. (2/27/13)

Blocked Shots

Season 0
Career 0

Minutes Played

Season 2, three times
Career 4, vs. Penn State (11/19/11)

MISCELLANEOUS 2012-13 CAR

Dunks	0	0
Double-Figure Scoring Games	0	0
Double-Figure Rebounding Games	0	0
Games With Double-Double	0	0
Games Led UK in Scoring	0	0
Games Led UK in Rebounding	0	0
Games Led UK in Assists	0	0
Games With 3+ Assists	0	0
Games With 3+ Blocks	0	0
Games With 3+ Steals	0	0
Games With 3+ Three-Pointers	0	0

2012-13 Long Game-by-Game

Opponent	Min	FG-A	Pct	3PT-A	Pct	FT-A	Pct	O-D-T	PF	A	TO	BS	ST	Pts
vs. Maryland (Brklyn)						DNP								
vs. Duke (Atlanta)						DNP								
LAFAYETTE	2	0-1	.000	0-1	.000	0-0	.000	0-0-0	0	0	0	0	0	0
MOREHEAD STATE						DNP								
LIU BROOKLYN						DNP								
at Notre Dame						DNP								
BAYLOR						DNP								
SAMFORD						DNP								
PORTLAND						DNP								
LIPSCOMB						DNP								
MARSHALL						DNP								
at Louisville						DNP								
EASTERN MICHIGAN	2	0-0	.000	0-0	.000	0-0	.000	0-0-0	0	0	0	0	0	0
at Vanderbilt						DNP								
TEXAS A&M						DNP								
TENNESSEE						DNP								
at Auburn						DNP								
at Alabama						DNP								
LSU						DNP								
at Ole Miss						DNP								
at Texas A&M						DNP								
SOUTH CAROLINA						DNP								
AUBURN						DNP								
at Florida						DNP								
at Tennessee						DNP								
VANDERBILT						DNP								
MISSOURI						DNP								
MISSISSIPPI STATE	2	0-2	.000	0-0	.000	0-0	.000	0-0-0	0	0	0	0	1	0
at Arkansas						DNP								
at Georgia						DNP								
FLORIDA						DNP								
VANDERBILT (SEC)						DNP								
at Robert Morris (NIT)														

Long's Career Stats

Year	GP-S	Min.-Avg.	FG-A	Pct.	3FG-A	Pct.	FT-A	Pct.	Reb.-Avg.	PF-D	A	TO	Blk	Stl	Pts.-Avg.
2011-12	12-0	17-1.4	0-1	.000	0-0	.000	2-4	.500	2-0.2	0-0	0	0	0	0	2-0.2
2012-13	3-0	6-2.0	0-3	.000	0-1	.000	0-0	.000	0-0.0	0-0	0	0	0	1	0-0.0
TOTAL	15-0	23-1.5	0-4	.000	0-1	.000	2-4	.500	2-0.1	0-0	0	0	0	1	2-0.1

Long's Postseason Career Stats

Year	GP-S	Min.-Avg.	FG-A	Pct.	3FG-A	Pct.	FT-A	Pct.	Reb.-Avg.	PF-D	A	TO	Blk	Stl	Pts.-Avg.
SEC Tour.	0-0	0-0.0	0-0	.000	0-0	.000	0-0	.000	0-0.0	0-0	0	0	0	0	0-0.0
NCAA Tour.	1-0	0-0.0	0-0	.000	0-0	.000	0-0	.000	0-0.0	0-0	0	0	0	0	0-0.0
NIT	0-0	0-0.0	0-0	.000	0-0	.000	0-0	.000	0-0.0	0-0	0	0	0	0	0-0.0
TOTAL	1-0	0-0.0	0-0	.000	0-0	.000	0-0	.000	0-0.0	0-0	0	0	0	0	0-0.0

KENTUCKY BASKETBALL PLAYER BIOS



**Sam
Malone**

13

5-11 • 190 • Fr.
Scituate, Mass.
(Scituate)
@SamMaloneuk13

Season Update: Grabbed a rebound in three minutes against Mississippi State ... Posted two minutes against Eastern Michigan, grabbing two rebounds ... Tallied first minute of the regular season against Portland ... Logged two minutes in exhibition against Northwood ... Saw three minutes of action against Transy, scoring a bucket only his only shot.

Career Highlights: Suffered a torn ACL in the Chattanooga game and will miss the remainder of the season ... Saw action for three minutes in a win over Chattanooga ... Registered an assist in UK's victory over St. John's ... Appeared in UK's win over Portland ... Scored on a fast-break lay-up and pulled down a pair of rebounds in a win over Radford ... Played in a career-high four minutes in a win over Penn State ... Poured in four points in UK's season-opening victory over Marist ... Saw action in both of UK's exhibition games ... Played seven minutes, scoring two points, pulling down one rebound and swatting one shot in the win over Morehouse.



SEASON/CAREER HIGHS

Points

Season 0
Career 4, vs. Marist (11/11/11)

Rebounds

Season 2, vs. Eastern Michigan (1/2/13)
Career 2, twice

Field Goals

Season 0
Career 2, vs. Marist (11/11/11)

Field Goal Attempts

Season 0
Career 2, twice

Three-Point Field Goals

Season 0
Career 0

Three-Point Attempts

Season 0
Career 0

Free Throws

Season 0
Career 0

Free Throw Attempts

Season 0
Career 0

Assists

Season 0
Career 1, vs. St. John's (12/1/11)

Steals

Season 0
Career 0

Blocked Shots

Season 0
Career 0

Minutes Played

Season 3, vs. Mississippi St. (2/27/13)
Career 4, vs. Penn State (11/19/11)

MISCELLANEOUS

	2012-13	CAR
Dunks	0	0
Double-Figure Scoring Games	0	0
Double-Figure Rebounding Games	0	0
Games With Double-Double	0	0
Games Led UK in Scoring	0	0
Games Led UK in Rebounding	0	0
Games Led UK in Assists	0	0
Games With 3+ Assists	0	0
Games With 3+ Blocks	0	0
Games With 3+ Steals	0	0
Games With 3+ Three-Pointers	0	0

2012-13 Malone Game-by-Game

Opponent	Min	FG-A	Pct	3PT-A	Pct	FT-A	Pct	O-D-T	PF	A	TO	BS	ST	Pts
vs. Maryland [Brklyn]						DNP								
vs. Duke [Atlanta]						DNP								
LAFAYETTE						DNP								
MOREHEAD STATE						DNP								
LIU BROOKLYN						DNP								
at Notre Dame						DNP								
BAYLOR						DNP								
SAMFORD						DNP								
PORTLAND	1	0-0	.000	0-0	.000	0-0	.000	0-0-0	0	0	0	0	0	0
LIPSCOMB						DNP								
MARSHALL						DNP								
at Louisville						DNP								
EASTERN MICHIGAN	2	0-0	.000	0-0	.000	0-0	.000	0-2-2	0	0	2	0	0	0
at Vanderbilt						DNP								
TEXAS A&M						DNP								
TENNESSEE						DNP								
at Auburn						DNP								
at Alabama						DNP								
LSU						DNP								
at Ole Miss						DNP								
at Texas A&M						DNP								
SOUTH CAROLINA						DNP								
AUBURN						DNP								
at Florida						DNP								
at Tennessee						DNP								
VANDERBILT						DNP								
MISSOURI						DNP								
MISSISSIPPI STATE	3	0-0	.000	0-0	.000	0-0	.000	1-0-1	0	0	0	0	0	0
at Arkansas						DNP								
at Georgia						DNP								
FLORIDA						DNP								
VANDERBILT (SEC)						DNP								
at Robert Morris (NIT)														

Malone's Career Stats

Year	GP-S	Min.-Avg.	FG-A	Pct.	3FG-A	Pct.	FT-A	Pct.	Reb.-Avg.	PF-D	A	TO	Blk	Stl	Pts.-Avg.
2011-12	6-0	13-2.2	3-6	.500	0-0	.000	0-0	.000	2-0.3	0-0	1	4	0	0	6-1.0
2012-13	3-0	6-2.0	0-0	.000	0-0	.000	0-0	.000	3-1.0	0-0	0	2	0	0	0-0.0
TOTAL	9-0	19-2.1	3-6	.500	0-0	.000	0-0	.000	5-0.6	0-0	1	6	0	0	6-0.7

Malone's Postseason Career Stats

Year	GP-S	Min.-Avg.	FG-A	Pct.	3FG-A	Pct.	FT-A	Pct.	Reb.-Avg.	PF-D	A	TO	Blk	Stl	Pts.-Avg.
SEC Tour.	0-0	0-0.0	0-0	.000	0-0	.000	0-0	.000	0-0.0	0-0	0	0	0	0	0-0.0
NCAA Tour.															
NIT	0-0	0-0.0	0-0	.000	0-0	.000	0-0	.000	0-0.0	0-0	0	0	0	0	0-0.0
TOTAL	0-0	0-0.0	0-0	.000	0-0	.000	0-0	.000	0-0.0	0-0	0	0	0	0	0-0.0

KENTUCKY BASKETBALL PLAYER BIOS



**Julius
Mays**

34

6-2 • 192 • Sr.
Marion, Ind.
(Wright State)

Season Update: Has connected on a 3-pointer in 20 of last 21 games ... Connected on three 3s with 13 points in win over Florida ... Hit three 3s against MSU en route to an 11-point, three rebound, four assist evening in just 21 minutes ... Scored a team-high 24 points including 4-of-8 from 3-point range and 8-of-9 from the free throw line in a career-high 44 minutes against Missouri ... Had a solid game in win over Vanderbilt with nine points, six rebounds and a team-high six assists in 39 minutes ... Tallied 12 points including three 3s in game at Tennessee ... Scored a team-high 10 points at Florida including a pair of 3s ... Has hit 4 3-pointers three times in last six games ... Scored 10 points while grabbing six rebounds in win over Auburn ... Hit 4-of-5 3s in win over South Carolina, finishing with 15 points and a game-high four assists ... Scored a season-high 19 points at Texas A&M hitting 4-of-6 from 3-point range ... Hit 5-of-6 from the free throw line in the overtime period at Texas A&M ... Tied career-high with seven rebounds in win at Ole Miss ... Nailed 4-of-5 3-point attempts against Alabama ... Hit 3-of-7 from 3-point range to finish with 13 points against Eastern Michigan ... Dished out a game-high five assists against Marshall ... Grabbed a season-high six rebounds against Lipscomb ... Scored 13 points in 33 minutes against Portland ... Hit multiple 3s in four-straight games including a season-high four 3-pointers, totalling a season-best 16 points at Notre Dame ... Tallied 15 points and six assists in win over LIU Brooklyn ... Scored in double-figures (11) for the first time as a Wildcat against Morehead State ... Handed out a career-high 10 assists in win over Lafayette ... Scored seven points to go along with three assists against Duke ... Hit his first 3-pointer as a Wildcat in the season-opening win over Maryland ... Finished with seven points and a pair of steals against the Terrapins ... Scored his 700th career point against Maryland ... Credited with four steals while scoring six points in exhibition against Northwood ... Finished with 14 points and five assists while hitting 4-of-8 from 3-point range against Transy ... Averaged 10.0 ppg, 3.5 assists and 3.0 steals per game in two exhibition games, while shooting .600 (6-10) from 3-point range.

SEASON/CAREER HIGHS

Points

Season 24, vs. Missouri (2/23/13)
Career 33, vs. UIC (1/25/12)

Rebounds

Season 7, at Ole Miss (1/29/13)
Career 7, three times

Field Goals

Season 6, twice
Career 10, vs. Idaho (12/20/11)

Field Goal Attempts

Season 14, vs. Portland (12/8/12)
Career 18, twice

Three-Point Field Goals

Season 4, five times
Career 5, twice

Three-Point Attempts

Season 9, vs. Florida (3/9/13)
Career 9, three times

Free Throws

Season 8, vs. Missouri (2/23/13)
Career 19, vs. UIC (1/25/12)

Free Throw Attempts

Season 9, vs. Missouri (2/23/13)
Career 20, vs. UIC (1/25/12)

Assists

Season 10, vs. Lafayette (11/16/12)
Career 10, vs. Lafayette (11/16/12)

Steals

Season 2, three times
Career 4, vs. Holy Cross (1/6/10)

Blocked Shots

Season 0
Career 1, eight times

Minutes Played

Season 44, vs. Missouri (2/23/13)
Career 44, vs. Missouri (2/23/13)

MISCELLANEOUS

	2012-13	CAR
Dunks	0	n/a
Double-Figure Scoring Games	14	41
Double-Figure Rebounding Games	0	0
Games With Double-Double	0	0
Games Led UK in Scoring	5	5
Games Led UK in Rebounding	0	0
Games Led UK in Assists	11	11
Games With 3+ Assists	18	47
Games With 3+ Blocks	0	0
Games With 3+ Steals	0	6
Games With 3+ Three-Pointers	10	22

2012-13 Mays Game-by-Game

Opponent	Min	FG-A	Pct	3PT-A	Pct	FT-A	Pct	O-D-T	PF	A	TO	BS	ST	Pts
vs. Maryland [Brklyn]	30	3-10	.300	1-3	.333	0-0	.000	1-1-2	0	1	0	0	2	7
vs. Duke [Atlanta]	Start37	2-8	.250	1-4	.250	2-2	1.000	0-1-1	3	3	4	0	0	7
LAFAYETTE	Start31	2-3	.667	1-2	.500	0-0	.000	0-3-3	1	10	0	0	2	5
MOREHEAD STATE	Start33	2-7	.286	1-5	.200	6-7	.857	0-3-3	1	2	0	0	0	11
LIU BROOKLYN	Start34	6-10	.600	3-6	.500	0-0	.000	0-0-0	2	6	1	0	0	15
at Notre Dame	Start35	5-10	.500	4-7	.571	2-2	1.000	0-2-2	1	3	3	0	0	16
BAYLOR	Start39	2-9	.222	2-8	.250	0-0	.000	1-4-5	1	1	2	0	0	6
SAMFORD	Start28	4-6	.667	2-4	.500	0-0	.000	1-2-3	3	5	1	0	0	10
PORTLAND	Start33	5-14	.357	1-4	.250	2-2	1.000	1-3-4	1	0	0	0	0	13
LIPSCOMB	Start30	1-8	.125	0-4	.000	5-5	1.000	3-3-6	2	4	0	0	1	7
MARSHALL	Start30	1-7	.143	0-5	.000	3-3	1.000	0-3-3	4	5	0	0	2	5
at Louisville	Start35	1-8	.125	1-6	.167	0-0	.000	1-2-3	3	2	2	0	0	3
EASTERN MICHIGAN	22	3-7	.429	3-7	.429	4-5	.800	0-3-3	0	4	2	0	1	13
at Vanderbilt	25	1-5	.200	1-5	.200	0-0	.000	0-4-4	1	0	1	0	0	3
TEXAS A&M	23	2-7	.286	2-6	.333	1-2	.500	0-0-0	1	4	0	0	0	7
TENNESSEE	27	3-5	.600	2-3	.667	1-2	.500	0-0-0	2	1	1	0	0	9
at Auburn	Start34	2-5	.400	2-4	.500	0-1	.000	0-3-3	0	3	0	0	0	6
at Alabama	Start32	4-8	.500	4-5	.800	0-0	.000	1-2-3	4	1	2	0	0	12
LSU	Start33	3-6	.500	2-4	.500	1-2	.500	1-3-4	4	1	2	0	0	9
at Ole Miss	Start23	2-6	.333	1-5	.200	0-0	.000	1-6-7	3	4	2	0	1	5
at Texas A&M	Start41	5-8	.625	4-6	.667	5-6	.833	1-1-2	2	2	2	0	1	19
SOUTH CAROLINA	Start32	4-5	.800	4-5	.800	3-3	1.000	0-1-1	2	4	2	0	0	15
AUBURN	Start37	2-8	.250	2-8	.250	4-4	1.000	0-6-6	3	2	0	0	0	10
at Florida	Start34	4-7	.571	2-5	.400	0-0	.000	0-2-2	2	3	1	0	1	10
at Tennessee	Start39	4-10	.400	3-7	.429	1-2	.500	0-1-1	1	3	2	0	0	12
VANDERBILT	Start39	2-7	.286	2-6	.333	3-4	.750	1-5-6	1	6	1	0	1	9
MISSOURI	Start44	6-12	.500	4-8	.500	8-9	.889	1-5-6	3	3	1	0	0	24
MISSISSIPPI STATE	Start21	4-6	.667	3-5	.600	0-0	.000	1-2-3	3	4	1	0	0	11
at Arkansas	Start36	1-8	.125	1-6	.167	0-0	.000	0-4-4	3	0	1	0	0	3
at Georgia	Start38	0-4	.000	0-2	.000	0-0	.000	0-2-2	2	1	1	0	0	0
FLORIDA	Start39	4-10	.400	3-9	.333	2-2	1.000	0-1-1	0	2	1	0	2	13
VANDERBILT (SEC)	Start38	2-8	.250	2-7	.286	0-0	.000	0-1-1	2	3	1	0	0	6
at Robert Morris (NIT)														



Mays' Career Stats

Year	GP-S	Min.-Avg.	FG-A	Pct.	3FG-A	Pct.	FT-A	Pct.	Reb.-Avg.	PF-D	A	TO	Blk	Stl	Pts.-Avg.
2008-09 (NCSU)	22-3	333-15.1	34-74	.459	13-29	.448	23-27	.852	28-1.3	31-0	42	36	2	0	104-4.7
2009-10 (NCSU)	36-3	667-18.5	45-147	.306	21-71	.296	55-64	.859	44-1.2	66-0	57	40	3	25	166-4.6
2011-12 (WSU)	30-28	1002-33.4	127-297	.428	50-118	.424	119-143	.832	85-2.8	68-0	74	62	4	41	423-14.1
2012-13	32-27	1052-32.9	92-242	.380	64-171	.374	53-63	.841	94-2.9	61-0	93	37	0	14	301-9.4
TOTAL	120-61	3054-25.5	298-760	.392	148-389	.380	250-297	.842	251-2.1	223-0	266	175	9	80	994-8.3

Mays' Postseason Career Stats

Year	GP-S	Min.-Avg.	FG-A	Pct.	3FG-A	Pct.	FT-A	Pct.	Reb.-Avg.	PF-D	A	TO	Blk	Stl	Pts.-Avg.
Conference Tour.	6-2	132-22.0	15-42	.357	7-19	.368	2-4	.500	7-1.2	9-0	10	6	0	3	39-6.5
NIT	2-0	36-18.0	2-8	.250	1-2	.500	1-2	.500	2-1.0	5-0	3	3	0	1	6-3.0
TOTAL	8-2	168-21.0	17-50	.340	8-21	.381	3-6	.500	9-1.1	14-0	13	9	0	4	45-5.6

KENTUCKY BASKETBALL PLAYER BIOS



**Nerlens
Noel**

3

6-10 • 228 • Fr.
Everett, Mass.
(Tilton)
@NerlensNoel3

Season Update: Wayman Tisdale Midseason Watch List ... SEC Freshman of the Week (1/21, 1/28, 2/4) ... ESPN Defensive Player of the Month (December) ... SEC Freshman of the Year ... SEC Defensive Player of the Year ... 1st Team All-SEC ... All-SEC Defensive Team ... Freshman All-SEC ... USBWA Freshman All-America ... Secured fifth double-double of season and third straight against Auburn with 10 points and 12 rebounds ... Posted fourth double-double of the season in win over South Carolina with 10 points and 10 rebounds to go along with five blocks ... Tallied third double-double of the season at Texas A&M with a career-high 19 points and 14 rebounds ... Recorded a school-record 12 blocks in win at Ole Miss ... Posted 10 points, eight rebounds, six blocks and two assists vs. LSU ... Totaled eight points, 13 rebounds and a career-high eight blocks against Alabama ... Finished with 10 points, nine rebounds, seven blocks in 25 minutes in win at Auburn ... Solid stat line against Tennessee with 12 points, nine rebounds, six blocks, four steals and two assists ... Against Texas A&M, finished with 15 points, 11 rebounds, seven blocks, six assists and four steals ... In SEC debut at Vanderbilt, finished with 13 points, seven rebounds, three blocks and two steals ... Grabbed 13 rebounds against Eastern Michigan ... Registered first career double-double against Marshall with 11 points and 10 rebounds ... Totaled seven points, nine rebounds, seven blocks and four steals in 22 minutes against Lipscomb ... Blocked seven shots against Portland, while grabbing nine rebounds ... Against Samford totaled 13 points, six rebounds, five blocks and two steals in 25 minutes ... Grabbed a career-best 16 rebounds, and tallied six steals, third most by a freshman, against Baylor ... Scored 10 points and grabbed seven rebounds at Notre Dame ... Against LIU Brooklyn, finished with 18 points, eight rebounds, career-high five assists and five blocks ... Tallied first double-figure rebounding game with 11 boards against Morehead State ... Against Lafayette tallied 15 points, seven rebounds, four assists, four steals and a block ... Posted personal bests with 16 points, 6-of-8 free throw shooting and four steals in game against Duke.

2012-13 Noel Game-by-Game

Opponent	Min	FG-A	Pct	3PT-A	Pct	FT-A	Pct	O-D-T	PF	A	TO	BS	ST	Pts
vs. Maryland [Bklyn]	Start26	2-6	.333	0-0	.000	0-3	.000	2-7-9	3	0	0	3	2	4
vs. Duke [Atlanta]	Start38	5-11	.455	0-0	.000	6-8	.750	2-6-8	3	2	1	3	4	16
LAFAYETTE	Start28	6-8	.750	0-0	.000	3-5	.600	3-4-7	2	4	2	1	4	15
MOREHEAD STATE	Start35	3-4	.750	0-0	.000	3-7	.429	3-8-11	3	4	3	6	3	9
LIU BROOKLYN	Start30	9-11	.818	0-0	.000	0-0	.000	2-6-8	3	5	2	5	0	18
at Notre Dame	Start32	4-10	.400	0-0	.000	2-4	.500	3-4-7	4	1	0	1	2	10
BAYLOR	Start31	3-14	.214	0-0	.000	2-3	.667	7-9-16	3	2	2	1	6	8
SAMFORD	Start25	6-8	.750	0-0	.000	1-2	.500	2-4-6	2	0	3	5	2	13
PORTLAND	Start31	2-3	.667	0-0	.000	3-5	.600	2-7-9	2	2	2	7	1	7
LIPSCOMB	Start22	3-5	.600	0-0	.000	1-2	.500	4-5-9	5	1	3	7	4	7
MARSHALL	Start29	4-8	.500	0-0	.000	3-6	.500	3-7-10	4	0	1	2	2	11
at Louisville	Start31	4-5	.800	0-0	.000	0-1	.000	3-5-8	4	0	2	2	2	8
EASTERN MICHIGAN	Start32	3-4	.750	0-0	.000	2-2	1.000	2-11-13	1	1	1	3	2	8
at Vanderbilt	Start34	6-8	.750	0-0	.000	1-2	.500	2-5-7	3	0	3	3	2	13
TEXAS A&M	Start39	4-6	.667	0-0	.000	7-8	.875	4-7-11	1	6	0	7	4	15
TENNESSEE	Start38	5-7	.714	0-0	.000	2-5	.400	2-7-9	2	2	3	6	4	12
at Auburn	Start25	5-8	.625	0-0	.000	0-0	.000	1-8-9	4	0	2	7	0	10
at Alabama	Start39	4-9	.444	0-0	.000	0-0	.000	4-9-13	1	0	2	8	1	8
LSU	Start38	4-5	.800	0-0	.000	2-3	.667	2-6-8	1	2	4	6	1	10
at Ole Miss	Start36	0-1	.000	0-0	.000	2-8	.250	1-6-7	4	2	1	12	1	2
at Texas A&M	Start41	7-10	.700	0-0	.000	5-10	.500	4-10-14	1	3	1	2	1	19
SOUTH CAROLINA	Start30	5-8	.625	0-0	.000	0-3	.000	2-8-10	1	0	2	5	0	10
AUBURN	Start32	1-2	.500	0-0	.000	8-13	.615	4-8-12	2	1	2	1	1	10
at Florida	Start23	3-5	.600	0-0	.000	2-4	.500	1-5-6	3	0	3	3	1	8
at Tennessee														
VANDERBILT														
MISSOURI														
MISSISSIPPI STATE														
at Arkansas														
at Georgia														
FLORIDA														
VANDERBILT (SEC)														
at Robert Morris (NIT)														



Noel's Career Stats

Year	GP-S	Min.-Avg.	FG-A	Pct.	3FG-A	Pct.	FT-A	Pct.	Reb.-Avg.	PF-D	A	TO	Blk	Stl	Pts.-Avg.
2012-13	24-24	765-31.9	98-166	.590	0-0	.000	55-104	.529	227-9.5	62-1	38	45	106	50	251-10.5
TOTAL	24-24	765-31.9	98-166	.590	0-0	.000	55-104	.529	227-9.5	62-1	38	45	106	50	251-10.5

Noel's Postseason Career Stats


Year	GP-S	Min.-Avg.	FG-A	Pct.	3FG-A	Pct.	FT-A	Pct.	Reb.-Avg.	PF-D	A	TO	Blk	Stl	Pts.-Avg.
SEC Tour.															
NIT	0-0	0-0.0	0-0	.000	0-0	.000	0-0	.000	0-0.0	0-0	0	0	0	0	0-0.0
TOTAL	0-0	0-0.0	0-0	.000	0-0	.000	0-0	.000	0-0.0	0-0	0	0	0	0	0-0.0

SEASON/CAREER HIGHS

Points	
Season	19, at Texas A&M (2/2/13)
Career	19, at Texas A&M (2/2/13)
Rebounds	
Season	16, vs. Baylor (12/1/12)
Career	16, vs. Baylor (12/1/12)
Field Goals	
Season	9, vs. LIU Brooklyn (11/23/12)
Career	9, vs. LIU Brooklyn (11/23/12)
Field Goal Attempts	
Season	14, vs. Baylor (12/1/12)
Career	14, vs. Baylor (12/1/12)
Three-Point Field Goals	
Season	0
Career	0
Three-Point Attempts	
Season	0
Career	0
Free Throws	
Season	8, vs. Auburn (2/9/13)
Career	8, vs. Auburn (2/9/13)
Free Throw Attempts	
Season	13, vs. Auburn (2/9/13)
Career	13, vs. Auburn (2/9/13)
Assists	
Season	6, vs. Texas A&M (1/12/13)
Career	6, vs. Texas A&M (1/12/13)
Steals	
Season	6, vs. Baylor (12/1/12)
Career	6, vs. Baylor (12/1/12)
Blocked Shots	
Season	12, at Ole Miss (1/29/13)
Career	12, at Ole Miss (1/29/13)
Minutes Played	
Season	41, at Texas A&M (2/2/13)
Career	41, at Texas A&M (2/2/13)

MISCELLANEOUS	2012-13	CAR
Dunks	49	49
Double-Figure		
Scoring Games	14	14
Double-Figure		
Rebounding Games	9	9
Games With		
Double-Double	5	5
Games Led UK		
in Scoring	1	1
Games Led UK		
in Rebounding	19	19
Games Led UK		
in Assists	4	4
Games With		
3+ Assists	3	3
Games With		
3+ Blocks	17	17
Games With		
3+ Steals	9	9
Games With		
3+ Three-Pointers	0	0

KENTUCKY BASKETBALL PLAYER BIOS



Jarrod Polson

5

6-2 • 189 • Jr.
Nicholasville, Ky.
(West Jessamine)
@jpolson5

Season Update: Totaled four points, two rebounds and two assists in 13 minutes of work in win over Florida ... Tallied nine points, four rebounds and three assists in win over Mississippi State ... Scored a career-high 11 points in first career start at Tennessee while tying his career high with four rebounds ... Totaled four points, including a 3-pointer in 15 minutes at Florida ... Hit his first career 3-pointer in SEC play while playing a career-best in league play 20 minutes to go along with three boards and two steals in a win over Auburn ... Grabbed a pair of rebounds and dished two assists in 11 minutes of action in win over South Carolina ... Hit a pair of free throws, grabbed a rebound and handed out an assist in 13 minutes in win at Texas A&M ... Scored two points and grabbed two rebounds in 15 minutes at Ole Miss ... Grabbed three rebounds and handed out two assists in 14 minutes at Alabama ... Tallied six points and three rebounds while registering first career block in 10 minutes in win at Auburn ... Grabbed a career-high four rebounds in win over Eastern Michigan ... Tallied seven points in win over Lipscomb ... Dished out a career-high four assists against Samford, while tying career-best with two steals ... Totaled five points, two rebounds, an assist and a steal in 19 minutes against LIU Brooklyn ... Connected on his first career 3-pointer, scoring seven points, dishing out three assists and recording a career-high two steals in a career-high 26 minutes against Lafayette ... Saw 12 minutes of action, grabbing one rebound against Duke ... Established career highs in points (10), assists (3), FG made (4) and minutes (22) in season opener against Maryland ... On track to graduate in May.

SEASON/CAREER HIGHS

Points

Season 11, at Tennessee (2/16/13)
Career 11, at Tennessee (2/16/13)

Rebounds

Season 4, three times
Career 4, three times

Field Goals

Season 4, twice
Career 4, twice

Field Goal Attempts

Season 5, three times
Career 5, three times

Three-Point Field Goals

Season 1, five times
Career 1, five times

Three-Point Attempts

Season 3, vs. Eastern Michigan (1/2/13)
Career 3, vs. Eastern Michigan (1/2/13)

Free Throws

Season 4, twice
Career 4, twice

Free Throw Attempts

Season 4, twice
Career 4, twice

Assists

Season 4, vs. Samford (12/4/12)
Career 4, vs. Samford (12/4/12)

Steals

Season 2, twice
Career 2, twice

Blocked Shots

Season 1, at Auburn (1/19/13)
Career 1, at Auburn (1/19/13)

Minutes Played

Season 26, vs. Lafayette (11/16/12)
Career 26, vs. Lafayette (11/16/12)

MISCELLANEOUS 2012-13 CAR

Dunks	0	0
Double-Figure Scoring Games	2	2
Double-Figure Rebounding Games	0	0
Games With Double-Double	0	0
Games Led UK in Scoring	0	0
Games Led UK in Rebounding	0	0
Games Led UK in Assists	3	3
Games With 3+ Assists	4	4
Games With 3+ Blocks	0	0
Games With 3+ Steals	0	0
Games With 3+ Three-Pointers	0	0

2012-13 Polson Game-by-Game

Opponent	Min	FG-A	Pct	3PT-A	Pct	FT-A	Pct	O-D-T	PF	A	TO	BS	ST	Pts
vs. Maryland [Brklyn]	22	4-5	.800	0-1	.000	2-2	1.000	2-0-2	1	3	0	0	1	10
vs. Duke [Atlanta]	12	0-0	.000	0-0	.000	0-0	.000	0-1-1	3	0	1	0	0	0
LAFAYETTE	26	3-5	.600	1-2	.500	0-0	.000	0-2-2	2	3	1	0	2	7
MOREHEAD STATE	13	0-0	.000	0-0	.000	2-2	1.000	0-1-1	2	0	0	0	0	2
LIU BROOKLYN	19	2-3	.667	1-1	1.000	0-1	.000	0-2-2	1	1	1	0	1	5
at Notre Dame	16	1-3	.333	0-2	.000	0-0	.000	1-0-1	1	1	0	0	0	2
BAYLOR	4	0-0	.000	0-0	.000	0-0	.000	0-0-0	0	0	0	0	0	0
SAMFORD	21	0-3	.000	0-1	.000	1-2	.500	0-1-1	2	4	2	0	2	1
PORTLAND	4	0-1	.000	0-0	.000	0-0	.000	0-1-1	0	0	0	0	0	0
LIPSCOMB	15	3-5	.600	0-0	.000	1-3	.333	1-0-1	1	1	2	0	1	7
MARSHALL	9	0-0	.000	0-0	.000	0-0	.000	0-1-1	1	0	0	0	0	0
at Louisville	2	0-0	.000	0-0	.000	0-0	.000	0-1-1	0	0	0	0	0	0
EASTERN MICHIGAN	11	0-3	.000	0-3	.000	2-2	1.000	1-3-4	0	2	0	0	0	2
at Vanderbilt	1	0-0	.000	0-0	.000	0-0	.000	0-0-0	1	0	0	0	0	0
TEXAS A&M	1	0-0	.000	0-0	.000	0-0	.000	0-0-0	0	0	0	0	0	0
TENNESSEE	7	0-0	.000	0-0	.000	0-0	.000	0-0-0	0	0	0	0	0	0
at Auburn	10	3-3	1.000	0-0	.000	0-0	.000	1-2-3	2	0	1	1	0	6
at Alabama	14	1-2	.500	0-0	.000	0-0	.000	1-2-3	2	2	0	0	0	2
LSU	14	1-1	1.000	0-0	.000	0-0	.000	0-1-1	3	0	1	0	0	2
at Ole Miss	15	1-3	.333	0-1	.000	0-0	.000	0-2-2	3	1	0	0	0	2
at Texas A&M	13	0-0	.000	0-0	.000	2-2	1.000	1-0-1	1	1	1	0	0	2
SOUTH CAROLINA	11	0-0	.000	0-0	.000	0-0	.000	0-2-2	0	2	2	0	0	0
AUBURN	20	1-3	.333	1-2	.500	0-0	.000	1-2-3	1	2	1	0	1	3
at Florida	15	1-2	.500	1-2	.500	1-2	.500	0-1-1	2	1	1	0	0	4
at Tennessee	Start 22	3-4	.750	1-1	1.000	4-4	1.000	2-2-4	4	0	1	0	1	11
VANDERBILT	16	1-2	.500	1-1	1.000	0-0	.000	0-3-3	1	1	1	0	0	3
MISSOURI	9	0-2	.000	0-2	.000	0-0	.000	0-0-0	2	0	0	0	0	0
MISSISSIPPI STATE	21	4-5	.800	0-0	.000	1-2	.500	2-2-4	1	3	3	0	1	9
at Arkansas	21	1-2	.500	0-0	.000	4-4	1.000	0-1-1	2	0	2	0	0	6
at Georgia	18	0-2	.000	0-2	.000	1-2	.500	3-1-4	4	1	2	0	0	1
FLORIDA	13	2-2	1.000	0-0	.000	0-0	.000	1-1-2	0	2	1	0	0	4
VANDERBILT (SEC)	11	0-2	.000	0-0	.000	0-0	.000	1-1-2	3	1	0	0	0	0
at Robert Morris (NIT)														




Polson's Career Stats

Year	GP-S	Min.-Avg.	FG-A	Pct.	3FG-A	Pct.	FT-A	Pct.	Reb.-Avg.	PF-D	A	TO	Blk	Stl	Pts.-Avg.
2010-11	17-0	31-1.8	1-7	.143	0-1	.000	4-4	1.000	2-0.1	2-0	0	3	0	0	6-0.4
2011-12	11-0	31-2.8	0-2	.000	0-1	.000	1-4	.250	4-0.4	4-0	1	5	0	2	1-0.1
2012-13	32-1	426-13.3	32-63	.508	6-21	.286	21-28	.750	54-1.7	46-0	32	24	1	10	91-2.8
TOTAL	60-1	488-8.1	33-72	.458	6-23	.261	26-36	.722	60-1.0	52-0	33	32	1	12	98-1.6

Polson's Postseason Career Stats

Year	GP-S	Min.-Avg.	FG-A	Pct.	3FG-A	Pct.	FT-A	Pct.	Reb.-Avg.	PF-D	A	TO	Blk	Stl	Pts.-Avg.
SEC Tour.	3-0	13-4.3	0-2	.000	0-0	.000	0-0	.000	2-0.7	3-0	1	0	0	0	0-0.0
NCAA Tour.	1-0	0-0.0	0-0	.000	0-0	.000	0-0	.000	0-0.0	0-0	0	0	0	0	0-0.0
NIT	0-0	0-0.0	0-0	.000	0-0	.000	0-0	.000	0-0.0	0-0	0	0	0	0	0-0.0
TOTAL	4-0	13-3.3	0-2	.000	0-0	.000	0-0	.000	2-0.5	3-0	1	0	0	0	0-0.0

KENTUCKY BASKETBALL PLAYER BIOS



Alex Poythress

22

6-7 • 239 • Fr.
Clarksville, Tenn.
(Northeast)
@AlextheGreat22

Season Update: SEC Freshman of the Week (11/19) ... Freshman All-SEC ... Tallied nine points and career-high 12 rebounds in win over Florida ... Recorded 16 points and eight rebounds in win over Mississippi State ... Posted 21 points and seven rebounds in career-high 40 minutes against Missouri ... Grabbed nine rebounds in win over South Carolina ... Was 5-of-6 from the free throw line in win at Texas A&M ... Scored 15 points, while grabbing seven rebounds in win at Ole Miss ... Tallied first career 20-10 game against LSU with 20 points and a career-high 12 rebounds ... Posted 12 points and seven rebounds in win at Auburn ... Scored 10 points while grabbing eight rebounds in 24 minutes against Tennessee ... Totaled 12 points and six rebounds in 21 minutes against Texas A&M ... Posted seven points, six rebounds in SEC debut at Vanderbilt ... Tallied 16 points and five boards against Eastern Michigan ... Logged nine points and nine rebounds in win over Marshall ... Recorded game-high 15 points to go with six rebounds and two blocks against Portland ... Totaled 16 points and eight rebounds in win over Samford ... Had 13 points and a career-high two blocks vs. Baylor ... Became first Wildcat to have four-straight 20-point games since Jodie Meeks in the 2008-09 season ... First UK freshman to record four-straight 20-point games since Dwight Anderson in 1978-79 season ... Tied career-high 22 points against LIU Brooklyn while grabbing a career-high nine rebounds ... Tallied 20 points, including 8-8 from the FT line, and eight rebounds against Morehead State ... Scored a career-high 22 points against Lafayette ... Posted career highs in points (20), rebounds (7) and minutes played (37) against Duke ... In collegiate debut against Maryland, tallied eight points and seven rebounds.

SEASON/CAREER HIGHS

Points

Season 22, twice
Career 22, twice

Rebounds

Season 12, twice
Career 12, twice

Field Goals

Season 9, three times
Career 9, three times

Field Goal Attempts

Season 12, twice
Career 12, twice

Three-Point Field Goals

Season 2, vs. Samford (12/4/12)
Career 2, vs. Samford (12/4/12)

Three-Point Attempts

Season 3, vs. Samford (12/4/12)
Career 3, vs. Samford (12/4/12)

Free Throws

Season 8, twice
Career 8, twice

Free Throw Attempts

Season 10, twice
Career 10, twice

Assists

Season 3, at Georgia (3/7/13)
Career 3, at Georgia (3/7/13)

Steals

Season 1, six times
Career 1, six times

Blocked Shots

Season 2, twice
Career 2, twice

Minutes Played

Season 40, vs. Missouri (2/23/13)
Career 40, vs. Missouri (2/23/13)

MISCELLANEOUS 2012-13 CAR

Dunks	31	31
Double-Figure Scoring Games	16	16
Double-Figure Rebounding Games	2	2
Games With Double-Double	1	1
Games Led UK in Scoring	4	4
Games Led UK in Rebounding	5	5
Games Led UK in Assists	3	3
Games With 3+ Assists	1	1
Games With 3+ Blocks	0	0
Games With 3+ Steals	0	0
Games With 3+ Three-Pointers	0	0

2012-13 Poythress Game-by-Game

Opponent	Min	FG-A	Pct	3PT-A	Pct	FT-A	Pct	O-D-T	PF	A	TO	BS	ST	Pts
vs. Maryland [Bklyn]	Start23	3-8	.375	0-0	.000	2-4	.500	4-3-7	4	0	3	0	0	8
vs. Duke [Atlanta]	Start37	9-12	.750	1-2	.500	1-2	.500	5-3-8	2	0	2	0	0	20
LAFAYETTE	Start23	9-10	.900	0-0	.000	4-5	.800	1-4-5	0	0	2	1	1	22
MOREHEAD STATE	Start38	6-12	.500	0-0	.000	8-8	1.000	3-5-8	1	0	2	0	0	20
LIU BROOKLYN	Start29	9-11	.818	0-0	.000	4-6	.667	0-9-9	4	1	2	0	0	22
at Notre Dame	Start23	1-1	1.000	0-0	.000	1-3	.333	0-2-2	4	1	3	1	0	3
BAYLOR	Start34	6-10	.600	1-2	.500	0-1	.000	5-1-6	2	2	5	2	1	13
SAMFORD	Start27	7-9	.778	2-3	.667	0-0	.000	2-6-8	2	1	5	1	0	16
PORTLAND	Start29	6-8	.750	1-2	.500	2-4	.500	1-5-6	1	0	3	2	0	15
LIPSCOMB	Start25	2-8	.250	0-2	.000	7-10	.700	2-2-4	2	0	2	0	0	11
MARSHALL	Start21	3-5	.600	0-0	.000	3-4	.750	5-4-9	5	1	2	1	0	9
at Louisville	15	2-4	.500	1-2	.500	2-6	.333	1-4-5	2	0	2	0	0	7
EASTERN MICHIGAN	Start23	5-8	.625	0-2	.000	6-8	.750	2-3-5	3	1	2	0	0	16
at Vanderbilt	Start23	2-3	.667	0-1	.000	3-4	.750	0-6-6	5	0	4	1	0	7
TEXAS A&M	Start21	4-8	.500	1-1	1.000	3-3	1.000	3-3-6	0	1	0	0	0	12
TENNESSEE	Start24	3-5	.600	2-2	1.000	2-2	1.000	1-7-8	1	1	2	0	0	10
at Auburn	Start29	3-7	.429	0-0	.000	6-8	.750	3-4-7	1	0	3	0	1	12
at Alabama	Start15	2-3	.667	0-0	.000	2-2	1.000	1-4-5	5	0	2	0	0	6
LSU	Start30	6-9	.667	0-0	.000	8-10	.800	4-8-12	3	0	1	0	1	20
at Ole Miss	Start20	6-9	.667	1-2	.500	2-4	.500	1-6-7	4	0	1	0	0	15
at Texas A&M	Start27	0-3	.000	0-1	.000	5-6	.833	0-4-4	4	0	1	0	0	5
SOUTH CAROLINA	Start21	2-5	.400	0-0	.000	3-3	1.000	2-7-9	4	0	4	1	1	7
AUBURN	Start27	3-5	.600	0-1	.000	2-2	1.000	1-1-2	4	2	2	0	1	8
at Florida	Start29	1-9	.111	0-1	.000	3-5	.600	2-2-4	0	2	3	0	2	5
at Tennessee	20	2-4	.500	0-0	.000	0-1	.000	1-1-2	5	0	1	0	0	4
VANDERBILT	Start27	3-9	.333	0-1	.000	1-3	.333	1-3-4	2	0	0	0	0	7
MISSOURI	Start40	8-10	.800	1-1	1.000	4-6	.667	2-5-7	3	2	0	1	0	21
MISSISSIPPI STATE	Start28	7-11	.636	1-2	.500	1-2	.500	2-6-8	1	1	1	1	0	16
at Arkansas	Start17	3-3	1.000	1-1	1.000	2-2	1.000	1-3-4	5	1	3	0	0	9
at Georgia	Start19	1-3	.333	0-1	.000	2-3	.667	1-3-4	5	3	0	0	1	4
FLORIDA	Start32	4-7	.571	0-1	.000	1-2	.500	3-9-12	1	2	1	0	0	9
VANDERBILT (SEC)	Start29	2-3	.667	1-1	1.000	1-3	.333	2-2-4	2	0	0	1	0	6
at Robert Morris (NIT)														



Poythress' Career Stats

Year	GP-S	Min.-Avg.	FG-A	Pct.	3FG-A	Pct.	FT-A	Pct.	Reb.-Avg.	PF-D	A	TO	Blk	Stl	Pts.-Avg
2012-13	32-30	825-25.8	130-222	.586	14-32	.438	91-132	.689	197-6.2	87-6	21	64	13	9	365-11.4
TOTAL	32-30	825-25.8	130-222	.586	14-32	.438	91-132	.689	197-6.2	87-6	21	64	13	9	365-11.4

Poythress' Postseason Career Stats

Year	GP-S	Min.-Avg.	FG-A	Pct.	3FG-A	Pct.	FT-A	Pct.	Reb.-Avg.	PF-D	A	TO	Blk	Stl	Pts.-Avg
SEC Tour.	1-1	29-29.0	2-3	.667	1-1	1.000	1-3	.333	4-4.0	2-0	0	0	1	0	6-6.0
NIT	0-0	0-0.0	0-0	.000	0-0	.000	0-0	.000	0-0.0	0-0	0	0	0	0	0-0.0
TOTAL	1-1	29-29.0	2-3	.667	1-1	1.000	1-3	.333	4-4.0	2-0	0	0	1	0	6-6.0

KENTUCKY BASKETBALL PLAYER BIOS



**Kyle
Wiltjer**

33

6-10 • 239 • So.
Portland, Ore.
(Jesuit)
@kwiltj

Season Update: SEC Player of the Week (11/12) ... SEC Sixth Man of the Year ... Tallied 10 points, three rebounds in SEC Tournament vs. Vanderbilt ... Logged 12 points at Georgia ... Posted a team-high 18 points including a 6-of-6 showing from the free throw line in game at Tennessee ... Scored team-high 14 points in win over Auburn ... Hit a season-best 5-of-6 from the free throw line in win at Texas A&M including 2-of-2 in the overtime period ... Scored a game-high and career-high 26 points, while grabbing seven rebounds, dishing out three assists and tallying three steals in win at Ole Miss ... Posted game-high 14 points, while grabbing seven rebounds at Alabama ... Scored game-high 17 points while tying career-high with five assists in win at Auburn ... Tallied team-high 17 points while grabbing five rebounds in win over Tennessee ... Scored a game-high 17 points in win over Eastern Michigan ... Totaled 14 points on 4-of-7 shooting from 3-point range against Louisville ... Recorded his first-career double-double against Lipscomb with a game-high 23 points and a career-high 12 rebounds ... Tied his career-best with seven 3s against Lipscomb ... Posted 10 points, seven rebounds and four assists against Samford ... Dished out career-high five assists against LIU Brooklyn ... Scored a game-high 23 points against Lafayette, hitting 7-of-11 3-pointers, a career high in makes and attempts ... Tallied five points, three rebounds and a career-high four assists against Duke ... Led the Wildcats with a team-high 19 points in season opener against Maryland ... Hit career-high four 3s against the Terrapins, while also blocking a career-best three shots and grabbing six rebounds.

SEASON/CAREER HIGHS

Points

Season 26, at Ole Miss (1/29/13)
Career 26, at Ole Miss (1/29/13)

Rebounds

Season 12, vs. Lipscomb (12/15/12)
Career 12, vs. Lipscomb (12/15/12)

Field Goals

Season 10, at Ole Miss (1/29/13)
Career 10, at Ole Miss (1/29/13)

Field Goal Attempts

Season 19, at Ole Miss (1/29/13)
Career 19, at Ole Miss (1/29/13)

Three-Point Field Goals

Season 7, twice
Career 7, twice

Three-Point Attempts

Season 12, at Ole Miss (1/29/13)
Career 12, at Ole Miss (1/29/13)

Free Throws

Season 6, at Tennessee (2/16/13)
Career 7, vs. Loyola (12/22/11)

Free Throw Attempts

Season 6, twice
Career 8, vs. Loyola (12/22/11)

Assists

Season 5, twice
Career 5, twice

Steals

Season 3, at Ole Miss (1/29/13)
Career 3, at Ole Miss (1/29/13)

Blocked Shots

Season 3, twice
Career 3, three times

Minutes Played

Season 35, at Ole Miss (1/29/13)
Career 35, at Ole Miss (1/29/13)

2012-13 Wiltjer Game-by-Game

Opponent	Min	FG-A	Pct	3PT-A	Pct	FT-A	Pct	O-D-T	PF	A	TO	BS	ST	Pts
vs. Maryland [Brklyn]	Start24	6-9	.667	4-6	.667	3-4	.750	1-5-6	3	2	3	3	0	19
vs. Duke [Atlanta]	Start32	2-5	.400	1-2	.500	0-0	.000	1-2-3	2	4	0	0	0	5
LAFAYETTE	Start24	8-16	.500	7-11	.636	0-0	.000	0-4-4	0	2	0	0	0	23
MOREHEAD STATE	Start24	4-8	.500	1-5	.200	0-0	.000	1-3-4	3	0	2	1	0	9
LIU BROOKLYN	Start20	2-5	.400	1-4	.250	2-2	1.000	1-3-4	2	5	1	1	0	7
at Notre Dame	Start31	2-7	.286	0-4	.000	2-3	.667	2-3-5	2	0	2	0	2	6
BAYLOR	Start23	1-11	.091	1-9	.111	0-0	.000	1-1-2	2	0	0	0	0	3
SAMFORD	Start27	3-9	.333	1-5	.200	3-3	1.000	0-7-7	2	4	0	0	1	10
PORTLAND	Start22	5-8	.625	1-3	.333	1-1	1.000	0-3-3	0	2	2	0	1	12
LIPSCOMB	24	8-12	.667	7-9	.778	0-0	.000	5-7-12	2	2	1	0	1	23
MARSHALL	22	3-9	.333	2-5	.400	0-0	.000	2-3-5	1	0	0	0	0	8
at Louisville	19	4-7	.571	4-7	.571	2-2	1.000	0-3-3	1	1	3	0	0	14
EASTERN MICHIGAN	22	7-15	.467	3-6	.500	0-1	.000	2-3-5	1	2	1	1	0	17
at Vanderbilt	14	1-5	.200	0-2	.000	0-0	.000	1-0-1	3	1	1	0	0	2
TEXAS A&M	19	0-2	.000	0-1	.000	0-0	.000	0-2-2	0	0	1	0	0	0
TENNESSEE	26	6-10	.600	2-6	.333	3-4	.750	1-4-5	0	2	1	2	0	17
at Auburn	29	6-13	.462	3-6	.500	2-2	1.000	1-3-4	1	5	2	0	1	17
at Alabama	35	6-10	.600	1-2	.500	1-3	.333	2-5-7	1	2	3	0	1	14
LSU	23	3-8	.375	0-3	.000	2-2	1.000	2-1-3	1	1	2	0	0	8
at Ole Miss	35	10-19	.526	5-12	.417	1-2	.500	1-6-7	2	3	0	0	3	26
at Texas A&M	32	2-4	.500	1-2	.500	5-6	.833	0-5-5	2	2	6	3	0	10
SOUTH CAROLINA	24	1-4	.250	1-2	.500	2-2	1.000	1-5-6	4	0	3	0	0	5
AUBURN	22	4-11	.364	2-6	.333	4-4	1.000	1-2-3	1	2	2	0	1	14
at Florida	23	3-5	.600	1-2	.500	0-0	.000	2-0-2	0	0	1	0	0	7
at Tennessee	Start28	5-15	.333	2-5	.400	6-6	1.000	2-4-6	1	0	2	1	0	18
VANDERBILT	20	2-5	.400	1-2	.500	2-2	1.000	0-3-3	3	0	0	2	1	7
MISSOURI	18	0-2	.000	0-1	.000	4-6	.667	0-1-1	0	3	1	0	0	4
MISSISSIPPI STATE	21	1-7	.143	0-3	.000	0-0	.000	0-3-3	2	3	0	0	0	2
at Arkansas	21	2-5	.400	1-2	.500	0-0	.000	1-4-5	3	1	2	0	0	5
at Georgia	29	5-16	.313	2-11	.182	0-0	.000	0-4-4	2	1	0	0	0	12
FLORIDA	20	0-7	.000	0-3	.000	0-0	.000	2-2-4	1	0	0	0	0	0
VANDERBILT (SEC)	21	4-5	.800	0-1	.000	2-3	.667	2-1-3	0	0	0	0	0	10
at Robert Morris (NIT)														



Wiltjer's Career Stats

Year	GP-S	Min.-Avg.	FG-A	Pct.	3FG-A	Pct.	FT-A	Pct.	Reb.-Avg.	PF-D	A	TO	Blk	Stl	Pts.-Avg.
2011-12	40-0	462-11.6	71-162	.438	35-81	.432	22-27	.815	70-1.8	44-0	16	27	17	5	199-5.0
2012-13	32-10	774-24.2	116-274	.423	55-148	.372	47-58	.810	137-4.3	48-0	50	42	14	12	334-10.4
TOTAL	72-10	1236-17.2	187-436	.429	90-229	.393	69-85	.812	207-2.9	92-0	66	69	31	17	533-7.4

Wiltjer's Postseason Career Stats

Year	GP-S	Min.-Avg.	FG-A	Pct.	3FG-A	Pct.	FT-A	Pct.	Reb.-Avg.	PF-D	A	TO	Blk	Stl	Pts.-Avg.
SEC Tour.	3-0	35-11.7	5-8	.625	1-4	.250	2-3	.667	4-1.3	1-0	1	0	1	0	13-4.3
NIT	0-0	0-0.0	0-0	.000	0-0	.000	0-0	.000	0-0.0	0-0	0	0	0	0	0-0.0
TOTAL	3-0	35-11.7	5-8	.625	1-4	.250	2-3	.667	4-1.3	1-0	1	0	1	0	13-4.3

KENTUCKY BASKETBALL

MISCELLANEOUS KENTUCKY STATS

LEADING SCORER

Goodwin	11
Wiltjer	10
Mays	5
Poythress	4
Harrow	3
Cauley-Stein	2
Noel	1

LEADING REBOUNDER

Noel	19
Cauley-Stein	9
Poythress	6
Wiltjer	3
Goodwin	2
Mays	1

LEADER IN ASSISTS

Harrow	13
Goodwin	12
Mays	12
Noel	4
Polson	4
Cauley-Stein	3
Poythress	3
Wiltjer	2

CHARGES DRAWN

Opponents	39
Kentucky	16

Noel	5
Cauley-Stein	4
Poythress	3
Polson	2
Harrow	1
Wiltjer	1

CHARGES

Opponents	16
Kentucky	39

Goodwin	15
Poythress	7
Harrow	4
Noel	4
Cauley-Stein	3
Polson	3
Mays	2
Wiltjer	1

DUNKS

Opponents	68
Kentucky	159

Cauley-Stein	50
Noel	49
Poythress	32
Goodwin	24
Wiltjer	4

20-POINT SCORING GAMES

Opponents	17
Kentucky	17

Poythress	6
Goodwin	5
Wiltjer	3
Cauley-Stein	1
Harrow	1
Mays	1

30-POINT SCORING GAMES

Opponents	1
Kentucky	0

40-POINT SCORING GAMES

Opponents	1
Kentucky	0

TECHNICAL FOULS

Opponents	6
Kentucky	10

Cauley-Stein	3
Calipari	2
Goodwin	2
Harrow	1
Noel	1
Robic	1

FOULED OUT

Opponents	19
Kentucky	14

Poythress	6
Goodwin	3
Harrow	3
Cauley-Stein	2
Noel	1

FOUR-POINT PLAYS

Opponents	0
Kentucky	2

Goodwin	1
Mays	1

THREE-POINT PLAYS

Opponents	25
Kentucky	33

Goodwin	8
Poythress	8
Wiltjer	5
Noel	5
Cauley-Stein	2
Mays	2
Polson	2
Harrow	1

UK'S FIRST SUBSTITUTION

Wiltjer	17
Polson	7
Cauley-Stein	4
Mays	3
Poythress	3
Harrow	2

FORCED 5-SECOND CALLS

Opponents	1
Kentucky	2

Harrow	1
TEAM	1

SHOT CLOCK VIOLATIONS

Opponents	4
Kentucky	6

THREE-SECOND VIOLATIONS

Opponents	3
Kentucky	0

JUMP BALLS CONTROLLED

Opponents	12
Kentucky	22

Noel	15/25 (.600)
Cauley-Stein	7/9 (.778)

FIRST SCORE (3-POINTERS)

Opponents (3)	10
Kentucky (3)	22

Poythress (1)	6
Noel	5
Harrow (1)	4
Cauley-Stein	3
Goodwin	2
Mays	1
Wiltjer (1)	1

RUNS OF 10-0 OR BETTER

Opponents	11
Kentucky	19

LARGEST HALFTIME LEAD

31, 45-14 vs. Samford (12/4/12)

LARGEST SEC HALFTIME LEAD

23, 42-19 vs. Mississippi State (2/27/13)

LARGEST HALFTIME DEFICIT

24, 50-26 at Tennessee (2/16/13)

LARGEST SEC HALFTIME DEFICIT

24, 50-26 at Tennessee (2/16/13)

LARGEST UK LEAD

60, 101-41 vs. Lafayette (11/16/12)

LARGEST UK LEAD IN SEC

35, 85-50 vs. Mississippi State (2/27/13)

LARGEST UK DEFICIT

39, 86-47 at Tennessee (2/16/13)

LARGEST UK DEFICIT IN SEC

39, 86-47 at Tennessee (2/16/13)

LARGEST UK DEFICIT IN A WIN

13, 28-15 vs. Missouri (2/23/13)

LARGEST UK DEFICIT IN SEC WIN

13, 28-15 vs. Missouri (2/23/13)

LARGEST UK WIN

52, 90-38 vs. Eastern Michigan (1/2/13)

LARGEST UK WIN IN SEC

30, 85-55 vs. Mississippi State (2/27/13)

LARGEST UK DEFEAT

30, 88-58 at Tennessee (2/16/13)

LARGEST UK DEFEAT IN SEC

30, 88-58 at Tennessee (2/16/13)

MOST CONSECUTIVE UK PTS

27, vs. Lafayette (11/16/12)

MOST CONS. UK PTS TO OPEN GAME

9, at Texas A&M (2/2/13)

MOST CONSECUTIVE OPP PTS

18 by Vanderbilt (1/10/13)

MOST CONS. OPP PTS TO OPEN GAME

2 by Duke (11/13/12)

LONGEST WINNING STREAK

5 games (1/26/13 - 2/9/13)

CURRENT WINNING STREAK

n/a

LONGEST LOSING STREAK

2 games (2/12 - 2/19; 11/29 - 12/1)

LARGEST HOME CROWD

24,380 vs. Missouri (2/23/13)

LARGEST ROAD CROWD

22,810 at Louisville (12/29/12)

LARGEST NEUTRAL CROWD

22,847 vs. Duke (11/13/12)
Georgia Dome (Atlanta, Ga.)

Specialty Stats

PP - Points in the paint

POT - Points off turnovers

2nd - Second chance points

BP - Points off the bench

KENTUCKY-OPPONENT

Opponent	PP	POT	2nd	BP
Maryland	36-38	11-11	11-19	25-15
Duke	38-32	12-18	11-11	4-12
Lafayette	52-22	39-2	9-11	23-18
Morehead State	40-28	12-17	7-15	4-29
LIU Brooklyn	60-42	12-10	5-11	18-10
Notre Dame	26-26	6-13	7-8	12-14
Baylor	34-28	16-23	8-5	8-5
Samford	46-26	28-14	13-8	17-2
Portland	42-16	25-12	11-4	12-6
Lipscomb	46-22	26-13	20-7	41-12
Marshall	52-20	26-13	19-8	16-6
Louisville	28-44	14-19	16-13	21-15
E. Michigan	40-16	25-11	15-4	32-21
Vanderbilt	32-26	11-8	9-14	5-21
Texas A&M	34-30	22-12	18-15	8-6
Tennessee	32-30	11-12	9-5	26-23
Auburn	40-30	15-9	13-10	23-12
Aabama	32-32	5-11	10-11	16-18
LSU	46-32	14-20	14-14	10-14
Ole Miss	34-36	9-4	13-29	28-6
Texas A&M	24-38	13-17	9-14	12-11
South Carolina	42-18	8-16	8-8	20-16
Auburn	28-26	11-7	10-8	29-39
Florida	26-36	5-20	6-10	21-12
Tennessee	22-40	22-24	13-19	8-30
Vanderbilt	38-24	10-11	13-7	10-18
Missouri	42-50	17-17	14-15	4-12
Mississippi State	46-18	22-9	18-8	16-12
Arkansas	32-32	2-30	13-11	11-24
Georgia	30-22	19-10	11-3	17-22
Florida	36-24	14-4	13-6	4-8
Vanderbilt (SEC)	28-22	2-12	20-9	13-20
Kentucky Avg.	37.0	15.1	12.1	16.2
Opp. Avg.	28.0	13.4	10.6	15.5

Clutch Free Throws

(final three minutes of regulation and overtime in a six-point game)

INDIVIDUAL SEASON TOTALS

Player	FT-FTA	Pct.
Willie Cauley-Stein	2-8	.250
Archie Goodwin	7-11	.636
Ryan Harrow	3-4	.750
Julius Mays	19-23	.826
Nerlens Noel	1-2	.500
Jarrod Polson	2-2	1.000
Alex Poythress	9-11	.818
Kyle Wiltjer	7-8	.875
TEAM TOTAL	50-69	.725



THE LAST TIME...

INDIVIDUALS

SCORING

Scored 25 Points - Kyle Wiltjer (26) at Ole Miss, 1/29/13
Scored 30 Points - Brandon Knight (30) vs. West Virginia, 3/19/11

Scored 35 Points - Terrence Jones (35) vs. Auburn, 1/11/11

Scored 40 Points - Jodie Meeks (45) at Arkansas, 2/14/09

Scored 45 Points - Jodie Meeks (45) at Arkansas, 2/14/09

Scored 50 Points - Jodie Meeks (54) at Tennessee, 1/13/09

Two Players Had 20 Points - Julius Mays (24)/Alex Poythress (21) vs. Missouri, 2/23/13

Three Players Had 20 Points - DeMarcus Cousins (27)/John Wall (21)/Patrick Patterson (20) vs. Sam Houston State, 11/19/09

Two Players Had 30 Points - Patrick Patterson (33) and Jodie Meeks (32) vs. Tennessee State, 12/22/08

Scored 20 Points in Two Straight Games - Alex Poythress (4) 11/13/12 - 11/23/12

Scored 20 Points in Three Straight Games - Alex Poythress (4) 11/13/12 - 11/23/12

Scored 20 Points in Four Straight Games - Alex Poythress (4) 11/13/12 - 11/23/12

Scored 20 points in Five Straight Games - Jodie Meeks (9) 12/29/08 - 1/31/09

Scored 20 points in Six Straight games - Jodie Meeks (9) 12/29/08 - 1/31/09

Scored 20 points in Seven Straight games - Jodie Meeks (9) 12/29/08 - 1/31/09

Scored 20 points in Eight Straight games - Jodie Meeks (9) 12/29/08 - 1/31/09

Scored 20 points in Nine Straight games - Jodie Meeks (9) 12/29/08 - 1/31/09

Scored 20 points in 10 Straight games - Kevin Grevey (12) 12/20/74 - 1/27/75

Scored 20 points in 12 Straight games - Kevin Grevey (12) 12/20/74 - 1/27/75

Scored 25 Points in Three Straight Games - Tayshaun Prince vs. Ole Miss (26) 3/11/01; vs. Holy Cross (27) 3/15/01; vs. Iowa (31) 3/17/01

Scored 30 Points in Two Straight Games - Jodie Meeks vs. Appalachian State (46) 12/20/08; vs. Tennessee State (32) 12/22/08

Scored 30 Points in Three Straight Games - Dan Issel (6) vs. Florida (37) 2/14/70; vs. Georgia (40) 2/16/70; vs. LSU (51) 2/21/70; vs. Alabama (47) 2/23/70; vs. Vanderbilt (31) 2/28/70; vs. Auburn (42) 3/2/70

Scored in double figures in 10 straight Games - Darius Miller (10) 2/15/11 - 3/17/11

Scored in double figures in 15 straight Games - Brandon Knight (28) 11/30/10 - 3/13/11

Scored in double figures in 20 straight Games - Brandon Knight (28) 11/30/10 - 3/13/11

Scored in double figures in 25 straight Games - Brandon Knight (28) 11/30/10 - 3/13/11

Scored in double figures in 30 straight Games - Jodie Meeks (32) 11/14/08 - 3/12/09

Five Players Scored in Double Figures - Ryan Harrow (19), Alex Poythress (16), Willie Cauley-Stein (12), Archie Goodwin (11), Julius Mays (11) vs. Mississippi State, 2/27/13

Six Players Scored in Double Figures - Archie Goodwin (18), Alex Poythress (16), Nerlens Noel (13), Willie Cauley-Stein (12), Kyle Wiltjer (10), Julius Mays (10) vs. Samford 12/4/12

Seven Players Scored in Double Figures - Randolph Morris (17), Kelenna Azubuike (15), Patrick Sparks (14), Chuck Hayes (12), Rajon Rondo (11), Ravi Moss (10) and Ramel Bradley (10) vs. Mississippi State 2/19/05

Four Players with 15 or more points - Julius Mays (24), Alex Poythress (21), Archie Goodwin (18), Ryan Harrow (14) vs. Missouri, 2/23/13

DOUBLE-DOUBLES

Double-Double - Willie Cauley-Stein (10 points, 11 rebounds) at Georgia, 3/7/13

Triple-Double - Chris Mills (19 points, 10 rebounds, 10 assists) vs. Austin Peay, 12/27/88

20-10 Game - Alex Poythress (20 points, 12 rebounds) vs. LSU 1/26/13)

30-10 Game - Tayshaun Prince (33 points, 11 rebounds) vs. Tennessee State, 12/22/98

Back-to-back 20-10 Games - Patrick Patterson vs. Tennessee State (33 points, 11 rebounds) 12/22/08; vs. Florida Atlantic (27 points, 14 rebounds) 12/27/08

Double-Double in Points and Rebs - Willie Cauley-Stein (10 points, 11 rebounds) at Georgia, 3/7/13

Double-Double in Points and Assists - Marquis Teague (12 points, 10 assists) vs. Florida, 2/7/12

Double-Double in Points and Blocks - Never
Double-Double in Points and Steals - Never

Double-double in two consecutive games - Willie Cauley-Stein (13p, 10r) at Arkansas, 3/2/13; (10p, 11r) at Georgia (3/7/13)

Double-double in three consecutive games - Nerlens Noel (19p, 14 r) at Texas A&M, 2/2/13; (10p, 10r) vs. South Carolina (2/5/13); Nerlens Noel (10 points, 12 rebounds) vs. Auburn (2/9/13)

Double-double in four consecutive games - Anthony Davis (22p, 12 r) at Florida, 3/4/12; (12p, 14r) vs. LSU (3/9/12); (15p, 12r) vs. Florida (3/10/12); (12 p, 10 r) vs. Vanderbilt (3/11/12)

Double-double in five consecutive games - Anthony Davis (15p, 11 r) vs. Loyola, 12/1/11; (10p, 13r) vs. Lamar (11/26/11); vs. (18p, 10r) Louisville; (22 p, 16 r) vs. Arkansas-Little Rock (1/3/12) ; (12 p, 10 r) South Carolina (1/7/12)

Double-double in six consecutive games - DeMarcus Cousins (7) at Auburn (1/16/10), vs. Arkansas (1/23), at South Carolina (1/26), vs. Vanderbilt (1/30), vs. Ole Miss (2/2), at LSU (2/6), vs. Alabama (2/9)

Double-double in 10 consecutive games - Jim Andrews, 1972-73 season

Two players record double-doubles- Anthony Davis (12 points, 10 rebounds) & Terrence Jones (12 points, 10 rebounds) vs. Vanderbilt (3/11/12)

Three players record double-doubles- DeMarcus Cousins (19 points, 14 rebounds)/Patrick Patterson (19 points, 10 rebounds)/John Wall (18 points, 10 rebounds) at Mississippi State, 2/16/10

Four players record double-doubles- Jack Givens (30 points, 13 rebounds)/Kyle Macy (16 points, 10 assists)/Mike Phillips (22 points, 18 rebounds)/Rick Robey (23 points, 13 rebounds) vs. Southern Methodist, 11/26/77

Five players record double-doubles- Never

FIELD GOALS

Made 12 FG in a game - Terrence Jones (12) vs. Oklahoma, 11/22/10

Made 15 FG in a game - Jodie Meeks (17) at Arkansas, 2/14/09

Made 16 FG in a game - Jodie Meeks (17) at Arkansas, 2/14/09

Made 17 FG in a game - Jodie Meeks (17) at Arkansas, 2/14/09

Made 18 FG in a game - Melvin Turpin (18) vs. Georgia 3/8/84

Made 19 FG in a game - Dan Issel (19) vs. Alabama 2/23/70

Made 20 FG in a game - Dan Issel (23) vs. Ole Miss 2/7/70

Made 21 FG in a game - Dan Issel (23) vs. Ole Miss 2/7/70

Made 22 FG in a game - Dan Issel (23) vs. Ole Miss 2/7/70

Made 23 FG in a game - Dan Issel (23) vs. Ole Miss 2/7/70

Attempted 17 FG in a game - Kyle Wiltjer (19) at Ole Miss (1/29/13)

Attempted 18 FG in a game - Kyle Wiltjer (19) at Ole Miss (1/29/13)

Attempted 19 FG in a game - Kyle Wiltjer (19) at Ole Miss (1/29/13)

Attempted 20 FG in a game - Brandon Knight (23) vs. UConn, 4/2/11

Attempted 25 FG in a game - Jodie Meeks (27) vs. VMI, 11/14/08

THREE-POINTERS

Made 5 3-pointers in a game - Kyle Wiltjer (5) at Ole Miss, 1/29/13

Made 6 3-pointers in a game - Kyle Wiltjer (7) vs. Lipscomb, 12/15/12

Made 7 3-pointers in a game - Kyle Wiltjer (7) vs. Lipscomb, 12/15/12

Made 8 3-pointers in a game - Eric Bledsoe (8) vs. East Tennessee State (NCAA Tournament), 3/18/10

Made 9 3-pointers in a game - Jodie Meeks (10) at Tennessee, 1/13/09

Made 10 3-pointers in a game - Jodie Meeks (10) at Tennessee, 1/13/09

Made 11 3-pointers in a game - Never

Attempted 10 3-pointers in a game - Kyle Wiltjer (11) at Georgia, 3/7/13

Attempted 15 3-pointers in a game - Jodie Meeks (15) at Tennessee, 1/13/09

Attempted 16 3-pointers in a game - Derrick Miller (16) vs. LSU 2/15/90
Attempted 17 3-pointers in a game - Derrick Miller (19) vs. Kansas 12/6/89
Attempted 18 3-pointers in a game - Derrick Miller (19) vs. Kansas 12/6/89
Attempted 19 3-pointers in a game - Derrick Miller (19) vs. Kansas 12/6/89

Made a 3-pointer in 10 straight games - Julius Mays (18), 12/29/12-3/2/13
Made a 3-pointer in 15 straight games - Julius Mays (18), 12/29/12-3/2/13
Made two 3-pointers in 10 straight games - Jodie Meeks (16), 12/3/08-1/31/09
Made three 3-pointers in 10 straight games - Gerald Fitch (20) 1/14/03-3/23/03
Made three 3-pointers in 15 straight games - Gerald Fitch (20) 1/14/03-3/23/03
Made three 3-pointers in 20 straight games - Gerald Fitch (20) 1/14/03-3/23/03
Made three 3-pointers in 25 straight games - Keith Bogans (29) 3/14/02-2/26/03

FREE THROWS

Made 8 FT in a game - Julius Mays (8) vs. Missouri, 2/23/13
Made 9 FT in a game - Archie Goodwin (12) at Ole Miss, 1/29/13
Made 10 FT in a game - Archie Goodwin (12) at Ole Miss, 1/29/13
Made 11 FT in a game - Archie Goodwin (12) at Ole Miss, 1/29/13
Made 12 FT in a game - Archie Goodwin (12) at Ole Miss, 1/29/13
Made 13 FT in a game - Jodie Meeks (14) at Tennessee, 1/13/09
Made 14 FT in a game - Jodie Meeks (14) at Tennessee, 1/13/09
Made 15 FT in a game - Rodrick Rhodes (16) vs. Ole Miss 1/18/95
Made 16 FT in a game - Rodrick Rhodes (16) vs. Ole Miss 1/18/95
Made 17 FT in a game - Dwight Anderson (18) vs. Mississippi State 2/12/79
Made 18 FT in a game - Dwight Anderson (18) vs. Mississippi State 2/12/79

Attempted 10 FT in a game - Archie Goodwin (12) vs. Florida (3/9/13)
Attempted 15 FT in a game - Archie Goodwin (17) vs. Morehead State (11/21/12)
Attempted 20 FT in a game - Heshimu Evans (20) vs. Ole Miss 3/5/99

REBOUNDS

15 Rebs - Nerlens Noel (16) vs. Baylor, 12/1/12
16 Rebs - Nerlens Noel (16) vs. Baylor, 12/1/12
20 Rebs - Jared Prickett (20) vs. Arkansas 2/9/94
25 Rebs - Mike Phillips (28) vs. Tennessee 1/10/76
30 Rebs - Cotton Nash (30) vs. Ole Miss 2/8/64
34 Rebs - Bob Burrow (34) vs. Temple 12/10/55

10+ Rebs in three consecutive games - Nerlens Noel (3) at 2/2/13-2/9/13
10+ Rebs in four consecutive games - Anthony Davis (5) at 3/17/12-4/2/12
10+ Rebs in five consecutive games - Anthony Davis (5) at 3/17/12-4/2/12
10+ Rebs in six consecutive games - DeMarcus Cousins (9) at 1/16/10 - 2/16/10
10+ Rebs in seven consecutive games - DeMarcus Cousins (9) 1/16/10 - 2/16/10
10+ Rebs in eight consecutive games - DeMarcus Cousins (9) 1/16/10 - 2/16/10

10+ Rebs in nine consecutive games - DeMarcus Cousins (9) 1/16/10 - 2/16/10
Two players had 10 rebounds - Nerlens Noel (13), Willie Cauley-Stein (11) vs. Eastern Michigan (1/2/13)
Three players had 10 rebounds - Michael Kidd-Gilchrist (19), Terrence Jones (11), Anthony Davis (10) vs. Louisville (12/31/11)

ASSISTS

8 Assists - Ryan Harrow (8) at Auburn, 1/19/13
9 Assists - Archie Goodwin (9) vs. LIU Brooklyn, 11/23/12
10 Assists - Julius Mays (10) vs. Lafayette, 11/16/12
11 Assists - John Wall (11) vs. E. Tennessee St., 3/18/10
12 Assists - John Wall (16) vs. Hartford, 12/29/09
13 Assists - John Wall (16) vs. Hartford, 12/29/09
14 Assists - John Wall (16) vs. Hartford, 12/29/09
15 Assists - John Wall (16) vs. Hartford, 12/29/09
16 Assists - John Wall (16) vs. Hartford, 12/29/09

5+ Assists in Four Consecutive Games - John Wall (7) (2/27/10 to 3/27/10)
8+ Assists in Two Consecutive Games - Marquis Teague (3) (2/7/12 to 2/18/12)

BLOCKS

4 Blocks - Willie Cauley-Stein (4) vs. Florida, 3/9/13
5 Blocks - Willie Cauley-Stein (7) vs. Missouri, 2/23/13
6 Blocks - Willie Cauley-Stein (7) vs. Missouri, 2/23/13
7 Blocks - Willie Cauley-Stein (7) vs. Missouri, 2/23/13
8 Blocks - Nerlens Noel (12) at Ole Miss, 1/29/13
9 Blocks - Nerlens Noel (12) at Ole Miss, 1/29/13
10 Blocks - Nerlens Noel (12) at Ole Miss, 1/29/13
11 Blocks - Nerlens Noel (12) at Ole Miss, 1/29/13
12 Blocks - Nerlens Noel (12) at Ole Miss, 1/29/13

STEALS

5 Steals - Nerlens Noel (6) vs. Baylor, 12/1/12
6 Steals - Nerlens Noel (6) vs. Baylor, 12/1/12
7 Steals - Rajon Rondo (8) vs. Mississippi State, 2/19/05
8 Steals - Rajon Rondo (8) vs. Mississippi State, 2/19/05

MINUTES

Played every minute - Anthony Davis (40) vs. Iowa State, 3/17/12
Played 40+ minutes - Julius Mays (44)/Ryan Harrow (41)/Alex Poythress (40) vs. Missouri, 2/23/13
Played over 50 minutes - Patrick Patterson (50) vs. Vanderbilt, 1/12/08

FOULS

Technical Foul - Willie Cauley-Stein/Ryan Harrow vs. Vanderbilt, 2/20/13

Fouled Out - Archie Goodwin/Ryan Harrow/Alex Poythress at Georgia, 3/7/13
Two Players Fouled Out - Archie Goodwin/Ryan Harrow/Alex Poythress at Georgia, 3/7/13
Three Players Fouled Out - Archie Goodwin/Ryan Harrow/Alex Poythress at Georgia, 3/7/13
Four Players Fouled Out - Terrence Jones, Josh Harrellson, Brandon Knight, Eloy Vargas, at UNC 12/4/10

TEAM

Started four freshmen - Willie Cauley-Stein, Archie Goodwin, Nerlens Noel, Alex Poythress vs. Tennessee, 1/15/13
Started five freshmen - never

Scored 90 or More Points - 90 vs. Missouri, 2/23/13 (W, 90-83, OT)
Scored 90 or More Points (SEC Game) - 90 vs. Missouri, 2/23/13 (W, 90-83, OT)

Scored 100 or More Points - 104 vs. LIU Brooklyn, 11/23/12 (W, 104-75)
Scored 100 or More Points (SEC Game) - 101 vs. Arkansas, 1/23/10 (W, 101-70)

Scored 110 or More Points - 115 vs. Tennessee State [NCAA First round], 12/30/02 (W, 115-87)
Scored 110 or More Points (SEC Game) - 120 vs. Vanderbilt, 2/7/96 (W, 120-81)

Scored 120 or More Points - 120 vs. Vanderbilt, 2/7/96 (W, 120-81)
Scored 120 or More Points (SEC Game) - 120 vs. Vanderbilt, 2/7/96 (W, 120-81)

Scored 130 or More Points - 143 vs. Georgia, 2/27/56 (W, 143-66)
Scored 140 or More Points - 143 vs. Georgia, 2/27/56 (W, 143-66)

Scored 150 or More Points - Never

Scored Less than 50 Points - 48 vs. Vanderbilt, 3/15/13 (L, 64-48)

Allowed 90 or More Points -90 by Indiana, 3/23/12 (W, 102-90)
Allowed 90 or More Points (SEC Game) - 90 by Georgia, 3/4/09 (L, 90-85)

Allowed 100 or More Points - 111 by VMI, 11/14/08 (L, 111-103)
Allowed 100 or More Points (SEC Game) - 101 by Arkansas, 2/10/93 (L, 101-94)

Allowed Less Than 50 Points - 38 vs. Eastern Michigan 1/2/13, (W, 90-38)
Allowed Less Than 50 Points (SEC) - 49 vs. Georgia 3/1/12, (W, 79-49)

Shot 70% from the field - .722 vs. Mississippi St., 2/15/86
Shot 65% from the field - .677 vs. LIU Brooklyn, 11/23/12

Shot 30% or less from the field - .296 vs. Baylor, 12/1/12

Allowed 50% shooting - .500 vs. Vanderbilt, 3/15/13
Allowed 60% shooting - .640 by Florida, 3/4/07
Allowed 20% or less shooting - .200 by Central Arkansas, 11/6/07 (10-50)
Allowed 30% or less shooting - .288 vs. South Carolina 2/5/13 (17-59)
Held opponent to zero 3-pointers - at Auburn, 1/19/13 (0-15)

Shot 90% or Better from Free Throw Line - 94.6 (35-37) vs. Indiana (3/23/12)
Shot 100% from Free Throw Line - 11-11 vs. Florida, 2/7/12
Shot 50% or Less from Free Throw Line - .500 vs. Vanderbilt, 3/15/13 (8-16)

Attempted 40 FT - vs. Morehead State (31-41) 11/21/12

Attempted five or less FT - vs. South Carolina (4)
1/21/06

Made 30 FT - 32 vs. Louisville (32-43) 12/31/10

Hit 10 3-pointers - 10 vs. E. Michigan, 1/2/13 (10-26)

Hit 11 3-pointers - 11 vs. Lafayette, 11/16/12 (11-19)

Hit 12 3-pointers - 15 vs. Georgia, 3/1/12 (15-27)

Hit 13 3-pointers - 15 vs. Georgia, 3/1/12 (15-27)

Hit 14 3-pointers - 15 vs. Georgia, 3/1/12 (15-27)

Hit 15 3-pointers - 15 vs. Georgia, 3/1/12 (15-27)

Hit 16 3-pointers - 16 vs. UNC-Asheville, 12/23/96 (16-33)

Hit 17 3-pointers - 20 vs. LSU, 3/4/95 (20-35)

Hit 18 3-pointers - 20 vs. LSU, 3/4/95 (20-35)

Hit 19 3-pointers - 20 vs. LSU, 3/4/95 (20-35)

Hit 20 3-pointers - 20 vs. LSU, 3/4/95 (20-35)

Hit 21 3-pointers - 21 vs. North Carolina, 12/27/89 (21-48)

Hit 22 3-pointers - Never

Scored 100 Points in Two Consecutive Games - 103

vs. Wake Forest, 3/25/93 (W, 103-69) and 106 vs.

Florida State, 3/27/93 (W, 106-81)

Scored 100 Points in Three Consecutive Games - 114

vs. Portland State 12/16/77 (W, 114-88), 102 vs. St.

John's 12/17/77 (W, 102-72), and 104 vs. Iona 12/23/77

(W, 104-65)

Scored 100 Points in Consecutive SEC Games -

143 vs. Georgia 2/27/56 (W, 143-66) and 101 vs.

Tennessee 3/3/56 (W, 101-77)

Won game by 50 points or more - 52 vs. Eastern

Michigan (W, 90-38) 1/2/13

Won game by 60 points or more - 62 vs. Vanderbilt (W,

106-44) 3/5/03

Won game by 70 points or more - 74 vs. Tennessee-

Martin (W, 124-50) 11/26/94

Lost game by 30 points or more - 30 at Tennessee (L,

88-58) 2/16/13

Lost game by 40 points or more - 41 at Vanderbilt (L,

93-52) 2/12/08

Lost game by 50 points or more - 55 at Kansas (L, 150-

95) 12/9/89

Lost game by 60 points or more - 70 vs. Central (L,

87-17) 1/28/1910

Lost game by 70 points or more - 70 vs. Central (L,

87-17) 1/28/1910

Game decided by one point - at Indiana, 12/10/11 (L,

73-72)

Game decided by two points - at Vanderbilt, 1/10/13

(W, 60-58)

Game decided by three points - at Louisville, 12/29/12

(L, 80-77)

Two consecutive games decided by one point - vs.

North Carolina (W, 73-72) 12/3/11 and at Indiana (L,

73-72) 12/10/11

Three consecutive games decided by one point - Never

Two consecutive games decided by two points - at Ole

Miss (L, 71-69) 2/1/11 and Florida (L, 70-68) 2/5/11

Came back from 18-point deficit for win - W, 72-70 vs.

Miami Univ. (11/16/09); Trailed 36-18 (7:04 in 1st)

Came back from 19-point deficit for win - W, 80-77 vs.

Florida (3/2/94); Trailed 33-14 (7:00 in 1st)

Came back from 20-point deficit for win - W, 99-95 at

LSU (2/15/94); Trailed 68-37 (15:34 in 2nd)

Came back from 30-point deficit for win - W, 99-95 at

LSU (2/15/94); Trailed 68-37 (15:34 in 2nd)

Came back from 31-point deficit for win - W, 99-95 at

LSU (2/15/94); Trailed 68-37 (15:34 in 2nd)

Pulled down 50 rebounds - 52 (13-39) vs. Eastern

Michigan, 1/2/13

Pulled down 55 rebounds - 57 (20-37) vs. Louisville,

12/31/11

Pulled down 60 rebounds - 62 (19-43) vs. Morehead

State, 12/16/96

Played an Overtime Game - vs. Missouri, 2/23/13,

(W, 90-83, ot)

Won an Overtime Game - at Texas A&M, 2/2/13,

(W, 72-68, ot)

Played an SEC Overtime Game - at Texas A&M, 2/2/13,

(W, 72-68, ot)

Won an SEC Overtime Game - at Texas A&M, 2/2/13,

(W, 72-68, ot)

Lost an Overtime Game - at Arkansas, 2/23/11,

(L, 77-76, ot)

Lost an SEC Overtime Game - at Arkansas, 2/23/11,

(L, 77-76, ot)

Played Two Overtimes - vs. Vanderbilt, 1/12/08

(W, 79-73, 2ot)

Played Three Overtimes - vs. Temple 12/7/57 (W, 85-83)

Played Four Overtimes - Never played four overtime

game

Played consecutive games that went to overtime -

12/9/78 vs. Kansas (W, 67-66) and 12/16/78 vs. Indiana

(L, 68-67)

KENTUCKY BASKETBALL



Official Basketball Box Score -- Game Totals -- Final Statistics
Blue vs White
10-24-12 7 p.m. at Rupp Arena - Lexington, KY

Blue 89 • 0-0

#	Player	Total		3-Ptr		Rebounds			PF	TP	A	TO	Bk	Stl	Min
		FG-FGA	FG-FGA	FT-FTA	Off Def Tot	PF	TP	A TO Bk Stl							
15	Cauley-Stein, Willie	f	5-7	0-0	1-2	1	2	3	1	11	2	2	3	1	20
04	Hood, Jon	g	8-15	1-4	0-0	1	2	3	1	17	5	3	0	1	40
05	Polson, Jarrod	g	6-10	1-3	0-0	0	6	6	4	13	3	2	0	1	40
11	Beckham, Twany	g	0-0	0-0	0-0	0	1	1	2	0	0	0	0	2	11
34	Mays, Julius	g	5-8	2-4	1-1	1	1	2	0	13	1	0	0	2	20
03	Noel, Nerlens	g	2-3	0-0	1-2	0	3	3	3	5	0	0	4	1	20
12	Harrow, Ryan	g	6-10	0-0	0-0	0	1	1	1	12	2	0	0	1	11
21	Lanter, Tod	g	2-5	1-4	1-3	2	1	3	3	6	0	1	0	0	29
33	Wiltjer, Kyle	g	5-10	0-4	2-3	1	3	4	3	12	0	1	0	0	9
	Team				0	1									
	Totals		39-68	5-19	6-11	6	21	27	18	89	13	9	7	9	200

FG % 1st Half: 20-31 64.5% 2nd half: 19-37 51.4% Game: 39-68 57.4% Deadball Rebounds 1
 3FG % 1st Half: 4-9 44.4% 2nd half: 1-10 10.0% Game: 5-19 26.3%
 FT % 1st Half: 2-3 66.7% 2nd half: 4-8 50.0% Game: 6-11 54.5%

White 88 • 0-0

#	Player	Total		3-Ptr		Rebounds			PF	TP	A	TO	Bk	Stl	Min
		FG-FGA	FG-FGA	FT-FTA	Off Def Tot	PF	TP	A TO Bk Stl							
03	Noel, Nerlens	f	2-4	0-0	0-0	2	3	5	0	4	0	1	3	2	20
22	Poythress, Alex	f	9-19	1-2	6-10	3	3	6	3	25	1	3	1	0	40
33	Wiltjer, Kyle	f	6-8	1-1	3-4	1	4	5	1	16	1	1	0	0	31
10	Goodwin, Archie	g	11-22	2-3	8-9	5	4	9	6	32	3	4	0	1	40
12	Harrow, Ryan	g	4-9	0-1	0-1	1	2	3	2	8	4	2	0	1	29
15	Cauley-Stein, Willie	g	1-4	0-0	1-1	3	6	9	1	3	0	1	2	1	20
34	Mays, Julius	g	0-4	0-2	0-0	0	3	3	0	0	4	0	0	0	20
	Team				2	2	4								
	Totals		33-70	4-9	18-25	17	27	44	13	88	13	12	6	5	200

FG % 1st Half: 16-33 48.5% 2nd half: 17-37 45.9% Game: 33-70 47.1% Deadball Rebounds 6
 3FG % 1st Half: 1-3 33.3% 2nd half: 3-6 50.0% Game: 4-9 44.4%
 FT % 1st Half: 5-6 83.3% 2nd half: 13-19 68.4% Game: 18-25 72.0%

Officials: John Hampton, Anthony Jordan, Mike Nance
 Technical fouls: Blue-None. White-None.
 Attendance: 12016

Score by periods	1st	2nd	Total
Blue	46	43	89
White	38	50	88



Official Basketball Box Score -- Game Totals -- Final Statistics
Northwood vs Kentucky
11/1/12 7:00pm at Rupp Arena - Lexington, KY

Northwood 61

#	Player	Total		3-Ptr		Rebounds			PF	TP	A	TO	Bk	Stl	Min
		FG-FGA	FG-FGA	FT-FTA	Off Def Tot	PF	TP	A TO Bk Stl							
04	O'Keefe, Dan	f	0-4	0-2	0-0	2	2	4	4	0	2	2	0	1	34
21	Doumbe, Masse	f	9-17	4-8	3-4	4	3	7	4	25	0	3	0	3	38
35	Agne, Thierno	f	1-7	0-4	0-0	3	2	5	3	2	0	2	0	0	25
02	Davis, Tyrone	g	3-5	1-1	0-1	1	1	2	4	7	2	2	0	1	27
23	James, Ra'Shad	g	5-19	0-5	0-0	1	4	5	1	10	1	3	0	2	28
00	Newton, Mike	g	2-7	1-3	0-0	1	0	1	4	5	0	2	0	1	16
05	Owens, Jerrod	g	0-1	0-1	0-0	0	1	1	0	0	0	0	0	0	5
10	Parks, Tracy	g	3-7	0-3	0-0	0	0	0	0	6	0	2	0	1	14
14	Anderson, Austin	g	0-0	0-0	0-0	0	0	0	0	0	0	0	0	0	2
15	McDuffie, Kevin	g	2-2	2-2	0-0	0	0	0	0	6	0	1	0	0	9
32	Derland, Texas	g	0-0	0-0	0-2	0	0	0	0	0	1	0	1	0	2
	Team				5	0	5								
	Totals		25-69	8-29	3-7	17	13	30	21	61	6	18	1	9	200

FG % 1st Half: 11-34 32.4% 2nd half: 14-35 40.0% Game: 25-69 36.2% Deadball Rebounds 1
 3FG % 1st Half: 3-18 16.7% 2nd half: 5-11 45.5% Game: 8-29 27.6%
 FT % 1st Half: 0-1 0.0% 2nd half: 3-6 50.0% Game: 3-7 42.9%

Kentucky 93

#	Player	Total		3-Ptr		Rebounds			PF	TP	A	TO	Bk	Stl	Min
		FG-FGA	FG-FGA	FT-FTA	Off Def Tot	PF	TP	A TO Bk Stl							
03	Noel, Nerlens	f	8-9	0-0	1-2	4	7	11	2	17	0	2	4	0	28
22	Poythress, Alex	f	4-7	1-1	2-5	2	5	7	4	11	2	4	0	0	28
33	Wiltjer, Kyle	f	5-8	2-3	0-0	1	0	1	1	12	0	1	1	1	23
10	Goodwin, Archie	g	7-12	1-2	7-8	1	3	4	0	22	5	5	3	0	30
12	Harrow, Ryan	g	5-9	0-1	5-6	1	2	3	3	15	5	2	0	4	24
04	Hood, Jon	g	1-1	0-0	0-0	0	1	1	2	2	0	0	0	0	3
05	Polson, Jarrod	g	0-0	0-0	0-0	0	0	0	0	0	1	0	0	0	4
13	Malone, Sam	g	0-1	0-0	0-0	0	0	0	0	0	0	0	0	0	2
15	Cauley-Stein, Willie	g	3-4	0-0	2-4	3	6	9	0	8	0	2	2	3	27
21	Lanter, Tod	g	0-0	0-0	0-0	0	0	0	0	0	0	0	0	0	2
32	Long, Brian	g	0-0	0-0	0-0	0	0	0	0	0	0	0	0	0	2
34	Mays, Julius	g	2-6	2-2	0-0	0	2	2	1	6	2	1	1	4	27
	Team				1	3	4								
	Totals		35-57	6-9	17-25	13	29	42	13	93	15	17	11	12	200

FG % 1st Half: 16-29 55.2% 2nd half: 19-28 67.9% Game: 35-57 61.4% Deadball Rebounds 4,1
 3FG % 1st Half: 3-5 60.0% 2nd half: 3-4 75.0% Game: 6-9 66.7%
 FT % 1st Half: 5-9 55.6% 2nd half: 12-16 75.0% Game: 17-25 68.0%

Officials: Mike Thibodeaux, Jamie Luckie, Steven Anderson
 Technical fouls: Northwood-None. Kentucky-None.
 Attendance: 20073

Score by periods	1st	2nd	Total
Northwood	25	36	61
Kentucky	40	53	93



Official Basketball Box Score -- Game Totals -- Final Statistics
Transylvania vs Kentucky
11/5/12 8:00pm at Rupp Arena - Lexington, KY

Transylvania 28

#	Player	Total		3-Ptr		Rebounds			PF	TP	A	TO	Bk	Stl	Min
		FG-FGA	FG-FGA	FT-FTA	Off Def Tot	PF	TP	A TO Bk Stl							
22	Spurlin, Ethan	f	4-11	0-0	3-4	1	4	5	1	11	0	8	1	0	30
32	Rash, Brandon	f	3-6	1-3	0-0	0	2	2	3	7	3	2	0	1	32
02	Cox, Tate	g	1-9	1-7	0-0	0	3	3	4	3	0	4	0	0	38
11	Meyer, Barrett	g	2-9	1-6	0-0	0	4	4	1	5	1	6	0	4	35
12	Botkin, Taylor	g	0-4	0-2	0-0	2	4	4	1	0	0	0	0	2	20
01	Sirkin, Tommy	g	0-0	0-0	0-0	0	0	0	0	0	0	0	0	0	2
03	Beutell, Trey	g	0-2	0-2	0-0	0	0	0	0	0	0	0	0	0	13
04	Gordon, Lowell	g	0-0	0-0	0-0	0	0	0	0	0	0	0	0	0	1
05	Clark, Jacob	g	0-0	0-0	0-0	0	0	0	0	0	0	0	0	0	1
10	Fudge, Nick	g	0-0	0-0	0-0	0	0	0	0	1	0	0	0	0	5
14	Stansberry, Parker	g	0-0	0-0	0-0	0	1	1	0	0	0	0	0	0	5
15	Dooley, Isaiah	g	0-0	0-0	0-0	0	0	0	0	0	0	0	0	0	1
21	Clevenger, Matthew	g	0-0	0-0	0-0	0	0	0	0	1	0	0	0	0	3
24	Tegarden, Andrew	g	0-0	0-0	0-0	0	0	0	0	0	0	0	0	0	1
33	Taylor, Chris	g	0-0	0-0	0-0	1	0	1	0	0	0	1	0	0	5
44	Jennings, Joe	g	0-0	0-0	0-0	0	1	1	0	0	0	1	0	0	4
45	Morrison, Leavitt	g	1-1	0-0	0-0	0	0	0	0	2	0	1	0	0	4
	Team				0	0	0								
	Totals		11-42	3-20	3-4	4	17	21	12	28	4	23	1	7	200

FG % 1st Half: 6-23 26.1% 2nd half: 5-19 26.3% Game: 11-42 26.2% Deadball Rebounds 0,1
 3FG % 1st Half: 3-12 25.0% 2nd half: 0-8 0.0% Game: 3-20 15.0%
 FT % 1st Half: 3-4 75.0% 2nd half: 0-0 0.0% Game: 3-4 75.0%

Kentucky 74

#	Player	Total		3-Ptr		Rebounds			PF	TP	A	TO	Bk	Stl	Min
		FG-FGA	FG-FGA	FT-FTA	Off Def Tot	PF	TP	A TO Bk Stl							
03	Noel, Nerlens	f	7-8	0-0	1-2	1	3	4	2	15	0	2	1	1	26
22	Poythress, Alex	f	2-4	1-2	0-0	0	2	2	2	5	1	2	0	2	27
33	Wiltjer, Kyle	f	2-8	0-5	0-0	1	2	3	0	4	0	2	0	0	24
10	Goodwin, Archie	g	4-9	0-1	2-2	1	5	6	3	10	3	3	1	2	28
12	Harrow, Ryan	g	5-5	2-2	0-0	0	4	4	1	12	4	2	1	1	23

KENTUCKY BASKETBALL



Official Basketball Box Score -- Game Totals -- Final Statistics
Duke vs Kentucky
 11/13/12 9:30 p.m. at Atlanta, Ga.

Duke 75 • 2-0

#	Player	Total		3-Ptr		Rebounds			PF	TP	A	TO	Blk	Stl	Min
		FG-FGA	FG-FGA	FT-FTA	FT-FTA	Off	Def	Tot							
05	Plumlee, Mason	f	7-8	0-0	4-4	0	3	3	5	18	3	5	2	1	29
04	Kelly, Ryan	f	4-11	1-3	1-4	1	2	3	2	10	1	0	3	3	34
03	Thornton, Tyler	g	0-1	0-1	2-2	0	3	3	1	2	2	1	0	1	20
14	Sulaimon, Rasheed	g	3-14	3-7	1-2	2	4	6	1	10	5	0	0	0	33
30	Curry, Seth	g	7-14	3-5	6-6	1	2	3	0	23	1	0	1	1	34
02	Cook, Quinn		3-5	1-2	0-2	0	3	3	2	7	3	2	0	0	30
12	Murphy, Alex		0-0	0-0	0-0	0	0	0	0	0	0	0	0	0	2
15	Hairston, Josh		2-3	0-0	1-2	4	1	5	5	5	0	0	0	0	14
21	Jefferson, Amile		0-1	0-0	0-0	1	0	1	1	0	1	0	0	0	4
Team						2	2	4							
Totals			26-57	8-18	15-22	11	20	31	17	75	16	8	6	6	200

FG % 1st Half: 12-30 40.0% 2nd half: 14-27 51.9% Game: 26-57 45.6%
 3FG % 1st Half: 4-11 36.4% 2nd half: 4-7 57.1% Game: 8-18 44.4%
 FT % 1st Half: 5-10 50.0% 2nd half: 10-12 83.3% Game: 15-22 68.2%

Kentucky 68 • 1-1

#	Player	Total		3-Ptr		Rebounds			PF	TP	A	TO	Blk	Stl	Min
		FG-FGA	FG-FGA	FT-FTA	FT-FTA	Off	Def	Tot							
03	Noel, Nerlens	f	5-11	0-0	6-8	2	6	8	3	16	2	1	3	4	38
22	Poythress, Alex	f	9-12	1-2	1-2	5	3	8	2	20	0	2	0	0	37
33	Wiltjer, Kyle	f	2-5	1-2	0-0	1	2	3	2	5	4	0	0	0	32
10	Goodwin, Archie	g	5-12	1-2	5-8	1	5	6	4	16	4	4	1	0	37
34	Mays, Julius	g	2-8	1-4	2-2	0	1	1	3	7	3	4	0	0	37
04	Hood, Jon		0-0	0-0	0-0	0	0	0	0	0	0	0	0	0	1
05	Polson, Jarrod		0-0	0-0	0-0	0	1	1	3	0	0	1	0	0	12
15	Cauley-Stein, Willie		2-3	0-0	0-1	0	0	0	3	4	0	1	0	0	6
Team						0	3	3							
Totals			25-51	4-10	14-21	9	21	30	20	68	13	13	4	4	200

FG % 1st Half: 11-24 45.8% 2nd half: 14-27 51.9% Game: 25-51 49.0%
 3FG % 1st Half: 3-5 60.0% 2nd half: 1-5 20.0% Game: 4-10 40.0%
 FT % 1st Half: 6-11 54.5% 2nd half: 8-10 80.0% Game: 14-21 66.7%

Officials: Tony Greene, Mike Eades, Roger Ayers
 Technical fouls: Duke-None. Kentucky-None.
 Attendance: 22847
 State Farm Champions Classic - Game 2

Score by periods	1st	2nd	Total
Duke	33	42	75
Kentucky	31	37	68



Official Basketball Box Score -- Game Totals -- Final Statistics
Lafayette vs Kentucky
 11/16/12 7 p.m. at Rupp Arena - Lexington, KY

Lafayette 49 • 1-2, 0-0

#	Player	Total		3-Ptr		Rebounds			PF	TP	A	TO	Blk	Stl	Min
		FG-FGA	FG-FGA	FT-FTA	FT-FTA	Off	Def	Tot							
22	Flannigan, Alan	f	1-6	0-1	0-0	1	3	4	5	2	1	4	0	1	23
24	Giese, Levi	f	1-5	1-4	0-0	0	2	2	3	3	1	2	0	0	15
03	Johnson, Tony	g	6-8	0-0	1-1	0	3	3	0	13	0	5	0	2	25
06	Plasinski, Joey	g	2-7	2-6	0-0	0	1	1	1	6	2	1	0	1	24
12	Hinrichs, Seth	g	3-8	1-5	0-0	1	2	3	1	7	1	1	0	1	25
04	Detmer, Jack		1-2	0-1	0-0	0	0	0	0	2	0	2	0	0	6
14	Scott, Bryce		3-5	1-2	0-0	0	0	0	0	7	0	1	0	0	17
21	Rufer, Zach		1-3	1-2	0-0	1	5	6	1	3	3	6	0	1	21
23	Smith, Les		1-4	0-2	0-0	0	0	0	0	3	2	0	2	0	10
34	Freeland, Ben		2-3	0-0	0-0	0	1	1	1	4	0	2	0	0	12
44	Murphy, Billy		0-0	0-0	0-0	0	0	0	0	0	0	0	0	0	1
54	Musters, Nathaniel		0-1	0-0	0-0	3	1	4	1	0	2	1	0	0	21
Team						1	2	3							
Totals			21-52	6-23	1-1	7	20	27	16	49	10	28	0	6	200

FG % 1st Half: 13-29 44.8% 2nd half: 8-23 34.8% Game: 21-52 40.4%
 3FG % 1st Half: 4-11 36.4% 2nd half: 2-12 16.7% Game: 6-23 26.1%
 FT % 1st Half: 1-1 100.0 2nd half: 0-0 0.0% Game: 1-1 100.0

Kentucky 101 • 2-1, 0-0

#	Player	Total		3-Ptr		Rebounds			PF	TP	A	TO	Blk	Stl	Min
		FG-FGA	FG-FGA	FT-FTA	FT-FTA	Off	Def	Tot							
03	Noel, Nerlens	f	6-8	0-0	3-5	3	4	7	2	15	4	2	1	4	28
22	Poythress, Alex	f	9-10	0-0	4-5	1	4	5	0	22	0	2	1	1	23
33	Wiltjer, Kyle	f	8-16	7-11	0-0	0	4	4	0	23	0	0	0	0	24
10	Goodwin, Archie	g	5-8	2-3	1-3	1	2	3	2	13	3	3	1	1	25
34	Mays, Julius	g	2-3	1-2	0-0	0	3	3	1	5	10	0	0	2	31
04	Hood, Jon		0-1	0-0	0-0	0	2	2	1	0	0	1	0	2	11
05	Polson, Jarrod		3-5	1-2	0-0	0	2	2	2	7	3	1	0	2	26
11	Beckham, Twany		1-1	0-0	0-1	0	0	0	0	2	1	0	0	1	4
15	Cauley-Stein, Willie		6-9	0-0	2-2	2	2	4	0	14	0	1	0	2	24
21	Lanter, Tod		0-0	0-0	0-0	0	0	0	0	0	0	0	0	0	2
32	Long, Brian		0-1	0-1	0-0	0	0	0	0	0	0	0	0	0	2
Team						0	1	1							
Totals			40-62	11-19	10-16	7	24	31	8	101	23	10	3	15	200

FG % 1st Half: 20-31 64.5% 2nd half: 20-31 64.5% Game: 40-62 64.5%
 3FG % 1st Half: 6-8 75.0% 2nd half: 5-11 45.5% Game: 11-19 57.9%
 FT % 1st Half: 5-7 71.4% 2nd half: 5-9 55.6% Game: 10-16 62.5%

Officials: Anthony Jordan, Mark Whitehead, Bruce Benedict
 Technical fouls: Lafayette-None. Kentucky-None.
 Attendance: 21360

Score by periods	1st	2nd	Total
Lafayette	31	18	49
Kentucky	51	50	101



Official Basketball Box Score -- Game Totals -- Final Statistics
Morehead State University vs Kentucky
 11/21/12 7 p.m. at Rupp Arena - Lexington, KY

Morehead State University 70 • 3-2, 0-0

#	Player	Total		3-Ptr		Rebounds			PF	TP	A	TO	Blk	Stl	Min
		FG-FGA	FG-FGA	FT-FTA	FT-FTA	Off	Def	Tot							
00	Kelly, Drew	f	2-7	0-2	6-7	2	3	5	4	10	1	4	0	0	29
24	Chavis, Milton	f	9-15	3-5	2-2	1	4	5	3	23	1	1	0	2	26
42	Holmes, Jason	f	0-3	0-0	2-2	2	1	3	3	2	0	1	0	1	10
02	Atkinson, Devon	g	2-4	0-0	0-0	1	0	1	5	4	1	0	0	0	20
22	Warner, Angelo	g	1-4	0-2	0-0	0	1	1	1	2	0	0	0	0	9
01	Owens, Kahili		2-5	0-0	0-0	1	1	2	5	4	0	1	0	0	12
03	Lewis-Briggs, M.		5-10	1-5	2-3	2	4	6	3	13	1	2	0	2	23
04	Stokes, Jarrett		2-10	2-7	2-2	0	3	3	1	8	5	0	0	0	31
12	Turner, Bakari		1-6	0-3	0-0	1	0	1	2	2	2	0	0	1	22
20	Posthumus, Chad		1-4	0-0	0-0	3	1	4	3	2	1	0	1	0	15
21	Reed, Bruce		0-0	0-0	0-0	0	0	0	2	0	0	0	0	0	3
Team						3	1	4							
Totals			25-68	6-24	14-16	16	19	35	32	70	12	9	1	6	200

FG % 1st Half: 13-37 35.1% 2nd half: 12-31 38.7% Game: 25-68 36.8%
 3FG % 1st Half: 3-15 20.0% 2nd half: 3-9 33.3% Game: 6-24 25.0%
 FT % 1st Half: 2-2 100.0 2nd half: 12-14 85.7% Game: 14-16 87.5%

Kentucky 81 • 3-1, 0-0

#	Player	f	Total		3-Ptr		Rebounds			PF	TP	A	TO	Blk	Stl	Min
			FG-FGA	FG-FGA	FT-FTA	Off	Def	Tot								
03	Noel, Nerlens	f	3-4	0-0	3-7	3	8	11	3	9	4	3	6	3	35	
22	Poythress, Alex	f	6-12	0-0	8-8	3	5	8	1	20	0	2	0	0	38	
33	Wiltjer, Kyle	f	4-8	1-5	0-0	1	3	4	3	9	0	2	1	0	24	
10	Goodwin, Archie	g	8-13	0-0	12-17	1	5	6	1	28	4	4	3	0	36	
34	Mays, Julius	g	2-7	1-5	6-7	0	3	3	1	11	2	0	0	0	33	
05	Polson, Jarrod		0-0	0-0	2-2	0	1	1	2	2	0	0	0	0	13	
15	Cauley-Stein, Willie		1-3	0-0	0-0	0	4	4	1	2	1	2	1	0	21	
Team						0	0	0								
Totals			24-47	2-10	31-41	8	29	37	12	81	11	13	11	3	200	

FG % 1st Half:	11-24	45.8%	2nd half:	13-23	56.5%	Game:	24-47	51.1%	Double
3FG % 1st Half:	0-4	0.0%	2nd half:	2-6	33.3%	Game:	2-10	20.0%	Rebound
FT % 1st Half:	10-14	71.4%	2nd half:	21-27	77.8%	Game:	31-41	75.6%	6

KENTUCKY BASKETBALL



Official Basketball Box Score -- Game Totals -- Final Statistics
Kentucky vs Notre Dame
 11/29/12 7 p.m. at Notre Dame, Ind. (Purcell Pavilion)

Kentucky 50 • 4-2

#	Player	Total		3-Ptr		Rebounds			PF	TP	A	TO	Blk	Stl	Min
		FG-FGA	FG-FGA	FT-FTA	Off Def Tot	PF	TP	A TO Blk Stl							
03	Noel, Nerlens	f	4-10	0-0	2-4	3	4	7	4	10	1	0	1	2	32
22	Poythress, Alex	f	1-1	0-0	1-3	0	2	2	4	3	1	3	1	0	23
33	Wiltjer, Kyle	f	2-7	0-4	2-3	2	3	5	2	6	0	2	0	2	31
10	Goodwin, Archie	g	1-7	0-0	1-2	0	7	7	2	3	5	2	1	1	32
34	Mays, Julius	g	5-10	4-7	2-2	0	2	2	1	16	3	3	0	0	35
04	Hood, Jon	g	1-1	0-0	0-0	0	0	0	2	2	0	0	0	0	4
05	Polson, Jarrod	g	1-3	0-2	0-0	1	0	1	1	2	1	0	0	0	16
12	Harrow, Ryan	g	1-4	0-1	0-0	0	1	1	0	2	0	1	0	1	9
15	Cauley-Stein, Willie	g	3-4	0-0	0-0	1	0	1	0	6	1	1	0	0	18
Team					1	0	1								
Totals			19-47	4-14	8-14	8	19	27	16	50	12	12	3	6	200

FG % 1st Half: 9-24 37.5% 2nd half: 10-23 43.5% Game: 19-47 40.4%
 3FG % 1st Half: 1-8 12.5% 2nd half: 3-6 50.0% Game: 4-14 28.6%
 FT % 1st Half: 6-9 66.7% 2nd half: 2-5 40.0% Game: 8-14 57.1%

Notre Dame 64 • 7-1

#	Player	Total		3-Ptr		Rebounds			PF	TP	A	TO	Blk	Stl	Min
		FG-FGA	FG-FGA	FT-FTA	Off Def Tot	PF	TP	A TO Blk Stl							
45	COOLEY, Jack	f	5-11	0-0	3-4	6	5	11	4	13	0	1	0	0	36
00	ATKINS, Eric	g	7-11	1-3	1-2	0	2	2	1	16	4	1	0	3	38
14	MARTIN, Scott	g	3-6	2-2	0-1	0	4	4	2	8	2	0	0	0	31
22	GRANT, Jerian	g	4-10	3-4	2-3	1	1	2	1	13	6	4	0	1	39
04	CONNAUGHTON, Pat	g	0-3	0-3	0-0	0	3	3	3	0	1	0	0	0	26
01	BIEDSCHEID, Cameron	g	4-6	2-3	0-0	0	3	3	1	10	0	1	0	0	17
11	SHERMAN, Garrick	g	1-3	0-0	2-2	1	2	3	2	4	0	3	0	0	13
Team					2	3	5								
Totals			24-50	8-15	8-12	10	23	33	14	64	13	11	0	4	200

FG % 1st Half: 15-27 55.6% 2nd half: 9-23 39.1% Game: 24-50 48.0%
 3FG % 1st Half: 3-7 42.9% 2nd half: 5-8 62.5% Game: 8-15 53.3%
 FT % 1st Half: 3-3 100.0 2nd half: 5-9 55.6% Game: 8-12 66.7%

Officials: Karl Hess, Ed Corbett, Les Jones
 Technical fouls: Kentucky-None. Notre Dame-None.
 Attendance: 9149

Score by periods	1st	2nd	Total
Kentucky	25	25	50
Notre Dame	36	28	64



Official Basketball Box Score -- Game Totals -- Final Statistics
Baylor vs Kentucky
 12/01/12 12:30 pm at Rupp Arena - Lexington, KY

Baylor 64 • 5-2

#	Player	Total		3-Ptr		Rebounds			PF	TP	A	TO	Blk	Stl	Min
		FG-FGA	FG-FGA	FT-FTA	Off Def Tot	PF	TP	A TO Blk Stl							
34	Jefferson, Cory	f	4-6	0-0	2-2	2	3	5	4	10	0	2	5	1	29
21	Austin, Isalah	c	5-11	1-5	0-2	0	5	5	2	11	1	2	2	1	36
05	Heslip, Brady	g	2-7	2-6	4-4	0	4	4	1	10	1	1	0	0	36
22	Walton, A.J.	g	4-9	1-3	2-2	0	7	7	2	11	2	2	0	0	34
55	Jackson, Pierre	g	5-17	2-6	5-5	0	7	7	2	17	5	7	0	4	39
01	Rose, L.J.	g	0-0	0-0	0-0	0	0	0	0	0	0	1	0	0	1
02	Gathers, Rico	g	2-3	0-0	1-3	2	5	7	4	5	0	3	0	0	15
04	Franklin, Gary	g	0-0	0-0	0-0	0	0	0	0	0	0	0	0	0	4
14	Bello, Deuce	g	0-1	0-0	0-0	0	0	0	1	0	0	1	1	0	6
Team					2	0	2								
Totals			22-54	6-20	14-18	6	31	37	16	64	9	19	8	6	200

FG % 1st Half: 12-31 38.7% 2nd half: 10-23 43.5% Game: 22-54 40.7%
 3FG % 1st Half: 3-14 21.4% 2nd half: 3-6 50.0% Game: 6-20 30.0%
 FT % 1st Half: 7-10 70.0% 2nd half: 7-8 87.5% Game: 14-18 77.8%

Kentucky 55 • 4-3

#	Player	Total		3-Ptr		Rebounds			PF	TP	A	TO	Blk	Stl	Min
		FG-FGA	FG-FGA	FT-FTA	Off Def Tot	PF	TP	A TO Blk Stl							
03	Noel, Nerlens	f	3-14	0-0	2-3	7	9	16	3	8	2	2	1	6	31
22	Poythress, Alex	f	6-10	1-2	0-1	5	1	6	2	13	2	5	2	1	34
33	Wiltjer, Kyle	f	1-11	1-9	0-0	1	1	2	2	3	0	0	0	0	23
10	Goodwin, Archie	g	5-11	0-1	7-12	3	3	6	5	17	5	5	0	2	37
34	Mays, Julius	g	2-9	2-8	0-0	1	4	5	1	6	1	2	0	0	39
04	Hood, Jon	g	0-0	0-0	0-0	0	0	0	0	0	0	0	0	0	1
05	Polson, Jarrod	g	0-0	0-0	0-0	0	0	0	0	0	0	0	0	0	4
12	Harrow, Ryan	g	1-9	0-2	0-0	0	3	3	0	2	2	0	0	1	18
15	Cauley-Stein, Willie	g	3-7	0-0	0-2	3	4	7	4	6	0	2	2	0	13
Team					1	2	3								
Totals			21-71	4-22	9-18	21	27	48	17	55	12	16	5	10	200

FG % 1st Half: 10-35 28.6% 2nd half: 11-36 30.6% Game: 21-71 29.6%
 3FG % 1st Half: 3-12 25.0% 2nd half: 1-10 10.0% Game: 4-22 18.2%
 FT % 1st Half: 6-10 60.0% 2nd half: 3-8 37.5% Game: 9-18 50.0%

Officials: Antinio Petty, Pat Adams, Doug Simmons
 Technical fouls: Baylor-None. Kentucky-None.
 Attendance: 24192

Score by periods	1st	2nd	Total
Baylor	34	30	64
Kentucky	29	26	55



Official Basketball Box Score -- Game Totals -- Final Statistics
Samford vs Kentucky
 12/04/12 7:00 pm at Rupp Arena - Lexington, KY

Samford 56 • 2-8

#	Player	Total		3-Ptr		Rebounds			PF	TP	A	TO	Blk	Stl	Min
		FG-FGA	FG-FGA	FT-FTA	Off Def Tot	PF	TP	A TO Blk Stl							
14	Geffard, Clide	f	5-10	2-4	0-1	2	6	8	1	12	0	1	2	1	36
32	Williams, Tim	f	5-13	0-0	1-1	1	6	7	2	11	0	1	2	0	38
01	Miller, Connor	g	4-8	3-5	0-0	0	4	4	2	11	1	2	0	1	36
11	Kelly, Rajon	g	6-14	2-5	0-0	0	1	1	1	14	0	4	0	1	34
23	Beckham, Jaylen	g	0-4	0-0	3-4	1	2	3	4	3	3	3	0	2	20
02	Hayman, Brandon	g	0-0	0-0	1-2	0	0	0	1	1	0	1	0	0	6
05	Wilson, Russell	g	1-3	0-0	2-4	0	1	1	1	4	3	5	0	1	23
24	Cook, Will	g	0-1	0-0	0-0	0	0	0	1	0	0	0	0	0	7
Team					1	0	1								
Totals			21-53	7-14	7-12	5	20	25	14	56	7	17	4	6	200

FG % 1st Half: 4-20 20.0% 2nd half: 17-33 51.5% Game: 21-53 39.6%
 3FG % 1st Half: 1-4 25.0% 2nd half: 6-10 60.0% Game: 7-14 50.0%
 FT % 1st Half: 5-9 55.6% 2nd half: 2-3 66.7% Game: 7-12 58.3%

Kentucky 88 • 5-3

#	Player	Total		3-Ptr		Rebounds			PF	TP	A	TO	Blk	Stl	Min
		FG-FGA	FG-FGA	FT-FTA	Off Def Tot	PF	TP	A TO Blk Stl							
03	Noel, Nerlens	f	6-8	0-0	1-2	2	4	6	2	13	0	3	5	2	25
22	Poythress, Alex	f	7-9	2-3	0-0	2	6	8	2	16	1	5	1	0	27
33	Wiltjer, Kyle	f	3-9	1-5	3-3	0	7	7	2	10	4	0	0	1	27
10	Goodwin, Archie	g	6-11	2-4	4-4	0	3	3	2	18	4	1	0	3	25
34	Mays, Julius	g	4-6	2-4	0-0	1	2	3	3	10	5	1	0	0	28
04	Hood, Jon	g	2-3	2-3	0-0	0	1	1	0	6	0	0	0	0	4
05	Polson, Jarrod	g	0-3	0-1	1-2	0	1	1	2	1	4	2	0	2	21
12	Harrow, Ryan	g	1-2	0-1	0-2	0	0	0	2	2	4	0	0	0	21
15	Cauley-Stein, Willie	g	5-10	0-0	2-5	6	6	12	0	12	1	0	4	3	22
Team					0	0	0								
Totals			34-61	9-21	11-18	11	30	41	15	88	23	12	10	11	200

FG % 1st Half: 17-32 53.1% 2nd half: 17-29 58.6% Game: 34-61 55.7%
 3FG % 1st Half: 3-10 30.0% 2nd half: 6-11 54.5% Game: 9-21 42.9%
 FT % 1st Half: 8-12 66.7% 2nd half: 3-6 50.0% Game: 11-18 61.1%

Officials: Joe Lindsay, Karl Hess, Lee Cassell
 Technical fouls: Samford-None. Kentucky-None.
 Attendance: 21221

Score by periods	1st	2nd	Total
Samford	14	42	56
Kentucky	45	43	88



Official Basketball Box Score -- Game Totals -- Final Statistics
Portland vs Kentucky
 12/08/12 12:00 pm at Rupp Arena - Lexington, KY

Portland 46 • 3-6

#	Player	Total		3-Ptr		Rebounds	
---	--------	-------	--	-------	--	----------	--

KENTUCKY BASKETBALL



Official Basketball Box Score -- Game Totals -- Final Statistics
Lipscomb vs Kentucky
 12/15/12 12:30 pm at Rupp Arena - Lexington, KY

Lipscomb 50 • 4-5

#	Player	Total		3-Ptr		Rebounds			PF	TP	A TO Blk Stl				Min
		FG-FGA	FG-FGA	FT-FTA	Off Def Tot	PF	TP	A TO Blk Stl							
01	Smith, Malcolm	f	1-5	0-0	0-1	1 0 1	2 2	0 3 0 1	15						
35	Smith, Martin	f	6-9	3-4	3-6	1 4 5	2 18	1 4 1 0	37						
41	Hurt, Stephen	c	4-8	0-0	4-6	5 6 11	3 12	0 5 2 0	27						
00	Sankey, Khlon	g	3-6	0-0	0-0	0 3 3	4 6	2 3 0 1	31						
04	Alexander, Deonte	g	0-4	0-2	0-0	0 1 1	2 0	1 1 0 0	19						
03	Sanderson, Carter	g	1-4	0-1	0-0	0 1 1	0 2	1 2 0 0	16						
05	Butler, J.J.	f	0-0	0-0	0-0	0 1 1	0 0	0 0 0 1	2						
10	Denny, Talbott	g	0-2	0-0	5-6	1 1 2	4 5	0 0 0 0	6						
14	Glover, John Ross	g	2-8	0-2	0-1	1 0 1	1 4	0 4 0 0	24						
15	Greene, Dylan	g	0-1	0-1	0-0	0 0 0	0 0	0 0 0 0	2						
20	Johnson, Chad	g	0-0	0-0	1-2	0 1 1	3 1	0 1 0 1	9						
32	Garcia, Oscar	g	0-1	0-0	0-2	0 0 0	2 0	0 1 0 1	11						
42	Ellis, Zack	g	0-0	0-0	0-0	0 0 0	0 0	0 0 0 0	1						
Team						3 2 5									
Totals			17-48	3-10	13-24	12 20 32	23 50	5 24 3 5	200						

FG % 1st Half: 12-25 48.0% 2nd half: 5-23 21.7% Game: 17-48 35.4% Deadball Rebounds 6.2
 3FG % 1st Half: 3-7 42.9% 2nd half: 0-3 0.0% Game: 3-10 30.0%
 FT % 1st Half: 2-5 40.0% 2nd half: 11-19 57.9% Game: 13-24 54.2%

Kentucky 88 • 7-3

#	Player	Total		3-Ptr		Rebounds			PF	TP	A TO Blk Stl				Min
		FG-FGA	FG-FGA	FT-FTA	Off Def Tot	PF	TP	A TO Blk Stl							
03	Noel, Nerlens	f	3-5	0-0	1-2	4 5 9	5 7	1 3 7 4	22						
22	Poythress, Alex	f	2-8	0-2	7-10	2 2 4	2 11	0 2 0 0	25						
10	Goodwin, Archie	g	5-9	0-2	0-3	1 3 4	3 10	4 3 2 0	22						
12	Harrow, Ryan	g	6-13	0-3	0-0	1 0 1	2 12	2 0 0 1	31						
34	Mays, Julius	g	1-8	0-4	5-5	3 3 6	2 7	4 0 0 1	30						
04	Hood, Jon	g	1-2	1-2	0-0	0 1 1	1 3	0 1 0 0	9						
05	Polson, Jarrod	g	3-5	0-0	1-3	1 1 1	1 7	1 2 0 1	15						
11	Beckham, Twany	g	0-0	0-0	0-0	0 1 1	1 0	0 0 0 0	2						
15	Cauley-Stein, Willie	g	3-4	0-0	2-3	0 2 2	1 8	4 2 1 3	20						
33	Wiltjer, Kyle	g	8-12	7-9	0-0	5 7 12	2 23	2 1 0 1	24						
Team						1 0 1									
Totals			32-66	8-22	16-26	18 24 42	20 88	18 14 10 12	200						

FG % 1st Half: 16-36 44.4% 2nd half: 16-30 53.3% Game: 32-66 48.5% Deadball Rebounds 4
 3FG % 1st Half: 3-10 30.0% 2nd half: 5-12 41.7% Game: 8-22 36.4%
 FT % 1st Half: 8-12 66.7% 2nd half: 8-14 57.1% Game: 16-26 61.5%

Officials: Anthony Jordan, Ted Valentine, Tracy Woodson
 Technical fouls: Lipscomb-Alexander, Deonte 2. Kentucky-Noel, Nerlens;
 Cauley-Stein, Willie.
 Attendance: 21323

Score by periods	1st	2nd	Total
Lipscomb	29	21	50
Kentucky	43	45	88



Official Basketball Box Score -- Game Totals -- Final Statistics
Marshall vs Kentucky
 12/22/12 4:00 pm at Rupp Arena - Lexington, KY

Marshall 54 • 7-6

#	Player	Total		3-Ptr		Rebounds			PF	TP	A TO Blk Stl				Min
		FG-FGA	FG-FGA	FT-FTA	Off Def Tot	PF	TP	A TO Blk Stl							
01	Tinnon, Dennis	f	4-10	2-2	4-5	1 5 6	3 14	0 3 0 0	23						
24	Pittman, Elijah	f	7-17	1-5	5-5	1 1 2	3 20	0 3 0 0	29						
11	Spikes, Nigel	c	1-4	0-0	3-9	4 12 16	1 5	0 2 1 0	24						
23	Scarver, D.D.	g	3-12	1-7	2-3	0 1 1	3 9	4 1 0 1	29						
32	Manning, Tamron	g	0-1	0-0	0-0	0 1 1	1 0	1 1 0 1	17						
00	Martin, Chris	g	1-6	0-1	0-0	0 2 2	2 2	0 4 0 0	22						
02	Goff, Robert	g	1-5	0-0	0-2	4 0 4	5 2	1 0 1 0	22						
04	Hanner, Jamier	g	0-1	0-0	0-0	2 2 4	1 0	0 2 0 0	12						
05	Amayo, Kelvin	g	0-2	0-0	0-0	0 1 1	0 0	0 1 0 0	3						
15	Boykins, Devince	g	1-3	0-0	0-2	2 2 4	2 2	0 0 0 1	16						
31	Kambola, J.P.	g	0-0	0-0	0-0	0 0 0	0 0	0 0 0 0	3						
Team						2 0 2									
Totals			18-61	4-15	14-26	16 27 43	21 54	6 17 2 3	200						

FG % 1st Half: 9-29 27.6% 2nd half: 10-32 31.3% Game: 18-61 29.5% Deadball Rebounds 7.1
 3FG % 1st Half: 2-8 25.0% 2nd half: 2-7 28.6% Game: 4-15 26.7%
 FT % 1st Half: 6-10 60.0% 2nd half: 8-16 50.0% Game: 14-26 53.8%

Kentucky 82 • 8-3

#	Player	Total		3-Ptr		Rebounds			PF	TP	A TO Blk Stl				Min
		FG-FGA	FG-FGA	FT-FTA	Off Def Tot	PF	TP	A TO Blk Stl							
03	Noel, Nerlens	f	4-8	0-0	3-6	3 7 10	4 11	0 1 2 2	29						
22	Poythress, Alex	f	3-5	0-0	3-4	5 4 9	5 9	1 2 1 0	21						
10	Goodwin, Archie	g	4-17	0-3	10-11	3 3 6	3 18	2 4 0 2	30						
12	Harrow, Ryan	g	10-17	1-4	2-3	0 4 4	1 23	4 2 0 3	33						
34	Mays, Julius	g	1-7	0-5	3-3	0 3 3	4 5	5 0 0 2	30						
05	Polson, Jarrod	g	0-0	0-0	0-0	0 1 1	1 0	0 0 0 0	9						
11	Beckham, Twany	g	0-0	0-0	0-0	0 0 0	0 0	1 0 1 0	1						
15	Cauley-Stein, Willie	g	4-6	0-0	0-0	4 3 7	3 8	1 0 3 1	25						
33	Wiltjer, Kyle	g	3-9	2-5	0-0	2 3 5	1 8	0 0 0 0	22						
Team						0 3 3									
Totals			29-69	3-17	21-27	17 31 48	22 82	14 9 7 10	200						

FG % 1st Half: 13-37 35.1% 2nd half: 16-32 50.0% Game: 29-69 42.0% Deadball Rebounds 1.1
 3FG % 1st Half: 1-13 7.7% 2nd half: 2-4 50.0% Game: 3-17 17.6%
 FT % 1st Half: 6-8 75.0% 2nd half: 15-19 78.9% Game: 21-27 77.8%

Officials: Mike Nance, Patrick Evans, Chuck Jones
 Technical fouls: Marshall-None. Kentucky-None.
 Attendance: 24271

Score by periods	1st	2nd	Total
Marshall	24	30	54
Kentucky	33	49	82



Official Basketball Box Score -- Game Totals -- Final Statistics
Kentucky vs LOUISVILLE
 at F m enter O S

Kentucky 77 • 8-4

#	Player	Total		3-Ptr		Rebounds			PF	TP	A TO Blk Stl				Min
		FG-FGA	FG-FGA	FT-FTA	Off Def Tot	PF	TP	A TO Blk Stl							
03	Noel, Nerlens	f	4-5	0-0	0-1	3 5 8	4 8	0 2 2 2	31						
15	Cauley-Stein, Willie	f	3-4	0-0	0-4	4 4 8	4 6	2 0 3 0	23						
10	Goodwin, Archie	g	8-15	3-5	3-4	0 5 5	3 22	2 5 0 1	36						
12	Harrow, Ryan	g	6-15	1-1	4-6	3 2 5	4 17	3 0 0 2	39						
34	Mays, Julius	g	1-8	1-6	0-0	1 2 3	3 3	2 2 0 0	35						
05	Polson, Jarrod	g	0-0	0-0	0-0	0 1 1	0 0	0 0 0 0	2						
22	Poythress, Alex	g	2-4	1-2	2-6	1 4 5	2 7	0 2 0 0	15						
33	Wiltjer, Kyle	g	4-7	4-7	2-2	0 3 3	1 14	1 3 0 0	19						
Team						0 1 1	1								
Totals			28-58	10-21	11-23	12 27 39	22 77	10 15 5 5	200						

FG % 1st Half: 10-27 37.0% 2nd half: 18-31 58.1% Game: 28-58 48.3% Deadball Rebounds 5
 3FG % 1st Half: 3-9 33.3% 2nd half: 7-12 58.3% Game: 10-21 47.6%
 FT % 1st Half: 5-10 50.0% 2nd half: 6-13 46.2% Game: 11-23 47.8%

LOUISVILLE 80 • 12-1

COOFSVILLE 80 - 72 -

#	Player		Total		3-Ptr		Rebounds			PF	TP	A TO Blk Stl				Min	
			FG	FGA	FG	FGA	FT	FTA	Off			Def	Tot	A	TO		Blk
20	BLACKSHEAR, Wayne	f	2-7		1-2		0-2	1	6	7	1	5	0	0	0	0	31
21	BEHANAN, Chane	f	8-13		0-0		4-6	2	5	7	3	20	3	1	1	3	35
25	PRICE, Zach	c	0-0		0-0		0-0	0	0	0	1	0	0	0	0	0	2
02	SMITH, Russ	g	9-20		0-1		3-6	1	6	7	4	21	3	3	0	3	30
03	SIVA, Peyton	g	6-11		2-4		5-5	1	1	2	5	19	1	3	0	1	31
05	WARE, Kevin	g	1-4		0-0		0-0	0	0	0	2	2	1	0	0	2	14
10	DIENG, Gorgui	g	3-4		0-0		0-0	3	4	7	4	6	1	1	2	0	20
11	HANCOCK, Luke	g	0-0		0-0		0-0	0	1	1	0	0	2	1	0	0	14
24	HARRELL, Montrezl	g	1-3		0-0		5-6	2	2	4	1	7	0	0	0	1	23
	Team							1	0	1							
	Totals		30-62		3-7		17-25	11	25	36	21	80	11	9	4	9	200

KENTUCKY BASKETBALL



Official Basketball Box Score -- Game Totals -- Final Statistics
Kentucky vs Vanderbilt
 01/10/13 8 p.m. at Nashville, Tenn.

Kentucky 60 • 10-4, 1-0 SEC

#	Player	Total		3-Ptr		Rebounds			PF	TP	A TO Blk Stl				Min
		FG	FGA	FG	FGA	FT	FTA	Off Def Tot			A	TO	Blk	Stl	
03	Noel, Nerlens	f	6-8	0-0	1-2	2	5	7	3	13	0	3	3	2	34
15	Caulley-Stein, Willie	f	3-5	0-0	1-3	2	6	8	1	7	4	0	4	2	30
22	Poythress, Alex	f	2-3	0-1	3-4	0	6	6	5	7	0	4	1	0	23
10	Goodwin, Archie	g	5-14	0-4	2-4	2	3	5	1	12	3	5	0	2	37
12	Harrow, Ryan	g	6-13	2-5	2-2	0	4	4	0	16	4	2	0	1	36
05	Polson, Jarrod		0-0	0-0	0-0	0	0	0	1	0	0	0	0	0	1
33	Wiltjer, Kyle		1-5	0-2	0-0	1	0	1	3	2	1	1	0	0	14
34	Mays, Julius		1-5	1-5	0-0	0	4	4	1	3	0	1	0	0	25
Team						2	0	2							
Totals			24-53	3-17	9-15	9	28	37	15	60	12	16	8	7	200

FG % 1st Half: 15-26 57.7% 2nd half: 9-27 33.3% Game: 24-53 45.3% Deadball Rebounds 4
 3FG % 1st Half: 1-8 12.5% 2nd half: 2-9 22.2% Game: 3-17 17.6%
 FT % 1st Half: 4-7 57.1% 2nd half: 5-8 62.5% Game: 9-15 60.0%

Vanderbilt 58 • 6-7, 0-1 SEC

#	Player	Total		3-Ptr		Rebounds			PF	TP	A TO Blk Stl				Min
		FG	FGA	FG	FGA	FT	FTA	Off Def Tot			A	TO	Blk	Stl	
00	ODOM, Rod	f	3-16	2-9	4-7	3	1	4	3	12	0	4	0	0	36
40	HENDERSON, Josh	c	0-3	0-0	0-0	0	2	2	1	0	1	2	1	1	13
02	JOHNSON, Kedren	g	8-19	2-9	0-1	0	2	2	2	18	6	4	0	4	37
11	FULLER, Kyle	g	3-7	1-1	0-0	1	2	3	0	7	0	2	0	1	23
15	BRIGHT, Kevin	g	0-4	0-3	0-0	4	3	7	0	0	0	0	0	0	18
21	JETER, Sheldon		2-6	0-2	0-0	1	4	5	2	4	0	0	1	0	23
24	PARKER, Dai-Jon		3-8	2-5	0-0	1	3	4	3	8	1	1	0	1	23
34	MOATS, Shelby		4-7	1-1	0-0	5	5	10	3	9	1	0	0	0	27
Team						5	0	5							
Totals			23-70	8-30	4-8	20	22	42	14	58	9	13	2	7	200

FG % 1st Half: 10-36 27.8% 2nd half: 13-34 38.2% Game: 23-70 32.9% Deadball Rebounds 3
 3FG % 1st Half: 2-13 15.4% 2nd half: 6-17 35.3% Game: 8-30 26.7%
 FT % 1st Half: 2-2 100.0% 2nd half: 2-6 33.3% Game: 4-8 50.0%

Officials: Tony Greene, Ed Corbett, Mike Roberts
 Technical fouls: Kentucky-None. Vanderbilt-None.
 Attendance: 14316

Score by periods	1st	2nd	Total
Kentucky	35	25	60
Vanderbilt	24	34	58



Official Basketball Box Score -- Game Totals -- Final Statistics
Texas A&M vs Kentucky
 01/12/13 4:00pm at Rupp Arena - Lexington, KY

Texas A&M 83 • 12-3, 2-0

#	Player	Total		3-Ptr		Rebounds			PF	TP	A TO Blk Stl				Min
		FG	FGA	FG	FGA	FT	FTA	Off Def Tot			A	TO	Blk	Stl	
32	Roberson, Kourtney	f	5-9	0-0	0-1	3	6	9	3	10	0	1	0	1	28
35	Turner, Ray	f	3-6	0-0	0-1	2	1	3	4	6	0	2	0	0	15
11	Reese, J'Mychal	g	1-3	1-1	0-0	0	2	2	3	3	2	3	0	0	18
12	Harris, Fabyon	g	4-7	2-4	4-7	0	0	0	2	14	2	0	0	1	30
31	Turner, Elston	g	14-19	6-10	6-6	1	5	6	0	40	4	0	0	0	37
00	Young, Andrew		0-2	0-0	0-0	0	0	0	2	0	0	2	0	0	7
13	Green, Jordan		1-4	0-2	2-2	0	2	2	2	4	4	1	0	2	16
21	Caruso, Alex		2-7	0-1	0-0	2	4	6	3	4	3	1	1	2	19
42	Jahns, Jarod		1-2	0-1	0-0	4	0	4	1	2	0	0	0	0	30
Team						3	0	3							
Totals			31-59	9-19	12-17	15	20	35	20	83	15	10	1	6	200

FG % 1st Half: 14-30 46.7% 2nd half: 17-29 58.6% Game: 31-59 52.5% Deadball Rebounds 2
 3FG % 1st Half: 4-12 33.3% 2nd half: 5-7 71.4% Game: 9-19 47.4%
 FT % 1st Half: 4-4 100.0% 2nd half: 8-13 61.5% Game: 12-17 70.6%

Kentucky 71 • 10-5, 1-1

#	Player	Total		3-Ptr		Rebounds			PF	TP	A TO Blk Stl				Min
		FG	FGA	FG	FGA	FT	FTA	Off Def Tot			A	TO	Blk	Stl	
03	Noel, Nerlens	f	4-6	0-0	7-8	4	7	11	1	15	6	0	7	4	39
15	Caulley-Stein, Willie	f	3-4	0-0	0-0	2	1	3	5	6	0	0	0	0	24
22	Poythress, Alex	f	4-8	1-1	3-3	3	3	6	0	12	1	0	0	0	21
10	Goodwin, Archie	g	6-16	1-4	4-7	2	0	2	3	17	1	4	0	0	34
12	Harrow, Ryan	g	5-13	2-6	2-2	1	2	3	4	14	2	5	0	0	39
05	Polson, Jarrod		0-0	0-0	0-0	0	0	0	0	0	0	0	0	0	1
33	Wiltjer, Kyle		0-2	0-1	0-0	0	2	2	0	0	0	1	0	0	19
34	Mays, Julius		2-7	2-6	1-2	0	0	0	1	7	4	0	0	0	23
Team						2	1	3	1						
Totals			24-56	6-18	17-22	14	16	30	15	71	14	11	7	4	200

FG % 1st Half: 11-25 44.0% 2nd half: 13-31 41.9% Game: 24-56 42.9% Deadball Rebounds 3
 3FG % 1st Half: 2-5 40.0% 2nd half: 4-13 30.8% Game: 6-18 33.3%
 FT % 1st Half: 7-8 87.5% 2nd half: 10-14 71.4% Game: 17-22 77.3%

Officials: Doug Shows, Patrick Evans, Bruce Benedict
 Technical fouls: Texas A&M-None. Kentucky-TEAM.
 Attendance: 24193

Score by periods	1st	2nd	Total
Texas A&M	36	47	83
Kentucky	31	40	71



Official Basketball Box Score -- Game Totals -- Final Statistics
Tennessee vs Kentucky
 1/15/13 7:00pm at Rupp Arena - Lexington, KY

Tennessee 65 • 8-7, 0-3

#	Player	Total		3-Ptr		Rebounds			PF	TP	A TO Blk Stl				Min
		FG	FGA	FG	FGA	FT	FTA	Off Def Tot			A	TO	Blk	Stl	
05	Stokes, Jarnell	f	2-5	0-0	0-0	1	4	5	5	4	2	2	1	0	16
20	Hall, Kenny	f	3-7	0-1	0-0	0	1	1	2	6	0	2	1	0	24
01	Richardson, Josh	g	3-7	0-1	0-2	0	2	2	3	6	2	2	0	2	36
13	McBee, Skylar	g	1-2	1-2	0-0	0	0	0	3	3	0	0	0	0	11
52	McRae, Jordan	g	8-18	1-4	6-8	1	3	4	2	23	1	1	0	0	36
00	Makanjuola, Yemi		1-1	0-0	0-0	0	3	3	5	2	0	1	0	1	14
03	Reese, Derek		3-6	1-2	2-2	3	1	4	1	9	0	0	0	0	22
04	Moore, Armani		1-1	1-1	2-2	0	4	4	2	5	0	0	1	0	12
11	Golden, Trae		3-7	0-1	1-3	0	4	4	2	7	6	5	0	0	29
Team						2	1	3							
Totals			25-54	4-12	11-17	7	23	30	25	65	11	13	3	3	200

FG % 1st Half: 14-25 56.0% 2nd half: 11-29 37.9% Game: 25-54 46.3% Deadball Rebounds 2
 3FG % 1st Half: 3-6 50.0% 2nd half: 1-6 16.7% Game: 4-12 33.3%
 FT % 1st Half: 0-0 0.0% 2nd half: 11-17 64.7% Game: 11-17 64.7%

Kentucky 75 • 11-5, 2-1

#	Player	Total		3-Ptr		Rebounds			PF	TP	A TO Blk Stl				Min
		FG	FGA	FG	FGA	FT	FTA	Off Def Tot			A	TO	Blk	Stl	
03	Noel, Nerlens	f	5-7	0-0	2-5	2	7	9	2	12	2	3	6	4	38
15	Caulley-Stein, Willie	f	3-5	0-0	1-3	3	2	5	3	7	0	2	0	0	15
22	Poythress, Alex	f	3-5	2-2	2-2	1	7	8	1	10	1	2	0	0	24
10	Goodwin, Archie	g	2-10	0-1	4-6	1	1	2	5	8	3	2	0	1	30
12	Harrow, Ryan	g	3-9	0-3	6-9	0	3	3	4	12	4	0	0	1	33
05	Polson, Jarrod		0-0	0-0	0-0	0	0	0	0	0	0	0	0	0	7
33	Wiltjer, Kyle		6-10	2-6	3-4	1	4	5	0	17	2	1	2	0	26
34	Mays, Julius		3-5	2-3	1-2	0	0	0	2	9	1	1	0	0	27
Team						0	2	2							
Totals			25-51	6-15	19-31	8	26	34	17	75	13	13	8	6	200

FG % 1st Half: 12-31 38.7% 2nd half: 13-20 65.0% Game: 25-51 49.0% Deadball Rebounds 7
 3FG % 1st Half: 3-10 30.0% 2nd half: 3-5 60.0% Game: 6-15 40.0%
 FT % 1st Half: 7-11 63.6% 2nd half: 12-20 60.0% Game: 19-31 61.3%

Officials: Tony Greene, Michael Roberts, Ron Groover
 Technical fouls: Tennessee-None. Kentucky-None.
 Attendance: 24033

Score by periods	1st	2nd	Total
Tennessee	31	34	65
Kentucky	34	41	75



Official Basketball Box Score -- Game Totals -- Final Statistics
Kentucky vs Auburn
 1/19/13 8:00 p.m. at Auburn Arena -- Auburn, Ala.

Kentucky 75 • 12-5, 3-1

#	Player		Total		3-Ptr		Rebounds			PF	TP	A TO Blk Stl				Min
			FG	FGA	FG	FGA	FT	FTA	Off			Def	Tot	A	TO	
03	Noel, Nerlens	f	5-8	0-0	0-0	1	8	9	4	10	0	2	7	0	25	
22	Poythress, Alex	f	3-7	0-0	6-8	3	4	7	1	12	0	3	0	1	29	
0	Goodwin, Archie	g	5-7	0-2	2-4	2	5	7	4	12	1	2	0	3	35	
12	Harrow, Ryan	g	6-12	0-3	0-1	2	3	5	2	12	8	5	0	1	34	
34	Mays, Julius	g	2-5	2-4	0-1	0	3	3	0	6	3	0	0	0	34	
04	Hood, Jon		0-0	0-0	0-0	0	1	1	0	0	0	0	0	0	4	
05	Polson, Jarrod		3-3	0-0	0-0	1	2	3	2	6	0	1	1	0	10	
33	Wiltjer, Kyle		6-13	3-6	2-2	1	3	4	1	17	5	2	0	1	29	
	Team					1	3	4								
Totals			30-55	5-15	10-16	11	32	43	14	75	17	15	8	6	200	

KENTUCKY BASKETBALL



Official Basketball Box Score -- Game Totals -- Final Statistics
Kentucky vs Alabama
 1/22/13 8 p.m. at Tuscaloosa, Ala. (Coleman Coliseum)

Kentucky 55 • 12-6, 3-2

#	Player	Total		3-Ptr		Rebounds			PF	TP	A TO Blk Stl				Min
		FG-FGA	FG-FGA	FT-FTA	FT-FTA	Off	Def	Tot			A	TO	Blk	Stl	
03	Noel, Nerlens	f	4-9	0-0	0-0	4	9	13	1	8	0	2	8	1	39
22	Poythress, Alex	f	2-3	0-0	2-2	1	4	5	5	6	0	2	0	0	15
10	Goodwin, Archie	g	2-12	0-1	3-6	1	6	7	2	7	2	3	2	1	35
12	Harrow, Ryan	g	3-12	0-1	0-0	0	1	1	4	6	2	1	0	0	29
34	Mays, Julius	g	4-8	4-5	0-0	1	2	3	4	12	1	2	0	0	32
04	Hood, Jon	g	0-0	0-0	0-0	0	1	1	0	0	0	0	0	0	1
05	Polson, Jarrod	g	1-2	0-0	0-0	1	2	3	2	2	2	0	0	0	14
33	Wiltjer, Kyle	g	6-10	1-2	1-3	2	5	7	1	14	2	3	0	1	35
Team						3	1	4							
Totals			22-56	5-9	6-11	13	31	44	19	55	9	13	10	3	200

FG % 1st Half: 14-29 48.3% 2nd half: 8-27 29.6% Game: 22-56 39.3%
 3FG % 1st Half: 3-6 50.0% 2nd half: 2-3 66.7% Game: 5-9 55.6%
 FT % 1st Half: 2-2 100.0 2nd half: 4-9 44.4% Game: 6-11 54.5%

Alabama 59 • 12-6, 4-1

#	Player	Total		3-Ptr		Rebounds			PF	TP	A TO Blk Stl				Min
		FG-FGA	FG-FGA	FT-FTA	FT-FTA	Off	Def	Tot			A	TO	Blk	Stl	
14	Gueye, Moussa	c	2-3	0-0	0-1	2	3	5	0	4	0	0	5	0	18
05	Lacey, Trevor	g	2-9	0-3	3-4	0	4	4	1	7	4	2	0	4	28
12	Releford, Trevor	g	4-10	1-1	4-4	0	3	3	1	13	2	3	0	2	32
20	Randolph, Levi	g	4-8	0-3	3-4	1	3	4	3	11	2	1	2	2	31
21	Cooper, Rodney	g	2-11	1-3	1-2	2	4	6	4	6	1	0	0	1	31
25	Jacobs, Nick	g	6-9	0-0	2-3	3	2	5	0	14	0	0	1	0	22
22	Steele, Andrew	g	1-4	0-2	2-3	0	2	2	2	4	0	0	0	0	21
24	Pollard, Devonta	g	0-3	0-1	0-0	0	2	2	2	0	0	0	1	1	17
Team						1	0	1							
Totals			21-57	2-13	15-21	9	23	32	13	59	9	6	9	10	200

FG % 1st Half: 10-28 35.7% 2nd half: 11-29 37.9% Game: 21-57 36.8%
 3FG % 1st Half: 1-6 16.7% 2nd half: 1-7 14.3% Game: 2-13 15.4%
 FT % 1st Half: 3-4 75.0% 2nd half: 12-17 70.6% Game: 15-21 71.4%

Officials: Doug Shows, John Cahill, Karl Hess
 Technical fouls: Kentucky-None. Alabama-None.
 Attendance: 15383

Score by periods	1st	2nd	Total
Kentucky	33	22	55
Alabama	24	35	59

Points	In	Off	2nd	Fast	Bench
UK	Paint	T/O	Chance	Break	
UK	32	5	10	4	16
ALABAMA	32	11	11	2	18

Last FG - UK 2nd-00:00, ALABAMA 2nd-00:51.
 Largest lead - UK by 11 1st-04:18, ALABAMA by 7 2nd-00:13.

Score tied - 8 times.
 Lead changed - 6 times.



Official Basketball Box Score -- Game Totals -- Final Statistics
Louisiana State vs Kentucky
 1/26/13 4:00pm at Rupp Arena - Lexington, KY

Louisiana State 70 • 10-7, 1-5

#	Player	Total		3-Ptr		Rebounds			PF	TP	A TO Blk Stl				Min
		FG-FGA	FG-FGA	FT-FTA	FT-FTA	Off	Def	Tot			A	TO	Blk	Stl	
02	O'Bryant III, Johnny	f	9-22	1-1	2-2	8	4	12	3	21	2	4	0	0	39
55	Del Piero, Andrew	c	0-2	0-0	0-0	0	0	0	1	0	0	0	1	0	4
00	Carmouche, Charles	g	2-7	0-3	3-4	1	3	4	1	7	7	1	0	3	25
10	Hickey, Anthony	g	5-10	4-7	1-3	0	0	0	4	15	1	0	0	3	30
01	Stringer, Andre	g	5-7	3-4	0-0	0	1	1	2	13	1	2	0	0	30
03	Courtney, Jalen	g	0-1	0-0	0-0	0	0	0	1	0	0	0	0	0	4
05	Coleman, Shavon	g	2-9	0-3	4-4	0	2	2	4	8	1	2	1	1	33
11	Hamminck, Shane	g	1-1	0-0	0-0	0	1	1	1	2	1	1	0	0	10
24	Morgan, Malik	g	1-4	0-2	2-2	0	3	3	4	4	0	0	0	0	25
Team						2	1	3							
Totals			25-63	8-20	12-15	11	15	26	21	70	13	10	2	7	200

FG % 1st Half: 12-34 35.3% 2nd half: 13-29 44.8% Game: 25-63 39.7%
 3FG % 1st Half: 4-12 33.3% 2nd half: 4-8 50.0% Game: 8-20 40.0%
 FT % 1st Half: 3-4 75.0% 2nd half: 9-11 81.8% Game: 12-15 80.0%

Kentucky 75 • 13-6, 4-2

#	Player	Total		3-Ptr		Rebounds			PF	TP	A TO Blk Stl				Min
		FG-FGA	FG-FGA	FT-FTA	FT-FTA	Off	Def	Tot			A	TO	Blk	Stl	
03	Noel, Nerlens	f	4-5	0-0	2-3	2	6	8	1	10	2	4	6	1	38
22	Poythress, Alex	f	6-9	0-0	8-10	4	8	12	3	20	0	1	0	1	30
10	Goodwin, Archie	g	5-12	0-1	5-9	3	2	5	3	15	2	4	0	1	37
12	Harrow, Ryan	g	5-11	0-3	1-2	0	1	1	0	11	1	2	0	0	24
34	Mays, Julius	g	3-6	2-4	1-2	1	3	4	4	9	1	2	0	0	33
04	Hood, Jon	g	0-0	0-0	0-0	0	0	0	0	0	0	0	0	1	1
05	Polson, Jarrod	g	1-1	0-0	0-0	0	1	1	3	2	0	1	0	0	14
33	Wiltjer, Kyle	g	3-8	0-3	2-2	2	1	3	1	8	1	2	0	0	23
Team						1	4	5							
Totals			27-52	2-11	19-28	13	26	39	15	75	7	16	6	4	200

FG % 1st Half: 19-33 57.6% 2nd half: 8-19 42.1% Game: 27-52 51.9%
 3FG % 1st Half: 1-7 14.3% 2nd half: 1-4 25.0% Game: 2-11 18.2%
 FT % 1st Half: 3-7 42.9% 2nd half: 16-21 76.2% Game: 19-28 67.9%

Officials: Antinio Petty, Lee Cassell, Forrest Sigler
 Technical fouls: Louisiana State-None. Kentucky-None.
 Attendance: 24248

Score by periods	1st	2nd	Total
Louisiana State	31	39	70
Kentucky	42	33	75

Points	In	Off	2nd	Fast	Bench
LSU	Paint	T/O	Chance	Break	
LSU	32	20	14	6	14
UK	46	14	14	13	10

Last FG - LSU 2nd-00:03, UK 2nd-06:54.
 Largest lead - LSU by 3 1st-18:43, UK by 15 1st-02:01.

Score tied - 0 times.
 Lead changed - 1 time.



Official Basketball Box Score -- Game Totals -- Final Statistics
Kentucky vs Ole Miss
 1/29/13 8 PM at Oxford, Miss./Tad Smith Coliseum

Kentucky 87 • 14-6, 5-2 SEC

#	Player	Total		3-Ptr		Rebounds			PF	TP	A TO Blk Stl				Min
		FG-FGA	FG-FGA	FT-FTA	FT-FTA	Off	Def	Tot			A	TO	Blk	Stl	
03	Noel, Nerlens	f	0-1	0-0	2-8	1	6	7	4	2	2	1	12	1	36
22	Poythress, Alex	f	6-9	1-2	2-4	1	6	7	4	15	0	1	0	0	20
10	Goodwin, Archie	g	6-11	0-2	12-14	3	3	6	2	24	4	3	0	0	35
12	Harrow, Ryan	g	3-7	1-1	6-9	1	2	3	3	13	2	2	1	0	28
34	Mays, Julius	g	2-6	1-5	0-0	1	6	7	3	5	4	2	0	1	23
04	Hood, Jon	g	0-0	0-0	0-0	0	3	3	1	0	1	0	0	0	8
05	Polson, Jarrod	g	1-3	0-1	0-0	0	2	2	3	2	1	0	0	0	15
33	Wiltjer, Kyle	g	10-19	5-12	1-2	1	6	7	2	26	3	0	0	3	35
Team						2	1	3							
Totals			28-56	8-23	23-37	10	35	45	22	87	17	9	13	5	200

FG % 1st Half: 12-25 48.0% 2nd half: 16-31 51.6% Game: 28-56 50.0%
 3FG % 1st Half: 3-11 27.3% 2nd half: 5-12 41.7% Game: 8-23 34.8%
 FT % 1st Half: 10-20 50.0% 2nd half: 13-17 76.5% Game: 23-37 62.2%

Ole Miss 74 • 17-3, 6-1 SEC

#	Player	Total		3-Ptr		Rebounds			PF	TP	A TO Blk Stl				Min
		FG-FGA	FG-FGA	FT-FTA	FT-FTA	Off	Def	Tot			A	TO	Blk	Stl	
23	Buckner, Reginald	f	2-6	0-0	1-2	5	4	9	4	5	0	2	1	0	21
31	Holloway, Murphy	f	4-14	0-0	2-3	2	6	8	4	10	0	1	1	0	26
10	White, LaDarius	g	9-16	3-3	1-2	0	3	3	5	22	0	2	0	2	31
22	Henderson, Marshall	g	5-19	2-11	9-12	3	2	5	1	21	1	0	0	0	34
32	Summers, Jarvis	g	5-19	0-1	0-0	2	3	5	3	10	5	0	0	0	32
01	Newby, Martavious	g	0-1	0-0	0-0	0	0	0	1	0	0	0	0	1	3
03	Millinghaus, Derrick	g	0-2	0-0	0-0	0	0	0	0	0	2	0	0	0	8
13	Perez, Anthony	g	0-1	0-1	0-0	1	2	3	0	0	0	0	0	0	4
20	Williams, Nick	g	1-3	0-0	0-0	0	1	1	3	2	1	1	0	0	13
25	Brutus, Terry	g	0-0	0-0	0-0	2	0	2	2	0	0	0	0	0	7
34	Jones, Aaron	g	2-4	0-0	0-1	5	3	8	4	4	0	1	1	1	21
Team						6	2	8							
Totals			28-85	5-16	13-20	26	26	52	27	74	9	7	3	4	200

KENTUCKY BASKETBALL



Official Basketball Box Score -- Game Totals -- Final Statistics
South Carolina vs Kentucky
 2/5/13 9:00pm at Rupp Arena - Lexington, KY

South Carolina 55 • 12-10, 2-7

#	Player	Total		3-Ptr		Rebounds			PF	TP	A TO Blk Stl				Min
		FG-FGA	FG-FGA	FT-FTA	Off Def Tot	PF	TP	A TO Blk Stl							
24	Carrera, Michael	f	6-10	2-3	4-7	2	4	6	4	18	0	0	0	1	24
30	Jackson, LaKeem	f	1-5	0-0	0-0	0	3	3	2	0	0	2	0	0	28
01	Williams, Brenton	g	1-5	0-3	2-2	0	0	0	0	4	1	0	0	0	18
02	Richardson, Brian	g	2-7	2-6	0-0	0	0	0	1	6	0	0	0	1	18
23	Ellington, Bruce	g	1-8	0-4	7-9	0	1	1	2	9	0	3	0	0	23
05	Smith, Eric		1-5	0-2	0-0	0	0	0	2	2	2	1	0	0	17
14	Chatkevicius, La.		2-6	0-0	0-2	1	2	3	4	4	0	1	0	0	13
25	Kacinas, Mindaugas		0-4	0-1	1-2	1	2	3	3	1	0	0	0	2	15
32	Leonard, Damien		2-5	0-2	2-2	5	1	6	1	6	2	1	0	1	29
33	Slawson, RJ		1-4	1-2	0-0	0	0	1	3	3	0	0	1	0	13
55	Phillips, Shane		0-0	0-0	0-0	0	0	0	0	0	0	1	0	0	2
Team					0	2	2								
Totals			17-59	5-23	16-24	9	16	25	23	55	5	7	3	5	200

FG % 1st Half: 9-32 28.1% 2nd half: 8-27 29.6% Game: 17-59 28.8%
 3FG % 1st Half: 3-13 23.1% 2nd half: 2-10 20.0% Game: 5-23 21.7%
 FT % 1st Half: 3-6 50.0% 2nd half: 13-18 72.2% Game: 16-24 66.7%

Kentucky 77 • 16-6, 7-2

#	Player	Total		3-Ptr		Rebounds			PF	TP	A TO Blk Stl				Min
		FG-FGA	FG-FGA	FT-FTA	Off Def Tot	PF	TP	A TO Blk Stl							
03	Noel, Nerlens	f	5-8	0-0	0-3	2	8	10	1	10	0	2	5	0	30
22	Poythress, Alex	f	2-5	0-0	3-3	2	7	9	4	7	0	4	1	1	21
10	Goodwin, Archie	g	3-8	0-1	7-12	1	4	5	3	13	3	3	1	1	33
12	Harrow, Ryan	g	6-6	0-0	0-0	0	2	2	4	12	4	1	0	1	25
34	Mays, Julius	g	4-5	4-5	3-3	0	1	1	2	15	4	2	0	0	32
04	Hood, Jon		1-1	0-0	0-0	0	0	0	0	2	0	0	0	0	2
05	Polson, Jarrod		0-0	0-0	0-0	0	2	2	0	2	2	0	0	0	11
15	Cauley-Stein, Willie		5-7	0-0	3-5	1	5	6	2	13	0	2	0	0	22
33	Wiltjer, Kyle		1-4	1-2	2-2	1	5	6	4	5	0	3	0	0	24
Team					0	1	1								
Totals			27-44	5-8	18-28	7	35	42	20	77	13	17	9	3	200

FG % 1st Half: 15-22 68.2% 2nd half: 12-22 54.5% Game: 27-44 61.4%
 3FG % 1st Half: 3-5 60.0% 2nd half: 2-3 66.7% Game: 5-8 62.5%
 FT % 1st Half: 12-15 80.0% 2nd half: 6-13 46.2% Game: 18-28 64.3%

Officials: Anthony Jordan, John Cahill, Jamie Luckie
 Technical fouls: South Carolina-None. Kentucky-None.
 Attendance: 22559

Score by periods	1st	2nd	Total
South Carolina	24	31	55
Kentucky	45	32	77

Last FG - USC 2nd-02:24, UK 2nd-01:12.
 Largest lead - USC by 1 1st-10:22, UK by 27 2nd-09:16.

Points	In Paint	Off T/O	2nd Chance	Fast Break	Bench
USC	18	16	8	2	16
UK	42	8	8	8	20

Score tied - 1 time.
 Lead changed - 2 times.



Official Basketball Box Score -- Game Totals -- Final Statistics
Auburn vs Kentucky
 2/9/13 4:00 pm at Rupp Arena - Lexington, KY

Auburn 62 • 9-14, 3-7

#	Player	Total		3-Ptr		Rebounds			PF	TP	A TO Blk Stl				Min
		FG-FGA	FG-FGA	FT-FTA	Off Def Tot	PF	TP	A TO Blk Stl							
02	Payne, Allen	f	2-5	1-1	0-1	0	1	1	2	5	0	0	0	0	17
25	Granger, Jordan	f	0-0	0-0	0-0	0	0	0	1	0	0	0	0	0	4
41	Chubb, Rob	f	3-5	0-0	1-2	0	1	1	5	7	0	0	0	0	17
11	Wallace, Josh	g	1-6	0-0	1-2	3	0	3	4	3	4	3	0	1	34
23	Sullivan, Frankie	g	3-9	2-3	0-0	0	7	7	3	8	3	2	0	1	24
00	Dixon-Tatum, Asauhn		0-1	0-0	2-2	0	2	2	5	2	0	2	2	1	16
03	Denson, Chris		7-10	0-0	1-2	2	2	4	0	15	1	0	0	0	29
05	Johnson, Shaquille		2-5	0-1	6-8	4	1	5	2	10	1	1	0	0	23
10	Price, Jordan		0-2	0-1	0-0	0	1	1	3	0	0	0	0	0	8
32	Johnson, Noel		4-8	4-7	0-0	0	3	3	4	12	0	1	0	0	28
Team					0	2	2								
Totals			22-51	7-13	11-17	9	20	29	29	62	9	9	2	3	200

FG % 1st Half: 11-29 37.9% 2nd half: 11-22 50.0% Game: 22-51 43.1%
 3FG % 1st Half: 6-9 66.7% 2nd half: 1-4 25.0% Game: 7-13 53.8%
 FT % 1st Half: 3-5 60.0% 2nd half: 8-12 66.7% Game: 11-17 64.7%

Kentucky 72 • 17-6, 8-2

#	Player	Total		3-Ptr		Rebounds			PF	TP	A TO Blk Stl				Min
		FG-FGA	FG-FGA	FT-FTA	Off Def Tot	PF	TP	A TO Blk Stl							
03	Noel, Nerlens	f	1-2	0-0	8-13	4	8	12	2	10	1	2	1	1	32
22	Poythress, Alex	f	3-5	0-1	2-2	1	1	2	4	8	2	2	0	1	27
10	Goodwin, Archie	g	1-6	0-1	1-4	1	1	2	4	3	1	2	1	0	17
12	Harrow, Ryan	g	3-6	1-3	5-6	0	1	1	3	12	1	0	2	0	26
34	Mays, Julius	g	2-8	2-8	4-4	0	6	6	3	10	2	0	0	0	37
05	Polson, Jarrod		1-3	1-2	0-0	1	2	3	1	3	2	1	0	1	20
15	Cauley-Stein, Willie		5-5	0-0	2-5	2	2	4	3	12	1	0	0	0	19
33	Wiltjer, Kyle		4-11	2-6	4-4	1	2	3	1	14	2	2	0	1	22
Team					1	1	2								
Totals			20-46	6-21	26-38	11	24	35	21	72	12	10	4	4	200

FG % 1st Half: 12-29 41.4% 2nd half: 8-17 47.1% Game: 20-46 43.5%
 3FG % 1st Half: 4-14 28.6% 2nd half: 2-7 28.6% Game: 6-21 28.6%
 FT % 1st Half: 9-14 64.3% 2nd half: 17-24 70.8% Game: 26-38 68.4%

Officials: Tony Greene, Mark Whitehead, Steven Anderson
 Technical fouls: Auburn-Granger, Jordan. Kentucky-Goodwin, Archie.
 Attendance: 24253

Score by periods	1st	2nd	Total
Auburn	31	31	62
Kentucky	37	35	72

Points	In Paint	Off T/O	2nd Chance	Fast Break	Bench
AU	26	7	8	4	39
UK	28	11	10	4	29

Last FG - AU 2nd-00:53, UK 2nd-03:20.
 Largest lead - AU by 4 1st-16:36, UK by 16 2nd-04:07.

Score tied - 4 times.
 Lead changed - 6 times.



Official Basketball Box Score -- Game Totals -- Final Statistics
Kentucky vs Florida
 2/12/13 7 p.m. at Stephen C. O'Connell Center

Kentucky 52 • 17-7, 8-3 SEC

#	Player	Total		3-Ptr		Rebounds			PF	TP	A TO Blk Stl				Min
		FG-FGA	FG-FGA	FT-FTA	Off Def Tot	PF	TP	A TO Blk Stl							
03	Noel, Nerlens	f	3-5	0-0	2-4	1	5	6	3	8	0	3	3	1	23
22	Poythress, Alex	f	1-9	0-1	3-5	2	2	4	0	5	2	3	0	2	29
10	Goodwin, Archie	g	4-9	0-1	0-0	1	0	1	4	8	3	4	0	3	30
12	Harrow, Ryan	g	0-3	0-1	0-0	0	1	1	0	1	2	0	0	0	19
34	Mays, Julius	g	4-7	2-5	0-0	0	2	2	2	10	3	1	0	1	34
04	Hood, Jon		0-1	0-0	0-0	0	1	1	0	0	0	0	0	0	7
05	Polson, Jarrod		1-2	1-2	1-2	0	1	1	2	4	1	1	0	0	15
15	Cauley-Stein, Willie		5-9	0-0	0-0	3	3	6	3	10	1	2	0	0	20
33	Wiltjer, Kyle		3-5	1-2	0-0	2	0	2	0	7	0	1	0	0	23
Team					5	2	7								
Totals			21-50	4-12	6-11	14	17	31	15	52	11	17	3	7	200

FG % 1st Half: 10-24 41.7% 2nd half: 11-26 42.3% Game: 21-50 42.0%
 3FG % 1st Half: 2-3 66.7% 2nd half: 2-9 22.2% Game: 4-12 33.3%
 FT % 1st Half: 3-5 60.0% 2nd half: 3-6 50.0% Game: 6-11 54.5%

Florida 69 • 20-3, 10-1 SEC

#	Player	Total		3-Ptr		Rebounds			PF	TP	A TO Blk Stl				Min
		FG-FGA	FG-FGA	FT-FTA	Off Def Tot	PF	TP	A TO Blk Stl							
33	Murphy, Erik	f	3-10	2-5	2-2	3	2	5	3	10	1	1	3	0	26
04	Young, Patric	c	5-7	0-0	2-3	4	7	11	1	12	0	2	4	1	24
01	Boynton, Kenny	g	3-7	1-3	2-3	0	0	0	1	9	2	3	0	2	35
03	Rosario, Mike	g	4-11	2-4	2-2	1	1	2	1	12	2	0	0	0	34
05	Wilbekin, Scottie	g	5-9	1-2	3-4	0	1	1	2	14	8	3	0	2	36
00	Kurtz, Jacob		0-0	0-0	0-0	0	0	0	1	0	0	0	0	0	1
11	Ogbueze, Braxton		0-0	0-0	0-0	0	0	0	0	0	0	0	0	0	1
12	Graham, Dillon		0-0	0-0	0-0	0	0	0	0	0	0	0	0	0	1

KENTUCKY BASKETBALL



Official Basketball Box Score -- Game Totals -- Final Statistics
Vanderbilt vs Kentucky
 02/20/13 8:00 pm at Rupp Arena - Lexington, KY

Vanderbilt 70 • 10-15, 4-9

#	Player	Total			3-Ptr			Rebounds			PF	TP	A TO Blk			Stl	Min
		FG-FGA	FG-FGA	FT-FTA	Off	Def	Total	A	TO	Blk							
00	ODOM, Rod	f	6-13	4-6	0-2	1	0	1	2	16	0	2	0	0	0	38	
40	HENDERSON, Josh	c	5-7	0-0	3-4	2	0	2	2	13	0	1	1	0	0	25	
02	JOHNSON, Kedren	g	4-10	2-4	7-8	3	1	4	1	17	7	1	1	1	1	32	
15	BRIGHT, Kevin	g	2-6	1-5	0-0	2	4	6	4	5	2	1	0	1	1	24	
24	PARKER, Dai-Jon	q	0-3	0-1	1-2	0	7	7	3	1	3	1	0	0	0	25	
11	FULLER, Kyle		5-10	2-3	2-3	0	2	2	0	14	1	0	0	0	0	24	
21	JETER, Sheldon		1-2	1-2	1-2	0	2	2	4	4	0	0	0	0	0	18	
34	MOATS, Shelby		0-1	0-1	0-1	1	4	5	2	0	0	1	0	0	0	14	
Team						0	1	1									
Totals			23-52	10-22	14-22	9	21	30	18	70	13	7	2	2	2	200	

FG % 1st Half:	10-24	41.7%	2nd half:	13-28	46.4%	Game:	23-52	44.2%	Deadball
3FG % 1st Half:	6-10	60.0%	2nd half:	4-12	33.3%	Game:	10-22	45.5%	Rebounds
FT % 1st Half:	8-14	57.1%	2nd half:	6-8	75.0%	Game:	14-22	63.6%	3

Kentucky 74 • 18-8, 9-4

#	Player		Total		3-Ptr		Rebounds			PF	TP	A TO Blk Stl			Min
			FG-FGA	FG-FGA	FT-FTA	Off	Def	Total	A			TO	Blk	Stl	
15	Cauley-Stein, Willie	f	8-10	0-0	4-7	3	4	7	3	20	0	3	3	1	32
22	Poythress, Alex	f	3-9	0-1	1-3	1	3	4	2	7	0	0	0	0	27
10	Goodwin, Archie	q	7-14	0-1	2-4	3	3	6	1	16	3	2	0	0	33
12	Harrow, Ryan	g	6-9	0-1	0-1	2	3	5	5	12	4	0	0	1	32
34	Mays, Julius	g	2-7	2-6	3-4	1	5	6	1	9	6	1	0	1	39
04	Hood, Jon		0-0	0-0	0-0	0	0	0	0	0	0	0	0	0	1
05	Polson, Jarrod		1-2	1-1	0-0	0	3	3	1	3	1	1	0	0	16
33	Wiltjer, Kyle		2-5	1-2	2-2	0	3	3	3	7	0	0	2	1	20
Team						1	1	2							
Totals			29-56	4-12	12-21	11	25	36	16	74	14	7	5	4	200
FG % 1st Half: 19-31 61.3%			2nd half: 10-25 40.0%	Game: 29-56 51.8%									Deadball Rebounds		
3FG % 1st Half: 2-6 33.3%			2nd half: 2-6 33.3%	Game: 4-12 33.3%									4		
FT % 1st Half: 2-5 40.0%			2nd half: 10-16 62.5%	Game: 12-21 57.1%											

Officials: Anthony Jordan, John Cahill, Jamie Luckie
 Technical fouls: Vanderbilt-JETER, Sheldon. Kentucky-Harrow, Ryan; Cauley-Stein, Willie.
 Attendance: 22887

Score by periods	1st	2nd	Total
Vanderbilt	34	36	70
Kentucky	42	32	74

Last FG - VU 2nd-00:06, UK 2nd-01:27.
 Largest lead - VU by 3 1st-19:36, UK by 14 1st-10:32.

	In	Off	2nd	Fast	Bench
Points	Paint	T/O	Chance	Break	
VU	24	11	7	4	18
UK	38	10	13	12	10

Score tied - 1 time.
 Lead changed - 3 times.



Official Basketball Box Score -- Game Totals -- Final Statistics
Missouri vs Kentucky
 2/23/13 9:00 pm at Rupp Arena - Lexington, KY

Missouri 83 • 19-8, 8-6

#	Player		Total	3-Ptr	Rebounds					PF	TP	A TO Blk			Stl	Min
			FG-FGA	FG-FGA	FT-FTA	Off	Def	Total								
21	Bowers, Laurence	f	5-9	1-2	2-4	2	3	5	5	13	1	1	0	1	28	
42	Oriakhi, Alex	f	6-12	0-0	4-5	6	9	15	5	16	1	1	0	3	35	
01	Pressey, Phil	g	12-24	3-7	0-1	1	1	2	4	27	10	4	0	4	38	
05	Bell, Keion	g	3-11	0-3	2-2	3	3	6	2	8	2	1	1	0	36	
32	Brown, Jabari	g	2-6	1-4	2-2	0	1	1	3	7	0	0	1	1	43	
03	Criswell, Tony		2-6	0-0	2-2	2	2	4	4	6	0	1	1	0	19	
14	Webster-Chan, Negus		0-0	0-0	0-0	0	0	0	0	0	0	0	0	0	0+	
33	Ross, Earnest		3-8	0-4	0-1	1	2	3	2	6	0	1	1	1	23	
44	Rosburg, Ryan		0-0	0-0	0-0	0	1	1	0	0	0	0	0	0	3	
Team						2	0	2								
Totals				33-76	5-20	12-17	17	22	39	25	83	14	9	4	10	225
FG % 1st Half: 14-38 36.8%			2nd half: 15-26 57.7%			OT: 4-12 33.3%			Game: 33-76 43.4%			Deadball Rebounds				
3FG % 1st Half: 2-9 22.2%			2nd half: 3-7 42.9%			OT: 0-4 0.0%			Game: 5-20 25.0%			Rebounds			2	
FT % 1st Half: 5-7 71.4%			2nd half: 7-10 70.0%			OT: 0-0 0.0%			Game: 12-17 70.6%							

Kentucky 90 • 19-8, 10-4

#	Player		Total		3-Ptr		Rebounds			PF	TP	A TO Blk			Stl	Min
			FG-FGA	FG-FGA	FT-FTA	Off	Def	Tot								
15	Cauley-Stein, Willie	f	3-7	0-0	1-7	4	8	12	2	7	1	2	7	1	35	
22	Poythress, Alex	f	8-10	1-1	4-6	2	5	7	3	21	2	0	1	0	40	
10	Goodwin, Archie	g	7-12	2-3	2-4	0	3	3	3	18	1	7	1	1	35	
12	Harrow, Ryan	g	6-14	0-2	4-4	2	6	8	3	16	6	3	0	1	42	
34	Mays, Julius	g	6-12	4-8	8-9	1	5	6	3	24	3	1	0	0	44	
04	Hood, Jon		0-0	0-0	0-0	0	0	0	0	0	0	0	0	0	2	
05	Polson, Jarrod		0-2	0-2	0-0	0	0	0	2	0	0	0	0	0	9	
33	Wiltjer, Kyle		0-2	0-1	4-6	0	1	1	0	4	3	1	0	0	18	
Team						3	1	4								
Totals				30-59	7-17	23-36	12	29	41	16	90	16	14	9	3	225
FG % 1st Half: 11-28 39.3% 2nd half: 17-26 65.4% OT: 2-5 40.0% Game: 30-59 50.8% Deadball Rebounds																
3FG % 1st Half: 2-10 20.0% 2nd half: 5-7 71.4% OT: 0-0 0.0% Game: 7-17 41.2%																
FT % 1st Half: 7-12 58.3% 2nd half: 5-10 50.0% OT: 11-14 78.6% Game: 23-36 63.9% 8																

Officials: Michael Roberts, Ted Valentine, Ron Groover
 Technical fouls: Missouri-None. Kentucky-None.
 Attendance: 24380

Score by periods	1st	2nd	OT	Total
Missouri	35	40	8	83
Kentucky	31	44	15	90

Last FG - MU OT-00:18, UK OT-01:06.
 Largest lead - MU by 13 1st-04:55, UK by 8 OT-00:23.

	In	Off	2nd	Fast	Bench
Points	Paint	T/O	Chance	Break	
MU	50	17	15	14	12
UK	42	17	14	8	4

Score tied - 8 times.
 Lead changed - 10 times.



Official Basketball Box Score -- Game Totals -- Final Statistics
Mississippi State vs Kentucky
 2/27/13 8:00 pm at Rupp Arena - Lexington, KY

Mississippi State 55 • 7-20, 12-13

#	Player		FG	3-Ptr	Rebounds										
			FG-FGA	FG-FGA	FT-FTA	Off	Def	Tot	PF	TP	A	TO	Blk	Stl	Min
03	Borchert, Colin	f	3-10	2-7	2-2	1	1	2	2	10	0	2	2	0	27
20	Ware, Gavin	f	3-9	0-0	2-2	3	3	6	2	8	1	2	1	0	32
01	Thomas, Fred	g	5-13	1-6	2-2	1	5	6	0	13	1	2	1	2	31
04	Bloodman, Triante	g	0-6	0-2	4-7	1	3	4	2	4	1	1	0	1	30
32	Sword, Craig	g	3-5	1-2	1-2	0	1	1	2	8	2	3	0	1	18
00	Steele, Jalen		3-11	2-6	2-2	1	4	5	1	10	2	1	1	1	26
15	Price, Baxter		0-1	0-1	0-0	0	0	0	1	0	0	1	0	0	11
24	Cunningham, Tyson		1-1	0-0	0-0	3	1	4	5	2	1	1	0	1	25
	Team					0	1	1							
Totals			18-56	6-24	13-17	10	19	29	15	55	8	14	5	6	200
FG % 1st Half: 7-30 23.3%			2nd half: 11-26 42.3%			Game: 18-56 32.1%			Deadball Rebounds						
3FG % 1st Half: 0-8 0.0%			2nd half: 6-16 37.5%			Game: 6-24 25.0%			1						
FT % 1st Half: 5-6 83.3%			2nd half: 8-11 72.7%			Game: 13-17 76.5%									

Kentucky 85 • 20-8, 11-4

#	Player		Total	3-Ptr	Rebounds										
			FG-FGA	FG-FGA	FT-FTA	Off	Def	Total	PF	TP	A	To	Blk	Stl	Min
15	Cauley-Stein, Willie	f	6-7	0-0	0-0	0	6	6	3	12	1	2	3	1	32
22	Poythress, Alex	f	7-11	1-2	1-2	2	6	8	1	16	1	1	1	0	28
10	Goodwin, Archie	q	4-10	1-3	2-2	2	1	3	3	11	1	3	1	0	23
12	Harrow, Ryan	g	6-9	3-6	4-5	1	6	7	0	19	4	0	0	0	30
34	Mays, Julius	q	4-6	3-5	0-0	1	2	3	3	11	4	1	0	0	21
04	Hood, Jon		2-4	1-3	0-0	1	2	3	2	5	1	0	0	1	16
05	Polson, Jarrod		4-5	0-0	1-2	2	2	4	1	9	3	3	0	1	21
13	Malone, Sam		0-0	0-0	0-0	1	0	1	0	0	0	0	0	0	3
21	Lanter, Tod		0-1	0-0	0-0	1	1	2	1	0	0	2	0	0	3
32	Long, Brian		0-2	0-0	0-0	0	0	0	0	0	0	0	0	1	2
33	Wiltjer, Kyle		1-7	0-3	0-0	0	3	3	2	2	3	0	0	0	21
	Team					1	1	2							
	Totals		34-62	9-22	8-11	12	30	42	16	85	18	13	5	4	200

FG % 1st Half: 18-31 58.1%

2nd half: 16-31 51.6%

Game: 34-62 54.8%

3FG % 1st Half: 4-10 40.0%

2nd half: 5-12 41.7%

Game: 9-22 40.9%

FT % 1st Half: 2-2 100.0%

2nd half: 6-9 66.7%

Game: 8-11 72.7%

0.1

KENTUCKY BASKETBALL



Official Basketball Box Score -- Game Totals -- Final Statistics
Kentucky vs Georgia
 3/7/13 7:00 p.m. at Stegeman Coliseum - Athens, Ga.

Kentucky 62 • 20-10 (11-6)

#	Player	Total		3-Ptr		Rebounds			PF	TP	A TO Blk			Stl	Min
		FG-FGA	FG-FGA	FT-FTA	FT-FTA	Off	Def	Tot			A	TO	Blk		
15	Cauley-Stein, Willie	f	5-9	0-0	0-3	4	7	11	2	10	2	4	2	1	33
22	Poythress, Alex	f	1-3	0-1	2-3	1	3	4	5	4	3	0	0	1	19
10	Goodwin, Archie	g	7-15	3-6	4-2	6	5	20	0	2	0	2	0	2	31
12	Harrow, Ryan	g	4-12	1-4	2-2	2	2	4	5	11	0	1	0	0	25
34	Mays, Julius	g	0-4	0-2	0-0	0	2	2	2	0	1	1	0	0	38
04	Hood, Jon		1-1	0-0	2-2	1	2	3	1	4	0	0	0	0	7
05	Polson, Jarrod		0-2	0-2	1-2	3	1	4	4	1	1	2	0	0	18
21	Lanter, Tod		0-0	0-0	0-0	0	0	0	0	0	0	0	0	0	0
33	Wiltjer, Kyle		5-16	2-11	0-0	0	4	4	2	12	1	0	0	0	29
Team						2	2	4							
Totals			23-62	6-26	10-18	17	25	42	26	62	8	10	2	4	200

FG % 1st Half: 11-29 37.9% 2nd half: 12-33 36.4% Game: 23-62 37.1%
 3FG % 1st Half: 1-9 11.1% 2nd half: 5-17 29.4% Game: 6-26 23.1%
 FT % 1st Half: 3-10 30.0% 2nd half: 7-8 87.5% Game: 10-18 55.6%

Georgia 72 • 15-15 (9-8)

#	Player	Total		3-Ptr		Rebounds			PF	TP	A TO Blk			Stl	Min
		FG-FGA	FG-FGA	FT-FTA	FT-FTA	Off	Def	Tot			A	TO	Blk		
15	Williams, Donte'	f	1-4	0-0	8-8	4	4	8	3	10	0	2	3	0	21
32	Florusue, John	c	1-5	0-0	0-2	0	1	1	3	2	2	0	0	1	13
01	Caldwell-Pope, Ken.	g	6-19	2-7	10-11	3	7	10	0	24	1	0	0	0	33
11	Williams, Vincent	g	2-4	1-1	3-5	0	2	2	0	8	3	1	0	0	18
23	Brantley, Sherrard	g	2-3	2-3	0-0	0	1	1	0	6	0	1	0	0	21
04	Mann, Charles		1-4	0-0	3-3	0	3	3	1	5	4	3	0	1	22
05	Dixon, Tim		0-0	0-0	0-0	1	1	2	0	0	0	1	1	0	15
10	Echols, Taylor		0-0	0-0	0-0	0	0	0	0	0	0	0	0	0	0
12	Gaines, Kenny		0-2	0-1	3-4	0	2	2	3	3	1	1	1	1	15
31	Morris, Brandon		1-2	0-0	0-1	1	2	3	4	2	1	1	0	1	10
41	Cannon, John		0-0	0-0	0-0	0	0	0	0	0	0	0	0	0	0
42	Djurisic, Nemanja		5-9	2-3	0-0	3	3	6	1	12	1	0	0	0	32
Team						1	1	2							
Totals			19-52	7-15	27-34	13	27	40	16	72	13	10	5	4	200

FG % 1st Half: 10-23 43.5% 2nd half: 9-29 31.0% Game: 19-52 36.5%
 3FG % 1st Half: 5-9 55.6% 2nd half: 2-6 33.3% Game: 7-15 46.7%
 FT % 1st Half: 6-10 60.0% 2nd half: 21-24 87.5% Game: 27-34 79.4%

Officials: Jim Burr, Michael Stephens, Roger Ayers
 Technical fouls: Kentucky-None. Georgia-None.
 Attendance: 10062

Score by periods	1st	2nd	Total
Kentucky	26	36	62
Georgia	31	41	72

Last FG - UK 2nd-01:14, UGA 2nd-00:59.
 Largest lead - UK by 6 1st-12:50, UGA by 15 2nd-03:59.

Score tied - 0 times.
 Lead changed - 7 times.



Official Basketball Box Score -- Game Totals -- Final Statistics
Florida vs Kentucky
 3/9/13 12:00 pm at Rupp Arena - Lexington, KY

Florida 57 • 24-6, 14-4

#	Player	Total		3-Ptr		Rebounds			PF	TP	A TO Blk			Stl	Min
		FG-FGA	FG-FGA	FT-FTA	FT-FTA	Off	Def	Tot			A	TO	Blk		
33	Murphy, Erik	f	6-11	3-6	2-2	2	9	11	4	17	0	2	0	0	31
04	Young, Patric	c	5-11	0-0	0-0	1	1	2	3	10	1	1	1	0	24
01	Boynton, Kenny	g	4-10	1-3	0-0	1	1	2	1	9	0	1	0	0	35
03	Rosario, Mike	g	2-6	0-0	2-2	0	1	1	2	6	3	4	0	1	28
05	Wilbekin, Scottie	g	2-8	1-4	2-2	0	1	1	3	7	2	2	0	0	26
15	Yegute, Will		1-2	0-0	2-4	1	5	6	1	4	2	0	0	1	19
20	Frazier, Michael		0-1	0-1	0-0	0	2	2	1	0	0	1	0	1	13
24	Prather, Casey		2-6	0-0	0-0	2	7	9	4	4	0	1	2	0	24
Team						0	0	0							
Totals			22-55	5-14	8-10	7	27	34	19	57	8	12	3	3	200

FG % 1st Half: 13-31 41.9% 2nd half: 9-24 37.5% Game: 22-55 40.0%
 3FG % 1st Half: 2-9 22.2% 2nd half: 3-5 60.0% Game: 5-14 35.7%
 FT % 1st Half: 3-4 75.0% 2nd half: 5-6 83.3% Game: 8-10 80.0%

Kentucky 61 • 21-10, 12-6

#	Player	Total		3-Ptr		Rebounds			PF	TP	A TO Blk			Stl	Min
		FG-FGA	FG-FGA	FT-FTA	FT-FTA	Off	Def	Tot			A	TO	Blk		
15	Cauley-Stein, Willie	f	2-5	0-0	2-4	3	5	8	4	6	1	3	4	1	25
22	Poythress, Alex	f	4-7	0-1	1-2	3	9	12	1	9	2	1	0	0	32
10	Goodwin, Archie	g	5-13	0-3	6-12	1	3	4	3	16	1	2	0	4	35
12	Harrow, Ryan	g	5-12	1-1	2-2	0	4	4	3	13	2	1	0	0	31
34	Mays, Julius	g	4-10	3-9	2-2	0	1	1	0	13	2	1	0	2	39
04	Hood, Jon		0-0	0-0	0-0	0	0	0	1	0	0	0	1	0	5
05	Polson, Jarrod		2-2	0-0	0-0	1	1	2	0	4	2	1	0	0	13
33	Wiltjer, Kyle		0-7	0-3	0-0	2	2	4	1	0	0	0	0	0	20
Team						3	2	5							
Totals			22-56	4-17	13-22	13	27	40	13	61	10	10	5	7	200

FG % 1st Half: 12-31 38.7% 2nd half: 10-25 40.0% Game: 22-56 39.3%
 3FG % 1st Half: 3-11 27.3% 2nd half: 1-6 16.7% Game: 4-17 23.5%
 FT % 1st Half: 4-8 50.0% 2nd half: 9-14 64.3% Game: 13-22 59.1%

Officials: Tony Greene, Pat Adams, Ron Groover
 Technical fouls: Florida-None. Kentucky-None.
 Attendance: 24294

Score by periods	1st	2nd	Total
Florida	31	26	57
Kentucky	31	30	61

Last FG - UF 2nd-07:36, UK 2nd-04:48.
 Largest lead - UF by 7 2nd-07:36, UK by 9 1st-16:14.

Score tied - 5 times.
 Lead changed - 8 times.



Official Basketball Box Score -- Game Totals -- Final Statistics
Vanderbilt vs Kentucky
 m Tat S ens To me - as ille T

Vanderbilt 64 • 16-16, 8-10

#	Player	Total		3-Ptr		Rebounds			PF	TP	A TO Blk			Stl	Min
		FG-FGA	FG-FGA	FT-FTA	FT-FTA	Off	Def	Tot			A	TO	Blk		
00	ODOM, Rod	f	3-7	1-1	2-2	3	3	6	4	9	0	0	2	0	33
40	HENDERSON, Josh	c	1-4	0-0	0-1	1	4	5	1	2	0	1	2	0	21
02	JOHNSON, Kedren	g	3-9	0-3	4-4	0	2	2	0	10	3	0	1	1	27
15	BRIGHT, Kevin	g	4-6	3-5	0-0	0	2	2	4	11	0	2	0	3	20
24	PARKER, Dai-Jon	g	5-8	2-3	0-0	1	5	6	2	12	2	0	0	2	34
10	WATKINS, Nathan		0-0	0-0	0-0	0	0	0	0	0	0	0	0	0	1
11	FULLER, Kyle		4-6	0-1	2-2	0	1	1	3	10	2	1	0	0	20
14	JOSEPHS, Carter		0-0	0-0	0-0	0	0	0	0	0	0	0	0	0	1
20	ASTROTH, A.J.		0-0	0-0	0-0	0	0	0	0	0	0	0	0	0	1
21	JETER, Sheldon		1-3	1-3	0-0	0	3	3	1	3	2	0	0	0	22
34	MOATS, Shelby		2-3	1-1	2-2	1	2	3	1	7	0	0	0	0	19
35	SIKAM, James		0-0	0-0	0-0	0	0	0	0	0	0	0	0	0	1
Team						0	2	2							
Totals			23-46	8-17	10-11	6	24	30	16	64	9	5	5	6	200

FG % 1st Half: 13-22 59.1% 2nd half: 10-24 41.7% Game: 23-46 50.0%
 3FG % 1st Half: 5-8 62.5% 2nd half: 3-9 33.3% Game: 8-17 47.1%
 FT % 1st Half: 6-6 100.0 2nd half: 4-5 80.0% Game: 10-11 90.9%

Kentucky 48 • 21-11, 12-6

#	Player	Total		3-Ptr		Rebounds			PF	TP	A To Blk			Stl	Min
		FG-FGA	FG-FGA	FT-FTA	Off	Def	Tot	A			To	Blk			
15	Cauley-Stein, Willie	f	2-6	0-0	3-5	5	4	9	4	7	1	1	1	1	30
22	Poythress, Alex	f	2-3	1-1	1-3	2	2	4	2	6	0	0	1	0	29
10	Goodwin, Archie	g	5-10	0-1	2-5	0	5	5	2	12	0	1	0	0	26
12	Harrow, Ryan	g	2-15	0-1	0-0	2	3	5	2	4	1	4	0	0	30
34	Mays, Julius	g	2-8	2-7	0-0	0	1	1	2	6	3	1	0	0	38
04	Hood, Jon		1-3	1-3	0-0	0	1	1	1	3	0	0	0	1	15
05	Polson, Jarrod		0-2	0-0	0-0	1	1	2	3	0	1	0	0	0	11
33	Wiltjer, Kyle		4-5	0-1	2-3	2	1	3	0	10	0	0	0	0	21
	Team					2	0	2							
Totals			18-52	4-14	8-16	14	18	32	16	48	6	7	2	2	200
FG % 1st Half: 9-25 36.0%		2nd half: 9-27 33.3%		Game: 18-52 34.6%		Deablo									
3FG % 1st Half: 2-4 33.3%		2nd half: 2-8 25.0%		Game: 4-14 28.6%		Rebound									
FT % 1st Half: 3-4 75.0%		2nd half: 5-12 41.7%		Game: 8-16 50.0%		4									



2012-13 UK Basketball **Kentucky Combined Team Statistics (as of Mar 16, 2013)** **All games**

RECORD:	OVERALL	HOME	AWAY	NEUTRAL
ALL GAMES	21-11	16-2	4-7	1-2
CONFERENCE	12-6	8-1	4-5	0-0
NON-CONFERENCE	9-5	8-1	0-2	1-2

#	Player	gp-gs	min	avg	Total		3-Point		F-Throw		Rebounds																pts	avg
					fg-fga	fg%	3fg-fga	3fg%	ft-fa	ft%	off	def	tot	avg	pf	dq	a	to	blk	stl								
10	Goodwin, Archie	32-32	1014	31.7	152-349	.436	17-64	.266	127-204	.623	45	100	145	4.5	94	3	87	98	15	35	448	14.0						
22	Poythress, Alex	32-30	825	25.8	130-222	.586	14-32	.438	91-132	.689	62	135	197	6.2	87	6	21	64	13	9	365	11.4						
03	Noel, Nerlens	24-24	765	31.9	98-166	.590	0-0	.000	55-104	.529	65	162	227	9.5	62	1	38	45	106	50	251	10.5						
33	Wiltjer, Kyle	32-10	774	24.2	116-274	.423	55-148	.372	47-58	.810	35	102	137	4.3	48	0	50	42	14	12	334	10.4						
12	Harrow, Ryan	28-23	778	27.8	108-263	.411	20-69	.290	46-65	.708	19	62	81	2.9	67	3	82	46	4	21	282	10.1						
34	Mays, Julius	32-27	1052	32.9	92-242	.380	64-171	.374	53-63	.841	15	79	94	2.9	61	0	93	37	0	14	301	9.4						
15	Cauley-Stein, Willie	28-13	647	23.1	101-163	.620	0-0	.000	31-82	.378	66	109	175	6.3	68	2	27	44	59	24	233	8.3						
05	Polson, Jarrod	32-1	426	13.3	32-63	.508	6-21	.286	21-28	.750	18	36	54	1.7	46	0	32	24	1	10	91	2.8						
04	Hood, Jon	22-0	131	6.0	12-24	.500	6-14	.429	2-2	1.000	6	19	25	1.1	11	0	2	2	1	7	32	1.5						
11	Beckham, Twany	5-0	17	3.4	1-3	.333	0-0	.000	0-1	.000	0	2	2	0.4	1	0	2	1	1	1	2	0.4						
13	Malone, Sam	3-0	6	2.0	0-0	.000	0-0	.000	0-0	.000	1	2	3	1.0	0	0	0	2	0	0	0	0.0						
21	Lanter, Tod	6-0	9	1.5	0-3	.000	0-2	.000	0-0	.000	1	1	2	0.3	1	0	0	2	0	0	0	0.0						
32	Long, Brian	3-0	6	2.0	0-3	.000	0-1	.000	0-0	.000	0	0	0	0.0	0	0	0	0	0	1	0	0.0						
Team											38	44	82		3		9											
Total.....		32	6450		842-1775	.474	182-522	.349	473-739	.640	371	853	1224	38.2	549	15	434	416	214	184	2339	73.1						
Opponents.....		32	6450		743-1900	.391	174-536	.325	408-573	.712	388	700	1088	34.0	635	-	350	381	115	188	2068	64.6						

TEAM STATISTICS	UK	OPP
SCORING	2339	2068
Points per game	73.1	64.6
Scoring margin	+8.5	-
FIELD GOALS-ATT	842-1775	743-1900
Field goal pct	.474	.391
3 POINT FG-ATT	182-522	174-536
3-point FG pct	.349	.325
3-pt FG made per game	5.7	5.4
FREE THROWS-ATT	473-739	408-573
Free throw pct	.640	.712
F-Throws made per game	14.8	12.8
REBOUNDS	1224	1088
Rebounds per game	38.2	34.0
Rebounding margin	+4.3	-
ASSISTS	434	350
Assists per game	13.6	10.9
TURNOVERS	416	381
Turnovers per game	13.0	11.9
Turnover margin	-1.1	-
Assist/turnover ratio	1.0	0.9
STEALS	184	188
Steals per game	5.8	5.9
BLOCKS	214	115
Blocks per game	6.7	3.6
ATTENDANCE	415775	193507
Home games-Avg/Game	18-23099	11-13903
Neutral site-Avg/Game	-	3-13526

Score by Periods	1st	2nd	OT	Totals
Kentucky	1123	1191	25	2339
Opponents	973	1081	14	2068

	Date	Opponent		Score	Att.
1	11/9/12	vs Maryland	w	72-69	17732
2	11/13/12	vs Duke	L	68-75	22847
3	11/16/12	LAFAYETTE	w	101-49	21360
3	11/21/12	MOREHEAD STATE UNIVERSITY	w	81-70	21897
3	11/23/12	LIU-BROOKLYN	w	104-75	22221
4	11/29/12	at Notre Dame	L	50-64	9149
	12/1/12	BAYLOR	L	55-64	24192
	12/4/12	SAMFORD	w	88-56	21221
	12/8/12	PORTLAND	w	74-46	22285
	12/15/12	LIPSCOMB	w	88-50	21323
	12/22/12	MARSHALL	w	82-54	24271
	12/29/12	at LOUISVILLE	L	77-80	22810
	1/2/13	EASTERN MICHIGAN	w	90-38	22135
*	1/10/13	at Vanderbilt	w	60-58	14316
*	1/12/13	TEXAS A&M	L	71-83	24193
*	1/15/13	TENNESSEE	w	75-65	24033
*	1/19/13	at Auburn	w	75-53	9121
*	1/22/13	at Alabama	L	55-59	15383
*	1/26/13	LOUISIANA STATE	w	75-70	24248
*	1/29/13	at Ole Miss	w	87-74	9232
*	2/2/13	at Texas A&M	Wot	72-68	10558
*	2/5/13	SOUTH CAROLINA	w	77-55	22559
*	2/9/13	AUBURN	w	72-62	24253
*	2/12/13	at Florida	L	52-69	12480
*	2/16/13	at Tennessee	L	58-88	21678
*	2/20/13	VANDERBILT	w	74-70	22887
*	2/23/13	MISSOURI	Wot	90-83	24380
*	2/27/13	MISSISSIPPI STATE	w	85-55	24023
*	3/2/13	at Arkansas	L	60-73	18139
*	3/7/13	at Georgia	L	62-72	10062
*	3/9/13	FLORIDA	w	61-57	24294
5	3/15/13	vs Vanderbilt	L	48-64	0

1-Barclays Center Classic (Barclay's Center, Brooklyn);
2-Champions Classic (Georgia Dome, Atlanta);
3-Barclay's Center Classic (Rupp Arena);
4-SEC/Big East Challenge (South Bend, Ind.);
5-SEC Tournament (Bridgestone Arena, Nashville)
* = Conference game



2012-13 UK Basketball **Kentucky Combined Team Statistics (as of Mar 16, 2013)** **Conference games**

RECORD:	OVERALL	HOME	AWAY	NEUTRAL
ALL GAMES	12-6	8-1	4-5	0-0
CONFERENCE	12-6	8-1	4-5	0-0
NON-CONFERENCE	0-0	0-0	0-0	0-0

#	Player	gp-gs	min	avg	Total		3-Point		F-Throw		Rebounds				pf	dq	a	to	blk	stl	pts	avg
					fg-fga	fg%	3fg-fga	3fg%	ft-fa	ft%	off	def	tot	avg								
10	Goodwin, Archie	18-18	577	32.1	80-196	.408	7-38	.184	63-110	.573	29	44	73	4.1	57	2	37	56	6	21	230	12.8
12	Harrow, Ryan	18-17	534	29.7	73-168	.435	13-47	.277	38-49	.776	12	44	56	3.1	51	3	50	33	3	7	197	10.9
03	Noel, Nerlens	11-11	375	34.1	44-69	.638	0-0	.000	29-56	.518	27	79	106	9.6	23	0	16	23	60	16	117	10.6
34	Mays, Julius	18-15	597	33.2	53-127	.417	42-99	.424	29-37	.784	7	48	55	3.1	37	0	44	21	0	6	177	9.8
22	Poythress, Alex	18-17	449	24.9	60-113	.531	7-16	.438	50-68	.735	29	82	111	6.2	53	5	14	29	4	7	177	9.8
33	Wiltjer, Kyle	18-1	439	24.4	57-148	.385	22-71	.310	32-39	.821	17	54	71	3.9	27	0	26	27	8	7	168	9.3
15	Cauley-Stein, Willie	14-10	351	25.1	54-84	.643	0-0	.000	17-47	.362	32	57	89	6.4	40	2	12	28	31	10	125	8.9
05	Polson, Jarrod	18-1	241	13.4	19-33	.576	4-11	.364	13-16	.813	12	22	34	1.9	29	0	16	17	1	3	55	3.1
04	Hood, Jon	13-0	78	6.0	6-13	.462	1-5	.200	2-2	1.000	5	14	19	1.5	6	0	2	0	1	2	15	1.2
32	Long, Brian	1-0	2	2.0	0-2	.000	0-0	.000	0-0	.000	0	0	0	0.0	0	0	0	0	0	1	0	0.0
21	Lanter, Tod	3-0	4	1.3	0-1	.000	0-0	.000	0-0	.000	1	1	2	0.7	1	0	0	2	0	0	0	0.0
13	Malone, Sam	1-0	3	3.0	0-0	.000	0-0	.000	0-0	.000	1	0	1	1.0	0	0	0	0	0	0	0	0.0
Team											30	27	57		2		8					
Total.....		18	3650		446-954	.468	96-287	.334	273-424	.644	202	472	674	37.4	326	12	217	244	114	80	1261	70.1
Opponents.....		18	3650		433-1088	.398	100-312	.321	248-342	.725	232	383	615	34.2	363	-	203	179	67	111	1214	67.4

TEAM STATISTICS	UK	OPP	Date	Opponent	Score	Att.
SCORING	1261	1214	* 1/10/13	at Vanderbilt	w 60-58	14316
Points per game	70.1	67.4	* 1/12/13	TEXAS A&M	L 71-83	24193
Scoring margin	+2.6	-	* 1/15/13	TENNESSEE	w 75-65	24033
FIELD GOALS-ATT	446-954	433-1088	* 1/19/13	at Auburn	w 75-53	9121
Field goal pct	.468	.398	* 1/22/13	at Alabama	L 55-59	15383
3 POINT FG-ATT	96-287	100-312	* 1/26/13	LOUISIANA STATE	w 75-70	24248
3-point FG pct	.334	.321	* 1/29/13	at Ole Miss	w 87-74	9232
3-pt FG made per game	5.3	5.6	* 2/2/13	at Texas A&M	Wot 72-68	10558
FREE THROWS-ATT	273-424	248-342	* 2/5/13	SOUTH CAROLINA	w 77-55	22559
Free throw pct	.644	.725	* 2/9/13	AUBURN	w 72-62	24253
F-Throws made per game	15.2	13.8	* 2/12/13	at Florida	L 52-69	12480
REBOUNDS	674	615	* 2/16/13	at Tennessee	L 58-88	21678
Rebounds per game	37.4	34.2	* 2/20/13	VANDERBILT	w 74-70	22887
Rebounding margin	+3.3	-	* 2/23/13	MISSOURI	Wot 90-83	24380
ASSISTS	217	203	* 2/27/13	MISSISSIPPI STATE	w 85-55	24023
Assists per game	12.1	11.3	* 3/2/13	at Arkansas	L 60-73	18139
TURNOVERS	244	179	* 3/7/13	at Georgia	L 62-72	10062
Turnovers per game	13.6	9.9	* 3/9/13	FLORIDA	w 61-57	24294
Turnover margin	-3.6	-				
Assist/turnover ratio	0.9	1.1				
STEALS	80	111				
Steals per game	4.4	6.2				
BLOCKS	114	67				
Blocks per game	6.3	3.7				
ATTENDANCE	214870	120969				
Home games-Avg/Game	9-23874	9-13441				
Neutral site-Avg/Game	-	0-0				

1-Barclays Center Classic (Barclay's Center, Brooklyn);
2-Champions Classic (Georgia Dome, Atlanta);
3-Barclay's Center Classic (Rupp Arena);
4-SEC/Big East Challenge (South Bend, Ind.);
5-SEC Tournament (Bridgestone Arena, Nashville)
* = Conference game

Score by Periods	1st	2nd	OT	Totals
Kentucky	606	630	25	1261
Opponents	555	645	14	1214



2012-13 UK Basketball **Kentucky Combined Team Statistics (as of Mar 16, 2013)** **Last Five**

RECORD:	OVERALL	HOME	AWAY	NEUTRAL
ALL GAMES	2-3	2-0	0-2	0-1
CONFERENCE	2-2	2-0	0-2	0-0
NON-CONFERENCE	0-1	0-0	0-0	0-1

#	Player	gp-gs	min	avg	Total		3-Point		F-Throw		Rebounds				pf	dq	a	to	blk	stl	pts	avg
					fg-fga	fg%	3fg-fga	3fg%	ft-fa	ft%	off	def	tot	avg								
10	Goodwin, Archie	5-5	152	30.4	26-56	.464	4-15	.267	17-34	.500	8	15	23	4.6	17	1	4	11	1	7	73	14.6
12	Harrow, Ryan	5-5	138	27.6	20-57	.351	5-14	.357	12-13	.923	6	17	23	4.6	13	1	9	8	0	0	57	11.4
15	Cauley-Stein, Willie	5-5	157	31.4	20-34	.588	0-0	.000	8-20	.400	15	29	44	8.8	16	0	5	15	14	6	48	9.6
22	Poythress, Alex	5-5	125	25.0	17-27	.630	3-6	.500	7-12	.583	9	23	32	6.4	14	2	6	5	2	1	44	8.8
34	Mays, Julius	5-5	172	34.4	11-36	.306	9-29	.310	2-2	1.000	1	10	11	2.2	10	0	10	5	0	2	33	6.6
33	Wiltjer, Kyle	5-0	112	22.4	12-40	.300	3-20	.150	2-3	.667	5	14	19	3.8	8	0	5	2	0	0	29	5.8
05	Polson, Jarrod	5-0	84	16.8	7-13	.538	0-2	.000	6-8	.750	7	6	13	2.6	10	0	7	8	0	1	20	4.0
04	Hood, Jon	5-0	52	10.4	4-9	.444	2-7	.286	2-2	1.000	2	9	11	2.2	6	0	1	0	1	2	12	2.4
32	Long, Brian	1-0	2	2.0	0-2	.000	0-0	.000	0-0	.000	0	0	0	0.0	0	0	0	0	0	1	0	0.0
13	Malone, Sam	1-0	3	3.0	0-0	.000	0-0	.000	0-0	.000	1	0	1	1.0	0	0	0	0	0	0	0	0.0
21	Lanter, Tod	2-0	3	1.5	0-1	.000	0-0	.000	0-0	.000	1	1	2	1.0	1	0	0	2	0	0	0	0.0
Team											8	6	14					3				
Total.....		5	1000		117-275	.425	26-93	.280	56-94	.596	63	130	193	38.6	95	4	47	59	18	20	316	63.2
Opponents.....		5	1000		106-278	.381	32-95	.337	77-101	.762	56	121	177	35.4	87	-	51	48	19	30	321	64.2

TEAM STATISTICS	UK	OPP
SCORING	316	321
Points per game	63.2	64.2
Scoring margin	-1.0	-
FIELD GOALS-ATT	117-275	106-278
Field goal pct	.425	.381
3 POINT FG-ATT	26-93	32-95
3-point FG pct	.280	.337
3-pt FG made per game	5.2	6.4
FREE THROWS-ATT	56-94	77-101
Free throw pct	.596	.762
F-Throws made per game	11.2	15.4
REBOUNDS	193	177
Rebounds per game	38.6	35.4
Rebounding margin	+3.2	-
ASSISTS	47	51
Assists per game	9.4	10.2
TURNOVERS	59	48
Turnovers per game	11.8	9.6
Turnover margin	-2.2	-
Assist/turnover ratio	0.8	1.1
STEALS	20	30
Steals per game	4.0	6.0
BLOCKS	18	19
Blocks per game	3.6	3.8
ATTENDANCE	48317	28201
Home games-Avg/Game	2-24158	2-14100
Neutral site-Avg/Game	-	1-0

Date	Opponent		Score	Att.
* 2/27/13	MISSISSIPPI STATE	W	85-55	24023
* 3/2/13	at Arkansas	L	60-73	18139
* 3/7/13	at Georgia	L	62-72	10062
* 3/9/13	FLORIDA	W	61-57	24294
5 3/15/13	vs Vanderbilt	L	48-64	0

1-Barclays Center Classic (Barclay's Center, Brooklyn);
2-Champions Classic (Georgia Dome, Atlanta);
3-Barclay's Center Classic (Rupp Arena);
4-SEC/Big East Challenge (South Bend, Ind.);
5-SEC Tournament (Bridgestone Arena, Nashville)
* = Conference game

Score by Periods	1st	2nd	Totals
Kentucky	151	165	316
Opponents	150	171	321



2012-13 UK Basketball
Kentucky Team Game-by-Game (as of Mar 16, 2013)
All games

TEAM STATISTICS

Opponent	Date	Score		Total		3-Pointers		Free throws		Rebounds											
				fg-fga	pct	3fg-fga	pct	ft-fla	pct	off	def	tot	avg	pf	a	t/o	blk	stl	pts	avg	
vs Maryland	11/9/12	72-69	W	24-56	.429	6-13	.462	18-28	.643	13	25	38	38.0	16	12	12	11	5	72	72.0	
vs Duke	11/13/12	68-75	L	25-51	.490	4-10	.400	14-21	.667	9	21	30	34.0	20	13	13	4	4	68	70.0	
LAFAYETTE	11/16/12	101-49	W	40-62	.645	11-19	.579	10-16	.625	7	24	31	33.0	8	23	10	3	15	101	80.3	
MOREHEAD STATE UNIV	11/21/12	81-70	W	24-47	.511	2-10	.200	31-41	.756	8	29	37	34.0	12	11	13	11	3	81	80.5	
LIU-BROOKLYN	11/23/12	104-75	W	42-62	.677	7-13	.538	13-21	.619	8	33	41	35.4	16	28	10	11	5	104	85.2	
at Notre Dame	11/29/12	50-64	L	19-47	.404	4-14	.286	8-14	.571	8	19	27	34.0	16	12	12	3	6	50	79.3	
BAYLOR	12/1/12	55-64	L	21-71	.296	4-22	.182	9-18	.500	21	27	48	36.0	17	12	16	5	10	55	75.9	
SAMFORD	12/4/12	88-56	W	34-61	.557	9-21	.429	11-18	.611	11	30	41	36.6	15	23	12	10	11	88	77.4	
PORTLAND	12/8/12	74-46	W	29-59	.492	4-13	.308	12-22	.545	10	34	44	37.4	14	14	14	12	7	74	77.0	
LIPSCOMB	12/15/12	88-50	W	32-66	.485	8-22	.364	16-26	.615	18	24	42	37.9	20	18	14	10	12	88	78.1	
MARSHALL	12/22/12	82-54	W	29-69	.420	3-17	.176	21-27	.778	17	31	48	38.8	22	14	9	7	10	82	78.5	
at LOUISVILLE	12/29/12	77-80	L	28-58	.483	10-21	.476	11-23	.478	12	27	39	38.8	22	10	15	5	5	77	78.3	
EASTERN MICHIGAN	1/2/13	90-38	W	31-60	.517	10-26	.385	18-24	.750	13	39	52	39.8	9	21	15	6	9	90	79.2	
at Vanderbilt	1/10/13	60-58	W	24-53	.453	3-17	.176	9-15	.600	9	28	37	39.6	15	12	16	8	7	60	77.9	
TEXAS A&M	1/12/13	71-83	L	24-56	.429	6-18	.333	17-22	.773	14	16	30	39.0	15	14	11	7	4	71	77.4	
TENNESSEE	1/15/13	75-65	W	25-51	.490	6-15	.400	19-31	.613	8	26	34	38.7	17	13	13	8	6	75	77.2	
at Auburn	1/19/13	75-53	W	30-55	.545	5-15	.333	10-16	.625	11	32	43	38.9	14	17	15	8	6	75	77.1	
at Alabama	1/22/13	55-59	L	22-56	.393	5-9	.556	6-11	.545	13	31	44	39.2	19	9	13	10	3	55	75.9	
LOUISIANA STATE	1/26/13	75-70	W	27-52	.519	2-11	.182	19-28	.679	13	26	39	39.2	15	7	16	6	4	75	75.8	
at Ole Miss	1/29/13	87-74	W	28-56	.500	8-23	.348	23-37	.622	10	35	45	39.5	22	17	9	13	5	87	76.4	
at Texas A&M	2/2/13	72-68	Wot	21-44	.477	7-15	.467	23-34	.676	8	27	35	39.3	17	13	19	5	3	72	76.2	
SOUTH CAROLINA	2/5/13	77-55	W	27-44	.614	5-8	.625	18-28	.643	7	35	42	39.4	20	13	17	9	3	77	76.2	
AUBURN	2/9/13	72-62	W	20-46	.435	6-21	.286	26-38	.684	11	24	35	39.2	21	12	10	4	4	72	76.0	
at Florida	2/12/13	52-69	L	21-50	.420	4-12	.333	6-11	.545	14	17	31	38.9	15	11	17	3	7	52	75.0	
at Tennessee	2/16/13	58-88	L	19-53	.358	6-15	.400	14-18	.778	12	9	21	38.2	25	8	15	3	3	58	74.4	
VANDERBILT	2/20/13	74-70	W	29-56	.518	4-12	.333	12-21	.571	11	25	36	38.1	16	14	7	5	4	74	74.3	
MISSOURI	2/23/13	90-83	Wot	30-59	.508	7-17	.412	23-36	.639	12	29	41	38.2	16	16	14	9	3	90	74.9	
MISSISSIPPI STATE	2/27/13	85-55	W	34-62	.548	9-22	.409	8-11	.727	12	30	42	38.3	16	18	13	5	4	85	75.3	
at Arkansas	3/2/13	60-73	L	20-43	.465	3-14	.214	17-27	.630	7	30	37	38.3	24	5	19	4	3	60	74.8	
at Georgia	3/7/13	62-72	L	23-62	.371	6-26	.231	10-18	.556	17	25	42	38.4	26	8	10	2	4	62	74.3	
FLORIDA	3/9/13	61-57	W	22-56	.393	4-17	.235	13-22	.591	13	27	40	38.5	13	10	10	5	7	61	73.9	
vs Vanderbilt	3/15/13	48-64	L	18-52	.346	4-14	.286	8-16	.500	14	18	32	38.2	16	6	7	2	2	48	73.1	
Kentucky		2339		842-1775	.474	182-522	.349	473-739	.640	371	853	1224	38.2	549	434	416	214	184	2339	73.1	
Opponents		2068		743-1900	.391	174-536	.325	408-573	.712	388	700	1088	34.0	635	350	381	115	188	2068	64.6	

Games played: 32
Points/game: 73.1
FG Pct: 47.4
3FG Pct: 34.9
FT Pct: 64.0

Rebounds/game: 38.2
Assists/game: 13.6
Turnovers/game: 13.0
Assist/turnover ratio: 1.0
Steals/game: 5.8
Blocks/game: 6.7



2012-13 UK Basketball
Kentucky Opponent Game-by-Game (as of Mar 16, 2013)
All games

OPPONENT STATISTICS

Opponent	Date	Score		Total		3-Pointers		Free throws		Rebounds										
				fg-fga	pct	3fg-fga	pct	ft-flt	pct	off	def	tot	avg	pf	a	t/o	blk	stl	pts	avg
vs Maryland	11/9/12	72-69	W	25-75	.333	3-19	.158	16-21	.762	28	26	54	54.0	23	17	11	5	6	69	69.0
vs Duke	11/13/12	68-75	L	26-57	.456	8-18	.444	15-22	.682	11	20	31	42.5	17	16	8	6	6	75	72.0
LAFAYETTE	11/16/12	101-49	W	21-52	.404	6-23	.261	1-1	1.000	7	20	27	37.3	16	10	28	0	6	49	64.3
MOREHEAD STATE UNIV	11/21/12	81-70	W	25-68	.368	6-24	.250	14-16	.875	16	19	35	36.8	32	12	9	1	6	70	65.8
LIU-BROOKLYN	11/23/12	104-75	W	27-65	.415	4-11	.364	17-23	.739	9	15	24	34.2	18	12	7	4	3	75	67.6
at Notre Dame	11/29/12	50-64	L	24-50	.480	8-15	.533	8-12	.667	10	23	33	34.0	14	13	11	0	4	64	67.0
BAYLOR	12/1/12	55-64	L	22-54	.407	6-20	.300	14-18	.778	6	31	37	34.4	16	9	19	8	6	64	66.6
SAMFORD	12/4/12	88-56	W	21-53	.396	7-14	.500	7-12	.583	5	20	25	33.2	14	7	17	4	6	56	65.2
PORTLAND	12/8/12	74-46	W	16-59	.271	4-13	.308	10-16	.625	11	28	39	33.9	21	11	18	3	3	46	63.1
LIPSCOMB	12/15/12	88-50	W	17-48	.354	3-10	.300	13-24	.542	12	20	32	33.7	23	5	24	3	5	50	61.8
MARSHALL	12/22/12	82-54	W	18-61	.295	4-15	.267	14-26	.538	16	27	43	34.5	21	6	17	2	3	54	61.1
at LOUISVILLE	12/29/12	77-80	L	30-62	.484	3-7	.429	17-25	.680	11	25	36	34.7	21	11	9	4	9	80	62.7
EASTERN MICHIGAN	1/2/13	90-38	W	15-62	.242	4-18	.222	4-4	1.000	8	19	27	34.1	20	9	19	3	8	38	60.8
at Vanderbilt	1/10/13	60-58	W	23-70	.329	8-30	.267	4-8	.500	20	22	42	34.6	14	9	13	2	7	58	60.6
TEXAS A&M	1/12/13	71-83	L	31-59	.525	9-19	.474	12-17	.706	15	20	35	34.7	20	15	10	1	6	83	62.1
TENNESSEE	1/15/13	75-65	W	25-54	.463	4-12	.333	11-17	.647	7	23	30	34.4	25	11	13	3	3	65	62.2
at Auburn	1/19/13	75-53	W	23-66	.348	0-15	.000	7-10	.700	12	18	30	34.1	17	13	9	1	9	53	61.7
at Alabama	1/22/13	55-59	L	21-57	.368	2-13	.154	15-21	.714	9	23	32	34.0	13	9	6	9	10	59	61.6
LOUISIANA STATE	1/26/13	75-70	W	25-63	.397	8-20	.400	12-15	.800	11	15	26	33.6	21	13	10	2	7	70	62.0
at Ole Miss	1/29/13	87-74	W	28-85	.329	5-16	.313	13-20	.650	26	26	52	34.5	27	9	7	3	4	74	62.6
at Texas A&M	2/2/13	72-68	Wot	24-61	.393	2-12	.167	18-19	.947	11	21	32	34.4	26	10	10	6	9	68	62.9
SOUTH CAROLINA	2/5/13	77-55	W	17-59	.288	5-23	.217	16-24	.667	9	16	25	34.0	23	5	7	3	5	55	62.5
AUBURN	2/9/13	72-62	W	22-51	.431	7-13	.538	11-17	.647	9	20	29	33.7	29	9	9	2	3	62	62.5
at Florida	2/12/13	52-69	L	26-53	.491	6-14	.429	11-14	.786	12	15	27	33.5	13	17	11	9	5	69	62.8
at Tennessee	2/16/13	58-88	L	29-50	.580	5-5	1.000	25-31	.806	15	24	39	33.7	21	14	15	6	7	88	63.8
VANDERBILT	2/20/13	74-70	W	23-52	.442	10-22	.455	14-22	.636	9	21	30	33.5	18	13	7	2	2	70	64.0
MISSOURI	2/23/13	90-83	Wot	33-76	.434	5-20	.250	12-17	.706	17	22	39	33.7	25	14	9	4	10	83	64.7
MISSISSIPPI STATE	2/27/13	85-55	W	18-56	.321	6-24	.250	13-17	.765	10	19	29	33.6	15	8	14	5	6	55	64.4
at Arkansas	3/2/13	60-73	L	24-69	.348	6-25	.240	19-29	.655	20	24	44	33.9	21	13	7	1	11	73	64.7
at Georgia	3/7/13	62-72	L	19-52	.365	7-15	.467	27-34	.794	13	27	40	34.1	16	13	10	5	4	72	64.9
FLORIDA	3/9/13	61-57	W	22-55	.400	5-14	.357	8-10	.800	7	27	34	34.1	19	8	12	3	3	57	64.6
vs Vanderbilt	3/15/13	48-64	L	23-46	.500	8-17	.471	10-11	.909	6	24	30	34.0	16	9	5	5	6	64	64.6
Opponents		2068		743-1900	.391	174-536	.325	408-573	.712	388	700	1088	34.0	635	350	381	115	188	2068	64.6
Kentucky		2339		842-1775	.474	182-522	.349	473-739	.640	371	853	1224	38.2	549	434	416	214	184	2339	73.1

Games played: 32
Points/game: 64.6
FG Pct: 39.1
3FG Pct: 32.5
FT Pct: 71.2

Rebounds/game: 34.0
Assists/game: 10.9
Turnovers/game: 11.9
Assist/turnover ratio: 0.9
Steals/game: 5.9
Blocks/game: 3.6



2012-13 UK Basketball
Kentucky Team Game-by-Game Comparison (as of Mar 16, 2013)
All games

Opponent	1st	2nd	Score	Mar	Total FG	FG Pct	3-Pointers	3FG Pct	Free Throws	FT Pct	Rebounds	Assist	T/Over	Block	Steal	Fouls
Maryland	49/36	23/33	72-69	+3	24-56/25-75	.429/.333	6-13/3-19	.462/.158	18-28/16-21	.643/.762	38/54 (16)	12/17	12/11	11/5	5/6	16/23
Duke	31/33	37/42	68-75	(7)	25-51/26-57	.490/.456	4-10/8-18	.400/.444	14-21/15-22	.667/.682	30/31 (1)	13/16	13/8	4/6	4/6	20/17
LAFAYETTE	51/31	50/18	101-49	+52	40-62/21-52	.645/.404	11-19/6-23	.579/.261	10-16/1-1	.625/1000	31/27 +4	23/10	10/28	3/0	15/6	8/16
MOREHEAD STATE UNIVERSI	32/31	49/39	81-70	+11	24-47/25-68	.511/.368	2-10/6-24	.200/.250	31-41/14-16	.756/.875	37/35 +2	11/12	13/9	11/1	3/6	12/32
LIU-BROOKLYN	55/43	49/32	104-75	+29	42-62/27-65	.677/.415	7-13/4-11	.538/.364	13-21/17-23	.619/.739	41/24 +17	28/12	10/7	11/4	5/3	16/18
Notre Dame	25/36	25/28	50-64	(14)	19-47/24-50	.404/.480	4-14/8-15	.286/.533	8-14/8-12	.571/.667	27/33 (6)	12/13	12/11	3/0	6/4	16/14
BAYLOR	29/34	26/30	55-64	(9)	21-71/22-54	.296/.407	4-22/6-20	.182/.300	9-18/14-18	.500/.778	48/37 +11	12/9	16/19	5/8	10/6	17/16
SAMFORD	45/14	43/42	88-56	+32	34-61/21-53	.557/.396	9-21/7-14	.429/.500	11-18/7-12	.611/.583	41/25 +16	23/7	12/17	10/4	11/6	15/14
PORTLAND	35/20	39/26	74-46	+28	29-59/16-59	.492/.271	4-13/4-13	.308/.308	12-22/10-16	.545/.625	44/39 +5	14/11	14/18	12/3	7/3	14/21
LIPSCOMB	43/29	45/21	88-50	+38	32-66/17-48	.485/.354	8-22/3-10	.364/.300	16-26/13-24	.615/.542	42/32 +10	18/5	14/24	10/3	12/5	20/23
MARSHALL	33/24	49/30	82-54	+28	29-69/18-61	.420/.295	3-17/4-15	.176/.267	21-27/14-26	.778/.538	48/43 +5	14/6	9/17	7/2	10/3	22/21
LOUISVILLE	28/36	49/44	77-80	(3)	28-58/30-62	.483/.484	10-21/3-7	.476/.429	11-23/17-25	.478/.680	39/36 +3	10/11	15/9	5/4	5/9	22/21
EASTERN MICHIGAN	38/14	52/24	90-38	+52	31-60/15-62	.517/.242	10-26/4-18	.385/.222	18-24/4-4	.750/1000	52/27 +25	21/9	15/19	6/3	9/8	9/20
Vanderbilt	35/24	25/34	60-58	+2	24-53/23-70	.453/.329	3-17/8-30	.176/.267	9-15/4-8	.600/.500	37/42 (5)	12/9	16/13	8/2	7/7	15/14
TEXAS A&M	31/36	40/47	71-83	(12)	24-56/31-59	.429/.525	6-18/9-19	.333/.474	17-22/12-17	.773/.706	30/35 (5)	14/15	11/10	7/1	4/6	15/20
TENNESSEE	34/31	41/34	75-65	+10	25-51/25-54	.490/.463	6-15/4-12	.400/.333	19-31/11-17	.613/.647	34/30 +4	13/11	13/13	8/3	6/3	17/25
Auburn	30/25	45/28	75-53	+22	30-55/23-66	.545/.348	5-15/0-15	.333/.000	10-16/7-10	.625/.700	43/30 +13	17/13	15/9	8/1	6/9	14/17
Alabama	33/24	22/35	55-59	(4)	22-56/21-57	.393/.368	5-9/2-13	.556/.154	6-11/15-21	.545/.714	44/32 +12	9/9	13/6	10/9	3/10	19/13
LOUISIANA STATE	42/31	33/39	75-70	+5	27-52/25-63	.519/.397	2-11/8-20	.182/.400	19-28/12-15	.679/.800	39/26 +13	7/13	16/10	6/2	4/7	15/21
Ole Miss	37/38	50/36	87-74	+13	28-56/28-85	.500/.329	8-23/5-16	.348/.313	23-37/13-20	.622/.650	45/52 (7)	17/9	9/7	13/3	5/4	22/27
Texas A&M	30/21	32/41	72-68	+4	21-44/24-61	.477/.393	7-15/2-12	.467/.167	23-34/18-19	.676/.947	35/32 +3	13/10	19/10	5/6	3/9	17/26
SOUTH CAROLINA	45/24	32/31	77-55	+22	27-44/17-59	.614/.288	5-8/5-23	.625/.217	18-28/16-24	.643/.667	42/25 +17	13/5	17/7	9/3	3/5	20/23
AUBURN	37/31	35/31	72-62	+10	20-46/22-51	.435/.431	6-21/7-13	.286/.538	26-38/11-17	.684/.647	35/29 +6	12/9	10/9	4/2	4/3	21/29
Florida	25/38	27/31	52-69	(17)	21-50/26-53	.420/.491	4-12/6-14	.333/.429	6-11/11-14	.545/.786	31/27 +4	11/17	17/11	3/9	7/5	15/13
Tennessee	26/50	32/38	58-88	(30)	19-53/29-50	.358/.580	6-15/5-5	.400/1000	14-18/25-31	.778/.806	21/39 (18)	8/14	15/15	3/6	3/7	25/21
VANDERBILT	42/34	32/36	74-70	+4	29-56/23-52	.518/.442	4-12/10-22	.333/.455	12-21/14-22	.571/.636	36/30 +6	14/13	7/7	5/2	4/2	16/18
MISSOURI	31/35	44/40	90-83	+7	30-59/33-76	.508/.434	7-17/5-20	.412/.250	23-36/12-17	.639/.706	41/39 +2	16/14	14/9	9/4	3/10	16/25
MISSISSIPPI STATE	42/19	43/36	85-55	+30	34-62/18-56	.548/.321	9-22/6-24	.409/.250	8-11/13-17	.727/.765	42/29 +13	18/8	13/14	5/5	4/6	16/15
Arkansas	29/32	31/41	60-73	(13)	20-43/24-69	.465/.348	3-14/6-25	.214/.240	17-27/19-29	.630/.655	37/44 (7)	5/13	19/7	4/1	3/11	24/21
Georgia	26/31	36/41	62-72	(10)	23-62/19-52	.371/.365	6-26/7-15	.231/.467	10-18/27-34	.556/.794	42/40 +2	8/13	10/10	2/5	4/4	26/16
FLORIDA	31/31	30/26	61-57	+4	22-56/22-55	.393/.400	4-17/5-14	.235/.357	13-22/8-10	.591/.800	40/34 +6	10/8	10/12	5/3	7/3	13/19
Vanderbilt	23/37	25/27	48-64	(16)	18-52/23-46	.346/.500	4-14/8-17	.286/.471	8-16/10-11	.500/.909	32/30 +2	6/9	7/5	2/5	2/6	16/16

Note: Game totals are displayed in the format TEAM/OPPONENT for each category



2012-13 UK Basketball
Kentucky Team Game-by-Game Comparison (as of Mar 16, 2013)
All games -- 1st half only

Opponent	1st	2nd	Score	Mar	Total FG	FG Pct	3-Pointers	3FG Pct	Free Throws	FT Pct	Rebounds	Assist	T/Over	Block	Steal	Fouls
Maryland	49/36	23/33	72-69	+3	18-31/13-44	.581/.295	5-7/0-11	.714/.000	8-10/10-13	.800/.769	19/28 (9)	10/9	6/5	7/1	1/4	9/9
Duke	31/33	37/42	68-75	(7)	11-24/12-30	.458/.400	3-5/4-11	.600/.364	6-11/5-10	.545/.500	15/19 (4)	6/10	9/5	1/5	2/3	10/9
LAFAYETTE	51/31	50/18	101-49	+52	20-31/13-29	.645/.448	6-8/4-11	.750/.364	5-7/1-1	.714/1000	16/12 +4	12/7	4/9	3/0	6/3	4/8
MOREHEAD STATE UNIVERSI	32/31	49/39	81-70	+11	11-24/13-37	.458/.351	0-4/3-15	.000/.200	10-14/2-2	.714/1000	20/19 +1	5/6	6/3	8/1	0/2	3/13
LIU-BROOKLYN	55/43	49/32	104-75	+29	23-33/17-35	.697/.486	2-3/3-7	.667/.429	7-11/6-9	.636/.667	16/15 +1	15/7	3/6	6/2	4/1	7/9
Notre Dame	25/36	25/28	50-64	(14)	9-24/15-27	.375/.556	1-8/3-7	.125/.429	6-9/3-3	.667/1000	11/18 (7)	3/7	5/6	0/0	3/3	8/8
BAYLOR	29/34	26/30	55-64	(9)	10-35/12-31	.286/.387	3-12/3-14	.250/.214	6-10/7-10	.600/.700	25/20 +5	7/6	11/11	2/5	7/6	8/9
SAMFORD	45/14	43/42	88-56	+32	17-32/4-20	.531/.200	3-10/1-4	.300/.250	8-12/5-9	.667/.556	23/13 +10	11/3	7/14	5/2	9/4	9/10
PORTLAND	35/20	39/26	74-46	+28	12-27/8-31	.444/.258	2-7/2-5	.286/.400	9-14/2-4	.643/.500	22/20 +2	6/6	8/10	7/1	4/1	5/11
LIPSCOMB	43/29	45/21	88-50	+38	16-36/12-25	.444/.480	3-10/3-7	.300/.429	8-12/2-5	.667/.400	19/19 -	11/2	6/15	5/2	7/1	7/9
MARSHALL	33/24	49/30	82-54	+28	13-37/8-29	.351/.276	1-13/2-8	.077/.250	6-8/6-10	.750/.600	24/23 +1	6/3	3/8	4/0	4/0	8/8
LOUISVILLE	28/36	49/44	77-80	(3)	10-27/15-31	.370/.484	3-9/2-3	.333/.667	5-10/4-6	.500/.667	19/19 -	4/5	7/4	3/3	3/4	10/9
EASTERN MICHIGAN	38/14	52/24	90-38	+52	11-25/6-28	.440/.214	4-13/1-8	.308/.125	12-16/1-1	.750/1000	22/15 +7	6/3	6/12	2/1	7/3	3/10
Vanderbilt	35/24	25/34	60-58	+2	15-26/10-36	.577/.278	1-8/2-13	.125/.154	4-7/2-2	.571/1000	16/21 (5)	8/3	8/9	6/0	5/2	5/6
TEXAS A&M	31/36	40/47	71-83	(12)	11-25/14-30	.440/.467	2-5/4-12	.400/.333	7-8/4-4	.875/1000	13/17 (4)	6/4	6/5	3/1	2/4	4/10
TENNESSEE	34/31	41/34	75-65	+10	12-31/14-25	.387/.560	3-10/3-6	.300/.500	7-11/0-0	.636/.000	15/16 (1)	7/7	6/9	2/2	4/1	4/10
Auburn	30/25	45/28	75-53	+22	12-28/11-34	.429/.324	1-10/0-11	.100/.000	5-8/3-6	.625/.500	24/19 +5	7/4	7/4	3/1	4/4	7/8
Alabama	33/24	22/35	55-59	(4)	14-29/10-28	.483/.357	3-6/1-6	.500/.167	2-2/3-4	1000/.750	22/11 +11	6/5	7/4	4/2	2/5	6/6
LOUISIANA STATE	42/31	33/39	75-70	+5	19-33/12-34	.576/.353	1-7/4-12	.143/.333	3-7/3-4	.429/.750	22/16 +6	5/7	5/5	4/1	2/2	7/7
Ole Miss	37/38	50/36	87-74	+13	12-25/13-44	.480/.295	3-11/3-11	.273/.273	10-20/9-12	.500/.750	24/26 (2)	7/5	8/3	6/1	2/4	12/14
Texas A&M	30/21	32/41	72-68	+4	11-23/7-29	.478/.241	4-8/0-9	.500/.000	4-8/7-7	.500/1000	19/18 +1	7/3	6/3	2/4	1/1	6/7
SOUTH CAROLINA	45/24	32/31	77-55	+22	15-22/9-32	.682/.281	3-5/3-13	.600/.231	12-15/3-6	.800/.500	21/10 +11	5/4	9/4	8/1	2/4	7/12
AUBURN	37/31	35/31	72-62	+10	12-29/11-29	.414/.379	4-14/6-9	.286/.667	9-14/3-5	.643/.600	21/17 +4	7/6	4/3	2/2	2/2	8/12
Florida	25/38	27/31	52-69	(17)	10-24/14-27	.417/.519	2-3/5-7	.667/.714	3-5/5-6	.600/.833	15/12 +3	6/10	11/6	1/5	4/3	7/7
Tennessee	26/50	32/38	58-88	(30)	9-27/17-30	.333/.567	2-6/4-4	.333/1000	6-6/12-15	1000/.800	13/20 (7)	3/9	10/5	3/3	1/4	12/9
VANDERBILT	42/34	32/36	74-70	+4	19-31/10-24	.613/.417	2-6/6-10	.333/.600	2-5/8-14	.400/.571	16/15 +1	10/7	3/6	3/2	3/1	9/5
MISSOURI	31/35	44/40	90-83	+7	11-28/14-38	.393/.368	2-10/2-9	.200/.222	7-12/5-7	.583/.714	18/27 (9)	7/5	5/4	5/2	1/5	8/10
MISSISSIPPI STATE	42/19	43/36	85-55	+30	18-31/7-30	.581/.233	4-10/0-8	.400/.000	2-2/5-6	1000/.833	23/13 +10	11/1	7/7	4/2	1/2	7/5
Arkansas	29/32	31/41	60-73	(13)	11-24/12-39	.458/.308	1-6/4-16	.167/.250	6-11/4-6	.545/.667	23/23 -	2/7	11/4	3/1	1/6	8/10
Georgia	26/31	36/41	62-72	(10)	11-29/10-23	.379/.435	1-9/5-9	.111/.556	3-10/6-10	.300/.600	21/17 +4	4/7	4/6	1/2	3/2	9/9
FLORIDA	31/31	30/26	61-57	+4	12-31/13-31	.387/.419	3-11/2-9	.273/.222	4-8/3-4	.500/.750	19/21 (2)	5/4	4/5	3/0	3/3	6/7
Vanderbilt	23/37	25/27	48-64	(16)	9-25/13-22	.360/.591	2-6/5-8	.333/.625	3-4/6-6	.750/1000	14/11 +3	4/6	5/2	1/3	1/4	8/6

Note: Game totals are displayed in the format TEAM/OPPONENT for each category



2012-13 UK Basketball
Kentucky Team Game-by-Game Comparison (as of Mar 16, 2013)
All games -- 2nd half only

Opponent	1st	2nd	Score	Mar	Total FG	FG Pct	3-Pointers	3FG Pct	Free Throws	FT Pct	Rebounds	Assist	T/Over	Block	Steal	Fouls
Maryland	49/36	23/33	72-69	+3	6-25/12-31	.240/.387	1-6/3-8	.167/.375	10-18/6-8	.556/.750	19/26 (7)	2/8	6/6	4/4	4/2	7/14
Duke	31/33	37/42	68-75	(7)	14-27/14-27	.519/.519	1-5/4-7	.200/.571	8-10/10-12	.800/.833	15/12 +3	7/6	4/3	3/1	2/3	10/8
LAFAYETTE	51/31	50/18	101-49	+52	20-31/8-23	.645/.348	5-11/2-12	.455/.167	5-9/0-0	.556/.000	15/15 -	11/3	6/19	0/0	9/3	4/8
MOREHEAD STATE UNIVERSI	32/31	49/39	81-70	+11	13-23/12-31	.565/.387	2-6/3-9	.333/.333	21-27/12-14	.778/.857	17/16 +1	6/6	7/6	3/0	3/4	9/19
LIU-BROOKLYN	55/43	49/32	104-75	+29	19-29/10-30	.655/.333	5-10/1-4	.500/.250	6-10/11-14	.600/.786	25/9 +16	13/5	7/1	5/2	1/2	9/9
Notre Dame	25/36	25/28	50-64	(14)	10-23/9-23	.435/.391	3-6/5-8	.500/.625	2-5/5-9	.400/.556	16/15 +1	9/6	7/5	3/0	3/1	8/6
BAYLOR	29/34	26/30	55-64	(9)	11-36/10-23	.306/.435	1-10/3-6	.100/.500	3-8/7-8	.375/.875	23/17 +6	5/3	5/8	3/3	3/0	9/7
SAMFORD	45/14	43/42	88-56	+32	17-29/17-33	.586/.515	6-11/6-10	.545/.600	3-6/2-3	.500/.667	18/12 +6	12/4	5/3	5/2	2/2	6/4
PORTLAND	35/20	39/26	74-46	+28	17-32/8-28	.531/.286	2-6/2-8	.333/.250	3-8/8-12	.375/.667	22/19 +3	8/5	6/8	5/2	3/2	9/10
LIPSCOMB	43/29	45/21	88-50	+38	16-30/5-23	.533/.217	5-12/0-3	.417/.000	8-14/11-19	.571/.579	23/13 +10	7/3	8/9	5/1	5/4	13/14
MARSHALL	33/24	49/30	82-54	+28	16-32/10-32	.500/.313	2-4/2-7	.500/.286	15-19/8-16	.789/.500	24/20 +4	8/3	6/9	3/2	6/3	14/13
LOUISVILLE	28/36	49/44	77-80	(3)	18-31/15-31	.581/.484	7-12/1-4	.583/.250	6-13/13-19	.462/.684	20/17 +3	6/6	8/5	2/1	2/5	12/12
EASTERN MICHIGAN	38/14	52/24	90-38	+52	20-35/9-34	.571/.265	6-13/3-10	.462/.300	6-8/3-3	.750/1000	30/12 +18	15/6	9/7	4/2	2/5	6/10
Vanderbilt	35/24	25/34	60-58	+2	9-27/13-34	.333/.382	2-9/6-17	.222/.353	5-8/2-6	.625/.333	21/21 -	4/6	8/4	2/2	2/5	10/8
TEXAS A&M	31/36	40/47	71-83	(12)	13-31/17-29	.419/.586	4-13/5-7	.308/.714	10-14/8-13	.714/.615	17/18 (1)	8/11	5/5	4/0	2/2	11/10
TENNESSEE	34/31	41/34	75-65	+10	13-20/11-29	.650/.379	3-5/1-6	.600/.167	12-20/11-17	.600/.647	19/14 +5	6/4	7/4	6/1	2/2	13/15
Auburn	30/25	45/28	75-53	+22	18-27/12-32	.667/.375	4-5/0-4	.800/.000	5-8/4-4	.625/1000	19/11 +8	10/9	8/5	5/0	2/5	7/9
Alabama	33/24	22/35	55-59	(4)	8-27/11-29	.296/.379	2-3/1-7	.667/.143	4-9/12-17	.444/.706	22/21 +1	3/4	6/2	6/7	1/5	13/7
LOUISIANA STATE	42/31	33/39	75-70	+5	8-19/13-29	.421/.448	1-4/4-8	.250/.500	16-21/9-11	.762/.818	17/10 +7	2/6	11/5	2/1	2/5	8/14
Ole Miss	37/38	50/36	87-74	+13	16-31/15-41	.516/.366	5-12/2-5	.417/.400	13-17/4-8	.765/.500	21/26 (5)	10/4	1/4	7/2	3/0	10/13
Texas A&M	30/21	32/41	72-68	+4	9-18/15-26	.500/.577	3-5/1-1	.600/1000	11-16/10-10	.688/1000	10/12 (2)	6/5	12/7	2/2	2/8	10/14
SOUTH CAROLINA	45/24	32/31	77-55	+22	12-22/8-27	.545/.296	2-3/2-10	.667/.200	6-13/13-18	.462/.722	21/15 +6	8/1	8/3	1/2	1/1	13/11
AUBURN	37/31	35/31	72-62	+10	8-17/11-22	.471/.500	2-7/1-4	.286/.250	17-24/8-12	.708/.667	14/12 +2	5/3	6/6	2/0	2/1	13/17
Florida	25/38	27/31	52-69	(17)	11-26/12-26	.423/.462	2-9/1-7	.222/.143	3-6/6-8	.500/.750	16/15 +1	5/7	6/5	2/4	3/2	8/6
Tennessee	26/50	32/38	58-88	(30)	10-26/12-20	.385/.600	4-9/1-1	.444/1000	8-12/13-16	.667/.813	8/19 (11)	5/5	5/10	0/3	2/3	13/12
VANDERBILT	42/34	32/36	74-70	+4	10-25/13-28	.400/.464	2-6/4-12	.333/.333	10-16/6-8	.625/.750	20/15 +5	4/6	4/1	2/0	1/1	7/13
MISSOURI	31/35	44/40	90-83	+7	17-26/15-26	.654/.577	5-7/3-7	.714/.429	5-10/7-10	.500/.700	14/9 +5	8/9	7/4	3/1	2/5	8/8
MISSISSIPPI STATE	42/19	43/36	85-55	+30	16-31/11-26	.516/.423	5-12/6-16	.417/.375	6-9/8-11	.667/.727	19/16 +3	7/7	6/7	1/3	3/4	9/10
Arkansas	29/32	31/41	60-73	(13)	9-19/12-30	.474/.400	2-8/2-9	.250/.222	11-16/15-23	.688/.652	14/21 (7)	3/6	8/3	1/0	2/5	16/11
Georgia	26/31	36/41	62-72	(10)	12-33/9-29	.364/.310	5-17/2-6	.294/.333	7-8/21-24	.875/.875	21/23 (2)	4/6	6/4	1/3	1/2	17/7
FLORIDA	31/31	30/26	61-57	+4	10-25/9-24	.400/.375	1-6/3-5	.167/.600	9-14/5-6	.643/.833	21/13 +8	5/4	6/7	2/3	4/0	7/12
Vanderbilt	23/37	25/27	48-64	(16)	9-27/10-24	.333/.417	2-8/3-9	.250/.333	5-12/4-5	.417/.800	18/19 (1)	2/3	2/3	1/2	1/2	8/10

Note: Game totals are displayed in the format TEAM/OPPONENT for each category



2012-13 UK Basketball
Kentucky Individual Game-by-Game (as of Mar 16, 2013)
All games

#03 Noel, Nerlens

Opponent	Date	gs	min	Total		3-Pointers		Free throws		Rebounds				pf	a	t/o	blk	stl	pts	avg	
				fg-fga	pct	3fg-fga	pct	ft-fa	pct	off	def	tot	avg								
vs Maryland	11/9/12	*	26	2-6	.333	0-0	.000	0-3	.000	2	7	9	9.0	3	0	0	3	2	4	4.0	
vs Duke	11/13/12	*	38	5-11	.455	0-0	.000	6-8	.750	2	6	8	8.5	3	2	1	3	4	16	10.0	
LAFAYETTE	11/16/12	*	28	6-8	.750	0-0	.000	3-5	.600	3	4	7	8.0	2	4	2	1	4	15	11.7	
MOREHEAD STATE UNIV	11/21/12	*	35	3-4	.750	0-0	.000	3-7	.429	3	8	11	8.8	3	4	3	6	3	9	11.0	
LIU-BROOKLYN	11/23/12	*	30	9-11	.818	0-0	.000	0-0	.000	2	6	8	8.6	3	5	2	5	0	18	12.4	
at Notre Dame	11/29/12	*	32	4-10	.400	0-0	.000	2-4	.500	3	4	7	8.3	4	1	0	1	2	10	12.0	
BAYLOR	12/1/12	*	31	3-14	.214	0-0	.000	2-3	.667	7	9	16	9.4	3	2	2	1	6	8	11.4	
SAMFORD	12/4/12	*	25	6-8	.750	0-0	.000	1-2	.500	2	4	6	9.0	2	0	3	5	2	13	11.6	
PORTLAND	12/8/12	*	31	2-3	.667	0-0	.000	3-5	.600	2	7	9	9.0	2	2	2	7	1	7	11.1	
LIPSCOMB	12/15/12	*	22	3-5	.600	0-0	.000	1-2	.500	4	5	9	9.0	5	1	3	7	4	7	10.7	
MARSHALL	12/22/12	*	29	4-8	.500	0-0	.000	3-6	.500	3	7	10	9.1	4	0	1	2	2	11	10.7	
at LOUISVILLE	12/29/12	*	31	4-5	.800	0-0	.000	0-1	.000	3	5	8	9.0	4	0	2	2	2	8	10.5	
EASTERN MICHIGAN	1/2/13	*	32	3-4	.750	0-0	.000	2-2	1.000	2	11	13	9.3	1	1	1	3	2	8	10.3	
at Vanderbilt	1/10/13	*	34	6-8	.750	0-0	.000	1-2	.500	2	5	7	9.1	3	0	3	3	2	13	10.5	
TEXAS A&M	1/12/13	*	39	4-6	.667	0-0	.000	7-8	.875	4	7	11	9.3	1	6	0	7	4	15	10.8	
TENNESSEE	1/15/13	*	38	5-7	.714	0-0	.000	2-5	.400	2	7	9	9.3	2	2	3	6	4	12	10.9	
at Auburn	1/19/13	*	25	5-8	.625	0-0	.000	0-0	.000	1	8	9	9.2	4	0	2	7	0	10	10.8	
at Alabama	1/22/13	*	39	4-9	.444	0-0	.000	0-0	.000	4	9	13	9.4	1	0	2	8	1	8	10.7	
LOUISIANA STATE	1/26/13	*	38	4-5	.800	0-0	.000	2-3	.667	2	6	8	9.4	1	2	4	6	1	10	10.6	
at Ole Miss	1/29/13	*	36	0-1	.000	0-0	.000	2-8	.250	1	6	7	9.3	4	2	1	12	1	2	10.2	
at Texas A&M	2/2/13	*	41	7-10	.700	0-0	.000	5-10	.500	4	10	14	9.5	1	3	1	2	1	19	10.6	
SOUTH CAROLINA	2/5/13	*	30	5-8	.625	0-0	.000	0-3	.000	2	8	10	9.5	1	0	2	5	0	10	10.6	
AUBURN	2/9/13	*	32	1-2	.500	0-0	.000	8-13	.615	4	8	12	9.6	2	1	2	1	1	10	10.6	
at Florida	2/12/13	*	23	3-5	.600	0-0	.000	2-4	.500	1	5	6	9.5	3	0	3	3	1	8	10.5	
Totals			24	765	98-166	.590	0-0	.000	55-104	.529	65	162	227	9.5	62	38	45	106	50	251	10.5

Games played: 24
Minutes/game: 31.9
Points/game: 10.5
FG Pct: 59.0
FT Pct: 52.9

Rebounds/game: 9.5
Assists/game: 1.6
Turnovers/game: 1.9
Assist/turnover ratio: 0.8
Steals/game: 2.1
Blocks/game: 4.4



2012-13 UK Basketball
Kentucky Individual Game-by-Game (as of Mar 16, 2013)
All games

#04 Hood, Jon

Opponent	Date	gs	min	Total		3-Pointers		Free throws		Rebounds				pf	a	t/o	blk	stl	pts	avg
				fg-fga	pct	3fg-fga	pct	ft-fa	pct	off	def	tot	avg							
vs Duke	11/13/12		1	0-0	.000	0-0	.000	0-0	.000	0	0	0	0.0	0	0	0	0	0	0	0.0
LAFAYETTE	11/16/12		11	0-1	.000	0-0	.000	0-0	.000	0	2	2	1.0	1	0	1	0	2	0	0.0
LIU-BROOKLYN	11/23/12		7	1-1	1.000	1-1	1.000	0-0	.000	1	0	1	1.0	0	0	0	0	2	3	1.0
at Notre Dame	11/29/12		4	1-1	1.000	0-0	.000	0-0	.000	0	0	0	0.8	2	0	0	0	0	2	1.3
BAYLOR	12/1/12		1	0-0	.000	0-0	.000	0-0	.000	0	0	0	0.6	0	0	0	0	0	0	1.0
SAMFORD	12/4/12		4	2-3	.667	2-3	.667	0-0	.000	0	1	1	0.7	0	0	0	0	0	6	1.8
PORTLAND	12/8/12		1	0-0	.000	0-0	.000	0-0	.000	0	0	0	0.6	0	0	0	0	0	0	1.6
LIPSCOMB	12/15/12		9	1-2	.500	1-2	.500	0-0	.000	0	1	1	0.6	1	0	1	0	0	3	1.8
at Auburn	1/19/13		4	0-0	.000	0-0	.000	0-0	.000	0	1	1	0.7	0	0	0	0	0	0	1.6
at Alabama	1/22/13		1	0-0	.000	0-0	.000	0-0	.000	0	1	1	0.7	0	0	0	0	0	0	1.4
LOUISIANA STATE	1/26/13		1	0-0	.000	0-0	.000	0-0	.000	0	0	0	0.6	0	0	0	0	1	0	1.3
at Ole Miss	1/29/13		8	0-0	.000	0-0	.000	0-0	.000	0	3	3	0.8	1	1	0	0	0	0	1.2
SOUTH CAROLINA	2/5/13		2	1-1	1.000	0-0	.000	0-0	.000	0	0	0	0.8	0	0	0	0	0	2	1.2
at Florida	2/12/13		7	0-1	.000	0-0	.000	0-0	.000	0	1	1	0.8	0	0	0	0	0	0	1.1
at Tennessee	2/16/13		15	2-5	.400	0-1	.000	0-0	.000	3	0	3	0.9	0	0	0	0	0	4	1.3
VANDERBILT	2/20/13		1	0-0	.000	0-0	.000	0-0	.000	0	0	0	0.9	0	0	0	0	0	0	1.3
MISSOURI	2/23/13		2	0-0	.000	0-0	.000	0-0	.000	0	0	0	0.8	0	0	0	0	0	0	1.2
MISSISSIPPI STATE	2/27/13		16	2-4	.500	1-3	.333	0-0	.000	1	2	3	0.9	2	1	0	0	1	5	1.4
at Arkansas	3/2/13		9	0-1	.000	0-1	.000	0-0	.000	0	4	4	1.1	1	0	0	0	0	0	1.3
at Georgia	3/7/13		7	1-1	1.000	0-0	.000	2-2	1.000	1	2	3	1.2	1	0	0	0	0	4	1.5
FLORIDA	3/9/13		5	0-0	.000	0-0	.000	0-0	.000	0	0	0	1.1	1	0	0	1	0	0	1.4
vs Vanderbilt	3/15/13		15	1-3	.333	1-3	.333	0-0	.000	0	1	1	1.1	1	0	0	0	1	3	1.5
Totals		0	131	12-24	.500	6-14	.429	2-2	1.000	6	19	25	1.1	11	2	2	1	7	32	1.5

Games played: 22
Minutes/game: 6.0
Points/game: 1.5
FG Pct: 50.0
3FG Pct: 42.9
FT Pct: 100.0

Rebounds/game: 1.1
Assists/game: 0.1
Turnovers/game: 0.1
Assist/turnover ratio: 1.0
Steals/game: 0.3
Blocks/game: 0.0



2012-13 UK Basketball
Kentucky Individual Game-by-Game (as of Mar 16, 2013)
All games

#05 Polson, Jarrod

Opponent	Date	gs	min	Total		3-Pointers		Free throws		Rebounds				pf	a	t/o	blk	stl	pts	avg
				fg-fga	pct	3fg-fga	pct	ft-fa	pct	off	def	tot	avg							
vs Maryland	11/9/12		22	4-5	.800	0-1	.000	2-2	1.000	2	0	2	2.0	1	3	0	0	1	10	10.0
vs Duke	11/13/12		12	0-0	.000	0-0	.000	0-0	.000	0	1	1	1.5	3	0	1	0	0	0	5.0
LAFAYETTE	11/16/12		26	3-5	.600	1-2	.500	0-0	.000	0	2	2	1.7	2	3	1	0	2	7	5.7
MOREHEAD STATE UNIV	11/21/12		13	0-0	.000	0-0	.000	2-2	1.000	0	1	1	1.5	2	0	0	0	0	2	4.8
LIU-BROOKLYN	11/23/12		19	2-3	.667	1-1	1.000	0-1	.000	0	2	2	1.6	1	1	1	0	1	5	4.8
at Notre Dame	11/29/12		16	1-3	.333	0-2	.000	0-0	.000	1	0	1	1.5	1	1	0	0	0	2	4.3
BAYLOR	12/1/12		4	0-0	.000	0-0	.000	0-0	.000	0	0	0	1.3	0	0	0	0	0	0	3.7
SAMFORD	12/4/12		21	0-3	.000	0-1	.000	1-2	.500	0	1	1	1.3	2	4	2	0	2	1	3.4
PORTLAND	12/8/12		4	0-1	.000	0-0	.000	0-0	.000	0	1	1	1.2	0	0	0	0	0	0	3.0
LIPSCOMB	12/15/12		15	3-5	.600	0-0	.000	1-3	.333	1	0	1	1.2	1	1	2	0	1	7	3.4
MARSHALL	12/22/12		9	0-0	.000	0-0	.000	0-0	.000	0	1	1	1.2	1	0	0	0	0	0	3.1
at LOUISVILLE	12/29/12		2	0-0	.000	0-0	.000	0-0	.000	0	1	1	1.2	0	0	0	0	0	0	2.8
EASTERN MICHIGAN	1/2/13		11	0-3	.000	0-3	.000	2-2	1.000	1	3	4	1.4	0	2	0	0	0	2	2.8
at Vanderbilt	1/10/13		1	0-0	.000	0-0	.000	0-0	.000	0	0	0	1.3	1	0	0	0	0	0	2.6
TEXAS A&M	1/12/13		1	0-0	.000	0-0	.000	0-0	.000	0	0	0	1.2	0	0	0	0	0	0	2.4
TENNESSEE	1/15/13		7	0-0	.000	0-0	.000	0-0	.000	0	0	0	1.1	0	0	0	0	0	0	2.3
at Auburn	1/19/13		10	3-3	1.000	0-0	.000	0-0	.000	1	2	3	1.2	2	0	1	1	0	6	2.5
at Alabama	1/22/13		14	1-2	.500	0-0	.000	0-0	.000	1	2	3	1.3	2	2	0	0	0	2	2.4
LOUISIANA STATE	1/26/13		14	1-1	1.000	0-0	.000	0-0	.000	0	1	1	1.3	3	0	1	0	0	2	2.4
at Ole Miss	1/29/13		15	1-3	.333	0-1	.000	0-0	.000	0	2	2	1.4	3	1	0	0	0	2	2.4
at Texas A&M	2/2/13		13	0-0	.000	0-0	.000	2-2	1.000	1	0	1	1.3	1	1	1	0	0	2	2.4
SOUTH CAROLINA	2/5/13		11	0-0	.000	0-0	.000	0-0	.000	0	2	2	1.4	0	2	2	0	0	0	2.3
AUBURN	2/9/13		20	1-3	.333	1-2	.500	0-0	.000	1	2	3	1.4	1	2	1	0	1	3	2.3
at Florida	2/12/13		15	1-2	.500	1-2	.500	1-2	.500	0	1	1	1.4	2	1	1	0	0	4	2.4
at Tennessee	2/16/13	*	22	3-4	.750	1-1	1.000	4-4	1.000	2	2	4	1.5	4	0	1	0	1	11	2.7
VANDERBILT	2/20/13		16	1-2	.500	1-1	1.000	0-0	.000	0	3	3	1.6	1	1	1	0	0	3	2.7
MISSOURI	2/23/13		9	0-2	.000	0-2	.000	0-0	.000	0	0	0	1.5	2	0	0	0	0	0	2.6
MISSISSIPPI STATE	2/27/13		21	4-5	.800	0-0	.000	1-2	.500	2	2	4	1.6	1	3	3	0	1	9	2.9
at Arkansas	3/2/13		21	1-2	.500	0-0	.000	4-4	1.000	0	1	1	1.6	2	0	2	0	0	6	3.0
at Georgia	3/7/13		18	0-2	.000	0-2	.000	1-2	.500	3	1	4	1.7	4	1	2	0	0	1	2.9
FLORIDA	3/9/13		13	2-2	1.000	0-0	.000	0-0	.000	1	1	2	1.7	0	2	1	0	0	4	2.9
vs Vanderbilt	3/15/13		11	0-2	.000	0-0	.000	0-0	.000	1	1	2	1.7	3	1	0	0	0	0	2.8
Totals		1	426	32-63	.508	6-21	.286	21-28	.750	18	36	54	1.7	46	32	24	1	10	91	2.8

Games played: 32
Minutes/game: 13.3
Points/game: 2.8
FG Pct: 50.8
3FG Pct: 28.6
FT Pct: 75.0

Rebounds/game: 1.7
Assists/game: 1.0
Turnovers/game: 0.8
Assist/turnover ratio: 1.3
Steals/game: 0.3
Blocks/game: 0.0



2012-13 UK Basketball
Kentucky Individual Game-by-Game (as of Mar 16, 2013)
All games

#10 Goodwin, Archie

Opponent	Date	gs	min	Total		3-Pointers		Free throws		Rebounds				pf	a	t/o	blk	stl	pts	avg
				fg-fga	pct	3fg-fga	pct	ft-fa	pct	off	def	tot	avg							
vs Maryland	11/9/12	*	37	3-8	.375	1-1	1.000	9-11	.818	0	2	2	2.0	1	2	3	0	0	16	16.0
vs Duke	11/13/12	*	37	5-12	.417	1-2	.500	5-8	.625	1	5	6	4.0	4	4	4	1	0	16	16.0
LAFAYETTE	11/16/12	*	25	5-8	.625	2-3	.667	1-3	.333	1	2	3	3.7	2	3	3	1	1	13	15.0
MOREHEAD STATE UNIV	11/21/12	*	36	8-13	.615	0-0	.000	12-17	.706	1	5	6	4.3	1	4	4	3	0	28	18.3
LIU-BROOKLYN	11/23/12	*	36	8-14	.571	1-1	1.000	5-7	.714	1	8	9	5.2	2	9	3	1	2	22	19.0
at Notre Dame	11/29/12	*	32	1-7	.143	0-0	.000	1-2	.500	0	7	7	5.5	2	5	2	1	1	3	16.3
BAYLOR	12/1/12	*	37	5-11	.455	0-1	.000	7-12	.583	3	3	6	5.6	5	5	5	0	2	17	16.4
SAMFORD	12/4/12	*	25	6-11	.545	2-4	.500	4-4	1.000	0	3	3	5.3	2	4	1	0	3	18	16.6
PORTLAND	12/8/12	*	33	6-12	.500	0-1	.000	3-5	.600	3	5	8	5.6	3	4	4	0	2	15	16.4
LIPSCOMB	12/15/12	*	22	5-9	.556	0-2	.000	0-3	.000	1	3	4	5.4	3	4	3	2	0	10	15.8
MARSHALL	12/22/12	*	30	4-17	.235	0-3	.000	10-11	.909	3	3	6	5.5	3	2	4	0	2	18	16.0
at LOUISVILLE	12/29/12	*	36	8-15	.533	3-5	.600	3-4	.750	0	5	5	5.4	3	2	5	0	1	22	16.5
EASTERN MICHIGAN	1/2/13	*	25	3-6	.500	0-2	.000	2-2	1.000	2	0	2	5.2	4	2	0	0	0	8	15.8
at Vanderbilt	1/10/13	*	37	5-14	.357	0-4	.000	2-4	.500	2	3	5	5.1	1	3	5	0	2	12	15.6
TEXAS A&M	1/12/13	*	34	6-16	.375	1-4	.250	4-7	.571	2	0	2	4.9	3	1	4	0	0	17	15.7
TENNESSEE	1/15/13	*	30	2-10	.200	0-1	.000	4-6	.667	1	1	2	4.8	5	3	2	0	1	8	15.2
at Auburn	1/19/13	*	35	5-7	.714	0-2	.000	2-4	.500	2	5	7	4.9	4	1	2	0	3	12	15.0
at Alabama	1/22/13	*	35	2-12	.167	0-1	.000	3-6	.500	1	6	7	5.0	2	2	3	2	1	7	14.6
LOUISIANA STATE	1/26/13	*	37	5-12	.417	0-1	.000	5-9	.556	3	2	5	5.0	3	2	4	0	1	15	14.6
at Ole Miss	1/29/13	*	35	6-11	.545	0-2	.000	12-14	.857	3	3	6	5.1	2	4	3	0	0	24	15.1
at Texas A&M	2/2/13	*	26	4-10	.400	0-1	.000	1-2	.500	0	2	2	4.9	4	2	1	0	0	9	14.8
SOUTH CAROLINA	2/5/13	*	33	3-8	.375	0-1	.000	7-12	.583	1	4	5	4.9	3	3	3	1	1	13	14.7
AUBURN	2/9/13	*	17	1-6	.167	0-1	.000	1-4	.250	1	1	2	4.8	4	1	2	1	0	3	14.2
at Florida	2/12/13	*	30	4-9	.444	0-1	.000	0-0	.000	1	0	1	4.6	4	3	4	0	3	8	13.9
at Tennessee	2/16/13	*	34	2-9	.222	0-1	.000	3-5	.600	1	1	2	4.5	3	4	4	0	1	7	13.6
VANDERBILT	2/20/13	*	33	7-14	.500	0-1	.000	2-4	.500	3	3	6	4.6	1	3	2	0	0	16	13.7
MISSOURI	2/23/13	*	35	7-12	.583	2-3	.667	2-4	.500	0	3	3	4.5	3	1	7	1	1	18	13.9
MISSISSIPPI STATE	2/27/13	*	23	4-10	.400	1-3	.333	2-2	1.000	2	1	3	4.5	3	1	3	1	0	11	13.8
at Arkansas	3/2/13	*	37	5-8	.625	0-2	.000	4-9	.444	1	4	5	4.5	4	2	3	0	1	14	13.8
at Georgia	3/7/13	*	31	7-15	.467	3-6	.500	3-6	.500	4	2	6	4.5	5	0	2	0	2	20	14.0
FLORIDA	3/9/13	*	35	5-13	.385	0-3	.000	6-12	.500	1	3	4	4.5	3	1	2	0	4	16	14.1
vs Vanderbilt	3/15/13	*	26	5-10	.500	0-1	.000	2-5	.400	0	5	5	4.5	2	0	1	0	0	12	14.0
Totals		32	1014	152-349	.436	17-64	.266	127-204	.623	45	100	145	4.5	94	87	98	15	35	448	14.0

Games played: 32
Minutes/game: 31.7
Points/game: 14.0
FG Pct: 43.6
3FG Pct: 26.6
FT Pct: 62.3

Rebounds/game: 4.5
Assists/game: 2.7
Turnovers/game: 3.1
Assist/turnover ratio: 0.9
Steals/game: 1.1
Blocks/game: 0.5



2012-13 UK Basketball
Kentucky Individual Game-by-Game (as of Mar 16, 2013)
All games

#11 Beckham, Twany

Opponent	Date	gs	min	Total		3-Pointers		Free throws		Rebounds				pf	a	t/o	blk	stl	pts	avg
				fg-fga	pct	3fg-fga	pct	ft-fa	pct	off	def	tot	avg							
LAFAYETTE	11/16/12		4	1-1	1.000	0-0	.000	0-1	.000	0	0	0	0.0	0	1	0	0	1	2	2.0
PORTLAND	12/8/12		1	0-0	.000	0-0	.000	0-0	.000	0	0	0	0.0	0	0	0	0	0	0	1.0
LIPSCOMB	12/15/12		2	0-0	.000	0-0	.000	0-0	.000	0	1	1	0.3	1	0	0	0	0	0	0.7
MARSHALL	12/22/12		1	0-0	.000	0-0	.000	0-0	.000	0	0	0	0.3	0	1	0	1	0	0	0.5
EASTERN MICHIGAN	1/2/13		9	0-2	.000	0-0	.000	0-0	.000	0	1	1	0.4	0	0	1	0	0	0	0.4
Totals		0	17	1-3	.333	0-0	.000	0-1	.000	0	2	2	0.4	1	2	1	1	1	2	0.4

Games played: 5
Minutes/game: 3.4
Points/game: 0.4
FG Pct: 33.3
FT Pct: 0.0

Rebounds/game: 0.4
Assists/game: 0.4
Turnovers/game: 0.2
Assist/turnover ratio: 2.0
Steals/game: 0.2
Blocks/game: 0.2

#12 Harrow, Ryan

Opponent	Date	gs	min	Total		3-Pointers		Free throws		Rebounds				pf	a	t/o	blk	stl	pts	avg
				fg-fga	pct	3fg-fga	pct	ft-fa	pct	off	def	tot	avg							
vs Maryland	11/9/12	*	10	0-4	.000	0-2	.000	0-0	.000	0	0	0	0.0	2	2	1	1	0	0	0.0
at Notre Dame	11/29/12		9	1-4	.250	0-1	.000	0-0	.000	0	1	1	0.5	0	0	1	0	1	2	1.0
BAYLOR	12/1/12		18	1-9	.111	0-2	.000	0-0	.000	0	3	3	1.3	0	2	0	0	1	2	1.3
SAMFORD	12/4/12		21	1-2	.500	0-1	.000	0-2	.000	0	0	0	1.0	2	4	0	0	0	2	1.5
PORTLAND	12/8/12		25	3-8	.375	1-2	.500	1-3	.333	0	4	4	1.6	3	6	1	0	1	8	2.8
LIPSCOMB	12/15/12	*	31	6-13	.462	0-3	.000	0-0	.000	1	0	1	1.5	2	2	0	0	2	12	4.3
MARSHALL	12/22/12	*	33	10-17	.588	1-4	.250	2-3	.667	0	4	4	1.9	1	4	2	0	3	23	7.0
at LOUISVILLE	12/29/12	*	39	6-15	.400	1-1	1.000	4-6	.667	3	2	5	2.3	4	3	0	0	2	17	8.3
EASTERN MICHIGAN	1/2/13	*	28	5-8	.625	4-5	.800	1-2	.500	1	1	2	2.2	0	8	4	0	4	15	9.0
at Vanderbilt	1/10/13	*	36	6-13	.462	2-5	.400	2-2	1.000	0	4	4	2.4	0	4	2	0	1	16	9.7
TEXAS A&M	1/12/13	*	39	5-13	.385	2-6	.333	2-2	1.000	1	2	3	2.5	4	2	5	0	0	14	10.1
TENNESSEE	1/15/13	*	33	3-9	.333	0-3	.000	6-9	.667	0	3	3	2.5	4	4	0	0	1	12	10.3
at Auburn	1/19/13	*	34	6-12	.500	0-3	.000	0-1	.000	2	3	5	2.7	2	8	5	0	1	12	10.4
at Alabama	1/22/13	*	29	3-12	.250	0-1	.000	0-0	.000	0	1	1	2.6	4	2	1	0	0	6	10.1
LOUISIANA STATE	1/26/13	*	24	5-11	.455	0-3	.000	1-2	.500	0	1	1	2.5	0	1	2	0	0	11	10.1
at Ole Miss	1/29/13	*	28	3-7	.429	1-1	1.000	6-9	.667	1	2	3	2.5	3	2	2	1	0	13	10.3
at Texas A&M	2/2/13	*	41	3-9	.333	2-5	.400	0-0	.000	0	1	1	2.4	2	3	5	0	1	8	10.2
SOUTH CAROLINA	2/5/13	*	25	6-6	1.000	0-0	.000	0-0	.000	0	2	2	2.4	4	4	1	0	1	12	10.3
AUBURN	2/9/13	*	26	3-6	.500	1-3	.333	5-6	.833	0	1	1	2.3	3	1	0	2	0	12	10.4
at Florida	2/12/13	*	19	0-3	.000	0-1	.000	0-0	.000	0	1	1	2.3	1	1	2	0	0	0	9.9
at Tennessee	2/16/13		18	0-2	.000	0-0	.000	0-0	.000	0	0	0	2.1	5	0	1	0	0	0	9.4
VANDERBILT	2/20/13	*	32	6-9	.667	0-1	.000	0-1	.000	2	3	5	2.3	5	4	0	0	1	12	9.5
MISSOURI	2/23/13	*	42	6-14	.429	0-2	.000	4-4	1.000	2	6	8	2.5	3	6	3	0	1	16	9.8
MISSISSIPPI STATE	2/27/13	*	30	6-9	.667	3-6	.500	4-5	.800	1	6	7	2.7	0	4	0	0	0	19	10.2
at Arkansas	3/2/13	*	22	3-9	.333	0-2	.000	4-4	1.000	1	2	3	2.7	3	2	2	0	0	10	10.2
at Georgia	3/7/13	*	25	4-12	.333	1-4	.250	2-2	1.000	2	2	4	2.8	5	0	1	0	0	11	10.2
FLORIDA	3/9/13	*	31	5-12	.417	1-1	1.000	2-2	1.000	0	4	4	2.8	3	2	1	0	0	13	10.3
vs Vanderbilt	3/15/13	*	30	2-15	.133	0-1	.000	0-0	.000	2	3	5	2.9	2	1	4	0	0	4	10.1
Totals		23	778	108-263	.411	20-69	.290	46-65	.708	19	62	81	2.9	67	82	46	4	21	282	10.1

Games played: 28
Minutes/game: 27.8
Points/game: 10.1
FG Pct: 41.1
3FG Pct: 29.0
FT Pct: 70.8

Rebounds/game: 2.9
Assists/game: 2.9
Turnovers/game: 1.6
Assist/turnover ratio: 1.8
Steals/game: 0.8
Blocks/game: 0.1



2012-13 UK Basketball
Kentucky Individual Game-by-Game (as of Mar 16, 2013)
All games

#13 Malone, Sam

Opponent	Date	gs	min	Total		3-Pointers		Free throws		Rebounds				pf	a	t/o	blk	stl	pts	avg
				fg-fga	pct	3fg-fga	pct	ft-fa	pct	off	def	tot	avg							
PORTLAND	12/8/12		1	0-0	.000	0-0	.000	0-0	.000	0	0	0	0.0	0	0	0	0	0	0	0.0
EASTERN MICHIGAN	1/2/13		2	0-0	.000	0-0	.000	0-0	.000	0	2	2	1.0	0	0	2	0	0	0	0.0
MISSISSIPPI STATE	2/27/13		3	0-0	.000	0-0	.000	0-0	.000	1	0	1	1.0	0	0	0	0	0	0	0.0
Totals		0	6	0-0	.000	0-0	.000	0-0	.000	1	2	3	1.0	0	0	2	0	0	0	0.0

Games played: 3
Minutes/game: 2.0

Rebounds/game: 1.0
Turnovers/game: 0.7

#15 Cauley-Stein, Willie

Opponent	Date	gs	min	Total		3-Pointers		Free throws		Rebounds				pf	a	t/o	blk	stl	pts	avg
				fg-fga	pct	3fg-fga	pct	ft-fa	pct	off	def	tot	avg							
vs Maryland	11/9/12		28	3-6	.500	0-0	.000	2-4	.500	2	4	6	6.0	2	2	2	4	0	8	8.0
vs Duke	11/13/12		6	2-3	.667	0-0	.000	0-1	.000	0	0	0	3.0	3	0	1	0	0	4	6.0
LAFAYETTE	11/16/12		24	6-9	.667	0-0	.000	2-2	1.000	2	2	4	3.3	0	0	1	0	2	14	8.7
MOREHEAD STATE UNIV	11/21/12		21	1-3	.333	0-0	.000	0-0	.000	0	4	4	3.5	1	1	2	1	0	2	7.0
LIU-BROOKLYN	11/23/12		25	5-7	.714	0-0	.000	2-5	.400	3	5	8	4.4	2	1	0	4	0	12	8.0
at Notre Dame	11/29/12		18	3-4	.750	0-0	.000	0-0	.000	1	0	1	3.8	0	1	1	0	0	6	7.7
BAYLOR	12/1/12		13	3-7	.429	0-0	.000	0-2	.000	3	4	7	4.3	4	0	2	2	0	6	7.4
SAMFORD	12/4/12		22	5-10	.500	0-0	.000	2-5	.400	6	6	12	5.3	0	1	0	4	3	12	8.0
PORTLAND	12/8/12		19	2-4	.500	0-0	.000	0-2	.000	3	4	7	5.4	4	0	2	3	2	4	7.6
LIPSCOMB	12/15/12		20	3-4	.750	0-0	.000	2-3	.667	0	2	2	5.1	1	4	2	1	3	8	7.6
MARSHALL	12/22/12		25	4-6	.667	0-0	.000	0-0	.000	4	3	7	5.3	3	1	0	3	1	8	7.6
at LOUISVILLE	12/29/12	*	23	3-4	.750	0-0	.000	0-4	.000	4	4	8	5.5	4	2	0	3	0	6	7.5
EASTERN MICHIGAN	1/2/13	*	22	5-6	.833	0-0	.000	1-2	.500	1	10	11	5.9	0	1	2	2	2	11	7.8
at Vanderbilt	1/10/13	*	30	3-5	.600	0-0	.000	1-3	.333	2	6	8	6.1	1	4	0	4	2	7	7.7
TEXAS A&M	1/12/13	*	24	3-4	.750	0-0	.000	0-0	.000	2	1	3	5.9	5	0	0	0	0	6	7.6
TENNESSEE	1/15/13	*	15	3-5	.600	0-0	.000	1-3	.333	3	2	5	5.8	3	0	2	0	0	7	7.6
at Texas A&M	2/2/13		4	0-0	.000	0-0	.000	0-2	.000	0	1	1	5.5	1	0	1	0	0	0	7.1
SOUTH CAROLINA	2/5/13		22	5-7	.714	0-0	.000	3-5	.600	1	5	6	5.6	2	0	0	2	0	13	7.4
AUBURN	2/9/13		19	5-5	1.000	0-0	.000	2-5	.400	2	2	4	5.5	3	1	0	0	0	12	7.7
at Florida	2/12/13		20	5-9	.556	0-0	.000	0-0	.000	3	3	6	5.5	3	1	2	0	0	10	7.8
at Tennessee	2/16/13	*	23	1-4	.250	0-0	.000	0-0	.000	2	0	2	5.3	5	1	4	2	1	2	7.5
VANDERBILT	2/20/13	*	32	8-10	.800	0-0	.000	4-7	.571	3	4	7	5.4	3	0	3	3	1	20	8.1
MISSOURI	2/23/13	*	35	3-7	.429	0-0	.000	1-7	.143	4	8	12	5.7	2	1	2	7	1	7	8.0
MISSISSIPPI STATE	2/27/13	*	32	6-7	.857	0-0	.000	0-0	.000	0	6	6	5.7	3	1	2	3	1	12	8.2
at Arkansas	3/2/13	*	37	5-7	.714	0-0	.000	3-8	.375	3	7	10	5.9	3	0	5	4	2	13	8.4
at Georgia	3/7/13	*	33	5-9	.556	0-0	.000	0-3	.000	4	7	11	6.1	2	2	4	2	1	10	8.5
FLORIDA	3/9/13	*	25	2-5	.400	0-0	.000	2-4	.500	3	5	8	6.1	4	1	3	4	1	6	8.4
vs Vanderbilt	3/15/13	*	30	2-6	.333	0-0	.000	3-5	.600	5	4	9	6.3	4	1	1	1	1	7	8.3
Totals		13	647	101-163	.620	0-0	.000	31-82	.378	66	109	175	6.3	68	27	44	59	24	233	8.3

Games played: 28
Minutes/game: 23.1
Points/game: 8.3
FG Pct: 62.0
FT Pct: 37.8

Rebounds/game: 6.3
Assists/game: 1.0
Turnovers/game: 1.6
Assist/turnover ratio: 0.6
Steals/game: 0.9
Blocks/game: 2.1



2012-13 UK Basketball
Kentucky Individual Game-by-Game (as of Mar 16, 2013)
All games

#21 Lanter, Tod

Opponent	Date	gs	min	Total		3-Pointers		Free throws		Rebounds				pf	a	t/o	blk	stl	pts	avg
				fg-fga	pct	3fg-fga	pct	ft-fa	pct	off	def	tot	avg							
LAFAYETTE	11/16/12		2	0-0	.000	0-0	.000	0-0	.000	0	0	0	0.0	0	0	0	0	0	0	0.0
PORTLAND	12/8/12		1	0-1	.000	0-1	.000	0-0	.000	0	0	0	0.0	0	0	0	0	0	0	0.0
EASTERN MICHIGAN	1/2/13		2	0-1	.000	0-1	.000	0-0	.000	0	0	0	0.0	0	0	0	0	0	0	0.0
at Tennessee	2/16/13		1	0-0	.000	0-0	.000	0-0	.000	0	0	0	0.0	0	0	0	0	0	0	0.0
MISSISSIPPI STATE	2/27/13		3	0-1	.000	0-0	.000	0-0	.000	1	1	2	0.4	1	0	2	0	0	0	0.0
at Georgia	3/7/13		0	0-0	.000	0-0	.000	0-0	.000	0	0	0	0.3	0	0	0	0	0	0	0.0
Totals		0	9	0-3	.000	0-2	.000	0-0	.000	1	1	2	0.3	1	0	2	0	0	0	0.0

Games played: 6
Minutes/game: 1.5
FG Pct: 0.0
3FG Pct: 0.0

Rebounds/game: 0.3
Turnovers/game: 0.3

#22 Poythress, Alex

Opponent	Date	gs	min	Total		3-Pointers		Free throws		Rebounds				pf	a	t/o	blk	stl	pts	avg
				fg-fga	pct	3fg-fga	pct	ft-fa	pct	off	def	tot	avg							
vs Maryland	11/9/12	*	23	3-8	.375	0-0	.000	2-4	.500	4	3	7	7.0	4	0	3	0	0	8	8.0
vs Duke	11/13/12	*	37	9-12	.750	1-2	.500	1-2	.500	5	3	8	7.5	2	0	2	0	0	20	14.0
LAFAYETTE	11/16/12	*	23	9-10	.900	0-0	.000	4-5	.800	1	4	5	6.7	0	0	2	1	1	22	16.7
MOREHEAD STATE UNIV	11/21/12	*	38	6-12	.500	0-0	.000	8-8	1.000	3	5	8	7.0	1	0	2	0	0	20	17.5
LIU-BROOKLYN	11/23/12	*	29	9-11	.818	0-0	.000	4-6	.667	0	9	9	7.4	4	1	2	0	0	22	18.4
at Notre Dame	11/29/12	*	23	1-1	1.000	0-0	.000	1-3	.333	0	2	2	6.5	4	1	3	1	0	3	15.8
BAYLOR	12/1/12	*	34	6-10	.600	1-2	.500	0-1	.000	5	1	6	6.4	2	2	5	2	1	13	15.4
SAMFORD	12/4/12	*	27	7-9	.778	2-3	.667	0-0	.000	2	6	8	6.6	2	1	5	1	0	16	15.5
PORTLAND	12/8/12	*	29	6-8	.750	1-2	.500	2-4	.500	1	5	6	6.6	1	0	3	2	0	15	15.4
LIPSCOMB	12/15/12	*	25	2-8	.250	0-2	.000	7-10	.700	2	2	4	6.3	2	0	2	0	0	11	15.0
MARSHALL	12/22/12	*	21	3-5	.600	0-0	.000	3-4	.750	5	4	9	6.5	5	1	2	1	0	9	14.5
at LOUISVILLE	12/29/12		15	2-4	.500	1-2	.500	2-6	.333	1	4	5	6.4	2	0	2	0	0	7	13.8
EASTERN MICHIGAN	1/2/13	*	23	5-8	.625	0-2	.000	6-8	.750	2	3	5	6.3	3	1	2	0	0	16	14.0
at Vanderbilt	1/10/13	*	23	2-3	.667	0-1	.000	3-4	.750	0	6	6	6.3	5	0	4	1	0	7	13.5
TEXAS A&M	1/12/13	*	21	4-8	.500	1-1	1.000	3-3	1.000	3	3	6	6.3	0	1	0	0	0	12	13.4
TENNESSEE	1/15/13	*	24	3-5	.600	2-2	1.000	2-2	1.000	1	7	8	6.4	1	1	2	0	0	10	13.2
at Auburn	1/19/13	*	29	3-7	.429	0-0	.000	6-8	.750	3	4	7	6.4	1	0	3	0	1	12	13.1
at Alabama	1/22/13	*	15	2-3	.667	0-0	.000	2-2	1.000	1	4	5	6.3	5	0	2	0	0	6	12.7
LOUISIANA STATE	1/26/13	*	30	6-9	.667	0-0	.000	8-10	.800	4	8	12	6.6	3	0	1	0	1	20	13.1
at Ole Miss	1/29/13	*	20	6-9	.667	1-2	.500	2-4	.500	1	6	7	6.7	4	0	1	0	0	15	13.2
at Texas A&M	2/2/13	*	27	0-3	.000	0-1	.000	5-6	.833	0	4	4	6.5	4	0	1	0	0	5	12.8
SOUTH CAROLINA	2/5/13	*	21	2-5	.400	0-0	.000	3-3	1.000	2	7	9	6.6	4	0	4	1	1	7	12.5
AUBURN	2/9/13	*	27	3-5	.600	0-1	.000	2-2	1.000	1	1	2	6.4	4	2	2	0	1	8	12.3
at Florida	2/12/13	*	29	1-9	.111	0-1	.000	3-5	.600	2	2	4	6.3	0	2	3	0	2	5	12.0
at Tennessee	2/16/13		20	2-4	.500	0-0	.000	0-1	.000	1	1	2	6.2	5	0	1	0	0	4	11.7
VANDERBILT	2/20/13	*	27	3-9	.333	0-1	.000	1-3	.333	1	3	4	6.1	2	0	0	0	0	7	11.5
MISSOURI	2/23/13	*	40	8-10	.800	1-1	1.000	4-6	.667	2	5	7	6.1	3	2	0	1	0	21	11.9
MISSISSIPPI STATE	2/27/13	*	28	7-11	.636	1-2	.500	1-2	.500	2	6	8	6.2	1	1	1	1	0	16	12.0
at Arkansas	3/2/13	*	17	3-3	1.000	1-1	1.000	2-2	1.000	1	3	4	6.1	5	0	3	0	0	9	11.9
at Georgia	3/7/13	*	19	1-3	.333	0-1	.000	2-3	.667	1	3	4	6.0	5	3	0	0	1	4	11.7
FLORIDA	3/9/13	*	32	4-7	.571	0-1	.000	1-2	.500	3	9	12	6.2	1	2	1	0	0	9	11.6
vs Vanderbilt	3/15/13	*	29	2-3	.667	1-1	1.000	1-3	.333	2	2	4	6.2	2	0	0	1	0	6	11.4
Totals		30	825	130-222	.586	14-32	.438	91-132	.689	62	135	197	6.2	87	21	64	13	9	365	11.4

Games played: 32
Minutes/game: 25.8
Points/game: 11.4
FG Pct: 58.6
3FG Pct: 43.8
FT Pct: 68.9

Rebounds/game: 6.2
Assists/game: 0.7
Turnovers/game: 2.0
Assist/turnover ratio: 0.3
Steals/game: 0.3
Blocks/game: 0.4



2012-13 UK Basketball
Kentucky Individual Game-by-Game (as of Mar 16, 2013)
All games

#32 Long, Brian

Opponent	Date	gs	min	Total		3-Pointers		Free throws		Rebounds				pf	a	t/o	blk	stl	pts	avg
				fg-fga	pct	3fg-fga	pct	ft-fa	pct	off	def	tot	avg							
LAFAYETTE	11/16/12		2	0-1	.000	0-1	.000	0-0	.000	0	0	0	0.0	0	0	0	0	0	0	0.0
EASTERN MICHIGAN	1/2/13		2	0-0	.000	0-0	.000	0-0	.000	0	0	0	0.0	0	0	0	0	0	0	0.0
MISSISSIPPI STATE	2/27/13		2	0-2	.000	0-0	.000	0-0	.000	0	0	0	0.0	0	0	0	0	1	0	0.0
Totals		0	6	0-3	.000	0-1	.000	0-0	.000	0	0	0	0.0	0	0	0	0	1	0	0.0

Games played: 3
Minutes/game: 2.0
FG Pct: 0.0
3FG Pct: 0.0

Steals/game: 0.3

#33 Wiltjer, Kyle

Opponent	Date	gs	min	Total		3-Pointers		Free throws		Rebounds				pf	a	t/o	blk	stl	pts	avg
				fg-fga	pct	3fg-fga	pct	ft-fa	pct	off	def	tot	avg							
vs Maryland	11/9/12	*	24	6-9	.667	4-6	.667	3-4	.750	1	5	6	6.0	3	2	3	3	0	19	19.0
vs Duke	11/13/12	*	32	2-5	.400	1-2	.500	0-0	.000	1	2	3	4.5	2	4	0	0	0	5	12.0
LAFAYETTE	11/16/12	*	24	8-16	.500	7-11	.636	0-0	.000	0	4	4	4.3	0	2	0	0	0	23	15.7
MOREHEAD STATE UNIV	11/21/12	*	24	4-8	.500	1-5	.200	0-0	.000	1	3	4	4.3	3	0	2	1	0	9	14.0
LIU-BROOKLYN	11/23/12	*	20	2-5	.400	1-4	.250	2-2	1.000	1	3	4	4.2	2	5	1	1	0	7	12.6
at Notre Dame	11/29/12	*	31	2-7	.286	0-4	.000	2-3	.667	2	3	5	4.3	2	0	2	0	2	6	11.5
BAYLOR	12/1/12	*	23	1-11	.091	1-9	.111	0-0	.000	1	1	2	4.0	2	0	0	0	0	3	10.3
SAMFORD	12/4/12	*	27	3-9	.333	1-5	.200	3-3	1.000	0	7	7	4.4	2	4	0	0	1	10	10.3
PORTLAND	12/8/12	*	22	5-8	.625	1-3	.333	1-1	1.000	0	3	3	4.2	0	2	2	0	1	12	10.4
LIPSCOMB	12/15/12		24	8-12	.667	7-9	.778	0-0	.000	5	7	12	5.0	2	2	1	0	1	23	11.7
MARSHALL	12/22/12		22	3-9	.333	2-5	.400	0-0	.000	2	3	5	5.0	1	0	0	0	0	8	11.4
at LOUISVILLE	12/29/12		19	4-7	.571	4-7	.571	2-2	1.000	0	3	3	4.8	1	1	3	0	0	14	11.6
EASTERN MICHIGAN	1/2/13		22	7-15	.467	3-6	.500	0-1	.000	2	3	5	4.8	1	2	1	1	0	17	12.0
at Vanderbilt	1/10/13		14	1-5	.200	0-2	.000	0-0	.000	1	0	1	4.6	3	1	1	0	0	2	11.3
TEXAS A&M	1/12/13		19	0-2	.000	0-1	.000	0-0	.000	0	2	2	4.4	0	0	1	0	0	0	10.5
TENNESSEE	1/15/13		26	6-10	.600	2-6	.333	3-4	.750	1	4	5	4.4	0	2	1	2	0	17	10.9
at Auburn	1/19/13		29	6-13	.462	3-6	.500	2-2	1.000	1	3	4	4.4	1	5	2	0	1	17	11.3
at Alabama	1/22/13		35	6-10	.600	1-2	.500	1-3	.333	2	5	7	4.6	1	2	3	0	1	14	11.4
LOUISIANA STATE	1/26/13		23	3-8	.375	0-3	.000	2-2	1.000	2	1	3	4.5	1	1	2	0	0	8	11.3
at Ole Miss	1/29/13		35	10-19	.526	5-12	.417	1-2	.500	1	6	7	4.6	2	3	0	0	3	26	12.0
at Texas A&M	2/2/13		32	2-4	.500	1-2	.500	5-6	.833	0	5	5	4.6	2	2	6	3	0	10	11.9
SOUTH CAROLINA	2/5/13		24	1-4	.250	1-2	.500	2-2	1.000	1	5	6	4.7	4	0	3	0	0	5	11.6
AUBURN	2/9/13		22	4-11	.364	2-6	.333	4-4	1.000	1	2	3	4.6	1	2	2	0	1	14	11.7
at Florida	2/12/13		23	3-5	.600	1-2	.500	0-0	.000	2	0	2	4.5	0	0	1	0	0	7	11.5
at Tennessee	2/16/13	*	28	5-15	.333	2-5	.400	6-6	1.000	2	4	6	4.6	1	0	2	1	0	18	11.8
VANDERBILT	2/20/13		20	2-5	.400	1-2	.500	2-2	1.000	0	3	3	4.5	3	0	0	2	1	7	11.6
MISSOURI	2/23/13		18	0-2	.000	0-1	.000	4-6	.667	0	1	1	4.4	0	3	1	0	0	4	11.3
MISSISSIPPI STATE	2/27/13		21	1-7	.143	0-3	.000	0-0	.000	0	3	3	4.3	2	3	0	0	0	2	11.0
at Arkansas	3/2/13		21	2-5	.400	1-2	.500	0-0	.000	1	4	5	4.3	3	1	2	0	0	5	10.8
at Georgia	3/7/13		29	5-16	.313	2-11	.182	0-0	.000	0	4	4	4.3	2	1	0	0	0	12	10.8
FLORIDA	3/9/13		20	0-7	.000	0-3	.000	0-0	.000	2	2	4	4.3	1	0	0	0	0	0	10.5
vs Vanderbilt	3/15/13		21	4-5	.800	0-1	.000	2-3	.667	2	1	3	4.3	0	0	0	0	0	10	10.4
Totals		10	774	116-274	.423	55-148	.372	47-58	.810	35	102	137	4.3	48	50	42	14	12	334	10.4

Games played: 32
Minutes/game: 24.2
Points/game: 10.4
FG Pct: 42.3
3FG Pct: 37.2
FT Pct: 81.0

Rebounds/game: 4.3
Assists/game: 1.6
Turnovers/game: 1.3
Assist/turnover ratio: 1.2
Steals/game: 0.4
Blocks/game: 0.4



2012-13 UK Basketball
Kentucky Individual Game-by-Game (as of Mar 16, 2013)
All games

#34 Mays, Julius

Opponent	Date	gs	min	Total		3-Pointers		Free throws		Rebounds				pf	a	t/o	blk	stl	pts	avg
				fg-fga	pct	3fg-fga	pct	ft-fa	pct	off	def	tot	avg							
vs Maryland	11/9/12		30	3-10	.300	1-3	.333	0-0	.000	1	1	2	2.0	0	1	0	0	2	7	7.0
vs Duke	11/13/12	*	37	2-8	.250	1-4	.250	2-2	1.000	0	1	1	1.5	3	3	4	0	0	7	7.0
LAFAYETTE	11/16/12	*	31	2-3	.667	1-2	.500	0-0	.000	0	3	3	2.0	1	10	0	0	2	5	6.3
MOREHEAD STATE UNIV	11/21/12	*	33	2-7	.286	1-5	.200	6-7	.857	0	3	3	2.3	1	2	0	0	0	11	7.5
LIU-BROOKLYN	11/23/12	*	34	6-10	.600	3-6	.500	0-0	.000	0	0	0	1.8	2	6	1	0	0	15	9.0
at Notre Dame	11/29/12	*	35	5-10	.500	4-7	.571	2-2	1.000	0	2	2	1.8	1	3	3	0	0	16	10.2
BAYLOR	12/1/12	*	39	2-9	.222	2-8	.250	0-0	.000	1	4	5	2.3	1	1	2	0	0	6	9.6
SAMFORD	12/4/12	*	28	4-6	.667	2-4	.500	0-0	.000	1	2	3	2.4	3	5	1	0	0	10	9.6
PORTLAND	12/8/12	*	33	5-14	.357	1-4	.250	2-2	1.000	1	3	4	2.6	1	0	0	0	0	13	10.0
LIPSCOMB	12/15/12	*	30	1-8	.125	0-4	.000	5-5	1.000	3	3	6	2.9	2	4	0	0	1	7	9.7
MARSHALL	12/22/12	*	30	1-7	.143	0-5	.000	3-3	1.000	0	3	3	2.9	4	5	0	0	2	5	9.3
at LOUISVILLE	12/29/12	*	35	1-8	.125	1-6	.167	0-0	.000	1	2	3	2.9	3	2	2	0	0	3	8.8
EASTERN MICHIGAN	1/2/13		22	3-7	.429	3-7	.429	4-5	.800	0	3	3	2.9	0	4	2	0	1	13	9.1
at Vanderbilt	1/10/13		25	1-5	.200	1-5	.200	0-0	.000	0	4	4	3.0	1	0	1	0	0	3	8.6
TEXAS A&M	1/12/13		23	2-7	.286	2-6	.333	1-2	.500	0	0	0	2.8	1	4	0	0	0	7	8.5
TENNESSEE	1/15/13		27	3-5	.600	2-3	.667	1-2	.500	0	0	0	2.6	2	1	1	0	0	9	8.6
at Auburn	1/19/13	*	34	2-5	.400	2-4	.500	0-1	.000	0	3	3	2.6	0	3	0	0	0	6	8.4
at Alabama	1/22/13	*	32	4-8	.500	4-5	.800	0-0	.000	1	2	3	2.7	4	1	2	0	0	12	8.6
LOUISIANA STATE	1/26/13	*	33	3-6	.500	2-4	.500	1-2	.500	1	3	4	2.7	4	1	2	0	0	9	8.6
at Ole Miss	1/29/13	*	23	2-6	.333	1-5	.200	0-0	.000	1	6	7	3.0	3	4	2	0	1	5	8.5
at Texas A&M	2/2/13	*	41	5-8	.625	4-6	.667	5-6	.833	1	1	2	2.9	2	2	2	0	1	19	9.0
SOUTH CAROLINA	2/5/13	*	32	4-5	.800	4-5	.800	3-3	1.000	0	1	1	2.8	2	4	2	0	0	15	9.2
AUBURN	2/9/13	*	37	2-8	.250	2-8	.250	4-4	1.000	0	6	6	3.0	3	2	0	0	0	10	9.3
at Florida	2/12/13	*	34	4-7	.571	2-5	.400	0-0	.000	0	2	2	2.9	2	3	1	0	1	10	9.3
at Tennessee	2/16/13	*	39	4-10	.400	3-7	.429	1-2	.500	0	1	1	2.8	1	3	2	0	0	12	9.4
VANDERBILT	2/20/13	*	39	2-7	.286	2-6	.333	3-4	.750	1	5	6	3.0	1	6	1	0	1	9	9.4
MISSOURI	2/23/13	*	44	6-12	.500	4-8	.500	8-9	.889	1	5	6	3.1	3	3	1	0	0	24	9.9
MISSISSIPPI STATE	2/27/13	*	21	4-6	.667	3-5	.600	0-0	.000	1	2	3	3.1	3	4	1	0	0	11	10.0
at Arkansas	3/2/13	*	36	1-8	.125	1-6	.167	0-0	.000	0	4	4	3.1	3	0	1	0	0	3	9.7
at Georgia	3/7/13	*	38	0-4	.000	0-2	.000	0-0	.000	0	2	2	3.1	2	1	1	0	0	0	9.4
FLORIDA	3/9/13	*	39	4-10	.400	3-9	.333	2-2	1.000	0	1	1	3.0	0	2	1	0	2	13	9.5
vs Vanderbilt	3/15/13	*	38	2-8	.250	2-7	.286	0-0	.000	0	1	1	2.9	2	3	1	0	0	6	9.4
Totals		27	1052	92-242	.380	64-171	.374	53-63	.841	15	79	94	2.9	61	93	37	0	14	301	9.4

Games played: 32
Minutes/game: 32.9
Points/game: 9.4
FG Pct: 38.0
3FG Pct: 37.4
FT Pct: 84.1

Rebounds/game: 2.9
Assists/game: 2.9
Turnovers/game: 1.2
Assist/turnover ratio: 2.5
Steals/game: 0.4



2012-13 UK Basketball **Kentucky Points-Rebounds-Assists (as of Mar 16, 2013)** **All games**

Opponent	Date	Score		03	04	05	10	11	12	13
				NOEL,NERLE	HOOD,JON	POLSON,JAR	GOODWIN,AR	BECKHAM,TW	HARROW,RYA	MALONE,SAM
vs Maryland	11/9/12	72-69	W	4-9-0	DNP	10-2-3	16-2-2	DNP	0-0-2	DNP
vs Duke	11/13/12	68-75	L	16-8-2	0-0-0	0-1-0	16-6-4	DNP	DNP	DNP
LAFAYETTE	11/16/12	101-49	W	15-7-4	0-2-0	7-2-3	13-3-3	2-0-1	DNP	DNP
MOREHEAD STATE UNIV	11/21/12	81-70	W	9-11-4	DNP	2-1-0	28-6-4	DNP	DNP	DNP
LIU-BROOKLYN	11/23/12	104-75	W	18-8-5	3-1-0	5-2-1	22-9-9	DNP	DNP	DNP
at Notre Dame	11/29/12	50-64	L	10-7-1	2-0-0	2-1-1	3-7-5	DNP	2-1-0	DNP
BAYLOR	12/1/12	55-64	L	8-16-2	0-0-0	0-0-0	17-6-5	DNP	2-3-2	DNP
SAMFORD	12/4/12	88-56	W	13-6-0	6-1-0	1-1-4	18-3-4	DNP	2-0-4	DNP
PORTLAND	12/8/12	74-46	W	7-9-2	0-0-0	0-1-0	15-8-4	0-0-0	8-4-6	0-0-0
LIPSCOMB	12/15/12	88-50	W	7-9-1	3-1-0	7-1-1	10-4-4	0-1-0	12-1-2	DNP
MARSHALL	12/22/12	82-54	W	11-10-0	DNP	0-1-0	18-6-2	0-0-1	23-4-4	DNP
at LOUISVILLE	12/29/12	77-80	L	8-8-0	DNP	0-1-0	22-5-2	DNP	17-5-3	DNP
EASTERN MICHIGAN	1/2/13	90-38	W	8-13-1	DNP	2-4-2	8-2-2	0-1-0	15-2-8	0-2-0
at Vanderbilt	1/10/13	60-58	W	13-7-0	DNP	0-0-0	12-5-3	DNP	16-4-4	DNP
TEXAS A&M	1/12/13	71-83	L	15-11-6	DNP	0-0-0	17-2-1	DNP	14-3-2	DNP
TENNESSEE	1/15/13	75-65	W	12-9-2	DNP	0-0-0	8-2-3	DNP	12-3-4	DNP
at Auburn	1/19/13	75-53	W	10-9-0	0-1-0	6-3-0	12-7-1	DNP	12-5-8	DNP
at Alabama	1/22/13	55-59	L	8-13-0	0-1-0	2-3-2	7-7-2	DNP	6-1-2	DNP
LOUISIANA STATE	1/26/13	75-70	W	10-8-2	0-0-0	2-1-0	15-5-2	DNP	11-1-1	DNP
at Ole Miss	1/29/13	87-74	W	2-7-2	0-3-1	2-2-1	24-6-4	DNP	13-3-2	DNP
at Texas A&M	2/2/13	72-68	W	19-14-3	DNP	2-1-1	9-2-2	DNP	8-1-3	DNP
SOUTH CAROLINA	2/5/13	77-55	W	10-10-0	2-0-0	0-2-2	13-5-3	DNP	12-2-4	DNP
AUBURN	2/9/13	72-62	W	10-12-1	DNP	3-3-2	3-2-1	DNP	12-1-1	DNP
at Florida	2/12/13	52-69	L	8-6-0	0-1-0	4-1-1	8-1-3	DNP	0-1-1	DNP
at Tennessee	2/16/13	58-88	L	DNP	4-3-0	11-4-0	7-2-4	DNP	0-0-0	DNP
VANDERBILT	2/20/13	74-70	W	DNP	0-0-0	3-3-1	16-6-3	DNP	12-5-4	DNP
MISSOURI	2/23/13	90-83	W	DNP	0-0-0	0-0-0	18-3-1	DNP	16-8-6	DNP
MISSISSIPPI STATE	2/27/13	85-55	W	DNP	5-3-1	9-4-3	11-3-1	DNP	19-7-4	0-1-0
at Arkansas	3/2/13	60-73	L	DNP	0-4-0	6-1-0	14-5-2	DNP	10-3-2	DNP
at Georgia	3/7/13	62-72	L	DNP	4-3-0	1-4-1	20-6-0	DNP	11-4-0	DNP
FLORIDA	3/9/13	61-57	W	DNP	0-0-0	4-2-2	16-4-1	DNP	13-4-2	DNP
vs Vanderbilt	3/15/13	48-64	L	DNP	3-1-0	0-2-1	12-5-0	DNP	4-5-1	DNP

Opponent	Date	Score		15	21	22	32	33	34
				CAULEY-STE	LANTER,TOD	POYTHRESS,	LONG,BRIAN	WILT,JER,KY	MAYS,JULIU
vs Maryland	11/9/12	72-69	W	8-6-2	DNP	8-7-0	DNP	19-6-2	7-2-1
vs Duke	11/13/12	68-75	L	4-0-0	DNP	20-8-0	DNP	5-3-4	7-1-3
LAFAYETTE	11/16/12	101-49	W	14-4-0	0-0-0	22-5-0	0-0-0	23-4-2	5-3-10
MOREHEAD STATE UNIV	11/21/12	81-70	W	2-4-1	DNP	20-8-0	DNP	9-4-0	11-3-2
LIU-BROOKLYN	11/23/12	104-75	W	12-8-1	DNP	22-9-1	DNP	7-4-5	15-0-6
at Notre Dame	11/29/12	50-64	L	6-1-1	DNP	3-2-1	DNP	6-5-0	16-2-3
BAYLOR	12/1/12	55-64	L	6-7-0	DNP	13-6-2	DNP	3-2-0	6-5-1
SAMFORD	12/4/12	88-56	W	12-12-1	DNP	16-8-1	DNP	10-7-4	10-3-5
PORTLAND	12/8/12	74-46	W	4-7-0	0-0-0	15-6-0	DNP	12-3-2	13-4-0
LIPSCOMB	12/15/12	88-50	W	8-2-4	DNP	11-4-0	DNP	23-12-2	7-6-4
MARSHALL	12/22/12	82-54	W	8-7-1	DNP	9-9-1	DNP	8-5-0	5-3-5
at LOUISVILLE	12/29/12	77-80	L	6-8-2	DNP	7-5-0	DNP	14-3-1	3-3-2
EASTERN MICHIGAN	1/2/13	90-38	W	11-11-1	0-0-0	16-5-1	0-0-0	17-5-2	13-3-4
at Vanderbilt	1/10/13	60-58	W	7-8-4	DNP	7-6-0	DNP	2-1-1	3-4-0
TEXAS A&M	1/12/13	71-83	L	6-3-0	DNP	12-6-1	DNP	0-2-0	7-0-4
TENNESSEE	1/15/13	75-65	W	7-5-0	DNP	10-8-1	DNP	17-5-2	9-0-1
at Auburn	1/19/13	75-53	W	DNP	DNP	12-7-0	DNP	17-4-5	6-3-3
at Alabama	1/22/13	55-59	L	DNP	DNP	6-5-0	DNP	14-7-2	12-3-1
LOUISIANA STATE	1/26/13	75-70	W	DNP	DNP	20-12-0	DNP	8-3-1	9-4-1
at Ole Miss	1/29/13	87-74	W	DNP	DNP	15-7-0	DNP	26-7-3	5-7-4
at Texas A&M	2/2/13	72-68	W	0-1-0	DNP	5-4-0	DNP	10-5-2	19-2-2
SOUTH CAROLINA	2/5/13	77-55	W	13-6-0	DNP	7-9-0	DNP	5-6-0	15-1-4
AUBURN	2/9/13	72-62	W	12-4-1	DNP	8-2-2	DNP	14-3-2	10-6-2
at Florida	2/12/13	52-69	L	10-6-1	DNP	5-4-2	DNP	7-2-0	10-2-3
at Tennessee	2/16/13	58-88	L	2-2-1	0-0-0	4-2-0	DNP	18-6-0	12-1-3
VANDERBILT	2/20/13	74-70	W	20-7-0	DNP	7-4-0	DNP	7-3-0	9-6-6
MISSOURI	2/23/13	90-83	W	7-12-1	DNP	21-7-2	DNP	4-1-3	24-6-3
MISSISSIPPI STATE	2/27/13	85-55	W	12-6-1	0-2-0	16-8-1	0-0-0	2-3-3	11-3-4
at Arkansas	3/2/13	60-73	L	13-10-0	DNP	9-4-0	DNP	5-5-1	3-4-0
at Georgia	3/7/13	62-72	L	10-11-2	0-0-0	4-4-3	DNP	12-4-1	0-2-1
FLORIDA	3/9/13	61-57	W	6-8-1	DNP	9-12-2	DNP	0-4-0	13-1-2
vs Vanderbilt	3/15/13	48-64	L	7-9-1	DNP	6-4-0	DNP	10-3-0	6-1-3