

UK Media Relations • 859.257.3838 (o) • UKathletics.com

Basketball Contacts: DeWayne Peevy (DeWayne.Peevy@uky.edu), John Hayden (John.Hayden@uky.edu); Deb Moore (Deb.Moore@uky.edu)

**SCHEDULE/RESULTS
(12-1, 0-0 SEC)**

Date	Opponent	Result/Time
N. 2	TRANSYLVANIA (EXH.) [FSS/UK IMG]	W, 97-53
N. 7	MOREHOUSE (EXH.) [FSS/UK IMG#]	W, 125-40
N. 11	¹ MARIST [FSS/UK IMG#]	W, 108-58
N. 15	² vs. No. 12/11 Kansas [ESPN]	W, 75-65
N. 19	³ vs. Penn State [ESPN3.com/UK IMG#]	W, 87-45
N. 20	³ vs. Old Dominion [ESPN]	W, 62-52
N. 23	¹ RADFORD [FSS/UK IMG#]	W, 88-40
N. 26	PORTLAND [FSS/UK IMG#]	W, 87-63
D. 1	⁴ ST. JOHN'S [ESPN2]	W, 81-59
D. 3	NO. 5/5 NORTH CAROLINA [CBS]	W, 73-72
D. 10	at Indiana [ESPN]	L, 72-73
D. 17	CHATTANOOGA [CSS]	W, 87-62
D. 20	SAMFORD [ESPN2]	W, 82-50
D. 22	LOYOLA-MD [FSS]	W, 87-63
D.28	LAMAR [ESPNU]	W, 86-64
D. 31	NO. 4/4 LOUISVILLE [CBS]	Noon
J. 3	⁵ vs. Arkansas-Little Rock [FSS/UK IMG#]	7:00
J. 7	SOUTH CAROLINA [SEC NETWORK]	4:00
J. 11	at Auburn [SEC Network]	8:00
J. 14	at Tennessee [ESPN]	Noon
J. 17	ARKANSAS [ESPN]	9:00
J. 21	ALABAMA [CBS]	Noon
J. 24	at Georgia [ESPN]	9:00
J. 28	at LSU [SEC Network]	4:00
J. 31	TENNESSEE [ESPNU]	7:00
F. 4	at South Carolina [ESPN/ESPN2]	6:00
F. 7	FLORIDA [ESPN]	7:00
F. 11	at Vanderbilt [ESPN/College Gameday]	9:00
F. 18	OLE MISS [SEC NETWORK]	4:00
F. 21	at Mississippi State [ESPN]	9:00
F. 25	VANDERBILT [CBS]	Noon
M. 1	GEORGIA [ESPN/ESPN2]	9:00
M. 4	at Florida [CBS]	Noon
M. 8-11 ⁶	SEC Tournament (SEC Network/ABC)	TBA

¹Basketball Hall of Fame Tip-Off Tournament (Rupp Arena, Lexington, Ky.); ²State Farm Champions Classic (Madison Square Garden, New York, N.Y.); ³Basketball Hall of Fame Tip-Off Tournament (Mohegan Sun Arena, Uncasville, Conn.); ⁴Big East/SEC Challenge (Rupp Arena, Lexington, Ky.); ⁵Freedom Hall, Louisville, Ky.; ⁶New Orleans Arena, New Orleans, La.



CATS CLOSE OUT 2011 WITH RIVALRY GAME

Kentucky ends the 2011 calendar year hosting in-state rival Louisville on New Year's Eve. The Wildcats enter the game on a modest four-game winning streak including an 86-64 win over Lamar on Wednesday night.

UK had five players score in double-figures led by Michael Kidd-Gilchrist's team-high 18 points. Darius Miller and Marquis Teague both posted 15 points, while Doron Lamb added 12 and Anthony Davis 10.

Davis also pulled down a game-high 13 rebounds for his sixth double-double of the season.

UK ran the nation's longest home winning-streak to 43-straight games (42 at Rupp; one at Memorial).

CAT SCRATCHES

- Kentucky is in its 109th season of basketball and is the all-time NCAA leader in wins with 2,064.
- The Wildcats have six players averaging double-figures led by Doron Lamb's 15.8 ppg average. UK has never had six players at season's end average double-figures.
- Kentucky has three players averaging better than 6.0 rebounds per game, led by Anthon Davis' 10.2 rpg average.
- Kentucky leads the country with 9.4 blocks per game.
- Anthony Davis, averaging 4.5 blocks/game, is on pace to shatter the single-season UK block record. The record is 83 (Andre Riddick, Melvin Turpin). Davis is on pace to finish with 148 blocks.
- UK is 58-1 under John Calipari when holding an opponent to 67 points or fewer.
- Calipari owns the longest winning streak in Rupp Arena at 42.
- Kentucky is currently on a 43-game home winning streak (42 at Rupp; one at Memorial), which is the longest streak in the country.

GAMECENTER

Kentucky Wildcats		Louisville Cardinals	
Record:	11-1, 0-0 in SEC	Record:	12-1, 0-1 in Big East
Rankings:	No. 3 (AP)/No. 3 (Coaches)	Rankings:	No. 4 (AP)/No. 4 (Coaches)
Last Game:	Def. Lamar, 86-64	Last Game:	Lost to No. 12 Georgetown, 71-68
Head Coach:	John Calipari	Head Coach:	Rick Pitino
Overall On-Court Record:	521-153 (.773)	Overall Record:	609-221 (.734)
at UK:	76-13 (.854)	at Louisville:	257-97 (.726)
vs. Louisville:	8-5	vs. Kentucky:	4-6
Last five games:	4-1	Last five games:	4-1

PROJECTED STARTERS*

Kentucky Wildcats				Louisville Cardinals					
P #	Name	Pts.	Rebs.	Assts	P #	Name	Pts.	Rebs.	Assts
G 1	Darius Miller	10.5	3.5	2.6	G 3	Peyton Siva	9.5	2.8	5.4
<ul style="list-style-type: none"> • 12 points shy of reaching 1,000-point plateau 				<ul style="list-style-type: none"> • Shooting 81.8 pct from free throw line 					
F 14	Michael Kidd-Gilchrist	13.5	6.8	2.2	G 5	Chris Smith	9.9	3.2	2.9
<ul style="list-style-type: none"> • Shooting 54.1 pct. from the field 				<ul style="list-style-type: none"> • Shooting team-best 39.6 pct. from 3-pt range 					
G 20	Doron Lamb	15.8	3.8	2.1	C 10	Gorgui Dieng	10.5	10.0	2.8
<ul style="list-style-type: none"> • Shooting 83.6 pct. from the free throw line 				<ul style="list-style-type: none"> • Team leader in rebounding and blocks 					
F 23	Anthony Davis	11.6	10.2	4.5^	F 14	Kyle Kuric	13.5	4.5	1.7-
<ul style="list-style-type: none"> • Recorded six double-doubles this season 				<ul style="list-style-type: none"> • Hit a team-best 25 3-pointers 					
G 25	Marquis Teague	11.2	2.4	4.5	F 24	Chane Behanan	8.7	8.0	0.9-
<ul style="list-style-type: none"> • Avg 12.8 pts and 5.0 assts over last five gms 				<ul style="list-style-type: none"> • Eight pts, eight rebs and three steals vs. G-town 					

*Based on previous game's starters; ^-blocks; --steals

ABOUT THE GAME

TELEVISION • CBS	RADIO • UK IMG NETWORK	LOUISVILLE MEDIA INFO
Play-by-Play: Ian Eagle Analyst: Clark Kellogg	Play-by-Play: Tom Leach Analyst: Mike Pratt Sirius/XM Channel: Sirius Ch.91/XM Ch. 91	Contact: Kenny Klein Phone: 502.599.7865 Email: kenny.klein@louisville.edu

ASSOCIATED PRESS

DECEMBER 26

No.	Team	W-L	Pts.	Pvs.
1	Syracuse (54)	13-0	1,611	1
2	Ohio State (5)	12-1	1,507	2
3	Kentucky (4)	11-1	1,480	3
4	Louisville (2)	12-0	1,386	4
5	North Carolina	11-2	1,366	5
6	Baylor	12-0	1,299	6
7	Duke	10-1	1,281	7
8	Missouri	12-0	1,149	9
9	Connecticut	10-1	1,143	8
10	Florida	10-2	1,050	11
11	Wisconsin	11-2	898	13
12	Georgetown	10-1	851	16
13	Indiana	12-0	820	17
14	Marquette	11-1	775	10
15	Mississippi State	12-1	718	18
16	Michigan State	11-2	613	19
17	Kansas	8-3	548	12
18	Michigan	10-2	504	20
19	UNLV	13-2	473	21
20	Murray State	13-0	342	22
21	Creighton	10-1	254	23
22	Pittsburgh	11-2	238	15
23	Virginia	10-1	214	24
24	Harvard	10-1	121	nr
25	San Diego State	11-2	119	nr

USA TODAY/ESPN COACHES

DECEMBER 19

No.	Team	W-L	Pts.	Pvs.
1	Syracuse (30)	13-0	774	1
2	Ohio State (1)	12-1	719	2
3	Kentucky	11-1	702	3
4	Louisville	12-0	674	4
5	Duke	10-1	639	5
6	North Carolina	11-2	623	6
7	Baylor	12-0	587	7
8	Missouri	12-0	574	8
9	Connecticut	10-1	538	9
10	Florida	10-2	501	12
11	Wisconsin	11-2	434	14
12	Georgetown	10-1	400	16
13	Marquette	11-1	359	10
14	Mississippi State	12-1	347	17
15	Indiana	12-0	337	18
16	Michigan	10-2	290	19
17	Michigan State	11-2	270	20
18	Kansas	8-3	250	11
19	Creighton	10-1	193	21
20	UNLV	13-2	179	23
21	Murray State	13-0	169	22
22	Pittsburgh	11-2	159	13
23	Harvard	10-1	92	25
24	Virginia	10-1	48	nr
25	Kansas State	10-1	45	nr

WEEKLY RANKINGS

DATE	AP	COACHES
Preseason	2	2
Nov. 14	2	2
Nov. 21	2	2
Nov. 28	1	1
Dec. 5	1	1
Dec. 12	3	3
Dec. 19	3	3
Dec. 26	3	3

MEDIA INFORMATION

MEDIA AVAILABILITY

Player interviews are conducted prior to practices and will be available to all UK media on the Joe Craft Center practice court. Coach John Calipari will meet with members of the media immediately following player interviews either on the practice court or in the Memorial Coliseum media room. Time and location will be announced by the UK Media Relations office.

INTERVIEWS

Media wishing to interview UK coach John Calipari are asked to notify DeWayne Peevy with UK Media Relations at 859.257.3838. No interviews will be allowed the day of a game. All interviews with Kentucky student-athletes must be coordinated through John Hayden with UK Media Relations. Telephone interviews will be fulfilled at a time that does not interfere with the player's academic or practice schedule.

POSTGAME INTERVIEWS

The Kentucky locker room is normally closed to the media following games. Coach Calipari and player interviews will be conducted in the Rupp Arena Interview Room following a brief cooling-off period.

SEC TELECONFERENCE

The SEC conducts weekly teleconferences with the league's coaches. The teleconferences run Wednesday, Jan. 4 and every Monday, Jan. 9 through March 5.

TIME (ET) COACH

11:00 - Kevin Stallings (Vanderbilt)
 11:07 - Billy Donovan (Florida)
 11:14 - Darrin Horn (South Carolina)
 11:21 - Mark Fox (Georgia)
 11:28 - Trent Johnson (LSU)
 11:35 - John Calipari (Kentucky)

TIME (ET) COACH

11:42 - Cuonzo Martin (Tennessee)
 11:49 - Mike Anderson (Arkansas)
 11:56 - Anthony Grant (Alabama)
 12:03 - Tony Barbee (Auburn)
 12:10 - Andy Kennedy (Ole Miss)
 12:17 - Rick Stansbury (Mississippi State)

QUICK FACTS

Location: Lexington, Ky.
Founded: 1865
Enrollment: 28,000
Nickname: Wildcats
Colors: Blue (PMS 286) and White
Conference: SEC (East)
Stadium: Rupp Arena (23,000)
President: Dr. Eli Capilouto
Athletics Director: Mitch Barnhart
Faculty Representative: Joseph L. Fink III

BASKETBALL STAFF

Head Coach: John Calipari (Clarion, 1982)
Asst. Coach: Orlando Antigua (Pittsburgh, 1995)
Asst. Coach: Kenny Payne (Louisville, 2003)
Asst. Coach: John Robic (Denison, 1986)
Strength Coach: Mike Malone (Mount Union College, 2001)
Athletic Trainer: Chris Simmons (Memphis, 2002)
Director of Operations: Chris Woolard (UCLA, 1997)

MEDIA RELATIONS

Senior Associate AD: DeWayne Peevy (Montevallo, '96)
Assoc. Media Relations Director: John Hayden (Alabama, '98)
Asst. Media Relations Director: Deb Moore (St. Bonaventure, '06)

COMMUNICATIONS • AREA CODE (859)

UK Media Relations: 257.3838
Peevy Home: 227.1779 - dewayne.peevy@uky.edu
Hayden Home: 559.9399 - john.hayden@uky.edu
Moore Home: 559.5781 - deb.moore@uky.edu
Press Row: 252.3602

KENTUCKY NUMERICAL ROSTER

No.	Name	Pos.	Ht.	Wt.	Yr.	Exp.	Hometown (High School/College)
1	Darius Miller	G	6-8	225	Sr.	3L	Maysville, Ky. (Mason Co.)
3	Terrence Jones	F	6-9	252	So.	1L	Portland, Ore. (Jefferson)
4	Jon Hood	G	6-7	215	Jr.	2L	Madisonville, Ky. (North Hopkins)
5	Jarrod Polson	G	6-2	185	So.	1L	Nicholasville, Ky. (West Jessamine)
10	Twany Beckham	G	6-5	205	Jr.	TR	Louisville, Ky. (Mississippi State)
13	Sam Malone	G	5-11	190	Fr.	HS	Scituate, Mass. (Scituate)
14	Michael Kidd-Gilchrist	F	6-7	232	Fr.	HS	Somerdale, N.J. (St. Patrick's)
20	Doron Lamb	G	6-4	210	So.	1L	Queens, N.Y. (Oak Hill Academy)
23	Anthony Davis	F	6-10	220	Fr.	HS	Chicago, Ill. (Perspectives Charter)
25	Marquis Teague	G	6-2	189	Fr.	HS	Indianapolis, Ind. (Pike)
30	Eloy Vargas	F	6-11	244	Sr.	1L	Mocca, D.R. (Miami-Dade CC)
32	Brian Long	G	5-9	150	Fr.	HS	Dumon, N.J. (River Dell)
33	Kyle Wiltjer	F	6-9	239	Fr.	HS	Portland, Ore. (Jesuit)

DOUBLE-FIGURE SCORING

Kentucky currently has six players averaging in double figures.

Between 1947 and 2011, which comprised 64 teams, UK had five players average double-figures for the entire season nine times. Of those nine teams, six were Adolph Rupp teams, and one by Joe B. Hall [1978], one by Rick Pitino [1991], and one by Tubby Smith [2004].

Kentucky has never had six players at season's end average double-figures in its 109-year history.

BALANCED SCORING

In Kentucky's first 13 games this season, the Wildcats have been led in scoring by six different players, including three freshmen.

DAVIS IN ESPN THE MAGAZINE "NEXT" ISSUE

UK men's basketball freshman Anthony Davis was named NEXT for the Jan. 9, 2012 issue of ESPN The Magazine.

Every year, ESPN The Magazine unveils the NEXT Athlete as well as the NEXT class of five athletes who are the future in their sport and who will dominate the sports universe for years to come. Past stars include LeBron James, Jose Reyes, Alex Rodriguez, Matt Ryan, Kevin Durant and Candace Parker.

Davis is the second Wildcat in three years to be featured in the issue. Former UK All-American and overall number one pick in the 2010 NBA Draft, John Wall, was featured in the 2010 NEXT class.

DOMINATING AT HOME

The Wildcats are 9-0 at home this season and are in the midst of a 43-game home-winning streak (41 at Rupp; one at Memorial).

So far this year, the largest deficit the Cats have trailed by at home is nine points, against North Carolina (34-25, 6:52 in 1st half).

STREAKING AT HOME

Kentucky currently owns the nation's longest home-winning streak at 43 straight games (42 at Rupp; one at Memorial).

School	Streak	Next Home Game
1. Kentucky	43	Dec. 31 (Louisville)
2. Duke	41	Dec. 30 (W. Michigan)
3. Ohio State	34	Jan. 3 (Nebraska)
4. Notre Dame	28	Jan. 10 (South Florida)
5. Purdue	25	Dec. 31 (Illinois)
Temple	25	Jan. 4 (Duke)

CALIPARI BREAKS RECORD IN RUPP

With UK's season-opening victory over Marist, UK head coach John Calipari recorded his 34th straight win in Rupp Arena as UK's head coach. It broke former UK head coach Rick Pitino's longest streak of 33 games in the venue.

Calipari's winning streak currently sits at 42.

CATS RANK NATIONALLY IN STATS

In the latest release of NCAA stats, Kentucky leads the country in field goal pct. defense (35.2) and blocked shots (9.4), due in large part to Anthony Davis' average of 4.5 per game which ranks second nationally.

UK also ranks in the top 10 in scoring margin (3rd - +23.5).

Davis ranks 24th in rebounds (10.2), while Terrence Jones checks in at 48th in blocked shots (2.1).

UK TOPS IN SEC

In the latest release of the SEC stats, the Wildcats lead the league in eight different categories including scoring margin (23.5), field goal pct. (49.8), field goal pct. defense (35.2), rebounding offense (40.9), rebounding margin (+6.9), blocked shots (9.4), defensive rebounds (28.1) and offensive rebounding pct. (.382).

Individually, Doron Lamb is tops in the SEC 3-point pct. (.491) and Anthony Davis leads the league in blocks (4.5) and defensive rebounds (7.2).

FABULOUS FRESHMEN

Kentucky's freshman class of Anthony Davis, Michael Kidd-Gilchrist, Marquis Teague and Kyle Wiltjer were heralded as the top-ranked recruiting class in the country. They certainly lived up to their billing in the exhibition schedule.

The four were among UK's top six in scoring, while Teague led the team in assists (16) and Davis led the team in blocks (12).

Wiltjer ranked second on the team in scoring (16.5), while Michael Kidd-Gilchrist shot 77.8 pct. from the field and averaged a well-balanced 15.0 ppg, 6.0 rpg and 4.5 apg.

Through 13 games so far, the four are among UK's top seven scorers with three averaging double-figures. Davis is averaging a double-double and leads the team in rebounding (10.2), blocked shots (58) and double-doubles (6). Kidd-Gilchrist ranks second in scoring (13.5) and rebounding (6.8), and Teague leads the team with 58 assists and 19 steals.

TRIPLE-DOUBLE COMING?

In Kentucky's illustrious history, there has been only one triple-double, turned in by Chris Mills in the 1988-89 season.

However this season, freshman Anthony Davis has flirted with history a few times already.

The 6-11 forward tallied 23 points, 10 rebounds and five blocks in the season opener against Marist. His biggest threat came against St. John's when he posted 15 points, 15 rebounds and eight blocks.

He tempted fate again against Chattanooga when he poured in 14 points, grabbed a career-best 18 rebounds and blocked five shots.

In his most recent outing, Davis tallied 10 points, 13 rebounds and six blocks against Lamar.

2011-12 SEC STANDINGS

Team	SEC	Pct.	GB	All
KENTUCKY	0-0	.000	--	12-1
Mississippi State	0-0	.000	--	12-2
Alabama	0-0	.000	--	10-3
Florida	0-0	.000	--	10-3
LSU	0-0	.000	--	10-3
Ole Miss	0-0	.000	--	9-3
Arkansas	0-0	.000	--	9-3
Auburn	0-0	.000	--	8-3
Vanderbilt	0-0	.000	--	9-4
Georgia	0-0	.000	--	8-5
South Carolina	0-0	.000	--	6-6
Tennessee	0-0	.000	--	6-6

through Dec. 29

THIS WEEK IN THE SEC

DECEMBER

31 (SATURDAY)

Louisville at Kentucky (CBS Sports).....	Noon
Utah State at Mississippi State	2:00 p.m.
Yale at Florida (ESPN)	2:00 p.m.
USC Upstate at South Carolina (SportSouth) ..	7:00 p.m.

JANUARY

2 (MONDAY)

Virginia at LSU (CSS)	7:00 p.m.
Chattanooga at Tennessee (SportSouth).....	7:00 p.m.
Miami (Ohio) at Vanderbilt	8:00 p.m.
Bethune Cookman at Auburn.....	8:00 p.m.

3 (TUESDAY)

South Carolina State at South Carolina	7:00 p.m.
Kentucky vs. UALR (FSN/UK IMG)	7:00 p.m.
UAB at Florida (FSN).....	7:00 p.m.
Savannah State at Arkansas (RSN)	8:00 p.m.
Alabama at Georgia Tech (ESPN).....	9:00 p.m.
SMU at Ole Miss (FSN)	9:00 p.m.

4 (WEDNESDAY)

Auburn at Florida State	8:00 p.m.
Tennessee at Memphis (FSN)	8:00 p.m.

7 (SATURDAY)

*Florida at Tennessee (ESPN2).....	11:00 a.m.
*Ole Miss at LSU (SEC Network).....	1:30 p.m.
*Auburn at Vanderbilt (SEC Network)	1:30 p.m.
*South Carolina at Kentucky (SEC Network) ...	4:00 p.m.
*Alabama at Georgia (FSN).....	7:00 p.m.
*Mississippi State at Arkansas (CSS)	9:00 p.m.

10 (TUESDAY)

*Georgia at Florida (ESPN)	7:00 p.m.
*Vanderbilt at South Carolina (ESPN)	9:00 p.m.

11 (WEDNESDAY)

*Arkansas at Ole Miss (SEC Network).....	8:00 p.m.
*Kentucky at Auburn (SEC Network)	8:00 p.m.
*LSU at Alabama (CSS)	9:00 p.m.

12 (THURSDAY)

*Tennessee at Mississippi State (ESPN/2)	9:00 p.m.
--	-----------

all times eastern

TEAGUE NAMED A COUSY AWARD CANDIDATE

UK men's basketball freshman Marquis Teague was named a Bob Cousy Award candidate as announced by The Naismith Memorial Basketball Hall of Fame in Springfield, Mass.

He currently ranks third in the Southeastern Conference in assists (4.5), ninth in assists to turnover ratio (1.4) and steals (1.5) and 29th in scoring (11.2).

The annual award, named for Hall of Famer and former Boston Celtic Bob Cousy, recognizes college basketball's top point guard. Almost 60 candidates have been nominated for the 2012 award. Nominations were solicited from all Division I, II and III schools across the country.

This original list of candidates will be narrowed down to a final 20 by January 1, final 10 by February 1, and final five by March 1. The winner of the 2012 Bob Cousy Award will be presented at the Hall of Fame's Class Announcement on Championship Monday in New Orleans as part of NCAA Final Four weekend.

KENTUCKY BASKETBALL DOING WELL

Both the men's and women's basketball teams are enjoying huge amounts of success. Both are ranked in the top 10 of their respective Associated Press polls, making them one of five schools in the top 10 of both the men's and women's AP top 10.

Team	Men's AP	Women's AP
Kentucky	3	6
Baylor	6	1
Duke	7	8
Ohio State	2	9
UCConn	9	2

SCOUTING LOUISVILLE

Located only 78 miles west of Lexington on I-64, Louisville is a member of the Big East Conference.

Arguably one of the Wildcats' fiercest series, the Cardinals have a rich basketball tradition of their own. They are fifth in all-time NCAA Final Four appearances and entered the season 10th all-time in winning percentage.

The Cardinals are off to a 12-1 start, playing 12 of their first 13 games at the KFC Yum! Center.

Louisville has three players scoring in double-figures, led by Kyle Kuric's team-leading 13.5 ppg, followed by Russ Smith's 10.8 ppg average and Gorgui Dieng's 10.5 average.

Dieng leads the team in rebounding (10.0) and blocked shots (37).

The intense match-up between Kentucky and Louisville was taken to another level on March 21, 2001, when former UK head coach Rick Pitino took the helm at UofL and became only the fourth coach in 57 years for the Cardinals.

Pitino is 609-221 (.734) in his 25th season as a head coach.

NEW YEAR'S EVE

The Wildcats are 12-4 when playing on the final day of the calendar year.

Saturday's game marks the second straight year UK has played on New Year's Eve. Last year the Wildcats traveled to Louisville and defeated the Cardinals 78-63.

UK and UL have met three times on New Year's Eve, with the Wildcats holding a 2-1 edge. Prior to last year's victory, Kentucky defeated Louisville on Dec. 31, 1996 74-54. The Cardinals defeated the Cats 97-75 on Dec. 31, 1988.

TOP FIVE MATCH-UP

This year's game marks the first time in the history of the series that both teams are ranked in the Associated Press top five.

Saturday's game also marks the highest combined ranking between the two teams, eclipsing the 1984 match-up when UK was ranked No. 2 to Louisville's No. 6 ranking.

This year marks the second straight match-up that both teams enter the game ranked in the Associated Press top 25 and the 12th time in the series. Kentucky holds a 10-1 advantage in the previous 11 meetings when both teams were ranked.

SERIES HISTORY

Kentucky owns a 28-14 record in the all-time series and has won five of the last seven against Louisville including two straight.

This is the 29th regular-season meeting between the teams since the series was renewed in 1983-84. UK has won 18 of the 28 games in that span.

The series began in 1913 with UK winning seven of the first nine contests. The teams then met three times in the NCAA Tournament between 1948-59. After a 24-year absence, the series was renewed at the 1983 NCAA Midwest Region title game in Knoxville, with Louisville winning the "Dream Game," 80-68 in overtime to advance to the Final Four.

UK coach John Calipari is 8-5 versus Louisville. UofL head coach Rick Pitino is 4-6 against the Cats. Pitino was 6-2 against the Cards while coaching at Kentucky.

BLUEGRASS SUCCESS

Kentucky is 161-68 (.703) all-time against in-state teams, with most of the action coming against Georgetown College, against whom, the Cats are 35-15 (.700). However, all of those meetings came prior to 1940. UK's most common, modern-day opponent is Louisville, against whom the Cats are 28-14 (.667).

WILDCATS IN KENTUCKY

Meanwhile, the Wildcats own a 1,274-230-1 (.847) record when playing in the state of Kentucky. UK is 9-0 this year inside the Commonwealth, posting all nine wins in Rupp Arena.

UNPARALLELED TRADITION

The Wildcats own an unparalleled tradition of success. Since 1903, the University of Kentucky has fielded 106 basketball teams. The first national championship was an NIT title in 1946. The first NCAA title came in 1948 and the latest, No. 7, occurred 1998. No other program can claim the unparalleled success that matches the Wildcats' efforts over the past century.

Highlights include:

- Seven NCAA titles (1948, 1948, 1951, 1958, 1978, 1996, 1998)
- The all-time winningest college teams:
 1. Kentucky 2,064
 2. Kansas 2,046
 3. North Carolina 2,044
 4. Duke 1,954
 5. Syracuse 1,824
- -- through 12/28
- The highest all-time winning percentage in college basketball -- (.761) 2,064-648-1
- Three NCAA runner-up trophies
- 14 Final Four appearances
- A national-record 51 NCAA Tournament appearances
- 151 NCAA Tournament games
- 105 NCAA Tournament wins
- 44 SEC Championships
- 27 SEC Tournament titles
- 12 30-win seasons
- 55 20-win seasons
- 52 players chosen All-America 80 times
- 92 Wildcats drafted by the NBA

CATS ON A RUN

Marist		St. John's
11-2 (21-21 to 32-23)		12-0 (4-5 to 16-5)
13-2 (38-34 to 51-36)		9-2 (16-12 to 25-14)
21-3 (51-39 to 72-42)		7-0 (31-22 to 38-22)
9-2 (75-46 to 84-48)		10-1 (50-34 to 60-35)
9-0 (84-50 to 93-50)		7-0 (69-49 to 76-49)
10-1 (98-57 to 108-58)		
Kansas		North Carolina
8-0 (3-10 to 11-10)		7-0 (2-3 to 9-3)
15-2 (26-28 to 41-30)		7-0 (35-43 to 42-43)
		7-0 (45-51 to 52-51)
		7-0 (56-60 to 63-60)
Penn State		Indiana
12-2 (8-5 to 20-7)		7-0 (22-30 to 29-30)
25-2 (22-11 to 47-13)		8-0 (57-66 to 65-66)
13-2 (58-31 to 71-33)		
Old Dominion		Chattanooga
7-0 (11-18 to 18-18)		18-2 (0-0 to 18-2)
11-0 (23-27 to 34-27)		9-0 (20-9 to 29-9)
12-1 (50-49 to 62-50)		13-0 (53-37 to 66-37)
		13-2 (74-51 to 87-53)
Radford		Samford
14-0 (0-0 to 14-0)		11-0 (0-0 to 11-0)
8-0 (14-2 to 22-2)		9-2 (15-7 to 24-9)
7-0 (22-6 to 29-6)		16-2 (29-18 to 45-20)
11-0 (38-14 to 49-14)		
8-0 (49-18 to 57-18)		Loyola
10-2 (57-20 to 67-22)		9-0 (0-2 to 9-2)
7-0 (77-34 to 84-34)		11-2 (51-46 to 62-48)
		11-0 (62-50 to 73-50)
Portland		Lamar
8-0 (13-12 to 21-12)		7-0 (0-0 to 7-0)
10-0 (21-15 to 31-15)		9-0 (12-10 to 21-10)
7-0 (43-37 to 50-37)		9-2 (25-16 to 34-18)
8-0 (50-39 to 58-39)		7-0 (51-37 to 58-37)
7-0 (80-60 to 87-60)		7-0 (73-56 to 80-56)

HALL OF FAME CREDENTIALS

John Calipari is already counted among the coaching elite in terms of coaching wins in the first 19 years of his career. Thanks to a 64-12 mark in his first two seasons at Kentucky, Calipari continues his run among the elite coaches, finishing second in most wins by a coach in his first 19 seasons. Calipari entered his 20th season as a head coach already in second place for most on-court wins by an NCAA Division I coach in his first 19 years.

The following lists the coaches with the most victories in their first 19 years:

After 19 seasons (by wins)

1. Roy Williams, Kansas, UNC ('89-07)	524
2. John Calipari, UMass, Memphis, UK ('89-96, 01-10)	509
3. Jerry Tarkanian, LBSU, UNLV ('69-87)	473
4. Denny Crum, Louisville ('72-90).....	463
5. Nolan Richardson, Tulsa, Arkansas ('81-99)	456
6. Jim Boeheim, Syracuse ('77-95)	454
7. Rick Pitino, BU, Providence, UK, UL ('79-83, 86-87, 90-97, 02-05).....	449
8. Bob Huggins, Walsh, Akron, Cincinnati ('81-00)	444
9. John Thompson, Georgetown ('73-91)	442
10. Billy Tubbs, Texas St., Lamar, Okla. ('72-73, 77-93).....	424

After 19 seasons (by pct.)

1. Adolph Rupp, UK ('31-49).....	841
2. Claire Bee, Rider, Long Island ('29-43, '46-49) ...	828
3. Jerry Tarkanian, LBSU, UNLV ('69-87)	825
4. Henry Iba, NW Mo. St., Colo., Okla. St. ('30-48) ...	800
5. Roy Williams, Kansas, UNC ('89-07)	800
6. Nat Holman, CCNY ('20-38).....	786
7. John Calipari, UMass, Memphis, UK ('89-96, 01-10)	770
8. Lew Andreas, Syracuse ('25-43).....	757
Harold Anderson, Toledo, Bowling Green ('35-53) ...	757
10. Jim Boeheim, Syracuse ('77-95).....	752

Calipari is also ahead of schedule, and currently ranks in the top five in victories by a coach after 20 seasons.

The following lists the coaches with the most victories in their first 20 years:

After 20 seasons (by wins)

1. Roy Williams, Kansas, UNC ('89-08)	560
2. John Calipari, UMass, Memphis, UK ('89-96, 01-11)	521
3. Jerry Tarkanian, LBSU, UNLV ('69-88)	501
4. Jim Boeheim, Syracuse ('77-96)	483
5. Denny Crum, Louisville ('72-91).....	477
6. Nolan Richardson, Tulsa, Arkansas ('81-00)	475
7. Rick Pitino, BU, Providence, UK, UL ('79-83, 86-87, 90-97, 02-06).....	470
8. Bob Huggins, Walsh, Akron, Cincinnati ('81-01)	469
9. John Thompson, Georgetown ('73-92)	464
10. John Chaney, Cheyney, Temple ('66-70, 74-88) ..	458

After 20 seasons (by pct.)

1. Adolph Rupp, UK ('31-50).....	840
2. Jerry Tarkanian, LBSU, UNLV ('69-88)	825
3. Claire Bee, Rider, Long Island ('29-43, '46-50) ...	824
4. Roy Williams, Kansas, UNC ('89-08)	807
5. Henry Iba, NW Mo. St., Colo., Okla. St. ('30-49) ...	801
6. Phog Allen, Baker, Kansas, Haskell, Central Mo. Kansas ('06-09, 13-28)	785
7. Nat Holman, CCNY ('20-39)	778
8. John Calipari, UMass, Memphis, UK ('89-96, 01-11)	773
8. John Chaney, Cheyney, Temple ('66-70, 74-88) ..	762
9. Frank Keane, Rhode Island ('22-41)	755
10. Harold Anderson, Toledo, Bowling Green ('35-53) ...	754

UK VS. THE BIG EAST

Kentucky is 169-73 against schools comprising the Big East. The majority of UK's games against the Big East have come against Notre Dame, against whom the Cats are 42-17 (.712).

The Wildcats are playing the second of a pair of Big East opponents this season, defeating St. John's earlier this year.

UK posted a 3-2 record against the Big East last year, defeating Louisville, Notre Dame and West Virginia, while dropping two games to UConn.

KENTUCKY-LOUISVILLE CONNECTIONS

- Current UK assistant coach Kenny Payne played his college ball at Louisville. A four-year letterwinner at UL from 1985-89, he helped lead the Cardinals to the 1986 national championship. He finished his career scoring 1,083 points and shooting 40 pct. from 3-point range.

- UofL head coach Rick Pitino spent eight seasons (1990-97) as head coach of the Wildcats, leading UK to a 219-50 record, two SEC championships, five SEC Tournament titles, three Final Fours and the 1996 National Championship.

- UofL executive assistant Vince Tatum served as a UK student manager under former UK equipment manager Bill Keightley from 1990-93.

BLUEGRASS SPORTS COMMISSION AWARD

The Bluegrass Sports Commission (BSC) will once again present an award to the Most Valuable Player of the men's basketball game between the University of Kentucky and the University of Louisville.

The award, presented after the annual game is played each year, was given to former UK forward and current New York Knick Josh Harrellson in 2010.

FRESHMEN STARTING

In Kentucky's season-opening win over Marist, head coach John Calipari started three freshmen (Anthony Davis, Michael Kidd-Gilchrist, Marquis Teague). It marked the first time in program history UK started three freshmen in the season opener.

Calipari has started the same trio in UK's 13 games thus far.

CALIPARI'S TEAMS ARE EFFICIENT

Going back through the 2005-06 season, John Calipari's teams have been some of the most efficient in the country on the offensive and defensive end.

According to Ken Pomeroy's calculations, on KenPom.com, Cal's teams have ranked in the top 10 as most efficient teams in the country per possession.

Year	Off. (Rnk)	Def. (Rnk)	Overall
2012	117.9 (04)	85.3 (05)	3rd
2011	118.1 (07)	90.4 (15)	6th
2010	116.1 (15)	86.2 (06)	3rd
2009	114.1 (25)	82.5 (01)	2nd
2008	121.3 (04)	83.9 (04)	2nd
2007	116.6 (25)	86.9 (11)	9th
2006	112.9 (29)	87.4 (06)	9th

WILDCATS WHEN

KENTUCKY RECORD BY STARTING LINEUP

Davis, Jones, Kidd-Gilchrist, Lamb, Teague	8-1
Davis, Kidd-Gilchrist, Lamb, Miller, Teague	4-0

KENTUCKY DOUBLE-FIGURE GAMES POINTS

Kidd-Gilchrist 11, Lamb 10, Davis 9, Teague 8, Miller 7, Jones 6, Wiltjer 3

REBOUNDS

Davis 6, Kidd-Gilchrist 1

DOUBLE-DOUBLES

Davis 6, Kidd-Gilchrist 1

KENTUCKY RECORD	ALL	SEC
Leading or tied at halftime:	11-0	0-0
Trailing at halftime:	1-1	0-0
Shoot 50% or higher:	6-1	0-0
Shoot less than 50%:	6-0	0-0
Shoot higher % than opp.:	12-1	0-0
Shoot lower % than opp.:	0-0	0-0
Opp. shoot worse than 50%:	12-1	0-0
Opp. shoot 50% or higher:	0-0	0-0
Score less than 60 points:	0-0	0-0
Score 60-69 points:	1-0	0-0
Score 70-79 points:	2-1	0-0
Score 80-89 points:	8-0	0-0
Score 90-99 points:	0-0	0-0
Score 100+ points:	1-0	0-0
Opp. score less than 60 pts.:	6-0	0-0
Opp. score 60-69 pts.:	5-0	0-0
Opp. score 70-79 pts.:	1-1	0-0
Opp. score 80-89 points:	0-0	0-0
Opp. score 90-99 points:	0-0	0-0
Opp. score 100+ points:	0-0	0-0
Outrebounded opponent:	9-0	0-0
Outrebounded by opponent:	2-0	0-0
Equal number of rebounds:	1-1	0-0
Fewer turnovers than opp.:	8-1	0-0
Same turnovers as opp.:	0-0	0-0
More turnovers than opp.:	4-0	0-0
Make 8 or more 3-pointers:	3-0	0-0
Make 7 or fewer 3-pointers:	9-1	0-0
Games decided by 5 or fewer:	1-1	0-0
Overtime games:	0-0	0-0
On CBS:	1-0	0-0
On ESPN/ESPN2/ESPNU:	5-1	0-0
On ESPN3.com:	1-0	0-0
On SEC Network:	0-0	0-0
On ABC:	0-0	0-0
On FSN South:	4-0	0-0
On UK IMG:	0-0	0-0
On CSS:	1-0	0-0
vs. SEC at Home:	0-0	0-0
vs. SEC on Road:	0-0	0-0
Games vs. ranked opp.:	2-0	0-0
Games following a loss:	1-0	0-0
Games following a win:	10-1	0-0
More points in the paint:	12-1	0-0
Fewer/Same points in the paint:	0-0	0-0
More bench points than opp.:	6-0	0-0
Fewer or same bench pts.:	6-1	0-0
More 2nd-chance points:	9-0	0-0
Fewer or same 2nd chance pts.:	3-1	0-0
More or same points off TOs:	9-0	0-0
Fewer points off TOs:	3-1	0-0
On Tuesday:	2-0	0-0
On Wednesday:	2-0	0-0
On Thursday:	2-0	0-0
On Friday:	1-0	0-0
On Saturday:	4-1	0-0
On Sunday:	1-0	0-0

MILLER A LOWES SENIOR AWARD CANDIDATE

Darius Miller has been selected as one of 30 candidates for the 2011-12 Lowe's Senior CLASS Award.

Miller was named the 2011 SEC Tournament MVP and is the lone four-year senior on the squad this year. Averaging 10.9 points and 4.6 rebounds per game last season, Miller is on pace to become the 58th player in school history to reach the 1,000 point milestone.

To be eligible for the award, a student-athlete must be classified as an NCAA Division I senior and have notable achievements in four areas of excellence – community, classroom, character and competition.

An acronym for Celebrating Loyalty and Achievement for Staying in School®, the Lowe's Senior CLASS Award focuses on the total student-athlete and encourages students to use their platform in athletics to make a positive impact as leaders in their communities.

Lowe's will announce the men's Senior CLASS Award® winner during the 2012 NCAA Men's Final Four.

The 30 candidates will be narrowed to 10 finalists midway through the regular season, and those 10 names will be placed on the official ballot. Ballots will be distributed through a nationwide voting system to media, Division I men's coaches and fans who will select one finalist who best exemplifies excellence in the four Cs of community, classroom, character and competition.

MILLER APPROACHING 1,000 POINT CLUB

Senior Darius Miller is on pace to become the 58th member of the 1,000-point club.

Miller is currently averaging 10.5 ppg this season with 18 regular season games and at least two postseason games left, Miller has 988 points and is on pace to finish with 1,198 points.

UK 1,000-POINT CLUB

Player	Points
1. Dan Issel (1968-70)	2,138
2. Kenny Walker (1983-86)	2,080
3. Jack Givens (1975-78)	2,038
4. Keith Bogans (2000-03)	1,923
5. Tony Delk (1993-96)	1,890
<hr/>	
50. Dirk Minniefield (1980-83)	1,069
51. Jamaal Magloire (1997-00)	1,064
52. Erik Daniels (2001-04)	1,053
53. Jim Line (1947-50)	1,041
54. Bob Burrow (1955-56)	1,023
55. Ron Mercer (1996-97)	1,013
56. Jimmy Dan Conner (1973-75)	1,009
57. Bobby Watson (1950-52)	1,001
60. Darius Miller (2008-pres.)	988

MILLER APPROACHING 1,000-500 CLUB

Miller is also approaching the 1,000 point-500 rebound club. Along with his 988 points, he has 424 rebounds.

Dating back to the 1951-52 season when rebounds were kept, UK has had 33 players in program history reach the 1,000-500 club.

ELITE COMPANY

Darius Miller's stats exemplify his all-around approach to the game. That approach is nearing elite company as Miller closes in on joining just two other Kentucky players in an achievement of recording more than 1,000 points, 500 rebounds, 250 assists, 100 blocks and 100 steals during their careers:

Tayshaun Prince: 1,775 points; 759 rebounds; 255 assists; 142 blocks; 111 steals

Chuck Hayes 1,211 points; 910 rebounds; 290 assists; 128 blocks; 169 steals

Darius Miller: 988 points; 424 rebounds; 230 assists; 91 blocks; 94 steals

COACH CALIPARI

CALIPARI AMONG UK COACHING LEGENDS

John Calipari has gotten off to one of the best starts of any UK head coach from 1931 to present day.

Calipari is 76-13 in Lexington, ahead of Tubby Smith's 72-17 start in the 1998, '99 and 2000 seasons.

By comparison, coaching legend Adolph Rupp was also 79-10 through his first 89 contests.

30-WIN CAL

In 2010, John Calipari recorded his fifth consecutive 30-win season and his seventh overall.

A fifth straight 30-win season is unprecedented in the coaching circle and seven 30-win seasons places Calipari fourth among all-time coaches.

He was one win shy of his eighth 30-win season last year.

CAL IS CONFERENCE TOURNEY TESTED

Calipari knows what it takes to win a tournament, evidenced by his six-straight conference tournament titles.

Calipari has posted an all-time 40-9 mark in A-10, C-USA and SEC tournaments, winning 11 conference tournaments along the way.

He's won 18-straight conference tournament games and 21 of his last 22 games.

CAL UNRIVALED IN THE CONFERENCE

UK head coach John Calipari is unrivaled in the league when it comes to conference accolades. During his career, Calipari has won 11 league championships, including the 2010 SEC Championship, seven more than the next closest coach (Georgia Mark Fox has four WAC championships).

Coach Cal also has 10 conference tournament titles, seven more than his closest competitor.

CONFERENCE CHAMPIONSHIP CAL

Calipari has won five conference championships in the last six years, dating back to his Conference USA days. He has also won six regular season conference championships in the last eight years.

KENTUCKY IN SEC STATS

(through Dec. 29)
TEAM

CATEGORY	[NATIONAL] RANK (STAT)
Scoring.....	[13th] 2nd (82.5)
Scoring Defense.....	[38th] 2nd (59.1)
Scoring Margin	[3rd] 1st (+23.5)
Free Throw %	3rd (.705)
Field Goal %	[16th] 1st (.498)
Field Goal % Def.....	[1st] 1st (.352)
3-Pt. Field Goal %	[80th] 4th (.376)
3-Pt. FG % Def.....	5th (.314)
Rebounding Offense	1st (40.9)
Rebounding Defense	6th (34.0)
Rebounding Margin	[37th] 1st (+6.9)
Blocked Shots	[1st] 1st (9.4)
Assists	[65th] 4th (14.7)
Steals	[67th] 8th (7.2)
Turnover Margin	[87th] 4th (+2.0)
Assist/TO Ratio	[54th] 3rd (1.2)
Offensive Rebounds	5th (13.3)
Defensive Rebounds	1st (28.1)
Defensive Rebound Pct	8th (.679)
Offensive Rebound Pct	1st (.388)
3-Point FG Made.....	8th (6.1)

INDIVIDUAL

PLAYER	[NATIONAL] RANK (STAT)
Scoring	
Doron Lamb	7th (15.8)
Michael Kidd-Gilchrist	15th (13.5)
Terrence Jones	19th (12.1)
Anthony Davis	[24th] 11th (11.6)
Marquis Teague	29th (11.2)

Rebounding

Anthony Davis	[24th] 2nd (10.2)
Michael Kidd-Gilchrist	11th (6.8)
Terrence Jones	15th (6.2)

Field Goal %

Doron Lamb	6th (.489)
------------------	------------

Assists

Marquis Teague	(90th) 3rd (4.5)
Darius Miller	14th (2.6)

Free Throw %

Doron Lamb	[43rd] 3rd (.836)
Michael Kidd-Gilchrist	10th (.774)

Steals

Anthony Davis	t11th (1.5)
Marquis Teague	t15th (1.4)

3-point %

Doron Lamb	1st (.491)
------------------	------------

3-point FG/Game

Doron Lamb	8th (2.1)
------------------	-----------

Blocked Shots

Anthony Davis	[2nd] 1st (4.5)
Terrence Jones	[48th] 6th (2.1)

Assists/Turnover Ratio

Marquis Teague	9th (1.4)
----------------------	-----------

Double-Doubles

Anthony Davis	2nd (6)
---------------------	---------

Offensive Rebounds

Anthony Davis	t4th (3.0)
Michael Kidd-Gilchrist	t14th (2.4)

Defensive Rebounds

Anthony Davis	1st (7.2)
Terrence Jones	t9th (4.5)
Michael Kidd-Gilchrist	13th (4.3)

Minutes

Doron Lamb	10th (31.0)
------------------	-------------

CALIPARI ON A ROLL IN CONFERENCE PLAY

Calipari has recorded a 72-8 record in conference play over the last five seasons.

He posted three-straight 16-0 records in Conference USA at Memphis and went 14-2 in his inaugural season in the SEC.

CAL'S SUCCESS

Since the 2005-06 season, John Calipari's on-court record ranks him as the winningest coach over the last six-plus seasons.

1. John Calipari	211-26
2. Bill Self	197-32
3. Mike Krzyzewski	189-38
4. Roy Williams	183-47
5. Thad Matta	182-45

(Through Dec. 29)

CAL IS COMFORTABLE AT HOME

Since the 2000 season, John Calipari-coached teams have posted a 196-19 (.912) record at home. Two years ago, UK tallied an 18-0 mark at home, and the Cats are 15-0 in Rupp last season. Kentucky is 9-0 this season.

His 42-game winning streak at Rupp is the longest streak since the arena opened in 1976.

Coach	Streak (Yrs)
1. John Calipari	42 (2010-12)
2. Rick Pitino	33 (1992-94)
3. Joe B. Hall	30 (1981-82)
4. Rick Pitino	27 (1995-97)
5. Joe B. Hall	26 (1977-78)

CAL JUST AS COMFORTABLE ON THE ROAD

Calipari has recorded a 50-14 (.781) record on the road dating back to 2005-06 season. The Wildcats struggled away from home in the 2011 season, going 4-7 in true road games.

The young Wildcats are 0-1 on the road this season.

SEC DOMINATION

Since the SEC's inception in 1932-33, the Wildcats have been the most dominant team in the league, recording an 888-246 mark (.783). Only one other team has won more than 690 regular season SEC games (Alabama) and no other team has a better winning percentage. UK has averaged 11.4 wins and only 3.2 losses per season in 78 years in the SEC.

• The Wildcats have won 44 SEC titles and 27 SEC Tournament Championships, more than the other 11 teams combined.

• Kentucky has won 11 of the last 19 SEC Tournament titles.

NATIONAL EXPOSURE

Kentucky has 20 games on CBS or the ESPN Family of Networks this year. The Wildcats first appeared on national television this year against Kansas on ESPN in the State Farm Champions Classic.

UK has a total of 15 games televised on ESPN/ESPN2/ESPNU and five games on CBS.

UK VS. THE COUNTRY

Kentucky has played 208 of the current 347 D1 programs.

THREE MANIA

UK has the nation's third-longest active streak of consecutive games with a made three-pointer. UK has hit a three-pointer in 800 consecutive games, which trails only UNLV and Vanderbilt.

The Wildcats' last game without a 3-pointer came 19 seasons ago against Seton Hall on Nov. 26, 1988, a "three-point" loss in the Great Alaska Shootout.

UNLV and Vanderbilt have hit a 3-pointer in every game since the 3-point rule was adopted to start the 1986-87 season. Through Dec. 22, the Rebels' streak is 821 games, while Vanderbilt's streak is 808 games.

CATS ROCK AT RUPP ARENA

• UK has won 127 of its last 150 home games. Kentucky is on a 42-game winning streak in the venerable arena. The Cats were 18-0 at home in Calipari's inaugural season and were 15-0 last season and UK is 9-0 at home this season. The Wildcats are 468-60 (.886) all-time in Rupp Arena.

• UK has won 23 national attendance titles in the building, including 15 of the last 16.

• The Rupp Arena attendance record of 24,479 was set in 2010 against Louisville on Jan. 2.

• The Wildcats have posted a remarkable 255-38 (.870) record in regular season SEC games there.

CATS ALL-TIME ATTENDANCE MARKS AT RUPP

No.	Att.	Date	Opponent	Result
1.	24,479	1/2/10	Louisville	W, 71-62
2.	24,468	12/5/09	North Carolina	W, 68-66
3.	24,465	2/10/07	Florida	L, 61-64
4.	24,459	2/4/03	Florida	W, 70-55
5.	24,432	12/17/05	Louisville	W, 73-61
6.	24,411	2/28/09	LSU	L, 70-73
7.	24,402	2/13/10	Tennessee	W, 73-62
8.	24,398	12/3/11	North Carolina	W, 73-72
9.	24,394	2/21/09	Tennessee	W, 77-58
10.	24,386	1/5/08	Louisville	L, 75-89

CATS 2012 ATTENDANCE MARKS AT RUPP

No.	Att.	Date	Opponent	Result
1.	24,398	12/3/11	North Carolina	W, 73-72
2.	24,230	12/28/11	Lamar	W, 86-64
3.	24,179	11/26/11	Portland	W, 87-63
4.	24,119	12/1/11	St. John's	W, 81-59
5.	23,211	12/17/11	Chattanooga	W, 87-62
6.	22,774	12/22/11	Loyola	W, 87-63
7.	22,079	11/11/11	Marist	W, 108-58
8.	21,984	12/20/11	Samford	W, 82-50
9.	21,302	11/23/11	Radford	W, 88-40

UK BASKETBALL ON TWITTER

@UKCoachCalipari - John Calipari
@CoachCalDotCom - CoachCal.com
@UKAthleticsNews - UKAthletics.com
@UKMediaNews - UK Media ONLY

WILDCAT HONORS

ANTHONY DAVIS

ESPN The Magazine NEXT Finalist
ESPN The Magazine NEXT Basketball Finalist
SEC Freshman of the Week (11/14)
Second Team Preseason All-America (ESPN.com)
Naismith Preseason Watch List
Preseason Second Team All-SEC (Media)
Wayman Tisdale Award Preseason Watch List
Blue Ribbon Fourth Team Preseason All-America

TERRENCE JONES

SEC Player of the Week (12/5)
First Team Preseason All-SEC (Coaches)
First Team Preseason All-America (ESPN.com)
Naismith Preseason Watch List
First Team Preseason All-America (Assoc. Press)
Preseason First Team All-SEC (Media)
Preseason SEC Player of the Year (Media)
Wooden Award Preseason Top 50
Blue Ribbon First Team Preseason All-America
Dick Vitale First Team All-Solid Gold Team

MICHAEL KIDD-GILCHRIST

Hall of Fame Tip-Off All-Tournament Team
Naismith Preseason Watch List
Wayman Tisdale Award Preseason Watch List

DARIUS MILLER

Second Team Preseason All-SEC (Coaches)
Second Team Preseason All-SEC (Media)
Lowe's Senior CLASS Award Candidate
Second Team Preseason All-SEC (Coaches)

DORON LAMB

Hall of Fame Tip-Off All-Tournament Team
Second Team Preseason All-SEC (Coaches)
Preseason Second Team All-SEC (Media)
Dick Vitale Fifth Team All-Solid Gold Team

MARQUIS TEAGUE

Cousy Watch List
Naismith Preseason Watch List
Wayman Tisdale Award Preseason Watch List

SEASON NOTES

WILDCATS ADD THREE FOR 2012

At the completion of the early signing period, UK men's basketball has received National Letters of Intent from Willie Cauley, Archie Goodwin and Alex Poythress, three of the top players in the Class of 2012, head coach John Calipari announced.

Willie Cauley is Calipari's first 7-foot signee at UK. The Olathe, Kan., native is a senior at Northwest High School where he averaged 15.8 points and 8.5 rebounds last season. Cauley is ranked the 10th best center in the country by Scout.com and ESPN Recruiting and the sixth best by Rivals.com. He ranks 20th overall by Scout, while ESPN Recruiting has him at 32nd and Rivals ranks him 39th. He also stars on the football field, catching 57 passes for 1,140 yards and 14 touchdowns through nine games in 2011 as a wide receiver.

Archie Goodwin a 6-foot-4 guard from Little Rock, Ark., is in his senior year at Sylvan Hills High School where he averaged 28.3 points, 7.0 rebounds and 2.5 assists as a junior. Goodwin, the Gatorade Player of the Year in Arkansas, is currently ranked as the second best shooting guard in the country and 12th overall by Rivals.com. Scout.com ranks him the third best shooting guard and 13th overall, while ESPN Recruiting has Goodwin as the fourth best shooting guard and also 13th overall.

Alex Poythress, a 6-7 forward from Clarksville, Tenn. is a senior at Northeast High School where he has played all five positions at different times. As a junior, Poythress averaged 22.3 points, 8.4 rebounds, 3.1 blocks, 1.4 steals and 1.2 assists en route to being named a finalist for Mr. Basketball honors in Tennessee. Scout.com ranks Poythress 16th overall in the class of 2012 and the No. 3 small forward. ESPN Recruiting has him 17th overall and No. 4 at his position, while Rivals.com ranks him 19th overall and No. 8 at his position.

The early signing period ended Wednesday, November 16.

HISTORICAL STRETCH

Kentucky just completed a three-game stretch that saw UK play three of the most storied programs in college basketball history.

The Wildcats started with St. John's who entered the season ranked seventh in all-time wins. UK followed that with a match-up against North Carolina, the third winningest team in the country and concluded with Indiana. The Hoosiers entered the 2012 season with the 12th most wins in history and have the third most national championships in history.

Additionally, UK has already played Kansas who ranks second in the country in all-time wins and still has Louisville on the schedule who entered the season 10th in all-time winning percentage.

ONE-POINT GAMES

Kentucky played in back-to-back one-point games for the first time since the 1978-79 season with games against North Carolina and Indiana.

The Wildcats have never been involved in three-straight one-point games.

JONES NAMED SEC POW

Terrence Jones tallied 20.0 points, 8.0 rebounds, 3.5 blocks and 3.0 steals leading the Wildcats to wins over St. John's and fifth-ranked UNC. He scored a season-high 26 points while tying his season highs with nine rebounds and four blocked shots against St. John's. He tied or set career marks with four steals, 11 free-throws made and 16 free throws attempted. Jones scored 14 first-half points in a win over North Carolina and finished the game with three blocks.

CHAMPIONS

Kentucky captured its second in-season tournament championship in three years, defeating Penn State (85-47) and Old Dominion (62-52) en route to the 2011 Basketball Hall of Fame Tip-Off Tournament title.

Doron Lamb led UK offensively in two games, averaging 17.0 points in the tournament. The Kentucky defense flexed its defensive muscle holding opponents to just 29.3 pct. from the field while posting a rebounding margin of +16 and blocking 17 shots.

IN-SEASON TOURNAMENT SUCCESS

Since Calipari came to Kentucky in 2009, the Wildcats have had great success in their "in-season tournaments." In 2009, the Wildcats claimed the Cancun Classic Championship and last season, UK advanced to the finals of the Maui Invitational, before falling to UConn. This season the Cats were crowned champions of the 2011 Basketball Hall of Fame Tip-Off Tournament.

CATS IN THE RANKINGS

UK started this season ranked second in both the Associated Press and USA Today/Coaches' pre-season top-25 polls.

It marks the second consecutive season, the Wildcats were selected in the top 10 of the USA Today/Coaches' pre-season top 25 and the second time in three years the Cats rank in the top five of the AP's pre-season poll.

DAVIS NAMED SEC FRESHMAN OF THE WEEK

UK freshman Anthony Davis was named the SEC Freshman of the Week following the open week of action.

Davis tallied a double-double in his first career outing. He scored 23 points on 10-of-13 shooting from the field, of which eight of those field goals were dunks. Davis also added five blocks and three assists to his stat line. He became the second UK freshman (Terrence Jones) in as many years to post a double-double in his first career outing.

The award is Davis' first this season, and the first for UK as well. Last year, Kentucky received 13 weekly awards, tying the SEC record for weekly awards in a season which was set by Kentucky in 2009-10.

JONES NAMED AP PRESEASON ALL-AMERICAN

Sophomore Terrence Jones was selected to the Associated Press Preseason All-America team.

Jones received 33 votes. He averaged 15.7 points and 8.8 rebounds last season helping guide the Wildcats to the Final Four.

Freshman Anthony also received a vote to the All-America team.

JONES, DAVIS NAMED ESPN PRESEASON ALL-AMERICAN

UK men's basketball sophomore Terrence Jones and freshman Anthony Davis were selected to the ESPN Preseason All-America team on Tuesday.

Additionally, ESPN.com writer Jason King selected Jones as his National Player of the Year. Jones averaged 22.0 points and 8.0 rebounds in Kentucky's two exhibition games.

JONES NAMED SEC PRESEASON POY

UK sophomore Terrence Jones was the choice of the media for SEC Men's Basketball Player of the Year with 12 votes.

Freshman Anthony Davis received one vote in the Player of the Year voting.

Jones is the second Wildcat named as the media's preseason Player of the Year in the John Calipari Era. Patrick Patterson received the honor prior to the 2009-10 season.

The Wildcats placed four players on the pre-season All-SEC teams including Jones and Davis on the first team and Doron Lamb and Darius Miller on the second team.

UK ON COACHES PRESEASON ALL-SEC TEAM

Kentucky had three players selected to the SEC Coaches Preseason All-SEC teams.

Terrence Jones was named a first-team member, while Doron Lamb and Darius Miller were both second-team selections.

Kentucky was one of four schools (Alabama, Florida, and Vanderbilt) to have three players selected. Thirty-two different players around the league received votes.

WILDCATS NAMED TO NAISMITH PRESEASON WATCH LIST

The UK men's basketball team had four players named to the 2011-12 Naismith preseason watch list, the Atlanta Tipoff Club announced on Monday.

Sophomore Terrence Jones and freshmen Anthony Davis, Michael Kidd-Gilchrist and Marquis Teague were all named among 50 candidates from 34 different schools.

Kentucky was one of two schools (North Carolina) to have four players on the list, while the SEC boasted 10 players, the most of any conference, from four different schools.

EXHIBITION SUCCESS

Kentucky posted a 2-0 record in its two exhibition games, earning wins over Transylvania (97-53) and Morehouse (125-40).

UK averaged 111.0 ppg, shooting 65.9 pct. from the field and 43.9 pct. from 3-point range.

The Wildcat defense held the opposition to just 26.8 pct. shooting and forced 44 turnovers while blocking 18 shots.

Sophomore Terrence Jones led the Wildcats in scoring (22.0) and rebounds (8.0). Freshman Marquis Teague dished out 16 assists, while fellow freshman Anthony Davis blocked 12 shots.

MORE EXHIBITION SUCCESS

Kentucky has rolled up a 47-4 all-time mark in exhibition games to start the season or in season. The Wildcats have won 33 of their last 34 exhibition games and are currently on an 18-game winning streak in such games.

UK PREDICTED TO WIN SEC CHAMPIONSHIP

The Kentucky basketball team was picked by the media to win its 45th SEC championship this season.

The Wildcats won the regular season conference title in Calipari's first season, in 2009-10.

BIG BLUE MANIA

"SUPER FAN" IN 59TH SEASON

UK fan Bob Wiggins, 84, continued his amazing streak of following the basketball Cats. The 2011-12 season is his 59th watching Kentucky in person and through his own record-keeping, he has attended 1,519 UK games.

His home-court streak spans 49 years and 734 games. During that period, which dates back to 1960-61, UK has a home record of 649-85 (.884).

He's also been to eight Final Fours, the first of which was in 1958.

15 FORMER CATS ON NBA ROSTERS

Kentucky has 15 former players currently on NBA rosters. The players and teams are:

Former Wildcat	NBA Team
Eric Bledsoe	Los Angeles Clippers
DeMarcus Cousins	Sacramento Kings
Josh Harrellson	New York Knicks
Chuck Hayes	Sacramento Kings
Enes Kanter	Utah Jazz
Brandon Knight	Detroit Pistons
DeAndre Liggins	Orlando Magic
Jamaal Magloire	Toronto Raptors
Jodie Meeks	Philadelphia 76ers
Nazr Mohammed	Oklahoma City Thunder
Daniel Orton	Orlando Magic
Patrick Patterson	Houston Rockets
Tayshaun Prince	Detroit Pistons
Rajon Rondo	Boston Celtics
John Wall	Washington Wizards

In addition, former UK All-American Pat Riley is president of the Miami Heat. In 2006 as head coach, Riley led the Heat to its first NBA Title.

CAT FACTS

CATS IN CHINA

For the second consecutive offseason, the Wildcats had a pair of players play in the Far East.

Eloy Vargas traveled with Reach USA on a nine-game cultural exchange tour throughout China.

Vargas finished the tour with solid numbers, posting four double-doubles in eight games and scoring in double-figures six times. He averaged 10.6 points, 9.4 rebounds and 1.9 blocks on the Reach USA tour.

Later in the summer, Darius Miller traveled to China with the 2011 USA Men's World University Games team.

The Maysville native averaged 5.6 points and 3.6 rebounds in the seven-game tournament.

INTERNATIONAL CATS

In addition to Vargas' and Miller's trips to China, Coach Calipari and assistant coach Orland also enjoyed some international flair over the summer.

Calipari took over the reigns of the Dominican Republic national team whom he led to a third place finish in the 2011 FIBA Americas Championship which marked the highest finish in Dominican Republic history.



Kentucky Basketball Head Coach

John Calipari



Third-year Kentucky head coach John Calipari kept the momentum going in his second year at the helm of the Wildcats, guiding Kentucky to its 14th Final Four. In doing so, he became only the second coach to lead three different schools to a Final Four (UMass-1996; Memphis-2008; Kentucky-2011).

In a season that was labeled as a “rebuilding effort” where Calipari and the Cats were supposed to struggle after losing an unprecedented five first round picks in the 2010 NBA Draft, Kentucky instead reloaded as Calipari

guided UK to its 27th SEC Tournament championship, kept his unbeaten record at Rupp Arena (33-0, tied for the longest such streak in Rupp Arena history) alive and collected his 500th career on-court win.

Upon being named head coach on April 1, 2009, Calipari continued to work his magic of resurrecting once proud programs, taking an NIT team in 2009 to the 2010 NCAA Elite Eight. Along the way he led the Wildcats to a No. 1 ranking (UK's first since 2003), the program's 44th SEC Championship and 26th SEC Tournament title.

The honors continued after the season as Calipari became the first coach in UK history to receive the Adolph Rupp National Coach of the Year award. He then watched as five of his players were selected in the first round of the 2010 NBA Draft, the first time a school has ever produced five first round picks. Among those picks was the first Wildcat ever taken as the No. 1 overall pick, John Wall.

In his inaugural season as head coach of the Wildcats, Calipari posted his fifth-straight 30-win season, the only coach in NCAA Division I history to do so. In addition to the Rupp National Coach of the Year, Calipari was also named the Associated Press SEC Coach of the Year.

When he led Kentucky back to the No. 1 spot in the country, Calipari became one of only two coaches (Frank McGuire) in NCAA history to lead three teams to a No. 1 ranking. He led UMass to a No. 1 ranking in 1995 and 1996 and he led Memphis to the No. 1 spot in the 2008 season.

Much like he did at UMass, when his players graduated at nearly 80 percent, Calipari has stressed academics. Fifteen of his last 18 seniors that came through the Memphis program have earned their bachelor's degrees and the four seniors under Cal at Kentucky have all earned their degrees.

The Wildcats posted a 3.14 grade-point-average (GPA) in the 2011 spring semester, the highest semester GPA in recent years, and an overall 3.015 GPA for the 2010-11 season.

Since the 2005-06 season, Coach Cal ranks as the winningest coach over the last six years.

After bringing the University of Massachusetts basketball program to national prominence in the '90s and resurrecting the Memphis basketball program in the 2000s, Calipari became the 22nd coach in UK history, and is the seventh in the last 80 years.

Following his second season at UK, Calipari's overall on-court record soared to 509-152 for an impressive 77.0 winning percentage. His 509 wins are the second-most in NCAA Division I history in the first 19 years, Roy Williams being the other.

Calipari's 77.0 winning percentage is the third-highest among active NCAA Division I coaches with 10 years experience at college basketball's Division I level, trailing only Mark Few and Roy Williams. On the NCAA Division I list for winning percentage for all coaches (minimum 10 years), Calipari is in 10th place and ahead of Krzyzewski, Jim Boheim, Bob Huggins and Lute Olson.

With his five 30-win seasons, Calipari has seven for his career, which is

fourth most for a head coach in NCAA Division I history. For his career (19 years), Calipari has 17 20-win seasons and 11 25-win campaigns.

In 1996, Calipari moved from UMass to the NBA after leading the Minutemen to the Final Four. For his efforts, Calipari was named Naismith National Coach of the Year.

Calipari led the Tigers to the 2008 NCAA title game, and Memphis' 38 wins in 2007-08 made him the winningest coach for a single season in NCAA history. As a result, Calipari was

named Naismith National Coach of the Year for a second time in his career. He is only the second coach to receive the honor multiple times since the award's inception in 1987. Duke's Mike Krzyzewski is the other to do so.

Calipari, the 2009 *Sports Illustrated* National Coach of the Year, led the Tigers to nine-straight 20-win campaigns and nine-consecutive postseason appearances, the only Memphis coach to do that. He posted 252 wins — 28 wins per season — as the Tigers' head coach, making him the winningest coach in school history.

Calipari compiled a 193-71 record (.731) during his eight-year career at Massachusetts, including a 108-44 mark (.684) in Atlantic 10 play. In addition to five-straight NCAA Tournaments, UMass also made two appearances in the NIT, advancing to the NIT final four in 1991. The 1990-91 season was the first of six-straight seasons in which the Minutemen won at least 20 games.

Calipari's personal 20-win streak has reached the 17-season mark after 35 wins in his first year at UK and 29 in his second. All nine of his Memphis



clubs won 20-plus games, along with his last six teams at UMass. In his final season at UMass, Calipari was named the 1996 Naismith National Coach of the Year and *The Sporting News* National Coach of the Year. He was also named the Atlantic 10 Coach of the Year for the third time in four years, as well as *Basketball Times* East Region Coach of the Year.

During the Minutemen's 35-2 season in 1995-96, UMass posted wins over Kentucky, Maryland, Wake Forest, Georgia Tech, Syracuse, Virginia Tech and Louisville. UMass ended the regular season ranked No. 1 in the nation in the final regular season poll after being the top-ranked team for nine weeks earlier in the year. The Minutemen also won their first 26 games of the season, setting a school record for most consecutive wins.

In addition to his National Coach of the Year honors in 1996, Calipari was a Naismith Coach of the Year finalist in 1994 and 1995. He was the USBWA District I Coach of the Year in 1993.

At 29, when he was named head coach, Calipari began to build a program from the ground up, going 10-18 his first season before posting a 17-14 record his second year (receiving a bid to the NIT).

The Minutemen won their first A-10 championship in 1992 with a 30-5 record, including a 13-3 mark in league play. With a 77-71 overtime win over Syracuse in an East Regional second-round game, UMass made its first NCAA Sweet 16 appearance.

Calipari left UMass in June of 1996 to become Executive Vice President of Basketball Operations and Head Coach of the New Jersey Nets. He led the Nets to a second-place finish in the NBA's Atlantic Division and the playoffs in 1998, ending a five-year postseason drought for the franchise. The Nets' 17-game turnaround from the previous year was the best that season in the NBA.

He became a member of the Philadelphia 76ers coaching staff in 1999, rejoining Philadelphia coach Larry Brown, for whom Calipari was an assistant at Kansas.

Calipari began his coaching career at Kansas as a volunteer assistant under Ted Owens. In 1983, he was hired as the recruiting coordinator at the University of Vermont, but was swayed back to the nation's heartland when Brown was hired as head coach at KU. He spent three seasons at Kansas (1982-85) before another three-year stint as an assistant coach to Paul Evans at Pittsburgh (1985-88).

The 52-year-old lettered two years at North Carolina-Wilmington before transferring to Clarion State. He played point guard at Clarion during the 1981 and 1982 seasons, leading the team in assists and free throw percentage. The Eagles were ranked in the Division II Top 20 both years and participated in the 1981 NCAA Division II Tournament.

Calipari and his wife, Ellen, have two daughters, Erin and Megan and a son, Bradley. Erin graduated from UMass and is now in grad school at Wake Forest, while Megan is pursuing her undergraduate degree at UMass. Brad is a freshman at Lexington Christian Academy.

Biographical Information

Date of Birth: Feb. 10, 1959

Wife - Ellen

Children - Erin Sue, Megan Rae, Bradley Vincent

Education

Clarion State (1982)

Head Coaching Experience

University of Massachusetts (1989 - 96)

New Jersey Nets (NBA) (1997 - 99)

University of Memphis (2001 - 09)

University of Kentucky (2010 - pres.)

Coaching Awards

- 2010 Adolph Rupp National Coach of the Year
- 2010 Naismith National Coach of the Year Finalist
- 2010 SEC Coach of the Year (AP)
- 2010 *Sporting News* SEC Coach of the Year
- 2010 Yahoo! Sports SEC Coach of the Year
- 2010 USBWA District IV Coach of the Year
- 2009 *Sports Illustrated* National Coach of the Year
- 2009 Iba National Coach of the Year Finalist
- 2009 C-USA Coach of the Year
- 2008 Naismith National Coach of the Year
- 2008 C-USA Coach of the Year
- 2008 Phelan and Iba National Coach of the Year Finalist
- 2007 Phelan National Coach of the Year Finalist
- 2007 USBWA District 4 Coach of the Year
- 2007 *Basketball Times* South Region Coach of the Year
- 2006 C-USA Coach of the Year
- 2004 NABC District 7 Coach of the Year
- 1996 Naismith National Coach of the Year
- 1996 *The Sporting News* National Coach of the Year
- 1996 Atlantic 10 Coach of the Year
- 1995 Naismith National Coach of the Year Finalist
- 1994 Naismith National Coach of the Year Finalist
- 1994 Atlantic 10 Coach of the Year
- 1993 USBWA District I Coach of the Year
- 1993 Atlantic 10 Coach of the Year
- 1992 Eastern Basketball Coach of the Year





Kentucky Basketball Head Coach

John Calipari

Miscellaneous On-Court Records

Overall Record: 521-153 (.773)
 March/April Record: 111-30 (.787)
 NCAA Record: 32-13 (.711)
 Record in Conference Games: 232-74 (.758)
 Record in Conference Tournament: 40-9 (.816)

NCAA Division-I Active Winningest Coaches

(On-Court By Percentage - Min. 10 yrs. at Division I level)

No.	Coach/Team	Yrs.	Pct.
1.	Roy Williams/UNC	23	.799
2.	Mark Few/Gonzaga	12	.799
3.	John Calipari/Kentucky	19	.773
4.	Bo Ryan/Wisconsin	27	.766
5.	Mike Krzyzewski/Duke	36	.762

NCAA Division-I All-Time Winningest Coaches

(On-Court By Percentage - Min. 10 yrs. at Division I level)

No.	Coach	Yrs.	Pct.
1.	Clair Bee	21	.824
2.	Adolph Rupp	41	.822
3.	John Wooden	29	.804
4.	Roy Williams*	23	.799
5.	John Kresse	23	.797
6.	Mark Few*	12	.799
	Jerry Tarkanian	31	.793
8.	Francis Schmidt	17	.782
9.	Dean Smith	36	.776
10.	John Calipari*	19	.773

* only active coaches in top 10 on all-time list

Head Coaching Record

Season	Team	W-L	Pct.	Accomplishments
1988-89	UMass	10-18	.357	
1989-90	UMass	17-14	.548	NIT
1990-91	UMass	20-13	.606	NIT Final Four
1991-92	UMass	30-5	.857	A-10 Champ (R/T); NCAA Sweet 16
1992-93	UMass	24-7	.774	A-10 Champ (R/T); NCAA 2nd Rd.
1993-94	UMass	28-7	.800	A-10 Champ (R/T); NCAA 2nd Rd.
1994-95	UMass	29-5	.853	A-10 Champ (R/T); NCAA Elite 8
1995-96	UMass*	31-1	.969	A-10 Champ (R/T); NCAA Final Four
1996-97	NJ Nets	26-56	.317	
1997-98	NJ Nets	43-39	.524	NBA Playoffs
1998-99	NJ Nets	3-17	.150	
2000-01	Memphis	21-15	.583	NIT Final Four
2001-02	Memphis	27-9	.750	C-USA Div. Champ; NIT Champ
2002-03	Memphis	23-7	.767	C-USA Nat'l Div. Champ; NCAA
2003-04	Memphis	22-8	.733	C-USA Champ (R); NCAA 2nd Rd.
2004-05	Memphis	22-16	.579	NIT Final Four
2005-06	Memphis	33-4	.892	C-USA Champ (R/T); NCAA Reg. Finals
2006-07	Memphis	33-4	.892	C-USA Champ (R/T); NCAA Reg. Finals
2007-08	Memphis*	0-1	.000	C-USA Champ (R/T); NCAA Finals
2008-09	Memphis	33-4	.892	C-USA Champ (R/T); NCAA Sweet 16
2009-10	Kentucky	35-3	.921	SEC Champ (R/T); NCAA Reg. Finals
2010-11	Kentucky	29-10	.743	SEC Champ (T); NCAA Final Four
2011-12	Kentucky	12-1	.923	

NCAA Totals 479-151 .760

*-season includes games later vacated due to NCAA sanctions; actual on-court records were 35-2 in 1995-96 and 38-2 in 2007-08. NCAA Tournament appearances were also vacated in 1996 and 2008. Actual on-court won-lost record overall is 521-153 for a .773 winning percentage.

Cal in Conference

SEC Coaches	Conference Championships	Tournament Championships	Conference Coach of the Year
Anthony Grant, Alabama	3	2	1
Mike Anderson, Arkansas	1	0	1
Tony Barbee, Auburn	1	0	1
Billy Donovan, Florida	4	3	2
Mark Fox, Georgia	4	1	3
John Calipari, Kentucky	11	11	6
Trent Johnson, LSU	2	1	3
Andy Kennedy, Ole Miss	0	0	2
Rick Stansbury, Mississippi State	1	2	1
Cuonzo Martin, Tennessee	1	0	1
Darrin Horn, South Carolina	0	1	0
Kevin Stallings, Vanderbilt	2	2	3
TOTALS	32	23	24

CALIPARI VS. ALL OPPONENTS

Alabama.....	4-2	Kentucky	2-4	Siena	4-0
Arizona.....	1-1	Lamar.....	4-0	SMU.....	8-0
Arizona State	0-1	LaSalle.....	3-0	South Carolina	5-1
Arkansas	4-3	Long Beach State	1-0	South Connecticut	1-0
Arkansas-Little Rock	2-0	Louisiana-Lafayette	2-0	Southeastern Louisiana	1-0
Arkansas-Pine Bluff	1-0	Louisiana Tech	1-1	Southern Cal	3-0
Arkansas State	4-0	Louisville	8-5	Southern Miss	15-4
Auburn	2-0	LSU	1-0	Southwest Texas State.....	1-0
Austin Peay	6-1	Loyola	1-0	St. Bonaventure	17-1
Belmont	1-0	Lowell.....	2-1	St. John's	1-0
Boston University.....	5-1	Manhattan	2-0	St. Joseph's	15-5
Boston College.....	2-0	Marist.....	2-0	St. Mary's	1-0
Bradley.....	1-0	Marshall	5-0	St. Peter's	1-0
Bucknell	1-0	Marquette.....	3-1	Stanford	3-2
Buffalo	1-0	Maryland	4-3	Syracuse	3-2
BYU	1-0	Massachusetts.....	1-0	TCU	5-1
Cal State Northridge	1-0	Memphis	1-0	Temple	13-11
Central Connecticut State	2-0	Miami (Fla.)	0-1	Tennessee	7-4
Charlotte	2-3	Miami (Ohio)	2-0	Tennessee Martin	4-0
Chattanooga	2-0	Michigan State	1-0	Tennessee Tech	1-0
Christian Brothers	2-0	Middle Tennessee	3-0	Texas	1-2
Cincinnati.....	5-7	Mississippi	5-4	Texas A&M.....	1-0
Cleveland State	2-0	Mississippi State	3-0	Texas Arlington	1-0
Coastal Carolina	1-0	Mississippi Valley State	1-0	Towson State	1-0
Colorado	1-1	Missouri	1-2	Tulane	15-0
Colorado State.....	1-1	Morehead State	1-0	Tulsa	11-1
Connecticut	2-4	Murray State	1-0	UAB	14-3
Coppin State	1-0	Nevada	1-0	UCF	6-0
Cornell	1-0	New Hampshire	5-0	UCLA	2-1
Dartmouth	1-0	New Mexico	1-0	UNC Asheville	1-0
Dayton	1-0	New Orleans	1-0	UNC Greensboro	1-0
DePaul	4-2	North Carolina	4-1	UNC Wilmington	1-0
Detroit	1-0	North Carolina State	1-0	USF	9-1
Drexel.....	2-0	North Texas	1-0	Utah	1-1
Duke	0-1	Northeastern	2-1	UTEP	6-0
Duquesne.....	11-4	Northwestern State	2-0	Vanderbilt.....	4-1
East Carolina	7-0	Notre Dame	1-0	Vermont	2-0
East Tennessee State	3-0	Oakland	1-0	Villanova	2-0
Eastern Kentucky.....	1-0	Ohio State	1-1	Virginia.....	0-1
Fairfield	1-0	Oklahoma	4-1	Virginia Tech	2-0
Florida	5-1	Oklahoma State.....	0-2	Wake Forest	2-1
Florida State.....	1-1	Old Dominion	2-0	Washington	1-0
Florida Tech.....	0-1	Oral Roberts	1-0	Western Kentucky	1-0
Fordham.....	5-0	Oregon State	1-0	West Virginia	11-7
Furman	1-0	Pennsylvania	3-0	Winthrop	2-0
George Mason	1-0	Penn State	4-4	Wisconsin-Milwaukee.....	1-0
Georgetown	2-1	Pepperdine.....	1-0	Wofford	1-0
George Washington	8-9	Pittsburgh.....	2-1	Xavier.....	2-2
Georgia	3-1	Portland	2-0	Yale	1-0
Georgia Tech	1-1	Princeton	2-0		
Gonzaga	4-0	Providence.....	1-1		
Hartford	2-0	Purdue	2-1		
Harvard	1-0	Radford	1-0		
Holy Cross	4-1	Rhode Island	16-2		
Houston	17-3	Rice	4-0		
Howard	1-0	Richmond.....	1-0		
Illinois.....	1-1	Rider	1-0		
Indiana	2-1	Rutgers	11-4		
Iowa	0-1	Saint Louis.....	4-3		
Iowa State	1-0	Sam Houston State	1-0		
Jackson State	2-0	Samford	2-0		
Kansas.....	1-3	Santa Clara	1-0		
Kansas State	1-0	Savannah State	1-0		
Keene State	1-0	Seton Hall	1-0		

KENTUCKY BASKETBALL



**Twany
Beckham**

10

6-5 • 205 • Jr.
Louisville, Ky.
(Mississippi St.)

Season Update: Saw action for one minute in a win over Lamar ... Had a rebound in a win over Loyola ... Pulled down three rebounds and dished out an assist in seven minutes of a win over Samford ... Saw his first career action in the Blue and White in a win over Chattanooga ... Sat out the first semester due to NCAA transfer rules.

Career Highlights: Played in 14 games for Mississippi State in 2010-11 before transferring to Kentucky at the conclusion of the fall semester ... Started five of the 14 games he played ... Had a career-high nine points against Detroit ... Career-best seven assists versus Appalachian State ... Redshirted the 2009-10 season after having surgery on both hips to remove bone spurs ... Appeared in 33 games as a freshman at Mississippi State ... Logged a total of 33 minutes in the SEC Tournament and averaged 1.5 points, 2.0 rebounds and dished out three assists.

High School: Three-year starter for coach Chris Renner at Ballard High School in Louisville, Ky., where he helped pace the Bruins to a three-year composite mark of 86-16 (.843) and a pair of Sweet 16 state tournament appearances. ... Averaged 16.1 points, 8.1 rebounds, 4.2 assists and 2.3 steals per game to earn first-team all-state honors. ... Chosen the 7th Region Player of the Year in 2006-07. ... Capped his Ballard High School career by representing his home state in the Indiana Kentucky All-Star series. ... Recorded 11 double-doubles in 2006-07, including a triple-double with 12 points, 11 assists and 10 rebounds in only 18 minutes against Manual in the regional tournament.

SEASON/CAREER HIGHS

Points	
Season	-
Career	9, vs. Detroit (11/22/10)
Rebounds	
Season	3, vs. Samford (12/20/11)
Career	5, three times
Field Goals	
Season	-
Career	4, vs. Detroit (11/22/10)
Field Goal Attempts	
Season	-
Career	8, vs. Detroit (11/22/10)
Three-Point Field Goals	
Season	-
Career	1, vs. Washington St. (12/22/10)
Three-Point Attempts	
Season	-
Career	2, vs. Washington St. (12/22/10)
Free Throws	
Season	-
Career	4, twice
Free Throw Attempts	
Season	-
Career	6, at St. Bonaventure (11/25/08)
Assists	
Season	1, vs. Samford (12/20/11)
Career	7, vs. Appalachian St. (11/19/10)
Steals	
Season	-
Career	3, twice
Blocked Shots	
Season	-
Career	1, twice
Minutes Played	
Season	7, twice
Career	26, vs. Appalachian St. (11/19/10)

2011-12 Beckham Game-by-Game

Opponent	Min	FG-A	Pct	3PT-A	Pct	FT-A	Pct	O-D-T	PF	A	TO	BS	ST	Pts
MARIST							DNP							
vs. Kansas [N.Y.]							DNP							
vs. Penn State [Conn.]							DNP							
vs. ODU [Conn.]							DNP							
RADFORD							DNP							
PORTLAND							DNP							
ST. JOHN'S							DNP							
NORTH CAROLINA at Indiana							DNP							
CHATTANOOGA	3	0-0	.000	0-0	.000	0-0	.000	0-0-0	0	0	0	0	0	0
SAMFORD	7	0-0	.000	0-0	.000	0-0	.000	1-2-3	0	1	0	0	0	0
LOYOLA (MD.)	7	0-0	.000	0-0	.000	0-0	.000	0-1-1	0	0	0	0	0	0
LAMAR	1	0-0	.000	0-0	.000	0-0	.000	0-0-0	0	0	0	0	0	0
LOUISVILLE														
UALR [Louisville]														
SOUTH CAROLINA at Auburn														
at Tennessee														
ARKANSAS														
ALABAMA at Georgia														
at LSU														
TENNESSEE at South Carolina														
FLORIDA at Vanderbilt														
OLE MISS at Mississippi St.														
VANDERBILT														


MISCELLANEOUS 2011-12 CAR

Dunks	-	-
Double-Figure Scoring Games	-	-
Double-Figure Rebounding Games	-	-
Games With Double-Double	-	-
Games Led UK in Scoring	-	-
Games Led UK in Rebounding	-	-
Games Led UK in Assists	-	-
Games With 3+ Assists	-	10
Games With 3+ Blocks	-	-
Games With 3+ Steals	-	2
Games With 3+ Three-Pointers	-	-

Beckham's Career Stats

Year	GP-S	Min.-Avg.	FG-A	Pct.	3FG-A	Pct.	FT-A	Pct.	Reb.-Avg.	PF-D	A	TO	Blk	Stl	Pts.-Avg.
2008-09 (MSU)	33-0	277-8.4	19-52	.365	0-6	.000	16-32	.500	48-1.5	23-0	39	37	1	13	54-1.6
2010-11 (MSU)	14-5	220-15.7	18-52	.346	1-7	.143	3-6	.500	31-2.2	21-0	29	23	1	16	40-2.9
2011-12	4-0	18-4.5	0-0	.000	0-0	.000	0-0	.000	4-1.0	0-0	1	0	0	0	0-0.0
TOTAL	51-5	515-10.1	37-104	.356	1-13	.077	19-38	.500	83-1.7	68-0	69	60	2	29	94-1.8

KENTUCKY BASKETBALL



Anthony Davis

23

6-10 • 220 • Fr.
Chicago, Ill.
(Perspectives Charter)

Season Update: Had his sixth double-double of the season with 10 points and 13 rebounds while adding six blocks in a win over Lamar ... Tallied a double-double with 15 points and 11 rebounds in a win over Loyola ... Notched eight points, nine rebounds and five blocks while matching a career-high with three steals in a win over Samford ... Posted his fourth career double-double with 14 points, a career-high 18 rebounds and added five blocks in a win over Chattanooga ... Had a career-high three steals in a loss at Indiana ... Made the game-saving block with seven seconds remaining to go along with nine points and seven rebounds in a win over North Carolina ... Had a near triple-double effort with 15 points, 15 rebounds and a career-high eight blocks against St. John's ... Recorded his second career double-double with 13 points and 12 rebounds in a win over Portland ... Had a flawless night from the floor with a perfect field goal and free throw percentage while also blocking four shots in a win over Radford ... Charted his third consecutive game with three or more blocks with a trio in a win over Penn State ... Totaled 14 points, six rebounds and seven blocks in a win over No. 11 Kansas ... Tallied 11 points, nine rebounds and three blocks in a win over ODU ... Led the team with 23 points and 10 rebounds in the win over Marist to become just the third player in school history to begin collegiate career with a 20-10 game ... Also swatted five shots and chipped in three assists in his debut ... Named SEC Freshman of the Week (Nov. 14) ... Started both exhibition contests for UK ... Averaged 13.5 points and 7.5 rebounds in the two victories ... Also notched 12 total blocks.

High School: Averaged 32 points, 22 rebounds, and seven blocked shots as a senior at Perspectives Charter High School in Chicago ... One of four finalists for the Morgan Wootten National Player of the Year Award ... One of five finalists for the Naismith Award for the national high school player of the year ... Ranked first on ESPN's Top 100, first overall by Scout.com, and second by Rivals.com ... Received 2011 McDonald's All-America Honors.

SEASON/CAREER HIGHS

Points	
Season	23, vs. Marist (11/11/11)
Career	23, vs. Marist (11/11/11)
Rebounds	
Season	18, vs. Chattanooga (12/17/11)
Career	18, vs. Chattanooga (12/17/11)
Field Goals	
Season	10, vs. Marist (11/11/11)
Career	10, vs. Marist (11/11/11)
Field Goal Attempts	
Season	13, vs. Marist (11/11/11)
Career	13, vs. Marist (11/11/11)
Three-Point Field Goals	
Season	-
Career	-
Three-Point Attempts	
Season	2, vs. N. Carolina (12/3/11)
Career	2, vs. N. Carolina (12/3/11)
Free Throws	
Season	5, vs. Loyola (12/22/11)
Career	5, vs. Loyola (12/22/11)
Free Throw Attempts	
Season	8, vs. Portland (11/26/11)
Career	8, vs. Portland (11/26/11)
Assists	
Season	3, vs. Marist (11/11/11)
Career	3, vs. Marist (11/11/11)
Steals	
Season	3, twice
Career	3, twice
Blocked Shots	
Season	8, vs. St. John's (12/11/11)
Career	8, vs. St. John's (12/11/11)
Minutes Played	
Season	34, three times
Career	34, three times

2011-12 Davis Game-by-Game

Opponent	Min	FG-A	Pct	3PT-A	Pct	FT-A	Pct	O-D-T	PF	A	TO	BS	ST	Pts
MARIST	Start23	10-13	.769	0-0	.000	3-3	1.000	3-7-10	2	3	2	5	0	23
vs. Kansas [N.Y.]	Start33	6-8	.750	0-1	.000	2-6	.333	1-5-6	4	0	3	7	2	14
vs. Penn State [Conn.]	Start23	1-2	.500	0-0	.000	1-4	.250	2-4-6	1	2	0	3	0	3
vs. ODU [Conn.]	Start20	4-6	.667	0-0	.000	3-5	.600	4-5-9	5	1	3	3	2	11
RADFORD	Start25	4-4	1.000	0-0	.000	4-4	1.000	2-4-6	1	1	2	4	1	12
PORTLAND	Start30	5-9	.556	0-0	.000	3-8	.375	2-10-12	0	1	0	4	2	13
ST. JOHN'S	Start32	6-10	.600	0-0	.000	3-6	.500	7-8-15	3	0	1	8	2	15
NORTH CAROLINA	Start34	3-6	.500	0-2	.000	1-1	1.000	2-7-9	2	1	1	2	2	7
at Indiana	Start24	3-4	.750	0-0	.000	0-1	.000	2-7-9	4	1	1	1	3	6
CHATTANOOGA	Start30	7-11	.636	0-0	.000	0-0	.000	5-13-18	2	1	1	5	1	14
SAMFORD	Start29	3-7	.429	0-1	.000	2-2	1.000	4-5-9	2	0	0	5	3	8
LOYOLA (MD.)	Start34	5-9	.556	0-0	.000	5-6	.833	2-9-11	1	0	0	3	0	15
LAMAR	Start34	5-10	.500	0-0	.000	0-0	.000	3-10-13	2	2	0	6	0	10
LOUISVILLE														
UALR [Louisville]														
SOUTH CAROLINA														
at Auburn														
at Tennessee														
ARKANSAS														
ALABAMA														
at Georgia														
at LSU														
TENNESSEE														
at South Carolina														
FLORIDA														
at Vanderbilt														
OLE MISS														
at Mississippi St.														
VANDERBILT														

MISCELLANEOUS 2011-12 CAR

Dunks	39	39
Double-Figure Scoring Games	9	9
Double-Figure Rebounding Games	6	6
Games With Double-Double	6	6
Games Led UK in Scoring	1	1
Games Led UK in Rebounding	9	9
Games Led UK in Assists	-	-
Games With 3+ Assists	1	1
Games With 3+ Blocks	11	11
Games With 3+ Steals	2	2
Games With 3+ Three-Pointers	-	-

Davis' Career Stats

Year	GP-S	Min.-Avg.	FG-A	Pct.	3FG-A	Pct.	FT-A	Pct.	Reb.-Avg.	PF-D	A	TO	Blk	Stl	Pts.-Avg.
2011-12	13-13	371-28.5	62-99	.626	0-4	.000	27-46	.587	133-10.2	29-1	13	14	58	18	151-11.6
TOTAL	13-13	371-28.5	62-99	.626	0-4	.000	27-46	.587	133-10.2	29-1	13	14	58	18	151-11.6

KENTUCKY BASKETBALL



Ryan Harrow

12

6-2 • 175 • So.
Marietta, Ga.
(N.C. State)

Season Update: Must sit out the 2011-12 season due to NCAA guidelines for transfers.

Career Highlights: Started seven of the final eight games of the season at point guard, and 10 of the last 15 overall ... He came off the bench in the first 16 games of the season at NC State ... Tied for fourth on the team in scoring (9.3) and second with 3.3 assists per game ... Ranked seventh in the ACC in assist/turnover ratio (1.9) ... Would have led the ACC in free throw percentage, but he did not have enough made free throws (2.5 per game) ... Hit 87.0 percent (67-77) from the line ... Scored 12 points in the ACC Tournament against Maryland ... Earned his first career start at Florida State, scoring 17 points in 21 minutes ... Named the ACC Rookie of the Week on Dec. 15 after his performance against USC Upstate ... Came off the bench to score a career-best 20 points on 10-of-13 shooting ... Also dished out five assists to zero turnovers and added three steals ... Recorded his first career double-double when he had 11 points and 10 assists against East Carolina at the Charleston Classic.

High School: A third-team Parade All-America selection ... Played at Walton High School in Marietta, Ga. ... Coached by Joe Goydish ... Named the Georgia Gatorade Player of the Year as a senior ... Was the Georgia 5A Player of the Year ... Named Mr. Cobb County Basketball as well ... Finished with more than 2,000 career points in just three years at Walton ... Averaged a county-high 31.4 points as a senior ... Ranked the 25th-best overall prospect by Scout.com and the No. 8 point guard and a five-star prospect ... The No. 19 player nationally and No. 7 point guard according to Rivals.com ... Ranked No. 39 on the ESPN 100 list ... No. 19 nationally according to PrepStars.com.

SEASON/CAREER HIGHS

Points	
Season	-
Career	20, vs. USC Upstate (12/11/10)
Rebounds	
Season	-
Career	5, vs. Florida St. (3/6/11)
Field Goals	
Season	-
Career	10, vs. USC Upstate (12/11/10)
Field Goal Attempts	
Season	-
Career	13, twice
Three-Point Field Goals	
Season	-
Career	1, 12 times
Three-Point Attempts	
Season	-
Career	4, three times
Free Throws	
Season	-
Career	9, vs. Youngstown St. (12/16/10)
Free Throw Attempts	
Season	-
Career	10, vs. Youngstown St. (12/16/10)
Assists	
Season	-
Career	10, vs. E. Carolina (11/18/10)
Steals	
Season	-
Career	3, three times
Blocked Shots	
Season	-
Career	1, four times
Minutes Played	
Season	-
Career	34, twice

2011-12 Harrow Game-by-Game

Opponent	Min	FG-A	Pct	3PT-A	Pct	FT-A	Pct	O-D-T	PF	A	TO	BS	ST	Pts
MARIST						DNP								
vs. Kansas [N.Y.]						DNP								
vs. Penn State [Conn.]						DNP								
vs. ODU [Conn.]						DNP								
RADFORD						DNP								
PORTLAND						DNP								
ST. JOHN'S						DNP								
NORTH CAROLINA						DNP								
at Indiana						DNP								
CHATTANOOGA						DNP								
SAMFORD						DNP								
LOYOLA (MD.)						DNP								
LAMAR						DNP								
LOUISVILLE						DNP								
UALR [Louisville]						DNP								
SOUTH CAROLINA						DNP								
at Auburn						DNP								
at Tennessee						DNP								
ARKANSAS						DNP								
ALABAMA						DNP								
at Georgia						DNP								
at LSU						DNP								
TENNESSEE						DNP								
at South Carolina						DNP								
FLORIDA						DNP								
at Vanderbilt						DNP								
OLE MISS						DNP								
at Mississippi St.						DNP								
VANDERBILT						DNP								


MISCELLANEOUS 2011-12 CAR

Dunks	-	-
Double-Figure Scoring Games	-	13
Double-Figure Rebounding Games	-	-
Games With Double-Double	-	-
Games Led UK in Scoring	-	-
Games Led UK in Rebounding	-	-
Games Led UK in Assists	-	-
Games With 3+ Assists	-	17
Games With 3+ Blocks	-	-
Games With 3+ Steals	-	3
Games With 3+ Three-Pointers	-	-

Harrow's Career Stats

Year	GP-S	Min.-Avg.	FG-A	Pct.	3FG-A	Pct.	FT-A	Pct.	Reb.-Avg.	PF-D	A	TO	Blk	Stl	Pts.-Avg.
2010-11 (NCST)	29-10	666-23.0	96-246	.390	12-54	.222	67-77	.870	54-1.9	40-0	96	51	4	22	271-9.3
TOTAL	29-10	666-23.0	96-246	.390	12-54	.222	67-77	.870	54-1.9	40-0	96	51	4	22	271-9.3

KENTUCKY BASKETBALL



Jon Hood

4

6-7 • 202 • Jr.
Madisonville, Ky.
(North Hopkins)

Season Update: Suffered a torn ACL during summer workouts.

Career Highlights: Played in 33 of 38 games, averaging 0.8 points and 0.7 rebounds as a sophomore ... Grabbed a rebound and a steal vs. Ole Miss in the SEC Tournament ... Hit his only shot attempt at Florida, a jumper as time expired in the first half, which brought UK within two ... Had a career-day against LSU by playing a career-high 20 minutes, pulling down a career-high four rebounds, dishing out a career-high three assists, and scoring two points to go with one steal ... Played in 17 games, averaging 1.2 points in his freshman season ... Totaled two points and a season-high three rebounds in UK's Second Round win over Wake Forest in New Orleans ... Grabbed two rebounds and made 2-of-2 free throws vs. ETSU at the NCAA Tournament ... Made 2-of-2 free throws and grabbed one rebound vs. Tennessee at the SEC Tournament.

High School: Averaged 29.4 points, 12.9 rebounds, 3.3 assists and 3.1 blocked shots per game his senior season ... Posted 18 double-doubles in 22 games as a senior ... Named 2009 Kentucky Mr. Basketball ... 2009 Gatorade Kentucky Player of the Year ... Participated in the 2009 Wazoo Sports Derby Festival Basketball Classic, where he scored 13 points ... Ranked the 40th best recruit by Rivals.com.

SEASON/CAREER HIGHS

Points	
Season	7 vs. Coppin State (12/28/10)
Career	7 vs. Coppin State (12/28/10)
Rebounds	
Season	4 vs. LSU (1/15/11)
Career	4 vs. LSU (1/15/11)
Field Goals	
Season	2 vs. Coppin State (12/28/10)
Career	2, twice
Field Goal Attempts	
Season	7 vs. Coppin State (12/28/10)
Career	7 vs. Coppin State (12/28/10)
Three-Point Field Goals	
Season	1, three times
Career	1, seven times
Three-Point Attempts	
Season	4 vs. Coppin State (12/28/10)
Career	4 vs. Coppin State (12/28/10)
Free Throws	
Season	2, twice
Career	2, four times
Free Throw Attempts	
Season	4 vs. Portland (11/19/10)
Career	4 vs. Portland (11/19/10)
Assists	
Season	3 vs. LSU (1/15/11)
Career	3 vs. LSU (1/15/11)
Steals	
Season	1, twice
Career	1, three times
Blocked Shots	
Season	1, twice
Career	1, twice
Minutes Played	
Season	20 vs. LSU (1/15/11)
Career	20 vs. LSU (1/15/11)

2011-12 Hood Game-by-Game

Opponent	Min	FG-A	Pct	3PT-A	Pct	FT-A	Pct	O-D-T	PF	A	TO	BS	ST	Pts
MARIST						DNP								
vs. Kansas [N.Y.]						DNP								
vs. Penn State [Conn.]						DNP								
vs. ODU [Conn.]						DNP								
RADFORD						DNP								
PORTLAND						DNP								
ST. JOHN'S						DNP								
NORTH CAROLINA						DNP								
at Indiana						DNP								
CHATTANOOGA						DNP								
SAMFORD						DNP								
LOYOLA (MD.)						DNP								
LAMAR						DNP								
LOUISVILLE														
UALR [Louisville]														
SOUTH CAROLINA														
at Auburn														
at Tennessee														
ARKANSAS														
ALABAMA														
at Georgia														
at LSU														
TENNESSEE														
at South Carolina														
FLORIDA														
at Vanderbilt														
OLE MISS														
at Mississippi St.														
VANDERBILT														


MISCELLANEOUS 2010-11 CAR

Dunks	2	2
Double-Figure Scoring Games	0	0
Double-Figure Rebounding Games	0	0
Games With Double-Double	0	0
Games Led UK in Scoring	0	0
Games Led UK in Rebounding	0	0
Games Led UK in Assists	0	0
Games With 3+ Assists	1	1
Games With 3+ Blocks	0	0
Games With 3+ Steals	0	0
Games With 3+ Three-Pointers	0	0

Hood's Career Stats

Year	GP-S	Min.-Avg.	FG-A	Pct.	3FG-A	Pct.	FT-A	Pct.	Reb.-Avg.	PF-D	A	TO	Blk	Stl	Pts.-Avg.
2009-10	17-0	74-4.4	6-19	.316	4-11	.364	4-4	1.000	12-0.7	6-0	6	4	0	1	20-1.2
2010-11	33-0	158-4.8	9-37	.243	3-19	.158	5-9	.556	22-0.7	11-0	4	2	2	3	26-0.8
2011-12	0-0	0-0	0-0	.000	0-0	.000	0-0	.000	0-0	0-0	0	0	0	0	0-0
TOTAL	50-0	232-4.6	15-56	.268	7-30	.233	9-13	.692	34-0.7	17-0	10	6	2	4	46-0.9

KENTUCKY BASKETBALL



Terrence Jones

3

6-8 • 244 • Fr.
Portland, Ore.
(Jefferson)

Season Update: Tallied nine points and six rebounds in his return from injury in a win over Lamar ... Suffered a dislocated finger in a win over Chattanooga and missed the Samford and Loyola games due to the injury ... Posted 14 points, seven rebounds and three blocks in the win over UNC ... Poured in a season-high 26 points while adding nine rebounds, four blocks and a career-high tying four steals in a win over St. John's ... Paced the squad with 19 points in a victory over Portland ... Led UK with 17 points and added three blocks in a win over Radford ... Matched a career-high with four blocks in a win over ODU ... Had an all-around performance with 15 points and team-highs in rebounds (9) and assists (5) in a win over Penn State ... Tallied 15 points, seven rebounds and three blocks in a win over No. 11 Kansas ... Posted eight points and nine rebounds in season opener vs. Marist.

Career Highlights: Tabbed the SEC Freshman of the Year after averaging 15.7 points per game and 8.8 rebounds per game in 38 games while making 35 starts ... Had 11 pts., 15 rebs. and four steals in the Final Four vs. UConn ... Had eight pts. and eight rebs. vs. Ohio St. ... Recorded 12th double-double in NCAA Tournament game vs. West Va., with 12 pts. and 10 rebs. ... First UK freshman to begin career with a double-double since Jules Camara in 1998-99 ... Joined Sam Bowie as only freshman in UK history with 20-10 game in debut ... Broke teammate Doron Lamb's UK freshman scoring record with 35 pts. vs. Auburn.

High School: Averaged 30.0 points, 14.0 rebounds and 6.0 assists as a senior, leading Jefferson High School to its third consecutive state championship, a feat no other 5A or 6A Oregon school had ever accomplished ... One of only three players to twice be named The Oregonian newspaper's Class 5A Player of the Year (UCLA's Kevin Love and Oregon's Fred Jones) ... Ranked ninth on ESPN's Top 100, 13th overall by Rivals.com and eighth by Scout.com ... Received 2010 McDonald's All-America Honors.

SEASON/CAREER HIGHS

Points	
Season	26, vs. St. John's (12/11/11)
Career	35 vs. Auburn (1/11/11)
Rebounds	
Season	9, three times
Career	17, twice
Field Goals	
Season	7, vs. St. John's (12/11/11)
Career	12 vs. Oklahoma (11/22/10)
Field Goal Attempts	
Season	14, vs. N. Carolina (12/3/11)
Career	19 vs. East Tenn. St. (11/12/10)
Three-Point Field Goals	
Season	2, vs. Portland (11/26/11)
Career	4, twice
Three-Point Attempts	
Season	5, vs. N. Carolina (12/3/11)
Career	5, four times
Free Throws	
Season	11, vs. St. John's (12/11/11)
Career	11, twice
Free Throw Attempts	
Season	16, vs. St. John's (12/11/11)
Career	16, vs. St. John's (12/11/11)
Assists	
Season	5, vs. Penn State (11/19/11)
Career	5, three times
Steals	
Season	4, vs. St. John's (12/11/11)
Career	4, twice
Blocked Shots	
Season	4, twice
Career	4, seven times
Minutes Played	
Season	35, three times
Career	39 vs. Arkansas (2/23/11)

2011-12 Jones Game-by-Game

Opponent	Min	FG-A	Pct	3PT-A	Pct	FT-A	Pct	O-D-T	PF	A	TO	BS	ST	Pts
MARIST	25	3-7	.429	1-1	1.000	1-2	.500	2-7-9	1	2	0	1	0	8
vs. Kansas [N.Y.]	Start35	6-11	.545	1-2	.500	2-2	1.000	2-5-7	4	2	2	3	1	15
vs. Penn State [Conn.]	Start24	6-8	.750	1-2	.500	2-4	.500	1-8-9	2	5	1	0	1	15
vs. ODU [Conn.]	Start35	3-9	.333	0-0	.000	0-0	.000	0-7-7	2	0	2	4	1	6
RADFORD	Start28	6-13	.462	1-2	.500	4-6	.667	2-6-8	1	1	4	3	0	17
PORTLAND	Start31	6-11	.545	2-2	1.000	5-6	.833	2-2-4	3	3	0	2	2	19
ST. JOHN'S	Start32	7-12	.583	1-2	.500	11-16	.688	4-5-9	4	0	3	4	4	26
NORTH CAROLINA	Start35	5-14	.357	1-5	.200	3-3	1.000	4-3-7	2	1	1	3	2	14
at Indiana	Start28	2-3	.667	0-0	.000	0-2	.000	0-1-1	0	1	6	2	1	4
CHATTANOOGA	Start10	0-3	.000	0-1	.000	0-0	.000	0-1-1	1	1	2	0	0	0
SAMFORD							DNP							
LOYOLA (MD.)							DNP							
LAMAR	27	4-10	.400	0-0	.000	1-2	.500	4-2-6	2	2	3	1	0	9
LOUISVILLE														
UALR [Louisville]														
SOUTH CAROLINA														
at Auburn														
at Tennessee														
ARKANSAS														
ALABAMA														
at Georgia														
at LSU														
TENNESSEE														
at South Carolina														
FLORIDA														
at Vanderbilt														
OLE MISS														
at Mississippi St.														
VANDERBILT														

MISCELLANEOUS 2011-12 CAR

Dunks	11	47
Double-Figure Scoring Games	6	38
Double-Figure Rebounding Games	-	13
Games With Double-Double	-	13
Games Led UK in Scoring	3	14
Games Led UK in Rebounding	1	17
Games Led UK in Assists	1	4
Games With 3+ Assists	2	10
Games With 3+ Blocks	4	13
Games With 3+ Steals	1	6
Games With 3+ Three-Pointers	-	2

Jones' Career Stats

Year	GP-S	Min.-Avg.	FG-A	Pct.	3FG-A	Pct.	FT-A	Pct.	Reb.-Avg.	PF-D	A	TO	Blk	Stl	Pts.-Avg.
2010-11	38-35	1196-31.5	206-466	.442	26-79	.329	157-243	.646	336-8.8	91-1	60	75	72	43	595-15.7
2011-12	11-9	310-28.2	48-101	.475	8-17	.471	29-43	.674	68-6.2	22-0	18	24	23	12	133-12.1
TOTAL	49-44	1506-30.7	254-567	.448	34-96	.354	186-286	.650	404-8.2	113-1	78	99	95	55	728-14.9

KENTUCKY BASKETBALL



**Michael
Kidd-
Gilchrist**

14

6-7 • 232 • Fr.
Somerdale, N.J.
(St. Patrick)

Season Update: Scored in double-figures for the sixth straight game with a career-high matching 18 points to go along with six rebounds and a team-high four assists in a win over Lamar ... Notched 15 points, seven rebounds and four assists in a win over Loyola ... Totaled 10 or more points for the fourth straight game with 10 points coupled with a pair of blocks in a win over Samford ... Had 17 points, eight rebounds and a career-high six assists in a win over Chattanooga ... Tallied a career-high 18 points and added a squad-best nine rebounds in a loss at Indiana ... Notched his first career double-double with 17 points and a career-high 11 rebounds to lead UK to a win over North Carolina ... Posted his fifth double-figure scoring effort of the year with 11 points to go along with seven rebounds and a pair of steals in a win over Portland ... Poured in 15 points and added a team-high nine rebounds in a win over Radford ... Led the squad with team-highs in points (13) points and rebounds (9) in a win over ODU ... Had nine points and a pair of steals in a victory over Penn State ... Posted 12 points and team-highs in rebounds (9) and assists (4) in a win over Kansas ... Tallied 15 points and seven rebounds while netting a perfect 5-5 at the charity stripe in collegiate debut vs. Marist ... Started the Morehouse game for the Wildcats and scored the first five points of the win ... Averaged 15 points and six rebounds in UK's two exhibition games.

High School: Averaged 20.2 points and 11 rebounds for a St. Patrick High School team that had an undefeated record until losing in the New Jersey State championship ... One of four finalists for the Morgan Wooten National Player of the Year Award... One of five finalists for the Naismith Award for the national high school player of the year ... Parade fourth team All-American ... Ranked third by ESPN's Top 100, fifth overall by Scout.com, and third by Rivals.com ... Received 2011 McDonald's All-American Honors.

SEASON/CAREER HIGHS

Points	
Season	18, twice
Career	18, twice
Rebounds	
Season	11, vs. N. Carolina (12/3/11)
Career	11, vs. N. Carolina (12/3/11)
Field Goals	
Season	9, at Indiana (12/10/11)
Career	9, at Indiana (12/10/11)
Field Goal Attempts	
Season	13, vs. ODU (11/20/11)
Career	13, vs. ODU (11/20/11)
Three-Point Field Goals	
Season	2, vs. Chattanooga (12/17/11)
Career	2, vs. Chattanooga (12/17/11)
Three-Point Attempts	
Season	3, three times
Career	3, three times
Free Throws	
Season	8, twice
Career	8, twice
Free Throw Attempts	
Season	10, vs. Lamar (12/28/11)
Career	10, vs. Lamar (12/28/11)
Assists	
Season	6, vs. Chattanooga (12/17/11)
Career	6, vs. Chattanooga (12/17/11)
Steals	
Season	3, vs. Radford (11/23/11)
Career	3, vs. Radford (11/23/11)
Blocked Shots	
Season	3, vs. Kansas (11/15/11)
Career	3, vs. Kansas (11/15/11)
Minutes Played	
Season	38, at Indiana (12/10/11)
Career	38, at Indiana (12/10/11)

2011-12 Kidd-Gilchrist Game-by-Game

Opponent	Min	FG-A	Pct	3PT-A	Pct	FT-A	Pct	O-D-T	PF	A	TO	BS	ST	Pts
MARIST	Start28	5-9	.556	0-0	.000	5-5	1.000	1-6-7	1	1	2	2	2	15
vs. Kansas [N.Y.]	Start35	4-9	.444	1-3	.333	3-5	.600	1-8-9	3	4	5	3	1	12
vs. Penn State [Conn.]	Start19	4-5	.800	1-2	.500	0-0	.000	1-2-3	3	0	1	1	2	9
vs. ODU [Conn.]	Start34	6-13	.462	1-2	.500	0-2	.000	3-6-9	4	2	5	0	1	13
RADFORD	Start31	3-8	.375	1-3	.333	8-8	1.000	2-7-9	0	0	2	0	3	15
PORTLAND	Start33	4-5	.500	0-2	.000	3-6	.500	5-2-7	1	3	2	2	2	11
ST. JOHN'S	Start22	1-7	.143	1-1	1.000	2-2	1.000	0-2-2	4	1	3	0	1	5
NORTH CAROLINA	Start33	6-10	.600	0-1	.000	5-7	.714	4-7-11	2	1	1	1	1	17
at Indiana	Start38	9-12	.750	0-0	.000	0-0	.000	4-5-9	1	0	2	2	2	18
CHATTANOOGA	Start34	4-7	.571	2-3	.667	7-8	.875	4-4-8	3	6	3	1	1	17
SAMFORD	Start27	5-11	.455	0-2	.000	0-0	.000	2-0-2	3	2	1	2	0	10
LOYOLA (MD.)	Start27	4-6	.667	0-1	.000	7-9	.778	3-4-7	5	4	2	0	0	15
LAMAR	Start26	5-6	.833	0-0	.000	8-10	.800	1-5-6	2	4	1	1	1	18
LOUISVILLE														
UALR [Louisville]														
SOUTH CAROLINA														
at Auburn														
at Tennessee														
ARKANSAS														
ALABAMA														
at Georgia														
at LSU														
TENNESSEE														
at South Carolina														
FLORIDA														
at Vanderbilt														
OLE MISS														
at Mississippi St.														
VANDERBILT														


MISCELLANEOUS 2011-12 CAR

Dunks	15	15
Double-Figure Scoring Games	11	11
Double-Figure Rebounding Games	1	1
Games With Double-Double	1	1
Games Led UK in Scoring	3	3
Games Led UK in Rebounding	5	5
Games Led UK in Assists	3	3
Games With 3+ Assists	5	5
Games With 3+ Blocks	1	1
Games With 3+ Steals	1	1
Games With 3+ Three-Pointers	-	-

Kidd-Gilchrist's Career Stats

Year	GP-S	Min.-Avg.	FG-A	Pct.	3FG-A	Pct.	FT-A	Pct.	Reb.-Avg.	PF-D	A	TO	Blk	Stl	Pts.-Avg.
2011-12	13-13	387-29.8	60-111	.541	7-20	.350	48-62	.774	89-6.8	32-1	28	30	14	17	175-13.5
TOTAL	13-13	387-29.8	60-111	.541	7-20	.350	48-62	.774	89-6.8	32-1	28	30	14	17	175-13.5

KENTUCKY BASKETBALL



**Doron
Lamb**

20

6-4 • 210 • So.
Queens, N.Y.
(Oak Hill Academy)

Season Update: Posted 12 points and a pair of assists in a win over Lamar ... Matched a season-high with 26 points, including 4-of-6 from 3-point range, and a career-high six rebounds in a win over Samford ... Poured in a team-high 24 points while adding a career-high six rebounds in a win over Chattanooga ... Paced UK with 19 points in a loss at Indiana ... Had 14 points and added a pair of 3-pointers in the win over UNC ... Had 16 points and a trio of assists in a win over St. John's ... Dished out four assists and turned in a perfect 7-for-7 outing at the charity line in a win over Portland ... Totaled 10 points in a win over Radford ... Had his first 20-point outing of the season with a team-high 26 points which included a perfect 7-for-7 performance at the free throw line in a win over Penn State ... Led UK with 17 points in a victory over No. 11 Kansas ... Tallied 15 points while also adding career-highs in assists (8) and rebounds (5) in a win over Marist.

Career Highlights: Played in all 38 games, starting 14, averaging 12.3 points per game ... Connected on 3-of-5 3-point attempts vs. UConn in the Final Four ... Nailed his only two 3-point attempts vs. UNC ... Hit two 3-pointers vs. Ohio St. in NCAA Tournament ... Led UK for the second straight game with 15 points vs. Alabama in the SEC Tournament semifinals ... Led UK with 19 points vs. Ole Miss in the SEC Tourney quarterfinals ... Dished out a career-high seven assists against Auburn, his first collegiate start ... Scored 20 points in his collegiate debut, shooting 7-of-10 from the field against ETSU, including 3-of-5 shooting on 3-pointers, three assists and five rebounds ... Along with Terrence Jones, became the first freshman duo in UK history to score 20 points in a debut.

High School: Averaged 23 points, six rebounds, and four assists his senior season ... Played two years at renowned Oak Hill Academy in Mouth of Wilson, Va. ... Received McDonald's All-America and Jordan Brand Classic All-America honors ... Ranked as the fifth best shooting guard of 2010 by Scout.com, third best shooting guard and No. 21 overall prospect of 2010 by Rivals.com and No. 29 overall prospect by ESPNU.

SEASON/CAREER HIGHS

Points	
Season	26, twice
Career	32 vs. Winthrop (12/22/10)
Rebounds	
Season	6, twice
Career	6, twice
Field Goals	
Season	10, vs. Chattanooga (12/17/11)
Career	11 vs. Winthrop (12/22/10)
Field Goal Attempts	
Season	17, vs. Chattanooga (12/17/11)
Career	18 vs. Georgia (1/8/11)
Three-Point Field Goals	
Season	4, twice
Career	7 vs. Winthrop (12/22/10)
Three-Point Attempts	
Season	9, vs. Chattanooga (12/17/11)
Career	9, vs. Chattanooga (12/17/11)
Free Throws	
Season	7, three times
Career	7, four times
Free Throw Attempts	
Season	11, at Indiana (12/10/11)
Career	11, at Indiana (12/10/11)
Assists	
Season	8, vs. Marist (11/11/11)
Career	8, vs. Marist (11/11/11)
Steals	
Season	2, at Indiana (12/10/11)
Career	3 vs. Florida (2/5/11)
Blocked Shots	
Season	1, twice
Career	1, eight times
Minutes Played	
Season	36, at Indiana (12/10/11)
Career	39, twice

2011-12 Lamb Game-by-Game

Opponent	Min	FG-A	Pct	3PT-A	Pct	FT-A	Pct	O-D-T	PF	A	TO	BS	ST	Pts
MARIST	Start29	6-12	.500	3-5	.600	0-0	.000	2-3-5	3	8	0	0	1	15
vs. Kansas [N.Y.]	Start34	4-8	.500	3-5	.600	6-8	.750	2-2-4	2	1	1	0	1	17
vs. Penn State [Conn.]	Start28	8-13	.615	3-6	.500	7-7	1.000	1-3-4	1	2	1	0	1	26
vs. ODU [Conn.]	Start34	2-7	.286	2-5	.400	2-3	.667	0-3-3	1	0	0	0	0	8
RADFORD	Start22	4-9	.444	1-3	.333	1-1	1.000	0-5-5	2	2	1	0	0	10
PORTLAND	Start27	1-6	.167	0-2	.000	7-7	1.000	0-4-4	2	4	0	0	1	9
ST. JOHN'S	Start35	6-11	.545	2-3	.667	2-2	1.000	1-3-4	1	3	1	1	0	16
NORTH CAROLINA	Start34	6-12	.500	2-3	.667	0-0	.000	2-2-4	2	2	4	0	1	14
at Indiana	Start36	5-14	.357	2-3	.667	7-11	.636	1-0-1	2	1	1	1	2	19
CHATTANOOGA	Start30	10-17	.588	4-9	.444	0-0	.000	0-6-6	2	0	0	0	0	24
SAMFORD	Start31	8-12	.667	4-6	.667	6-7	.857	0-6-6	1	0	1	0	1	26
LOYOLA (MD.)	Start31	3-5	.600	0-2	.000	3-3	1.000	1-1-2	2	2	1	0	0	9
LAMAR	Start32	3-9	.333	1-3	.333	5-6	.833	0-1-1	1	2	0	0	0	12
LOUISVILLE														
UALR [Louisville]														
SOUTH CAROLINA														
at Auburn														
at Tennessee														
ARKANSAS														
ALABAMA														
at Georgia														
at LSU														
TENNESSEE														
at South Carolina														
FLORIDA														
at Vanderbilt														
OLE MISS														
at Mississippi St.														
VANDERBILT														

MISCELLANEOUS 2011-12 CAR

Dunks	-	0
Double-Figure Scoring Games	10	30
Double-Figure Rebounding Games	-	0
Games With Double-Double	-	0
Games Led UK in Scoring	5	10
Games Led UK in Rebounding	-	0
Games Led UK in Assists	1	3
Games With 3+ Assists	3	11
Games With 3+ Blocks	-	0
Games With 3+ Steals	-	1
Games With 3+ Three-Pointers	5	14

Lamb's Career Stats

Year	GP-S	Min.-Avg.	FG-A	Pct.	3FG-A	Pct.	FT-A	Pct.	Reb.-Avg.	PF-D	A	TO	Blk	Stl	Pts.-Avg.
2010-11	38-14	1078-28.4	161-324	.497	68-140	.486	79-100	.790	75-2.0	85-2	62	50	6	22	469-12.3
2011-12	13-13	403-31.0	66-135	.489	27-55	.491	46-55	.836	49-3.8	22-0	27	11	2	8	205-15.8
TOTAL	551-27	1481-29.0	227-459	.495	95-195	.487	125-155	.806	124-2.4	107-2	89	61	8	30	674-13.2

KENTUCKY BASKETBALL



Brian Long

32

5-9 • 150 • Fr.
Dumont, N.J.
(River Dell)

Season Update: Played in one minute of a victory over Lamar ... Logged a minute of action in a win over Loyola ... Appeared in the Samford win logging one minute ... Saw two minutes of action in a win over Chattanooga ... Played in two minutes of UK's win over St. John's ... Pulled down a defensive rebound in two minutes of action in a win over Portland ... Saw the floor for two minutes in a win over Radford ... Tallied his first career points with a 2-for-4 showing at the free throw line in a win over Penn State ... Also pulled down his first career rebound in that victory ... Saw his first career action in a UK victory over Marist ... Made two appearances in the exhibition contests ... Played seven minutes in the win over Morehouse and pulled down one rebound.

High School: Averaged 9.6 pts. and 5.0 assists per game in senior season at River Dell High School ... Named First Team All- Conference Big North ... Honorable Mention All-County (Bergen County) ... Helped lead team to state playoffs ... As a junior, averaged 9.0 pts. and 4.0 assists per game ... Named Second Team All-League (Bergen County scholastic League).

SEASON/CAREER HIGHS

Points	
Season	2, vs. Penn State (11/19/11)
Career	2, vs. Penn State (11/19/11)
Rebounds	
Season	1, twice
Career	1, twice
Field Goals	
Season	-
Career	-
Field Goal Attempts	
Season	1, vs. Portland (11/26/11)
Career	1, vs. Portland (11/26/11)
Three-Point Field Goals	
Season	-
Career	-
Three-Point Attempts	
Season	-
Career	-
Free Throws	
Season	2, vs. Penn State (11/19/11)
Career	2, vs. Penn State (11/19/11)
Free Throw Attempts	
Season	4, vs. Penn State (11/19/11)
Career	4, vs. Penn State (11/19/11)
Assists	
Season	-
Career	-
Steals	
Season	-
Career	-
Blocked Shots	
Season	-
Career	-
Minutes Played	
Season	4, vs. Penn State (11/19/11)
Career	4, vs. Penn State (11/19/11)

2011-12 Long Game-by-Game

Opponent	Min	FG-A	Pct	3PT-A	Pct	FT-A	Pct	O-D-T	PF	A	TO	BS	ST	Pts
MARIST	1	0-0	.000	0-0	.000	0-0	.000	0-0-0	0	0	0	0	0	0
vs. Kansas [N.Y.]								DNP						
vs. Penn State [Conn.]	4	0-0	.000	0-0	.000	2-4	.500	1-0-1	0	0	0	0	0	2
vs. ODU [Conn.]								DNP						
RADFORD	2	0-0	.000	0-0	.000	0-0	.000	0-0-0	0	0	0	0	0	0
PORTLAND	2	0-1	.000	0-0	.000	0-0	.000	0-1-1	0	0	0	0	0	0
ST. JOHN'S	2	0-0	.000	0-0	.000	0-0	.000	0-0-0	0	0	0	0	0	0
NORTH CAROLINA at Indiana								DNP						
CHATTANOOGA	1	0-0	.000	0-0	.000	0-0	.000	0-0-0	0	0	0	0	0	0
SAMFORD	1	0-0	.000	0-0	.000	0-0	.000	0-0-0	0	0	0	0	0	0
LOYOLA (MD.)	1	0-0	.000	0-0	.000	0-0	.000	0-0-0	0	0	0	0	0	0
LAMAR	1	0-0	.000	0-0	.000	0-0	.000	0-0-0	0	0	0	0	0	0
LOUISVILLE														
UALR [Louisville]														
SOUTH CAROLINA at Auburn														
at Tennessee														
ARKANSAS														
ALABAMA at Georgia														
at LSU														
TENNESSEE at South Carolina														
FLORIDA at Vanderbilt														
OLE MISS at Mississippi St.														
VANDERBILT														

MISCELLANEOUS 2011-12 CAR

Dunks	-	-
Double-Figure Scoring Games	-	-
Double-Figure Rebounding Games	-	-
Games With Double-Double	-	-
Games Led UK in Scoring	-	-
Games Led UK in Rebounding	-	-
Games Led UK in Assists	-	-
Games With 3+ Assists	-	-
Games With 3+ Blocks	-	-
Games With 3+ Steals	-	-
Games With 3+ Three-Pointers	-	-

Long's Career Stats

Year	GP-S	Min.-Avg.	FG-A	Pct.	3FG-A	Pct.	FT-A	Pct.	Reb.-Avg.	PF-D	A	TO	Blk	Stl	Pts.-Avg.
2011-12	9-0	15-1.7	0-1	.000	0-0	.000	2-4	.500	2-0.2	0-0	0	0	0	0	2-0.2
TOTAL	9-0	15-1.7	0-1	.000	0-0	.000	2-4	.500	2-0.2	0-0	0	0	0	0	2-0.2

KENTUCKY BASKETBALL



**Sam
Malone**

13

5-11 • 190 • Fr.
Scituate, Mass.
(Scituate)

Season Update: Suffered a torn ACL in the Chattanooga game and will miss the remainder of the season ... Saw action for three minutes in a win over Chattanooga ... Registered an assist in UK's victory over St. John's ... Appeared in UK's win over Portland ... Scored on a fast-break lay-up and pulled down a pair of rebounds in a win over Radford ... Played in a career-high four minutes in a win over Penn State ... Poured in four points in UK's season-opening victory over Marist ... Saw action in both of UK's exhibition games ... Played seven minutes, scoring two points, pulling down one rebound and swatting one shot in the win over Morehouse.

High School: Averaged 14.0 pts, 9.0 assists and 4.0 steals as a senior at Scituate HS ... Named a 2011 League All-Star ... Helped lead The Tilton School (N.H.) to a 2009 National Prep title ... 2008 state finalist with Scituate High School.

SEASON/CAREER HIGHS

Points	Season	4, vs. Marist (11/11/11)
	Career	4, vs. Marist (11/11/11)
Rebounds	Season	2, vs. Radford (11/23/11)
	Career	2, vs. Radford (11/23/11)
Field Goals	Season	2, vs. Marist (11/11/11)
	Career	2, vs. Marist (11/11/11)
Field Goal Attempts	Season	2, twice
	Career	2, twice
Three-Point Field Goals	Season	-
	Career	-
Three-Point Attempts	Season	-
	Career	-
Free Throws	Season	-
	Career	-
Free Throw Attempts	Season	-
	Career	-
Assists	Season	1, vs. St. John's (12/1/11)
	Career	1, vs. St. John's (12/1/11)
Steals	Season	-
	Career	-
Blocked Shots	Season	-
	Career	-
Minutes Played	Season	4, vs. Penn State (11/19/11)
	Career	4, vs. Penn State (11/19/11)

2011-12 Malone Game-by-Game

Opponent	Min	FG-A	Pct	3PT-A	Pct	FT-A	Pct	O-D-T	PF	A	TO	BS	ST	Pts
MARIST	1	2-2	1.000	0-0	.000	0-0	.000	0-0-0	0	0	0	0	0	4
vs. Kansas [N.Y.]						DNP								
vs. Penn State [Conn.]	4	0-1	.000	0-0	.000	0-0	.000	0-0-0	0	0	0	0	0	0
vs. ODU [Conn.]						DNP								
RADFORD	2	1-2	.500	0-0	.000	0-0	.000	0-2-2	0	0	1	0	0	2
PORTLAND	1	0-0	.000	0-0	.000	0-0	.000	0-0-0	0	0	0	0	0	0
ST. JOHN'S	2	0-1	.000	0-0	.000	0-0	.000	0-0-0	0	1	1	0	0	0
NORTH CAROLINA						DNP								
at Indiana						DNP								
CHATTANOOGA	3	0-0	.000	0-0	.000	0-0	.000	0-0-0	0	0	2	0	0	0
SAMFORD						DNP								
LOYOLA (MD.)						DNP								
LAMAR						DNP								
LOUISVILLE														
UALR [Louisville]														
SOUTH CAROLINA														
at Auburn														
at Tennessee														
ARKANSAS														
ALABAMA														
at Georgia														
at LSU														
TENNESSEE														
at South Carolina														
FLORIDA														
at Vanderbilt														
OLE MISS														
at Mississippi St.														
VANDERBILT														

MISCELLANEOUS 2011-12 CAR

Dunks	-	-
Double-Figure Scoring Games	-	-
Double-Figure Rebounding Games	-	-
Games With Double-Double	-	-
Games Led UK in Scoring	-	-
Games Led UK in Rebounding	-	-
Games Led UK in Assists	-	-
Games With 3+ Assists	-	-
Games With 3+ Blocks	-	-
Games With 3+ Steals	-	-
Games With 3+ Three-Pointers	-	-

Malone's Career Stats

Year	GP-S	Min.-Avg.	FG-A	Pct.	3FG-A	Pct.	FT-A	Pct.	Reb.-Avg.	PF-D	A	TO	Blk	Stl	Pts.-Avg.
2011-12	6-0	13-2.2	3-6	.500	0-0	.000	0-0	.000	2-0.3	0-0	1	4	0	0	6-1.0
TOTAL	6-0	13-2.2	3-6	.500	0-0	.000	0-0	.000	2-0.3	0-0	1	4	0	0	6-1.0

KENTUCKY BASKETBALL



Darius Miller

1

6-8 • 225 • Sr.
Maysville, Ky.
(Mason County)

Season Update: Struck for 15 points and matched a season-high with four 3-pointers in a win over Lamar ... Scored 13 points, had five rebounds and a trio of assists in a win over Loyola ... Poured in 17 points in his second start of the season while adding five assists in a win over Samford ... Posted 12 points and picked up three rebounds in a win over Chattanooga ... Scored eight points in a loss at Indiana ... Tallied 12 points in UK's win over North Carolina ... Recorded nine points and a team-best six assists in a win over St. John's ... Paced the team with a season-high 19 points and added a season-best four made 3-pointers in a win over Portland ... Had his first double-figure scoring effort with a team-high 13 points to go along with four rebounds and five assists in a win over ODU ... Had his third-consecutive game with four or more assists in a win over Penn State ... Posted five points to go with a team-high four assists in a win over Kansas ... Totaled eight points and passed out five assists in a Wildcat win over Marist.

Career Highlights: Started 37 of 38 games, averaging 10.9 points per game and 4.6 rebounds as a junior ... Named the SEC Tournament MVP after averaging 13.3 points and 5.6 rebounds during the three-game run ... Scored a career high 24 points against Florida to go with three assists and three blocks ... Started 32 of 38 games, averaging 6.5 points in his sophomore season ... Totaled nine points, four assists and three steals vs. Cornell in the NCAA Tournament ... Scored a then career-high 20 points, shooting 7-of-9 from the field with a team-leading nine rebounds vs. Wake Forest in the NCAA Second Round in New Orleans ... Played in 36 games, starting two in his first season as a Wildcat ... Averaged 8.1 points per game over the last nine contests ... Recorded 12 points and eight rebounds in his collegiate debut against VMI ... Earned his first career start vs. Longwood.

High School: Averaged 19.9 points per game, grabbing 7.9 boards 3.6 assists 2.9 steals and shooting 51 percent in his senior season ... Shot 34 percent from 3-point range... Helped lead Mason County to 2008 State Championship ... Named 2008 Mr. Basketball ... Scored more than 2,000 points in high school career ... Ranked the seventh best small forward in the country and 38th overall by Scout.com.

SEASON/CAREER HIGHS

Points	Season	19, vs. Portland (11/26/11)
	Career	24 vs. Florida (2/26/11)
Rebounds	Season	6, vs. Lamar (12/28/11)
	Career	11 vs. East Tenn. St. (11/12/10)
Field Goals	Season	7, vs. Portland (11/26/11)
	Career	9 vs. Florida (2/26/11)
Field Goal Attempts	Season	11, twice
	Career	15 vs. Florida (2/26/11)
Three-Point Field Goals	Season	4, twice
	Career	6 vs. South Carolina (2/19/11)
Three-Point Attempts	Season	7, vs. Chattanooga (12/17/11)
	Career	8 vs. South Carolina (2/19/11)
Free Throws	Season	5, vs. ODU (11/20/11)
	Career	5, five times
Free Throw Attempts	Season	5, vs. ODU (11/20/11)
	Career	7 vs. Georgia (1/29/11)
Assists	Season	6, vs. St. John's (12/11/11)
	Career	6, three times
Steals	Season	3, vs. Radford (11/23/11)
	Career	5 vs. Portland (11/19/10)
Blocked Shots	Season	2, vs. Marist (11/11/11)
	Career	4 vs. Portland (11/19/10)
Minutes Played	Season	31, twice
	Career	44 vs. Arkansas (2/23/11)

2011-12 Miller Game-by-Game

Opponent	Min	FG-A	Pct	3PT-A	Pct	FT-A	Pct	O-D-T	PF	A	TO	BS	ST	Pts
MARIST	Start28	4-6	.667	0-1	.000	0-0	.000	2-1-3	2	5	1	2	2	8
vs. Kansas [N.Y.]	20	2-5	.400	1-3	.333	0-1	.000	2-2-4	1	4	2	0	0	5
vs. Penn State [Conn.]	24	0-3	.000	0-1	.000	0-0	.000	1-3-4	2	4	1	0	1	0
vs. ODU [Conn.]	28	4-8	.500	0-3	.000	5-5	1.000	2-2-4	1	5	3	0	1	13
RADFORD	21	2-8	.250	0-3	.000	2-2	1.000	1-1-2	2	0	0	0	3	6
PORTLAND	23	7-11	.636	4-5	.800	1-2	.500	3-2-5	0	1	1	1	0	19
ST. JOHN'S	27	4-10	.400	0-5	.000	1-1	1.000	2-2-4	2	6	1	1	0	9
NORTH CAROLINA	23	4-8	.500	1-2	.500	3-4	.750	1-0-1	2	0	1	0	1	12
at Indiana	26	4-8	.500	0-3	.000	0-0	.000	0-1-1	3	0	2	0	0	8
CHATTANOOGA	25	4-9	.444	2-7	.286	2-4	.500	0-3-3	1	0	1	0	1	12
SAMFORD	Start31	6-10	.600	3-6	.500	2-2	1.000	2-0-2	1	5	0	0	2	17
LOYOLA (MD.)	Start30	6-11	.545	0-3	.000	1-3	.333	1-4-5	1	3	2	0	1	13
LAMAR	Start31	4-7	.571	4-6	.667	3-4	.750	1-5-6	3	1	3	0	1	15
LOUISVILLE														
UALR [Louisville]														
SOUTH CAROLINA														
at Auburn														
at Tennessee														
ARKANSAS														
ALABAMA														
at Georgia														
at LSU														
TENNESSEE														
at South Carolina														
FLORIDA														
at Vanderbilt														
OLE MISS														
at Mississippi St.														
VANDERBILT														

MISCELLANEOUS	2011-12	CAR
Dunks	6	17
Double-Figure Scoring Games	7	40
Double-Figure Rebounding Games	-	2
Games With Double-Double	-	0
Games Led UK in Scoring	2	8
Games Led UK in Rebounding	-	5
Games Led UK in Assists	3	13
Games With 3+ Assists	7	36
Games With 3+ Blocks	-	5
Games With 3+ Steals	1	6
Games With 3+ Three-Pointers	3	15

Miller's Career Stats

Year	GP-S	Min.-Avg.	FG-A	Pct.	3FG-A	Pct.	FT-A	Pct.	Reb.-Avg.	PF-D	A	TO	Blk	Stl	Pts.-Avg.
2008-09	36-2	764-21.2	66-161	.410	18-54	.333	41-51	.804	111-3.1	92-5	72	64	22	27	191-5.3
2009-10	38-32	804-21.2	86-215	.400	43-128	.336	31-39	.795	95-2.5	72-2	58	35	22	22	246-6.5
2010-11	38-37	1178-31.0	149-312	.478	58-131	.443	58-68	.853	173-4.6	100-2	66	57	43	32	414-10.9
2011-12	13-4	337-25.9	51-104	.490	15-48	.313	20-28	.714	45-3.5	21-0	34	18	4	13	137-10.5
TOTAL	125-75	3083-24.7	352-792	.444	134-361	.371	150-186	.806	424-3.4	285-9	230	174	91	94	988-7.9

KENTUCKY BASKETBALL



Jarrod Polson

5

6-2 • 185 • So.
Nicholasville, Ky.
(West Jessamine)

Season Update: Registered a steal in a win over Lamar ... Tallied a minute of action in a win over Loyola ... Logged two minutes of action in a win over Samford ... Saw action for two minutes in a win over Chattanooga ... Missed the St. John's game due to a lower back injury ... Registered his first career steal in a victory over Portland ... Grabbed a rebound in four minutes of action in a win over Radford ... Pulled down a career-high three rebounds and notched his first point of the season with a free throw in career-high minutes vs. Penn State ... Played in five minutes in a UK victory over Marist ... Saw action in both exhibition victories ... Played 15 minutes and sunk a 3-pointer in the win over Morehouse while also dishing out a trio of assists.

Career Highlights: Played in 17 of 38 games, including six of 16 SEC games ... Played three minutes on the road in hostile Memorial Gymnasium against Vanderbilt ... Scored two points on 2-of-2 shooting from the free-throw line against Penn ... Grabbed his first rebound of the season, playing three minutes vs. Coppin State ... Scored his first two points of his career against Boston by converting on both of his free-throw attempts.

High School: Averaged 18.2 points, 6.4 assists and 4.9 rebounds as a senior at West Jessamine High School, leading the squad to the second round of the Sweet 16 state tournament ... Scored 40 of the team's 60 points in the regional semifinals and 31 of the squad's 51 points in the regional finals to help West Jessamine advance to the Sweet 16 state tournament ... Finished his career as the school's all-time leading scorer with 1,884 points ... Named First Team All-State by a number of publications.

SEASON/CAREER HIGHS

Points	
Season	1, vs. Penn State (11/19/11)
Career	2, three times
Rebounds	
Season	3, vs. Penn State (11/19/11)
Career	3, vs. Penn State (11/19/11)
Field Goals	
Season	-
Career	1 vs. Winthrop (12/22/10)
Field Goal Attempts	
Season	1, twice
Career	2 vs. Florida (2/5/11)
Three-Point Field Goals	
Season	-
Career	-
Three-Point Attempts	
Season	-
Career	1 vs. Portland (11/19/10)
Free Throws	
Season	1, vs. Penn State (11/19/11)
Career	2, twice
Free Throw Attempts	
Season	2, twice
Career	2, four times
Assists	
Season	-
Career	-
Steals	
Season	1, twice
Career	1, twice
Blocked Shots	
Season	-
Career	-
Minutes Played	
Season	10, vs. Penn State (11/19/11)
Career	10, vs. Penn State (11/19/11)

2011-12 Polson Game-by-Game

Opponent	Min	FG-A	Pct	3PT-A	Pct	FT-A	Pct	O-D-T	PF	A	TO	BS	ST	Pts
MARIST	5	0-0	.000	0-0	.000	0-0	.000	0-0-0	0	0	0	0	0	0
vs. Kansas [N.Y.]								DNP						
vs. Penn State [Conn.]	10	0-1	.000	0-0	.000	1-2	.500	0-3-3	0	0	1	0	0	1
vs. ODU [Conn.]								DNP						
RADFORD	4	0-0	.000	0-0	.000	0-0	.000	0-1-1	1	0	0	0	0	0
PORTLAND	1	0-0	.000	0-0	.000	0-0	.000	0-0-0	0	0	1	0	1	0
ST. JOHN'S								DNP						
NORTH CAROLINA								DNP						
at Indiana								DNP						
CHATTANOOGA	2	0-1	.000	0-0	.000	0-2	.000	0-0-0	1	0	1	0	0	0
SAMFORD	2	0-0	.000	0-0	.000	0-0	.000	0-0-0	0	0	0	0	0	0
LOYOLA (MD.)	1	0-0	.000	0-0	.000	0-0	.000	0-0-0	0	0	0	0	0	0
LAMAR	1	0-0	.000	0-0	.000	0-0	.000	0-0-0	0	0	2	0	1	0
LOUISVILLE														
UALR [Louisville]														
SOUTH CAROLINA														
at Auburn														
at Tennessee														
ARKANSAS														
ALABAMA														
at Georgia														
at LSU														
TENNESSEE														
at South Carolina														
FLORIDA														
at Vanderbilt														
OLE MISS														
at Mississippi St.														
VANDERBILT														

MISCELLANEOUS 2011-12 CAR

Dunks	-	0
Double-Figure Scoring Games	-	0
Double-Figure Rebounding Games	-	0
Games With Double-Double	-	0
Games Led UK in Scoring	-	0
Games Led UK in Rebounding	-	0
Games Led UK in Assists	-	0
Games With 3+ Assists	-	0
Games With 3+ Blocks	-	0
Games With 3+ Steals	-	0
Games With 3+ Three-Pointers	-	0

Polson's Career Stats

Year	GP-S	Min.-Avg.	FG-A	Pct.	3FG-A	Pct.	FT-A	Pct.	Reb.-Avg.	PF-D	A	TO	Blk	Stl	Pts.-Avg.
2010-11	17-0	31-1.8	1-7	.143	0-1	.000	4-4	1.000	2-0.1	2-0	0	3	0	0	6-0.4
2011-12	8-0	26-3.3	0-2	.000	0-1	.000	1-4	.250	4-0.5	4-0	1	5	0	2	1-0.1
TOTAL	25-0	57-2.3	1-9	.111	0-2	.000	5-8	.625	6-0.2	6-0	1	8	0	2	7-0.3

KENTUCKY BASKETBALL



**Marquis
Teague**

25

6-2 • 189 • Fr.
Indianapolis, Ind.
(Pike)

Season Update: Notched 15 points and had a team-high four assists in a win over Lamar ... Totaled nine points, three rebounds and three assists in a win over Loyola ... Tallied 14 points on an efficient 6-of-11 performance from the floor while adding a team-high five assists in a win over Samford ... Had 11 points and matched a career-high with eight assists in a win over Chattanooga ... Poured in 15 points and added five assists in a loss at Indiana ... Scored seven points and had a team-high four assists in the win over North Carolina ... Posted a career-high five rebounds while adding five assists and five points in a win over St. John's ... Notched career-highs with eight assists and four steals to go with 14 points in a win over Portland ... Had 13 points and five assists in a win over Radford ... Connected on 3-of-3 from the 3-point line in a win vs. Penn State ... Scored 12 points and added a trio of assists in a win over Kansas ... Tallied 16 points and dished out four assists in his collegiate debut versus Marist ... Started both exhibition games and averaged 13 points and eight assists in the two victories ... Charted a 4-1 assist-to-turnover ratio and came up with three steals.

High School: Averaged 22.7 points, 5.9 assists, and 4.2 rebounds for Pike High School ... One of five finalists for the Naismith Award for the national high school player of the year ... Parade fourth team All-American ... Ranked seventh by ESPN's Top 100, seventh overall by Scout.com, and fifth by Rivals.com ... Received 2011 McDonald's All-American Honors.

SEASON/CAREER HIGHS

Points	Season	16, vs. Marist (11/11/11)
	Career	16, vs. Marist (11/11/11)
Rebounds	Season	5, vs. St. John's (12/1/11)
	Career	5, vs. St. John's (12/1/11)
Field Goals	Season	7, vs. Marist (11/11/11)
	Career	7, vs. Marist (11/11/11)
Field Goal Attempts	Season	13, vs. Chattanooga (12/17/11)
	Career	13, vs. Chattanooga (12/17/11)
Three-Point Field Goals	Season	3, vs. Penn State (11/19/11)
	Career	3, vs. Penn State (11/19/11)
Three-Point Attempts	Season	5, vs. Chattanooga (12/17/11)
	Career	5, vs. Chattanooga (12/17/11)
Free Throws	Season	6, vs. Lamar (12/28/11)
	Career	6, vs. Lamar (12/28/11)
Free Throw Attempts	Season	7, twice
	Career	7, twice
Assists	Season	8, twice
	Career	8, twice
Steals	Season	4, vs. Portland (11/26/11)
	Career	4, vs. Portland (11/26/11)
Blocked Shots	Season	2, vs. Penn State (11/19/11)
	Career	2, vs. Penn State (11/19/11)
Minutes Played	Season	36, vs. Loyola (12/22/11)
	Career	36, vs. Loyola (12/22/11)

2011-12 Teague Game-by-Game

Opponent	Min	FG-A	Pct	3PT-A	Pct	FT-A	Pct	O-D-T	PF	A	TO	BS	ST	Pts
MARIST	Start27	7-12	.583	0-1	.000	2-3	.667	2-2-4	4	4	3	0	3	16
vs. Kansas [N.Y.]	Start33	4-9	.444	1-1	1.000	3-7	.429	0-2-2	4	3	6	0	0	12
vs. Penn State [Conn.]	Start23	3-6	.500	3-3	1.000	0-0	.000	0-1-1	3	2	3	2	1	9
vs. ODU [Conn.]	Start32	3-5	.600	0-1	.000	0-1	.000	1-1-2	1	2	6	0	2	6
RADFORD	Start31	6-8	.750	1-2	.500	0-0	.000	0-3-3	2	5	2	1	2	13
PORTLAND	Start34	4-12	.333	1-4	.250	5-6	.833	0-1-1	1	8	0	0	4	14
ST. JOHN'S	Start31	2-9	.222	1-3	.333	0-1	.000	1-4-5	2	5	2	1	2	5
NORTH CAROLINA	Start30	3-11	.273	0-4	.000	1-3	.333	0-2-2	2	4	1	0	0	7
at Indiana	Start31	6-11	.545	0-1	.000	3-3	1.000	0-1-1	2	5	3	0	1	15
CHATTANOOGA	Start30	5-13	.385	1-5	.200	0-0	.000	1-0-1	3	8	1	0	2	11
SAMFORD	Start33	6-11	.545	1-2	.500	1-3	.333	2-2-4	2	5	4	0	1	14
LOYOLA (MD.)	Start36	2-8	.250	0-0	.000	5-6	.833	0-3-3	3	3	4	1	0	9
LAMAR	Start31	4-8	.500	1-3	.333	6-7	.857	1-1-2	2	4	6	1	1	15
LOUISVILLE														
UALR [Louisville]														
SOUTH CAROLINA														
at Auburn														
at Tennessee														
ARKANSAS														
ALABAMA														
at Georgia														
at LSU														
TENNESSEE														
at South Carolina														
FLORIDA														
at Vanderbilt														
OLE MISS														
at Mississippi St.														
VANDERBILT														

MISCELLANEOUS 2011-12 CAR

Dunks	4	4
Double-Figure Scoring Games	8	8
Double-Figure Rebounding Games	-	-
Games With Double-Double	-	-
Games Led UK in Scoring	-	-
Games Led UK in Rebounding	-	-
Games Led UK in Assists	7	7
Games With 3+ Assists	11	11
Games With 3+ Blocks	-	-
Games With 3+ Steals	1	1
Games With 3+ Three-Pointers	1	1

Teague's Career Stats

Year	GP-S	Min.-Avg.	FG-A	Pct.	3FG-A	Pct.	FT-A	Pct.	Reb.-Avg.	PF-D	A	TO	Blk	Stl	Pts.-Avg
2011-12	13-13	402-30.9	55-123	.447	10-30	.333	26-40	.650	31-2.4	31-0	58	41	6	19	146-11.2
TOTAL	13-13	402-30.9	55-123	.447	10-30	.333	26-40	.650	31-2.4	31-0	58	41	6	19	146-11.2

KENTUCKY BASKETBALL



**Eloy
Vargas**

30

6-11 • 244 • Sr.
Moca, Dominican Republic
(Miami-Dade CC)

Season Update: Had two rebounds and tossed down a dunk in a win over Loyola ... Pulled down seven rebounds in a season-high 17 minutes of action vs. Samford ... Dished out an assist in nine minutes of action in a win over Chattanooga ... Had two points and three rebounds in a loss at Indiana ... Contributed a pair of rebounds and a block in six solid minutes vs. UNC ... Posted UK's final two blocks to set the new single-game team record for blocks while also adding three points and three rebounds in a win over St. John's ... Tallied four points and four boards in a win over Radford ... Matched a career-high with eight rebounds to go along with a pair of blocks in a win over Penn State ... Totaled five points and pulled down a career-best eight rebounds in a season-opening victory over Marist ... Totaled a team-high 12 rebounds while also adding five points in a win over Morehouse.

Career Highlights: Played in all 38 games, averaging 1.5 points per game and 2.0 rebounds per game in his first season with UK ... Pulled down five rebs. in the Final Four vs. UConn ... Made impact in win over Florida in the SEC Tournament championship with two pts. and four rebs. in 10 mins. of action ... Averaged 21.1 points and 14.1 rebounds while shooting 47 percent from the field and 77 percent from the free-throw line during the 2009-10 season at Miami-Dade College ... Received All-America honors and conference player of the year accolades ... Averaged 0.6 points and 0.7 rebounds with five blocks in nine appearances at Florida in 08-09.

High School: Ranked as the No. 26 prospect in the nation according to Rivals.com and No. 33 according to Scout.com ... Averaged 21 points, 14 rebounds and four blocks while leading American Heritage High School to an 18-9 record as a senior during the 2007-08 season ... Achieved two program milestones during his stay, scoring a single-game record 40 points during the 2007 season and registering a triple-double with 20 points, 15 rebounds and 11 blocks in a contest during the 2008 campaign.

SEASON/CAREER HIGHS

Points	
Season	5, vs. Marist (11/11/11)
Career	8, vs. Winthrop (12/22/10)
Rebounds	
Season	8, twice
Career	8, twice
Field Goals	
Season	2, twice
Career	4 vs. Winthrop (12/22/10)
Field Goal Attempts	
Season	4, vs. Samford (12/20/11)
Career	7 vs. Winthrop (12/22/10)
Three-Point Field Goals	
Season	-
Career	-
Three-Point Attempts	
Season	1, vs. Penn State (11/19/11)
Career	1, vs. Penn State (11/19/11)
Free Throws	
Season	1, three times
Career	4, twice
Free Throw Attempts	
Season	2, four times
Career	6, vs. Boston (11/30/10)
Assists	
Season	1, twice
Career	1, six times
Steals	
Season	1, twice
Career	1, seven times
Blocked Shots	
Season	2, twice
Career	3, twice
Minutes Played	
Season	17, vs. Samford (12/20/11)
Career	19 vs. UConn (11/24/10)

2011-12 Vargas Game-by-Game

Opponent	Min	FG-A	Pct	3PT-A	Pct	FT-A	Pct	O-D-T	PF	A	TO	BS	ST	Pts
MARIST	14	2-2	1.000	0-0	.000	1-2	.500	1-7-8	1	0	0	1	0	5
vs. Kansas [N.Y.]	7	0-1	.000	0-0	.000	0-0	.000	0-2-2	1	0	0	0	0	0
vs. Penn State [Conn.]	13	0-2	.000	0-1	.000	1-2	.500	1-7-8	1	1	1	2	1	1
vs. ODU [Conn.]	6	1-1	1.000	0-0	.000	0-0	.000	1-1-2	2	0	0	0	0	2
RADFORD	12	2-2	1.000	0-0	.000	0-1	.000	1-3-4	1	0	1	0	0	4
PORTLAND	3	0-0	.000	0-0	.000	0-0	.000	0-0-0	1	0	0	0	0	0
ST. JOHN'S	5	1-4	.250	0-0	.000	1-2	.500	2-1-3	1	0	0	2	0	3
NORTH CAROLINA	6	0-1	.000	0-0	.000	0-0	.000	0-2-2	0	0	0	1	0	0
at Indiana	10	1-2	.500	0-0	.000	0-0	.000	2-1-3	0	0	0	0	1	2
CHATTANOOGA	9	0-0	.000	0-0	.000	0-0	.000	0-0-0	1	1	1	1	0	0
SAMFORD	17	1-4	.250	0-0	.000	0-0	.000	3-4-7	0	0	0	0	0	2
LOYOLA (MD.)	7	1-2	.500	0-0	.000	0-2	.000	1-1-2	3	0	0	1	0	2
LAMAR	5	0-1	.000	0-0	.000	0-0	.000	0-0-0	1	0	1	0	0	0
LOUISVILLE														
UALR [Louisville]														
SOUTH CAROLINA														
at Auburn														
at Tennessee														
ARKANSAS														
ALABAMA														
at Georgia														
at LSU														
TENNESSEE														
at South Carolina														
FLORIDA														
at Vanderbilt														
OLE MISS														
at Mississippi St.														
VANDERBILT														

MISCELLANEOUS 2011-12 CAR

Dunks	2	9
Double-Figure Scoring Games	-	0
Double-Figure Rebounding Games	-	0
Games With Double-Double	-	0
Games Led UK in Scoring	-	0
Games Led UK in Rebounding	-	1
Games Led UK in Assists	-	0
Games With 3+ Assists	-	0
Games With 3+ Blocks	-	2
Games With 3+ Steals	-	0
Games With 3+ Three-Pointers	-	0

Vargas' Career Stats

Year	GP-S	Min.-Avg.	FG-A	Pct.	3FG-A	Pct.	FT-A	Pct.	Reb.-Avg.	PF-D	A	TO	Blk	Stl	Pts.-Avg.
2008-09 (Florida)	9-0	34-3.8	0-10	.000	0-2	.000	5-9	.556	6-0.7	9-0	0	3	3	1	5-0.6
2010-11	38-0	292-7.7	19-43	.442	0-0	.000	19-31	.613	77-2.0	39-1	4	12	23	5	57-1.5
2011-12	13-0	115-8.8	9-22	.409	0-1	.000	3-9	.333	41-3.2	13-0	2	4	7	2	21-1.6
TOTAL	60-0	441-7.4	28-75	.373	0-3	.000	27-49	.551	124-2.1	61-1	6	19	33	8	83-1.4

KENTUCKY BASKETBALL



**Kyle
Wiltjer**

33

6-9 • 239 • Fr.
Portland, Ore.
(Jesuit)

Season Update: Had seven points and a block in a win over Lamar ... Poured in a career-high 24 points to lead the way in a win over Loyola ... Scored five points and added four rebounds in a win over Samford ... Tallied nine points on a trio of 3-pointers while adding three rebounds in a win over Chattanooga ... Had an assist in seven minutes of action in a loss at Indiana ... Forced a turnover and sunk a lay-up in UK's win over North Carolina ... Scored eight points to couple with a career-high eight rebounds in a win over Radford ... Had a season-high five rebounds and swatted a pair of shots in a win over ODU ... Tallied 19 points on .500 shooting while adding three assists in a win vs. Penn State ... Poured in 14 points and registered a pair of blocks against Marist ... Scored a team-high 26 points in a win over Morehouse ... Charted four 3-pointers in the win ... Also added seven rebounds in the win over Transylvania.

High School: Averaged 19.6 points, 7.8 rebounds, and 2.5 assists as a senior for Jesuit High School ... Received 2011 McDonald's All-American Honors ... Ranked 18th by ESPN's Top 100, 22nd overall by Scout.com, and 22nd by Rivals.com ... 2011 Oregon Gatorade Player of the Year ... Three-time Oregon 6A State Champion ... Oregon Class 6A Player of the Year.

SEASON/CAREER HIGHS

Points	
Season	24, vs. Loyola (12/22/11)
Career	24, vs. Loyola (12/22/11)
Rebounds	
Season	8, vs. Radford (11/23/11)
Career	8, vs. Radford (11/23/11)
Field Goals	
Season	7, twice
Career	7, twice
Field Goal Attempts	
Season	12, twice
Career	12, twice
Three-Point Field Goals	
Season	3, twice
Career	3, twice
Three-Point Attempts	
Season	7, vs. Chattanooga (12/17/11)
Career	7, vs. Chattanooga (12/17/11)
Free Throws	
Season	7, vs. Loyola (12/22/11)
Career	7, vs. Loyola (12/22/11)
Free Throw Attempts	
Season	8, vs. Loyola (12/22/11)
Career	8, vs. Loyola (12/22/11)
Assists	
Season	3, vs. Penn State (11/19/11)
Career	3, vs. Penn State (11/19/11)
Steals	
Season	2, vs. Radford (11/23/11)
Career	2, vs. Radford (11/23/11)
Blocked Shots	
Season	2, three times
Career	2, three times
Minutes Played	
Season	28, vs. Penn State (11/19/11)
Career	28, vs. Penn State (11/19/11)

2011-12 Wiltjer Game-by-Game

Opponent	Min	FG-A	Pct	3PT-A	Pct	FT-A	Pct	O-D-T	PF	A	TO	BS	ST	Pts
MARIST	19	7-12	.583	0-2	.000	0-0	.000	1-3-4	2	1	1	2	0	14
vs. Kansas [N.Y.]	3	0-0	.000	0-0	.000	0-0	.000	0-0-0	1	0	0	0	0	0
vs. Penn State [Conn.]	28	6-12	.500	2-5	.400	5-6	.833	1-1-2	3	3	1	0	0	19
vs. ODU [Conn.]	11	1-4	.250	1-2	.500	0-1	.000	2-3-5	1	0	2	2	0	3
RADFORD	22	3-8	.375	1-2	.500	2-2	1.000	5-3-8	1	2	3	2	2	8
PORTLAND	15	1-4	.250	0-0	.000	0-0	.000	0-2-2	2	0	0	0	0	2
ST. JOHN'S	12	1-5	.200	0-2	.000	0-0	.000	0-3-3	1	0	0	1	0	2
NORTH CAROLINA	5	1-1	1.000	0-0	.000	0-0	.000	0-0-0	0	0	0	0	0	2
at Indiana	7	0-0	.000	0-0	.000	0-0	.000	0-0-0	1	1	1	0	0	0
CHATTANOOGA	23	3-7	.429	3-7	.429	0-0	.000	1-2-3	3	0	1	0	0	9
SAMFORD	22	2-7	.286	1-4	.250	0-0	.000	1-3-4	3	0	1	0	0	5
LOYOLA (MD.)	25	7-11	.636	3-6	.500	7-8	.875	2-2-4	1	1	0	0	1	24
LAMAR	11	1-2	.500	1-2	.500	4-4	1.000	0-1-1	0	0	1	1	0	7
LOUISVILLE														
UALR [Louisville]														
SOUTH CAROLINA														
at Auburn														
at Tennessee														
ARKANSAS														
ALABAMA														
at Georgia														
at LSU														
TENNESSEE														
at South Carolina														
FLORIDA														
at Vanderbilt														
OLE MISS														
at Mississippi St.														
VANDERBILT														

MISCELLANEOUS 2011-12 CAR

Dunks	-	-
Double-Figure Scoring Games	3	3
Double-Figure Rebounding Games	-	-
Games With Double-Double	-	-
Games Led UK in Scoring	1	1
Games Led UK in Rebounding	-	-
Games Led UK in Assists	-	-
Games With 3+ Assists	1	1
Games With 3+ Blocks	-	-
Games With 3+ Steals	-	-
Games With 3+ Three-Pointers	2	2

Wiltjer's Career Stats

Year	GP-S	Min.-Avg.	FG-A	Pct.	3FG-A	Pct.	FT-A	Pct.	Reb.-Avg.	PF-D	A	TO	Blk	Stl	Pts.-Avg.
2011-12	13-0	203-15.6	33-73	.452	12-34	.353	18-21	.857	36-2.8	19-0	8	11	8	3	96-7.4
TOTAL	13-0	203-15.6	33-73	.452	12-34	.353	18-21	.857	36-2.8	19-0	8	11	8	3	96-7.4

KENTUCKY BASKETBALL

MISCELLANEOUS KENTUCKY STATS

LEADING SCORER

Doron Lamb	5
Terrence Jones	3
Michael Kidd-Gilchrist	3
Darius Miller	2
Anthony Davis	1
Kyle Wiltjer	1

LEADING REBOUNDER

Anthony Davis	9
Michael Kidd-Gilchrist	5
Terrence Jones	1

LEADER IN ASSISTS

Marquis Teague	8
Darius Miller	4
Michael Kidd-Gilchrist	3
Terrence Jones	1

CHARGES DRAWN

Opponents	22
Kentucky	6

Terrence Jones	3
Doron Lamb	2
Darius Miller	1

CHARGES

Opponents	6
Kentucky	22

Michael Kidd-Gilchrist	6
Doron Lamb	4
Darius Miller	4
Marquis Teague	3
Kyle Wiltjer	3
Anthony Davis	1
Terrence Jones	1

DUNKS

Opponents	17
Kentucky	77

Anthony Davis	39
Michael Kidd-Gilchrist	15
Terrence Jones	11
Darius Miller	6
Marquis Teague	4
Eloy Vargas	2

20-POINT SCORING GAMES

Opponents	2
Kentucky	7

Doron Lamb	3
Terrence Jones	2
Anthony Davis	1
Kyle Wiltjer	1

30-POINT SCORING GAMES

Opponents	--
Kentucky	--

TECHNICAL FOULS

Opponents	3
Kentucky	2

John Calipari	1
Terrence Jones	1

FOUR-POINT PLAYS

Opponents	--
Kentucky	1

Doron Lamb	1
------------	---

THREE-POINT PLAYS

Opponents	6
Kentucky	19

Michael Kidd-Gilchrist	5
Doron Lamb	5
Anthony Davis	3
Darius Miller	3
Marquis Teague	2
Terrence Jones	1

UK'S FIRST SUBSTITUTION

Darius Miller	8
Kyle Wiltjer	3
Terrence Jones	2
Eloy Vargas	1

FORCED 5-SECOND CALLS

Opponents	--
Kentucky	--

SHOT CLOCK VIOLATIONS

Opponents	9
Kentucky	2

10-SECOND VIOLATIONS

Opponents	--
Kentucky	--

THREE-SECOND VIOLATIONS

Opponents	2
Kentucky	--

JUMP BALLS CONTROLLED

Opponents	2
Kentucky	11

Anthony Davis	11/13 (.846)
---------------	--------------

FIRST SCORE (3-POINTERS)

Opponents	2
Kentucky (3)	11

Terrence Jones	3
Marquis Teague (2)	3
Anthony Davis	2
Doron Lamb (1)	2
Michael Kidd-Gilchrist	1

RUNS OF 10-0 OR BETTER

Opponents	1
Kentucky	9

LARGEST HALFTIME LEAD

32, 47-15 vs. Penn State (11/19/11)

LARGEST SEC HALFTIME LEAD

n/a

LARGEST HALFTIME DEFICIT

5, 43-38 vs. North Carolina (12/3/11)

LARGEST SEC HALFTIME DEFICIT

n/a

LARGEST UK LEAD

51, 88-37 vs. Radford (11/23/11)

LARGEST UK LEAD IN SEC

n/a

LARGEST UK DEFICIT

9, 34-25 vs. North Carolina (12/3/11)

LARGEST UK DEFICIT IN SEC

n/a

LARGEST UK DEFICIT IN A WIN

9, 34-25 vs. North Carolina (12/3/11)

LARGEST UK WIN

50, 108-58 vs. Marist (11/11/11)

LARGEST UK WIN IN SEC

n/a

LARGEST UK DEFEAT

n/a

LARGEST UK DEFEAT IN SEC

n/a

MOST CONSECUTIVE UK PTS

14 vs. Radford (11/23/11);
vs. Penn State (11/19/11)

MOST CONS. UK PTS TO OPEN GAME

14 vs. Radford (11/23/11)

MOST CONSECUTIVE OPP PTS

11 at Indiana (12/10/11)

MOST CONS. OPP PTS TO OPEN GAME

n/a

LONGEST WINNING STREAK

8, 11/11 - 12/3

CURRENT WINNING STREAK

4, 12/17 - present

LONGEST LOSING STREAK

n/a

LARGEST HOME CROWD

24,398 vs. North Carolina (12/3/11)

LARGEST ROAD CROWD

17,472 at Indiana (12/10/11)

LARGEST NEUTRAL CROWD

19,979 vs. Kansas (11/15)
Madison Square Garden

Specialty Stats

PP - Points in the paint

POT - Points off turnovers

2nd - Second chance points

BP - Points off the bench

KENTUCKY-OPPONENT

Opponent	PP	POT	2nd	BP
Marist	78-20	22-9	19-11	31-20
Kansas	36-30	9-18	11-11	5-13
Penn State	30-22	23-7	17-10	23-27
Old Dominion	38-22	18-17	8-11	18-5
Radford	46-26	19-12	14-12	21-18
Portland	34-18	22-5	13-9	21-23
St. John's	40-22	18-10	18-15	14-11
North Carolina	36-14	13-17	14-14	14-21
Indiana	50-24	19-23	10-16	10-10
Chattanooga	30-24	15-16	17-9	21-16
Samford	42-32	18-5	18-4	7-22
Loyola-Md.	44-32	12-8	16-11	26-20
Lamar	36-32	22-14	12-10	16-18
Louisville				
UALR				
South Carolina				
Auburn				
Tennessee				
Arkansas				
Alabama				
Georgia				
LSU				
Tennessee				
South Carolina				
Florida				
Vanderbilt				
Ole Miss				
Mississippi State				
Vanderbilt				
Georgia				
Florida				
Totals	540-318	230-161	187-143	227-224
Kentucky Avg.	41.5	17.7	14.4	17.5
Opp. Avg.	24.5	12.4	11.0	17.2

Clutch Free Throws

(final three minutes of regulation and overtime in a six-point game)

INDIVIDUAL SEASON TOTALS

Player	FT-FTA	Pct.
Michael Kidd-Gilchrist	2-2	1.000
Doron Lamb	1-2	.500
Anthony Davis	0-1	.000
Marquis Teague	0-1	.000
TEAM TOTAL	3-6	.500



THE LAST TIME...

INDIVIDUALS

SCORING

Scored 25 Points - Doron Lamb (26) vs. Samford, 12/20/11

Scored 30 Points - Brandon Knight (30) vs. West Virginia, 3/19/11

Scored 35 Points - Terrence Jones (35) vs. Auburn, 1/11/11

Scored 40 Points - Jodie Meeks (45) at Arkansas, 2/14/09

Scored 45 Points - Jodie Meeks (45) at Arkansas, 2/14/09

Scored 50 Points - Jodie Meeks (54) at Tennessee, 1/13/09

Two Players Had 20 Points - Brandon Knight (24)/Doron Lamb (20) vs. Mississippi State, 2/15/11

Three Players Had 20 Points - DeMarcus Cousins (27)/John Wall (21)/Patrick Patterson (20) vs. Sam Houston State, 11/19/09

Two Players Had 30 Points - Patrick Patterson (33) and Jodie Meeks (32) vs. Tennessee State, 12/22/08

Scored 20 Points in Two Straight Games - Doron Lamb (24) vs. Chattanooga, 12/17/11; vs. Samford (26), 12/20/11

Scored 20 Points in Three Straight Games - Jodie Meeks (9) 2/10/09 - 1/31/09

Scored 20 Points in Four Straight Games - Jodie Meeks (9) 12/29/08 - 1/31/09

Scored 20 points in Five Straight Games - Jodie Meeks (9) 12/29/08 - 1/31/09

Scored 20 points in Six Straight games - Jodie Meeks (9) 12/29/08 - 1/31/09

Scored 20 points in Seven Straight games - Jodie Meeks (9) 12/29/08 - 1/31/09

Scored 20 points in Eight Straight games - Jodie Meeks (9) 12/29/08 - 1/31/09

Scored 20 points in Nine Straight games - Jodie Meeks (9) 12/29/08 - 1/31/09

Scored 20 points in 10 Straight games - Kevin Grevey (12) 12/20/74 - 1/27/75

Scored 20 points in 12 Straight games - Kevin Grevey (12) 12/20/74 - 1/27/75

Scored 25 Points in Three Straight Games - Tayshaun Prince vs. Ole Miss (26) 3/11/01; vs. Holy Cross (27) 3/15/01; vs. Iowa (31) 3/17/01

Scored 30 Points in Two Straight Games - Jodie Meeks vs. Appalachian State (46) 12/20/08; vs. Tennessee State (32) 12/22/08

Scored 30 Points in Three Straight Games - Dan Issel (6) vs. Florida (37) 2/14/70; vs. Georgia (40) 2/16/70; vs. LSU (51) 2/21/70; vs. Alabama (47) 2/23/70; vs. Vanderbilt (31) 2/28/70; vs. Auburn (42) 3/2/70

Scored in double figures in 10 straight Games - Darius Miller (10) 2/15/11 - 3/17/11

Scored in double figures in 15 straight Games - Brandon Knight (28) 11/30/10 - 3/13/11

Scored in double figures in 20 straight Games - Brandon Knight (28) 11/30/10 - 3/13/11

Scored in double figures in 25 straight Games - Brandon Knight (28) 11/30/10 - 3/13/11

Scored in double figures in 30 straight Games - Jodie Meeks (32) 11/14/08 - 3/12/09

Five Players Scored in Double Figures - Michael Kidd-Gilchrist (18), Darius Miller (15), Marquis Teague (15), Doron Lamb (12), Anthony Davis (10) vs. Lamar 12/28/11

Six Players Scored in Double Figures - Randolph Morris (17), Kelenna Azubuike (15), Patrick Sparks (14), Chuck Hayes (12), Rajon Rondo (11), Ravi Moss (10) and Ramel Bradley (10) vs. Mississippi State 2/19/05

Seven Players Scored in Double Figures - Randolph Morris (17), Kelenna Azubuike (15), Patrick Sparks (14), Chuck Hayes (12), Rajon Rondo (11), Ravi Moss (10) and Ramel Bradley (10) vs. Mississippi State 2/19/05

Four Players with 15 or more points - Anthony Davis (23), Marquis Teague (16), Michael Kidd-Gilchrist (15), Doron Lamb (15), Kyle Wiltjer (14) vs. Marist (11/11/11)

DOUBLE-DOUBLES

Double-Double - Anthony Davis (10 points, 13 rebounds) vs. Lamar 12/28/11

Triple-Double - Chris Mills (19 points, 10 rebounds, 10 assists) vs. Austin Peay, 12/27/88

20-10 Game - Anthony Davis (23 points, 10 rebounds) vs. Marist (11/11/11)

30-10 Game - Tayshaun Prince (33 points, 11 rebounds) vs. Tennessee State, 12/22/08

Back-to-back 20-10 Games - Patrick Patterson vs. Tennessee State (33 points, 11 rebounds) 12/22/08; vs. Florida Atlantic (27 points, 14 rebounds) 12/27/08

Double-Double in Points and Rebs - Anthony Davis (10 points, 13 rebounds) vs. Lamar 12/28/11

Double-Double in Points and Assists - John Wall (17 points, 11 assists) vs. East Tennessee State (NCAA Tournament), 3/18/10

Double-Double in Points and Blocks - Never

Double-Double in Points and Steals - Never

Double-double in two consecutive games - Anthony Davis (15p, 11 r) vs. Loyola, 12/1/11; (10p, 13r) vs. Lamar (11/26/11)

Double-double in three consecutive games - DeMarcus Cousins (7) at Auburn (1/16/10), vs. Arkansas (1/23), at South Carolina (1/26), vs. Vanderbilt (1/30), vs. Ole Miss (2/2), at LSU (2/6), vs. Alabama (2/9)

Double-double in four consecutive games - DeMarcus Cousins (7) at Auburn (1/16/10), vs. Arkansas (1/23), at South Carolina (1/26), vs. Vanderbilt (1/30), vs. Ole Miss (2/2), at LSU (2/6), vs. Alabama (2/9)

Double-double in five consecutive games - DeMarcus Cousins (7) at Auburn (1/16/10), vs. Arkansas (1/23), at South Carolina (1/26), vs. Vanderbilt (1/30), vs. Ole Miss (2/2), at LSU (2/6), vs. Alabama (2/9)

Double-double in six consecutive games - DeMarcus Cousins (7) at Auburn (1/16/10), vs. Arkansas (1/23), at South Carolina (1/26), vs. Vanderbilt (1/30), vs. Ole Miss (2/2), at LSU (2/6), vs. Alabama (2/9)

Double-double in 10 consecutive games - Jim Andrews, 1972-73 season

Two players record double-doubles - Terrence Jones (18p, 10r)/Josh Harrellson (12p, 11r) vs. Boston, 11/30/10

Three players record double-doubles - DeMarcus Cousins (19 points, 14 rebounds)/Patrick Patterson (19 points, 10 rebounds)/John Wall (18 points, 10 rebounds) at Mississippi State, 2/16/10

Four players record double-doubles - Jack Givens (30 points, 13 rebounds)/Kyle Macy (16 points, 10 assists)/Mike Phillips (22 points, 18 rebounds)/Rick Robey (23 points, 13 rebounds) vs. Southern Methodist, 11/26/77

Five players record double-doubles - Never

FIELD GOALS

Made 12 FG in a game - Terrence Jones (12) vs. Oklahoma, 11/22/10

Made 15 FG in a game - Jodie Meeks (17) at Arkansas, 2/14/09

Made 16 FG in a game - Jodie Meeks (17) at Arkansas, 2/14/09

Made 17 FG in a game - Jodie Meeks (17) at Arkansas, 2/14/09

Made 18 FG in a game - Melvin Turpin (18) vs. Georgia 3/8/84

Made 19 FG in a game - Dan Issel (19) vs. Alabama 2/23/70

Made 20 FG in a game - Dan Issel (23) vs. Ole Miss 2/7/70

Made 21 FG in a game - Dan Issel (23) vs. Ole Miss 2/7/70

Made 22 FG in a game - Dan Issel (23) vs. Ole Miss 2/7/70

Made 23 FG in a game - Dan Issel (23) vs. Ole Miss 2/7/70

Attempted 17 FG in a game - Doron Lamb (17) vs. Chattanooga, 12/17/11

Attempted 18 FG in a game - Brandon Knight (23) vs. UConn, 4/2/11

Attempted 19 FG in a game - Brandon Knight (23) vs. UConn, 4/2/11

Attempted 20 FG in a game - Brandon Knight (23) vs. UConn, 4/2/11

Attempted 25 FG in a game - Jodie Meeks (27) vs. VMI, 11/14/08

THREE-POINTERS

Made 5 3-pointers in a game - Brandon Knight (5) vs. North Carolina, 3/27/11

Made 6 3-pointers in a game - Darius Miller (6) vs. South Carolina, 2/19/11

Made 7 3-pointers in a game - Doron Lamb (7) vs. Winthrop, 12/22/10

Made 8 3-pointers in a game - Eric Bledsoe (8) vs. East Tennessee State (NCAA Tournament), 3/18/10

Made 9 3-pointers in a game - Jodie Meeks (10) at Tennessee, 1/13/09

Made 10 3-pointers in a game - Jodie Meeks (10) at Tennessee, 1/13/09

Made 11 3-pointers in a game - Never

Attempted 10 3-pointers in a game - Brandon Knight (11) vs. UConn, 4/2/11

Attempted 15 3-pointers in a game - Jodie Meeks (15) at Tennessee, 1/13/09

Attempted 16 3-pointers in a game - Derrick Miller (16) vs. LSU 2/15/90

Attempted 17 3-pointers in a game - Derrick Miller (19) vs. Kansas 12/6/89

Attempted 18 3-pointers in a game - Derrick Miller (19) vs. Kansas 12/6/89

Attempted 19 3-pointers in a game - Derrick Miller (19) vs. Kansas 12/6/89

Made two 3-pointers in 10 straight games - Jodie Meeks (16), 12/3/08-1/31/09

Made three 3-pointers in 10 straight games - Gerald Fitch (20) 1/14/03-3/23/03

Made three 3-pointers in 15 straight games - Gerald Fitch (20) 1/14/03-3/23/03

Made three 3-pointers in 20 straight games - Gerald Fitch (20) 1/14/03-3/23/03

Made three 3-pointers in 25 straight games - Keith Bogans (29) 3/14/02-2/26/03

FREE THROWS

Made 8 FT in a game - Michael Kidd-Gilchrist (8) vs. Lamar (12/28/11)

Made 9 FT in a game - Terrence Jones (11) vs. St. John's (12/1/11)

Made 10 FT in a game - Terrence Jones (11) vs. St. John's (12/1/11)

Made 11 FT in a game - Terrence Jones (11) vs. St. John's (12/1/11)

Made 12 FT in a game - Jodie Meeks (12) vs. Auburn, 1/21/09

Made 13 FT in a game - Jodie Meeks (14) at Tennessee, 1/13/09

Made 14 FT in a game - Jodie Meeks (14) at Tennessee, 1/13/09

Made 15 FT in a game - Rodrick Rhodes (16) vs. Ole Miss 1/18/95

Made 16 FT in a game - Rodrick Rhodes (16) vs. Ole Miss 1/18/95

Made 17 FT in a game - Dwight Anderson (18) vs. Mississippi State 2/12/79

Made 18 FT in a game - Dwight Anderson (18) vs. Mississippi State 2/12/79

Attempted 10 FT in a game - Michael Kidd-Gilchrist (10) vs. Lamar, 12/28/11

Attempted 15 FT in a game - Terrence Jones (16) vs. St. John's, 12/1/11

Attempted 20 FT in a game - Heshimu Evans (20) vs. Ole Miss 3/5/99

REBOUNDS

10 Rebs - Anthony Davis (13) vs. Lamar, 12/28/11

15 Rebs - Anthony Davis (18) vs. Chattanooga, 12/17/11

20 Rebs - Jared Prickett (20) vs. Arkansas 2/9/94

25 Rebs - Mike Phillips (28) vs. Tennessee 1/10/76

30 Rebs - Cotton Nash (30) vs. Ole Miss 2/8/64

34 Rebs - Bob Burrow (34) vs. Temple 12/10/55

10+ Rebs in three consecutive games - Josh Harrellson (3) at 12/31/10 - 1/8/11

10+ Rebs in four consecutive games - DeMarcus Cousins (9) 1/16/10 - 2/16/10

10+ Rebs in five consecutive games - DeMarcus Cousins (9) 1/16/10 - 2/16/10

10+ Rebs in six consecutive games - DeMarcus Cousins (9) at 1/16/10 - 2/16/10

10+ Rebs in seven consecutive games - DeMarcus Cousins (9) 1/16/10 - 2/16/10

10+ Rebs in eight consecutive games - DeMarcus Cousins (9) 1/16/10 - 2/16/10

10+ Rebs in nine consecutive games - DeMarcus Cousins (9) 1/16/10 - 2/16/10

Two players had 10 rebounds - Terrence Jones

(10)/Josh Harrellson (11) at Georgia, 1/8/11

Three players had 10 rebounds - DeMarcus Cousins

(14)/Patrick Patterson (10)/John Wall (10) at Mississippi State, 2/16/10

ASSISTS

8 Assists - Marquis Teague (8) vs. Chattanooga, 12/17/11

9 Assists - Brandon Knight (9) vs. South Carolina, 2/19/11

10 Assists - John Wall (11) vs. East Tennessee State, 3/18/10

11 Assists - John Wall (11) vs. East Tennessee State, 3/18/10

12 Assists - John Wall (16) vs. Hartford, 12/29/09

13 Assists - John Wall (16) vs. Hartford, 12/29/09

14 Assists - John Wall (16) vs. Hartford, 12/29/09

15 Assists - John Wall (16) vs. Hartford, 12/29/09

16 Assists - John Wall (16) vs. Hartford, 12/29/09

5+ Assists in Four Consecutive Games - John Wall (7) (2/27/10 to 3/27/10)

8+ Assists in Two Consecutive Games - John Wall (3) (3/13/10 to 3/18/10)

BLOCKS

4 Blocks - Anthony Davis (6) vs. Lamar, (12/28/11)

5 Blocks - Anthony Davis (6) vs. Lamar, (12/28/11)

6 Blocks - Anthony Davis (6) vs. Lamar, (12/28/11)

7 Blocks - Anthony Davis (8) vs. St. John's, (12/1/11)

8 Blocks - Anthony Davis (8) vs. St. John's, (12/1/11)

9 Blocks - Andre Riddick (9) vs. LSU (3/14/93)

STEALS

5 Steals - DeAndre Liggins (5) vs. Tennessee, 2/8/11

6 Steals - John Wall (6) vs. UConn, 12/9/09

7 Steals - Rajon Rondo (8) vs. Mississippi State, 2/19/05

8 Steals - Rajon Rondo (8) vs. Mississippi State, 2/19/05

MINUTES

Played every minute - Brandon Knight (40) vs. UConn, 4/2/11

Played over 40 minutes - Darius Miller (44)/Brandon Knight (43)/Josh Harrellson (42) at Arkansas, 2/23/11

Played over 50 minutes - Patrick Patterson (50) vs. Vanderbilt, 1/12/08

FOULS

Technical Foul - Terrence Jones vs. Old Dominion, 11/20/11

Fouled Out - M. Kidd-Gilchrist vs. Loyola, 12/22/11

Two Players Fouled Out - Doron Lamb/DeAndre Liggins at Tennessee, 3/6/11

Three Players Fouled Out - Doron Lamb/DeAndre Liggins/Darius Miller at Georgia, 1/8/11

Four Players Fouled Out - Terrence Jones, Josh Harrellson, Brandon Knight, Eloy Vargas, at UNC 12/4/10

TEAM

Scored 90 or More Points - 108 vs. Marist, 11/11/11 (W, 108-58)

Scored 90 or More Points (SEC Game) - 90 vs. vs. South Carolina, 2/19/11 (W, 90-59)

Scored 100 or More Points - 108 vs. Marist, 11/11/11 (W, 108-58)

Scored 100 or More Points (SEC Game) - 101 vs. Arkansas, 1/23/10 (W, 101-70)

Scored 110 or More Points - 115 vs. Tennessee State [NCAA First round], 12/30/02 (W, 115-87)

Scored 110 or More Points (SEC Game) - 120 vs. Vanderbilt, 2/7/96 (W, 120-81)

Scored 120 or More Points - 120 vs. Vanderbilt, 2/7/96 (W, 120-81)

Scored 120 or More Points (SEC Game) - 120 vs. Vanderbilt, 2/7/96 (W, 120-81)

Scored 130 or More Points - 143 vs. Georgia, 2/27/56 (W, 143-66)

Scored 140 or More Points - 143 vs. Georgia, 2/27/56 (W, 143-66)

Scored 150 or More Points - Never

Scored Less than 50 Points - 46 at Kansas, 1/7/06 (L, 73-46)

Allowed 90 or More Points - 92 by Sam Houston State, 11/19/09 (W, 102-92)

Allowed 90 or More Points (SEC Game) - 90 by Georgia, 3/4/09 (L, 90-85)

Allowed 100 or More Points - 111 by VMI, 11/14/08 (L, 111-103)

Allowed 100 or More Points (SEC Game) - 101 by Arkansas, 2/10/93 (L, 101-94)

Allowed Less Than 50 Points - 40 vs. Radford 11/23/11 (W, 88-40)

Allowed Less Than 50 Points (SEC) - 44 vs. LSU, 1/15/11 (W, 82-44)

Allowed 50% shooting - .577 by UConn, 11/24/10

Allowed 60% shooting - .640 by Florida, 3/4/07

Allowed 20% or less shooting - .200 by Central Arkansas, 11/6/07 (10-50)

Hit 10 3-pointers - 12 vs. Chattanooga, 12/17/11 (12-33)

Hit 11 3-pointers - 12 vs. Chattanooga, 12/17/11 (12-33)

Hit 12 3-pointers - 12 vs. Chattanooga, 12/17/11 (12-33)

Hit 13 3-pointers - 13 vs. ETSU, 11/12/10 (13-26)

Hit 14 3-pointers - 15 vs. ETSU [NCAA First round], 3/8/10 (15-33)

Hit 15 3-pointers - 15 vs. ETSU [NCAA First round], 3/8/10 (15-33)

Hit 16 3-pointers - 16 vs. UNC-Asheville, 12/23/96 (16-33)

Hit 17 3-pointers - 20 vs. LSU, 3/4/95 (20-35)

Hit 18 3-pointers - 20 vs. LSU, 3/4/95 (20-35)

Hit 19 3-pointers - 20 vs. LSU, 3/4/95 (20-35)

Hit 20 3-pointers - 20 vs. LSU, 3/4/95 (20-35)

Hit 21 3-pointers - 21 vs. North Carolina, 12/27/89 (21-48)

Hit 22 3-pointers - Never

Scored 100 Points in Two Consecutive Games - 103 vs. Wake Forest, 3/25/93 (W, 103-69) and 106 vs. Florida State, 3/27/93 (W, 106-81)

Scored 100 Points in Three Consecutive Games - 114

vs. Portland State 12/16/77 (W, 114-88), 102 vs. St. John's 12/17/77 (W, 102-72), and 104 vs. Iona 12/23/77 (W, 104-65)

Scored 100 Points in Consecutive SEC Games - 143 vs. Georgia 2/27/56 (W, 143-66) and 101 vs. Tennessee 3/3/56 (W, 101-77)

Won game by 50 points or more - 50 vs. Marist (W, 108-58) 11/11/11

Won game by 60 points or more - 62 vs. Vanderbilt (W, 106-44) 3/5/03

Won game by 70 points or more - 74 vs. Tennessee-Martin (W, 124-50) 11/26/94

Game decided by one point - at Indiana, 12/10/11 (L, 73-72)

Game decided by two points - vs. Ohio State [NCAA RS], 3/25/11 (W, 62-60)

Game decided by three points - vs. UConn 12/9/09 (W, 64-61)

Two consecutive games decided by one point - vs. North Carolina (W, 73-72) 12/3/11 and at Indiana (L, 73-72) 12/10/11

Three consecutive games decided by one point - Never

Two consecutive games decided by two points - at Ole Miss (L, 71-69) 2/1/11 and Florida (L, 70-68) 2/5/11

Came back from 18-point deficit for win - W, 72-70 vs. Miami Univ. (11/16/09); Trailed 36-18 (7:04 in 1st)

Came back from 19-point deficit for win - W, 80-77 vs. Florida (3/2/94); Trailed 33-14 (7:00 in 1st)

Came back from 20-point deficit for win - W, 99-95 at LSU (2/15/94); Trailed 68-37 (15:34 in 2nd)

Came back from 30-point deficit for win - W, 99-95 at LSU (2/15/94); Trailed 68-37 (15:34 in 2nd)

Came back from 31-point deficit for win - W, 99-95 at LSU (2/15/94); Trailed 68-37 (15:34 in 2nd)

Shot 90% or Better from Free Throw Line - 100.0 (18-18) vs. Austin Peay, 12/19/09

Shot 100% from Free Throw Line - 18-18 vs. Austin Peay (12/19/09)

Shot 50% or Less from Free Throw Line - .333 vs. UConn, 4/2/11 (11-22)

Attempted 40 FT - vs. Indiana (31-44) 12/11/10

Attempted five or less FT - vs. South Carolina (4) 1/21/06

Made 30 FT - 31 vs. Indiana (31-44) 12/11/10

Played an Overtime Game - at Arkansas, 2/23/11, (L, 77-76, ot)

Won an Overtime Game - vs. Mississippi State (SEC Tournament), 3/14/10 (W, 75-74, ot)

Played an SEC Overtime Game - at Arkansas, 2/23/11, (L, 77-76, ot)

Won an SEC Overtime Game - vs. Mississippi State (SEC Tournament), 3/14/10 (W, 75-74, ot)

Lost an Overtime Game - at Arkansas, 2/23/11, (L, 77-76, ot)

Lost an SEC Overtime Game - at Arkansas, 2/23/11, (L, 77-76, ot)

Played Two Overtimes - vs. Vanderbilt, 1/12/08 (W, 79-73, 2ot)

Played Three Overtimes - vs. Temple 12/7/57 (W, 85-83)

Played Four Overtimes - Never played four overtime game

Played consecutive games that went to overtime - 12/9/78 vs. Kansas (W, 67-66) and 12/16/78 vs. Indiana (L, 68-67)



Kentucky Basketball 2011-12
Kentucky Combined Team Statistics (as of Dec 28, 2011)
All games

RECORD:	OVERALL	HOME	AWAY	NEUTRAL
ALL GAMES	12-1	9-0	0-1	3-0
CONFERENCE	0-0	0-0	0-0	0-0
NON-CONFERENCE	12-1	9-0	0-1	3-0

#	Player	gp-gs	min	avg	Total		3-Point		F-Throw		Rebounds				pf	dq	a	to	blk	stl	pts	avg
					fg-fga	fg%	3fg-fga	3fg%	ft-fa	ft%	off	def	tot	avg								
20	Lamb, Doron	13-13	403	31.0	66-135	.489	27-55	.491	46-55	.836	10	39	49	3.8	22	0	27	11	2	8	205	15.8
14	Kidd-Gilchrist, M.	13-13	387	29.8	60-111	.541	7-20	.350	48-62	.774	31	58	89	6.8	32	1	28	30	14	17	175	13.5
03	Jones, Terrence	11-9	310	28.2	48-101	.475	8-17	.471	29-43	.674	21	47	68	6.2	22	0	18	24	23	12	133	12.1
23	Davis, Anthony	13-13	371	28.5	62-99	.626	0-4	.000	27-46	.587	39	94	133	10.2	29	1	13	14	58	18	151	11.6
25	Teague, Marquis	13-13	402	30.9	55-123	.447	10-30	.333	26-40	.650	8	23	31	2.4	31	0	58	41	6	19	146	11.2
01	Miller, Darius	13-4	337	25.9	51-104	.490	15-48	.313	20-28	.714	18	27	45	3.5	21	0	34	18	4	13	137	10.5
33	Wiltjer, Kyle	13-0	203	15.6	33-73	.452	12-34	.353	18-21	.857	13	23	36	2.8	19	0	8	11	8	3	96	7.4
30	Vargas, Eloy	13-0	115	8.8	9-22	.409	0-1	.000	3-9	.333	13	28	41	3.2	13	0	2	4	7	2	21	1.6
13	Malone, Sam	6-0	13	2.2	3-6	.500	0-0	.000	0-0	.000	0	2	2	0.3	0	0	1	4	0	0	6	1.0
32	Long, Brian	9-0	15	1.7	0-1	.000	0-0	.000	2-4	.500	1	1	2	0.2	0	0	0	0	0	0	2	0.2
05	Polson, Jarrod	8-0	26	3.3	0-2	.000	0-1	.000	1-4	.250	0	4	4	0.5	4	0	1	5	0	2	1	0.1
10	Beckham, Twany	4-0	18	4.5	0-0	.000	0-0	.000	0-0	.000	1	3	4	1.0	0	0	1	0	0	0	0	0.0
Team											14	14	28		1		2					
Total.....		13	2600		387-777	.498	79-210	.376	220-312	.705	169	363	532	40.9	194	2	191	164	122	94	1073	82.5
Opponents.....		13	2600		276-784	.352	75-239	.314	141-208	.678	169	273	442	34.0	254	4	142	190	38	76	768	59.1

TEAM STATISTICS	UK	OPP	Date	Opponent	Score	Att.
SCORING	1073	768	!	11/11/11	MARIST	w 108-58 22079
Points per game	82.5	59.1	#	11/15/11	vs KANSAS	w 75-65 19979
Scoring margin	+23.5	-	%	11/19/11	vs PENN STATE	w 85-47 4755
FIELD GOALS-ATT	387-777	276-784	%	11/20/11	vs OLD DOMINION	w 62-52 4128
Field goal pct	.498	.352	!	11/23/11	RADFORD	w 88-40 21302
3 POINT FG-ATT	79-210	75-239		11/26/11	PORTLAND	w 87-63 24179
3-point FG pct	.376	.314	&	12/1/11	ST. JOHNS UNIVERSITY	w 81-59 24119
3-pt FG made per game	6.1	5.8		12/3/11	NORTH CAROLINA	w 73-72 24398
FREE THROWS-ATT	220-312	141-208		12/10/11	at Indiana	L 72-73 17472
Free throw pct	.705	.678		12/17/11	CHATTANOOGA	w 87-62 23211
F-Throws made per game	16.9	10.8		12/20/11	SAMFORD	w 82-50 21984
REBOUNDS	532	442		12/22/11	LOYOLA	w 87-63 22774
Rebounds per game	40.9	34.0		12/28/11	LAMAR	w 86-64 24230
Rebounding margin	+6.9	-				
ASSISTS	191	142				
Assists per game	14.7	10.9		!	Hall of Fame Tip-Off (Lexington, Ky.);	
TURNOVERS	164	190		#	Champions Classic (New York, NY-Madison Square Garden);	
Turnovers per game	12.6	14.6		%	Hall of Fame Tip-off (Uncasville, Conn.-Mohegan Sun);	
Turnover margin	+2.0	-		&	HTC Big East/SEC Challenge (Lexington, Ky.);	
Assist/turnover ratio	1.2	0.7		*	Conference game	
STEALS	94	76				
Steals per game	7.2	5.8				
BLOCKS	122	38				
Blocks per game	9.4	2.9				
ATTENDANCE	208276	46334				
Home games-Avg/Game	9-23142	1-17472				
Neutral site-Avg/Game	-	3-9621				

Score by Periods	1st	2nd	Totals
Kentucky	506	567	1073
Opponents	351	417	768



Kentucky Basketball 2011-12
Kentucky Combined Team Statistics (as of Dec 28, 2011)
Last five

RECORD:	OVERALL	HOME	AWAY	NEUTRAL
ALL GAMES	4-1	4-0	0-1	0-0
CONFERENCE	0-0	0-0	0-0	0-0
NON-CONFERENCE	4-1	4-0	0-1	0-0

#	Player	gp-gs	min	avg	Total		3-Point		F-Throw		Rebounds				pf	dq	a	to	blk	stl	pts	avg
					fg-fga	fg%	3fg-fga	3fg%	ft-fa	ft%	off	def	tot	avg								
20	Lamb, Doron	5-5	160	32.0	29-57	.509	11-23	.478	21-27	.778	2	14	16	3.2	8	0	5	3	1	3	90	18.0
14	Kidd-Gilchrist, M.	5-5	152	30.4	27-42	.643	2-6	.333	22-27	.815	14	18	32	6.4	14	1	16	9	5	4	78	15.6
01	Miller, Darius	5-3	143	28.6	24-45	.533	9-25	.360	8-13	.615	4	14	18	3.6	9	0	9	8	0	5	65	13.0
25	Teague, Marquis	5-5	161	32.2	23-51	.451	3-11	.273	15-19	.789	4	7	11	2.2	12	0	25	18	2	5	64	12.8
23	Davis, Anthony	5-5	151	30.2	23-41	.561	0-1	.000	7-9	.778	16	44	60	12.0	11	0	4	2	22	7	53	10.6
33	Wiltjer, Kyle	5-0	88	17.6	13-27	.481	8-19	.421	11-12	.917	4	8	12	2.4	8	0	2	4	1	1	45	9.0
03	Jones, Terrence	3-2	65	21.7	6-16	.375	0-1	.000	1-4	.250	4	4	8	2.7	3	0	4	11	3	1	13	4.3
30	Vargas, Eloy	5-0	49	9.8	3-9	.333	0-0	.000	0-2	.000	6	6	12	2.4	5	0	1	2	1	1	6	1.2
32	Long, Brian	4-0	4	1.0	0-0	.000	0-0	.000	0-0	.000	0	0	0	0.0	0	0	0	0	0	0	0	0.0
05	Polson, Jarrod	4-0	6	1.5	0-1	.000	0-1	.000	0-2	.000	0	0	0	0.0	1	0	1	3	0	1	0	0.0
10	Beckham, Twany	4-0	18	4.5	0-0	.000	0-0	.000	0-0	.000	1	3	4	1.0	0	0	1	0	0	0	0	0.0
13	Malone, Sam	1-0	3	3.0	0-0	.000	0-0	.000	0-0	.000	0	0	0	0.0	0	0	0	2	0	0	0	0.0
Team											4	7	11		1		2					
Total.....		5	1000		148-289	.512	33-87	.379	85-115	.739	59	125	184	36.8	72	1	68	64	35	28	414	82.8
Opponents.....		5	1000		116-293	.396	27-85	.318	53-75	.707	56	98	154	30.8	93	2	58	71	8	34	312	62.4

TEAM STATISTICS	UK	OPP	Date	Opponent	Score	Att.
SCORING	414	312	12/10/11	at Indiana	L 72-73	17472
Points per game	82.8	62.4	12/17/11	CHATTANOOGA	w 87-62	23211
Scoring margin	+20.4	-	12/20/11	SAMFORD	w 82-50	21984
FIELD GOALS-ATT	148-289	116-293	12/22/11	LOYOLA	w 87-63	22774
Field goal pct	.512	.396	12/28/11	LAMAR	w 86-64	24230
3 POINT FG-ATT	33-87	27-85				
3-point FG pct	.379	.318				
3-pt FG made per game	6.6	5.4				
FREE THROWS-ATT	85-115	53-75				
Free throw pct	.739	.707				
F-Throws made per game	17.0	10.6				
REBOUNDS	184	154				
Rebounds per game	36.8	30.8				
Rebounding margin	+6.0	-				
ASSISTS	68	58				
Assists per game	13.6	11.6				
TURNOVERS	64	71				
Turnovers per game	12.8	14.2				
Turnover margin	+1.4	-				
Assist/turnover ratio	1.1	0.8				
STEALS	28	34				
Steals per game	5.6	6.8				
BLOCKS	35	8				
Blocks per game	7.0	1.6				
ATTENDANCE	92199	17472				
Home games-Avg/Game	4-23050	1-17472				
Neutral site-Avg/Game	-	0-0				

!-Hall of Fame Tip-Off (Lexington, Ky.);
 #-Champions Classic (New York, NY-Madison Square Garden);
 %-Hall of Fame Tip-off (Uncasville, Conn.-Mohegan Sun);
 &-HTC Big East/SEC Challenge (Lexington, Ky.);
 *-Conference game

Score by Periods	1st	2nd	Totals
Kentucky	202	212	414
Opponents	142	170	312



Kentucky Basketball 2011-12
Kentucky Team Game-by-Game (as of Dec 28, 2011)
All games

TEAM STATISTICS

Opponent	Date	Score		Total		3-Pointers		Free throws		Rebounds				pf	a	t/o	blk	stl	pts	avg
				fg-fga	pct	3fg-fga	pct	ft-fa	pct	off	def	tot	avg							
MARIST	11/11/11	108-58	W	46-75	.613	4-10	.400	12-15	.800	15	36	51	51.0	18	24	9	13	8	108	108.0
vs KANSAS	11/15/11	75-65	W	26-51	.510	7-15	.467	16-29	.552	8	26	34	42.5	20	14	19	13	5	75	91.5
vs PENN STATE	11/19/11	85-47	W	28-53	.528	10-20	.500	19-29	.655	10	35	45	43.3	16	19	10	8	7	85	89.3
vs OLD DOMINION	11/20/11	62-52	W	24-53	.453	4-13	.308	10-17	.588	13	30	43	43.2	17	10	21	9	7	62	82.5
RADFORD	11/23/11	88-40	W	31-62	.500	5-15	.333	21-24	.875	15	36	51	44.8	11	11	16	10	11	88	83.6
PORTLAND	11/26/11	87-63	W	28-62	.452	7-17	.412	24-35	.686	13	25	38	43.7	10	20	4	9	12	87	84.2
ST. JOHNS UNIVERSITY	12/1/11	81-59	W	28-69	.406	5-16	.313	20-30	.667	20	28	48	44.3	18	16	12	18	9	81	83.7
NORTH CAROLINA	12/3/11	73-72	W	28-63	.444	4-17	.235	13-18	.722	16	22	38	43.5	12	9	9	7	7	73	82.4
at Indiana	12/10/11	72-73	L	30-54	.556	2-7	.286	10-17	.588	10	20	30	42.0	13	9	17	7	10	72	81.2
CHATTANOOGA	12/17/11	87-62	W	33-68	.485	12-33	.364	9-14	.643	12	30	42	42.0	17	17	13	6	5	87	81.8
SAMFORD	12/20/11	82-50	W	31-62	.500	9-21	.429	11-14	.786	16	22	38	41.6	12	13	7	7	7	82	81.8
LOYOLA	12/22/11	87-63	W	28-52	.538	3-12	.250	28-37	.757	11	27	38	41.3	17	14	10	5	2	87	82.2
LAMAR	12/28/11	86-64	W	26-53	.491	7-14	.500	27-33	.818	10	26	36	40.9	13	15	17	10	4	86	82.5
Kentucky		1073		387-777	.498	79-210	.376	220-312	.705	169	363	532	40.9	194	191	164	122	94	1073	82.5
Opponents		768		276-784	.352	75-239	.314	141-208	.678	169	273	442	34.0	254	142	190	38	76	768	59.1

Games played: 13
Points/game: 82.5
FG Pct: 49.8
3FG Pct: 37.6
FT Pct: 70.5

Rebounds/game: 40.9
Assists/game: 14.7
Turnovers/game: 12.6
Assist/turnover ratio: 1.2
Steals/game: 7.2
Blocks/game: 9.4



Kentucky Basketball 2011-12
Kentucky Opponent Game-by-Game (as of Dec 28, 2011)
All games

OPPONENT STATISTICS

Opponent	Date	Score		Total		3-Pointers		Free throws		Rebounds				pf	a	t/o	blk	stl	pts	avg
				fg-fga	pct	3fg-fga	pct	ft-fta	pct	off	def	tot	avg							
MARIST	11/11/11	108-58	W	20-63	.317	6-18	.333	12-23	.522	13	16	29	29.0	15	10	14	4	2	58	58.0
vs KANSAS	11/15/11	75-65	W	20-59	.339	4-15	.267	21-27	.778	14	25	39	34.0	25	9	14	5	10	65	61.5
vs PENN STATE	11/19/11	85-47	W	18-67	.269	7-27	.259	4-12	.333	18	21	39	35.7	22	9	12	3	4	47	56.7
vs OLD DOMINION	11/20/11	62-52	W	18-56	.321	5-15	.333	11-17	.647	11	22	33	35.0	19	8	12	2	9	52	55.5
RADFORD	11/23/11	88-40	W	17-65	.262	2-25	.080	4-5	.800	12	18	30	34.0	20	8	18	2	8	40	52.4
PORTLAND	11/26/11	87-63	W	23-61	.377	11-23	.478	6-8	.750	13	26	39	34.8	24	14	17	2	1	63	54.2
ST. JOHNS UNIVERSITY	12/1/11	81-59	W	19-60	.317	2-13	.154	19-27	.704	17	26	43	36.0	20	9	19	6	6	59	54.9
NORTH CAROLINA	12/3/11	73-72	W	25-60	.417	11-18	.611	11-14	.786	15	21	36	36.0	16	17	13	6	2	72	57.0
at Indiana	12/10/11	72-73	L	25-58	.431	9-15	.600	14-17	.824	14	16	30	35.3	16	12	18	2	7	73	58.8
CHATTANOOGA	12/17/11	87-62	W	21-63	.333	8-27	.296	12-17	.706	11	25	36	35.4	17	13	15	0	7	62	59.1
SAMFORD	12/20/11	82-50	W	20-46	.435	3-16	.188	7-10	.700	5	17	22	34.2	14	12	14	0	4	50	58.3
LOYOLA	12/22/11	87-63	W	25-61	.410	5-15	.333	8-16	.500	12	18	30	33.8	25	12	9	1	4	63	58.7
LAMAR	12/28/11	86-64	W	25-65	.385	2-12	.167	12-15	.800	14	22	36	34.0	21	9	15	5	12	64	59.1
Opponents		768		276-784	.352	75-239	.314	141-208	.678	169	273	442	34.0	254	142	190	38	76	768	59.1
Kentucky		1073		387-777	.498	79-210	.376	220-312	.705	169	363	532	40.9	194	191	164	122	94	1073	82.5

Games played: 13
Points/game: 59.1
FG Pct: 35.2
3FG Pct: 31.4
FT Pct: 67.8

Rebounds/game: 34.0
Assists/game: 10.9
Turnovers/game: 14.6
Assist/turnover ratio: 0.7
Steals/game: 5.8
Blocks/game: 2.9



Kentucky Basketball 2011-12
 Kentucky Team Game-by-Game Comparison (as of Dec 28, 2011)
All games

Opponent	1st	2nd	Score	Mar	Total FG	FG Pct	3-Pointers	3FG Pct	Free Throws	FT Pct	Rebounds	Assist	T/Over	Block	Steal	Fouls
MARIST	45/36	63/22	108-58	+50	46-75/20-63	.613/.317	4-10/6-18	.400/.333	12-15/12-23	.800/.522	51/29 +22	24/10	9/14	13/4	8/2	18/15
KANSAS	28/28	47/37	75-65	+10	26-51/20-59	.510/.339	7-15/4-15	.467/.267	16-29/21-27	.552/.778	34/39 (5)	14/9	19/14	13/5	5/10	20/25
PENN STATE	47/15	38/32	85-47	+38	28-53/18-67	.528/.269	10-20/7-27	.500/.259	19-29/4-12	.655/.333	45/39 +6	19/9	10/12	8/3	7/4	16/22
OLD DOMINION	32/27	30/25	62-52	+10	24-53/18-56	.453/.321	4-13/5-15	.308/.333	10-17/11-17	.588/.647	43/33 +10	10/8	21/12	9/2	7/9	17/19
RADFORD	45/14	43/26	88-40	+48	31-62/17-65	.500/.262	5-15/2-25	.333/.080	21-24/4-5	.875/.800	51/30 +21	11/8	16/18	10/2	11/8	11/20
PORTLAND	38/26	49/37	87-63	+24	28-62/23-61	.452/.377	7-17/11-23	.412/.478	24-35/6-8	.686/.750	38/39 (1)	20/14	4/17	9/2	12/1	10/24
ST. JOHNS UNIVERSITY	31/20	50/39	81-59	+22	28-69/19-60	.406/.317	5-16/2-13	.313/.154	20-30/19-27	.667/.704	48/43 +5	16/9	12/19	18/6	9/6	18/20
NORTH CAROLINA	38/43	35/29	73-72	+1	28-63/25-60	.444/.417	4-17/11-18	.235/.611	13-18/11-14	.722/.786	38/36 +2	9/17	9/13	7/6	7/2	12/16
Indiana	29/30	43/43	72-73	(1)	30-54/25-58	.556/.431	2-7/9-15	.286/.600	10-17/14-17	.588/.824	30/30 -	9/12	17/18	7/2	10/7	13/16
CHATTANOOGA	39/23	48/39	87-62	+25	33-68/21-63	.485/.333	12-33/8-27	.364/.296	9-14/12-17	.643/.706	42/36 +6	17/13	13/15	6/0	5/7	17/17
SAMFORD	45/22	37/28	82-50	+32	31-62/20-46	.500/.435	9-21/3-16	.429/.188	11-14/7-10	.786/.700	38/22 +16	13/12	7/14	7/0	7/4	12/14
LOYOLA	45/39	42/24	87-63	+24	28-52/25-61	.538/.410	3-12/5-15	.250/.333	28-37/8-16	.757/.500	38/30 +8	14/12	10/9	5/1	2/4	17/25
LAMAR	44/28	42/36	86-64	+22	26-53/25-65	.491/.385	7-14/2-12	.500/.167	27-33/12-15	.818/.800	36/36 -	15/9	17/15	10/5	4/12	13/21

Note: Game totals are displayed in the format TEAM/OPPONENT for each category



Kentucky Basketball 2011-12
 Kentucky Team Game-by-Game Comparison (as of Dec 28, 2011)
All games -- 1st half only

Opponent	1st	2nd	Score	Mar	Total FG	FG Pct	3-Pointers	3FG Pct	Free Throws	FT Pct	Rebounds	Assist	T/Over	Block	Steal	Fouls
MARIST	45/36	63/22	108-58	+50	19-34/14-28	.559/.500	2-6/5-8	.333/.625	5-5/3-6	1000/.500	20/11 +9	9/6	5/6	3/2	3/1	7/7
KANSAS	28/28	47/37	75-65	+10	10-26/11-27	.385/.407	1-6/3-8	.167/.375	7-12/3-6	.583/.500	18/16 +2	4/6	12/10	5/3	4/5	6/11
PENN STATE	47/15	38/32	85-47	+38	15-28/6-37	.536/.162	6-10/1-15	.600/.067	11-15/2-9	.733/.222	25/26 (1)	9/2	4/6	4/2	3/0	9/10
OLD DOMINION	32/27	30/25	62-52	+10	13-25/11-32	.520/.344	3-7/3-10	.429/.300	3-4/2-4	.750/.500	20/15 +5	7/4	12/6	6/1	3/6	5/7
RADFORD	45/14	43/26	88-40	+48	18-40/6-34	.450/.176	2-7/0-13	.286/.000	7-7/2-2	1000/1000	29/20 +9	6/2	6/11	5/2	7/3	6/8
PORTLAND	38/26	49/37	87-63	+24	14-29/9-30	.483/.300	3-8/6-12	.375/.500	7-9/2-2	.778/1000	16/21 (5)	11/6	1/8	7/2	5/0	4/8
ST. JOHNS UNIVERSITY	31/20	50/39	81-59	+22	13-31/8-27	.419/.296	2-9/0-7	.222/.000	3-7/4-6	.429/.667	22/18 +4	6/3	8/11	10/0	5/3	6/8
NORTH CAROLINA	38/43	35/29	73-72	+1	14-38/15-31	.368/.484	2-9/6-9	.222/.667	8-12/7-8	.667/.875	23/19 +4	4/9	4/7	1/5	3/0	7/8
Indiana	29/30	43/43	72-73	(1)	13-29/9-24	.448/.375	2-6/2-6	.333/.333	1-4/10-12	.250/.833	18/14 +4	7/5	13/11	4/1	7/6	9/6
CHATTANOOGA	39/23	48/39	87-62	+25	17-38/8-32	.447/.250	4-16/2-11	.250/.182	1-2/5-7	.500/.714	25/19 +6	8/4	8/9	4/0	3/5	7/6
SAMFORD	45/22	37/28	82-50	+32	18-32/9-22	.563/.409	4-10/1-11	.400/.091	5-7/3-4	.714/.750	20/9 +11	5/5	4/8	2/0	5/3	6/7
LOYOLA	45/39	42/24	87-63	+24	14-30/15-34	.467/.441	0-6/4-10	.000/.400	17-22/5-8	.773/.625	20/18 +2	6/5	5/5	3/1	1/2	9/15
LAMAR	44/28	42/36	86-64	+22	13-28/9-32	.464/.281	4-9/0-7	.444/.000	14-17/10-10	.824/1000	19/21 (2)	7/3	7/9	6/2	1/6	7/10

Note: Game totals are displayed in the format TEAM/OPPONENT for each category



Kentucky Basketball 2011-12
 Kentucky Team Game-by-Game Comparison (as of Dec 28, 2011)
All games -- 2nd half only

Opponent	1st	2nd	Score	Mar	Total FG	FG Pct	3-Pointers	3FG Pct	Free Throws	FT Pct	Rebounds	Assist	T/Over	Block	Steal	Fouls
MARIST	45/36	63/22	108-58	+50	27-41/6-35	.659/.171	2-4/1-10	.500/.100	7-10/9-17	.700/.529	31/18 +13	15/4	4/8	10/2	5/1	11/8
KANSAS	28/28	47/37	75-65	+10	16-25/9-32	.640/.281	6-9/1-7	.667/.143	9-17/18-21	.529/.857	16/23 (7)	10/3	7/4	8/2	1/5	14/14
PENN STATE	47/15	38/32	85-47	+38	13-25/12-30	.520/.400	4-10/6-12	.400/.500	8-14/2-3	.571/.667	20/13 +7	10/7	6/6	4/1	4/4	7/12
OLD DOMINION	32/27	30/25	62-52	+10	11-28/7-24	.393/.292	1-6/2-5	.167/.400	7-13/9-13	.538/.692	23/18 +5	3/4	9/6	3/1	4/3	12/12
RADFORD	45/14	43/26	88-40	+48	13-22/11-31	.591/.355	3-8/2-12	.375/.167	14-17/2-3	.824/.667	22/10 +12	5/6	10/7	5/0	4/5	5/12
PORTLAND	38/26	49/37	87-63	+24	14-33/14-31	.424/.452	4-9/5-11	.444/.455	17-26/4-6	.654/.667	22/18 +4	9/8	3/9	2/0	7/1	6/16
ST. JOHNS UNIVERSITY	31/20	50/39	81-59	+22	15-38/11-33	.395/.333	3-7/2-6	.429/.333	17-23/15-21	.739/.714	26/25 +1	10/6	4/8	8/6	4/3	12/12
NORTH CAROLINA	38/43	35/29	73-72	+1	14-25/10-29	.560/.345	2-8/5-9	.250/.556	5-6/4-6	.833/.667	15/17 (2)	5/8	5/6	6/1	4/2	5/8
Indiana	29/30	43/43	72-73	(1)	17-25/16-34	.680/.471	0-1/7-9	.000/.778	9-13/4-5	.692/.800	12/16 (4)	2/7	4/7	3/1	3/1	4/10
CHATTANOOGA	39/23	48/39	87-62	+25	16-30/13-31	.533/.419	8-17/6-16	.471/.375	8-12/7-10	.667/.700	17/17 -	9/9	5/6	2/0	2/2	10/11
SAMFORD	45/22	37/28	82-50	+32	13-30/11-24	.433/.458	5-11/2-5	.455/.400	6-7/4-6	.857/.667	18/13 +5	8/7	3/6	5/0	2/1	6/7
LOYOLA	45/39	42/24	87-63	+24	14-22/10-27	.636/.370	3-6/1-5	.500/.200	11-15/3-8	.733/.375	18/12 +6	8/7	5/4	2/0	1/2	8/10
LAMAR	44/28	42/36	86-64	+22	13-25/16-33	.520/.485	3-5/2-5	.600/.400	13-16/2-5	.813/.400	17/15 +2	8/6	10/6	4/3	3/6	6/11

Note: Game totals are displayed in the format TEAM/OPPONENT for each category



Kentucky Basketball 2011-12
Kentucky Individual Game-by-Game (as of Dec 28, 2011)
All games

#01 Miller, Darius

Opponent	Date	gs	min	Total		3-Pointers		Free throws		Rebounds				pf	a	t/o	blk	stl	pts	avg	
				fg-fga	pct	3fg-fga	pct	ft-fa	pct	off	def	tot	avg								
MARIST	11/11/11	*	28	4-6	.667	0-1	.000	0-0	.000	2	1	3	3.0	2	5	1	2	2	8	8.0	
vs KANSAS	11/15/11		20	2-5	.400	1-3	.333	0-1	.000	2	2	4	3.5	1	4	2	0	0	5	6.5	
vs PENN STATE	11/19/11		24	0-3	.000	0-1	.000	0-0	.000	1	3	4	3.7	2	4	1	0	1	0	4.3	
vs OLD DOMINION	11/20/11		28	4-8	.500	0-3	.000	5-5	1.000	2	2	4	3.8	1	5	3	0	1	13	6.5	
RADFORD	11/23/11		21	2-8	.250	0-3	.000	2-2	1.000	1	1	2	3.4	2	0	0	0	3	6	6.4	
PORTLAND	11/26/11		23	7-11	.636	4-5	.800	1-2	.500	3	2	5	3.7	0	1	1	1	0	19	8.5	
ST. JOHNS UNIVERSITY	12/1/11		27	4-10	.400	0-5	.000	1-1	1.000	2	2	4	3.7	2	6	1	1	0	9	8.6	
NORTH CAROLINA	12/3/11		23	4-8	.500	1-2	.500	3-4	.750	1	0	1	3.4	2	0	1	0	1	12	9.0	
at Indiana	12/10/11		26	4-8	.500	0-3	.000	0-0	.000	0	2	2	3.2	3	0	2	0	0	8	8.9	
CHATTANOOGA	12/17/11		25	4-9	.444	2-7	.286	2-4	.500	0	3	3	3.2	1	0	1	0	1	12	9.2	
SAMFORD	12/20/11	*	31	6-10	.600	3-6	.500	2-2	1.000	2	0	2	3.1	1	5	0	0	2	17	9.9	
LOYOLA	12/22/11	*	30	6-11	.545	0-3	.000	1-3	.333	1	4	5	3.3	1	3	2	0	1	13	10.2	
LAMAR	12/28/11	*	31	4-7	.571	4-6	.667	3-4	.750	1	5	6	3.5	3	1	3	0	1	15	10.5	
Totals			4	337	51-104	.490	15-48	.313	20-28	.714	18	27	45	3.5	21	34	18	4	13	137	10.5

Games played: 13
 Minutes/game: 25.9
 Points/game: 10.5
 FG Pct: 49.0
 3FG Pct: 31.3
 FT Pct: 71.4

Rebounds/game: 3.5
 Assists/game: 2.6
 Turnovers/game: 1.4
 Assist/turnover ratio: 1.9
 Steals/game: 1.0
 Blocks/game: 0.3

#03 Jones, Terrence

Opponent	Date	gs	min	Total		3-Pointers		Free throws		Rebounds				pf	a	t/o	blk	stl	pts	avg	
				fg-fga	pct	3fg-fga	pct	ft-fa	pct	off	def	tot	avg								
MARIST	11/11/11		25	3-7	.429	1-1	1.000	1-2	.500	2	7	9	9.0	1	2	0	1	0	8	8.0	
vs KANSAS	11/15/11	*	35	6-11	.545	1-2	.500	2-2	1.000	2	5	7	8.0	4	2	2	3	1	15	11.5	
vs PENN STATE	11/19/11	*	24	6-8	.750	1-2	.500	2-4	.500	1	8	9	8.3	2	5	1	0	1	15	12.7	
vs OLD DOMINION	11/20/11	*	35	3-9	.333	0-0	.000	0-0	.000	0	7	7	8.0	2	0	2	4	1	6	11.0	
RADFORD	11/23/11	*	28	6-13	.462	1-2	.500	4-6	.667	2	6	8	8.0	1	1	4	3	0	17	12.2	
PORTLAND	11/26/11	*	31	6-11	.545	2-2	1.000	5-6	.833	2	2	4	7.3	3	3	0	2	2	19	13.3	
ST. JOHNS UNIVERSITY	12/1/11	*	32	7-12	.583	1-2	.500	11-16	.688	4	5	9	7.6	4	0	3	4	4	26	15.1	
NORTH CAROLINA	12/3/11	*	35	5-14	.357	1-5	.200	3-3	1.000	4	3	7	7.5	2	1	1	3	2	14	15.0	
at Indiana	12/10/11	*	28	2-3	.667	0-0	.000	0-2	.000	0	1	1	6.8	0	1	6	2	1	4	13.8	
CHATTANOOGA	12/17/11	*	10	0-3	.000	0-1	.000	0-0	.000	0	1	1	6.2	1	1	2	0	0	0	12.4	
LAMAR	12/28/11		27	4-10	.400	0-0	.000	1-2	.500	4	2	6	6.2	2	2	3	1	0	9	12.1	
Totals			9	310	48-101	.475	8-17	.471	29-43	.674	21	47	68	6.2	22	18	24	23	12	133	12.1

Games played: 11
 Minutes/game: 28.2
 Points/game: 12.1
 FG Pct: 47.5
 3FG Pct: 47.1
 FT Pct: 67.4

Rebounds/game: 6.2
 Assists/game: 1.6
 Turnovers/game: 2.2
 Assist/turnover ratio: 0.8
 Steals/game: 1.1
 Blocks/game: 2.1



Kentucky Basketball 2011-12
Kentucky Individual Game-by-Game (as of Dec 28, 2011)
All games

#05 Polson, Jarrod

Opponent	Date	gs	min	Total		3-Pointers		Free throws		Rebounds				pf	a	t/o	blk	stl	pts	avg	
				fg-fga	pct	3fg-fga	pct	ft-fa	pct	off	def	tot	avg								
MARIST	11/11/11		5	0-0	.000	0-0	.000	0-0	.000	0	0	0	0.0	2	0	0	0	0	0	0.0	
vs PENN STATE	11/19/11		10	0-1	.000	0-0	.000	1-2	.500	0	3	3	1.5	0	0	1	0	0	1	0.5	
RADFORD	11/23/11		4	0-0	.000	0-0	.000	0-0	.000	0	1	1	1.3	1	0	0	0	0	0	0.3	
PORTLAND	11/26/11		1	0-0	.000	0-0	.000	0-0	.000	0	0	0	1.0	0	0	1	0	1	0	0.3	
CHATTANOOGA	12/17/11		2	0-1	.000	0-1	.000	0-2	.000	0	0	0	0.8	1	0	1	0	0	0	0.2	
SAMFORD	12/20/11		2	0-0	.000	0-0	.000	0-0	.000	0	0	0	0.7	0	0	0	0	0	0	0.2	
LOYOLA	12/22/11		1	0-0	.000	0-0	.000	0-0	.000	0	0	0	0.6	0	1	0	0	0	0	0.1	
LAMAR	12/28/11		1	0-0	.000	0-0	.000	0-0	.000	0	0	0	0.5	0	0	2	0	1	0	0.1	
Totals			0	26	0-2	.000	0-1	.000	1-4	.250	0	4	4	0.5	4	1	5	0	2	1	0.1

Games played: 8
 Minutes/game: 3.3
 Points/game: 0.1
 FG Pct: 0.0
 3FG Pct: 0.0
 FT Pct: 25.0

Rebounds/game: 0.5
 Assists/game: 0.1
 Turnovers/game: 0.6
 Assist/turnover ratio: 0.2
 Steals/game: 0.3

#10 Beckham, Twany

Opponent	Date	gs	min	Total		3-Pointers		Free throws		Rebounds				pf	a	t/o	blk	stl	pts	avg	
				fg-fga	pct	3fg-fga	pct	ft-fa	pct	off	def	tot	avg								
CHATTANOOGA	12/17/11		3	0-0	.000	0-0	.000	0-0	.000	0	0	0	0.0	0	0	0	0	0	0	0.0	
SAMFORD	12/20/11		7	0-0	.000	0-0	.000	0-0	.000	1	2	3	1.5	0	1	0	0	0	0	0.0	
LOYOLA	12/22/11		7	0-0	.000	0-0	.000	0-0	.000	0	1	1	1.3	0	0	0	0	0	0	0.0	
LAMAR	12/28/11		1	0-0	.000	0-0	.000	0-0	.000	0	0	0	1.0	0	0	0	0	0	0	0.0	
Totals			0	18	0-0	.000	0-0	.000	0-0	.000	1	3	4	1.0	0	1	0	0	0	0	0.0

Games played: 4
 Minutes/game: 4.5

Rebounds/game: 1.0
 Assists/game: 0.3
 Assist/turnover ratio: 99.9

#13 Malone, Sam

Opponent	Date	gs	min	Total		3-Pointers		Free throws		Rebounds				pf	a	t/o	blk	stl	pts	avg
				fg-fga	pct	3fg-fga	pct	ft-fa	pct	off	def	tot	avg							
MARIST	11/11/11		1	2-2	1.000	0-0	.000	0-0	.000	0	0	0	0.0	0	0	0	0	0	4	4.0
vs PENN STATE	11/19/11		4	0-1	.000	0-0	.000	0-0	.000	0	0	0	0.0	0	0	0	0	0	0	2.0
RADFORD	11/23/11		2	1-2	.500	0-0	.000	0-0	.000	0	2	2	0.7	0	0	1	0	0	2	2.0
PORTLAND	11/26/11		1	0-0	.000	0-0	.000	0-0	.000	0	0	0	0.5	0	0	0	0	0	0	1.5
ST. JOHNS UNIVERSITY	12/1/11		2	0-1	.000	0-0	.000	0-0	.000	0	0	0	0.4	0	1	1	0	0	0	1.2
CHATTANOOGA	12/17/11		3	0-0	.000	0-0	.000	0-0	.000	0	0	0	0.3	0	0	2	0	0	0	1.0
Totals			0	13	3-6	.500	0-0	.000	0-0	.000	0	2	2	0.3	0	1	4	0	6	1.0

Games played: 6
 Minutes/game: 2.2
 Points/game: 1.0
 FG Pct: 50.0

Rebounds/game: 0.3
 Assists/game: 0.2
 Turnovers/game: 0.7
 Assist/turnover ratio: 0.3



Kentucky Basketball 2011-12
Kentucky Individual Game-by-Game (as of Dec 28, 2011)
All games

#14 Kidd-Gilchrist, M.

Opponent	Date	gs	min	Total		3-Pointers		Free throws		Rebounds				pf	a	t/o	blk	stl	pts	avg	
				fg-fga	pct	3fg-fga	pct	ft-fa	pct	off	def	tot	avg								
MARIST	11/11/11	*	28	5-9	.556	0-0	.000	5-5	1.000	1	6	7	7.0	1	1	2	2	2	15	15.0	
vs KANSAS	11/15/11	*	35	4-9	.444	1-3	.333	3-5	.600	1	8	9	8.0	3	4	5	3	1	12	13.5	
vs PENN STATE	11/19/11	*	19	4-5	.800	1-2	.500	0-0	.000	1	2	3	6.3	3	0	1	1	2	9	12.0	
vs OLD DOMINION	11/20/11	*	34	6-13	.462	1-2	.500	0-2	.000	3	6	9	7.0	4	2	5	0	1	13	12.3	
RADFORD	11/23/11	*	31	3-8	.375	1-3	.333	8-8	1.000	2	7	9	7.4	0	0	2	0	3	15	12.8	
PORTLAND	11/26/11	*	33	4-8	.500	0-2	.000	3-6	.500	5	2	7	7.3	1	3	2	2	2	11	12.5	
ST. JOHNS UNIVERSITY	12/1/11	*	22	1-7	.143	1-1	1.000	2-2	1.000	0	2	2	6.6	4	1	3	0	1	5	11.4	
NORTH CAROLINA	12/3/11	*	33	6-10	.600	0-1	.000	5-7	.714	4	7	11	7.1	2	1	1	1	1	17	12.1	
at Indiana	12/10/11	*	38	9-12	.750	0-0	.000	0-0	.000	4	5	9	7.3	1	0	2	1	2	18	12.8	
CHATTANOOGA	12/17/11	*	34	4-7	.571	2-3	.667	7-8	.875	4	4	8	7.4	3	6	3	1	1	17	13.2	
SAMFORD	12/20/11	*	27	5-11	.455	0-2	.000	0-0	.000	2	0	2	6.9	3	2	1	2	0	10	12.9	
LOYOLA	12/22/11	*	27	4-6	.667	0-1	.000	7-9	.778	3	4	7	6.9	5	4	2	0	0	15	13.1	
LAMAR	12/28/11	*	26	5-6	.833	0-0	.000	8-10	.800	1	5	6	6.8	2	4	1	1	1	18	13.5	
Totals			13	387	60-111	.541	7-20	.350	48-62	.774	31	58	89	6.8	32	28	30	14	17	175	13.5

Games played: 13
 Minutes/game: 29.8
 Points/game: 13.5
 FG Pct: 54.1
 3FG Pct: 35.0
 FT Pct: 77.4

Rebounds/game: 6.8
 Assists/game: 2.2
 Turnovers/game: 2.3
 Assist/turnover ratio: 0.9
 Steals/game: 1.3
 Blocks/game: 1.1

#20 Lamb, Doron

Opponent	Date	gs	min	Total		3-Pointers		Free throws		Rebounds				pf	a	t/o	blk	stl	pts	avg	
				fg-fga	pct	3fg-fga	pct	ft-fa	pct	off	def	tot	avg								
MARIST	11/11/11	*	29	6-12	.500	3-5	.600	0-0	.000	2	3	5	5.0	3	8	0	0	1	15	15.0	
vs KANSAS	11/15/11	*	34	4-8	.500	3-5	.600	6-8	.750	2	2	4	4.5	2	1	1	0	1	17	16.0	
vs PENN STATE	11/19/11	*	28	8-13	.615	3-6	.500	7-7	1.000	1	3	4	4.3	1	2	1	0	1	26	19.3	
vs OLD DOMINION	11/20/11	*	34	2-7	.286	2-5	.400	2-3	.667	0	3	3	4.0	1	0	0	0	0	8	16.5	
RADFORD	11/23/11	*	22	4-9	.444	1-3	.333	1-1	1.000	0	5	5	4.2	2	2	1	0	0	10	15.2	
PORTLAND	11/26/11	*	27	1-6	.167	0-2	.000	7-7	1.000	0	4	4	4.2	2	4	0	0	1	9	14.2	
ST. JOHNS UNIVERSITY	12/1/11	*	35	6-11	.545	2-3	.667	2-2	1.000	1	3	4	4.1	1	3	1	1	0	16	14.4	
NORTH CAROLINA	12/3/11	*	34	6-12	.500	2-3	.667	0-0	.000	2	2	4	4.1	2	2	4	0	1	14	14.4	
at Indiana	12/10/11	*	36	5-14	.357	2-3	.667	7-11	.636	1	0	1	3.8	2	1	1	1	2	19	14.9	
CHATTANOOGA	12/17/11	*	30	10-17	.588	4-9	.444	0-0	.000	0	6	6	4.0	2	0	0	0	0	24	15.8	
SAMFORD	12/20/11	*	31	8-12	.667	4-6	.667	6-7	.857	0	6	6	4.2	1	0	1	0	1	26	16.7	
LOYOLA	12/22/11	*	31	3-5	.600	0-2	.000	3-3	1.000	1	1	2	4.0	2	2	1	0	0	9	16.1	
LAMAR	12/28/11	*	32	3-9	.333	1-3	.333	5-6	.833	0	1	1	3.8	1	2	0	0	0	12	15.8	
Totals			13	403	66-135	.489	27-55	.491	46-55	.836	10	39	49	3.8	22	27	11	2	8	205	15.8

Games played: 13
 Minutes/game: 31.0
 Points/game: 15.8
 FG Pct: 48.9
 3FG Pct: 49.1
 FT Pct: 83.6

Rebounds/game: 3.8
 Assists/game: 2.1
 Turnovers/game: 0.8
 Assist/turnover ratio: 2.5
 Steals/game: 0.6
 Blocks/game: 0.2



Kentucky Basketball 2011-12
Kentucky Individual Game-by-Game (as of Dec 28, 2011)
All games

#23 Davis, Anthony

Opponent	Date	gs	min	Total		3-Pointers		Free throws		Rebounds				pf	a	t/o	blk	stl	pts	avg	
				fg-fga	pct	3fg-fga	pct	ft-fa	pct	off	def	tot	avg								
MARIST	11/11/11	*	23	10-13	.769	0-0	.000	3-3	1.000	3	7	10	10.0	2	3	2	5	0	23	23.0	
vs KANSAS	11/15/11	*	33	6-8	.750	0-1	.000	2-6	.333	1	5	6	8.0	4	0	3	7	2	14	18.5	
vs PENN STATE	11/19/11	*	23	1-2	.500	0-0	.000	1-4	.250	2	4	6	7.3	1	2	0	3	0	3	13.3	
vs OLD DOMINION	11/20/11	*	20	4-6	.667	0-0	.000	3-5	.600	4	5	9	7.8	5	1	3	3	2	11	12.8	
RADFORD	11/23/11	*	25	4-4	1.000	0-0	.000	4-4	1.000	2	4	6	7.4	1	1	2	4	1	12	12.6	
PORTLAND	11/26/11	*	30	5-9	.556	0-0	.000	3-8	.375	2	10	12	8.2	0	1	0	4	2	13	12.7	
ST. JOHNS UNIVERSITY	12/1/11	*	32	6-10	.600	0-0	.000	3-6	.500	7	8	15	9.1	3	0	1	8	2	15	13.0	
NORTH CAROLINA	12/3/11	*	34	3-6	.500	0-2	.000	1-1	1.000	2	7	9	9.1	2	1	1	2	2	7	12.3	
at Indiana	12/10/11	*	24	3-4	.750	0-0	.000	0-1	.000	2	7	9	9.1	4	1	1	3	3	6	11.6	
CHATTANOOGA	12/17/11	*	30	7-11	.636	0-0	.000	0-0	.000	5	13	18	10.0	2	1	1	5	1	14	11.8	
SAMFORD	12/20/11	*	29	3-7	.429	0-1	.000	2-2	1.000	4	5	9	9.9	2	0	0	5	3	8	11.5	
LOYOLA	12/22/11	*	34	5-9	.556	0-0	.000	5-6	.833	2	9	11	10.0	1	0	0	3	0	15	11.8	
LAMAR	12/28/11	*	34	5-10	.500	0-0	.000	0-0	.000	3	10	13	10.2	2	2	0	6	0	10	11.6	
Totals			13	371	62-99	.626	0-4	.000	27-46	.587	39	94	133	10.2	29	13	14	58	18	151	11.6

Games played: 13
 Minutes/game: 28.5
 Points/game: 11.6
 FG Pct: 62.6
 3FG Pct: 0.0
 FT Pct: 58.7

Rebounds/game: 10.2
 Assists/game: 1.0
 Turnovers/game: 1.1
 Assist/turnover ratio: 0.9
 Steals/game: 1.4
 Blocks/game: 4.5

#25 Teague, Marquis

Opponent	Date	gs	min	Total		3-Pointers		Free throws		Rebounds				pf	a	t/o	blk	stl	pts	avg	
				fg-fga	pct	3fg-fga	pct	ft-fa	pct	off	def	tot	avg								
MARIST	11/11/11	*	27	7-12	.583	0-1	.000	2-3	.667	2	2	4	4.0	4	4	3	0	3	16	16.0	
vs KANSAS	11/15/11	*	33	4-9	.444	1-1	1.000	3-7	.429	0	2	2	3.0	4	3	6	0	0	12	14.0	
vs PENN STATE	11/19/11	*	23	3-6	.500	3-3	1.000	0-0	.000	0	1	1	2.3	3	2	3	2	1	9	12.3	
vs OLD DOMINION	11/20/11	*	32	3-5	.600	0-1	.000	0-1	.000	1	1	2	2.3	1	2	6	0	2	6	10.8	
RADFORD	11/23/11	*	31	6-8	.750	1-2	.500	0-0	.000	0	3	3	2.4	2	5	2	1	2	13	11.2	
PORTLAND	11/26/11	*	34	4-12	.333	1-4	.250	5-6	.833	0	1	1	2.2	1	8	0	0	4	14	11.7	
ST. JOHNS UNIVERSITY	12/1/11	*	31	2-9	.222	1-3	.333	0-1	.000	1	4	5	2.6	2	5	2	1	2	5	10.7	
NORTH CAROLINA	12/3/11	*	30	3-11	.273	0-4	.000	1-3	.333	0	2	2	2.5	2	4	1	0	0	7	10.3	
at Indiana	12/10/11	*	31	6-11	.545	0-1	.000	3-3	1.000	0	1	1	2.3	2	5	3	0	1	15	10.8	
CHATTANOOGA	12/17/11	*	30	5-13	.385	1-5	.200	0-0	.000	1	0	1	2.2	3	8	1	0	2	11	10.8	
SAMFORD	12/20/11	*	33	6-11	.545	1-2	.500	1-3	.333	2	2	4	2.4	2	5	4	0	1	14	11.1	
LOYOLA	12/22/11	*	36	2-8	.250	0-0	.000	5-6	.833	0	3	3	2.4	3	3	4	1	0	9	10.9	
LAMAR	12/28/11	*	31	4-8	.500	1-3	.333	6-7	.857	1	1	2	2.4	2	4	6	1	1	15	11.2	
Totals			13	402	55-123	.447	10-30	.333	26-40	.650	8	23	31	2.4	31	58	41	6	19	146	11.2

Games played: 13
 Minutes/game: 30.9
 Points/game: 11.2
 FG Pct: 44.7
 3FG Pct: 33.3
 FT Pct: 65.0

Rebounds/game: 2.4
 Assists/game: 4.5
 Turnovers/game: 3.2
 Assist/turnover ratio: 1.4
 Steals/game: 1.5
 Blocks/game: 0.5



Kentucky Basketball 2011-12
Kentucky Individual Game-by-Game (as of Dec 28, 2011)
All games

#30 Vargas, Eloy

Opponent	Date	gs	min	Total		3-Pointers		Free throws		Rebounds				pf	a	t/o	blk	stl	pts	avg
				fg-fga	pct	3fg-fga	pct	ft-fa	pct	off	def	tot	avg							
MARIST	11/11/11		14	2-2	1.000	0-0	.000	1-2	.500	1	7	8	8.0	1	0	0	1	0	5	5.0
vs KANSAS	11/15/11		7	0-1	.000	0-0	.000	0-0	.000	0	2	2	5.0	1	0	0	0	0	0	2.5
vs PENN STATE	11/19/11		13	0-2	.000	0-1	.000	1-2	.500	1	7	8	6.0	1	1	1	2	1	1	2.0
vs OLD DOMINION	11/20/11		6	1-1	1.000	0-0	.000	0-0	.000	1	1	2	5.0	2	0	0	0	0	2	2.0
RADFORD	11/23/11		12	2-2	1.000	0-0	.000	0-1	.000	1	3	4	4.8	1	0	1	0	0	4	2.4
PORTLAND	11/26/11		3	0-0	.000	0-0	.000	0-0	.000	0	0	0	4.0	1	0	0	0	0	0	2.0
ST. JOHNS UNIVERSITY	12/1/11		5	1-4	.250	0-0	.000	1-2	.500	2	1	3	3.9	1	0	0	2	0	3	2.1
NORTH CAROLINA	12/3/11		6	0-1	.000	0-0	.000	0-0	.000	1	1	2	3.6	0	0	0	1	0	0	1.9
at Indiana	12/10/11		10	1-2	.500	0-0	.000	0-0	.000	2	1	3	3.6	0	0	0	0	1	2	1.9
CHATTANOOGA	12/17/11		9	0-0	.000	0-0	.000	0-0	.000	0	0	0	3.2	1	1	1	0	0	0	1.7
SAMFORD	12/20/11		17	1-4	.250	0-0	.000	0-0	.000	3	4	7	3.5	0	0	0	0	0	2	1.7
LOYOLA	12/22/11		8	1-2	.500	0-0	.000	0-2	.000	1	1	2	3.4	3	0	0	1	0	2	1.8
LAMAR	12/28/11		5	0-1	.000	0-0	.000	0-0	.000	0	0	0	3.2	1	0	1	0	0	0	1.6
Totals		0	115	9-22	.409	0-1	.000	3-9	.333	13	28	41	3.2	13	2	4	7	2	21	1.6

Games played: 13
 Minutes/game: 8.8
 Points/game: 1.6
 FG Pct: 40.9
 3FG Pct: 0.0
 FT Pct: 33.3

Rebounds/game: 3.2
 Assists/game: 0.2
 Turnovers/game: 0.3
 Assist/turnover ratio: 0.5
 Steals/game: 0.2
 Blocks/game: 0.5

#32 Long, Brian

Opponent	Date	gs	min	Total		3-Pointers		Free throws		Rebounds				pf	a	t/o	blk	stl	pts	avg
				fg-fga	pct	3fg-fga	pct	ft-fa	pct	off	def	tot	avg							
MARIST	11/11/11		1	0-0	.000	0-0	.000	0-0	.000	0	0	0	0.0	0	0	0	0	0	0	0.0
vs PENN STATE	11/19/11		4	0-0	.000	0-0	.000	2-4	.500	1	0	1	0.5	0	0	0	0	0	2	1.0
RADFORD	11/23/11		2	0-0	.000	0-0	.000	0-0	.000	0	0	0	0.3	0	0	0	0	0	0	0.7
PORTLAND	11/26/11		2	0-1	.000	0-0	.000	0-0	.000	0	1	1	0.5	0	0	0	0	0	0	0.5
ST. JOHNS UNIVERSITY	12/1/11		2	0-0	.000	0-0	.000	0-0	.000	0	0	0	0.4	0	0	0	0	0	0	0.4
CHATTANOOGA	12/17/11		1	0-0	.000	0-0	.000	0-0	.000	0	0	0	0.3	0	0	0	0	0	0	0.3
SAMFORD	12/20/11		1	0-0	.000	0-0	.000	0-0	.000	0	0	0	0.3	0	0	0	0	0	0	0.3
LOYOLA	12/22/11		1	0-0	.000	0-0	.000	0-0	.000	0	0	0	0.3	0	0	0	0	0	0	0.3
LAMAR	12/28/11		1	0-0	.000	0-0	.000	0-0	.000	0	0	0	0.2	0	0	0	0	0	0	0.2
Totals		0	15	0-1	.000	0-0	.000	2-4	.500	1	1	2	0.2	0	0	0	0	0	2	0.2

Games played: 9
 Minutes/game: 1.7
 Points/game: 0.2
 FG Pct: 0.0
 FT Pct: 50.0

Rebounds/game: 0.2



Kentucky Basketball 2011-12
Kentucky Individual Game-by-Game (as of Dec 28, 2011)
All games

#33 Wiltjer, Kyle

Opponent	Date	gs	min	Total		3-Pointers		Free throws		Rebounds				pf	a	t/o	blk	stl	pts	avg
				fg-fga	pct	3fg-fga	pct	ft-fa	pct	off	def	tot	avg							
MARIST	11/11/11		19	7-12	.583	0-2	.000	0-0	.000	1	3	4	4.0	2	1	1	2	0	14	14.0
vs KANSAS	11/15/11		3	0-0	.000	0-0	.000	0-0	.000	0	0	0	2.0	1	0	0	0	0	0	7.0
vs PENN STATE	11/19/11		28	6-12	.500	2-5	.400	5-6	.833	1	1	2	2.0	3	3	1	0	0	19	11.0
vs OLD DOMINION	11/20/11		11	1-4	.250	1-2	.500	0-1	.000	2	3	5	2.8	1	0	2	2	0	3	9.0
RADFORD	11/23/11		22	3-8	.375	1-2	.500	2-2	1.000	5	3	8	3.8	1	2	3	2	2	9	9.0
PORTLAND	11/26/11		15	1-4	.250	0-2	.000	0-0	.000	0	2	2	3.5	2	0	0	0	0	2	7.8
ST. JOHNS UNIVERSITY	12/1/11		12	1-5	.200	0-2	.000	0-0	.000	0	3	3	3.4	1	0	0	1	0	2	7.0
NORTH CAROLINA	12/3/11		5	1-1	1.000	0-0	.000	0-0	.000	0	0	0	3.0	0	0	0	0	0	2	6.4
at Indiana	12/10/11		7	0-0	.000	0-0	.000	0-0	.000	0	0	0	2.7	1	1	1	0	0	0	5.7
CHATTANOOGA	12/17/11		23	3-7	.429	3-7	.429	0-0	.000	1	2	3	2.7	3	0	1	0	0	9	6.0
SAMFORD	12/20/11		22	2-7	.286	1-4	.250	0-0	.000	1	3	4	2.8	3	0	1	0	0	5	5.9
LOYOLA	12/22/11		25	7-11	.636	3-6	.500	7-8	.875	2	2	4	2.9	1	1	0	0	1	24	7.4
LAMAR	12/28/11		11	1-2	.500	1-2	.500	4-4	1.000	0	1	1	2.8	0	0	1	1	0	7	7.4
Totals		0	203	33-73	.452	12-34	.353	18-21	.857	13	23	36	2.8	19	8	11	8	3	96	7.4

Games played: 13
 Minutes/game: 15.6
 Points/game: 7.4
 FG Pct: 45.2
 3FG Pct: 35.3
 FT Pct: 85.7

Rebounds/game: 2.8
 Assists/game: 0.6
 Turnovers/game: 0.8
 Assist/turnover ratio: 0.7
 Steals/game: 0.2
 Blocks/game: 0.6

#TM TEAM

Opponent	Date	gs	min	Total		3-Pointers		Free throws		Rebounds				pf	a	t/o	blk	stl	pts	avg
				fg-fga	pct	3fg-fga	pct	ft-fa	pct	off	def	tot	avg							
MARIST	11/11/11		0	0-0	.000	0-0	.000	0-0	.000	1	0	1	1.0	0	0	0	0	0	0	0.0
vs KANSAS	11/15/11		0	0-0	.000	0-0	.000	0-0	.000	0	0	0	0.5	0	0	0	0	0	0	0.0
vs PENN STATE	11/19/11		0	0-0	.000	0-0	.000	0-0	.000	1	3	4	1.7	0	0	0	0	0	0	0.0
vs OLD DOMINION	11/20/11		0	0-0	.000	0-0	.000	0-0	.000	0	2	2	1.8	0	0	0	0	0	0	0.0
RADFORD	11/23/11		0	0-0	.000	0-0	.000	0-0	.000	2	1	3	2.0	0	0	0	0	0	0	0.0
PORTLAND	11/26/11		0	0-0	.000	0-0	.000	0-0	.000	1	1	2	2.0	0	0	0	0	0	0	0.0
ST. JOHNS UNIVERSITY	12/1/11		0	0-0	.000	0-0	.000	0-0	.000	3	0	3	2.1	0	0	0	0	0	0	0.0
NORTH CAROLINA	12/3/11		0	0-0	.000	0-0	.000	0-0	.000	2	0	2	2.1	0	0	0	0	0	0	0.0
at Indiana	12/10/11		0	0-0	.000	0-0	.000	0-0	.000	1	3	4	2.3	0	0	1	0	0	0	0.0
CHATTANOOGA	12/17/11		0	0-0	.000	0-0	.000	0-0	.000	1	1	2	2.3	0	0	0	0	0	0	0.0
SAMFORD	12/20/11		0	0-0	.000	0-0	.000	0-0	.000	1	0	1	2.2	0	0	0	0	0	0	0.0
LOYOLA	12/22/11		0	0-0	.000	0-0	.000	0-0	.000	1	2	3	2.3	1	0	1	0	0	0	0.0
LAMAR	12/28/11		0	0-0	.000	0-0	.000	0-0	.000	0	1	1	2.2	0	0	0	0	0	0	0.0
Totals		0	0	0-0	.000	0-0	.000	0-0	.000	14	14	28	2.2	1	0	2	0	0	0	0.0

Games played: 13

Rebounds/game: 2.2
 Turnovers/game: 0.2



Kentucky Basketball 2011-12
Kentucky Points-Rebounds-Assists (as of Dec 28, 2011)
All games

Opponent	Date	Score		01	03	05	10	13	14	20
				MILLER,DAR	JONES,TERR	POLSON,JAR	BECKHAM,TW	MALONE,SAM	KIDD-GILCH	LAMB,DORON
MARIST	11/11/11	108-58	w	8-3-5	8-9-2	0-0-0	DNP	4-0-0	15-7-1	15-5-8
vs KANSAS	11/15/11	75-65	w	5-4-4	15-7-2	DNP	DNP	DNP	12-9-4	17-4-1
vs PENN STATE	11/19/11	85-47	w	0-4-4	15-9-5	1-3-0	DNP	0-0-0	9-3-0	26-4-2
vs OLD DOMINION	11/20/11	62-52	w	13-4-5	6-7-0	DNP	DNP	DNP	13-9-2	8-3-0
RADFORD	11/23/11	88-40	w	6-2-0	17-8-1	0-1-0	DNP	2-2-0	15-9-0	10-5-2
PORTLAND	11/26/11	87-63	w	19-5-1	19-4-3	0-0-0	DNP	0-0-0	11-7-3	9-4-4
ST. JOHNS UNIVERSITY	12/1/11	81-59	w	9-4-6	26-9-0	DNP	DNP	0-0-1	5-2-1	16-4-3
NORTH CAROLINA	12/3/11	73-72	w	12-1-0	14-7-1	DNP	DNP	DNP	17-11-1	14-4-2
at Indiana	12/10/11	72-73	L	8-2-0	4-1-1	DNP	DNP	DNP	18-9-0	19-1-1
CHATTANOOGA	12/17/11	87-62	w	12-3-0	0-1-1	0-0-0	0-0-0	0-0-0	17-8-6	24-6-0
SAMFORD	12/20/11	82-50	w	17-2-5	DNP	0-0-0	0-3-1	DNP	10-2-2	26-6-0
LOYOLA	12/22/11	87-63	w	13-5-3	DNP	0-0-1	0-1-0	DNP	15-7-4	9-2-2
LAMAR	12/28/11	86-64	w	15-6-1	9-6-2	0-0-0	0-0-0	DNP	18-6-4	12-1-2

Opponent	Date	Score		23	25	30	32	33
				DAVIS,ANTH	TEAGUE,MAR	VARGAS,ELO	LONG,BRIAN	WILTJER,KY
MARIST	11/11/11	108-58	w	23-10-3	16-4-4	5-8-0	0-0-0	14-4-1
vs KANSAS	11/15/11	75-65	w	14-6-0	12-2-3	0-2-0	DNP	0-0-0
vs PENN STATE	11/19/11	85-47	w	3-6-2	9-1-2	1-8-1	2-1-0	19-2-3
vs OLD DOMINION	11/20/11	62-52	w	11-9-1	6-2-2	2-2-0	DNP	3-5-0
RADFORD	11/23/11	88-40	w	12-6-1	13-3-5	4-4-0	0-0-0	9-8-2
PORTLAND	11/26/11	87-63	w	13-12-1	14-1-8	0-0-0	0-1-0	2-2-0
ST. JOHNS UNIVERSITY	12/1/11	81-59	w	15-15-0	5-5-5	3-3-0	0-0-0	2-3-0
NORTH CAROLINA	12/3/11	73-72	w	7-9-1	7-2-4	0-2-0	DNP	2-0-0
at Indiana	12/10/11	72-73	L	6-9-1	15-1-5	2-3-0	DNP	0-0-1
CHATTANOOGA	12/17/11	87-62	w	14-18-1	11-1-8	0-0-1	0-0-0	9-3-0
SAMFORD	12/20/11	82-50	w	8-9-0	14-4-5	2-7-0	0-0-0	5-4-0
LOYOLA	12/22/11	87-63	w	15-11-0	9-3-3	2-2-0	0-0-0	24-4-1
LAMAR	12/28/11	86-64	w	10-13-2	15-2-4	0-0-0	0-0-0	7-1-0