

# KENTUCKY WILDCATS

EIGHT NATIONAL TITLES A PLAYERS FIRST PROGRAM FIRST PROGRAM TO 2,000 WINS

## SCHEDULE/RESULTS (3-1, 0-0 SEC)

Date	Opponent	Result/Time
N. 1	TRANSYLVANIA (Exh.) [FSS]	W, 76-42
N. 4	MONTEVALLO (Exh.) [FSS]	W, 95-72
N. 8	UNC ASHEVILLE [FSS]	W, 89-57
N. 10	NORTHERN KENTUCKY [FSS]	W, 93-63
N. 12 <sup>1</sup>	vs. No. 2 Michigan State [ESPN]	L, 78-74
N. 17 <sup>2</sup>	ROBERT MORRIS [ESPN2]	W, 87-49
N. 19 <sup>2</sup>	UT ARLINGTON [CSS]	7:30 p.m.
N. 25 <sup>2</sup>	CLEVELAND STATE [FSN]	7:00 p.m.
N. 27 <sup>2</sup>	EASTERN MICHIGAN [FSS]	4:00 p.m.
D. 1 <sup>3</sup>	vs. Providence [Fox Sports 1]	8:30 p.m.
D. 6 <sup>4</sup>	vs. Baylor [ESPN]	9:00 p.m.
D. 10	BOISE STATE [ESPN]	9:00 p.m.
D. 14	at North Carolina [ESPN]	5:15 p.m.
D. 21	BELMONT [ESPNU]	12:00 p.m.
D. 28	LOUISVILLE [CBS]	4:00 p.m.
J. 8	* MISSISSIPPI STATE [SEC]	8:00 p.m.
J. 11	* at Vanderbilt [CBS]	1:00/3:00 p.m.
J. 14	* at Arkansas [ESPN]	9:00 p.m.
J. 18	* TENNESSEE [CBS]	12:00 p.m.
J. 21	* TEXAS A&M [ESPN]	9:00 p.m.
J. 25	* GEORGIA [SEC]	1:30 p.m.
J. 28	* at LSU [ESPN]	9:00 p.m.
F. 1	* at Missouri [CBS]	1:00 p.m.
F. 4	* OLE MISS [ESPNU]	7:00 p.m.
F. 8	* at Mississippi State [SEC]	1:30 p.m.
F. 12	* at Auburn [SEC]	8:00 p.m.
F. 15	* FLORIDA [ESPN]	9:00 p.m.
F. 18	* at Ole Miss [ESPN]	7:00 p.m.
F. 22	* LSU [ESPN/ESPN2]	4:00 p.m.
F. 27	* ARKANSAS [ESPN/ESPN2]	7:00 p.m.
M. 1	* at South Carolina [ESPN/ESPN2]	6:00 p.m.
M. 4	* ALABAMA [ESPN]	9:00 p.m.
M. 8	* at Florida [CBS]	12:00 p.m.
M.12-16 <sup>5</sup>	SEC Tournament (Atlanta)	TBA

<sup>1</sup> State Farm Champions Classic (United Center, Chicago, Ill.);  
<sup>2</sup> Keightley Classic (Rupp Arena, Lexington, Ky.); <sup>3</sup> Barclays Center (Brooklyn, N.Y.); <sup>4</sup> SEC/Big 12 Challenge (AT&T Stadium, Arlington, Texas); <sup>5</sup> SEC Tournament (Georgia Dome, Atlanta, Ga.)

## UT Arlington (2-2, 0-0) at No. 4/5 Kentucky (3-1, 0-0)

Tuesday, Nov. 19 • 7:30 p.m. ET • Rupp Arena (23,000) • Lexington, Ky.

## GAMECENTER

### Kentucky Wildcats

Record: 3-1, 0-0 in SEC  
 Rankings: No. 4 (AP)/No. 5 (Coaches Poll)  
 Last Game: Def., Robert Morris, 87-49  
 Head Coach: John Calipari  
 Overall On-Court Record: 571-167 (.774)  
 at UK: 126-27 (.824)  
 Last Five Games: 3-1  
 Calipari vs. UT Arlington: 1-0  
 All-Time Series: First meeting

### Television Info

Network: CSS  
 Talent: Matt Stewart (PxP), Kyle Macy (Analyst)

### UT Arlington Mavericks

Record: 2-2, 0-0 in SunBelt  
 Rankings: NR/NR  
 Last Game: Lost to Cleveland State, 83-73  
 Head Coach: Scott Cross  
 Overall On-Court Record: 124-98 (.559)  
 at UT Arlington: 124-98 (.559)  
 Last Five Games: 2-2  
 Cross vs. Kentucky: 0-0  
 Last Meeting: First meeting






### Kentucky Radio Info

Talent: Tom Leach (PxP), Mike Pratt (Analyst),  
 Matt Jones (Sideline)  
 Sirius/XM Channel: 108/199

## CAT SCRATCHES

- The Wildcats are in their 111th season of basketball and are the national leaders in total wins with 2,114.
- Kentucky started five freshmen against Robert Morris marking the first time in program history five first-year players comprised the starting lineup.
- Freshman Julius Randle is just the fifth Wildcat in program history and the first since Reggie Hanson in 1989-90 to open the season with four-straight double-double efforts.
- According to KenPom.com the Wildcats rank 351st in the country in total experience which is considered the least experienced squad in the nation.
- Freshman Aaron Harrison sunk 10-of-10 free throws against Robert Morris. He's just the second player in the John Calipari era to go 10-of-10 at the charity stripe. Michael Kidd-Gilchrist also achieved the feat vs. Indiana in the Sweet 16 of the NCAA Tournament.
- Harrison's 28 points against RMU is the seventh most in a single game for any UK freshman in program history.
- Freshman James Young has knocked down at least one 3-pointer in all four games this season.
- Calipari is one of just seven coaches nationally to have a coaching tree of four or more. Coaches under Calipari's tutelage include Tony Barbee (Auburn), Bruiser Flint (Drexel), Derek Kellogg (UMass) and Josh Pastner (Memphis).

## POSSIBLE STARTING LINEUP (BASED ON LAST GAME)

Aaron Harrison #2	Andrew Harrison #5	Marcus Lee #00	Julius Randle #30	James Young #1
				
Fresh. - Guard 6-6 • 218 Richmond, Texas Pts. - 14.3 Rebs. - 2.8 Mins. - 25.0	Fr. - Guard 6-6 • 215 Richmond, Texas Pts. - 10.0 Assts. - 3.0 Mins. - 30.5	Fr. - Forward 6-9 • 215 Antioch, Calif. Pts. - 5.5 Rebs. - 2.8 Mins. - 10.0	Fresh. - Forward 6-9 • 250 Dallas, Texas Pts. - 20.5 Rebs. - 14.5 Mins. - 29.5	Fresh. - For./Gua. 6-6 • 215 Rochester Hills, Mich. Pts. - 11.3 Rebs. - 3.0 Mins. - 28.5

## MEDIA INFORMATION

### Numerical Roster

No.	Name	Pos.	Ht.	Wt.	Yr.	Exp.	Hometown (Previous School)
00	Marcus Lee	F	6-9	215	Fr.	HS	Antioch, Calif. (Deer Valley)
1	James Young	F/G	6-6	215	Fr.	HS	Rochester Hills, Mich. (Rochester)
2	Aaron Harrison	G	6-6	218	Fr.	HS	Richmond, Texas (Travis)
3	Jarrold Polson	G	6-2	182	Sr.	3L	Nicholasville, Ky. (West Jessamine)
4	Jon Hood	G	6-7	215	Sr.	3L	Madisonville, Ky. (North Hopkins)
5	Andrew Harrison	G	6-6	215	Fr.	HS	Richmond, Texas (Travis)
13	Sam Malone	G	5-11	185	Jr.	2L	Scituate, Mass. (Scituate)
15	Willie Cauley-Stein	F	7-0	244	So.	1L	Olathe, Kan. (Northwest)
21	Tod Lanter	G	6-2	190	Jr.	1L	Lexington, Ky. (Gulf Coast St. CC)
22	Alex Poythress	F	6-8	239	So.	1L	Clarksville, Tenn. (Northeast)
24	EJ Floreal	G	6-3	195	Fr.	HS	Palo Alto, Calif. (Dunbar)
25	Dominique Hawkins	G	6-0	193	Fr.	HS	Richmond, Ky. (Madison Central)
30	Julius Randle	F	6-9	250	Fr.	HS	Dallas, Texas (Prestonwood Christian)
32	Brian Long	G	5-9	155	Jr.	2L	Dumont, N.J. (River Dell)
35	Derek Willis	F	6-9	205	Fr.	HS	Mt. Washington, Ky. (Bullit East)
44	Dakari Johnson	C	7-0	265	Fr.	HS	Brooklyn, N.Y. (Montverde Academy)

### Coaching Staff

<b>Head Coach:</b>	John Calipari (Clarion, 1983 - 5th season)
<b>Assistant Coaches:</b>	Orlando Antigua (Pittsburgh, 1995 - 5th season) Kenny Payne (Louisville, 2003 - 4th season) John Robic (Denison, 1986 - 5th season)
<b>Special Asst. to Head Coach:</b>	Rod Strickland (DePaul/Northeastern Illinois, 2013 - 5th season)
<b>Coordinator of Performance:</b>	Ray "Rock" Oliver (Kansas, 1986 - 2nd season)
<b>Strength Coach:</b>	Mike Malone (Mount Union College, 2001 - 3rd season)
<b>Athletic Trainer:</b>	Chris Simmons (Memphis, 2002 - 5th season)
<b>Associate AD/Basketball Operations:</b>	Chris Woolard (UCLA, 1997 - 3rd season)
<b>Assistant Director of Basketball Operations:</b>	Preston Spradlin (Alice Lloyd, 2009 - 4th season)

### Social Media Guide

UK Athletics	@UKAthleticsNews
Kentucky Basketball	@KentuckyMBB
John Calipari	@UKCoachCalipari
Willie Cauley-Stein	@TrillWill15
EJ Floreal	@BouncyE_24
Aaron Harrison	@AaronICE2
Andrew Harrison	@DrewRoc5
Dominique Hawkins	@Dhawk_25
Jon Hood	@jonnylightning4
Dakari Johnson	@dslowmotion22
Tod Lanter	@tod_lanterIII
Marcus Lee	@SuperKingMe
Brian Long	@brianlong32
Sam Malone	@SamMaloneuk13
Jarrold Polson	@jpolson05
Alex Poythress	@AlextheGreat22
Julius Randle	@J30_RANDLE
Derek Willis	@derek_willis33
James Young	@James63Young

### Pronunciation Guide

Willie Cauley-STEIN	(STINE)
EJ FLOREAL	(FLOOR-EE-AL)
DOMINIQUE Hawkins	(DOM-A-NEEK)
DAKARI Johnson	(DA-CAR-EE)
Alex POYTHRESS	(POY-THRESS)
John CALIPARI	(CAL-A-PEAR-EE)

## Media Policies

### MEDIA AVAILABILITY

Player interviews are conducted prior to practices and will be available to all UK media on the Joe Craft Center practice court. Coach John Calipari will meet with members of the media immediately following player interviews either on the practice court or in the Memorial Coliseum media room. Time and location will be announced by the UK Media Relations office.

### INTERVIEWS

Media wishing to interview UK coach John Calipari are asked to notify John Hayden with UK Media Relations at 859.257.3838. No interviews will be allowed the day of a game. All interviews with Kentucky student-athletes must be coordinated through Deb Moore with UK Media Relations. Telephone interviews will be fulfilled at a time that does not interfere with the player's academic or practice schedule. All interview requests must be placed at least 24-hours in advance.

### POSTGAME INTERVIEWS

The Kentucky locker room is normally closed to the media following games. For home games, Coach Calipari and player interviews will be conducted in the Rupp Arena Interview Room following a brief cooling-off period.

### SEC TELECONFERENCE

The SEC conducts weekly teleconferences with the league's coaches. The teleconferences begin Jan. 6, 2014 through March 10. Kentucky coach John Calipari will speak every Monday during that time period at 11:35 a.m. ET.

#### John Hayden Associate Director



John.Hayden@uky.edu  
859.257.3838 (work)  
859.559.9399 (home)  
Coach Calipari requests  
Main Basketball Contact  
@UKMR\_JHayden

#### Deb Moore Assistant Director



Deb.Moore@uky.edu  
859.257.3838 (work)  
859.559.5781 (home)  
MBB Player Requests  
Secondary Contact  
@UKMR\_Deb

#### Jamie Holloway Office Coordinator



Jamie.Holloway@uky.edu  
859.257.3838 (work)  
Credentials

## TV CHART



00

**Marcus Lee**


6-9 • 215 • Fr. • F  
Antioch, Calif.  
(Deer Valley)



1

**James Young**

6-6 • 215 • Fr. • 6/F  
Rochester Hills, Mich.  
(Rochester)



2

**Aaron Harrison**

6-6 • 218 • Fr. • G  
Richmond, Texas  
(Travis)



3

**Jarrod Polson**


6-2 • 182 • Sr. • G  
Nicholasville, Ky.  
(West Jessamine)



4

**Jon Hood**

6-7 • 215 • Sr. • G  
Madisonville, Ky.  
(North Hopkins)



5

**Andrew Harrison**

6-6 • 215 • Fr. • G  
Richmond, Texas  
(Travis)



13

**Sam Malone**

5-11 • 185 • Jr. • G  
Scituate, Mass.  
(Scituate)



15

**Willie Cauley-Stein**

7-0 • 244 • So. • F  
Olathe, Kan.  
(Northwest)



21

**Tod Lanter**


6-2 • 190 • Jr. • G  
Lexington, Ky.  
(Gulf Coast State CC)



22

**Alex Poythress**

6-8 • 239 • So. • F  
Clarksville, Tenn.  
(Northeast)



24

**EJ Floreal**

6-3 • 195 • Fr. • G  
Palo Alto, Calif.  
(Dunbar)



25

**Dominique Hawkins**

6-0 • 193 • Fr. • G  
Richmond, Ky.  
(Madison Central)



30

**Julius Randle**

6-9 • 250 • Fr. • F  
Dallas, Texas  
(Prestonwood Christian)



32

**Brian Long**


5-9 • 155 • Jr. • G  
Dumont, N.J.  
(River Dell)



35

**Derek Willis**

6-9 • 205 • Fr. • F  
Mt. Washington, Ky.  
(Bullitt East)



44

**Dakari Johnson**

7-0 • 265 • Fr. • C  
Brooklyn, N.Y.  
(Montverde Academy)



**John Calipari**

Head Coach  
Fifth Year at UK  
(Clarion, '82)



**Orlando Antigua**

Assistant Coach  
Fifth Year at UK  
(Pittsburgh, '95)



**Kenny Payne**

Assistant Coach  
Fourth Year at UK  
(Louisville, '03)



**John Robic**

Assistant Coach  
Fifth Year at UK  
(Denison, '86)



# OPPONENT CAPSULE - UT ARLINGTON MAVERICKS

## STAT BREAKDOWN

### Team Stats

Kentucky	Stat	UT Arlington
85.3	PPG	89.8
66.0	Opp. PPG	84.5
.488	FG%	.459
.397	Opp. FG%	.459
.264	3-FG%	.343
.283	Opp. 3-FG%	.431
.623	FT%	.692
.660	Opp. FT%	.698
48.0	RPG	39.8
28.7	Opp. RPG	36.2
17.7	Off. RPG	14.5
30.3	Def. RPG	25.3
17.7	Fouls	18.3
12.0	TO	14.3
9.7	Opp. TO	16.3
32	Assists	56
10.7	APG	14.0
12	Steals	32
4.0	SPG	8.0
17	Blocks	18
5.7	BPG	4.5

### Individual Leaders

Kentucky	Stat	UT Arlington
Randle - 24.0	PPG	Dowell - 26.0
Young - 11.7		Edwards - 17.5
An. Harrison - 10.7		McClanahan - 14.3
Randle - 14.3	RPG	Edwards - 11.3
Poythress - 10.7		Williams - 6.0
Lee - .800	FG%	Williams - .714
An. Harrison - .600	3-FG%	Dowell - .415
An. Harrison - .813	FT%	Outler - .900
An. Harrison - 10	Assists	McClanahan - 17
Aa. Harrison - 5	Steals	McClanahan - 7
Cauley-Stein - 6	Blocks	Edwards - 6

## Projected Starters\*

#	Class	Name	Pos.	Pts.	Rebs.	Assts.	Blks.	Stls.
1	Sr.	Reger Dowell	G	26.0	4.0	1.8	0.0	0.8
5	Jr.	Stuart Lagerson	C	1.0	2.8	0.5	1.8	0.3
13	Jr.	Vincent Dillard	F	10.5	3.8	0.0	0.3	1.3
22	Jr.	Lonnie McClanahan	G	14.3	3.3	4.3	0.0	1.3
35	Sr.	Brandon Edwards	F	17.5	11.3	1.5	1.5	1.0

\*based on the last game played

## A Look at the Series ...

### Scouting the Mavericks

UT Arlington enters the matchup with the Wildcats owning a 2-2 overall record. The Mavericks own victories over Samford and Howard Payne, with losses coming to Boise State and Cleveland State.

Senior guard Reger Dowell leads four players in double-figure scoring with 26.0 points per game. He dropped a season-high of 35 against Howard Payne as the Mavericks scored 111 points in that game. Senior forward Brandon Edwards is currently averaging a double-double with 17.5 points and 11.3 boards per outing. Juniors Lonnie McClanahan and Vicent Dillard are scoring at a rate of 14.3 and 10.5 points per game, respectively.

### Head Coach Scott Cross

Scott Cross has presided over the most successful era in Maverick Basketball since taking over the program in 2006. Cross has compiled a record of 124-98 over seven-plus seasons. Of the top five seasons in UT Arlington history, Cross has coached three of those teams, including the top two.

The Mavericks have gone to the postseason three times under his watch, including back-to-back trips in 2011-12 and 2012-13. That marked the first consecutive postseasons in program history. Over that two-year span, only two programs of Texas' 21 Division I programs own more wins than the Mavericks' 43.

UT Arlington had only one postseason trip in the 46 years prior to Cross' arrival. He's the only men's basketball coach in school history with a winning record.

During his first seven seasons, Cross guided the Mavericks to a postseason tournament appearances in NCAA (2008), NIT (2012) and CIT (2013). UT Arlington won a SLC Tournament

Championship in 2008, and won the 2011-12 regular season Southland Conference Championship. The Mavericks reached the championship game of the WAC Tournament in 2013.

Coach Cross was named 2012 Southland Conference Coach of the Year, 2012 NABC District 23 Coach of the Year and a 2012 Finalist for the Hugh Durham National Coach of the Year.

### Calipari vs. UT Arlington

UK coach John Calipari has tangled with the Mavericks once in his career during NCAA Tournament play in 2008.

UT Arlington, making its NCAA tournament debut, actually led the top-seeded Tigers in the opening minutes. Chris Douglas-Roberts' layup sparked a 15-2 run that effectively ended any hopes the Mavericks had for a momentous upset, and Memphis cruised to an 87-63 victory in the first round of the South Regional.

Douglas-Roberts led five Tigers in double figures with 23 points, and he also had seven rebounds, four assists and a steal. Derrick Rose and Antonio Anderson added 17 points each for Memphis, which improved to 34-1 with its eighth straight victory.

### Kentucky vs. the Sun Belt

The Wildcats own an all-time record of 9-3 against members of the Sun Belt Conference. UK has faced Western Kentucky more than any other team in the league, and the Blue and White owns a 4-2 mark against the Hilltoppers.

## Opponent Media Information

Contact: Art Garcia

Phone - 817.272.2239

Email - artgarcia@uta.edu

## THE POLLS

Associated Press  
Nov. 18

Rk.	Team (First Place Votes)
1	Michigan State (51)
2	Kansas (7)
3	Louisville (7)
4	<b>KENTUCKY</b>
5	Arizona (5)
6	Duke
7	Oklahoma State
8	Ohio State
9	Syracuse
10	VCU
11	Memphis
12	Wisconsin
13	Gonzaga
14	Michigan
15	Wichita State
16	Florida
17	Oregon
18	Connecticut
19	New Mexico
20	Baylor
21	Iowa State
22	UCLA
23	Creighton
24	North Carolina
25	Marquette

### Others Receiving Votes:

Iowa, Indiana, Virginia, Harvard, Boise State, Belmont, Arizona State, Villanova, Xavier, Tennessee, Pittsburgh, Colorado, Missouri, Florida State, Minnesota, Saint Louis, Cincinnati, BYU, Indiana State, UMass, George Washington, Notre Dame

Coaches  
Nov. 18

Rk.	Team (First Place Votes)
1	Michigan State (22)
2	Louisville (8)
3	Kansas (2)
4	Arizona
5	<b>KENTUCKY</b>
6	Duke
7	Syracuse
8	Ohio State
9	Oklahoma State
10	VCU
11	Memphis
12	Gonzaga
13	Michigan
14	Florida
15	Wisconsin
16	Wichita State
17	Oregon
18	Connecticut
19	North Carolina
20	New Mexico
21	Baylor
22	Indiana
23	Creighton
24	UCLA
25	Iowa

### Others Receiving Votes:

Marquette, Iowa State, Virginia, Boise State, Harvard, Pittsburgh, Georgetown, Notre Dame, Colorado, Cal, Tennessee, UMass, Saint Mary's, Missouri, Saint Louis, Belmont, Arizona State, Villanova, BYU, Utah State

## UK'S WEEKLY RANKINGS

DATE	AP	Coaches	RPI
Preseason	1	1	-
Nov. 11	1	1	-
Nov. 18	4	5	-

## THE SOUTHEASTERN CONFERENCE

### SEC Standings (Through Nov. 17)

Team	SEC (Pct.)	GB	Overall (Pct.)
Missouri	0-0 (.000)	-	3-0 (1.000)
Texas A&M	0-0 (.000)	-	3-0 (1.000)
Arkansas	0-0 (.000)	-	2-0 (1.000)
Ole Miss	0-0 (.000)	-	2-0 (1.000)
Miss. State	0-0 (.000)	-	2-0 (1.000)
Vanderbilt	0-0 (.000)	-	2-0 (1.000)
<b>Kentucky</b>	<b>0-0 (.000)</b>	<b>-</b>	<b>3-1 (.750)</b>
Florida	0-0 (.000)	-	2-1 (.667)
Alabama	0-0 (.000)	-	1-1 (.500)
Auburn	0-0 (.000)	-	1-1 (.500)
Georgia	0-0 (.000)	-	1-1 (.500)
LSU	0-0 (.000)	-	1-1 (.500)
Tennessee	0-0 (.000)	-	1-1 (.500)
S. Carolina	0-0 (.000)	-	1-2 (.333)

### Upcoming Schedule

Date	Time	Game	TV
11/19	6:00	Vanderbilt at Butler	-
11/19	7:30	<b>UT-Arlington at Kentucky</b>	<b>CSS</b>
11/19	8:00	TBA at Alabama	ESPN3
11/19	8:00	Jacksonville St. at Auburn	-
11/19	8:00	New Orleans at LSU	CST
11/19	8:00	Miss. Valley St. at Miss. St.	-
11/19	8:00	Prairie View A&M at Texas A&M	FSN
11/21	5:00	Georgia vs. Davidson	ESPNU
11/21	7:30	Middle Tenn. at Florida	SUN
11/22	6:30	Vanderbilt vs. Providence	CBS Sports Net
11/22	7:00	Tennessee St. at Tennessee	FSN
11/22	8:00	SE Louisiana at LSU	-
11/22	8:30	Miss. Valley St. at Ole Miss	-
11/22	TBD	Georgia vs. Temple/Clemson	ESNPU
11/23	5:30	Gardner-Webb at Missouri	MSN
11/23	7:00	Mississippi St. at Utah St.	-
11/23	8:00	Murray State at Auburn	-
11/23	TBD	Vanderbilt vs. Morgan St./LaSalle	CBS Sports Net
11/24	1:00	Fla. Int. at S. Carolina	SportsSouth
11/24	5:00	Sam Houston St. at Texas A&M	FSN
11/24	TBD	Georgia vs. TBD	-

11/25	3:00	Arkansas vs. Cal	ESPN2
11/25	7:00	Florida at Jacksonville	FSN/FL
11/25	7:00	<b>Cleveland St. at Kentucky</b>	<b>FSN</b>
11/25	8:00	IUPUI at Missouri	MSN
11/25	TBD	Vanderbilt vs. TBD	CBS Sports Net

11/26	4:00	N. Carolina A&T at Ole Miss	-
11/26	8:00	Tennessee St. at Auburn	-
11/26	8:00	Ark. Pine Bluff at Texas A&M	FSN
11/26	TBD	Arkansas vs. Syracuse/Minnesota	ESPN/2

### Kentucky in the SEC Stats as of Nov. 17 [NCAA Rank]

CATEGORY	TEAM [NATIONAL] RANK (STAT)
Scoring .....	3rd (85.8)
Scoring Defense .....	4th (61.8)
Scoring Margin .....	1st (+24.0)
Free Throw % .....	8th (.641)
Field Goal % .....	6th (.489)
Field Goal % Def. ....	2nd (.352)
3-Pt. Field Goal % .....	10th (.292)
3-Pt. FG % Def. ....	8th (.277)
Rebounding Offense .....	2nd (50.0)
Rebounding Defense .....	1st (29.8)
Rebounding Margin .....	1st (+20.2)
Blocked Shots .....	t2nd (7.0)
Assists .....	8th (13.0)
Steals .....	11th (5.3)
Turnover Margin .....	11th (-2.0)
Assist/TO Ratio .....	8th (1.0)
Offensive Rebounds .....	3rd (17.5)
Defensive Rebounds .....	1st (32.5)
Defensive Rebound Pct. ....	6th (.730)
Offensive Rebound Pct. ....	2nd (.496)
3-Point FG Made .....	9th (5.3)

### INDIVIDUAL [NATIONAL] RANK (STAT)

PLAYER	Scoring
Julius Randle .....	7th (20.5)
Aaron Harrison .....	21st (14.3)

PLAYER	Rebounding
Julius Randle .....	1st (14.5)
Willie Cauley-Stein .....	9th (9.3)
Alex Poythress .....	10th (9.0)

PLAYER	Field Goal Percentage
Julius Randle .....	8th (.605)

PLAYER	Blocked Shots
Willie Cauley-Stein .....	t2nd (2.5)

PLAYER	Offensive Rebounds
Julius Randle .....	3rd (5.0)
Willie Cauley-Stein .....	t8th (4.0)
Alex Poythress .....	t8th (4.0)

PLAYER	Defensive Rebounds
Julius Randle .....	1st (9.5)
Willie Cauley-Stein .....	9th (5.3)
Alex Poythress .....	t10th (5.0)

## SEASON & CAREER TOTALS

(Kentucky's record in such games ...)

### Double-Figure Scoring

Player	2013-14	Career
Poythress	1 (1-0)	17 (14-3)
Cauley-Stein	0 (0-0)	11 (8-3)
Randle	4 (3-1)	4 (3-1)
Aa. Harrison	3 (3-0)	3 (3-0)
Polson	0 (0-0)	3 (1-2)
Young	3 (2-1)	3 (2-1)
An. Harrison	2 (1-1)	2 (1-1)
Lee	1 (1-0)	1 (1-0)

### 20+ Point Games

Player	2013-14	Career
Poythress	0 (0-0)	6 (5-1)
Randle	3 (2-1)	3 (2-1)
Cauley-Stein	0 (0-0)	1 (1-0)
Aa. Harrison	1 (1-0)	1 (1-0)

### 15+ Point Games

Player	2013-14	Career
Poythress	0 (0-0)	11 (10-1)
Randle	3 (2-1)	3 (2-1)
Aa. Harrison	2 (2-0)	2 (2-0)
Cauley-Stein	0 (0-0)	1 (1-0)
Lee	1 (1-0)	1 (1-0)
Young	1 (0-1)	1 (0-1)

### 10+ Rebound Games

Player	2013-14	Career
Cauley-Stein	2 (2-0)	7 (5-2)
Poythress	2 (1-1)	4 (3-1)
Randle	4 (3-1)	4 (3-1)

### Double-Doubles

Player	2013-14	Career
Cauley-Stein	0 (0-0)	4 (2-2)
Randle	4 (3-1)	4 (3-1)
Poythress	1 (1-0)	2 (2-0)

### 3+ Steal Game

Player	2013-14	Career
Cauley-Stein	1 (1-0)	3 (3-0)
Aa. Harrison	1 (1-0)	1 (1-0)

### 3+ Block Game

Player	2013-14	Career
Cauley-Stein	2 (2-0)	14 (12-2)
Poythress	1 (0-1)	1 (0-1)

### Scoring Leader

Player	2013-14	Career
Poythress	0 (0-0)	4 (3-1)
Randle	3 (2-1)	3 (2-1)
Cauley-Stein	0 (0-0)	2 (1-1)
Aa. Harrison	1 (1-0)	1 (1-0)

### Rebounding Leader

Player	2013-14	Career
Cauley-Stein	0 (0-0)	9 (5-4)
Poythress	0 (0-0)	6 (5-1)
Randle	4 (3-1)	4 (3-1)

### Assists Leader

Player	2013-14	Career
Polson	0 (0-0)	5 (3-2)
Poythress	1 (1-0)	4 (3-1)
Cauley-Stein	0 (0-0)	2 (2-0)
An. Harrison	2 (1-1)	2 (1-1)
Aa. Harrison	1 (1-0)	1 (1-0)
Hawkins	1 (1-0)	1 (1-0)
Randle	1 (1-0)	1 (1-0)

## The Freshmen Five

Kentucky started five freshmen (Aaron Harrison, Andrew Harrison, Marcus Lee, Julius Randle and James Young) against Robert Morris marking the first time in school history the starting lineup was comprised of only first-year players. Previously, Kentucky had started four freshmen in 138 games in Kentucky history, 99 of which have occurred under Coach Calipari.

## Double-Double Info

Julius Randle has four-straight double-double efforts to begin the 2013-14 season. Only four other players in program history have notched four or more double-doubles to begin a season. Jim Andrews holds the record with seven-straight to begin the year in 1971-72. Dan Issel started two seasons with five double-doubles (1967-68 and 1969-70). Cotton Nash had five double-doubles to begin the 1961-62 season, while Reggie Hanson was the most recent Cat to have four double-doubles to begin the season in 1989-90.

## Statistical Machine

Randle has poured in 82 points through the first four games of his career, tying him with Terrence Jones' start to a career. Randle's 58 rebounds bests any other player in the Calipari era through the first four games of his career. In comparison, DeMarcus Cousins at 38, Jones had 47, Anthony Davis 31 and Nerlens Noel posted 35 through the first four games of their careers.

## Harrison is Perfect from the Line

Freshman Aaron Harrison went a perfect 10-for-10 from the charity stripe in a win over Robert Morris en route to a career-high 28-point performance. He is just the second player in the Calipari era to hit all 10 of his free throw shots, joining Michael Kidd-Gilchrist as the other to achieve the feat. Kidd-Gilchrist was 10-of-10 in the Sweet 16 win over Indiana in 2012.

The 28 points scored in a game as a first-year player ranks seventh all-time in UK history. Terrence Jones owns the record with 35 against Auburn on Jan. 11, 2011.

## Sultan of Swat

Sophomore Willie Cauley-Stein leads UK in blocking with 10 on the young season. For his career he has swatted 70 total shots, a total which ranks 23rd in UK history. He's 12 shy of taking over Mark Pope's spot at No. 22 on the list. Jamaal Magloire ranks first all-time with 268 total blocks.

Rk.	Player	Total Blocks
1	Jamaal Magloire	268
20	Josh Harrellson	84
21	Robert Lock	83
22	Mark Pope	82
23	Willie Cauley-Stein	70

## UK'S RECORD WHEN

KENTUCKY RECORD	ALL	SEC
Leading at halftime:	3-0	0-0
Tied at the half:	0-0	0-0
Trailing at halftime:	0-1	0-0
Shoot 50% or higher:	1-0	0-0
Shoot less than 50%:	2-1	0-0
Shoot higher % than opp.:	3-0	0-0
Shoot lower % than opp.:	0-1	0-0
Opp. shoot worse than 50%:	3-1	0-0
Opp. shoot 50% or higher:	0-0	0-0
Score less than 60 points:	0-0	0-0
Score 60-69 points:	0-0	0-0
Score 70-79 points:	0-1	0-0
Score 80-89 points:	2-0	0-0
Score 90-99 points:	1-0	0-0
Score 100+ points:	0-0	0-0
Opp. score less than 60 pts.:	2-0	0-0
Opp. score 60-69 pts.:	1-0	0-0
Opp. score 70-79 pts.:	0-1	0-0
Opp. score 80-89 points:	0-0	0-0
Opp. score 90-99 points:	0-0	0-0
Opp. score 100+ points:	0-0	0-0
Outrebounded opponent:	3-1	0-0
Outrebounded by opponent:	0-0	0-0
Equal number of rebounds:	0-0	0-0
Fewer turnovers than opp.:	1-0	0-0
Same turnovers as opp.:	0-0	0-0
More turnovers than opp.:	2-1	0-0
Make 8 or more 3-pointers:	0-0	0-0
Make 7 or fewer 3-pointers:	3-1	0-0
Games decided by 5 or fewer:	0-1	0-0
Overtime games:	0-0	0-0
On CBS:	0-0	0-0
On ESPN/ESPN2/ESPNU:	1-1	0-0
On Fox Sports1:	0-0	0-0
On SEC Network:	0-0	0-0
On ABC:	0-0	0-0
On FSN:	2-0	0-0
On CSS:	0-0	0-0
vs. SEC at Home:	0-0	0-0
vs. SEC on Road:	0-0	0-0
Games vs. ranked opp.:	0-1	0-0
Games following a loss:	1-0	0-0
Games following a win:	1-1	0-0
More points in the paint:	3-0	0-0
Fewer/Same points in the paint:	0-1	0-0
More bench points than opp.:	3-0	0-0
Fewer or same bench pts.:	0-1	0-0
More 2nd-chance points:	3-1	0-0
Fewer or same 2nd chance pts.:	0-0	0-0
More or same points off TOs:	1-0	0-0
Fewer points off TOs:	2-1	0-0
On Tuesday:	0-1	0-0
On Wednesday:	0-0	0-0
On Thursday:	0-0	0-0
On Friday:	1-0	0-0
On Saturday:	0-0	0-0
On Sunday:	2-0	0-0
In November:	3-1	0-0
In December:	0-0	0-0
In January:	0-0	0-0
In February:	0-0	0-0
In March:	0-0	0-0

## HONORING THE CATS

### WILLIE CAULEY-STEIN

CBS Sports Preseason Third Team All-America  
SEC Preseason Second Team All-SEC (Media)  
SEC Preseason Second Team All-SEC (Coaches)  
CollegeSportsMadness.com Preseason Second Team All-SEC

### AARON HARRISON

Wayman Tisdale Award Watch List

### ANDREW HARRISON

Bob Cousy Award Watch List  
Wayman Tisdale Award Watch List  
CBS Sports Preseason Third Team All-America  
SEC Preseason Second Team All-SEC (Media)  
SEC Preseason Second Team All-SEC (Coaches)  
CollegeSportsMadness.com Preseason First Team All-SEC

### DAKARI JOHNSON

SEC Preseason Second Team All-SEC (Media)

### ALEX POYTHRESS

CollegeSportsMadness.com Preseason Second Team All-SEC  
SEC Preseason Second Team All-SEC (Coaches)

### JULIUS RANDLE

SEC Player of the Week (11/11/13)  
CBS National Player of the Week (11/11/13)  
CollegeSportsMadness.com SEC Player of the Week (11/11/13)  
Oscar Robertson Trophy Watch List  
Wayman Tisdale Award Watch List  
CBS Sports Preseason First Team All-America  
NBC Sports Preseason First Team All-America  
SEC Preseason Player of the Year (Media)  
SEC Preseason First Team All-SEC (Media)  
SEC Preseason First Team All-SEC (Coaches)  
CollegeSportsMadness.com Preseason Freshman of the Year  
CollegeSportsMadness.com Preseason First Team All-SEC

### JAMES YOUNG

Wayman Tisdale Award Watch List  
SEC Preseason Second Team All-SEC (Coaches)  
NBC Sports Preseason All-America Honorable Mention

## THE KEIGHTLEY CLASSIC

The Keightley Classic tipped off Thursday, Nov. 14, with Eastern Michigan hosting Robert Morris in Ypsilanti, Mich. The Classic is co-hosted with Eastern Michigan who, with the exception of their game against UK (Nov. 27), will play all of their games in Ypsilanti. It's a five-team, round-robin affair.

### SCHEDULE AND RESULTS

#### Thursday, Nov. 14

Eastern Michigan 69, Robert Morris 64

#### Friday, Nov. 15

Cleveland State 83, UT Arlington 73

#### Sunday, Nov. 17

Kentucky 87, Robert Morris 49

#### Monday, Nov. 18

Cleveland State at Eastern Michigan

#### Tuesday, Nov. 19

UT Arlington at Kentucky

#### Thursday, Nov. 21

UT Arlington at Robert Morris

#### Saturday, Nov. 23

UT Arlington at Eastern Michigan  
Robert Morris at Cleveland State

#### Monday, Nov. 25

Cleveland State at Kentucky

#### Wednesday, Nov. 27

Eastern Michigan at Kentucky

### STANDINGS

Cleveland State	1-0 (1.000)
Eastern Michigan	1-0 (1.000)
Kentucky	1-0 (1.000)
UT Arlington	0-1 (.000)
Robert Morris	0-2 (.000)

### National History

Julius Randle opened his collegiate career with three-straight 20-point, 10-rebound efforts. He is the first Division I player since Kansas State's Michael Beasley achieved the same feat in 2007.

### Young Cats, Tall Cats

According to KenPom.com, the Wildcats experience stands at 0.34 years, ranking 351st out of 351 teams in the nation resulting in UK being considered the least experienced team in the country.

However, UK's average height of 79.7 inches is the second tallest squad in the country, trailing only UTEP at 79.9.

### UK vs. the Country

UK will take on four first-time opponents including Belmont, Boise State, Northern Kentucky and UT Arlington during the 2013-14 season. Going into the year, UK has played 211 of the current 351 Division I programs.

### Wildcats Ink Four for 2014

The Kentucky men's basketball team added four of the top signees from the Class of 2014 in the early signing period, receiving National Letters of Intent from Devin Booker, Trey Lyles, Karl Towns and Tyler Ulis, UK head coach John Calipari announced Thursday, Nov. 13.

Booker is rated No. 18 in the 2014 ESPN 100, No. 30 in the Rivals 150 and No. 31 according to Scout. Lyles is rated No. 7 by ESPN, while

Rivals and Scout place him eighth in the class of 2014. ESPN ranks Towns as the No. 6 prospect in the 2014 class, while Scout and Rivals rate him the 11th-best prospect in the class. ESPN ranks Towns No. 3 at his position in the class, with Scout ranking him No. 4 at his position. Ulis is ranked 29th nationally by Scout and 33rd by Rivals and ESPN. Ulis ranks as the No. 4 point guard in the country by ESPN and No. 6 at his position according to Scout.

### Randle Named SEC Player of the Week

Freshman Julius Randle has earned Southeastern Conference Player of the Week accolades to open the 2013-14 season it was announced by the league office on Monday. Randle averaged 22.5 points and 15.0 rebounds per game with a pair of double-doubles in UK's two home victories.

### Double-Doubles to Open a Season

UK had two players log a double-double to begin the 2013-14 season when both sophomore Alex Poythress and freshman Julius Randle turned the trick. It was Poythress' second career double-double, and Randle is the third freshman in four years to debut with a double-double for the Cats joining Anthony Davis (2011) and Terrence Jones (2010) as the others to achieve the feat.

The milestone marked the ninth time in the last 10 seasons at least one UK player began the season with a double-double.



## Wildcats in November

Kentucky has racked up a 99-25 all-time record in the month of November. UK is 25-4 in the month under John Calipari.

## Three-Mania

UK has the nation's third-longest active streak of consecutive games with a made 3-pointer. UK has hit a 3-pointer in 864 consecutive games, which trails only UNLV and Vanderbilt. The Wildcats' last game without a 3-pointer came against Seton Hall on Nov. 26, 1988, a "three-point" loss in the Great Alaska Shootout.

UNLV and Vanderbilt have hit a 3-pointer in every game since the 3-point rule was adopted to start the 1986-87 season. Through Nov. 17, the Rebels' streak is 878 games, while Vanderbilt's streak is 866 games.

## Champions Classic Renewed for Three Additional Years

The University of Kentucky men's basketball program along with Michigan State, Kansas and Duke in conjunction with ESPN have agreed to renew the Champions Classic for an additional three years. The Champions Classic debuted during the 2011-12 season and will now continue through the 2016-17 season. The event pitting four of the winningest programs in college basketball history will rotate through the cities of Indianapolis (2014), Chicago (2015) and New York (2016). All six games will be broadcasted by ESPN.

## SEC Coaches Tab Five to Preseason All-SEC Squads

Five Kentucky players were honored with preseason All-Southeastern Conference honors by the league's coaches it was announced by the league office on Friday. Freshman Julius Randle was tabbed to the league's first team, while sophomores Willie Cauley-Stein and Alex Poythress along with freshmen Andrew Harrison and James Young claimed second team accolades.

UK led all teams with five players combined on the two teams. Tennessee was next with three selections.

## Randle on Oscar Robertson Trophy Watch List

Freshman Julius Randle was among 15 players selected for the U.S. Basketball Writers Association watch list for the 2013-14 Oscar Robertson Trophy honoring the nation's top player.

Randle averaged 18.5 points and 11.5 rebounds in UK's two exhibition victories. The freshman from Dallas, notched a double-double in both games and added three combined assists

while shooting .682 from the floor.

Members of the association's board of directors chose the players to be included on the list as contenders for the trophy. In mid-March, the USBWA will announce its 2013-14 All-America Team and, at that time, finalists will also be chosen for the player of the year. Once finalists are announced, the entire USBWA membership will vote for the winner of the Oscar Robertson Trophy.

## Four Freshmen on Watch List for Wayman Tisdale Award

Freshmen Aaron Harrison, Andrew Harrison, Julius Randle and James Young were among 10 first-year players selected for the 2014 Integris Wayman Tisdale Freshman of the Year Award Preseason Watch List announced by the U.S. Basketball Writers Association (USBWA).

The four freshmen were part of the top-ranked recruiting class in the country and make up 40 percent of the preseason watch list.

## Harrison Tabbed to Bob Cousy Award Watch List

Freshman guard Andrew Harrison was one of 45 players to earn recognition as a member of the watch list of candidates for the 2014 Bob Cousy Collegiate Point Guard of the Year Award it was announced in late October.

The annual honor, named for Hall of Famer and former Boston Celtic Bob Cousy, recognizes the top point guards in men's college basketball. The list was created by a committee of well-respected media members and influential people within college basketball from around the country. The watch list of candidates will be narrowed down to a final 20 in early February, then final five by early March.

## Media Select Kentucky as Preseason Favorite for SEC Title

The Kentucky men's basketball team was selected by the media to win its 46th Southeastern Conference championship this season as announced by the league office. Voting was conducted by a select panel of both SEC and national media members. Each school selected media members that cover their team and additional media from across the nation were selected by the conference office to comprise the voting panel.

The Wildcats were the overall preseason favorite, marking the ninth time since 1998-99 that UK was the early-season pick. UK tallied 21 first-place votes, while Florida earned five first-place votes and Tennessee received one.

## KENTUCKY'S OPPONENTS

Opponent	Record	AP/USA	RPI
UNC Asheville	1-2	nr/nr	-
Northern Kentucky	0-3	nr/nr	-
Michigan State	3-0	1/1	-
Robert Morris	2-2	nr/nr	-
UT Arlington	2-2	nr/nr	-
Cleveland State	2-1	nr/nr	-
Eastern Michigan	3-0	nr/nr	-
Providence	3-0	nr/nr	-
Baylor	3-0	20/21	-
Boise State	2-0	RV/RV	-
North Carolina	2-1	24/19	-
Belmont	3-1	RV/RV	-
Louisville	3-0	3/2	-
Mississippi State	2-0	nr/nr	-
Vanderbilt	2-0	nr/nr	-
Arkansas	2-0	nr/nr	-
Tennessee	1-1	RV/RV	-
Texas A&M	3-0	nr/nr	-
Georgia	1-1	nr/nr	-
LSU	1-1	nr/nr	-
Missouri	3-0	RV/RV	-
Ole Miss	2-0	nr/nr	-
Auburn	1-1	nr/nr	-
Florida	2-1	16/14	-
South Carolina	1-2	nr/nr	-
Alabama	1-1	nr/nr	-
**As of Nov. 18			

## UK IN THE CLUTCH

Free Throw Shooting Down the Stretch ...

Player	5-2:00	Under 2	OT
00 - Lee	0-0 (.000)	0-0 (.000)	0-0 (.000)
1 - Young	0-0 (.000)	0-0 (.000)	0-0 (.000)
2 - Harrison	0-0 (.000)	0-0 (.000)	0-0 (.000)
3 - Polson	0-0 (.000)	0-0 (.000)	0-0 (.000)
4 - Hood	0-0 (.000)	0-0 (.000)	0-0 (.000)
5 - Harrison	2-2 (1.000)	2-2 (1.000)	0-0 (.000)
13 - Malone	0-0 (.000)	0-0 (.000)	0-0 (.000)
15 - Cauley-Stein	0-0 (.000)	0-0 (.000)	0-0 (.000)
21 - Lanter	0-0 (.000)	0-0 (.000)	0-0 (.000)
22 - Poythress	0-0 (.000)	0-0 (.000)	0-0 (.000)
24 - Floreal	0-0 (.000)	0-0 (.000)	0-0 (.000)
25 - Hawkins	0-0 (.000)	0-0 (.000)	0-0 (.000)
30 - Randle	4-6 (.667)	0-0 (.000)	0-0 (.000)
32 - Long	0-0 (.000)	0-0 (.000)	0-0 (.000)
35 - Willis	0-0 (.000)	0-0 (.000)	0-0 (.000)
44 - Johnson	0-0 (.000)	0-0 (.000)	0-0 (.000)
<b>Team Total</b>	<b>6-8 (.750)</b>	<b>2-2 (1.000)</b>	<b>0-0 (.000)</b>

[final five minutes of regulation and overtime in a six-point game]



## MISC. FACTS

Largest Halftime Lead  
26, vs. Northern Kentucky (11/10/13)

Largest SEC Halftime Lead  
-

Largest Halftime Deficit  
12, vs. Michigan State (11/12/13)

Largest SEC Halftime Deficit  
-

Largest UK Lead  
40, vs. Robert Morris (11/17/13)

Largest UK Lead in SEC  
-

Largest UK Deficit  
15, vs. Michigan State (11/12/13)

Largest UK Deficit in SEC  
-

Largest UK Deficit in a Win  
1, two times

Largest UK Deficit in an SEC Win  
-

Largest UK Win  
38, vs. Robert Morris (11/17/13)

Largest UK Win in SEC  
-

Largest UK Defeat  
4, vs. Michigan State (11/12/13)

Largest UK Defeat in SEC  
-

Most Consecutive UK Points  
13, two times

Most Consecutive UK Points to Open Game  
4, vs. Northern Kentucky (11/10/13)

Most Consecutive Opponent Points  
10, vs. Michigan State (11/12/13)

Most Consecutive Opponent Points to Open Game  
10, vs. Michigan State (11/12/13)

Longest Winning Streak  
2 (11/8-11/10)

Current Streak  
1 win

Longest Losing Streak  
1 (11/12/13)

Largest Home Crowd  
22,925 - Northern Kentucky (11/10/13)

Largest Road Crowd  
-

Largest Neutral Crowd  
22,711 (United Center) vs. Michigan State (11/12/13)

## Media Predict Randle as SEC Player of the Year, Three Others Earn Preseason All-SEC Teams

Freshman Julius Randle was the favorite to win the league's Player of the Year honor. Randle garnered 11 votes as the media selected him as the preseason pick for the award. Randle was also selected as a preseason All-SEC first team selection, the only first-year player earning the honor.

Three Kentucky players were picked to earn second-team honors including sophomore Willie Cauley-Stein and freshmen Andrew Harrison and Dakari Johnson. Cauley-Stein was an All-SEC Freshman team selection in 2013.

### A Team of Champions

Six players on the 2013-14 Kentucky men's basketball roster claimed a state or national title while in high school. Aaron and Andrew Harrison, Dominique Hawkins, Dakari Johnson, Sam Malone and Julius Randle all claimed state basketball championships.

Johnson also led Montverde Academy to the National High School Invitational Championship last season.

### All-Americans and Players of the Year

In addition to team success, this year's roster posts a slew of All-Americans or High School Players of the Year.

Aaron Harrison, Andrew Harrison, Dominique Hawkins, Dakari Johnson, Marcus Lee, Alex Poythress, Julius Randle and James Young all garnered All-America accolades to conclude their high-school careers.

Hawkins, Poythress and Jon Hood form the trio that earned Gatorade High School and state Player of the Year accolades.

### A Winning Institution

The University of Kentucky is one of just seven institutions in the nation that has seen both its men's and women's basketball programs tally 20 or more wins in four-consecutive seasons. UK joins BYU, Duke, Gonzaga, Miami (FL), Notre Dame and Syracuse that have all had four-consecutive 20-win seasons by both their men's and women's teams.

UK has tallied a 240-56 (.811) combined record between its two programs since the 2009-10 season as of Nov. 17. That record includes a 136-5 (.965) mark in Lexington in Rupp Arena (men) and Memorial Coliseum (women).

### Kentucky Began the Year Ranked No. 1 in the AP and Coaches' Polls

Kentucky (21-12) was unranked at the end of last season. It is the first time in the 22-year history of the poll that a team begins the season No. 1

## THE WEEK AHEAD

### Upcoming Calendar

Tuesday, Nov. 19
vs. UT Arlington - 7:30 p.m.
Wednesday, Nov. 20
Off
Thursday, Nov. 21
Practice
Friday, Nov. 22
Practice
Saturday, Nov. 23
Practice
Sunday, Nov. 24
Practice/Media Opp.
Monday, Nov. 25
vs. Cleveland St. - 7:00 p.m.
Tuesday, Nov. 26
Practice

## UK RUNS

### UNC Asheville

10-0 (13-13 to 23-13)

11-0 (62-46 to 73-46)

10-1 (73-48 to 83-49)

### Northern Kentucky

8-1 (0-0 to 8-1)

13-0 (16-10 to 29-10)

8-0 (30-15 to 38-15)

10-2 (38-20 to 48-22)

7-0 (50-30 to 57-30)

### Michigan State

13-1 (46-59 to 59-60)

### Robert Morris

17-2 (0-0 to 17-2)

12-2 (30-15 to 44-17)

13-0 (46-26 to 59-26)

## GAME BY GAME STARTING LINEUPS

UNC Asheville	Cauley-Stein	Aa. Harrison	An. Harrison	Randle	Young (1-0)
Northern Kentucky	Cauley-Stein	Aa. Harrison	An. Harrison	Randle	Young (2-0)
Michigan State	Cauley-Stein	Aa. Harrison	An. Harrison	Randle	Young (2-1)
Robert Morris	Aa. Harrison	An. Harrison	Lee	Randle	Young (1-0)
UT Arlington					
Cleveland State					
Eastern Michigan					
Providence					
Baylor					
Boise State					
North Carolina					
Belmont					
Louisville					
Mississippi State					
Vanderbilt					
Arkansas					
Tennessee					
Texas A&M					
Georgia					
LSU					
Missouri					
Ole Miss					
Mississippi State					
Auburn					
Florida					
Ole Miss					
South Carolina					
Alabama					
Florida					

after finishing the previous season unranked. The Wildcats last started at No. 1 prior to the 1995-96 season -- finishing at No. 1 in that season as well.

### UK as the Top Ranked Team

The Wildcats own an all-time record of 179-27 mark as the nation's top-ranked squad. UK has won 20 of its last 22 contests as the AP's top team.

### Calipari at No. 1

Calipari is one of just two coaches (Frank McGuire) to lead three programs to a No. 1 ranking. Calipari is 62-9 as the top-ranked coach in the country. He tallied a 32-4 mark at UMass when the Minutemen were No. 1 and he was 9-1 at Memphis when he had the Tigers at the pinnacle of the rankings. Calipari is 24 of 28 when his team is at the top as UK's head coach.

In addition, Calipari has guided four of his last six teams to the No. 1 ranking and this year marks the sixth time he's led his team to the top ranking throughout his career. He guided his 1994-95 and 1995-96 UMass teams to the No. 1 ranking, as

well as his 2007-08 Memphis team and his 2009-10, 2011-12 and 2013-14 Kentucky teams.

### Hood, Polson Graduate to Add to Perfect Success Rate

Since John Calipari's arrival at Kentucky, the Wildcats have turned in four semesters with team grade-point averages of 3.0 or better including the spring semester of the 2013 season that saw a record 3.23 average with 12 players earning a 3.0 or higher. Additionally, players have logged a 3.0 GPA or higher on 53 occasions in various semesters since his arrival including nine during the National Championship spring semester.

Furthermore, under Calipari all seven players who exhausted their athletic eligibility have graduated from UK including Twany Beckham, Josh Harrellson, Ramon Harris, Mark Krebs, Darius Miller, Perry Stevenson and Eloy Vargas. Additionally, Patrick Patterson and Jarrod Polson completed degrees in just three years. Current senior Jon Hood has also received a bachelor's degree, and will have another year of athletic eligibility.

### UK Among Inaugural Team Academic Honorees

The Kentucky men's basketball team was among the inaugural Team Academic Excellence Award winners, created by the National Association of Basketball Coaches (NABC) in 2013. These awards recognize outstanding academic achievement by a team with a cumulative grade point average of 3.0 or better for the 2012-13 season.

The Wildcats boasted a 3.23 team grade point average for the 2012-13 academic year which was a team record. Twelve UK players accumulated a 3.0 GPA or higher in the spring semester including Twany Beckham and Jarrod Polson who were honored individually by the NABC for academic excellence.

Kentucky was the only team from the Southeastern Conference to earn recognition to the NABC's inaugural team academic excellence award. The honor is even more impressive considering UK is among six BCS level institutions to earn recognition.

## STREAKS

Overall	Won 1
Unranked Teams anywhere	Won 3
Ranked Teams anywhere	Lost 1
Home	Won 11
Home SEC	Won 8
Home non-conference	Won 8
Home unranked non-conference	Won 8
Home ranked teams	Won 10
Home unranked teams	Won 10
Road	Lost 1
Road SEC	Lost 4
Road ranked teams	Lost 1
Road unranked teams	Lost 1
Neutral	Lost 3
Neutral ranked teams	Lost 1
Neutral unranked teams	Lost 1

Consecutive Made Free Throws (active streak)	
Aaron Harrison	11
Jon Hood	7
Derek Willis	4
Willie Cauley-Stein	1
Andrew Harrison	1
Marcus Lee	1
James Young	1

Consecutive Games with a 3-Pointer	
James Young	4
Andrew Harrison	3
Aaron Harrison	1
Jon Hood	1
Derek Willis	1

Games Played	2013-14	Career
Jon Hood	3	76
Jarrold Polson	3	64
Alex Poythress	4	37
Willie Cauley-Stein	4	33
Brian Long	0	15
Sam Malone	0	9
Tod Lanter	0	6
Aaron Harrison	4	4
Andrew Harrison	4	4
Dominique Hawkins	4	4
Dakari Johnson	4	4
Marcus Lee	4	4
Julius Randle	4	4
James Young	4	4
Derek Willis	3	3
EJ Floreal	1	1

Starts	2013-14	Career
Alex Poythress	0	31
Willie Cauley-Stein	3	17
Aaron Harrison	4	4
Andrew Harrison	4	4
Julius Randle	4	4
James Young	4	4
Marcus Lee	1	1
Jarrold Polson	0	1

### Cauley-Stein, Poythress Lead Returners

The sophomore tandem of Willie Cauley-Stein and Alex Poythress leads the returning group of players for John Calipari in his fifth season at Kentucky. Cauley-Stein and Poythress both earned All-Southeastern Conference Freshman Team accolades and are the team's top-two returning scorers and rebounders from a season ago.

The 2013-14 roster returns 31 percent of its scoring from a season ago, which is a significant improvement from the six-percent figure that returned for the 2012-13 season.

In addition to the sophomore duo, seniors Jarrod Polson and Jon Hood accounted for more than 140 points, 100 rebounds and 30 assists from last year's output.

### Among the Best Freshman Seasons

After the conclusion of their freshman campaigns, Willie Cauley-Stein and Alex Poythress ranked among UK's all-time best freshmen.

Poythress finished ranking ninth in rebounding, 10th in made free throws and field-goal percentage and 17th in scoring.

Cauley-Stein was fourth in field-goal percentage, seventh in blocked shots, 12th in rebounding and 33rd in scoring.

### SEC Domination

- Since the SEC's inception in 1932-33, the Wildcats have been the most dominant team in the league, recording a 911-256 mark (.781).
- Only one other team has won more than 700 regular season SEC games (Alabama) and no other team has a better winning percentage.
- UK has averaged 11.6 wins and only 3.2 losses per season in 78 years in the SEC.
- The Wildcats have won 45 SEC titles and 27 SEC Tournament championships, more than the other 13 teams combined.
- Kentucky has won 11 of the last 20 SEC Tournament titles.

### ESPN'S College GameDay Returns to Rupp in 2014

For the fifth time in program history, and the second consecutive year, the ESPN College GameDay tour will visit Kentucky's historic Rupp Arena for a weekly installment of the popular college basketball preview show. ESPN has selected the Florida-Kentucky matchup on Feb. 15 as one of its eight College GameDay stops during the 2013-14 season.

Since its inception during the 2004-05 season, College GameDay has featured the Wildcats eight total times, including this year's upcoming appearance.

GameDay last visited Rupp Arena during the

2012-13 season when the Wildcats hosted the Missouri Tigers. The game didn't disappoint with UK posting an exciting 90-83 overtime win. The Blue and White own a 4-0 record on days when it is featured by the GameDay crew under John Calipari's direction and has been selected for the show in each year of Calipari's tenure at UK.

Last year, a crowd of 15,087 attended the morning GameDay show, the second largest ever. UK also holds the record for the largest crowd in GameDay history of 22,144, set on Feb. 13, 2010.

The Wildcats have faced Florida in three of their seven previous GameDay appearances, with the other meetings coming against Missouri (2013), Vanderbilt (2012), Tennessee (2010) and Mississippi State (2005).



## AN UNPARALLELED TRADITION

The Wildcats own an unparalleled tradition of success. Since 1903, the University of Kentucky has fielded 110 basketball teams. The first national championship was an NIT title in 1946. The first NCAA title came in 1948, and the latest, No. 8, occurred in 2012. No other program can claim the unparalleled success that matches the Wildcats efforts over the past century.

- **Eight** national championships (1948, 1949, 1951, 1978, 1996, 1998, 2012)
- The highest all-time winning percentage in college basketball: (2,114-660-1, **.762**)
- **Three** NCAA runner-up trophies
- **15** Final Four appearances
- A national-record **52** NCAA Tournament appearances
- **157** NCAA Tournament games and **111** Tournament wins
- **45** SEC regular-season championships
- **27** SEC Tournament titles
- **12** 30-win seasons
- **57** 20-win seasons
- And the **most victories all-time** in NCAA Division I history through Nov. 17:

<b>Kentucky</b>	<b>2,114</b>
Kansas	2,103
North Carolina	2,093
Duke	2,002
Syracuse	1,877

### Kentucky in the NBA Draft

- Following the 2013 NBA Draft, Kentucky has had 108 players drafted 108 times (Johnny Cox '58 and Roger Newman '60 both drafted in Junior eligible draft, but returned for senior year and were drafted again).
- UK has had 33 players selected in the opening round (13 have come in the last four years) of the draft.
- In 2012, the Wildcats set a new single-draft high for Kentucky players drafted in a single year. with six being selected. The 2010 draft had five UK players selected, and the 1984 draft also had five Wildcats.
- Anthony Davis and Michael Kidd-Gilchrist became the first pair of teammates to go No. 1 and No. 2 in NBA Draft history in 2012.
- With Anthony Davis selected as the No. 1 pick in 2012, Kentucky is the only school since the 2000 draft to have two No. 1 picks (John Wall – 2010).
- With Davis going No. 1 overall, John Calipari will have coached three No. 1 picks in the last five years. And his three No. 1 picks are the most by one coach in NBA Draft history.

### Kentucky Tops the Nation in Pros

On Oct. 28, 2012, the opening-day rosters of the 2013-14 season, Kentucky had more NBA players than any other team in the nation.

- 1) Kentucky -- 22
- 2) Duke -- 15
- 2) North Carolina -- 15
- 4) Kansas -- 14
- 5) UConn -- 12
- 5) UCLA -- 12
- 5) Florida -- 12

### Wildcats in the NBA

Former UK players on NBA rosters include:

Eric Bledsoe - Suns	Brandon Knight - Bucks
Keith Bogans - Celtics	Doron Lamb - Magic
DeMarcus Cousins - Kings	Jodie Meeks - Lakers
Anthony Davis - Pelicans	Darius Miller - Pelicans
Archie Goodwin - Suns	Nazr Mohammed - Bulls
Josh Harrellson - Pistons	Nerlens Noel - 76ers
Chuck Hayes - Kings	Daniel Orton - 76ers
Terrence Jones - Rockets	Patrick Patterson - Kings
Enes Kanter - Jazz	Tayshaun Prince - Grizzlies
Michael Kidd-Gilchrist - Bobcats	Rajon Rondo - Celtics
	Marquis Teague - Bulls
	John Wall - Wizards

# RUPP ARENA

## Rupp Arena

### Year by Year Records

Season	W-L	Pct.	Start
2013-14	3-0	1.000	3-0
2012-13	16-2	.889	3-0
2011-12	18-0	1.000	18-0
2010-11	15-0	1.000	15-0
2009-10	18-0	1.000	18-0
2008-09	12-6	.667	3-0
2007-08	14-4	.778	1-0
2006-07	14-2	.875	10-0
2005-06	10-5	.667	4-0
2004-05	14-1	.933	7-0
2003-04	11-2	.846	3-0
2002-03	12-1	.923	1-0
2001-02	12-3	.800	0-1
2000-01	11-1	.917	0-1
1999-2000	14-0	1.000	14-0
1998-99	12-1	.923	6-0
1997-98	9-3	.750	4-0
1996-97	12-1	.923	12-0
1995-96	13-0	1.000	13-0
1994-95	12-1	.923	2-0
1993-94	13-1	.929	11-0
1992-93	16-0	1.000	16-0
1991-92	15-2	.882	1-0
1990-91	13-0	1.000	13-0
1989-90	13-2	.867	5-0
1988-89	8-6	.571	0-1
1987-88	14-2	.875	8-0
1986-87	13-2	.867	5-0
1985-86	18-0	1.000	18-0
1984-85	11-3	.786	1-0
1983-84	16-0	1.000	16-0
1982-83	14-1	.933	8-0
1981-82	15-1	.938	15-0
1980-81	15-0	1.000	15-0
1979-80	12-3	.800	6-0
1978-79	11-4	.733	3-0
1977-78	16-0	1.000	16-0
1976-77	12-2	.857	4-0
<b>Total</b>	<b>497-62</b>	<b>.889</b>	

### Where the Coaches Rank by Wins

Coach	Years	Total	Record
Joe B. Hall	1976-85	9	122-14
Tubby Smith	1997-2007	10	119-19
Rick Pitino	1989-97	8	107-7
<b>John Calipari</b>	<b>2009-Pres.</b>	<b>4</b>	<b>70-2</b>
Eddie Sutton	1985-89	4	53-10
Billy Gillispie	2007-09	2	26-10

## Cats Rock at Rupp

- UK has won 153 of its last 178 home games. Kentucky went on a 54-game winning streak in the venerable arena to begin the John Calipari era.
- The Wildcats are 497-62 (.889) all-time in Rupp Arena.
- UK has won 24 national attendance titles in the building, including 17 of the last 18.
- The Rupp Arena attendance record of 24,479 was set against Louisville on Jan. 2, 2010.
- The Wildcats have posted a remarkable 269-39 (.873) record in regular season SEC games in the building.

## Calipari Owns Record in Rupp

With UK's 2011-12 season-opening victory over Marist, UK head coach John Calipari recorded his 34th consecutive win in Rupp Arena as UK's head coach. It broke former UK head coach Rick Pitino's longest streak of 33 games in the venue.

Calipari's winning streak was snapped at 54 games with a loss to Baylor in his fourth season. The 54-game run, however, was his longest career home winning streak.

In four seasons, Calipari has only yielded one conference loss in the arena. Texas A&M notched a win on Jan. 12, 2013.

## Kentucky Leads the Nation

For 17 of the last 18 seasons, Rupp Arena has owned the national attendance average including a Rupp Arena record of 24,110 in John Calipari's first season as head coach in 2009-10.

During the last 18 seasons, UK has averaged 22,960 fans per season. In the Calipari Era, UK has averaged no fewer than 23,099 fans per outing.

## All-Time Attendance Records at Rupp

No.	Att.	Opponent	Date	Result
1	24,479	Louisville	1/20/10	W, 71-62
2	24,468	N. Carolina	12/5/09	W, 68-66
3	24,465	Florida	2/10/07	L, 64-61
4	24,459	Florida	2/4/03	W, 70-55
5	24,432	Louisville	12/17/05	W, 73-61
6	24,411	LSU	2/28/09	L, 73-70
7	24,402	Tennessee	2/13/10	W, 73-62
8	24,398	N. Carolina	12/3/11	W, 73-72
9	24,394	Tennessee	2/21/09	W, 77-58
10	24,389	Florida	2/7/12	W, 78-58

## Attendance Records at Rupp 2013-14

No.	Att.	Opponent	Date	Result
1	22,925	Northern Ky.	11/10/13	W, 93-63
2	22,413	UNC Asheville	11/8/13	W, 89-57
3	21,600	Robert Morris	11/17/13	W, 87-49
4	20,740	Transylvania	11/1/13	W, 76-42
5	20,039	Montevallo	11/4/13	W, 95-72

## Records vs. Most Faced Opponents in Rupp Era (1976-Pres.)

Opponent	Times Played	Record	Cal Era
Tennessee	38	34-4	4-0
Florida	37	31-6	4-0
Vanderbilt	36	34-2	4-0
Georgia	35	31-4	3-0
LSU	28	23-5	2-0
Alabama	27	22-5	2-0
Auburn	27	25-2	2-0
Ole Miss	27	26-1	2-0
Miss. St.	26	24-2	2-0
S. Carolina	24	22-2	4-0
Louisville	16	12-4	2-0
Arkansas	12	10-2	2-0
Indiana	9	8-1	1-0
E. Kentucky	8	8-0	-
Morehead St.	8	8-0	2-0
N. Carolina	6	4-2	2-0
Kansas	5	4-1	-
N. Dame	5	5-0	-
Tenn. Tech	5	5-0	-

## Records vs. 2013-14 Opponents in Rupp

Opponent	Times Played	Record	Cal Era
UNC Ash.	3	3-0	-
NKU	1	1-0	1-0
R. Morris	2	2-0	2-0
E. Michigan	1	1-0	1-0

First time opponents include: Texas-Arlington, Cleveland State, Boise State, Belmont

## GAME BY GAME LEADERS

Opponent	Points	Rebounds	Assists	Blocks	Steals
<i>Transylvania</i>	<i>Randle - 16</i>	<i>Randle - 12</i>	<i>Young - 5</i>	<i>Three with - 3</i>	<i>Cauley-Stein - 4</i>
<i>Montevallo</i>	<i>Randle - 21</i>	<i>Randle - 11</i>	<i>Aa. Harrison - 7</i>	<i>Cauley-Stein - 6</i>	<i>Five with - 1</i>
UNC Asheville	Randle - 23	Randle - 16	An. Harrison - 5	Cauley-Stein - 4	Aa. Harrison - 4
Northern Kentucky	Randle - 22	Randle - 14	Randle - 3	Lee - 2	Three w/ - 1
Michigan State	Randle - 27	Randle - 13	An. Harrison - 3	Poythress - 3	Young - 1
Robert Morris	Aa. Harrison - 28	Randle - 15	Three w/ - 3	Cauley-Stein - 4	Two w/ - 2
UT Arlington					
Cleveland State					
Eastern Michigan					
Providence					
Baylor					
Boise State					
North Carolina					
Belmont					
Louisville					
Mississippi State					
Vanderbilt					
Arkansas					
Tennessee					
Texas A&M					
Georgia					
LSU					
Missouri					
Ole Miss					
Mississippi State					
Auburn					
Florida					
Ole Miss					
South Carolina					
Alabama					
Florida					

## TOP-FIVE INDIVIDUAL PERFORMANCES OF 2013-14

### Points

1. Aa. Harrison - 28 (RMU, 11/17)
2. Randle - 27 (MSU, 11/12)
3. Randle - 23 (UNCA, 11/8)
4. Randle - 22 (NKU, 11/10)
5. Young - 19 (MSU, 11/12)

### First Half Points

1. Aa. Harrison - 19 (RMU, 11/17)
2. Young - 15 (MSU, 11/12)
3. Randle - 11 (NKU, 11/10)
4. Young - 9 (UNCA, 11/8)
5. 8 - Four times

### Second Half Points

1. Randle - 23 (MSU, 11/12)
2. Randle - 15 (UNCA, 11/8)
3. Aa. Harrison - 11 (NKU, 11/10)  
Randle - 11 (NKU, 11/10)
5. 9 - Two times

### Rebounds

1. Randle - 16 (UNCA, 11/8)
2. Randle - 15 (RMU, 11/17)
3. Randle - 14 (NKU, 11/10)
4. 13 - Three times

### Offensive Rebounds

1. Poythress - 7 (MSU, 11/12)
2. Poythress - 6 (UNCA, 11/8)  
Randle - 6 (NKU, 11/10)
4. 5- Three times

### Free Throws

1. Randle - 11 (UNCA, 11/8)
2. Aa. Harrison - 10 (RMU, 11/17)  
Randle - 10 (NKU, 11/10)
4. Randle - 9 (MSU, 11/12)
5. An. Harrison - 6 (UNCA, 11/8)

### Assists

1. An. Harrison - 5 (UNCA, 11/8)
2. Cauley-Stein - 4 (UNCA, 11/8)
3. 3 - Five times

### Blocks

1. Cauley-Stein - 4 (RMU, 11/17)  
Cauley-Stein - 4 (UNCA, 11/8)
3. Poythress - 3 (MSU, 11/12)
4. 2- Four times

### Steals

1. Aa. Harrison - 4 (UNCA, 11/8)
2. Cauley-Stein - 3 (UNCA, 11/8)
3. Aa. Harrison - 2 (RMU, 11/17)  
Young - 2 (RMU, 11/17)
5. 1 - Five times

### Field Goals

1. Randle - 9 (MSU, 11/12)
2. Aa. Harrison - 7 (RMU, 11/17)  
Lee - 7 (UNCA, 11/8)  
Young - 7 (MSU, 11/12)
5. 6 - Three times

### 3-Pointers

1. Aa. Harrison - 4 (RMU, 11/17)
2. Young - 3 (MSU, 11/12)
3. An. Harrison - 2 (RMU, 11/17)  
An. Harrison - 2 (NKU, 11/10)  
Young - 2 (UNCA, 11/8)

### Dunks

1. Lee - 3 (UNCA, 11/8)  
Randle - 3 (NKU, 11/10)
3. Cauley-Stein - 2 (RMU, 11/17)
4. 1 - 13 times



## HEAD COACH JOHN CALIPARI

### Most Wins

Since the 2005-06 season, John Calipari's on-court record ranks him as the winningest coach over the last six-plus seasons. Totals through Nov. 13.

1.	John Calipari	261-40
2.	Bill Self	254-42
3.	Mike Krzyzewski	237-51
4.	Roy Williams	233-62
5.	Thad Matta	232-60

### Calipari at No. 1

John Calipari is one of just two coaches (Frank McGuire) to lead three programs to a No. 1 ranking in his career. He has guided three of his last six teams to the top spot in the polls. Coach Cal has coached six different teams to a No. 1 ranking including his 1994-95 and 1996 teams at UMass, his 2007-08 Memphis squad and his 2009-10, 2011-12 and 2013-14 teams at Kentucky.

### The Success Rate

Coach Calipari has graduated 100% of the players (10 of 10) who have been eligible to graduate by the end of their senior years and exhausted their athletic eligibility. Of that group, Patrick Patterson and Jarrod Polson each completed their degrees in just three years. Current senior Jon Hood has also received a bachelor's degree, and will have another year of eligibility.

### Calipari Comfortable at Home

Since the 2000 season, John Calipari-coached teams have posted a 224-21 (.914) record at home. In Calipari's first season, UK tallied an 18-0 mark at home, and the Cats were 15-0 in Rupp in his second season. Kentucky finished 18-0 in 2011-12 and is 3-0 this season.

His 54-game winning streak at Rupp was the longest streak since the arena opened in 1976.

Coach	Streak (Yrs)
1. John Calipari	54 (2010-13)
2. Rick Pitino	33 (1992-94)
3. Joe B. Hall	30 (1981-82)
4. Rick Pitino	27 (1995-97)
5. Joe B. Hall	26 (1977-78)

### Calipari is Just as Comfortable on the Road

Calipari has recorded a 62-22 (.738) record on the road dating back to 2005-06 season. The Wildcats have yet to play a true road game in 2013-14.

### Calipari on a Roll in Conference Play

Calipari has recorded an 99-14 record in league play over the last six seasons. He's 52-14 in SEC action at the helm of Kentucky.

### Calipari Unrivaled in the Conference

UK head coach John Calipari is unrivaled in the league when it comes to conference accolades. During his career, Calipari has won 12 league championships, including the 2010 and 2012 SEC Championships, seven more than the next closest coach (Billy Donovan has five conference titles).

Calipari also has 11 conference tournament titles, eight more than his closest competitor.

Furthermore, he's tallied a 260-80 (.765) all-time record within conference play as a head coach. He owns a 52-14 (.788) clip since joining the SEC.

### Fifty is Nifty

With a 90-83 overtime victory over Missouri on Feb. 20, John Calipari claimed his 50th Southeastern Conference victory. He achieved the feat in just 62 games as head coach of the Cats. It's the second-fastest stretch of games to win 50 in league history, trailing only Adolph Rupp who achieved the feat in 57 contests.

Coach	Games to 50
1. A. Rupp (UK)	57
2. J. Calipari (UK)	62
3. N. Richardson (ARK)	65
4. T. Smith (UK)	67
5. R. Pitino (UK)	69
6. J. Hall (UK)	73
7. B. Donovan (UF)	88

### Conference Championship Calipari

Calipari has won seven regular season conference championships dating back to his Conference USA days at Memphis. That streak includes three SEC titles. He has also won five tournament titles in that span, includ-

## UK VS. AP RANKED FOES

In John Calipari Era (2009-Present)

**27-8, 11-3 SEC**

No. 2 Michigan State	Nov. 12, 2013	L, 78-74
No. 11 Florida	March 9, 2013	W, 61-57
at No. 7 Florida	Feb. 12, 2013	L, 69-52
at No. 16 Ole Miss	Jan. 29, 2013	W, 87-74
at No. 4 Louisville	Dec. 29, 2012	L, 80-77
vs. No. 9 Duke (Atlanta)	Nov. 13, 2012	L, 75-68
vs. No. 6 Kansas (NCAA)	April 2, 2012	W, 67-59
vs. No. 17 Louisville (NCAA)	March 31, 2012	W, 69-61
vs. No. 9 Baylor (NCAA)	March 25, 2012	W, 82-70
vs. No. 16 Indiana (NCAA)	March 23, 2012	W, 87-71
at No. 16 Florida	March 4, 2012	W, 74-59
No. 8 Florida	Feb. 7, 2013	W, 78-58
No. 4 Louisville	Dec. 31, 2012	W, 69-62
No. 5 North Carolina	Dec. 3, 2011	W, 73-72
vs. No. 12 Kansas (New York)	Nov. 15, 2011	W, 75-65
vs. No. 9 UConn (NCAA)	April 2, 2011	L, 56-55
vs. No. 7 N. Carolina (NCAA)	March 27, 2011	W, 76-69
vs. No. 1 Ohio State (NCAA)	March 25, 2011	W, 62-60
vs. No. 22 W. Virginia (NCAA)	March 19, 2011	W, 71-63
vs. No. 12 Florida (Atlanta)	March 13, 2011	W, 70-54
No. 21 Vanderbilt	March 1, 2011	W, 68-66
No. 13 Florida	Feb. 26, 2011	W, 76-68
at No. 21 Vanderbilt	Feb. 12, 2011	L, 81-77
at No. 22 Louisville	Dec. 31, 2010	W, 78-63
vs. No. 23 N. Dame (Louisville)	Dec. 8, 2010	W, 72-58
vs. No. 13 Washington (Maui)	Nov. 23, 2010	W, 74-67
vs. No. 6 W. Virginia (NCAA)	March 27, 2010	L, 73-66
vs. No. 15 Tennessee (Nashville)	March 13, 2010	W, 74-45
at No. 19 Tennessee	Feb. 27, 2010	L, 74-65
at No. 17 Vanderbilt	Feb. 20, 2010	W, 58-56
No. 12 Tennessee	Feb. 13, 2010	W, 73-62
No. 25 Ole Miss	Feb. 2, 2010	W, 85-75
No. 21 Vanderbilt	Jan. 30, 2010	W, 85-72
vs. No. 14 UConn (New York)	Dec. 9, 2009	W, 64-61
No. 10 North Carolina	Dec. 5, 2009	W, 68-66

## UK IN OVERTIME

In John Calipari Era (2009-Present)

**5-1, 4-1 SEC**

Missouri	Feb. 23, 2013	W, 90-83
at Texas A&M	Feb. 2, 2013	W, 61-57
at Arkansas	Feb. 23, 2011	L, 77-76
vs. Miss. State (Nashville)	March 14, 2010	W, 75-74
at Mississippi State	Feb. 16, 2010	W, 81-75
vs. Stanford (Cancun)	Nov. 25, 2009	W, 73-65

## HEAD COACH JOHN CALIPARI

### RECRUITING TRAIL

The Wildcats have signed more top-25 players over the past five seasons than 28 entire Division I conferences, including the Big Ten and Pac-12. And more than one-quarter of all top-10 prospects nationally over the past six classes have signed with Kentucky.

Player (year)	ESPN	Rivals	Scout
Devin Booker ('14)	18	30	31
Trey Lyles ('14)	7	8	8
Karl Towns ('14)	6	11	11
Tyler Ulis ('14)	33	33	29
Aaron Harrison ('13)	9	7	6
Andrew Harrison ('13)	5	5	5
Dominique Hawkins ('13)	NR	NR	NR
Dakari Johnson ('13)	7	9	17
Marcus Lee ('13)	25	19	24
Julius Randle ('13)	3	2	2
James Young ('13)	8	11	11
Derek Willis ('13)	NR	115	NR
Archie Goodwin ('12)	15	14	14
Willie Cauley-Stein ('12)	40	40	48
Nerlens Noel ('12)	1	2	1
Alex Poythress ('12)	13	8	7
Anthony Davis ('11)	1	2	1
Michael Kidd-Gilchrist ('11)	4	3	6
Marquis Teague ('11)	8	5	8
Kyle Wiltjer ('11)	19	22	24
Terrence Jones ('10)	9	13	8
Enes Kanter ('10)	25	3	3
Brandon Knight ('10)	4	6	6
Doron Lamb ('10)	29	21	28
Stacey Poole, Jr. ('10)	51	33	67
Eric Bledsoe ('09)	NR	23	37
DeMarcus Cousins ('09)	4	2	3
Daniel Orton ('09)	13	22	17
John Wall ('09)	5	1	2
Jon Hood ('09)	92	40	46
Total Top 10 Players	15	14	14
Top 15 Players	18	18	17
Top 20 Players	20	19	19
Top 25 Players	22	23	21

ing a pair of SEC tournament championships.

### Calipari's Undefeated Conference Teams

When John Calipari led Kentucky to a 16-0 mark in league play in 2012, he joined rarified air. Calipari is believed to be one of three coaches, along with Frank McGuire and Jerry Tarkanian, to lead multiple teams to an unblemished mark in multiple Division 1 conferences.

Calipari did so at Memphis in Conference USA and Kentucky in the Southeastern Conference.

McGuire led St. John's in the Metro New York ('51, '52), North Carolina in the ACC ('57) and South Carolina in the ACC ('70) to undefeated marks.

Jerry Tarkanian guided Long Beach State in the Pacific Coast Athletics Association ('70, '71) and UNLV in the Big West ('87, '91, '92) to perfect conference seasons.

### Calipari and the NBA Draft

Coach John Calipari has had two or more players selected in SIX consecutive NBA drafts dating back to 2008 with Memphis. He has three players who have been taken No. 1 overall. Following the 2013 draft, Calipari has had nine players taken in the top 10 of the draft in the last four seasons and 13 taken in the first round of the draft. With Anthony Davis going No. 1 overall in 2012, Calipari has coached three No. 1 picks in a five-year span. And his three No. 1 picks are the most by one coach in NBA Draft history.

### Calipari Draft Picks

In 21 seasons as a head coach, John Calipari has coached 28 NBA draft picks including 19 first round selections with 11 of those going in the top-10 Here's a list of all of his draft picks:

Eric Bledsoe	Michael Kidd-Gilchrist
Antonio Burks	Brandon Knight
Marcus Camby	Doron Lamb
Rodney Carney	DeAndre Liggins
DeMarcus Cousins	Darius Miller
Anthony Davis	Nerlens Noel
Joey Dorsey	Daniel Orton
Chris Douglas-Roberts	Patrick Patterson
Robert Dozier	Lou Roe
Tyreke Evans	Derrick Rose
Archie Goodwin	Marquis Teague
Josh Harrellson	Dajuan Wagner
Terrence Jones	John Wall
Enes Kanter	Shawne Williams

## HEAD COACH JOHN CALIPARI



Kentucky head coach John Calipari reached the mountaintop in his third year in Lexington, guiding Kentucky to its eighth national championship and its 15th Final Four. In doing so, he claimed his first national championship and his fourth appearance in the Final Four. He is one of only two coaches to lead three different schools to a Final Four (UMass-1996; Memphis-2008; Kentucky-2011, 2012).

The Wildcats rode the trademark hard-nosed Calipari defense to the 2012 title, finishing the season as the nation's top-ranked team in field-goal percentage defense and blocked shots.

Kentucky lost three members of its 2011 Final Four team (two to the draft, one to graduation), but Calipari reloaded with the nation's top-ranked recruiting class for the third straight season. Included in the class were eventual National Player of the Year Anthony Davis and All-American Michael Kidd-Gilchrist.

En route to the national championship, Calipari guided the Wildcats to an NCAA record-tying 38 wins, a perfect 16-0 mark in the Southeastern Conference and the school's 45th SEC championship, all while extending his winning streak in Rupp Arena to 51 straight games. Calipari extended his perfect mark at home as UK's coach to 54 games before finally losing in his fourth year at Kentucky.

Upon being named head coach on April 1, 2009, Calipari continued to work his magic of resurrecting once proud programs, taking an NIT team in 2009 to the 2010 NCAA Elite Eight. Along the way he led the Wildcats to a No. 1 ranking (UK's first since 2003), the program's 44th SEC regular-season championship and 26th SEC Tournament title.

The honors continued after the 2009-10 season as Calipari became the first coach in UK history to receive the Adolph Rupp National Coach of the Year award. He then watched as five of his players were selected in the first round of the 2010 NBA Draft, the first time a school has ever produced five first-round picks. Among those picks was the first Wildcat ever taken as the No. 1 overall pick, John Wall.

In his second year in 2010-11, a season that was labeled as a "rebuilding effort," one in which Calipari and the Cats were supposed to struggle after losing an unprecedented five first-round picks in the 2010 NBA Draft, Kentucky reloaded as Calipari guided UK to its 27th SEC Tournament championship, kept his unbeaten record at Rupp Arena alive and collected his 500th career on-court win.

In his inaugural season as head coach of the Wildcats, Calipari posted his fifth straight 30-win season, the only coach in NCAA Division I history to do so. In addition to the Rupp National Coach of the Year, Calipari was also named the Associated Press SEC Coach of the Year.

When he led Kentucky back to the No. 1 spot in the country, Calipari became one of only two coaches (Frank McGuire) in NCAA history to lead three teams to a No. 1 ranking. He led UMass to a No. 1 ranking in 1995 and 1996, and he led Memphis to the No. 1 spot in the 2008 season.

Much like he did at UMass, when his players graduated at nearly 80 percent, Calipari has stressed academics. Fifteen of his last 18 seniors that came through the Memphis program earned their bachelor's degrees, and all 10 players at UK who were eligible to graduate by the end of their senior years walked away with a degree in hand.

The Wildcats posted a 3.4 grade-point-average in the 2013 spring semester with 12 players earning a 3.0 GPA or better. It marked the fourth semester in the last five fall/spring semesters Coach Cal's team earned a 3.0 or better.

As someone who prides himself on helping young men

reach their dreams, he has placed 29 players in the NBA during his college coaching career, including 17 over his first four seasons at Kentucky. The 17 picks over a four-season span is the most of any coach.

In 2010, five of his UK players were selected in the first round for the first time in NBA history. He followed that up with four players in the draft in 2011, six players in 2012 — the most in a two-round draft — and two more in 2013.

Overall, he's churned out 17 NBA draft picks, 13 first-rounders, two No. 1 overall selections, five top-five picks and eight lottery picks at Kentucky. Since the 2008 draft, 22 of Coach Cal's players have been taken in the NBA Draft, including 15 first-rounders.

Included in Calipari's NBA success are three No. 1 overall picks (Derrick Rose, Wall and Davis) over the last five years. No other coach has had three No. 1 picks, and 2012 was the first time two players from the same team (Davis and Kidd-Gilchrist) were taken with the top two picks in the draft.

After bringing the University of Massachusetts basketball program to national prominence in the '90s and resurrecting the Memphis basketball program in the 2000s, Calipari became the 22nd coach in UK history and seventh in the last 80 years.

Following his fourth season at UK, Calipari's overall on-court record is 568-166, the third-highest winning percentage (77.4) among active NCAA Division I coaches with 10 years experience at college basketball's Division I level, trailing only Mark Few and Roy Williams.

His 173 victories from 2008-12 are the most ever for a coach over a five-year span in Division-I history. On the NCAA Division I list for winning percentage for all coaches (minimum 10 years), Calipari is in 10th place and ahead of Mike Krzyzewski, Jim Boeheim, Bob Huggins and Lute Olson.

Calipari's eight 30-win seasons are third most for a head coach in NCAA Division I history. For his career (21 years), Calipari has 19 20-win seasons and 12 25-win campaigns.

Coach Cal started his head-coaching career at UMass in 1998, guiding a struggling program at UMass to the top of college basketball, capped off by a Final Four appearance in 1996.

At 29, when he was named head coach, Calipari began building a program from the ground up, going 10-18 his first season before posting a 17-14 record his second year (receiving a bid to the National Invitation Tournament). The Minutemen won their first Atlantic 10 championship in 1992 with a 30-5 record, including a 13-3 mark in league play. With a 77-71 overtime win over Syracuse in an East Regional second-round game, UMass made its first NCAA Sweet 16 appearance.

From there, the program skyrocketed under Coach Cal.

Calipari compiled a 193-71 record (.731) during his eight-year career at Massachusetts, including a 108-44 mark (.684) in A-10 play. In addition to five straight NCAA Tournaments and a Final Four appearance in 1996, UMass also made two appearances in the NIT, advancing to the NIT semifinals in 1991. The 1990-91 season was the first of six straight seasons in which the Minutemen won at least 20 games.

Calipari's personal 20-win streak reached the 17-season mark after 35 wins in his first year at UK and 29 in his second. All nine of his Memphis clubs won 20-plus games, along with his last six teams at UMass. In his final season at UMass, Calipari was named the 1996 Naismith National Coach of the Year and The Sporting News National Coach of the Year. He was also named the Atlantic 10 Coach of the Year for the third time in four years, as well as Basketball Times East Region Coach of the Year.

During the Minutemen's 35-2 Final Four season in 1995-96, UMass posted wins over Kentucky, Maryland, Wake Forest, Georgia Tech, Syracuse, Virginia Tech and Louisville. UMass ended the regular season ranked No. 1 in the nation in the final regular-season poll after being the top-ranked team for nine weeks earlier in the year. The Minutemen also won their first 26 games of the season, setting a school record for most consecutive wins.

In addition to his Naismith National Coach of the Year honors in 1996, Calipari was a Naismith Coach of the Year finalist in 1994 and 1995. He was the USBWA District I Coach of the Year in 1993.

Calipari left UMass in June of 1996 to become executive vice president of basketball operations and head coach of the New Jersey Nets. He led the Nets to a second-place finish in the NBA's Atlantic Division and the playoffs in 1998, ending a five-year postseason drought for the franchise. The Nets' 17-game turnaround from the previous year was the best that season in the NBA.

He became a member of the Philadelphia 76ers coaching staff in 1999, rejoining Philadelphia coach Larry Brown, for whom Calipari was an assistant at Kansas.

Calipari returned to the college game in 2000 at Memphis, where he led the Tigers to the 2008 NCAA title game. Memphis' 38 wins in 2007-08 made him the winningest coach for a single season in NCAA history. As a result, Calipari was named Naismith National Coach of the Year for a second time in his career. He is only the second coach to receive the honor multiple times since the award's inception in 1987. Krzyzewski is the other to do so.

Calipari, the 2009 Sports Illustrated National Coach of the Year, led the Tigers to nine straight 20-win campaigns and nine consecutive postseason appearances, the only Memphis coach to do that. He posted 252 wins — 28 wins per season — as the Tigers' head coach, making him the winningest coach in school history.

Calipari, who is now on the board of directors of the National Association of Basketball Coaches, began his coaching career at Kansas as a volunteer assistant under Ted Owens. In 1983, he was hired as the recruiting coordinator at the University of Vermont, but he was swayed back to the nation's heartland when Brown was hired as head coach at KU. He spent three seasons at Kansas (1982-85) before another three-year stint as an assistant coach to Paul Evans at Pittsburgh (1985-88).

The 53-year-old lettered two years at North Carolina-Wilmington before transferring to Clarion State. He played point guard at Clarion during the 1981 and 1982 seasons, leading the team in assists and free-throw percentage. The Eagles were ranked in the Division II Top 20 both years and participated in the 1981 NCAA Division II Tournament.

Calipari's foundation, The Calipari Foundation, has raised millions of dollars to help the lives of those in need in the Commonwealth and across the country, and in 2010, he used a telethon to raise more than \$1 million for victims of the devastating earthquake in Haiti. He followed that up with another telethon in 2012 that raised \$1 million for victims of Superstorm Sandy.

A year after helping raise \$350,000 for charity during the inaugural UK alumni weekend, Calipari was the driving force behind the more than \$1 million that was donated to local and national organizations during the second annual alumni weekend.

His foundation has also worked with and donated money to Samaritan's Feet, the West Liberty Recovery Fund, 4 Paws for Ability, the Starkey Hearing Foundation, the Urban League of Lexington and the V Foundation. Calipari has also headed up the EverFi Financial Literacy Program, which teaches students across Kentucky the importance of money management.

Author of the national bestseller, "Bounce Back: Overcoming Setbacks to Succeed in Business and in Life," and the soon-to-be-released "Players First," Calipari is a master of communication and maximizing talent. He lives by the motto "that it's never a matter of how far you have fallen, but instead it's about how high you bounce back."

Calipari and his wife, Ellen, have two daughters, Erin and Megan, and a son, Bradley.



# HEAD COACH JOHN CALIPARI

## NCAA Division-I

### Active Winningest Coaches

(On-Court By Percentage - Min. 10 yrs. at Division I level entering 2013-14 season)

No.	Coach/Team	Yrs.	Pct.
1.	Mark Few/Gonzaga .....	14	.801
2.	Roy Williams/UNC .....	25	.795
3.	Thad Matta/Ohio State .....	13	.777
4.	<b>John Calipari/Kentucky .....</b>	<b>21</b>	<b>.774</b>
5.	Mike Krzyzewski/Duke .....	38	.763

## Since 2005-06...

Since the 2005-06 season, John Calipari's on-court record ranks him as the winningest coach over the last six-plus seasons. Totals through Nov. 12.

1. John Calipari .....	261-40
2. Bill Self .....	254-42
3. Mike Krzyzewski .....	237-51
4. Roy Williams .....	233-62
5. Thad Matta .....	232-60

## Miscellaneous On-Court Records

**Overall Record:** 571-167 (.774)

**March/April Record:** 122-35 (.777)

**NCAA Record:** 38-13 (.745)

**Record in Conference Games:** 260-80 (.765)

**Record in Conference Tournament:** 42-11 (.792)

- Calipari owns the most single-season wins with 38, tying his own record (Memphis, '08) in 2012 with 38 wins.
- Calipari is one of two coaches (Roy Williams) in NCAA Division-I history to have 400 or more wins in the first 16 years as a head coach. Calipari had 416 wins in his first 16 years.
- Calipari is the winningest coach in NCAA Division-I history for a five-year span with 173 victories (2008-12).
- Calipari is the first coach in NCAA Division-I history to record five-straight on-court 30-win seasons. Memphis hit the 30-win plateau from 2006-09.
- Calipari is one of only two coaches (Rick Pitino) to lead three different schools to a Final Four.
- Calipari started with a 54-0 record in Rupp Arena as head coach of the Wildcats.
- Calipari has 17 players that have been chosen in the NBA Draft (13 first-round) over the last four seasons.

## Cal in Conference

SEC Coaches	Conference Championships	Tournament Championships	Conference Coach of the Year
Anthony Grant, Alabama	3	2	1
Mike Anderson, Arkansas	1	0	1
Tony Barbee, Auburn	1	0	1
Billy Donovan, Florida	5	3	3
Mark Fox, Georgia	4	1	3
<b>John Calipari, Kentucky</b>	<b>12</b>	<b>11</b>	<b>7</b>
Johnny Jones, LSU	1	2	0
Frank Haith, Missouri	0	1	2
Andy Kennedy, Ole Miss	0	1	0
Rick Ray, Mississippi State	0	1	1
Frank Martin, South Carolina	0	0	1
Cuonzo Martin, Tennessee	1	0	1
Billy Kennedy, Texas A&M	4	2	3
Kevin Stallings, Vanderbilt	2	3	3
<b>TOTALS</b>	<b>34</b>	<b>26</b>	<b>27</b>

## Calipari vs. All Opponents

Alabama.....	5-3	DePaul.....	4-2	Kansas State .....	1-0	Nevada .....	1-0	Rutgers .....	11-4	Tulsa.....	11-1
Arizona.....	1-1	Detroit.....	1-0	Keene State.....	1-0	New Hampshire .....	5-0	Saint Louis .....	4-3	UAB .....	14-3
Arizona State .....	0-1	Drexel .....	2-0	Kentucky .....	2-4	New Mexico .....	1-0	Sam Houston State.....	1-0	UCF .....	6-0
Arkansas.....	5-4	Duke .....	0-2	Lafayette (Pa.) .....	1-0	New Orleans.....	1-0	Samford .....	3-0	UCLA .....	2-1
Arkansas-Little Rock .....	3-0	Duquesne .....	11-4	Lamar.....	4-0	North Carolina.....	4-1	Santa Clara.....	1-0	UNC Asheville.....	2-0
Arkansas-Pine Bluff .....	1-0	East Carolina .....	7-0	LaSalle.....	3-0	North Carolina State.....	1-0	Savannah State .....	1-0	UNC Greensboro .....	1-0
Arkansas State.....	4-0	East Tennessee State.....	3-0	LIU-Brooklyn .....	1-0	North Texas.....	1-0	Seton Hall .....	1-0	UNC Wilmington .....	1-0
Auburn.....	5-0	Eastern Kentucky .....	1-0	Lipscomb .....	1-0	Northeastern .....	2-1	Siena.....	4-0	USF .....	9-1
Austin Peay.....	6-1	Eastern Michigan .....	1-0	Long Beach State .....	1-0	Northern Kentucky .....	1-0	SMU.....	8-0	Utah .....	1-1
Baylor.....	1-1	Fairfield .....	1-0	Louisiana-Lafayette.....	2-0	Northwestern State .....	2-0	South Carolina.....	8-1	UTEP .....	6-0
Belmont.....	1-0	Florida.....	9-2	Louisiana Tech.....	1-1	Notre Dame .....	1-1	South Connecticut.....	1-0	Vanderbilt.....	8-3
Boston University .....	5-1	Florida State .....	1-1	Louisville .....	10-6	Oakland .....	1-0	Southeastern Louisiana .....	1-0	Vermont .....	2-0
Boston College .....	2-0	Florida Tech.....	0-1	LSU.....	5-0	Ohio State .....	1-1	Southern Cal .....	3-0	Villanova .....	2-0
Bradley.....	1-0	Fordham .....	5-0	Loyola .....	1-0	Oklahoma .....	4-1	Southern Miss.....	15-4	Virginia.....	0-1
Bucknell.....	1-0	Furman .....	1-0	Lowell.....	2-1	Oklahoma State .....	0-2	Southwest Texas St. ....	1-0	Virginia Tech.....	2-0
Buffalo.....	1-0	George Mason .....	1-0	Manhattan.....	2-0	Old Dominion .....	2-0	St. Bonaventure .....	17-1	Wake Forest .....	2-1
BYU.....	1-0	Georgetown .....	2-1	Marist .....	2-0	Oral Roberts .....	1-0	St. John's.....	1-0	Washington.....	1-0
Cal State Northridge.....	1-0	George Washington .....	8-9	Marshall .....	6-0	Oregon State .....	1-0	St. Joseph's .....	15-5	Western Kentucky.....	2-0
Central Conn. St. ....	2-0	Georgia .....	5-2	Marquette.....	3-1	Pennsylvania.....	3-0	St. Mary's.....	1-0	West Virginia.....	11-7
Charlotte.....	2-3	Georgia Tech .....	1-1	Maryland.....	5-3	Penn State .....	4-4	St. Peter's .....	1-0	Winthrop .....	2-0
Chattanooga .....	2-0	Gonzaga .....	4-0	Massachusetts.....	1-0	Pepperdine.....	1-0	Stanford .....	3-2	Wisconsin-Milwaukee.....	1-0
Christian Brothers .....	2-0	Hartford .....	2-0	Memphis .....	1-0	Pittsburgh.....	2-1	Syracuse.....	3-2	Wofford.....	1-0
Cincinnati.....	5-7	Harvard .....	1-0	Miami (Fla.) .....	0-1	Portland .....	3-0	TCU.....	5-1	Xavier .....	2-2
Cleveland State.....	2-0	Holy Cross .....	4-1	Miami (Ohio) .....	2-0	Princeton.....	2-0	Temple.....	13-11	Yale .....	1-0
Coastal Carolina .....	1-0	Houston .....	17-3	Michigan State .....	1-1	Providence.....	1-1	Tennessee .....	10-5		
Colorado.....	1-1	Howard .....	1-0	Middle Tennessee.....	3-0	Purdue.....	2-1	Tennessee Martin .....	4-0		
Colorado State.....	1-1	Illinois.....	1-1	Mississippi .....	8-4	Radford.....	1-0	Tennessee Tech .....	1-0		
Connecticut.....	2-4	Indiana.....	3-1	Mississippi State .....	5-0	Rhode Island.....	16-2	Texas .....	1-2		
Coppin State.....	1-0	Iowa.....	0-1	Mississippi Valley St. ....	1-0	Rice.....	4-0	Texas A&M .....	2-1		
Cornell.....	1-0	Iowa State.....	2-0	Missouri .....	2-2	Richmond.....	1-0	Texas Arlington .....	1-0		
Dartmouth.....	1-0	Jackson State .....	2-0	Morehead State .....	2-0	Rider.....	1-0	Towson State.....	1-0		
Dayton.....	1-0	Kansas.....	2-3	Murray State .....	1-0	Robert Morris .....	2-0	Tulane.....	15-0		

## TEAM STAT SUPERLATIVES UNDER CALIPARI

### TEAM

#### Most Points Scored

1. 108 Marist,	11/11/11
2. 104 LIU Brooklyn,	11/23/12
104 Hartford,	12/29/09
4. 102 Sam HoustonSt.,	11/19/09
102 Indiana,	3/23/12

#### Fewest Points Allowed

1. 38 Eastern Michigan,	1/2/13
2. 40 Radford,	11/23/11
3. 44 at Georgia,	1/24/12
44 vs. Tennessee,	1/31/12
44 vs. LSU,	1/15/11
44 vs. Drexel,	12/21/09

#### Field goals made

1. 46 Marist,	11/11/11
2. 42 LIU Brooklyn,	11/23/12
3. 41 Hartford,	12/29/09
4. 40 Lafayette,	11/16/12
5. 38 vs Wake Forest,	3/20/10

#### Field goals attempted

1. 77 Arkansas,	1/23/10
2. 75 Marist,	11/11/11
3. 71 at Arkansas,	2/23/11
71 at Georgia,	1/08/11
5. 70 LSU,	1/15/11
70 at Florida,	1/12/10

#### Field-goal percentage (20 made)

1. .697 LIU Brooklyn,	11/23/12 (42-62)
2. .645 Lafayette,	11/16/12 (40-62)
3. .614 South Carolina	2/5/13 (27-44)
4. .613 Marist,	11/11/11 (46-75)
5. .603 vs Wake Forest,	3/20/10 (38-63)
.603 Hartford,	12/29/09 (41-68)

#### 3-point field goals made

1. 15 vs. Georgia,	3/1/12
15 vs East Tennessee State,	3/18/10
3. 14 Hartford,	12/29/09
4. 13 East Tennessee State,	11/12/10
5. 12 Chattanooga,	12/17/11
12 vs North Carolina,	3/27/11
12 Winthrop University,	12/22/10
12 Vanderbilt,	1/30/10

#### 3-point field goals attempted

1. 33 Chattanooga,	12/17/11
33 vs East Tennessee State,	3/18/10
33 Arkansas,	1/23/10
4. 32 vs West Virginia,	3/27/10
5. 28 Hartford,	12/29/09
28 Vanderbilt,	3/11/12

#### 3-point FG percentage (10 made)

1. .625 Boston,	11/30/10 (10-16)
2. .579 Lafayette	11/16/12 (11-19)
3. .556 vs. Georgia,	3/1/12 (15-27)
.556 Ole Miss,	2/18/12 (10-18)
5. .550 South Carolina,	2/19/11 (11-20)

#### Free throws made

1. 35 vs. Indiana,	3/23/12
2. 32 Louisville,	12/31/11
3. 30, vs. UNC Asheville	11/8/13
30 vs. Baylor,	3/25/12
5. 31 vs. Morehead State	11/21/12
31 Indiana,	12/11/10

#### Free throws attempted

1. 48 vs. UNC Asheville	11/8/13
2. 44 at Indiana,	12/11/10
44 vs. Baylor	3/25/12
4. 43 at Louisville,	12/31/11
5. 41 vs. Morehead State	11/21/12

#### Free-throw percentage (10 made)

1. 1,000 Florida,	2/7/12 (11-11)
1,000 Austin Peay,	12/19/09 (18-18)
3. .946 Indiana	3/23/12 (30-44)
4. .895 Drexel,	12/21/09 (17-19)
5. .889 Tennessee,	1/31/12 (24-27)

#### Most rebounds

1. 59 Arkansas,	1/23/10
2. 57 Louisville ,	12/31/12
3. 56 Robert Morris,	11/17/13
4. 53 at LSU,	2/06/10
5. 52 vs. Eastern Michigan,	1/2/13
52 at Mississippi State,	2/16/10

#### Most assists

1. 30 Hartford,	12/29/09
2. 28 LIU Brooklyn,	11/23/12
28 vs UNC-Asheville,	11/30/09
4. 27 vs East Tennessee State,	3/18/10
5. 24 Marist,	11/11/11

#### Most steals

1. 15 vs. Lafayette,	11/16/12
2. 13 vs. UConn,	12/09/09
3. 12 vs. Lipscomb	12/15/12
12 vs. Portland,	11/26/11
12 vs. Cornell,	3/25/10
12 vs. Georgia,	1/09/10
12 vs UNC-Asheville,	11/30/09

#### Most blocked shots

1. 18 St. John's,	12/1/11
2. 14 at Georgia,	3/03/10
3. 13 at Ole Miss	1/29/13
13 Arkansas,	1/17/12
13 vs. Kansas,	11/15/11
13 Marist,	11/11/11

#### Fewest turnovers

1. 3 at South Carolina,	2/4/12
2. 4 vs. Portland,	11/26/11
3. 6 at Vanderbilt,	2/11/12
6 at LSU,	1/28/12,
6 vs. Florida,	3/13/11
6 vs. Indiana,	12/11/10

# INDIVIDUAL STAT SUPERLATIVES UNDER CALIPARI

## INDIVIDUAL

### Most points

1.	35	Terrence Jones vs. Auburn	1/11/11
2.	32	Doron Lamb vs. Winthrop	12/22/10
3.	30	Brandon Knight vs. W. Virginia	3/19/11
4.	29	Eric Bledsoe vs. E. Tenn. St.	03/18/10
	29	Terrence Jones vs. Oklahoma	11/22/10

### Field goals made

1.	12	Terrence Jones vs. Oklahoma	11/22/10
2.	11	Doron Lamb vs. Winthrop	12/22/10
	11	Terrence Jones vs. Auburn	1/11/11
4.	10	15 tied	

### Field goals attempted

1.	23	Brandon Knight at Arkansas	2/23/11
	23	Brandon Knight vs. UConn	4/02/11
3.	20	Brandon Knight vs. W. Virginia	3/19/11
4.	19	Terrence Jones vs. E. Tenn. St.	11/12/10
	19	Kyle Wiltjer at Ole Miss	1/29/13

### Field-goal percentage (8 made)

1.	.917	Doron Lamb vs. Winthrop	2/22/10 (11-12)
2.	.909	Anthony Davis vs. Vanderbilt	2/25/12 (10-11)
3.	.900	Alex Poythress vs. Lafayette	11/16/12 (9-10)
	.900	DeMarcus Cousins vs. Wake Forest	3/20/10 (9-10)
	.900	Anthony Davis at South Carolina	2/4/12 (9-10)
	.900	Patrick Patterson vs. East Tennessee State	3/18/10 (9-10)

### 3-point field goals made

1.	8	Eric Bledsoe vs. East Tenn. St.	3/18/10
2.	7	Doron Lamb vs. Winthrop	12/22/10
	7	Kyle Wiltjer vs. Lafayette	11/16/12
	7	Kyle Wiltjer vs. Lipscomb	12/15/12
5.	6	Darius Miller vs. South Carolina	2/19/11
	6	Darnell Dodson vs. Hartford	12/29/09

### 3-point field goals attempted

1.	12	Kyle Wiltjer at Ole Miss	1/29/13
2.	11	Kyle Wiltjer vs. Lafayette	11/16/12
	11	Brandon Knight vs. North Carolina	3/27/11
	11	Brandon Knight vs. UConn	4/02/11
	11	<b>James Young vs. Michigan State</b>	<b>11/12/13</b>

### 3-point FG percentage (6 made)

1.	.889	Eric Bledsoe vs. East Tennessee State	3/18/10 (8-9)
2.	.875	Doron Lamb vs. Winthrop	12/22/10 (7-8)
3.	.778	Kyle Wiltjer vs. Lipscomb	12/15/12 (7-9)
4.	.750	Darius Miller vs. South Carolina	2/19/11 (6-8)
5.	.636	Kyle Wiltjer vs. Lafayette	11/16/12 (7-11)

### Free throws made

1.	12	Archie Goodwin at Ole Miss	1/29/13
	12	Archie Goodwin vs. Morehead State	11/21/12
	12	Anthony Davis vs. Louisville	12/31/11
4.	11	<b>Julius Randle, vs. UNC Asheville</b>	<b>11/8/13</b>
	11	Terrence Jones vs. St. Johns	12/1/11
	11	Terrence Jones vs. LSU	1/15/11

### Free throws attempted

1.	17	Archie Goodwin vs. Morehead State	11/21/12
	17	DeMarcus Cousins vs. Tennessee	3/13/10
3.	16	Deandre Liggins vs. Indiana	12/11/10
	16	Terrence Jones vs. St. Johns	12/1/11
5.	15	Terrence Jones at Tennessee	3/06/11
	15	<b>Julius Randle vs. Michigan State</b>	<b>11/12/13</b>

### Free-throw percentage (6 made)

1.	1.000	23 tied	
		<b>Most Recent: Aaron Harrison vs. Robert Morris</b>	<b>11/17/13 (10-10)</b>
		Most FT Made: Michael Kidd-Gilchrist vs. Indiana	3/23/12 (10-10)
		<b>Aaron Harrison vs. RMU</b>	<b>11/17/13 (10-10)</b>

### Most rebounds

1.	19	Michael Kidd-Gilchrist vs. Louisville	12/31/11
2.	18	DeMarcus Cousins vs. Louisville	1/02/10
	18	DeMarcus Cousins vs. Sam Houston	11/19/09
	18	Anthony Davis vs. Chattanooga	12/17/11
	18	Patrick Patterson vs. Rider	11/21/09

### Most assists

1.	16	John Wall vs. Hartford	12/29/09
2.	14	John Wall vs. UNC Asheville	11/30/09
3.	11	John Wall vs. East Tennessee State	3/18/10
	11	John Wall vs. Rider	11/21/09
5.	10	Julius Mays vs. Lafayette	11/16/12
	10	Marquis Teague vs. Florida	2/7/12


### Most steals

1.	6	Nerlens Noel vs. Baylor	12/1/12
	6	John Wall vs. UNC Asheville	11/30/09
	6	John Wall vs. UConn	12/09/09
4.	5	Darius Miller at Portland	11/19/10
	5	Deandre Liggins vs. Tennessee	2/08/11
	5	John Wall vs. Mississippi State	3/14/10

### Most blocked shots

1.	12	Nerlens Noel at Ole Miss	1/29/13
2.	8	Nerlens Noel at Alabama	1/22/13
	8	Anthony Davis vs. St. Johns	12/1/11
	8	Anthony Davis at South Carolina	2/4/12
5.	Ten tied at 7		
		Most recent: Willie Cauley-Stein vs. Missouri	2/20/13

## PLAYER BIOS



### Willie Cauley-Stein

So. • Forward • 7-0 • 244  
Olathe, Kan.  
Northwest  
@TrillWill15

15

**2013-14 Season:** Grabbed a career-high 13 rebounds vs. Robert Morris ... Pulled down seven rebounds vs. Michigan State ... Tallied seven points to go along with 11 rebounds in UK's win over Northern Kentucky ... Swatted four shots while adding four assists and a trio of steals in the win over UNC Asheville ... Averaged 9.5 points, 5.5 rebounds and 5.0 blocks per outing in UK's two exhibition contests ... Earned preseason accolades as a second-team All-SEC selection by the media ... CBS Sports tabbed him to its preseason third team All-America squad.

**Career:** Named to the All-SEC Freshman team in 2012-13 ... A two-time All-SEC Freshman of the Week honoree ... Averaged 8.3 points and 6.2 rebounds in his first season in the Blue and White ... Ranked fourth in field-goal percentage, seventh in blocked shots, 12th in rebounding and 33rd in scoring in the UK freshman record books for first-year players ... Ranked the 10th best center in the country by Scout.com and ESPNU Recruiting and the sixth best by Rivals.com ... Ranked 20th overall by Scout, while ESPNU rated him at 32nd and Rivals at 39th.

#### Cauley-Stein's Season & Career Highs

2013-14 Season		Career
7, twice	Pts.	20, vs. Vanderbilt (2/20/13)
13, vs. Robert Morris (11/17/13)	Rebs.	13, vs. Robert Morris (11/17/13)
3, vs. Northern Kentucky (11/10/13)	FG Made	8, vs. Vanderbilt (2/20/13)
5, vs. Northern Kentucky (11/10/13)	FG Atts.	10, twice
-	3-FG Made	-
-	3-FG Atts.	-
3, vs. Robert Morris (11/17/13)	FTs Made	4, vs. Vanderbilt (2/20/13)
6, vs. Robert Morris (11/17/13)	FTs Atts.	8, at Arkansas (3/2/13)
4, vs. UNC Asheville (11/8/13)	Assists	4, three times
3, vs. UNC Asheville (11/8/13)	Steals	3, four times
4, twice	Blocks	7, vs. Missouri (2/23/13)
27, vs. Michigan State (11/12/13)	Minutes	37, at Arkansas (3/2/13)

#### Cauley-Stein's Misc. Stats

Category	2013-14	Career
Dunks	4	56
Double-Figure Scoring	-	11
Double-Figure Rebounding	2	7
Double-Doubles	-	4
Games led UK in Scoring	-	1
Games led UK in Rebounding	-	9
Games led UK in Blocks	2	15
Games with 3+ Assists	1	3
Games with 3+ Blocks	2	12
Games with 3+ Steals	1	4
Games with 3+ 3-Pointers	-	-

#### Cauley-Stein Game-By-Game


Opponent	Min.	FG-A	Pct.	3P-A	Pct.	FT-A	Pct.	O-D-T	PF	A	TO	B	St.	Pts.
UNC-Ash.	18	1-3	.333	0-0	.000	1-2	.500	4-2-6	3	4	0	4	3	3
NKU	20	3-5	.600	0-0	.000	1-2	.500	5-6-11	2	0	0	0	1	7
Mich. St.	27	2-4	.500	0-0	.000	1-3	.333	3-4-7	2	0	1	2	0	5
R. Morris	25	2-4	.500	0-0	.000	3-6	.500	4-9-13	2	2	2	4	1	7
UT Arlington														
Cleveland St.														
E. Michigan														
Providence														
Baylor														
Boise St.														
UNC														
Belmont														
L'Ville														
Miss. State														
Vandy														
Arkansas														
Tennessee														
Texas A&M														
Georgia														
LSU														
Mizzou														
Ole Miss														
Miss. State														
Auburn														
Florida														
Ole Miss														
LSU														
Arkansas														
S. Carolina														
Alabama														
Florida														

#### Cauley-Stein's Career Stats

Year	GP-S	Min.-Avg.	FG-A	Pct.	3FG-A	Pct.	FT-A	Pct.	Reb.-Avg.	PF-D	A	TO	Blk	Stl	Pts.-Avg
2012-13	29-14	683-23.6	105-169	.621	0-0	.000	32-86	.372	179-6.2	70-2	27	48	60	24	242-8.3
2013-14	4-3	90-22.5	8-16	.500	0-0	.000	6-13	.462	37-9.3	9-0	6	3	10	5	22-5.5
TOTAL	33-17	773-23.4	113-185	.611	0-0	.000	38-99	.384	216-6.5	79-2	33	51	70	29	264-8.0



## PLAYER BIOS



### EJ Floreal

Fr. • Guard • 6-3 • 195

Palo Alto, Calif.

Dunbar

@BouncyE\_24

24

**2013-14 Season:** Scored two points on a dunk and added a steal and block in Kentucky's win over Robert Morris ... Logged a bucket and a steal in two minutes of action in UK's exhibition win over Transylvania ... Earned a spot on the team as a walk-on player.

**Career:** Averaged 12.9 points and 10.5 rebounds per game in one season with Paul Dunbar in Lexington ... Was a second-team All-City selection in his senior season ... Also ran track at Dunbar where he finished fourth in the 100 meters (10.98 seconds) and third in the 200 (21.37) in the Class 3-A state meet ... Previously attended high school in Palo Alto, Calif., where he earned league MVP honors and was an All-League performer ... Son of UK's track and field coach, Edrick Floreal ... Both of his parents were Olympic athletes.

### Floreal's Season & Career Highs

2013-14 Season		Career
2, vs. Robert Morris (11/17/13)	Pts.	2, vs. Robert Morris (11/17/13)
1, vs. Robert Morris (11/17/13)	Rebs.	1, vs. Robert Morris (11/17/13)
1, vs. Robert Morris (11/17/13)	FG Made	1, vs. Robert Morris (11/17/13)
1, vs. Robert Morris (11/17/13)	FG Atts.	1, vs. Robert Morris (11/17/13)
-	3-FG Made	-
-	3-FG Atts.	-
-	FTs Made	-
-	FTs Atts.	-
-	Assists	-
1, vs. Robert Morris (11/17/13)	Steals	1, vs. Robert Morris (11/17/13)
1, vs. Robert Morris (11/17/13)	Blocks	1, vs. Robert Morris (11/17/13)
2, vs. Robert Morris (11/17/13)	Minutes	2, vs. Robert Morris (11/17/13)

### Floreal's Misc. Stats

Category	2013-14	Career
Dunks	1	1
Double-Figure Scoring	-	-
Double-Figure Rebounding	-	-
Double-Doubles	-	-
Games led UK in Scoring	-	-
Games led UK in Rebounding	-	-
Games led UK in Assists	-	-
Games with 3+ Assists	-	-
Games with 3+ Blocks	-	-
Games with 3+ Steals	-	-
Games with 3+ 3-Pointers	-	-

### Floreal Game-By-Game

Opponent	Min.	FG-A	Pct.	3P-A	Pct.	FT-A	Pct.	O-D-T	PF	A	TO	B	Stl	Pts.
UNC-Ash.						DNP								
NKU						DNP								
Mich. St.						DNP								
R. Morris	2	1-1	1.000	0-0	.000	0-0	.000	0-1-1	1	0	0	1	1	2
UT Arlington														
Cleveland St.														
E. Michigan														
Providence														
Baylor														
Boise St.														
UNC														
Belmont														
L'Ville														
Miss. State														
Vandy														
Arkansas														
Tennessee														
Texas A&M														
Georgia														
LSU														
Mizzou														
Ole Miss														
Miss. State														
Auburn														
Florida														
Ole Miss														
LSU														
Arkansas														
S. Carolina														
Alabama														
Florida														

### Floreal's Career Stats

Year	GP-S	Min.-Avg.	FG-A	Pct.	3FG-A	Pct.	FT-A	Pct.	Reb.-Avg.	PF-D	A	TO	Blk	Stl	Pts.-Avg
2013-14	1-0	2-2.0	1-1	1.000	0-0	.000	0-0	.000	1-1.0	1-0	0	0	1	1	2-2.0
TOTAL	1-0	2-2.0	1-1	1.000	0-0	.000	0-0	.000	1-1.0	1-0	0	0	1	1	2-2.0

# PLAYER BIOS



## Aaron Harrison

Fr. • Guard • 6-6 • 218

Richmond, Texas

Travis

@AaronICE2

2

**2013-14 Season:** Notched a career-high 28 points, including shooting a perfect 10-for-10 from the free throw line, in Kentucky's win over Robert Morris ... Scored 16 points in Kentucky's win over Northern Kentucky ... Posted 10 points and four steals in UK's win over UNC Asheville ... One of four UK freshmen named to the Wayman Tisdale Preseason watch list for the National Freshman of the Year award ... Averaged 9.0 points, 4.0 rebounds and 4.5 assists in two exhibition contests ... Had seven assists and no turnovers in the win over Montevallo.

**Career:** Averaged 23.1 points, 5.2 rebounds and 2.5 assists in helping lead Travis to a state title in his senior season ... He averaged 18.1 points, 4.7 rebounds, 2.7 assists and 2.6 steals, leading his team to a 36-4 record and 5A State Championship game in 2011-12 ... His twin brother, Andrew, is also a member of the Wildcats' roster ... The oldest of the Harrison twins by a minute, Aaron was ranked the No. 1 shooting guard in the country by all three recruiting services, while Rivals and Scout both ranked him the fourth overall prospect in the country ... ESPNU Recruiting ranked him fifth.

## Harrison's Season & Career Highs

2013-14 Season		Career
28, vs. Robert Morris (11/17/13)	<b>Pts.</b>	28, vs. Robert Morris (11/17/13)
5, vs. UNC Asheville (11/8/13)	<b>Rebs.</b>	5, vs. UNC Asheville (11/8/13)
7, vs. Robert Morris (11/17/13)	<b>FG Made</b>	7, vs. Robert Morris (11/17/13)
12, vs. Robert Morris (11/17/13)	<b>FG Atts.</b>	12, vs. Robert Morris (11/17/13)
4, vs. Robert Morris (11/17/13)	<b>3-FG Made</b>	4, vs. Robert Morris (11/17/13)
7, vs. Robert Morris (11/17/13)	<b>3-FG Atts.</b>	7, vs. Robert Morris (11/17/13)
10, vs. Robert Morris (11/17/13)	<b>FTs Made</b>	10, vs. Robert Morris (11/17/13)
10, vs. Robert Morris (11/17/13)	<b>FTs Atts.</b>	10, vs. Robert Morris (11/17/13)
3, vs. Robert Morris (11/17/13)	<b>Assists</b>	3, vs. Robert Morris (11/17/13)
4, vs. UNC Asheville (11/8/13)	<b>Steals</b>	4, vs. UNC Asheville (11/8/13)
1, four times	<b>Blocks</b>	1, four times
32, vs. UNC Asheville (11/8/13)	<b>Minutes</b>	32, vs. UNC Asheville (11/8/13)

## Harrison's Misc. Stats

Category	2013-14	Career
Dunks	1	1
Double-Figure Scoring	3	3
Double-Figure Rebounding	-	-
Double-Doubles	-	-
Games led UK in Scoring	1	1
Games led UK in Rebounding	-	-
Games led UK in Assists	1	1
Games with 3+ Assists	1	1
Games with 3+ Blocks	-	-
Games with 3+ Steals	1	1
Games with 3+ 3-Pointers	1	1


## Harrison Game-By-Game

Opponent	Min.	FG-A	Pct.	3P-A	Pct.	FT-A	Pct.	O-D-T	PF	A	TO	B	St.	Pts.
UNC-Ash.	32	3-8	.375	1-3	.333	3-6	.500	0-5-5	2	0	2	1	4	10
NKU	23	6-10	.600	1-5	.200	3-4	.750	1-0-1	3	1	0	1	1	16
Mich. St.	18	1-7	.143	0-5	.000	1-2	.500	0-1-1	2	2	2	1	0	3
R. Morris	27	7-12	.583	4-7	.571	10-10	1.000	1-3-4	1	3	2	1	2	28
UT Arlington														
Cleveland St.														
E. Michigan														
Providence														
Baylor														
Boise St.														
UNC														
Belmont														
L'Ville														
Miss. State														
Vandy														
Arkansas														
Tennessee														
Texas A&M														
Georgia														
LSU														
Mizzou														
Ole Miss														
Miss. State														
Auburn														
Florida														
Ole Miss														
LSU														
Arkansas														
S. Carolina														
Alabama														
Florida														

## Harrison's Career Stats

Year	GP-S	Min.-Avg.	FG-A	Pct.	3FG-A	Pct.	FT-A	Pct.	Reb.-Avg.	PF-D	A	TO	Blk	Stl	Pts.-Avg
2013-14	4-4	100-25.0	17-37	.459	6-20	.300	17-22	.773	11-2.8	8-0	6	6	4	7	57-14.3
TOTAL	4-4	100-25.0	17-37	.459	6-20	.300	17-22	.773	11-2.8	8-0	6	6	4	7	57-14.3

## PLAYER BIOS



### Andrew Harrison

Fr. • Guard • 6-6 • 215

Richmond, Texas

Travis

@DrewRoc5

5

**2013-14 Season:** Scored eight and pulled down eight rebounds in a win over Robert Morris ... Posted 11 points in 38 minutes of action against Michigan State ... Scored 13 points in UK's win over Northern Kentucky ... Tallied eight points and dished out a team-high five assists in a win over UNC Asheville ... One of four UK freshmen to earn recognition on the preseason watch list for the Wayman Tisdale Award ... Was tabbed to the Bob Cousy Award watch list ... Selected by the media as a preseason All-SEC second team honoree ... Sat out UK's two exhibition contests with a bone bruise in his right knee.

**Career:** Logged 15.8 points, 7.0 rebounds and 7.0 assists as a senior at Travis where he directed the squad to a state title in 2013 ... As a junior he averaged 12.5 points, 6.0 assists, 4.9 rebounds and 2.1 steals, while also helping guide his team to an appearance in the 5A State Championship game and a 36-4 record in 2011-12 ... Ranked as the top point guard in the country by all three recruiting services and the third-best prospect in the country by ESPNU Recruiting ... Scout and Rivals both ranked him as the fifth-best prospect.

### Harrison's Season & Career Highs

2013-14 Season		Career
13, vs. Northern Kentucky (11/10/13)	Pts.	13, vs. Northern Kentucky (11/10/13)
8, vs. Robert Morris (11/17/13)	Rebs.	8, vs. Robert Morris (11/17/13)
4, vs. Northern Kentucky (11/10/13)	FG Made	4, vs. Northern Kentucky (11/10/13)
7, vs. Northern Kentucky (11/10/13)	FG Atts.	7, vs. Northern Kentucky (11/10/13)
2, twice	3-FG Made	2, twice
4, vs. Robert Morris (11/17/13)	3-FG Atts.	4, vs. Robert Morris (11/17/13)
6, vs. UNC Asheville (11/8/13)	FTs Made	6, vs. UNC Asheville (11/8/13)
9, vs. UNC Asheville (11/8/13)	FTs Atts.	9, vs. UNC Asheville (11/8/13)
5, vs. UNC Asheville (11/8/13)	Assists	5, vs. UNC Asheville (11/8/13)
1, vs. Robert Morris (11/17/13)	Steals	1, vs. Robert Morris (11/17/13)
-	Blocks	-
38, vs. Michigan State (11/12/13)	Minutes	38, vs. Michigan State (11/12/13)

### Harrison's Misc. Stats

Category	2013-14	Career
Dunks	-	-
Double-Figure Scoring	2	2
Double-Figure Rebounding	-	-
Double-Doubles	-	-
Games led UK in Scoring	-	-
Games led UK in Rebounding	-	-
Games led UK in Assists	2	2
Games with 3+ Assists	2	2
Games with 3+ Blocks	-	-
Games with 3+ Steals	-	-
Games with 3+ 3-Pointers	-	-

### Harrison Game-By-Game

Opponent	Min.	FG-A	Pct.	3P-A	Pct.	FT-A	Pct.	O-D-T	PF	A	TO	B	St.	Pts.
UNC-Ash.	29	1-3	.333	0-1	.000	6-9	.667	0-0-0	3	5	1	0	0	8
NKU	26	4-7	.571	2-3	.667	3-3	1.000	0-2-2	2	2	1	0	0	13
Mich. St.	38	3-6	.500	1-1	1.000	4-4	1.000	0-1-1	4	3	4	0	0	11
R. Morris	29	2-4	.500	2-4	.500	2-4	.500	0-8-8	3	2	2	0	1	8
UT Arlington														
Cleveland St.														
E. Michigan														
Providence														
Baylor														
Boise St.														
UNC														
Belmont														
L'Ville														
Miss. State														
Vandy														
Arkansas														
Tennessee														
Texas A&M														
Georgia														
LSU														
Mizzou														
Ole Miss														
Miss. State														
Auburn														
Florida														
Ole Miss														
LSU														
Arkansas														
S. Carolina														
Alabama														
Florida														

### Harrison's Career Stats

Year	GP-S	Min.-Avg.	FG-A	Pct.	3FG-A	Pct.	FT-A	Pct.	Reb.-Avg.	PF-D	A	TO	Blk	Stl	Pts.-Avg
2013-14	4-4	122-30.5	10-20	.500	5-9	.556	15-20	.750	11-2.8	12-0	12	8	0	1	40-10.0
TOTAL	4-4	122-30.5	10-20	.500	5-9	.556	15-20	.750	11-2.8	12-0	12	8	0	1	40-10.0

## PLAYER BIOS



### Dominique Hawkins

Fr. • Guard • 6-0 • 193

Richmond, Ky.

Madison Central

@Dhawk\_25

25

**2013-14 Season:** Notched four points and handed out three assists in 18 minutes vs. Robert Morris ... Dished out an assist and grabbed a rebound in six minutes of action vs. Northern Kentucky ... Saw four minutes of action and registered a rebound in the win over UNC Asheville ... Had a made free throw, one rebound and one assist in five minutes of action in a win over Montevallo ... Played 12 minutes in UK's win over Transylvania ... Is the 17th Wildcat in program history to have earned Kentucky Mr. Basketball honors as a high school player.

**Career:** Averaged 20.4 points and 5.3 rebounds per game as a senior ... Was named the 2013 Kentucky Mr. Basketball ... Also hauled in state Gatorade Player of the Year honors ... Directed Madison Central to the state championship and captured most valuable player honors after averaging 20.4 points, 5.6 rebounds, 2.9 assists and 1.8 steals per game throughout the Kentucky Boys Sweet Sixteen ... Rated as the No. 44 point guard by 247 Sports ... Rivals and Scout ranked him as a three-star player.

### Hawkins' Season & Career Highs

2013-14 Season		Career
4, vs. Robert Morris (11/17/13)	Pts.	4, vs. Robert Morris (11/17/13)
1, three times	Rebs.	1, three times
2, vs. Robert Morris (11/17/13)	FG Made	2, vs. Robert Morris (11/17/13)
4, vs. Robert Morris (11/17/13)	FG Atts.	4, vs. Robert Morris (11/17/13)
-	3-FG Made	-
1, vs. Robert Morris (11/17/13)	3-FG Atts.	1, vs. Robert Morris (11/17/13)
-	FTs Made	-
-	FTs Atts.	-
3, vs. Robert Morris (11/17/13)	Assists	3, vs. Robert Morris (11/17/13)
1, vs. Robert Morris (11/17/13)	Steals	1, vs. Robert Morris (11/17/13)
1, vs. Robert Morris (11/17/13)	Blocks	1, vs. Robert Morris (11/17/13)
18, vs. Robert Morris (11/17/13)	Minutes	18, vs. Robert Morris (11/17/13)

### Hawkins' Misc. Stats

Category	2013-14	Career
Dunks	-	-
Double-Figure Scoring	-	-
Double-Figure Rebounding	-	-
Double-Doubles	-	-
Games led UK in Scoring	-	-
Games led UK in Rebounding	-	-
Games led UK in Assists	1	1
Games with 3+ Assists	1	1
Games with 3+ Blocks	-	-
Games with 3+ Steals	-	-
Games with 3+ 3-Pointers	-	-

### Hawkins Game-By-Game

Opponent	Min.	FG-A	Pct.	3P-A	Pct.	FT-A	Pct.	O-D-T	PF	A	TO	B	St.	Pts.
UNC-Ash.	4	0-0	.000	0-0	.000	0-0	.000	0-1-1	0	0	0	0	0	0
NKU	6	0-1	.000	0-1	.000	0-0	.000	0-1-1	0	1	0	0	0	0
Mich. St.	6	0-0	.000	0-1	.000	0-0	.000	0-0-0	1	0	0	0	0	0
R. Morris	18	2-4	.500	0-1	.000	0-0	.000	1-0-1	1	3	0	1	1	4
UT Arlington														
Cleveland St.														
E. Michigan														
Providence														
Baylor														
Boise St.														
UNC														
Belmont														
L'Ville														
Miss. State														
Vandy														
Arkansas														
Tennessee														
Texas A&M														
Georgia														
LSU														
Mizzou														
Ole Miss														
Miss. State														
Auburn														
Florida														
Ole Miss														
LSU														
Arkansas														
S. Carolina														
Alabama														
Florida														

### Hawkins' Career Stats

Year	GP-S	Min.-Avg.	FG-A	Pct.	3FG-A	Pct.	FT-A	Pct.	Reb.-Avg.	PF-D	A	TO	Blk	Stl	Pts.-Avg
2013-14	4-0	34-8.5	2-5	.400	0-2	.000	0-0	.000	3-0.8	2-0	4	0	1	1	4-1.0
TOTAL	4-0	34-8.5	2-5	.400	0-2	.000	0-0	.000	3-0.8	2-0	4	0	1	1	4-1.0



## PLAYER BIOS



### Jon Hood

Sr. • Guard • 6-7 • 215

Madisonville, Ky.

North Hopkins

@jonnylightning4

4

**2013-14 Season:** Nailed a 3-pointer and two free throws to score five points in UK's win over Northern Kentucky ... Logged a steal and an assist in six minutes of action vs. UNC Asheville ... Had four points and a blocked shot in 11 minutes of a win over Montevallo ... Logged two points and an assist in the victory over Transylvania.

**Career:** Graduated in May 2013 ... Only remaining player from Coach Calipari's original roster ... Has played in more than 70 contests ... Averaging a little more than five minutes a game ... Former Kentucky Mr. Basketball.

### Hood's Season & Career Highs

2013-14 Season		Career
5, vs. Northern Kentucky (11/10/13)	Pts.	7, vs. Coppin State (12/28/10)
1, vs. Northern Kentucky (11/10/13)	Rebs.	4, twice
1, vs. Northern Kentucky (11/10/13)	FG Made	2, five times
2, vs. Northern Kentucky (11/10/13)	FG Atts.	7, vs. Coppin State (12/28/10)
1, vs. Northern Kentucky (11/10/13)	3-FG Made	2, vs. Samford (12/4/12)
2, vs. Northern Kentucky (11/10/13)	3-FG Atts.	4, vs. Coppin State (12/28/10)
2, vs. Northern Kentucky (11/10/13)	FTs Made	2, six times
2, vs. Northern Kentucky (11/10/13)	FTs Atts.	4, vs. Portland (11/19/10)
1, three times	Assists	3, vs. LSU (1/15/11)
1, vs. UNC Asheville (11/8/13)	Steals	2, twice
-	Blocks	1, three times
6, twice	Minutes	20, vs. LSU (1/15/11)

### Hood's Misc. Stats

Category	2013-14	Career
Dunks	-	2
Double-Figure Scoring	-	-
Double-Figure Rebounding	-	-
Double-Doubles	-	-
Games led UK in Scoring	-	-
Games led UK in Rebounding	-	-
Games led UK in Assists	-	-
Games with 3+ Assists	-	1
Games with 3+ Blocks	-	-
Games with 3+ Steals	-	-
Games with 3+ 3-Pointers	-	-

### Hood Game-By-Game

Opponent	Min.	FG-A	Pct.	3P-A	Pct.	FT-A	Pct.	O-D-T	PF	A	TO	B	St.	Pts.
UNC-Ash.	6	0-1	.000	0-1	.000	0-0	.000	0-0-0	0	1	0	0	1	0
NKU	6	1-2	.500	1-2	.500	2-2	1.000	0-1-1	2	1	2	0	0	5
Mich. St.							DNP							
R. Morris	4	0-1	.000	0-0	.000	0-0	.000	0-0-0	0	1	0	0	0	0
UT Arlington														
Cleveland St.														
E. Michigan														
Providence														
Baylor														
Boise St.														
UNC														
Belmont														
L'Ville														
Miss. State														
Vandy														
Arkansas														
Tennessee														
Texas A&M														
Georgia														
LSU														
Mizzou														
Ole Miss														
Miss. State														
Auburn														
Florida														
Ole Miss														
LSU														
Arkansas														
S. Carolina														
Alabama														
Florida														

### Hood's Career Stats

Year	GP-S	Min.-Avg.	FG-A	Pct.	3FG-A	Pct.	FT-A	Pct.	Reb.-Avg.	PF-D	A	TO	Blk	Stl	Pts.-Avg
2009-10	17-0	74-4.4	6-19	.316	4-11	.364	4-4	1.000	12-0.7	6-0	6	4	0	1	20-1.2
2010-11	33-0	158-4.8	9-37	.243	3-19	.158	5-9	.556	22-0.7	11-0	4	2	2	3	26-0.8
2012-13	23-0	146-6.3	13-26	.500	6-15	.400	2-2	1.000	28-1.2	13-0	2	3	1	7	34-1.5
2013-14	3-0	16-5.3	1-4	.250	1-3	.333	2-2	1.000	1-0.3	2-0	3	2	0	1	5-1.7
<b>TOTAL</b>	<b>76-0</b>	<b>394-5.2</b>	<b>29-86</b>	<b>.337</b>	<b>14-48</b>	<b>.292</b>	<b>13-17</b>	<b>.765</b>	<b>63-0.8</b>	<b>32-0</b>	<b>15</b>	<b>11</b>	<b>3</b>	<b>12</b>	<b>85-1.1</b>

## PLAYER BIOS



### Dakari Johnson

Fr. • Center • 7-0 • 265

Brooklyn, N.Y.

Montverde Acad.

@dslowmotion22

44

**2013-14 Season:** Recorded eight points in Kentucky's win over Robert Morris ... Grabbed five rebounds vs. Michigan State ... Tallied seven points and four rebounds in 17 minutes of action vs. Northern Kentucky ... Scored five points in his debut as a Wildcat vs. UNC Asheville ... Selected by the media as a preseason All-SEC second team honoree ... Posted nine points and five rebounds in 15 minutes of action against Montevallo ... Totaled nine points and nine boards with a steal in 19 minutes of a win over Transylvania.

**Career:** Averaged 17.0 points, 11.0 rebounds and 4.3 blocks per game in his only season at Montverde Academy ... Johnson led his high school squad to a national championship at the National High School Invitational where he claimed MVP honors after logging 18 points and eight rebounds ... In addition to his high school accolades, Johnson suited up for Team USA Basketball's U17 squad in the summer of 2012 where he averaged 20 points and five boards a game for the world champions ... Johnson was rated as the No. 11 overall player by ESPN and the top player at his position ... Rivals ranked him as the No. 9 overall player and Scout listed him at No. 18.

### Johnson's Season & Career Highs

2013-14 Season		Career
8, vs. Robert Morris (11/17/13)	Pts.	8, vs. Robert Morris (11/17/13)
5, vs. Michigan State (11/12/13)	Rebs.	5, vs. Michigan State (11/12/13)
2, three times	FG Made	2, three times
5, vs. UNC Asheville (11/8/13)	FG Atts.	5, vs. UNC Asheville (11/8/13)
-	3-FG Made	-
-	3-FG Atts.	-
4, vs. Robert Morris (11/17/13)	FTs Made	4, vs. Robert Morris (11/17/13)
5, twice	FTs Atts.	5, twice
1, vs. Northern Kentucky (11/10/13)	Assists	1, vs. Northern Kentucky (11/10/13)
-	Steals	-
1, vs. Northern Kentucky (11/10/13)	Blocks	1, vs. Northern Kentucky (11/10/13)
17, vs. Northern Kentucky (11/10/13)	Minutes	17, vs. Northern Kentucky (11/10/13)

### Johnson's Misc. Stats

Category	2013-14	Career
Dunks	2	2
Double-Figure Scoring	-	-
Double-Figure Rebounding	-	-
Double-Doubles	-	-
Games led UK in Scoring	-	-
Games led UK in Rebounding	-	-
Games led UK in Blocks	-	-
Games with 3+ Assists	-	-
Games with 3+ Blocks	-	-
Games with 3+ Steals	-	-
Games with 3+ 3-Pointers	-	-

### Johnson Game-By-Game

Opponent	Min.	FG-A	Pct.	3P-A	Pct.	FT-A	Pct.	O-D-T	PF	A	TO	B	St.	Pts.
UNC-Ash.	9	2-5	.400	0-0	.000	1-2	.500	0-1-1	4	0	0	0	0	5
NKU	17	2-4	.500	0-0	.000	3-5	.600	1-3-4	0	1	1	1	0	7
Mich. St.	14	1-2	.500	0-0	.000	0-3	.000	2-3-5	4	0	0	0	0	2
R. Morris	13	2-3	.667	0-0	.000	4-5	.800	2-1-3	3	0	1	0	0	8
UT Arlington														
Cleveland St.														
E. Michigan														
Providence														
Baylor														
Boise St.														
UNC														
Belmont														
L'Ville														
Miss. State														
Vandy														
Arkansas														
Tennessee														
Texas A&M														
Georgia														
LSU														
Mizzou														
Ole Miss														
Miss. State														
Auburn														
Florida														
Ole Miss														
LSU														
Arkansas														
S. Carolina														
Alabama														
Florida														

### Johnson's Career Stats

Year	GP-S	Min.-Avg.	FG-A	Pct.	3FG-A	Pct.	FT-A	Pct.	Reb.-Avg.	PF-D	A	TO	Blk	Stl	Pts.-Avg
2013-14	4-0	53-13.3	7-14	.500	0-0	.000	8-15	.533	13-3.3	11-0	1	2	1	0	22-5.5
TOTAL	4-0	53-13.3	7-14	.500	0-0	.000	8-15	.533	13-3.3	11-0	1	2	1	0	22-5.5

## PLAYER BIOS



### Tod Lanter

Jr. • Guard • 6-2 • 190

Lexington, Ky.

Gulf Coast St. CC

@tod\_lanterIII

21

**2013-14 Season:** Notched a pair of rebounds in a minute of a win over Transylvania.

**Career:** Saw action in six games during his first season in the Blue and White ... Hauled in two rebounds in nine minutes of total action ... Walk-on player and son of former UK player, Bo Lanter ... Played the 2010-11 season at Gulf Coast State CC, averaging 2.6 points and 1.2 rebounds ... Scored a career-high 16 points in his first collegiate game and shot 41.8 percent.

#### Lanter's Season & Career Highs

2013-14 Season		Career
-	Pts.	-
-	Rebs.	2, vs. Mississippi State (2/27/13)
-	FG Made	-
-	FG Atts.	1, three times
-	3-FG Made	-
-	3-FG Atts.	1, twice
-	FTs Made	-
-	FTs Atts.	-
-	Assists	-
-	Steals	-
-	Blocks	-
-	Minutes	3, vs. Mississippi State (2/27/13)

#### Lanter's Misc. Stats

Category	2013-14	Career
Dunks	-	-
Double-Figure Scoring	-	-
Double-Figure Rebounding	-	-
Double-Doubles	-	-
Games led UK in Scoring	-	-
Games led UK in Rebounding	-	-
Games led UK in Assists	-	-
Games with 3+ Assists	-	-
Games with 3+ Blocks	-	-
Games with 3+ Steals	-	-
Games with 3+ 3-Pointers	-	-

#### Lanter Game-By-Game

Opponent	Min.	FG-A	Pct.	3P-A	Pct.	FT-A	Pct.	O-D-T	PF	A	TO	B	St.	Pts.
UNC-Ash.						DNP								
NKU						DNP								
Mich. St.						DNP								
R. Morris						DNP								
UT Arlington														
Cleveland St.														
E. Michigan														
Providence														
Baylor														
Boise St.														
UNC														
Belmont														
L'Ville														
Miss. State														
Vandy														
Arkansas														
Tennessee														
Texas A&M														
Georgia														
LSU														
Mizzou														
Ole Miss														
Miss. State														
Auburn														
Florida														
Ole Miss														
LSU														
Arkansas														
S. Carolina														
Alabama														
Florida														

#### Lanter's Career Stats

Year	GP-S	Min.-Avg.	FG-A	Pct.	3FG-A	Pct.	FT-A	Pct.	Reb.-Avg.	PF-D	A	TO	Blk	Stl	Pts.-Avg
2012-13	6-0	9-1.5	0-3	.000	0-2	.000	0-0	.000	2-0.3	1-0	0	2	0	0	0-0.0
2013-14															
TOTAL	6-0	9-1.5	0-3	.000	0-2	.000	0-0	.000	2-0.3	1-0	0	2	0	0	0-0.0

## PLAYER BIOS



### Marcus Lee

Fr. • Forward • 6-9 • 215

Antioch, Calif.

Deer Valley

@SuperKingMe



**2013-14 Season:** Made his first career start against Robert Morris ... Pulled down six rebounds in UK's win over Northern Kentucky ... Ranked second on the team with 17 points in collegiate debut vs. UNC Asheville ... Scored three points and added a pair of rebounds in a win over Transylvania ... Sunk a pair of free throws and added two rebounds in three minutes of action in a win over Montevallo.

**Career:** Notched 17.7 points, 19.5 rebounds and 6.7 blocks per game in his senior season at Deer Valley ... Also an exceptional volleyball player who helped lead his team to a sectional title as a senior ... Averaged 13.9 points, 13.1 rebounds, 9.1 blocks and 1.3 steals as a junior ... In his first AAU competition he registered a triple-double that was highlighted by 11 blocked shots ... Ranked as the No. 17 overall player and the No. 5 power forward in his class by Rivals ... ESPN Recruiting had him rated as the No. 30 overall prospect and the ninth-best power forward ... Scout had him tabbed as the No. 40 overall player and the No. 3 center.

### Lee's Season & Career Highs

2013-14 Season		Career
17, vs. UNC Asheville (11/8/13)	<b>Pts.</b>	17, vs. UNC Asheville (11/8/13)
6, vs. Northern Kentucky (11/10/13)	<b>Rebs.</b>	6, vs. Northern Kentucky (11/10/13)
7, vs. UNC Asheville (11/8/13)	<b>FG Made</b>	7, vs. UNC Asheville (11/8/13)
8, vs. UNC Asheville (11/8/13)	<b>FG Atts.</b>	8, vs. UNC Asheville (11/8/13)
-	<b>3-FG Made</b>	-
-	<b>3-FG Atts.</b>	-
3, vs. UNC Asheville (11/8/13)	<b>FTs Made</b>	3, vs. UNC Asheville (11/8/13)
7, vs. UNC Asheville (11/8/13)	<b>FTs Atts.</b>	7, vs. UNC Asheville (11/8/13)
1, vs. Robert Morris (11/17/13)	<b>Assists</b>	1, vs. Robert Morris (11/17/13)
-	<b>Steals</b>	-
2, twice	<b>Blocks</b>	2, twice
15, vs. UNC Asheville (11/8/13)	<b>Minutes</b>	15, vs. UNC Asheville (11/8/13)

### Lee's Misc. Stats

Category	2013-14	Career
Dunks	3	3
Double-Figure Scoring	1	1
Double-Figure Rebounding	-	-
Double-Doubles	-	-
Games led UK in Scoring	-	-
Games led UK in Rebounding	-	-
Games led UK in Blocks	-	-
Games with 3+ Assists	-	-
Games with 3+ Blocks	-	-
Games with 3+ Steals	-	-
Games with 3+ 3-Pointers	-	-

### Lee Game-By-Game

Opponent	Min.	FG-A	Pct.	3P-A	Pct.	FT-A	Pct.	O-D-T	PF	A	TO	B	St.	Pts.
UNC-Ash.	15	7-8	.875	0-0	.000	3-7	.429	1-0-1	1	0	0	0	0	17
NKU	14	1-2	.500	0-0	.000	1-2	.500	3-3-6	0	0	1	2	0	3
Mich. St.	1	0-0	.000	0-0	.000	0-0	.000	0-1-1	0	0	0	0	0	0
R. Morris	10	1-1	1.000	0-0	.000	0-0	.000	2-1-3	2	1	0	2	0	2
UT Arlington														
Cleveland St.														
E. Michigan														
Providence														
Baylor														
Boise St.														
UNC														
Belmont														
L'Ville														
Miss. State														
Vandy														
Arkansas														
Tennessee														
Texas A&M														
Georgia														
LSU														
Mizzou														
Ole Miss														
Miss. State														
Auburn														
Florida														
Ole Miss														
LSU														
Arkansas														
S. Carolina														
Alabama														
Florida														

### Lee's Career Stats

Year	GP-S	Min.-Avg.	FG-A	Pct.	3FG-A	Pct.	FT-A	Pct.	Reb.-Avg.	PF-D	A	TO	Blk	Stl	Pts.-Avg
2013-14	4-1	40-10.0	9-11	.818	0-0	.000	4-9	.444	11-2.8	3-0	1	1	4	0	22-5.5
TOTAL	4-1	40-10.0	9-11	.818	0-0	.000	4-9	.444	11-2.8	3-0	1	1	4	0	22-5.5



## PLAYER BIOS



### Brian Long

Jr. • Guard • 5-9 • 155

Dumont, N.J.

River Dell

@brianlong32

32

**2013-14 Season:** Saw a minute of action in a win over Transylvania.

**Career:** Has seen action in 15 career games in the Blue and White ... A member of UK's 2012 National Championship team ... Averaged 9.6 pts. and 5.0 assists per game in senior season at River Dell High School ... Named First Team All-Conference Big North ... Honorable Mention All-County (Bergen County) ... Helped lead team to state playoffs ... Father, Brian, played basketball at Creighton ... Has two brothers, Keith and Travis, who played basketball at UNLV and Memphis respectively.

### Long's Season & Career Highs

2013-14 Season		Career
-	Pts.	2, vs. Penn State (11/19/11)
-	Rebs.	1, twice
-	FG Made	-
-	FG Atts.	2, vs. Mississippi State (2/27/13)
-	3-FG Made	-
-	3-FG Atts.	1, vs. Lafayette (11/16/12)
-	FTs Made	2, vs. Penn State (11/19/11)
-	FTs Atts.	4, vs. Penn State (11/19/11)
-	Assists	-
-	Steals	1, vs. Mississippi State (2/27/13)
-	Blocks	-
-	Minutes	4, vs. Penn State (11/19/11)

### Long's Misc. Stats

Category	2013-14	Career
Dunks	-	-
Double-Figure Scoring	-	-
Double-Figure Rebounding	-	-
Double-Doubles	-	-
Games led UK in Scoring	-	-
Games led UK in Rebounding	-	-
Games led UK in Assists	-	-
Games with 3+ Assists	-	-
Games with 3+ Blocks	-	-
Games with 3+ Steals	-	-
Games with 3+ 3-Pointers	-	-

### Long Game-By-Game

Opponent	Min.	FG-A	Pct.	3P-A	Pct.	FT-A	Pct.	O-D-T	PF	A	TO	B	St.	Pts.
UNC-Ash.						DNP								
NKU						DNP								
Mich. St.						DNP								
R. Morris						DNP								
UT Arlington														
Cleveland St.														
E. Michigan														
Providence														
Baylor														
Boise St.														
UNC														
Belmont														
L'Ville														
Miss. State														
Vandy														
Arkansas														
Tennessee														
Texas A&M														
Georgia														
LSU														
Mizzou														
Ole Miss														
Miss. State														
Auburn														
Florida														
Ole Miss														
LSU														
Arkansas														
S. Carolina														
Alabama														
Florida														

### Long's Career Stats

Year	GP-S	Min.-Avg.	FG-A	Pct.	3FG-A	Pct.	FT-A	Pct.	Reb.-Avg.	PF-D	A	TO	Blk	Stl	Pts.-Avg
2011-12	12-0	17-1.4	0-1	.000	0-0	.000	2-4	.500	2-0.2	0-0	0	0	0	0	2-0.2
2012-13	3-0	6-2.0	0-3	.000	0-1	.000	0-0	.000	0-0.0	0-0	0	0	0	1	0-0.0
2013-14															
<b>TOTAL</b>	<b>15-0</b>	<b>23-1.5</b>	<b>0-4</b>	<b>.000</b>	<b>0-1</b>	<b>.000</b>	<b>2-4</b>	<b>.500</b>	<b>2-0.1</b>	<b>0-0</b>	<b>0</b>	<b>0</b>	<b>0</b>	<b>1</b>	<b>2-0.1</b>

## PLAYER BIOS



### Sam Malone

Jr. • Guard • 5-11 • 185

Scituate, Mass.

Scituate

@SamMaloneuk13

13

**2013-14 Season:** Scored on a drive in one minute of action in the win over Transylvania.

**Career:** Played in nine games thus far in his career in the Blue and White ... A member of the 2012 National Championship team ... Scored six points in six games, connecting on .500 of his shots in his first season ... Played in three outings as a sophomore, scoring a bucket and pulling down three rebounds ... One of six UK players to have won a high school state title ... Averaged 14.0 pts, 9.0 assists and 4.0 steals as a senior at Scituate HS ... Named a 2011 League All-Star ... Helped lead The Tilton School (N.H.) to a 2009 National Prep title ... 2008 state finalist with Scituate High School.

### Malone's Season & Career Highs

2013-14 Season		Career
-	Pts.	4, vs. Marist (11/11/11)
-	Rebs.	2, twice
-	FG Made	2, vs. Marist (11/11/11)
-	FG Atts.	2, twice
-	3-FG Made	-
-	3-FG Atts.	-
-	FTs Made	-
-	FTs Atts.	-
-	Assists	1, vs. St. John's (12/1/11)
-	Steals	-
-	Blocks	-
-	Minutes	4, vs. Penn State (11/19/11)

### Malone's Misc. Stats

Category	2013-14	Career
Dunks	-	-
Double-Figure Scoring	-	-
Double-Figure Rebounding	-	-
Double-Doubles	-	-
Games led UK in Scoring	-	-
Games led UK in Rebounding	-	-
Games led UK in Assists	-	-
Games with 3+ Assists	-	-
Games with 3+ Blocks	-	-
Games with 3+ Steals	-	-
Games with 3+ 3-Pointers	-	-

### Malone Game-By-Game

Opponent	Min.	FG-A	Pct.	3P-A	Pct.	FT-A	Pct.	O-D-T	PF	A	TO	B	Stl	Pts.
UNC-Ash.						DNP								
NKU						DNP								
Mich. St.						DNP								
R. Morris						DNP								
UT Arlington														
Cleveland St.														
E. Michigan														
Providence														
Baylor														
Boise St.														
UNC														
Belmont														
L'Ville														
Miss. State														
Vandy														
Arkansas														
Tennessee														
Texas A&M														
Georgia														
LSU														
Mizzou														
Ole Miss														
Miss. State														
Auburn														
Florida														
Ole Miss														
LSU														
Arkansas														
S. Carolina														
Alabama														
Florida														

### Malone's Career Stats

Year	GP-S	Min.-Avg.	FG-A	Pct.	3FG-A	Pct.	FT-A	Pct.	Reb.-Avg.	PF-D	A	TO	Blk	Stl	Pts.-Avg
2011-12	6-0	13-2.2	3-6	.500	0-0	.000	0-0	.000	2-0.3	0-0	1	4	0	0	6-1.0
2012-13	3-0	6-2.0	0-0	.000	0-0	.000	0-0	.000	3-1.0	0-0	0	2	0	0	0-0.0
2013-14															
<b>TOTAL</b>	<b>9-0</b>	<b>19-2.1</b>	<b>3-6</b>	<b>.500</b>	<b>0-0</b>	<b>.000</b>	<b>0-0</b>	<b>.000</b>	<b>5-0.6</b>	<b>0-0</b>	<b>1</b>	<b>6</b>	<b>0</b>	<b>0</b>	<b>6-0.7</b>

# PLAYER BIOS



## Jarrold Polson

Sr. • Guard • 6-2 • 182

Nicholasville, Ky.

West Jessamine

@jpolson05

3

**2013-14 Season:** Dished out an assist in UK's win over Robert Morris ... Averaged 6.5 points, two rebounds and an assist in UK's two exhibition contests ... Posted eight points while connecting on a pair of 3-pointers in a start against Montevallo.

**Career:** Graduated in May 2013 in just three years ... Played in 33 games and made one start in his junior campaign ... Averaged 3.1 points, 1.7 rebounds and 1.1 assists per outing ... A member of the 2012 National Championship team ... Averaged 18.2 points, 6.4 assists and 4.9 rebounds as a senior at West Jessamine High School, leading the squad to the second round of the Sweet 16 state tournament ... Scored 40 of the team's 60 points in the regional semifinals and 31 of the squad's 51 points in the regional finals to help West Jessamine advance to the Sweet 16 state tournament ... Finished his career as the school's all-time leading scorer with 1,884 points.

### Polson's Season & Career Highs

2013-14 Season		Career
-	<b>Pts.</b>	11, at Tennessee (2/16/13)
-	<b>Rebs.</b>	4, three times
-	<b>FG Made</b>	4, three times
-	<b>FG Atts.</b>	5, four times
-	<b>3-FG Made</b>	1, five times
-	<b>3-FG Atts.</b>	3, vs. Eastern Michigan (1/2/13)
-	<b>FTs Made</b>	4, twice
-	<b>FTs Atts.</b>	4, three times
1, vs. Robert Morris (11/17/13)	<b>Assists</b>	4, vs. Samford (12/4/12)
-	<b>Steals</b>	2, twice
-	<b>Blocks</b>	1, twice
7, vs. UNC Asheville (11/8/13)	<b>Minutes</b>	31, at Robert Morris (3/19/13)

### Polson's Misc. Stats

Category	2013-14	Career
Dunks	-	-
Double-Figure Scoring	-	3
Double-Figure Rebounding	-	-
Double-Doubles	-	-
Games led UK in Scoring	-	-
Games led UK in Rebounding	-	-
Games led UK in Assists	-	4
Games with 3+ Assists	-	5
Games with 3+ Blocks	-	-
Games with 3+ Steals	-	-
Games with 3+ 3-Pointers	-	-

### Polson Game-By-Game

Opponent	Min.	FG-A	Pct.	3P-A	Pct.	FT-A	Pct.	O-D-T	PF	A	TO	B	St.	Pts.
UNC-Ash.	7	0-0	.000	0-0	.000	0-0	.000	0-0-0	0	0	0	0	0	0
NKU	6	0-0	.000	0-0	.000	0-0	.000	0-0-0	2	0	1	0	0	0
Mich. St.								DNP						
R. Morris	4	0-0	.000	0-0	.000	0-0	.000	0-0-0	1	1	0	0	0	0
UT Arlington														
Cleveland St.														
E. Michigan														
Providence														
Baylor														
Boise St.														
UNC														
Belmont														
L'Ville														
Miss. State														
Vandy														
Arkansas														
Tennessee														
Texas A&M														
Georgia														
LSU														
Mizzou														
Ole Miss														
Miss. State														
Auburn														
Florida														
Ole Miss														
LSU														
Arkansas														
S. Carolina														
Alabama														
Florida														

### Polson's Career Stats

Year	GP-S	Min.-Avg.	FG-A	Pct.	3FG-A	Pct.	FT-A	Pct.	Reb.-Avg.	PF-D	A	TO	Blk	Stl	Pts.-Avg
2010-11	17-0	31-1.8	1-7	.143	0-1	.000	4-4	1.000	2-0.1	2-0	0	3	0	0	6-0.4
2011-12	11-0	31-2.8	0-2	.000	0-1	.000	1-4	.250	4-0.4	4-0	1	5	0	2	1-0.1
2012-13	33-1	457-13.8	36-68	.529	6-21	.286	23-32	.719	55-1.7	47-0	35	25	2	10	101-3.1
2013-14	3-0	17-5.7	0-0	.000	0-0	.000	0-0	.000	0-0.0	3-0	1	1	0	0	0-0.0
<b>TOTAL</b>	<b>64-1</b>	<b>536-8.4</b>	<b>37-77</b>	<b>.481</b>	<b>6-23</b>	<b>.261</b>	<b>28-40</b>	<b>.700</b>	<b>61-1.0</b>	<b>56-0</b>	<b>37</b>	<b>34</b>	<b>2</b>	<b>12</b>	<b>108-1.7</b>

## PLAYER BIOS



### Alex Poythress

So. • Forward • 6-8 • 239

Clarksville, Tenn.

Northeast

@AlextheGreat22

22

**2013-14 Season:** Passed out a career-high three assists in a win over Robert Morris ... In 27 minutes of action vs. Michigan State, scored seven points and pulled down 12 rebounds ... Recorded nine points and seven rebounds in a win over Northern Kentucky ... Registered a double-double effort with 10 points and a career-high 13 rebounds in season-opening victory over UNC Asheville ... Notched a pair of rebounds in a minute of a win over Transylvania.

**Career:** Started in 31 of 33 games played as a freshman ... Averaged 11.2 points and 6.0 rebounds per game ... An All-SEC Freshman team selection ... He finished his first season ranked ninth in rebounding, 10th in made free throws and field goal percentage and 17th in scoring in the history of the program for freshmen ... Named Tennessee's Mr. Basketball and was also named Gatorade State Player of the Year out of Northeast HS ... Seventh overall player and the No. 3 small forward by Scout.com ... Rated eighth overall and No. 2 at his position by Rivals.com ... ESPNU recruiting ranked him 13th overall and No. 3 at his position.

### Poythress' Season & Career Highs

2013-14 Season		Career
10, vs. UNC Asheville (11/8/13)	Pts.	22, twice
13, vs. UNC Asheville (11/8/13)	Rebs.	13, vs. UNC Asheville (11/8/13)
5, vs. UNC Asheville (11/8/13)	FG Made	9, three times
9, vs. UNC Asheville (11/8/13)	FG Atts.	12, twice
1, vs. Northern Kentucky (11/1/13)	3-FG Made	2, vs. Samford (12/4/12)
2, twice	3-FG Atts.	3, vs. Samford (12/4/12)
3, vs. Michigan State (11/12/13)	FTs Made	8, twice
4, vs. Michigan State (11/12/13)	FTs Atts.	10, twice
3, vs. Robert Morris (11/17/13)	Assists	3, twice
1, twice	Steals	1, eight times
3, vs. Michigan State (11/12/13)	Blocks	3, vs. Michigan State (11/12/13)
21, vs. UNC Asheville (11/8/13)	Minutes	40, vs. Missouri (2/23/13)

### Poythress' Misc. Stats

Category	2013-14	Career
Dunks	2	35
Double-Figure Scoring	1	17
Double-Figure Rebounding	2	4
Double-Doubles	1	2
Games led UK in Scoring	-	4
Games led UK in Rebounding	-	5
Games led UK in Assists	1	4
Games with 3+ Assists	-	1
Games with 3+ Blocks	1	1
Games with 3+ Steals	-	-
Games with 3+ 3-Pointers	-	-

### Poythress Game-By-Game

Opponent	Min.	FG-A	Pct.	3P-A	Pct.	FT-A	Pct.	O-D-T	PF	A	TO	B	St.	Pts.
UNC-Ash.	21	5-9	.556	0-1	.000	0-1	.000	6-7-13	2	0	0	0	0	10
NKU	20	4-7	.571	1-2	.500	0-0	.000	1-6-7	1	2	0	0	1	9
Mich. St.	27	2-6	.333	0-2	.000	3-4	.750	7-5-12	2	0	1	3	0	7
R. Morris	12	1-5	.200	0-1	.000	0-2	.000	2-2-4	2	3	2	0	1	2
UT Arlington														
Cleveland St.														
E. Michigan														
Providence														
Baylor														
Boise St.														
UNC														
Belmont														
L'Ville														
Miss. State														
Vandy														
Arkansas														
Tennessee														
Texas A&M														
Georgia														
LSU														
Mizzou														
Ole Miss														
Miss. State														
Auburn														
Florida														
Ole Miss														
LSU														
Arkansas														
S. Carolina														
Alabama														
Florida														

### Poythress' Career Stats

Year	GP-S	Min.-Avg.	FG-A	Pct.	3FG-A	Pct.	FT-A	Pct.	Reb.-Avg.	PF-D	A	TO	Blk	Stl	Pts.-Avg
2012-13	33-31	852-25.8	133-229	.581	14-33	.424	91-132	.689	199-6.0	88-6	22	66	14	9	371-11.2
2013-14	4-0	80-20.0	12-27	.444	1-6	.167	3-7	.429	36-9.0	7-0	5	3	3	2	28-7.0
TOTAL	37-31	932-25.2	145-256	.566	15-39	.385	94-139	.676	235-6.4	95-6	27	69	17	11	399-10.8



## PLAYER BIOS



### Julius Randle

Fr. • Forward • 6-9 • 250

Dallas, Texas

Prestonwood Christian

@J30\_RANDLE

30

**2013-14 Season:** Notched a fourth consecutive double-double to open the season with a 10-point, 15-rebound performance while adding a pair of blocks against Robert Morris ... Went for 27 points, including 23 in the second half, and 13 rebounds vs. Michigan State, his third consecutive 20-point, 10-rebound game ... Tallied a second consecutive double-double with 22 points and 14 rebounds vs. Northern Kentucky ... Posted a double-double effort in his debut with 23 points and 16 rebounds vs. UNC Asheville, while making 11 free throws ... Among watch list candidates for the Oscar Robertson Trophy and the Wayman Tisdale Award ... Media preseason selection for SEC Player of the Year ... A preseason All-America candidate for NBC and CBS ... Earned pre-season All-SEC honors by the media ... Averaged 18.5 points and 11.5 rebounds in UK's two exhibition contests.

**Career:** Averaged 32.5 points and 22.5 rebounds per game as a senior en route to claiming the state title ... Won state titles at Prestonwood Christian Academy during his freshman, junior and senior seasons ... Was the nation's consensus top power forward and was ranked the No. 2 overall player by Rivals, the No. 3 overall player by ESPN and the No. 5 overall player by Scout ... Earned co-MVP honors of the Jordan Brand Classic game with 19 points and seven rebounds ... Played in the FIBA tournament with Team USA's U18 squad where he averaged 14.2 points and 6.6 rebounds per game.

### Randle's Season & Career Highs

2013-14 Season		Career
27, vs. Michigan State (11/12/13)	<b>Pts.</b>	27, vs. Michigan State (11/12/13)
16, vs. UNC Asheville (11/8/13)	<b>Rebs.</b>	16, vs. UNC Asheville (11/8/13)
9, vs. Michigan State (11/12/13)	<b>FG Made</b>	9, vs. Michigan State (11/12/13)
14, vs. Michigan State (11/12/13)	<b>FG Atts.</b>	14, vs. Michigan State (11/12/13)
-	<b>3-FG Made</b>	-
1, twice	<b>3-FG Atts.</b>	1, twice
11, vs. UNC Asheville (11/8/13)	<b>FTs Made</b>	11, vs. UNC Asheville (11/8/13)
15, vs. Michigan State (11/12/13)	<b>FTs Atts.</b>	15, vs. Michigan State (11/12/13)
3, vs. Northern Kentucky (11/1/13)	<b>Assists</b>	3, vs. Northern Kentucky (11/1/13)
-	<b>Steals</b>	-
2, vs. Robert Morris (11/17/13)	<b>Blocks</b>	2, vs. Robert Morris (11/17/13)
35, vs. Michigan State (11/12/13)	<b>Minutes</b>	35, vs. Michigan State (11/12/13)

### Randle's Misc. Stats

Category	2013-14	Career
Dunks	5	5
Double-Figure Scoring	4	4
Double-Figure Rebounding	4	4
Double-Doubles	4	4
Games led UK in Scoring	3	3
Games led UK in Assists	1	1
Games led UK in Rebounding	4	4
Games led UK in Blocks	-	-
Games with 3+ Assists	1	1
Games with 3+ Blocks	-	-
Games with 3+ Steals	-	-
Games with 3+ 3-Pointers	-	-


### Randle Game-By-Game

Opponent	Min.	FG-A	Pct.	3P-A	Pct.	FT-A	Pct.	O-D-T	PF	A	TO	B	St.	Pts.
UNC-Ash.	26	6-12	.500	0-0	.000	11-13	.846	6-10-16	3	1	2	0	0	23
NKU	29	6-7	.857	0-1	.000	10-14	.714	5-9-14	2	3	2	1	0	22
Mich. St.	35	9-14	.643	0-1	.000	9-15	.600	4-9-13	4	1	8	0	0	27
R. Morris	28	5-9	.556	0-0	.000	0-1	.000	5-10-15	1	2	3	2	0	10
UT Arlington														
Cleveland St.														
E. Michigan														
Providence														
Baylor														
Boise St.														
UNC														
Belmont														
L'Ville														
Miss. State														
Vandy														
Arkansas														
Tennessee														
Texas A&M														
Georgia														
LSU														
Mizzou														
Ole Miss														
Miss. State														
Auburn														
Florida														
Ole Miss														
LSU														
Arkansas														
S. Carolina														
Alabama														
Florida														

### Randle's Career Stats

Year	GP-S	Min.-Avg.	FG-A	Pct.	3FG-A	Pct.	FT-A	Pct.	Reb.-Avg.	PF-D	A	TO	Blk	Stl	Pts.-Avg
2013-14	4-4	118-29.5	26-43	.605	0-2	.000	30-43	.698	58-14.5	10-0	7	15	3	0	82-20.5
TOTAL	4-4	118-29.5	26-43	.605	0-2	.000	30-43	.698	58-14.5	10-0	7	15	3	0	82-20.5

# PLAYER BIOS



## Derek Willis

Fr. • Forward • 6-9 • 205

Mt. Washington, Ky.

Bullitt East

@derek\_willis33

35

**2013-14 Season:** Tallied six points, draining four free throws, in Kentucky's win over Robert Morris ... Knocked down a three and three free throws in UK's win over Northern Kentucky ... Scored two points off free throws in collegiate debut vs. UNC Asheville ... Averaged 4.0 points and 2.0 rebounds in two UK exhibition victories ... Totaled six points in 10 minutes of a win over Transylvania ... Scored two points and added four rebounds in the win over Montevallo.

**Career:** Scored 17.4 points and hauled in 9.4 rebounds per game as a senior ... Averaged 18.0 points and 9.3 rebounds while leading his team to the Sweet 16 in Rupp Arena as a junior ... Won two 6th Regional titles ... The first player to commit to the 2013-14 class ... Rivals tabbed Willis as the No. 25 power forward, while Scout ranked him at No. 27 ... ESPN Recruiting rated him at No. 37 at his position ... Appeared in the Derby Classic and the Kentucky-Indiana All-Stars games.

### Willis' Season & Career Highs

2013-14 Season		Career
6, twice	Pts.	6, twice
2, vs. Northern Kentucky (11/1/13)	Rebs.	2, vs. Northern Kentucky (11/1/13)
1, twice	FG Made	1, twice
2, twice	FG Atts.	2, twice
1, vs. Northern Kentucky (11/1/13)	3-FG Made	1, vs. Northern Kentucky (11/1/13)
2, vs. Northern Kentucky (11/1/13)	3-FG Atts.	2, vs. Northern Kentucky (11/1/13)
4, vs. Robert Morris (11/17/13)	FTs Made	4, vs. Robert Morris (11/17/13)
6, vs. UNC Asheville (11/8/13)	FTs Atts.	6, vs. UNC Asheville (11/8/13)
-	Assists	-
-	Steals	-
-	Blocks	-
6, vs. Northern Kentucky (11/1/13)	Minutes	6, vs. Northern Kentucky (11/1/13)

### Willis' Misc. Stats

Category	2013-14	Career
Dunks	1	1
Double-Figure Scoring	-	-
Double-Figure Rebounding	-	-
Double-Doubles	-	-
Games led UK in Scoring	-	-
Games led UK in Rebounding	-	-
Games led UK in Blocks	-	-
Games with 3+ Assists	-	-
Games with 3+ Blocks	-	-
Games with 3+ Steals	-	-
Games with 3+ 3-Pointers	-	-

### Willis Game-By-Game

Opponent	Min.	FG-A	Pct.	3P-A	Pct.	FT-A	Pct.	O-D-T	PF	A	TO	B	St.	Pts.
UNC-Ash.	4	0-0	.000	0-0	.000	2-2	1.000	0-0-0	0	0	1	0	0	2
NKU	6	1-2	.500	1-2	.500	3-6	.500	0-2-2	0	0	2	0	0	6
Mich. St.						DNP								
R. Morris	4	1-2	.500	0-0	.000	4-4	1.000	0-1-1	0	0	0	0	0	6
UT Arlington														
Cleveland St.														
E. Michigan														
Providence														
Baylor														
Boise St.														
UNC														
Belmont														
L'Ville														
Miss. State														
Vandy														
Arkansas														
Tennessee														
Texas A&M														
Georgia														
LSU														
Mizzou														
Ole Miss														
Miss. State														
Auburn														
Florida														
Ole Miss														
LSU														
Arkansas														
S. Carolina														
Alabama														
Florida														

### Willis' Career Stats

Year	GP-S	Min.-Avg.	FG-A	Pct.	3FG-A	Pct.	FT-A	Pct.	Reb.-Avg.	PF-D	A	TO	Blk	Stl	Pts.-Avg
2013-14	3-0	14-4.7	2-4	.500	1-2	.500	9-12	.750	3-1.0	0-0	0	3	0	0	14-4.7
TOTAL	3-0	14-4.7	2-4	.500	1-2	.500	9-12	.750	3-1.0	0-0	0	3	0	0	14-4.7

## PLAYER BIOS



### James Young

Fr. • G/F • 6-6 • 215

Rochester Hills, Mich.

Rochester

@James63Young

1

**2013-14 Season:** Scored 10 points in Kentucky's win over Robert Morris ... Drained three 3s en route to scoring 19 points against Michigan State ... Posted 11 points and added four rebounds in a win over UNC Asheville ... Among watch list candidates for the Wayman Tisdale Award ... Earned preseason NBC honorable mention All-America honors ... Averaged 12.5 points, 5.0 rebounds and 3.5 assists in UK's two exhibition wins ... Posted 16 points and five rebounds in the win over Montevallo ... Had three steals and five assists in the win over Transylvania.

**Career:** Averaged 27.2 points, 16.0 rebounds and 5.7 assists as a senior at Rochester ... As a junior at Troy High School, he averaged 25.1 points, 10.5 rebounds, 4.5 assists and 2.5 steals, earning first-team All-State honors from the Associated Press, Detroit News and Detroit Free Press ... Ranked as the No. 6 prospect in his class by ESPNU Recruiting and No. 10 by both Rivals and Scout ... ESPNU and Rivals ranked him as the second-best shooting guard in the country, while Scout ranked him as the third-best small forward in the nation.

### Young's Season & Career Highs

2013-14 Season		Career
19, vs. Michigan State (11/12/13)	Pts.	19, vs. Michigan State (11/12/13)
4, twice	Rebs.	4, twice
7, vs. Michigan State (11/12/13)	FG Made	7, vs. Michigan State (11/12/13)
16, vs. Michigan State (11/12/13)	FG Atts.	16, vs. Michigan State (11/12/13)
3, vs. Michigan State (11/12/13)	3-FG Made	3, vs. Michigan State (11/12/13)
11, vs. Michigan State (11/12/13)	3-FG Atts.	11, vs. Michigan State (11/12/13)
3, vs. UNC Asheville (11/8/13)	FTs Made	3, vs. UNC Asheville (11/8/13)
6, vs. UNC Asheville (11/8/13)	FTs Atts.	6, vs. UNC Asheville (11/8/13)
2, twice	Assists	2, twice
2, vs. Robert Morris (11/17/13)	Steals	2, vs. Robert Morris (11/17/13)
1, vs. UNC Asheville (11/8/13)	Blocks	1, vs. UNC Asheville (11/8/13)
34, vs. Michigan State (11/12/13)	Minutes	34, vs. Michigan State (11/12/13)

### Young's Misc. Stats

Category	2013-14	Career
Dunks	2	2
Double-Figure Scoring	3	3
Double-Figure Rebounding	-	-
Double-Doubles	-	-
Games led UK in Scoring	-	-
Games led UK in Rebounding	-	-
Games led UK in Blocks	-	-
Games with 3+ Assists	-	-
Games with 3+ Blocks	-	-
Games with 3+ Steals	-	-
Games with 3+ 3-Pointers	1	1

### Young Game-By-Game

Opponent	Min.	FG-A	Pct.	3P-A	Pct.	FT-A	Pct.	O-D-T	PF	A	TO	B	St.	Pts.
UNC-Ash.	29	3-10	.300	2-5	.400	3-6	.500	2-2-4	2	1	1	1	0	11
NKU	27	2-8	.250	1-6	.167	0-0	.000	0-1-1	0	1	2	0	0	5
Mich. St.	34	7-16	.438	3-11	.273	2-5	.400	2-2-4	0	2	1	0	1	19
R. Morris	24	4-11	.364	1-6	.167	1-2	.500	0-3-3	2	2	3	0	2	10
UT Arlington														
Cleveland St.														
E. Michigan														
Providence														
Baylor														
Boise St.														
UNC														
Belmont														
L'Ville														
Miss. State														
Vandy														
Arkansas														
Tennessee														
Texas A&M														
Georgia														
LSU														
Mizzou														
Ole Miss														
Miss. State														
Auburn														
Florida														
Ole Miss														
LSU														
Arkansas														
S. Carolina														
Alabama														
Florida														

### Young's Career Stats

Year	GP-S	Min.-Avg.	FG-A	Pct.	3FG-A	Pct.	FT-A	Pct.	Reb.-Avg.	PF-D	A	TO	Blk	Stl	Pts.-Avg
2013-14	4-4	114-28.5	16-45	.356	7-28	.250	6-13	.462	12-3.0	4-0	6	7	1	3	45-11.3
TOTAL	4-4	114-28.5	16-45	.356	7-28	.250	6-13	.462	12-3.0	4-0	6	7	1	3	45-11.3

# SEASON BOX SCORES

## Official Basketball Box Score -- Game Totals -- Final Statistics UNC Asheville vs Kentucky 11/08/13 7:00 pm at Rupp Arena - Lexington, KY

### UNC Asheville 57 • 0-1

#	Player	Total		3-Ptr		Rebounds		PF	TP	A	TO	Bk	Stl	Min
		FG-FGA	FG-FGA	FT-FTA	Off Def Tot									
22	Weeks, Will	f	8-14	0-0	3-5	5	2	7	4	19	2	5	0	35
33	Cunningham, D.J.	c	4-7	0-0	0-1	4	6	10	5	8	1	1	2	19
05	Lane, Jaron	g	1-8	0-3	3-7	0	3	3	3	5	1	1	0	31
15	Rowsey, Andrew	g	5-11	1-5	1-2	0	1	1	1	12	2	3	0	32
22	Littlejohn, Corey	g	1-7	0-2	2-4	1	0	1	4	4	0	1	0	25
03	Wilmoth, Ethan		0-0	0-0	0-0	0	0	0	0	0	0	0	0	2
13	Robertson, David		0-0	0-0	0-0	0	1	1	0	0	0	0	0	6
14	Bedulskis, Mike		1-1	0-0	0-0	0	0	0	1	2	0	0	0	3
20	Pal, Chudler		0-0	0-0	0-0	0	3	3	2	0	0	0	0	4
21	Zilli, Giacomo		0-0	0-0	0-0	0	1	1	4	0	1	0	0	7
25	Casper, Jacob		1-1	1-1	0-0	0	0	0	0	3	0	1	0	3
31	Hughes, Sam		1-4	1-1	0-0	0	1	1	4	3	0	1	0	20
42	Biggerstaff, Alex		0-1	0-1	0-0	0	0	0	0	2	0	0	0	3
45	Roberts, Jaleel		0-3	0-0	1-2	0	1	1	4	1	0	0	1	10
	Team					0	1	2		2				
Totals			22-57	3-13	10-21	11	20	31	32	57	9	15	3	200
FG % 1st Half: 12-29		41.4%	2nd half: 10-28		35.7%	Game: 22-57		38.6%	Deadball Rebounds					
3FG % 1st Half: 2-7		28.6%	2nd half: 1-6		16.7%	Game: 3-13		23.1%						
FT % 1st Half: 5-11		45.5%	2nd half: 5-10		50.0%	Game: 10-21		47.6%						

### Kentucky 89 • 1-0

#	Player	Total		3-Ptr		Rebounds		PF	TP	A	TO	Bk	Stl	Min
		FG-FGA	FG-FGA	FT-FTA	Off Def Tot									
15	Cauley-Stein, Willie	f	1-3	0-0	1-2	4	2	6	3	3	4	0	4	18
30	Randle, Julius	f	6-13	0-0	11-13	6	10	16	3	23	1	2	0	26
01	Young, James	g	3-10	2-5	3-6	2	2	4	2	11	1	1	0	29
02	Harrison, Aaron	g	3-8	1-3	3-6	0	5	5	2	10	0	2	1	32
05	Harrison, Andrew	g	1-3	0-1	6-9	0	0	0	3	8	5	1	0	29
00	Lee, Marcus		7-8	0-0	3-7	1	0	1	1	17	0	0	0	15
03	Polson, Jarrod		0-0	0-0	0-0	0	0	0	0	0	0	0	0	7
04	Hood, Jon		0-1	0-1	0-0	0	0	0	0	1	0	0	0	6
22	Poythress, Alex		5-9	0-1	0-1	6	7	13	2	10	0	0	0	21
25	Hawkins, Dominique		0-0	0-0	0-0	0	1	1	0	0	0	0	0	4
35	Willis, Derek		0-0	0-0	2-2	0	0	0	0	2	0	1	0	4
44	Johnson, Dakari		2-5	0-0	1-2	0	1	1	4	5	0	0	0	9
	Team					0	2	2						
Totals			28-60	3-11	30-48	19	30	49	20	89	12	7	6	200
FG % 1st Half: 11-29		37.9%	2nd half: 17-31		54.8%	Game: 28-60		46.7%	Deadball Rebounds					
3FG % 1st Half: 2-6		33.3%	2nd half: 1-5		20.0%	Game: 3-11		27.3%						
FT % 1st Half: 17-31		54.8%	2nd half: 13-17		76.5%	Game: 30-48		62.5%						

Officials: Mike Nance, Tony Henderson, Tim Gattis  
Technical fouls: UNC Asheville-None. Kentucky-None.  
Attendance: 22413

Score by periods	1st	2nd	Total
UNC Asheville	31	26	57
Kentucky	41	48	89

## Official Basketball Box Score -- Game Totals -- Final Statistics Northern Kentucky vs Kentucky 11/10/13 4:00 pm at Rupp Arena - Lexington, KY

### Northern Kentucky 63 • 0-2

#	Player	Total		3-Ptr		Rebounds		PF	TP	A	TO	Bk	Stl	Min
		FG-FGA	FG-FGA	FT-FTA	Off Def Tot									
21	Billups, Jalen	f	4-5	1-1	0-0	1	2	3	4	9	0	0	0	11
02	Jackson, Jordan	g	1-4	0-1	1-2	1	1	2	0	3	0	0	0	7
10	White, Tyler	g	4-14	2-7	2-2	1	1	2	1	12	2	1	0	34
23	Johnson, Todd	g	3-8	2-5	3-4	2	6	8	1	11	4	3	0	36
25	Murray, Cole	g	0-4	0-4	0-0	0	1	1	1	0	1	1	0	25
01	Flournoy, Jack		3-7	1-4	0-0	0	0	0	4	7	0	0	0	18
05	Rosenwinkel, Matt		1-2	1-2	0-0	1	0	1	3	3	0	0	0	15
15	Camps, Daniel		3-7	1-2	6-6	1	0	1	4	13	0	0	0	14
20	Glesler, Jake		1-4	0-2	0-1	1	1	2	2	0	0	0	0	16
33	Monaco, Anthony		0-2	0-2	0-0	0	0	0	1	0	0	0	0	5
35	Cole, Deontae		1-6	1-4	0-0	1	0	1	2	3	0	1	0	14
44	Danos, Dean		0-1	0-1	0-0	0	0	0	2	0	0	0	0	5
	Team					0	2	2		1				
Totals			21-64	9-35	12-15	9	14	23	25	63	7	7	0	200
FG % 1st Half: 9-31		29.0%	2nd half: 12-33		36.4%	Game: 21-64		32.8%	Deadball Rebounds					
3FG % 1st Half: 3-18		16.7%	2nd half: 6-17		35.3%	Game: 9-35		25.7%						
FT % 1st Half: 1-3		33.3%	2nd half: 11-12		91.7%	Game: 12-15		80.0%						

### Kentucky 93 • 2-0

#	Player	Total		3-Ptr		Rebounds		PF	TP	A	TO	Bk	Stl	Min
		FG-FGA	FG-FGA	FT-FTA	Off Def Tot									
15	Cauley-Stein, Willie	f	3-5	0-0	1-2	5	6	11	2	7	0	0	0	20
30	Randle, Julius	f	6-7	0-1	10-14	5	9	14	2	22	3	2	1	29
01	Young, James	g	2-8	1-6	0-0	0	1	1	0	5	1	2	0	27
02	Harrison, Aaron	g	6-10	1-5	3-4	1	0	1	3	16	1	0	1	23
05	Harrison, Andrew	g	4-7	2-3	3-3	0	2	2	2	13	2	1	0	26
00	Lee, Marcus		1-2	0-0	1-2	3	3	6	0	3	0	1	2	14
03	Polson, Jarrod		0-0	0-0	0-0	0	0	0	2	0	0	1	0	6
04	Hood, Jon		1-2	1-2	2-2	0	1	1	2	5	1	2	0	6
22	Poythress, Alex		4-7	1-2	0-0	1	6	7	1	9	2	0	0	20
25	Hawkins, Dominique		0-1	0-1	0-0	0	1	1	0	0	0	0	0	6
35	Willis, Derek		1-2	1-2	3-6	0	2	2	0	6	0	2	0	6
44	Johnson, Dakari		2-4	0-0	3-5	1	3	4	0	7	1	1	1	17
	Team					0	1	1						
Totals			30-55	7-22	26-38	16	35	51	14	93	12	12	5	200
FG % 1st Half: 18-33		54.5%	2nd half: 12-22		54.5%	Game: 30-55		54.5%	Deadball Rebounds					
3FG % 1st Half: 5-13		38.5%	2nd half: 2-9		22.2%	Game: 7-22		31.8%						
FT % 1st Half: 7-12		58.3%	2nd half: 19-26		73.1%	Game: 26-38		68.4%						

Officials: Antinio Petty, Lee Cassell, Michael Roberts  
Technical fouls: Northern Kentucky-None. Kentucky-None.  
Attendance: 22925

Score by periods	1st	2nd	Total
Northern Kentucky	22	41	63
Kentucky	48	45	93

## Official Basketball Box Score -- Game Totals -- Final Statistics Robert Morris vs Kentucky 11/17/13 7:00 pm at Rupp Arena - Lexington, KY

### Robert Morris 49 • 2-2

#	Player		Total		3-Ptr		Rebounds			PF	TP	A	TO	Bk	Stl	Min
			FG-FGA	FG-FGA	FT-FTA	Off	Def	Total								
01	McFadden, Mike	f	2-6	0-0	1-2	2	1	3	5	5	1	3	0	1	16	
24	Tate, Aaron	f	2-7	0-0	0-0	2	3	5	2	4	1	1	0	0	24	
05	Myers-Pate, Anthony	g	0-3	0-2	1-2	0	0	0	1	1	2	1	0	0	24	
15	Anderson, Karvel	g	5-17	4-9	2-3	2	3	5	3	16	0	0	0	1	26	
22	Jones, Lucky	g	0-6	0-4	2-4	1	0	1	1	2	1	2	0	0	20	
02	Lee, Britton		0-3	0-0	0-0	0	0	0	0	0	0	0	0	0	3	
04	Appolon, David		0-4	0-1	2-2	0	2	2	4	2	0	0	0	0	17	
10	Newton, Desjuan		4-6	2-2	1-3	2	3	5	1	11	0	3	0	1	19	
11	Worthem, Jeremiah		1-6	0-2	2-4	2	2	4	1	4	0	1	0	0	20	
12	Oliver, Charles		2-8	0-3	0-0	1	0	1	3	4	1	2	0	1	15	
45	Hawkins, Stephan		0-3	0-0	0-0	2	0	2	5	0	0	1	1	0	16	
	Team					4	1	5								
Totals			16-69	6-23	11-20	18	15	33	26	49	6	14	1	4	200	
FG % 1st Half: 6-30			20.0%	2nd half: 10-39	25.6%	Game: 16-69			23.2%	Deadball						
3FG % 1st Half: 2-7			28.6%	2nd half: 4-16	25.0%	Game: 6-23			26.1%	Rebounds						
FT % 1st Half: 6-10			60.0%	2nd half: 5-10	50.0%	Game: 11-20			55.0%	4.2						





# THE LAST TIME...

## INDIVIDUALS

### SCORING

**Scored 25 Points** - Aaron Harrison (28) vs. Robert Morris, 11/17/13

**Scored 30 Points** - Brandon Knight (30) vs. West Virginia, 3/19/11

**Scored 35 Points** - Terrence Jones (35) vs. Auburn, 1/11/11

**Scored 40 Points** - Jodie Meeks (45) at Arkansas, 2/14/09

**Scored 45 Points** - Jodie Meeks (45) at Arkansas, 2/14/09

**Scored 50 Points** - Jodie Meeks (54) at Tennessee, 1/13/09

**Two Players Had 20 Points** - Julius Mays (24)/Alex Poythress (21) vs. Missouri, 2/23/13

**Three Players Had 20 Points** - DeMarcus Cousins (27)/John Wall (21)/Patrick Patterson (20) vs. Sam Houston State, 11/19/09

**Two Players Had 30 Points** - Patrick Patterson (33) and Jodie Meeks (32) vs. Tennessee State, 12/22/08

**Scored 20 Points in Two Straight Games** - Julius Randle (3) 11/08/13 - 11/10/13

**Scored 20 Points in Three Straight Games** - Julius Randle (3) 11/08/13 - 11/12/13

**Scored 20 Points in Four Straight Games** - Alex Poythress (4) 11/13/12 - 11/23/12

**Scored 20 points in Five Straight Games** - Jodie Meeks (9) 12/29/08 - 1/31/09

**Scored 20 points in Six Straight games** - Jodie Meeks (9) 12/29/08 - 1/31/09

**Scored 20 points in Seven Straight games** - Jodie Meeks (9) 12/29/08 - 1/31/09

**Scored 20 points in Eight Straight games** - Jodie Meeks (9) 12/29/08 - 1/31/09

**Scored 20 points in Nine Straight games** - Jodie Meeks (9) 12/29/08 - 1/31/09

**Scored 20 points in 10 Straight games** - Kevin Grevey (12) 12/20/74 - 1/27/75

**Scored 20 points in 12 Straight games** - Kevin Grevey (12) 12/20/74 - 1/27/75

**Scored 25 Points in Three Straight Games** - Tayshaun Prince vs. Ole Miss (26) 3/11/01; vs. Holy Cross (27) 3/15/01; vs. Iowa (31) 3/17/01

**Scored 30 Points in Two Straight Games** - Jodie Meeks vs. Appalachian State (46) 12/20/08; vs. Tennessee State (32) 12/22/08

**Scored 30 Points in Three Straight Games** - Dan Issel (6) vs. Florida (37) 2/14/70; vs. Georgia (40) 2/16/70; vs. LSU (51) 2/21/70; vs. Alabama (47) 2/23/70; vs. Vanderbilt (31) 2/28/70; vs. Auburn (42) 3/2/70

**Scored in double figures in 10 straight Games** - Darius Miller (10) 2/15/11 - 3/17/11

**Scored in double figures in 15 straight Games** - Brandon Knight (28) 11/30/10 - 3/13/11

**Scored in double figures in 20 straight Games** - Brandon Knight (28) 11/30/10 - 3/13/11

**Scored in double figures in 25 straight Games** - Brandon Knight (28) 11/30/10 - 3/13/11

**Scored in double figures in 30 straight Games** - Jodie

Meeks (32) 11/14/08 - 3/12/09

**Five Players Scored in Double Figures** - Julius Randle (23), Marcus Lee (17), James Young (11), Aaron Harrison (10), Alex Poythress (10) vs. UNC Asheville, 11/8/13

**Six Players Scored in Double Figures** - Archie Goodwin (18), Alex Poythress (16), Nerlens Noel (13), Willie Cauley-Stein (12), Kyle Wiltjer (10), Julius Mays (10) vs. Samford 12/4/12

**Seven Players Scored in Double Figures** - Randolph Morris (17), Kelenna Azubuike (15), Patrick Sparks (14), Chuck Hayes (12), Rajon Rondo (11), Ravi Moss (10) and Ramel Bradley (10) vs. Mississippi State 2/19/05

**Four Players with 15 or more points** - Julius Mays (24), Alex Poythress (21), Archie Goodwin (18), Ryan Harrow (14) vs. Missouri, 2/23/13

### DOUBLE-DOUBLES

**Double-Double** - Julius Randle (10 points, 15 rebounds) vs. Robert Morris, 11/17/13

**Triple-Double** - Chris Mills (19 points, 10 rebounds, 10 assists) vs. Austin Peay, 12/27/88

**20-10 Game** - Julius Randle (27 points, 13 rebounds) vs. Michigan State, 11/12/13

**20-15 Game** - Julius Randle (23 points, 15 rebounds) vs. UNC Asheville, 11/8/13

**30-10 Game** - Tayshaun Prince (33 points, 11 rebounds) vs. Tennessee State, 12/22/98

**Back-to-back 20-10 Games** - Julius Randle vs. UNC Asheville (23 points, 16 rebounds) 11/8/13; vs. Northern Kentucky (22 points, 14 rebounds) 11/10/13

**Three-Straight 20-10 Games** - Julius Randle vs. UNC Asheville (23 points, 16 rebounds) 11/8/13; vs. Northern Kentucky (22 points, 14 rebounds) 11/10/13; vs. Michigan State (27 points, 13 rebounds) 11/12/13

**Double-Double in Points and Rebs** - Julius Randle (10 points, 15 rebounds) vs. Robert Morris, 11/17/13

**Double-Double in Points and Assists** - Marquis Teague (12 points, 10 assists) vs. Florida, 2/7/12

**Double-Double in Points and Blocks** - Never

**Double-Double in Points and Steals** - Never

**Double-double in two consecutive games** - Julius Randle (23p, 16r) vs. UNC Asheville, 11/8/13; (22p, 14r) vs. Northern Kentucky (11/10/13); vs. Michigan State 11/12/13 (27 p, 13 r); vs. Robert Morris 11/17/13 (10 p, 15 r)

**Double-double in three consecutive games** - Julius Randle (23p, 16r) vs. UNC Asheville, 11/8/13; (22p, 14r) vs. Northern Kentucky (11/10/13); vs. Michigan State 11/12/13 (27 p, 13 r); vs. Robert Morris 11/17/13 (10 p, 15 r)

**Double-double in four consecutive games** - Julius Randle (23p, 16r) vs. UNC Asheville, 11/8/13; (22p, 14r) vs. Northern Kentucky (11/10/13); vs. Michigan State 11/12/13 (27 p, 13 r); vs. Robert Morris 11/17/13 (10 p, 15 r)

**Double-double in five consecutive games** - Anthony Davis (15p, 11 r) vs. Loyola, 12/1/11; (10p, 13r) vs. Lamar (11/26/11); vs. (18p, 10r) Louisville; (22 p, 16 r) vs. Arkansas-Little Rock (1/3/12) ; (12 p, 10 r) South

Carolina (1/7/12)

**Double-double in six consecutive games** - DeMarcus Cousins (7) at Auburn (1/16/10), vs. Arkansas (1/23), at South Carolina (1/26), vs. Vanderbilt (1/30), vs. Ole Miss (2/2), at LSU (2/6), vs. Alabama (2/9)

**Double-double in 10 consecutive games** - Jim Andrews, 1972-73 season

**Two players record double-doubles**- Alex Poythress (10 points, 13 rebounds); Julius Randle (23 points, 16 rebounds) vs. UNC Asheville, 11/8/13

**Three players record double-doubles**- DeMarcus Cousins (19 points, 14 rebounds)/Patrick Patterson (19 points, 10 rebounds)/John Wall (18 points, 10 rebounds) at Mississippi State, 2/16/10

**Four players record double-doubles**- Jack Givens (30 points, 13 rebounds)/Kyle Macy (16 points, 10 assists)/Mike Phillips (22 points, 18 rebounds)/Rick Robey (23 points, 13 rebounds) vs. Southern Methodist, 11/26/77

**Five players record double-doubles**- Never

### FIELD GOALS

**Made 12 FG in a game** - Terrence Jones (12) vs. Oklahoma, 11/22/10

**Made 15 FG in a game** - Jodie Meeks (17) at Arkansas, 2/14/09

**Made 16 FG in a game** - Jodie Meeks (17) at Arkansas, 2/14/09

**Made 17 FG in a game** - Jodie Meeks (17) at Arkansas, 2/14/09

**Made 18 FG in a game** - Melvin Turpin (18) vs. Georgia 3/8/84

**Made 19 FG in a game** - Dan Issel (19) vs. Alabama 2/23/70

**Made 20 FG in a game** - Dan Issel (23) vs. Ole Miss 2/7/70

**Made 21 FG in a game** - Dan Issel (23) vs. Ole Miss 2/7/70

**Made 22 FG in a game** - Dan Issel (23) vs. Ole Miss 2/7/70

**Made 23 FG in a game** - Dan Issel (23) vs. Ole Miss 2/7/70

**Attempted 17 FG in a game** - Kyle Wiltjer (19) at Ole Miss (1/29/13)

**Attempted 18 FG in a game** - Kyle Wiltjer (19) at Ole Miss (1/29/13)

**Attempted 19 FG in a game** - Kyle Wiltjer (19) at Ole Miss (1/29/13)

**Attempted 20 FG in a game** - Brandon Knight (23) vs. UConn, 4/2/11

**Attempted 25 FG in a game** - Jodie Meeks (27) vs. VMI, 11/14/08

### THREE-POINTERS

**Made 5 3-pointers in a game** - Kyle Wiltjer (5) at Ole Miss, 1/29/13

**Made 6 3-pointers in a game** - Kyle Wiltjer (7) vs. Lipscomb, 12/15/12

**Made 7 3-pointers in a game** - Kyle Wiltjer (7) vs. Lipscomb, 12/15/12

**Made 8 3-pointers in a game** - Eric Bledsoe (8) vs. East Tennessee State (NCAA Tournament), 3/18/10

**Made 9 3-pointers in a game** - Jodie Meeks (10) at Tennessee, 1/13/09

**Made 10 3-pointers in a game** - Jodie Meeks (10) at Tennessee, 1/13/09

**Made 11 3-pointers in a game** - Never

**Attempted 10 3-pointers in a game** - James Young (11) vs. Michigan State, 11/12/13

**Attempted 15 3-pointers in a game** - Jodie Meeks (15) at Tennessee, 1/13/09

**Attempted 16 3-pointers in a game** - Derrick Miller (16) vs. LSU 2/15/90

**Attempted 17 3-pointers in a game** - Derrick Miller (19) vs. Kansas 12/6/89

**Attempted 18 3-pointers in a game** - Derrick Miller (19) vs. Kansas 12/6/89

**Attempted 19 3-pointers in a game** - Derrick Miller (19) vs. Kansas 12/6/89

**Made a 3-pointer in 10 straight games** - Julius Mays (18), 12/29/12-3/2/13

**Made a 3-pointer in 15 straight games** - Julius Mays (18), 12/29/12-3/2/13

**Made two 3-pointers in 10 straight games** - Jodie Meeks (16), 12/3/08-1/31/09

**Made three 3-pointers in 10 straight games** - Gerald Fitch (20) 1/14/03-3/23/03

**Made three 3-pointers in 15 straight games** - Gerald Fitch (20) 1/14/03-3/23/03

**Made three 3-pointers in 20 straight games** - Gerald Fitch (20) 1/14/03-3/23/03

**Made three 3-pointers in 25 straight games** - Keith Bogans (29) 3/14/02-2/26/03

## FREE THROWS

**Made 8 FT in a game** - Aaron Harrison (10) vs. Robert Morris, 11/17/13

**Made 9 FT in a game** - Aaron Harrison (10) vs. Robert Morris, 11/17/13

**Made 10 FT in a game** - Aaron Harrison (10) vs. Robert Morris, 11/17/13

**Made 11 FT in a game** - Julius Randle (11) vs. UNC Asheville, 11/8/13

**Made 12 FT in a game** - Archie Goodwin (12) at Ole Miss, 1/29/13

**Made 13 FT in a game** - Jodie Meeks (14) at Tennessee, 1/13/09

**Made 14 FT in a game** - Jodie Meeks (14) at Tennessee, 1/13/09

**Made 15 FT in a game** - Rodrick Rhodes (16) vs. Ole Miss 1/18/95

**Made 16 FT in a game** - Rodrick Rhodes (16) vs. Ole Miss 1/18/95

**Made 17 FT in a game** - Dwight Anderson (18) vs. Mississippi State 2/12/79

**Made 18 FT in a game** - Dwight Anderson (18) vs. Mississippi State 2/12/79

**Attempted 10 FT in a game** - Aaron Harrison (10) vs. Robert Morris, 11/17/13

**Attempted 15 FT in a game** - Julius Randle (15) vs. Michigan State, 11/12/13

**Attempted 20 FT in a game** - Heshimu Evans (20) vs. Ole Miss 3/5/99

## REBOUNDS

**15 Rebs** - Julius Randle (15) vs. Robert Morris, 11/17/13

**16 Rebs** - Julius Randle (16) vs. UNC Asheville, 11/8/13

**20 Rebs** - Jared Prickett (20) vs. Arkansas 2/9/94

**25 Rebs** - Mike Phillips (28) vs. Tennessee 1/10/76

**30 Rebs** - Cotton Nash (30) vs. Ole Miss 2/8/64

**34 Rebs** - Bob Burrow (34) vs. Temple 12/10/55

**10+ Rebs in three consecutive games** - Julius Randle (4) at 11/8/13-11/17/13

**10+ Rebs in four consecutive games** - Julius Randle (4) at 11/8/13-11/17/13

**10+ Rebs in five consecutive games** - Anthony Davis (5) at 3/17/12-4/2/12

**10+ Rebs in six consecutive games** - DeMarcus Cousins (9) at 1/16/10 - 2/16/10

**10+ Rebs in seven consecutive games** - DeMarcus Cousins (9) 1/16/10 - 2/16/10

**10+ Rebs in eight consecutive games** - DeMarcus Cousins (9) 1/16/10 - 2/16/10

**10+ Rebs in nine consecutive games** - DeMarcus Cousins (9) 1/16/10 - 2/16/10

**Two players had 10 rebounds** - Julius Randle (15), Willie Cauley-Stein (13) vs. Robert Morris, 11/17/13

**Three players had 10 rebounds** - Michael Kidd-Gilchrist (19), Terrence Jones (11), Anthony Davis (10) vs. Louisville, 12/31/11

## ASSISTS

**8 Assists** - Ryan Harrow (8) at Auburn, 1/19/13

**9 Assists** - Archie Goodwin (9) vs. LIU Brooklyn, 11/23/12

**10 Assists** - Julius Mays (10) vs. Lafayette, 11/16/12

**11 Assists** - John Wall (11) vs. E. Tennessee St., 3/18/10

**12 Assists** - John Wall (16) vs. Hartford, 12/29/09

**13 Assists** - John Wall (16) vs. Hartford, 12/29/09

**14 Assists** - John Wall (16) vs. Hartford, 12/29/09

**15 Assists** - John Wall (16) vs. Hartford, 12/29/09

**16 Assists** - John Wall (16) vs. Hartford, 12/29/09

**5+ Assists in Four Consecutive Games** - John Wall (7) (2/27/10 to 3/27/10)

**8+ Assists in Two Consecutive Games** - Marquis Teague (3) (2/7/12 to 2/18/12)

## BLOCKS

**4 Blocks** - Willie Cauley-Stein (4) vs. Robert Morris, 11/17/13

**5 Blocks** - Willie Cauley-Stein (7) vs. Missouri, 2/23/13

**6 Blocks** - Willie Cauley-Stein (7) vs. Missouri, 2/23/13

**7 Blocks** - Willie Cauley-Stein (7) vs. Missouri, 2/23/13

**8 Blocks** - Nerlens Noel (12) at Ole Miss, 1/29/13

**9 Blocks** - Nerlens Noel (12) at Ole Miss, 1/29/13

**10 Blocks** - Nerlens Noel (12) at Ole Miss, 1/29/13

**11 Blocks** - Nerlens Noel (12) at Ole Miss, 1/29/13

**12 Blocks** - Nerlens Noel (12) at Ole Miss, 1/29/13

## STEALS

**5 Steals** - Nerlens Noel (6) vs. Baylor, 12/1/12

**6 Steals** - Nerlens Noel (6) vs. Baylor, 12/1/12

**7 Steals** - Rajon Rondo (8) vs. Mississippi State, 2/19/05

**8 Steals** - Rajon Rondo (8) vs. Mississippi State, 2/19/05

## MINUTES

**Played every minute** - Anthony Davis (40) vs. Iowa State, 3/17/12

**Played 40+ minutes** - Julius Mays (44)/Ryan Harrow (41)/Alex Poythress (40) vs. Missouri, 2/23/13

**Played over 50 minutes** - Patrick Patterson (50) vs. Vanderbilt, 1/12/08

## FOULS

**Technical Foul** - Willie Cauley-Stein/Ryan Harrow vs. Vanderbilt, 2/20/13

**Fouled Out** - Archie Goodwin/Ryan Harrow/Alex Poythress at Georgia, 3/7/13

**Two Players Fouled Out** - Archie Goodwin/Ryan Harrow/Alex Poythress at Georgia, 3/7/13

**Three Players Fouled Out** - Archie Goodwin/Ryan Harrow/Alex Poythress at Georgia, 3/7/13

**Four Players Fouled Out** - Terrence Jones, Josh Harrellson, Brandon Knight, Eloy Vargas, at UNC 12/4/10

# TEAM

**Started four freshmen** - Aaron Harrison, Andrew Harrison, Julius Randle, James Young vs. Michigan State, 11/12/13

**Started five freshmen** - Aaron Harrison, Andrew Harrison, Marcus Lee, Julius Randle, James Young vs. Robert Morris, 11/17/13

**Scored 90 or More Points** - 93 vs. Nothern Kentucky, 11/10/13 (W, 93-63)

**Scored 90 or More Points (SEC Game)** - 90 vs. Missouri, 2/23/13 (W, 90-83, OT)

**Scored 100 or More Points** - 104 vs. LIU Brooklyn, 11/23/12 (W, 104-75)

**Scored 100 or More Points (SEC Game)** - 101 vs. Arkansas, 1/23/10 (W, 101-70)

**Scored 110 or More Points** - 115 vs. Tennessee State [NCAA First round], 12/30/02 (W, 115-87)

**Scored 110 or More Points (SEC Game)** - 120 vs. Vanderbilt, 2/7/96 (W, 120-81)

**Scored 120 or More Points** - 120 vs. Vanderbilt, 2/7/96 (W, 120-81)

**Scored 120 or More Points (SEC Game)** - 120 vs. Vanderbilt, 2/7/96 (W, 120-81)

**Scored 130 or More Points** - 143 vs. Georgia, 2/27/56 (W, 143-66)

**Scored 140 or More Points** - 143 vs. Georgia, 2/27/56 (W, 143-66)

**Scored 150 or More Points** - Never

**Scored Less than 50 Points** - 48 vs. Vanderbilt, 3/15/13 (L, 64-48)

**Allowed 90 or More Points** -90 by Indiana, 3/23/12 (W, 102-90)

**Allowed 90 or More Points (SEC Game)** - 90 by Georgia, 3/4/09 (L, 90-85)

**Allowed 100 or More Points** - 111 by VMI, 11/14/08 (L, 111-103)

**Allowed 100 or More Points (SEC Game)** - 101 by Arkansas, 2/10/93 (L, 101-94)

**Allowed Less Than 50 Points** - 49 vs. Robert Morris 11/17/13, (W, 87-49)

**Allowed Less Than 50 Points (SEC)** - 49 vs. Georgia 3/1/12, (W, 79-49)

**Shot 70% from the field** - .722 vs. Mississippi St., 2/15/86

**Shot 65% from the field** - .677 vs. LIU Brooklyn, 11/23/12

**Shot 30% or less from the field** - .296 vs. Baylor, 12/1/12

**Allowed 50% shooting** - .500 vs. Vanderbilt, 3/15/13

**Allowed 60% shooting** - .640 by Florida, 3/4/07

**Allowed 20% or less shooting** - .200 by Central Arkansas, 11/6/07 (10-50)

**Allowed 30% or less shooting** - .232 vs. Robert Morris 11/17/13 (16-69)

**Held opponent to zero 3-pointers** - at Auburn, 1/19/13 (0-15)

**Shot 90% or Better from Free Throw Line** - 94.6 (35-37) vs. Indiana (3/23/12)

**Shot 100% from Free Throw Line** - 11-11 vs. Florida, 2/7/12

**Shot 50% or Less from Free Throw Line** - .500 vs. Vanderbilt, 3/15/13 (8-16)

**Attempted 40 FT** - vs. UNC Asheville (30-48) 11/8/13

**Attempted five or less FT** - vs. South Carolina (4)  
1/21/06

**Made 30 FT** - 30 vs. UNC Asheville (30-48) 11/8/13

**Hit 10 3-pointers** - 10 vs. E. Michigan, 1/2/13 (10-26)

**Hit 11 3-pointers** - 11 vs. Lafayette, 11/16/12 (11-19)

**Hit 12 3-pointers** - 15 vs. Georgia, 3/1/12 (15-27)

**Hit 13 3-pointers** - 15 vs. Georgia, 3/1/12 (15-27)

**Hit 14 3-pointers** - 15 vs. Georgia, 3/1/12 (15-27)

**Hit 15 3-pointers** - 15 vs. Georgia, 3/1/12 (15-27)

**Hit 16 3-pointers** - 16 vs. UNC-Asheville, 12/23/96 (16-33)

**Hit 17 3-pointers** - 20 vs. LSU, 3/4/95 (20-35)

**Hit 18 3-pointers** - 20 vs. LSU, 3/4/95 (20-35)

**Hit 19 3-pointers** - 20 vs. LSU, 3/4/95 (20-35)

**Hit 20 3-pointers** - 20 vs. LSU, 3/4/95 (20-35)

**Hit 21 3-pointers** - 21 vs. North Carolina, 12/27/89 (21-48)

**Hit 22 3-pointers** - Never

**Scored 100 Points in Two Consecutive Games** - 103

vs. Wake Forest, 3/25/93 (W, 103-69) and 106 vs.

Florida State, 3/27/93 (W, 106-81)

**Scored 100 Points in Three Consecutive Games** - 114

vs. Portland State 12/16/77 (W, 114-88), 102 vs. St.

John's 12/17/77 (W, 102-72), and 104 vs. Iona 12/23/77

(W, 104-65)

**Scored 100 Points in Consecutive SEC Games** -

143 vs. Georgia 2/27/56 (W, 143-66) and 101 vs.

Tennessee 3/3/56 (W, 101-77)

**Won game by 50 points or more** - 52 vs. Eastern

Michigan (W, 90-38) 1/2/13

**Won game by 60 points or more** - 62 vs. Vanderbilt (W,

106-44) 3/5/03

**Won game by 70 points or more** - 74 vs. Tennessee-

Martin (W, 124-50) 11/26/94

**Lost game by 30 points or more** - 30 at Tennessee (L,

88-58) 2/16/13

**Lost game by 40 points or more** - 41 at Vanderbilt (L,

93-52) 2/12/08

**Lost game by 50 points or more** - 55 at Kansas (L, 150-

95) 12/9/89

**Lost game by 60 points or more** - 70 vs. Central (L,

87-17) 1/28/1910

**Lost game by 70 points or more** - 70 vs. Central (L,

87-17) 1/28/1910

**Game decided by one point** - at Indiana, 12/10/11 (L,

73-72)

**Game decided by two points** - at Vanderbilt, 1/10/13

(W, 60-58)

**Game decided by three points** - at Louisville, 12/29/12

(L, 80-77)

**Two consecutive games decided by one point** - vs.

North Carolina (W, 73-72) 12/3/11 and at Indiana (L,

73-72) 12/10/11

**Three consecutive games decided by one point** - Never

**Two consecutive games decided by two points** - at Ole

Miss (L, 71-69) 2/1/11 and Florida (L, 70-68) 2/5/11

**Came back from 18-point deficit for win** - W, 72-70 vs.

Miami Univ. (11/16/09); Trailed 36-18 (7:04 in 1st)

**Came back from 19-point deficit for win** - W, 80-77 vs.

Florida (3/2/94); Trailed 33-14 (7:00 in 1st)

**Came back from 20-point deficit for win** - W, 99-95 at

LSU (2/15/94); Trailed 68-37 (15:34 in 2nd)

**Came back from 30-point deficit for win** - W, 99-95 at

LSU (2/15/94); Trailed 68-37 (15:34 in 2nd)

**Came back from 31-point deficit for win** - W, 99-95 at

LSU (2/15/94); Trailed 68-37 (15:34 in 2nd)

**Pulled down 50 rebounds** - 56 (17-39) vs. Robert Morris,

11/17/13

**Pulled down 55 rebounds** - 56 (17-39) vs. Robert Morris,

11/17/13

**Pulled down 60 rebounds** - 62 (19-43) vs. Morehead

State, 12/16/96

**Played an Overtime Game** - vs. Missouri, 2/23/13,

(W, 90-83, ot)

**Won an Overtime Game** - at Texas A&M, 2/2/13,

(W, 72-68, ot)

**Played an SEC Overtime Game** - at Texas A&M, 2/2/13,

(W, 72-68, ot)

**Won an SEC Overtime Game** - at Texas A&M, 2/2/13,

(W, 72-68, ot)

**Lost an Overtime Game** - at Arkansas, 2/23/11,

(L, 77-76, ot)

**Lost an SEC Overtime Game** - at Arkansas, 2/23/11,

(L, 77-76, ot)

**Played Two Overtimes** - vs. Vanderbilt, 1/12/08

(W, 79-73, 2ot)

**Played Three Overtimes** - vs. Temple 12/7/57 (W, 85-83)

**Played Four Overtimes** - Never played four overtime

game

**Played consecutive games that went to overtime** -

12/9/78 vs. Kansas (W, 67-66) and 12/16/78 vs. Indiana

(L, 68-67)

## SPECIALITY STATS

### PP - POINTS IN THE PAINT

#### 2ND - SECOND CHANCE POINTS

### POT - POINTS OFF TURNOVERS

#### BP - BENCH POINTS

#### FB - FAST BREAK

Opponent	Result	PP	POT	2nd	BP	FB
UNC Asheville		32	2	6	9	0
at Kentucky	W, 89-57	50	20	25	34	8
Northern Kentucky		18	22	11	28	2
at Kentucky	W, 93-63	36	11	21	30	8
Michigan State		44	18	14	11	21
vs. Kentucky	L, 78-74	40	9	24	9	2
Robert Morris		16	14	14	21	0
at Kentucky	W, 87-49	36	10	16	29	14
UT-Arlington						
at Kentucky						
Cleveland St.						
at Kentucky						
E. Michigan						
at Kentucky						
Providence						
vs. Kentucky						
Baylor						
vs. Kentucky						
Boise State						
at Kentucky						
at North Carolina						
Kentucky						
Belmont						
at Kentucky						
Louisville						
at Kentucky						
Mississippi St.						
at Kentucky						
at Vanderbilt						
Kentucky						
atr Arkansas						
Kentucky						
Tennessee						
at Kentucky						
Texas A&M						
at Kentucky						
Georgia						
at Kentucky						
at LSU						
Kentucky						
at Missouri						
Kentucky						
Ole Miss						
at Kentucky						
at Mississippi St.						
Kentucky						
at Auburn						
Kentucky						
Florida						
at Kentucky						
at Ole Miss						
Kentucky						
LSU						
at Kentucky						
Arkansas						
at Kentucky						
at South Carolina						
Kentucky						
Alabama						
at Kentucky						
at Florida						
Kentucky						

## MISCELLANEOUS STATS

### Leading Scorer

Randle	3
Aaron Harrison	1

### Leading Rebounder

Randle	4
--------	---

### Leader in Assists

Andrew Harrison	2
Aaron Harrison	1
Hawkins	1
Poythress	1
Randle	1

### Charges Drawn

Opponents	2
Kentucky	0

### Dunks

Opponents	6
Kentucky	21

Randle	5
Cauley-Stein	4
Lee	3
Johnson	2
Poythress	2
Young	2
Aaron Harrison	1
Floreal	1
Willis	1

### 20-Point Scoring Game

Opponents	2
Kentucky	4

Randle	3
Aaron Harrison	1

### 30-Point Scoring Game

Opponents	0
Kentucky	0

### 40-Point Scoring Game

Opponents	0
Kentucky	0

### Technical Fouls

Opponents	0
Kentucky	0

### Fouled Out

Opponents	1
Kentucky	0

### Three-Point Plays

Opponents	1
Kentucky	6

Randle	3
Aaron Harrison	1
Andrew Harrison	1
Young	1

### Four-Point Plays

Opponents	0
Kentucky	0

### UK's First Substitution

Poythress	2
Cauley-Stein	1
Johnson	1

### Forced 5-Second Call

Opponents	0
Kentucky	0

### Forced Shot Clock Violations

Opponents	0
Kentucky	4

### 10-Second Violations

Opponents	0
Kentucky	0

### 3-Second Violations

Opponents	0
Kentucky	0

### Jump Balls Controlled

Opponents	1
Kentucky	3

Cauley-Stein	2/3
Lee	1/1

### First Score (3-Pointers)

Opponents	0
Kentucky	0

### Runs of 10-0 or Better

Opponents	1
Kentucky	5



# KENTUCKY TEAM HIGHS/LOWS

		KENTUCKY	OPPONENT
Points First Half	High	48, vs. Northern Kentucky (11/10/13)	44, vs. Michigan State (11/12/13)
	Low	32, vs. Michigan State (11/12/13)	20, vs. Robert Morris (11/17/13)
Points Second Half	High	48, vs. UNC Asheville (11/8/13)	41, vs. Northern Kentucky (11/10/13)
	Low	45, vs. Northern Kentucky (11/10/13)	26, vs. UNC Asheville (11/8/13)
Total Points	High	93, vs. Northern Kentucky (11/10/13)	78, vs. Michigan State (11/12/13)
	Low	89, vs. UNC Asheville (11/8/13)	49, vs. Robert Morris (11/17/13)
FG Made	High	30, vs. Northern Kentucky (11/10/13)	30, vs. Michigan State (11/12/13)
	Low	25, vs. Michigan State (11/12/13)	16, vs. Robert Morris (11/17/13)
FG Attempted	High	60, vs. UNC Asheville (11/8/13)	69, vs. Robert Morris (11/17/13)
	Low	55, two times	57, vs. UNC Asheville (11/8/13)
FG Percentage	High	.545, vs. Northern Kentucky (11/10/13)	.476, vs. Michigan State (11/12/13)
	Low	.455, vs. Michigan State (11/12/13)	.232 vs. Robert Morris (11/17/13)
3-Pt. FG Made	High	7, two times	9, vs. Northern Kentucky (11/10/13)
	Low	3, vs. UNC Asheville (11/8/13)	3, vs. UNC Asheville (11/8/13)
3-Pt. FG Attempted	High	22, vs. Northern Kentucky (11/10/13)	35, vs. Northern Kentucky (11/10/13)
	Low	11, vs. UNC Asheville (11/8/13)	12, vs. Michigan State (11/12/13)
3-Pt. FG Percet.	High	.368 vs. Robert Morris (11/17/13)	.417, vs. Michigan State (11/12/13)
	Low	.200, vs. Michigan State (11/12/13)	.231, vs. UNC Asheville (11/8/13)
FT Made	High	30, vs. UNC Asheville (11/8/13)	13, vs. Michigan State (11/12/13)
	Low	20, vs. Michigan State (11/12/13)	11, vs. Robert Morris (11/17/13)
FT Attempted	High	48, vs. UNC Asheville (11/8/13)	21, vs. UNC Asheville (11/8/13)
	Low	34, vs. Robert Morris (11/17/13)	15, vs. Northern Kentucky (11/10/13)
FT Percentage	High	.706, vs. Robert Morris (11/17/13)	.800, vs. Northern Kentucky (11/10/13)
	Low	.556, vs. Michigan State (11/12/13)	.476, vs. UNC Asheville (11/8/13)
Off. Rebounds	High	19, vs. UNC Asheville (11/8/13)	18, vs. Robert Morris (11/17/13)
	Low	16, vs. Northern Kentucky (11/10/13)	9, vs. Northern Kentucky (11/10/13)
Def. Rebounds	High	39, vs. Robert Morris (11/17/13)	22, vs. Michigan State (11/12/13)
	Low	26, vs. Michigan State (11/12/13)	14, vs. Northern Kentucky (11/10/13)
Total Rebounds	High	56, vs. Robert Morris (11/17/13)	33, vs. Robert Morris (11/17/13)
	Low	44, vs. Michigan State (11/12/13)	23, vs. Northern Kentucky (11/10/13)
Assists	High	20, vs. Robert Morris (11/17/13)	17, vs. Michigan State (11/12/13)
	Low	8, vs. Michigan State (11/12/13)	6, vs. Robert Morris (11/17/13)
Blocked Shots	High	11, vs. Robert Morris (11/17/13)	3, two times
	Low	5, vs. Northern Kentucky (11/10/13)	0, vs. Northern Kentucky (11/10/13)
Steals	High	9, vs. Robert Morris (11/17/13)	13, vs. Michigan State (11/12/13)
	Low	1, vs. Michigan State (11/12/13)	1, vs. UNC Asheville (11/8/13)
Turnovers	High	17, vs. Michigan State (11/12/13)	15, vs. UNC Asheville (11/8/13)
	Low	7, vs. UNC Asheville (11/8/13)	7, two times
Fouls	High	20, vs. UNC Asheville (11/8/13)	32, vs. UNC Asheville (11/8/13)
	Low	14, vs. Northern Kentucky (11/10/13)	25, vs. Northern Kentucky (11/10/13)

**Kentucky Men's Basketball**  
**Kentucky Combined Team Statistics (as of Nov 18, 2013)**  
**All games**

<b>RECORD:</b>	<b>OVERALL</b>	<b>HOME</b>	<b>AWAY</b>	<b>NEUTRAL</b>
ALL GAMES	3-1	3-0	0-0	0-1
CONFERENCE	0-0	0-0	0-0	0-0
NON-CONFERENCE	3-1	3-0	0-0	0-1

#	Player	gp-gs	min	avg	Total		3-Point		F-Throw		Rebounds								a	to	blk	stl	pts	avg
					fg-fga	fg%	3fg-fga	3fg%	ft-fa	ft%	off	def	tot	avg	pf	dq								
30	Randle, Julius	4-4	118	29.5	26-43	.605	0-2	.000	30-43	.698	20	38	58	14.5	10	0	7	15	3	0	82	20.5		
02	Harrison, Aaron	4-4	100	25.0	17-37	.459	6-20	.300	17-22	.773	2	9	11	2.8	8	0	6	6	4	7	57	14.3		
01	Young, James	4-4	114	28.5	16-45	.356	7-28	.250	6-13	.462	4	8	12	3.0	4	0	6	7	1	3	45	11.3		
05	Harrison, Andrew	4-4	122	30.5	10-20	.500	5-9	.556	15-20	.750	0	11	11	2.8	12	0	12	8	0	1	40	10.0		
22	Poythress, Alex	4-0	80	20.0	12-27	.444	1-6	.167	3-7	.429	16	20	36	9.0	7	0	5	3	3	2	28	7.0		
15	Cauley-Stein, Willie	4-3	90	22.5	8-16	.500	0-0	.000	6-13	.462	16	21	37	9.3	9	0	6	3	10	5	22	5.5		
44	Johnson, Dakari	4-0	53	13.3	7-14	.500	0-0	.000	8-15	.533	5	8	13	3.3	11	0	1	2	1	0	22	5.5		
00	Lee, Marcus	4-1	40	10.0	9-11	.818	0-0	.000	4-9	.444	6	5	11	2.8	3	0	1	1	4	0	22	5.5		
35	Willis, Derek	3-0	14	4.7	2-4	.500	1-2	.500	9-12	.750	0	3	3	1.0	0	0	0	3	0	0	14	4.7		
24	Florean, E.J.	1-0	2	2.0	1-1	1.000	0-0	.000	0-0	.000	0	1	1	1.0	1	0	0	0	1	1	2	2.0		
04	Hood, Jon	3-0	16	5.3	1-4	.250	1-3	.333	2-2	1.000	0	1	1	0.3	2	0	3	2	0	1	5	1.7		
25	Hawkins, Dominique	4-0	34	8.5	2-5	.400	0-2	.000	0-0	.000	1	2	3	0.8	2	0	4	0	1	1	4	1.0		
03	Polson, Jarrod	3-0	17	5.7	0-0	.000	0-0	.000	0-0	.000	0	0	0	0.0	3	0	1	1	0	0	0	0.0		
Team											0	3	3											
Total.....		4	800		111-227	.489	21-72	.292	100-156	.641	70	130	200	50.0	72	0	52	51	28	21	343	85.8		
Opponents.....		4	800		89-253	.352	23-83	.277	46-73	.630	48	71	119	29.8	110	-	39	43	7	20	247	61.8		

<b>TEAM STATISTICS</b>	<b>UK</b>	<b>OPP</b>
SCORING	343	247
Points per game	85.8	61.8
Scoring margin	+24.0	-
FIELD GOALS-ATT	111-227	89-253
Field goal pct	.489	.352
3 POINT FG-ATT	21-72	23-83
3-point FG pct	.292	.277
3-pt FG made per game	5.3	5.8
FREE THROWS-ATT	100-156	46-73
Free throw pct	.641	.630
F-Throws made per game	25.0	11.5
REBOUNDS	200	119
Rebounds per game	50.0	29.8
Rebounding margin	+20.3	-
ASSISTS	52	39
Assists per game	13.0	9.8
TURNOVERS	51	43
Turnovers per game	12.8	10.8
Turnover margin	-2.0	-
Assist/turnover ratio	1.0	0.9
STEALS	21	20
Steals per game	5.3	5.0
BLOCKS	28	7
Blocks per game	7.0	1.8
ATTENDANCE	66938	22711
Home games-Avg/Game	3-22313	0-0
Neutral site-Avg/Game	-	1-22711

<b>Date</b>	<b>Opponent</b>		<b>Score</b>	<b>Att.</b>
11/08/13	UNC ASHEVILLE	w	89-57	22413
11/10/13	NORTHERN KENTUCKY	w	93-63	22925
11/12/13	vs MICHIGAN STATE	L	74-78	22711
11/17/13	ROBERT MORRIS	w	87-49	21600

\* - Conference game

<b>Score by Periods</b>	<b>1st</b>	<b>2nd</b>	<b>Totals</b>
Kentucky	165	178	343
Opponents	117	130	247

# Kentucky Men's Basketball

## Kentucky Team Game-by-Game (as of Nov 18, 2013)

### All games

#### TEAM STATISTICS

Opponent	Date	Score	Total		3-Pointers		Free throws		Rebounds											
			fg-fga	pct	3fg-fga	pct	ft-fta	pct	off	def	tot	avg	pf	a	t/o	blk	stl	pts	avg	
UNC ASHEVILLE	11/08/13	89-57	W	28-60	.467	3-11	.273	30-48	.625	19	30	49	49.0	20	12	7	6	8	89	89.0
NORTHERN KENTUCKY	11/10/13	93-63	W	30-55	.545	7-22	.318	26-38	.684	16	35	51	50.0	14	12	12	5	3	93	91.0
vs MICHIGAN STATE	11/12/13	74-78	L	25-55	.455	4-20	.200	20-36	.556	18	26	44	48.0	19	8	17	6	1	74	85.3
ROBERT MORRIS	11/17/13	87-49	W	28-57	.491	7-19	.368	24-34	.706	17	39	56	50.0	19	20	15	11	9	87	85.8
Kentucky		343		111-227	.489	21-72	.292	100-156	.641	70	130	200	50.0	72	52	51	28	21	343	85.8
Opponents		247		89-253	.352	23-83	.277	46-73	.630	48	71	119	29.8	110	39	43	7	20	247	61.8

Games played: 4  
Points/game: 85.8  
FG Pct: 48.9  
3FG Pct: 29.2  
FT Pct: 64.1

Rebounds/game: 50.0  
Assists/game: 13.0  
Turnovers/game: 12.8  
Assist/turnover ratio: 1.0  
Steals/game: 5.3  
Blocks/game: 7.0

# Kentucky Men's Basketball

## Kentucky Opponent Game-by-Game (as of Nov 18, 2013)

### All games

#### OPPONENT STATISTICS

Opponent	Date	Score		Total		3-Pointers		Free throws		Rebounds											
				fg-fga	pct	3fg-fga	pct	ft-fta	pct	off	def	tot	avg	pf	a	t/o	blk	stl	pts	avg	
UNC ASHEVILLE	11/08/13	89-57	W	22-57	.386	3-13	.231	10-21	.476	11	20	31	31.0	32	9	15	3	1	57	57.0	
NORTHERN KENTUCKY	11/10/13	93-63	W	21-64	.328	9-35	.257	12-15	.800	9	14	23	27.0	25	7	7	0	2	63	60.0	
vs MICHIGAN STATE	11/12/13	74-78	L	30-63	.476	5-12	.417	13-17	.765	10	22	32	28.7	27	17	7	3	13	78	66.0	
ROBERT MORRIS	11/17/13	87-49	W	16-69	.232	6-23	.261	11-20	.550	18	15	33	29.8	26	6	14	1	4	49	61.8	
Opponents		247		89-253	.352	23-83	.277	46-73	.630	48	71	119	29.8	110	39	43	7	20	247	61.8	
Kentucky		343		111-227	.489	21-72	.292	100-156	.641	70	130	200	50.0	72	52	51	28	21	343	85.8	

Games played: 4  
Points/game: 61.8  
FG Pct: 35.2  
3FG Pct: 27.7  
FT Pct: 63.0

Rebounds/game: 29.8  
Assists/game: 9.8  
Turnovers/game: 10.8  
Assist/turnover ratio: 0.9  
Steals/game: 5.0  
Blocks/game: 1.8

**Kentucky Men's Basketball**  
**Kentucky Team Game-by-Game Comparison (as of Nov 18, 2013)**  
**All games**

Opponent	1st	2nd	Score	Mar	Total FG	FG Pct	3-Pointers	3FG Pct	Free Throws	FT Pct	Rebounds	Assist	T/Over	Block	Steal	Fouls
UNC ASHEVILLE	41/31	48/26	89-57	+32	28-60/22-57	.467/.386	3-11/3-13	.273/.231	30-48/10-21	.625/.476	49/31 +18	12/9	7/15	6/3	8/1	20/32
NORTHERN KENTUCKY	48/22	45/41	93-63	+30	30-55/21-64	.545/.328	7-22/9-35	.318/.257	26-38/12-15	.684/.800	51/23 +28	12/7	12/7	5/0	3/2	14/25
MICHIGAN STATE	32/44	42/34	74-78	(4)	25-55/30-63	.455/.476	4-20/5-12	.200/.417	20-36/13-17	.556/.765	44/32 +12	8/17	17/7	6/3	1/13	19/27
ROBERT MORRIS	44/20	43/29	87-49	+38	28-57/16-69	.491/.232	7-19/6-23	.368/.261	24-34/11-20	.706/.550	56/33 +23	20/6	15/14	11/1	9/4	19/26

Note: Game totals are displayed in the format TEAM/OPPONENT for each category



**Kentucky Men's Basketball**  
**Kentucky Individual Game-by-Game (as of Nov 18, 2013)**  
**All games**

**#00 Lee, Marcus**

Opponent	Date	gs	min	Total		3-Pointers		Free throws		Rebounds				pf	a	t/o	blk	stl	pts	avg
				fg-fga	pct	3fg-fga	pct	ft-fga	pct	off	def	tot	avg							
UNC ASHEVILLE	11/08/13		15	7-8	.875	0-0	.000	3-7	.429	1	0	1	1.0	1	0	0	0	0	17	17.0
NORTHERN KENTUCKY	11/10/13		14	1-2	.500	0-0	.000	1-2	.500	3	3	6	3.5	0	0	1	2	0	3	10.0
vs MICHIGAN STATE	11/12/13		1	0-0	.000	0-0	.000	0-0	.000	0	1	1	2.7	0	0	0	0	0	0	6.7
ROBERT MORRIS	11/17/13	*	10	1-1	1.000	0-0	.000	0-0	.000	2	1	3	2.8	2	1	0	2	0	2	5.5
Totals		1	40	9-11	.818	0-0	.000	4-9	.444	6	5	11	2.8	3	1	1	4	0	22	5.5

Games played: 4  
Minutes/game: 10.0  
Points/game: 5.5  
FG Pct: 81.8  
FT Pct: 44.4

Rebounds/game: 2.8  
Assists/game: 0.3  
Turnovers/game: 0.3  
Assist/turnover ratio: 1.0  
Blocks/game: 1.0

**#01 Young, James**

Opponent	Date	gs	min	Total		3-Pointers		Free throws		Rebounds				pf	a	t/o	blk	stl	pts	avg
				fg-fga	pct	3fg-fga	pct	ft-fga	pct	off	def	tot	avg							
UNC ASHEVILLE	11/08/13	*	29	3-10	.300	2-5	.400	3-6	.500	2	2	4	4.0	2	1	1	1	0	11	11.0
NORTHERN KENTUCKY	11/10/13	*	27	2-8	.250	1-6	.167	0-0	.000	0	1	1	2.5	0	1	2	0	0	5	8.0
vs MICHIGAN STATE	11/12/13	*	34	7-16	.438	3-11	.273	2-5	.400	2	2	4	3.0	0	2	1	0	1	19	11.7
ROBERT MORRIS	11/17/13	*	24	4-11	.364	1-6	.167	1-2	.500	0	3	3	3.0	2	2	3	0	2	10	11.3
Totals		4	114	16-45	.356	7-28	.250	6-13	.462	4	8	12	3.0	4	6	7	1	3	45	11.3

Games played: 4  
Minutes/game: 28.5  
Points/game: 11.3  
FG Pct: 35.6  
3FG Pct: 25.0  
FT Pct: 46.2

Rebounds/game: 3.0  
Assists/game: 1.5  
Turnovers/game: 1.8  
Assist/turnover ratio: 0.9  
Steals/game: 0.8  
Blocks/game: 0.3

**#02 Harrison, Aaron**

Opponent	Date	gs	min	Total		3-Pointers		Free throws		Rebounds				pf	a	t/o	blk	stl	pts	avg
				fg-fga	pct	3fg-fga	pct	ft-fga	pct	off	def	tot	avg							
UNC ASHEVILLE	11/08/13	*	32	3-8	.375	1-3	.333	3-6	.500	0	5	5	5.0	2	0	2	1	4	10	10.0
NORTHERN KENTUCKY	11/10/13	*	23	6-10	.600	1-5	.200	3-4	.750	1	0	1	3.0	3	1	0	1	1	16	13.0
vs MICHIGAN STATE	11/12/13	*	18	1-7	.143	0-5	.000	1-2	.500	0	1	1	2.3	2	2	2	1	0	3	9.7
ROBERT MORRIS	11/17/13	*	27	7-12	.583	4-7	.571	10-10	1.000	1	3	4	2.8	1	3	2	1	2	28	14.3
Totals		4	100	17-37	.459	6-20	.300	17-22	.773	2	9	11	2.8	8	6	6	4	7	57	14.3

Games played: 4  
Minutes/game: 25.0  
Points/game: 14.3  
FG Pct: 45.9  
3FG Pct: 30.0  
FT Pct: 77.3

Rebounds/game: 2.8  
Assists/game: 1.5  
Turnovers/game: 1.5  
Assist/turnover ratio: 1.0  
Steals/game: 1.8  
Blocks/game: 1.0

**#03 Polson, Jarrod**

Opponent	Date	gs	min	Total		3-Pointers		Free throws		Rebounds				pf	a	t/o	blk	stl	pts	avg
				fg-fga	pct	3fg-fga	pct	ft-fga	pct	off	def	tot	avg							
UNC ASHEVILLE	11/08/13		7	0-0	.000	0-0	.000	0-0	.000	0	0	0	0.0	0	0	0	0	0	0	0.0
NORTHERN KENTUCKY	11/10/13		6	0-0	.000	0-0	.000	0-0	.000	0	0	0	0.0	2	0	1	0	0	0	0.0
ROBERT MORRIS	11/17/13		4	0-0	.000	0-0	.000	0-0	.000	0	0	0	0.0	1	1	0	0	0	0	0.0
Totals		0	17	0-0	.000	0-0	.000	0-0	.000	0	0	0	0.0	3	1	1	0	0	0	0.0

Games played: 3  
Minutes/game: 5.7

Assists/game: 0.3  
Turnovers/game: 0.3  
Assist/turnover ratio: 1.0

# Kentucky Men's Basketball

## Kentucky Individual Game-by-Game (as of Nov 18, 2013)

### All games

#### #04 Hood, Jon

Opponent	Date	gs	min	Total		3-Pointers		Free throws		Rebounds				pf	a	t/o	blk	stl	pts	avg
				fg-fga	pct	3fg-fga	pct	ft-fa	pct	off	def	tot	avg							
UNC ASHEVILLE	11/08/13		6	0-1	.000	0-1	.000	0-0	.000	0	0	0	0.0	0	1	0	0	1	0	0.0
NORTHERN KENTUCKY	11/10/13		6	1-2	.500	1-2	.500	2-2	1.000	0	1	1	0.5	2	1	2	0	0	5	2.5
ROBERT MORRIS	11/17/13		4	0-1	.000	0-0	.000	0-0	.000	0	0	0	0.3	0	1	0	0	0	0	1.7
Totals		0	16	1-4	.250	1-3	.333	2-2	1.000	0	1	1	0.3	2	3	2	0	1	5	1.7

Games played: 3  
 Minutes/game: 5.3  
 Points/game: 1.7  
 FG Pct: 25.0  
 3FG Pct: 33.3  
 FT Pct: 100.0

Rebounds/game: 0.3  
 Assists/game: 1.0  
 Turnovers/game: 0.7  
 Assist/turnover ratio: 1.5  
 Steals/game: 0.3

#### #05 Harrison, Andrew

Opponent	Date	gs	min	Total		3-Pointers		Free throws		Rebounds				pf	a	t/o	blk	stl	pts	avg
				fg-fga	pct	3fg-fga	pct	ft-fa	pct	off	def	tot	avg							
UNC ASHEVILLE	11/08/13	*	29	1-3	.333	0-1	.000	6-9	.667	0	0	0	0.0	3	5	1	0	0	8	8.0
NORTHERN KENTUCKY	11/10/13	*	26	4-7	.571	2-3	.667	3-3	1.000	0	2	2	1.0	2	2	1	0	0	13	10.5
vs MICHIGAN STATE	11/12/13	*	38	3-6	.500	1-1	1.000	4-4	1.000	0	1	1	1.0	4	3	4	0	0	11	10.7
ROBERT MORRIS	11/17/13	*	29	2-4	.500	2-4	.500	2-4	.500	0	8	8	2.8	3	2	2	0	1	8	10.0
Totals		4	122	10-20	.500	5-9	.556	15-20	.750	0	11	11	2.8	12	12	8	0	1	40	10.0

Games played: 4  
 Minutes/game: 30.5  
 Points/game: 10.0  
 FG Pct: 50.0  
 3FG Pct: 55.6  
 FT Pct: 75.0

Rebounds/game: 2.8  
 Assists/game: 3.0  
 Turnovers/game: 2.0  
 Assist/turnover ratio: 1.5  
 Steals/game: 0.3

#### #15 Cauley-Stein, Willie

Opponent	Date	gs	min	Total		3-Pointers		Free throws		Rebounds				pf	a	t/o	blk	stl	pts	avg
				fg-fga	pct	3fg-fga	pct	ft-fa	pct	off	def	tot	avg							
UNC ASHEVILLE	11/08/13	*	18	1-3	.333	0-0	.000	1-2	.500	4	2	6	6.0	3	4	0	4	3	3	3.0
NORTHERN KENTUCKY	11/10/13	*	20	3-5	.600	0-0	.000	1-2	.500	5	6	11	8.5	2	0	0	0	1	7	5.0
vs MICHIGAN STATE	11/12/13	*	27	2-4	.500	0-0	.000	1-3	.333	3	4	7	8.0	2	0	1	2	0	5	5.0
ROBERT MORRIS	11/17/13		25	2-4	.500	0-0	.000	3-6	.500	4	9	13	9.3	2	2	2	4	1	7	5.5
Totals		3	90	8-16	.500	0-0	.000	6-13	.462	16	21	37	9.3	9	6	3	10	5	22	5.5

Games played: 4  
 Minutes/game: 22.5  
 Points/game: 5.5  
 FG Pct: 50.0  
 FT Pct: 46.2

Rebounds/game: 9.3  
 Assists/game: 1.5  
 Turnovers/game: 0.8  
 Assist/turnover ratio: 2.0  
 Steals/game: 1.3  
 Blocks/game: 2.5

#### #22 Poythress, Alex

Opponent	Date	gs	min	Total		3-Pointers		Free throws		Rebounds				pf	a	t/o	blk	stl	pts	avg
				fg-fga	pct	3fg-fga	pct	ft-fa	pct	off	def	tot	avg							
UNC ASHEVILLE	11/08/13		21	5-9	.556	0-1	.000	0-1	.000	6	7	13	13.0	2	0	0	0	0	10	10.0
NORTHERN KENTUCKY	11/10/13		20	4-7	.571	1-2	.500	0-0	.000	1	6	7	10.0	1	2	0	0	1	9	9.5
vs MICHIGAN STATE	11/12/13		27	2-6	.333	0-2	.000	3-4	.750	7	5	12	10.7	2	0	1	3	0	7	8.7
ROBERT MORRIS	11/17/13		12	1-5	.200	0-1	.000	0-2	.000	2	2	4	9.0	2	3	2	0	1	2	7.0
Totals		0	80	12-27	.444	1-6	.167	3-7	.429	16	20	36	9.0	7	5	3	3	2	28	7.0

Games played: 4  
 Minutes/game: 20.0  
 Points/game: 7.0  
 FG Pct: 44.4  
 3FG Pct: 16.7  
 FT Pct: 42.9

Rebounds/game: 9.0  
 Assists/game: 1.3  
 Turnovers/game: 0.8  
 Assist/turnover ratio: 1.7  
 Steals/game: 0.5  
 Blocks/game: 0.8

**Kentucky Men's Basketball**  
**Kentucky Individual Game-by-Game (as of Nov 18, 2013)**  
**All games**

**#24 Floreal, E.J.**

Opponent	Date	gs	min	Total		3-Pointers		Free throws		Rebounds				pf	a	t/o	blk	stl	pts	avg
				fg-fga	pct	3fg-fga	pct	ft-fta	pct	off	def	tot	avg							
ROBERT MORRIS	11/17/13		2	1-1	1.000	0-0	.000	0-0	.000	0	1	1	1.0	1	0	0	1	1	2	2.0
Totals		0	2	1-1	1.000	0-0	.000	0-0	.000	0	1	1	1.0	1	0	0	1	1	2	2.0

Games played: 1  
Minutes/game: 2.0  
Points/game: 2.0  
FG Pct: 100.0

Rebounds/game: 1.0  
Steals/game: 1.0  
Blocks/game: 1.0

**#25 Hawkins, Dominique**

Opponent	Date	gs	min	Total		3-Pointers		Free throws		Rebounds				pf	a	t/o	blk	stl	pts	avg
				fg-fga	pct	3fg-fga	pct	ft-fta	pct	off	def	tot	avg							
UNC ASHEVILLE	11/08/13		4	0-0	.000	0-0	.000	0-0	.000	0	1	1	1.0	0	0	0	0	0	0	0.0
NORTHERN KENTUCKY	11/10/13		6	0-1	.000	0-1	.000	0-0	.000	0	1	1	1.0	0	1	0	0	0	0	0.0
vs MICHIGAN STATE	11/12/13		6	0-0	.000	0-0	.000	0-0	.000	0	0	0	0.7	1	0	0	0	0	0	0.0
ROBERT MORRIS	11/17/13		18	2-4	.500	0-1	.000	0-0	.000	1	0	1	0.8	1	3	0	1	1	4	1.0
Totals		0	34	2-5	.400	0-2	.000	0-0	.000	1	2	3	0.8	2	4	0	1	1	4	1.0

Games played: 4  
Minutes/game: 8.5  
Points/game: 1.0  
FG Pct: 40.0  
3FG Pct: 0.0

Rebounds/game: 0.8  
Assists/game: 1.0  
Assist/turnover ratio: 99.9  
Steals/game: 0.3  
Blocks/game: 0.3

**#30 Randle, Julius**

Opponent	Date	gs	min	Total		3-Pointers		Free throws		Rebounds				pf	a	t/o	blk	stl	pts	avg
				fg-fga	pct	3fg-fga	pct	ft-fta	pct	off	def	tot	avg							
UNC ASHEVILLE	11/08/13	*	26	6-13	.462	0-0	.000	11-13	.846	6	10	16	16.0	3	1	2	0	0	23	23.0
NORTHERN KENTUCKY	11/10/13	*	29	6-7	.857	0-1	.000	10-14	.714	5	9	14	15.0	2	3	2	1	0	22	22.5
vs MICHIGAN STATE	11/12/13	*	35	9-14	.643	0-1	.000	9-15	.600	4	9	13	14.3	4	1	8	0	0	27	24.0
ROBERT MORRIS	11/17/13	*	28	5-9	.556	0-0	.000	0-1	.000	5	10	15	14.5	1	2	3	2	0	10	20.5
Totals		4	118	26-43	.605	0-2	.000	30-43	.698	20	38	58	14.5	10	7	15	3	0	82	20.5

Games played: 4  
Minutes/game: 29.5  
Points/game: 20.5  
FG Pct: 60.5  
3FG Pct: 0.0  
FT Pct: 69.8

Rebounds/game: 14.5  
Assists/game: 1.8  
Turnovers/game: 3.8  
Assist/turnover ratio: 0.5  
Blocks/game: 0.8

**#35 Willis, Derek**

Opponent	Date	gs	min	Total		3-Pointers		Free throws		Rebounds				pf	a	t/o	blk	stl	pts	avg
				fg-fga	pct	3fg-fga	pct	ft-fta	pct	off	def	tot	avg							
UNC ASHEVILLE	11/08/13		4	0-0	.000	0-0	.000	2-2	1.000	0	0	0	0.0	0	0	1	0	0	2	2.0
NORTHERN KENTUCKY	11/10/13		6	1-2	.500	1-2	.500	3-6	.500	0	2	2	1.0	0	0	2	0	0	6	4.0
ROBERT MORRIS	11/17/13		4	1-2	.500	0-0	.000	4-4	1.000	0	1	1	1.0	0	0	0	0	0	6	4.7
Totals		0	14	2-4	.500	1-2	.500	9-12	.750	0	3	3	1.0	0	0	3	0	0	14	4.7

Games played: 3  
Minutes/game: 4.7  
Points/game: 4.7  
FG Pct: 50.0  
3FG Pct: 50.0  
FT Pct: 75.0

Rebounds/game: 1.0  
Turnovers/game: 1.0

**Kentucky Men's Basketball**  
**Kentucky Individual Game-by-Game (as of Nov 18, 2013)**  
**All games**

**#44 Johnson, Dakari**

Opponent	Date	gs	min	Total		3-Pointers		Free throws		Rebounds				pf	a	t/o	blk	stl	pts	avg
				fg-fga	pct	3fg-fga	pct	ft-fa	pct	off	def	tot	avg							
UNC ASHEVILLE	11/08/13		9	2-5	.400	0-0	.000	1-2	.500	0	1	1	1.0	4	0	0	0	0	5	5.0
NORTHERN KENTUCKY	11/10/13		17	2-4	.500	0-0	.000	3-5	.600	1	3	4	2.5	0	1	1	1	0	7	6.0
vs MICHIGAN STATE	11/12/13		14	1-2	.500	0-0	.000	0-3	.000	2	3	5	3.3	4	0	0	0	0	2	4.7
ROBERT MORRIS	11/17/13		13	2-3	.667	0-0	.000	4-5	.800	2	1	3	3.3	3	0	1	0	0	8	5.5
Totals		0	53	7-14	.500	0-0	.000	8-15	.533	5	8	13	3.3	11	1	2	1	0	22	5.5

Games played: 4  
Minutes/game: 13.3  
Points/game: 5.5  
FG Pct: 50.0  
FT Pct: 53.3

Rebounds/game: 3.3  
Assists/game: 0.3  
Turnovers/game: 0.5  
Assist/turnover ratio: 0.5  
Blocks/game: 0.3

**#TM TEAM**

Opponent	Date	gs	min	Total		3-Pointers		Free throws		Rebounds				pf	a	t/o	blk	stl	pts	avg
				fg-fga	pct	3fg-fga	pct	ft-fa	pct	off	def	tot	avg							
UNC ASHEVILLE	11/08/13		0	0-0	.000	0-0	.000	0-0	.000	0	2	2	2.0	0	0	0	0	0	0	0.0
NORTHERN KENTUCKY	11/10/13		0	0-0	.000	0-0	.000	0-0	.000	0	1	1	1.5	0	0	0	0	0	0	0.0
vs MICHIGAN STATE	11/12/13		0	0-0	.000	0-0	.000	0-0	.000	0	0	0	1.0	0	0	0	0	0	0	0.0
ROBERT MORRIS	11/17/13		0	0-0	.000	0-0	.000	0-0	.000	0	0	0	0.8	0	0	0	0	0	0	0.0
Totals		0	0	0-0	.000	0-0	.000	0-0	.000	0	3	3	0.8	0	0	0	0	0	0	0.0

Games played: 4

Rebounds/game: 0.8

**Kentucky Men's Basketball**  
**Kentucky Points-Rebounds-Assists (as of Nov 18, 2013)**  
**All games**

				00	01	02	03	04	05	15
Opponent	Date	Score		LEE,MARCUS	YOUNG,JAME	HARRISON,A	POLSON,JAR	HOOD,JON	HARRISON,A	CAULEY-STE
UNC ASHEVILLE	11/08/13	89-57	w	17-1-0	11-4-1	10-5-0	0-0-0	0-0-1	8-0-5	3-6-4
NORTHERN KENTUCKY	11/10/13	93-63	w	3-6-0	5-1-1	16-1-1	0-0-0	5-1-1	13-2-2	7-11-0
vs MICHIGAN STATE	11/12/13	74-78	L	0-1-0	19-4-2	3-1-2	DNP	DNP	11-1-3	5-7-0
ROBERT MORRIS	11/17/13	87-49	w	2-3-1	10-3-2	28-4-3	0-0-1	0-0-1	8-8-2	7-13-2

				22	24	25	30	35	44
Opponent	Date	Score		POYTHRESS,	FLOREAL,EJ	HAWKINS,DO	RANDLE,JUL	WILLIS,DER	JOHNSON,DA
UNC ASHEVILLE	11/08/13	89-57	w	10-13-0	DNP	0-1-0	23-16-1	2-0-0	5-1-0
NORTHERN KENTUCKY	11/10/13	93-63	w	9-7-2	DNP	0-1-1	22-14-3	6-2-0	7-4-1
vs MICHIGAN STATE	11/12/13	74-78	L	7-12-0	DNP	0-0-0	27-13-1	DNP	2-5-0
ROBERT MORRIS	11/17/13	87-49	w	2-4-3	2-1-0	4-1-3	10-15-2	6-1-0	8-3-0