

KENTUCKY WILDCATS

EIGHT NATIONAL TITLES A PLAYERS FIRST PROGRAM FIRST PROGRAM TO 2,000 WINS

SCHEDULE/RESULTS (9-3, 0-0 SEC)

Date	Opponent	Result/Time
N. 1	TRANSYLVANIA (Exh.) [FSS]	W, 76-42
N. 4	MONTEVALLO (Exh.) [FSS]	W, 95-72
N. 8	UNC ASHEVILLE [FSS]	W, 89-57
N. 10	NORTHERN KENTUCKY [FSS]	W, 93-63
N. 12 ¹	vs. No. 2/2 Michigan State [ESPN]	L, 78-74
N. 17 ²	ROBERT MORRIS [ESPN2]	W, 87-49
N. 19 ²	UT ARLINGTON [CSS]	W, 105-76
N. 25 ²	CLEVELAND STATE [FSN]	W, 68-61
N. 27 ²	EASTERN MICHIGAN [FSS]	W, 81-63
D. 1 ³	vs. Providence [Fox Sports 1]	W, 79-65
D. 6 ⁴	vs. No. 20/20 Baylor [ESPN]	L, 67-62
D. 10	BOISE STATE [ESPN]	W, 70-55
D. 14	at No. 18/21 North Carolina [ESPN]	L, 82-77
D. 21	BELMONT [ESPNU]	W, 90-83
D. 28	LOUISVILLE [CBS]	4:00 p.m.
J. 8	* MISSISSIPPI STATE [SEC]	8:00 p.m.
J. 11	* at Vanderbilt [CBS]	1:00/3:00 p.m.
J. 14	* at Arkansas [ESPN]	9:00 p.m.
J. 18	* TENNESSEE [CBS]	12:00 p.m.
J. 21	* TEXAS A&M [ESPN]	9:00 p.m.
J. 25	* GEORGIA [SEC]	1:30 p.m.
J. 28	* at LSU [ESPN]	9:00 p.m.
F. 1	* at Missouri [CBS]	1:00 p.m.
F. 4	* OLE MISS [ESPNU]	7:00 p.m.
F. 8	* at Mississippi State [SEC]	1:30 p.m.
F. 12	* at Auburn [SEC]	8:00 p.m.
F. 15	* FLORIDA [ESPN]	9:00 p.m.
F. 18	* at Ole Miss [ESPN]	7:00 p.m.
F. 22	* LSU [ESPN/ESPN2]	4:00 p.m.
F. 27	* ARKANSAS [ESPN/ESPN2]	7:00 p.m.
M. 1	* at South Carolina [ESPN/ESPN2]	6:00 p.m.
M. 4	* ALABAMA [ESPN]	9:00 p.m.
M. 8	* at Florida [CBS]	12:00 p.m.
M.12-16 ⁵	SEC Tournament (Atlanta)	TBA

¹ State Farm Champions Classic (United Center, Chicago, Ill.);
² Keightley Classic (Rupp Arena, Lexington, Ky.); ³ Barclays Center (Brooklyn, N.Y.); ⁴ SEC/Big 12 Challenge (AT&T Stadium, Arlington, Texas); ⁵ SEC Tournament (Georgia Dome, Atlanta, Ga.)

No. 6/4 Louisville (11-1, 0-0) vs. No. 18/18 Kentucky (9-3, 0-0)

Saturday, Dec. 28 • 4:00 p.m. ET • Rupp Arena (23,000) • Lexington, Ky.






GAMECENTER

Kentucky Wildcats		Louisville Cardinals	
Record:	9-3, 0-0 in SEC	Record:	11-1, 0-0 in American
Rankings:	No. 18 (AP)/No. 18 (Coaches)	Rankings:	No. 6 (AP)/No. 4 (Coaches)
Last Game:	Defeated Belmont, 90-83	Last Game:	Defeated FIU, 85-56
Head Coach:	John Calipari	Head Coach:	Rick Pitino
Overall On-Court Record:	577-169 (.773)	Overall On-Court Record:	675-240 (.738)
at UK:	132-29 (.820)	at Louisville:	321-112 (.741)
Last Five Games:	3-2	Last Five Games:	5-0
Calipari vs. Louisville:	10-6	Pitino vs. Kentucky:	5-8
All-Time Series:	UK leads 30-15	Last Meeting:	Louisville, 80-77, Dec. 29, 2012
Television Info		UK/IMG Radio Network	
Network:	CBS	Talent:	Tom Leach (PxP), Mike Pratt (Analyst), Matt Jones (Sideline)
Talent:	Jim Nantz (PxP), Gregg Anthony (Analyst) Tracy Wolfson (Sideline)	Sirius/XM Channel:	91/91

CAT SCRATCHES

- The Wildcats are in their 111th season of basketball and are the national leaders in total wins with 2,120.
- The Bluegrass Sports Commission (BSC) will once again present an award to the Most Valuable Player of the men's basketball game between the University of Kentucky and the University of Louisville.
- Kentucky leads the all-time series with Louisville 30-15 including 4-1 under the direction of John Calipari.
- Freshman Julius Randle has scored in double-figures in all 12 games this season. He's the first UK player to log 12 or more consecutive games in double-digits since Brandon Knight turned the trick 28 times from Nov. 30, 2010 through March 13, 2011.
- Randle has nine double-double efforts this season. That's tied for the most of any player in college basketball this season.
- Sophomore Willie Cauley-Stein has posted 50 blocks on the season, which is just two shy of Anthony Davis' 52 through the same number of games during his record-breaking season in 2012. Cauley-Stein has swatted 35 shots over his last six games which includes a pair of nine-rejection outings.
- Freshman Aaron Harrison has reached double-digit scoring in each of UK's last seven games including a pair of consecutive 20-point efforts. He was named the SEC's Freshman of the Week for a 23-point, seven-assist outing against Belmont.
- According to KenPom.com the Wildcats rank 351st in the country in total experience which is considered the least experienced squad in the nation. The average experience of 0.23 years is the youngest collection of players in the history of KenPom's rankings dating back to 2007. The Citadel owns the record of 0.27 years during the 2008 season.

POSSIBLE STARTING LINEUP (BASED ON LAST GAME)

Willie Cauley-Stein #15	Aaron Harrison #2	Andrew Harrison #5	Julius Randle #30	James Young #1
				
Soph. - Forward 7-0 • 244 Olathe, Kan. Pts. - 9.3 Blks. - 4.2 Mins. - 26.9	Fresh. - Guard 6-6 • 218 Richmond, Texas Pts. - 15.1 Rebs. - 3.3 Mins. - 30.0	Fresh. - Guard 6-6 • 215 Richmond, Texas Pts. - 10.6 Asssts. - 3.5 Mins. - 28.6	Fresh. - Forward 6-9 • 250 Dallas, Texas Pts. - 18.2 Rebs. - 11.3 Mins. - 30.3	Fresh. - For./Gua. 6-6 • 215 Rochester Hills, Mich. Pts. - 13.4 Rebs. - 3.8 Mins. - 30.8

MEDIA INFORMATION

Numerical Roster

No.	Name	Pos.	Ht.	Wt.	Yr.	Exp.	Hometown (Previous School)
00	Marcus Lee	F	6-9	215	Fr.	HS	Antioch, Calif. (Deer Valley)
1	James Young	F/G	6-6	215	Fr.	HS	Rochester Hills, Mich. (Rochester)
2	Aaron Harrison	G	6-6	218	Fr.	HS	Richmond, Texas (Travis)
3	Jarrold Polson	G	6-2	182	Sr.	3L	Nicholasville, Ky. (West Jessamine)
4	Jon Hood	G	6-7	215	Sr.	3L	Madisonville, Ky. (North Hopkins)
5	Andrew Harrison	G	6-6	215	Fr.	HS	Richmond, Texas (Travis)
13	Sam Malone	G	5-11	185	Jr.	2L	Scituate, Mass. (Scituate)
15	Willie Cauley-Stein	F	7-0	244	So.	1L	Olathe, Kan. (Northwest)
21	Tod Lanter	G	6-2	190	Jr.	1L	Lexington, Ky. (Gulf Coast St. CC)
22	Alex Poythress	F	6-8	239	So.	1L	Clarksville, Tenn. (Northeast)
24	EJ Floreal	G	6-3	195	Fr.	HS	Palo Alto, Calif. (Dunbar)
25	Dominique Hawkins	G	6-0	193	Fr.	HS	Richmond, Ky. (Madison Central)
30	Julius Randle	F	6-9	250	Fr.	HS	Dallas, Texas (Prestonwood Christian)
32	Brian Long	G	5-9	155	Jr.	2L	Dumont, N.J. (River Dell)
35	Derek Willis	F	6-9	205	Fr.	HS	Mt. Washington, Ky. (Bullit East)
44	Dakari Johnson	C	7-0	265	Fr.	HS	Brooklyn, N.Y. (Montverde Academy)

Social Media Guide

UK Athletics	@UKAthleticsNews
Kentucky Basketball	@KentuckyMBB
John Calipari	@UKCoachCalipari
Willie Cauley-Stein	@TrillGeta15
EJ Floreal	@BouncyE_24
Aaron Harrison	@AaronICE2
Andrew Harrison	@DrewRoc5
Dominique Hawkins	@Dhawk_25
Jon Hood	@jonnylightning4
Dakari Johnson	@dslowmotion22
Tod Lanter	@tod_lanterIII
Marcus Lee	@SuperKingMe
Brian Long	@brianlong32
Sam Malone	@SamMaloneuk13
Jarrold Polson	@jpolson05
Alex Poythress	@AlextheGreat22
Julius Randle	@J30_RANDLE
Derek Willis	@derek_willis33
James Young	@James63Young

Coaching Staff

Head Coach:	John Calipari (Clarion, 1983 - 5th season)
Assistant Coaches:	Orlando Antigua (Pittsburgh, 1995 - 5th season) Kenny Payne (Louisville, 2003 - 4th season) John Robic (Denison, 1986 - 5th season)
Special Asst. to Head Coach:	Rod Strickland (DePaul/Northeastern Illinois, 2013 - 5th season)
Coordinator of Performance:	Ray "Rock" Oliver (Kansas, 1986 - 2nd season)
Strength Coach:	Mike Malone (Mount Union College, 2001 - 3rd season)
Athletic Trainer:	Chris Simmons (Memphis, 2002 - 5th season)
Associate AD/Basketball Operations:	Chris Woolard (UCLA, 1997 - 3rd season)
Assistant Director of Basketball Operations:	Preston Spradlin (Alice Lloyd, 2009 - 4th season)

Pronunciation Guide

Willie Cauley-STEIN	(STINE)
EJ FLOREAL	(FLOOR-EE-AL)
DOMINIQUE Hawkins	(DOM-A-NEEK)
DAKARI Johnson	(DA-CAR-EE)
Alex POYTHRESS	(POY-THRESS)
John CALIPARI	(CAL-A-PEAR-EE)

Media Policies

MEDIA AVAILABILITY

Player interviews are conducted prior to practices and will be available to all UK media on the Joe Craft Center practice court. Coach John Calipari will meet with members of the media immediately following player interviews either on the practice court or in the Memorial Coliseum media room. Time and location will be announced by the UK Media Relations office.

INTERVIEWS

Media wishing to interview UK coach John Calipari are asked to notify John Hayden with UK Media Relations at 859.257.3838. No interviews will be allowed the day of a game. All interviews with Kentucky student-athletes must be coordinated through Deb Moore with UK Media Relations. Telephone interviews will be fulfilled at a time that does not interfere with the player's academic or practice schedule. All interview requests must be placed at least 24-hours in advance.

POSTGAME INTERVIEWS

The Kentucky locker room is normally closed to the media following games. For home games, Coach Calipari and player interviews will be conducted in the Rupp Arena Interview Room following a brief cooling-off period.

SEC TELECONFERENCE

The SEC conducts weekly teleconferences with the league's coaches. The teleconferences begin Jan. 6, 2014 through March 10. Kentucky coach John Calipari will speak every Monday during that time period at 11:35 a.m. ET.

John Hayden Associate Director



John.Hayden@uky.edu
859.257.3838 (work)
859.559.9399 (home)
Coach Calipari requests
Main Basketball Contact
@UKMR_JHayden

Deb Moore Assistant Director



Deb.Moore@uky.edu
859.257.3838 (work)
859.559.5781 (home)
MBB Player Requests
Secondary Contact
@UKMR_Deb

Jamie Holloway Office Coordinator



Jamie.Holloway@uky.edu
859.257.3838 (work)
Credentials

TV CHART



00

Marcus Lee

6-9 • 215 • Fr. • F
Antioch, Calif.
(Deer Valley)



1

James Young

6-6 • 215 • Fr. • 6/F
Rochester Hills,
Mich.
(Rochester)



2

Aaron Harrison

6-6 • 218 • Fr. • 6
Richmond, Texas
(Travis)



3

Jarrod Polson

6-2 • 182 • Sr. • 6
Nicholasville, Ky.
(West Jessamine)



4

Jon Hood

6-7 • 215 • Sr. • 6
Madisonville, Ky.
(North Hopkins)



5

Andrew Harrison

6-6 • 215 • Fr. • 6
Richmond, Texas
(Travis)



13

Sam Malone

5-11 • 185 • Jr. • 6
Scituate, Mass.
(Scituate)



15

Willie Cauley-Stein

7-0 • 244 • So. • F
Olathe, Kan.
(Northwest)



21

Tod Lanter

6-2 • 190 • Jr. • 6
Lexington, Ky.
(Gulf Coast State CC)



22

Alex Poythress

6-8 • 239 • So. • F
Clarksville, Tenn.
(Northeast)



24

EJ Floreal

6-3 • 195 • Fr. • 6
Palo Alto, Calif.
(Dunbar)



25

Dominique Hawkins

6-0 • 193 • Fr. • 6
Richmond, Ky.
(Madison Central)



30

Julius Randle

6-9 • 250 • Fr. • F
Dallas, Texas
(Prestonwood Christian)



32

Brian Long

5-9 • 155 • Jr. • 6
Dumont, N.J.
(River Dell)



35

Derek Willis

6-9 • 205 • Fr. • F
Mt. Washington, Ky.
(Bullitt East)



44

Dakari Johnson

7-0 • 265 • Fr. • C
Brooklyn, N.Y.
(Montverde Academy)



John Calipari

Head Coach
Fifth Year at UK
(Clarion, '82)



Orlando Antigua

Assistant Coach
Fifth Year at UK
(Pittsburgh, '95)



Kenny Payne

Assistant Coach
Fourth Year at UK
(Louisville, '03)



John Robic

Assistant Coach
Fifth Year at UK
(Denison, '86)

OPPONENT CAPSULE - LOUISVILLE CARDINALS

STAT BREAKDOWN

Team Stats		
Kentucky	Stat	Louisville
81.5	PPG	86.2
66.3	Opp. PPG	60.2
.482	FG%	.476
.381	Opp. FG%	.393
.317	3-FG%	.359
.318	Opp. 3-FG%	.325
.675	FT%	.655
.669	Opp. FT%	.639
44.1	RPG	41.1
31.3	Opp. RPG	33.8
15.4	Off. RPG	16.0
28.7	Def. RPG	25.1
18.8	Fouls	19.0
13.0	TO	9.2
10.5	Opp. TO	18.6
152	Assists	185
12.7	APG	15.4
49	Steals	117
4.1	SPG	9.8
89	Blocks	59
7.4	BPG	4.9

Individual Leaders

Kentucky	Stat	Louisville
Randle - 18.2	PPG	Smith - 16.8
Aa. Harrison - 15.1		Jones - 13.5
Young - 13.4		Harrell - 12.5
Randle - 11.3	RPG	Harrell - 8.3
Cauley-Stein - 8.0		Behanan - 6.2
Cauley-Stein - .644	FG%	Van Treese - .696
Poythress - .364	3-FG%	Blackshear - .453
Aa. Harrison - .770	FT%	Blackshear - .886
An. Harrison - 42	Assists	Smith - 60
Two with - 13	Steals	Jones - 23
Cauley-Stein - 50	Blocks	Mathiang - 16

Projected Starters*

#	Class	Name	Pos.	Pts.	Rebs.	Assts.	Blks.	Stls.
00	Fr.	Terry Rozier	G	5.8	3.3	1.9	0.2	0.4
2	Sr.	Russ Smith	G	16.8	3.2	5.0	0.1	1.7
12	Fr.	Mangok Mathiang	F	5.0	4.7	0.6	1.3	0.1
20	Jr.	Wayne Blakshear	G/F	10.3	3.0	0.6	0.6	1.4
24	So.	Montrezl Harrell	F	12.5	8.3	1.1	0.9	1.2

*based on the last game played

A Look at the Series ...

Scouting the Cardinals

Louisville enters the matchup with the Cats owning an 11-1 overall record with its only loss of the season coming against common foe North Carolina.

Four players average double-figure scoring led by All-American Russ Smith's 16.8 points per game. Smith also leads the way with 60 assists an average of 5.0 per game.

Sophomore forward Wayne Blakshear is logging 12.5 points and a squad-best 8.3 rebounds per game.

Series History with Louisville

Kentucky owns a 30-15 record in the all-time series and has won seven of the last 10 against Louisville including a Final Four matchup in 2012. This is the 31st regular-season meeting between the teams since the series was renewed in 1983-84.

UK has won 20 of the 31 games in that span. The series began in 1913 with UK winning seven of the first nine contests. The teams then met three times in the NCAA Tournament between 1948-59. After a 24-year absence, the series was renewed at the 1983 NCAA Mideast Region title game in Knoxville, with Louisville winning the "Dream Game," 80-68 in overtime to advance to the Final Four.

UK coach John Calipari is 10-6 versus Louisville. UofL head coach Rick Pitino is 5-8 against the Cats. Pitino was 6-2 against the Cards while coaching at Kentucky.

Kentucky-Louisville Connections

Current UK assistant coach Kenny Payne played his college ball at Louisville. A four-year letterwinner at UL from 1985-89, he helped lead the Cardinals to the 1986 national championship. He finished his career scoring 1,083 points

and shooting 40 pct. from 3-point range.

UofL head coach Rick Pitino spent eight seasons (1990-97) as head coach of the Wildcats, leading UK to a 219-50 record, two SEC championships, five SEC Tournament titles, three Final Fours and the 1996 National Championship.

Final Game of the Calendar Year

The Kentucky-Louisville game will mark the final game of the calendar year for the Cats. In the history of the program, UK is 70-17 on the last game played prior to turning the page to the New Year. From 1961-62 until 1981-82 the Wildcats traditionally played Notre Dame in the final game of December. The Irish and Cats met 17 times during that span with UK owning a 13-4 overall record.

Since 1988-89, Louisville has become a popular opponent for UK's final game in December. The Wildcats are 6-3 in the nine matchups the teams have endured since the first meeting in 1988. The Blue and White is 3-1 under the direction of John Calipari which includes two wins over Louisville.

Bluegrass Sports Commission Award

The Bluegrass Sports Commission (BSC) will once again present an award to the Most Valuable Player of the men's basketball game between the University of Kentucky and the University of Louisville. The award, presented after the annual game is played each year, was given to former

UK forward and current Charlotte Bobcat Michael Kidd-Gilchrist won the award in 2011 when the game was last played in Rupp.

Opponent Media Information

Contact: Kenny Klein

Phone - 502.852.6651

Email - kenny.klein@louisville.edu

THE POLLS

Associated Press
Dec. 23

Rk.	Team (First Place Votes)
1	Arizona (63)
2	Syracuse (2)
3	Ohio State
4	Wisconsin
5	Michigan State
6	Louisville
7	Oklahoma State
8	Villanova
9	Duke
10	Wichita State
11	Baylor
12	Oregon
13	Florida
14	Iowa State
15	Connecticut
16	Kansas
17	Memphis
18	KENTUCKY
19	North Carolina
20	San Diego State
21	Colorado
22	Iowa
23	Massachusetts
24	Gonzaga
25	Missouri

Others Receiving Votes:
Oklahoma, Illinois, Texas, George Washington, Toledo, Florida State, Michigan, UCLA, Harvard, Saint Mary's, Pittsburgh, Creighton, LSU, Southern Methodist

Coaches
Dec. 23

Rk.	Team (First Place Votes)
1	Arizona (30)
2	Syracuse (1)
3	Ohio State (1)
4	Louisville
5	Michigan State
6	Wisconsin
7	Oklahoma State
8	Wichita State
9	Duke
10	Oregon
11	Villanova
12	Baylor
13	Iowa State
14	Florida
15	Connecticut
16	Kansas
17	Memphis
18	KENTUCKY
19	North Carolina
20	San Diego State
21	Gonzaga
22	Massachusetts
23	Iowa
24	Colorado
25	Missouri

Others Receiving Votes:
UCLA, Pittsburgh, Creighton, Saint Mary's, George Washington, Toledo, Oklahoma, Texas, Michigan, Illinois, Florida State, New Mexico, Utah

UK'S WEEKLY RANKINGS

DATE	AP	Coaches	RPI
Preseason	1	1	-
Nov. 11	1	1	-
Nov. 18	4	5	-
Nov. 25	3	4	-
Dec. 2	3	4	-
Dec. 9	11	10	-
Dec. 16	19	21	38
Dec. 23	18	18	22

THE SOUTHEASTERN CONFERENCE

SEC Standings
(Through Dec. 25)

Team	SEC (Pct.)	GB	Overall (Pct.)
Missouri	0-0 (.000)	-	10-1 (.909)
Arkansas	0-0 (.000)	-	9-2 (.818)
Florida	0-0 (.000)	-	9-2 (.818)
LSU	0-0 (.000)	-	8-2 (.800)
Kentucky	0-0 (.000)	-	9-3 (.750)
Miss. State	0-0 (.000)	-	9-3 (.750)
Ole Miss	0-0 (.000)	-	8-3 (.727)
Texas A&M	0-0 (.000)	-	8-3 (.727)
Vanderbilt	0-0 (.000)	-	7-3 (.700)
Auburn	0-0 (.000)	-	6-3 (.667)
Tennessee	0-0 (.000)	-	7-4 (.636)
Georgia	0-0 (.000)	-	6-4 (.600)
Alabama	0-0 (.000)	-	5-6 (.455)
S. Carolina	0-0 (.000)	-	4-6 (.400)

Upcoming Schedule

Date	Time	Game	TV
12/28	4:00	Louisville at Kentucky	CBS
12/28	4:00	Akron at South Carolina	ESPNU
12/28	8:00	High Point at Arkansas	-
12/28	8:00	McNeese State at LSU	CST
12/28	8:00	Missouri at NC State	ESPN2
12/28	10:00	Alabama at UCLA	ESPN2
12/28	10:00	Georgia at Colorado	Pac12
12/29	3:00	Savannah State at Florida	FSN
12/30	7:00	Marshall at South Carolina	CSS
12/30	7:00	Virginia at Tennessee	ESPN2
12/30	8:00	Arkansas Pine-Bluff at Auburn	-
12/30	8:00	Ole Miss at Western Kentucky	-
12/30	9:00	Saint Louis at Vanderbilt	ESPNU
12/31	5:30	North Texas at Texas A&M	FSN
1/2	8:00	Md.-Eastern Shore at Miss. State	-
1/3	7:00	S. Carolina St. at S. Carolina	FSNS
1/3	TBD	Georgia at George Washington	-
1/4	2:00	Tusculum at Tennessee	-
1/4	3:00	Richmond at Florida	CSS
1/4	4:00	UT-Pan American at Texas A&M	FSN
1/4	5:00	Long Beach St. at Missouri	MSN
1/4	5:30	Robert Morris at Alabama	CSS
1/4	7:00	Florida A&M at Auburn	-
1/4	8:00	UTSA at Arkansas	-
1/4	8:00	Rhode Island at LSU	CST
1/4	8:00	Dayton at Ole Miss	CST
1/4	TBD	Northeastern at Vanderbilt	-

*all times Eastern

Kentucky in the SEC Stats
as of Dec. 25
[NCAA Rank]

CATEGORY	TEAM [NATIONAL] RANK (STAT)
Scoring	2nd [35th] (81.5)
Scoring Defense	6th [71st] (66.3)
Scoring Margin	2nd [21st] (+15.2)
Free Throw %	7th [230th] (.675)
Field Goal %	3rd [42nd] (.482)
Field Goal % Def.	2nd [17th] (.381)
3-Pt. Field Goal %	10th [230th] (.317)
3-Pt. FG % Def.	6th [108th] (.318)
Rebounding Offense	1st (44.1)
Rebounding Defense	3rd (31.3)
Rebounding Margin	1st [5th] (+12.7)
Blocked Shots	2nd [6th] (7.4)
Assists	16th [200th] (12.7)
Steals	14th [335th] (4.1)
Turnover Margin	13th [307th] (-2.5)
Assist/TO Ratio	8th [207th] (1.0)
Offensive Rebounds	2nd (15.4)
Defensive Rebounds	2nd (28.7)
Defensive Rebound Pct.	9th (.687)
Offensive Rebound Pct.	1st (.458)
3-Point FG Made	10th [269th] (5.0)

INDIVIDUAL [NATIONAL] RANK (STAT)

PLAYER	INDIVIDUAL [NATIONAL] RANK (STAT)
Scoring	
Julius Randle	8th [100th] (18.2)
Aaron Harrison	12th (15.1)
James Young	21st (13.4)

PLAYER	INDIVIDUAL [NATIONAL] RANK (STAT)
Rebounding	
Julius Randle	1st [4th] (11.3)
Willie Cauley-Stein	18th [97th] (8.0)
Alex Pooythress	114th (6.0)

PLAYER	INDIVIDUAL [NATIONAL] RANK (STAT)
Field Goal Percentage	
Julius Randle	4th [77th] (.544)

PLAYER	INDIVIDUAL [NATIONAL] RANK (STAT)
Assists	
Andrew Harrison	5th [237th] (3.5)

PLAYER	INDIVIDUAL [NATIONAL] RANK (STAT)
Free Throw Percentage	
Aaron Harrison	5th (.770)

PLAYER	INDIVIDUAL [NATIONAL] RANK (STAT)
3-Point Field Goal Percentage	
James Young	10th (.333)

PLAYER	INDIVIDUAL [NATIONAL] RANK (STAT)
3-Point Field Goals Made	
James Young	9th [163rd] (2.2)

PLAYER	INDIVIDUAL [NATIONAL] RANK (STAT)
Blocked Shots	
Willie Cauley-Stein	1st [5th] (4.2)

PLAYER	INDIVIDUAL [NATIONAL] RANK (STAT)
Assist to TO Ratio	
Andrew Harrison	6th (1.4)

PLAYER	INDIVIDUAL [NATIONAL] RANK (STAT)
Offensive Rebounds	
Julius Randle	3rd (3.8)
Willie Cauley-Stein	7th (3.4)

PLAYER	INDIVIDUAL [NATIONAL] RANK (STAT)
Defensive Rebounds	
Julius Randle	1st (7.4)

PLAYER	INDIVIDUAL [NATIONAL] RANK (STAT)
Minutes Played	
James Young	10th (30.8)

SEASON & CAREER TOTALS

(Kentucky's record in such games ...)

Double-Figure Scoring

Player	2013-14	Career
Poythress	1 (1-0)	17 (14-3)
Cauley-Stein	5 (5-0)	16 (13-3)
Randle	12 (9-3)	12 (9-3)
Aa. Harrison	10 (8-2)	10 (8-2)
Young	8 (5-3)	8 (5-3)
An. Harrison	6 (4-2)	6 (4-2)
Polson	0 (0-0)	3 (1-2)
Lee	2 (2-0)	2 (2-0)
Johnson	1 (1-0)	1 (1-0)

20+ Point Games

Player	2013-14	Career
Poythress	0 (0-0)	6 (5-1)
Randle	5 (4-1)	5 (4-1)
Aa. Harrison	4 (3-1)	4 (3-1)
Young	2 (2-0)	2 (2-0)
Cauley-Stein	0 (0-0)	1 (1-0)

15+ Point Games

Player	2013-14	Career
Poythress	0 (0-0)	11 (10-1)
Randle	8 (6-2)	8 (6-2)
Aa. Harrison	7 (5-2)	7 (5-2)
Young	5 (3-2)	5 (3-2)
Cauley-Stein	3 (3-0)	4 (4-0)
An. Harrison	2 (1-1)	2 (1-1)
Lee	1 (1-0)	1 (1-0)

10+ Rebound Games

Player	2013-14	Career
Cauley-Stein	4 (3-1)	9 (6-3)
Randle	9 (8-1)	9 (8-1)
Poythress	2 (1-1)	4 (3-1)

Double-Doubles

Player	2013-14	Career
Randle	9 (8-1)	9 (8-1)
Cauley-Stein	1 (1-0)	5 (3-2)
Poythress	1 (1-0)	2 (2-0)

3+ Steal Game

Player	2013-14	Career
Cauley-Stein	1 (1-0)	3 (3-0)
Aa. Harrison	2 (2-0)	2 (2-0)

3+ Block Game

Player	2013-14	Career
Cauley-Stein	8 (6-2)	20 (16-4)
Lee	1 (1-0)	1 (1-0)
Poythress	1 (0-1)	1 (0-1)

Scoring Leader

Player	2013-14	Career
Randle	6 (4-2)	6 (4-2)
Poythress	0 (0-0)	4 (3-1)
Cauley-Stein	0 (0-0)	2 (1-1)
Aa. Harrison	3 (2-1)	3 (2-1)
Young	3 (3-0)	3 (3-0)

Rebounding Leader

Player	2013-14	Career
Cauley-Stein	3 (2-1)	12 (7-5)
Randle	11 (9-2)	11 (9-2)
Poythress	0 (0-0)	6 (5-1)

Assists Leader

Player	2013-14	Career
An. Harrison	7 (4-3)	7 (4-3)
Polson	0 (0-0)	5 (3-2)
Poythress	1 (1-0)	4 (3-1)
Aa. Harrison	3 (2-1)	3 (2-1)
Cauley-Stein	0 (0-0)	2 (2-0)
Hawkins	2 (2-0)	2 (2-0)
Randle	2 (2-0)	2 (2-0)
Young	2 (2-0)	2 (2-0)

What's Trending Over the Last Five Games?

- Kentucky is 3-2 during the stretch.
- UK is shooting .506 from the field with six players shooting .400 or better.
- Aaron Harrison leads five players scoring in double-figures with 17.2 points per game and Julius Randle is logging 17.0.
- Willie Cauley-Stein has 28 blocks.
- Five different players have 15 or more rebounds, led by 42 from Julius Randle.
- Aaron Harrison is shooting .552 from the floor, and .850 at the charity stripe.
- Both Harrisons have passed out 16+ assists.

Young Cats, Tall Cats

According to KenPom.com, the Wildcats experience stands at 0.23 years, ranking 351st out of 351 teams in the nation resulting in UK being considered the least experienced team in the country.

In the history of KenPom's tracking of experience dating back to 2007, the 2013-14 Wildcats are the youngest team ever. The Citadel's 0.27 years of experience in 2008 comes the closest to UK's mark.

However, UK's average height of 79.5 inches is the tallest squad in the country.

Year	Team	Avg. Experience
2014	Kentucky	0.23
2013	Texas	0.44
2012	St. John's	0.45
2011	Stetson	0.73
2010	Presbyterian	0.46
2009	Ole Miss	0.63
2008	Citadel	0.27
2007	Texas	0.41

Freshmen Analysis

The 2013-14 Wildcats feature nine freshmen who have played in at least one game this season. UK's top four scorers are all first-year players. UK's freshmen are responsible for .900 of made 3-pointers, .893 of made free throws, .818 of total points, .816 of assists, .750 of the minutes played, .633 of steals and .612 of total rebounds.

Harrison Named SEC Freshman of the Week

Freshman guard Aaron Harrison was named the SEC's Freshman of the Week following UK's victory over Belmont. The honor is the second of the Richmond, Texas, native's career.

Harrison poured in 23 points in the Wildcats' 93-80 victory over Belmont. Eighteen of those points came after halftime as UK outscored the Bruins 52-37 following the break. Harrison has now topped the 20-point plateau in consecutive games and four times in his young career.

The 6-6 guard also added a career-high seven assists, a mark that matches his brother, Andrew, for the most of any player this season. He also hauled in six rebounds in the win which was one board shy of matching his career high

UK'S RECORD WHEN

KENTUCKY RECORD	ALL	SEC
Leading at halftime:	7-1	0-0
Tied at the half:	0-0	0-0
Trailing at halftime:	2-2	0-0
Shoot 50% or higher:	5-0	0-0
Shoot less than 50%:	4-3	0-0
Shoot higher % than opp.:	9-0	0-0
Shoot lower % than opp.:	0-3	0-0
Opp. shoot worse than 50%:	9-3	0-0
Opp. shoot 50% or higher:	0-0	0-0
Score less than 60 points:	0-0	0-0
Score 60-69 points:	1-1	0-0
Score 70-79 points:	2-2	0-0
Score 80-89 points:	3-0	0-0
Score 90-99 points:	2-0	0-0
Score 100+ points:	1-0	0-0
Opp. score less than 60 pts.:	3-0	0-0
Opp. score 60-69 pts.:	4-1	0-0
Opp. score 70-79 pts.:	1-1	0-0
Opp. score 80-89 points:	1-1	0-0
Opp. score 90-99 points:	0-0	0-0
Opp. score 100+ points:	0-0	0-0
Outrebounded opponent:	9-2	0-0
Outrebounded by opponent:	0-1	0-0
Equal number of rebounds:	0-0	0-0
Fewer turnovers than opp.:	2-1	0-0
Same turnovers as opp.:	2-0	0-0
More turnovers than opp.:	5-2	0-0
Make 8 or more 3-pointers:	1-1	0-0
Make 7 or fewer 3-pointers:	8-2	0-0
Games decided by 5 or fewer:	0-3	0-0
Overtime games:	0-0	0-0
On CBS:	0-0	0-0
On ESPN/ESPN2/ESPNU:	3-3	0-0
On Fox Sports1:	1-0	0-0
On SEC Network:	0-0	0-0
On ABC:	0-0	0-0
On FSN:	4-0	0-0
On CSS:	1-0	0-0
vs. SEC at Home:	0-0	0-0
vs. SEC on Road:	0-0	0-0
Games vs. ranked opp.:	0-3	0-0
Games following a loss:	3-0	0-0
Games following a win:	5-3	0-0
More points in the paint:	9-0	0-0
Fewer/Same points in the paint:	0-3	0-0
More bench points than opp.:	6-0	0-0
Fewer or same bench pts.:	3-3	0-0
More 2nd-chance points:	8-2	0-0
Fewer or same 2nd chance pts.:	1-1	0-0
More or same points off TOs:	3-1	0-0
Fewer points off TOs:	6-2	0-0
On Monday:	1-0	0-0
On Tuesday:	2-1	0-0
On Wednesday:	1-0	0-0
On Thursday:	0-0	0-0
On Friday:	1-1	0-0
On Saturday:	1-1	0-0
On Sunday:	3-0	0-0
In November:	5-1	0-0
In December:	3-2	0-0
In January:	0-0	0-0
In February:	0-0	0-0
In March:	0-0	0-0

HONORING THE CATS

WILLIE CAULEY-STEIN

CBS Sports Preseason Third Team All-America
SEC Preseason Second Team All-SEC (Media)
SEC Preseason Second Team All-SEC (Coaches)
CollegeSportsMadness.com Preseason Second Team All-SEC

AARON HARRISON

SEC Freshman of the Week (12/1, 12/23)
Wayman Tisdale Award Watch List

ANDREW HARRISON

Naismith Trophy Watch List
Bob Cousy Award Watch List
Wayman Tisdale Award Watch List
CBS Sports Preseason Third Team All-America
SEC Preseason Second Team All-SEC (Media)
SEC Preseason Second Team All-SEC (Coaches)
CollegeSportsMadness.com Preseason First Team All-SEC

DAKARI JOHNSON

SEC Preseason Second Team All-SEC (Media)

JARROD POLSON

NABC AllState Good Works Team Nominee

ALEX POYTHRESS

CollegeSportsMadness.com Preseason Second Team All-SEC
SEC Preseason Second Team All-SEC (Coaches)

JULIUS RANDLE

SEC Player of the Week (11/11/13)
CBS National Player of the Week (11/11/13)
CollegeSportsMadness.com SEC Player of the Week (11/11/13)
CollegeSportsMadness.com SEC Team of Month (Dec)
Naismith Trophy Watch List
Oscar Robertston Trophy Watch List
Wayman Tisdale Award Watch List
CBS Sports Preseason First Team All-America
NBC Sports Preseason First Team All-America
SEC Preseason Player of the Year (Media)
SEC Preseason First Team All-SEC (Media)
SEC Preseason First Team All-SEC (Coaches)
CollegeSportsMadness.com Preseason Freshman of the Year
CollegeSportsMadness.com Preseason First Team All-SEC

JAMES YOUNG

SEC Freshman of the Week (11/25/13)
Naismith Trophy Watch List
Wayman Tisdale Award Watch List
SEC Preseason Second Team All-SEC (Coaches)
NBC Sports Preseason All-America Honorable Mention

"Camp Cal" Turns in Results

In what has become known as "Camp Cal," John Calipari has used the time over the Holiday/semester break to mold his squads for the stretch run in the second half of campaigns. This time includes several two-a-day sessions since school is in recess. In his previous 12 years both at Memphis and Kentucky, his teams have put together winning streaks during and following "Camp Cal" in each of those seasons. The following shows the previous "Camp Cal" winning streaks:

Year	Streak	Dates
2012-13 (UK)	2	Jan. 2-Jan. 10
2011-12 (UK)	22#	Dec. 17-March 10
2010-11 (UK)	5	Dec. 18-Jan. 3
2009-10 (UK)	9	Dec. 19-Jan. 23
2008-09 (UM)	27*	Dec. 22-Mar. 21
2006-07 (UM)	25	Dec. 23-Mar. 22
2007-08 (UM)	18	Dec. 19-Feb. 20
2005-06 (UM)	15	Jan. 4-Feb. 26
2002-03 (UM)	12	Feb. 1-Mar. 13
2003-04 (UM)	11	Jan. 17-Feb. 24
2001-02 (UM)	10	Jan. 5-Feb. 4
2000-01 (UM)	8	Dec. 30-Jan. 27

Longest win streak at UK

* Longest win streak in school history (Memphis)

Young From Downtown

Freshman James Young made 26 3-pointers through 11 games this season. That was tied for the most through 11 games in the John Calipari era with sophomores Kyle Wiltjer (2012-13) and Doron Lamb (2011-12) having also achieved that mark.

The 26 made long balls is more than any other freshman in the Southeastern Conference and it is a mark that already ranks as the 15th most among all UK freshmen in the history of the program. Brandon Knight's 87 is the freshman single-season record.

Young currently ranks fifth among league players averaging 2.2 made 3-pointers per game. His .342 percentage from long range is a mark that ranks 10th among all conference players.

Sultan of Swat

Sophomore Willie Cauley-Stein leads UK in blocks with 50 on the season. For his career he has swatted 110 total shots, a total which ranks 17th in UK history. Jamaal Magloire ranks first all-time with 268 total blocks. (For a complete chart see page 13).

In four of the last five games (North Carolina, Boise State, Baylor and Providence), Cauley-Stein has recorded a block on the opponent's very first shot attempt of the game.

Cauley-Stein's 50 blocks through the first 12 games of the season ranks as the second-most

in the John Calipari era. Anthony Davis had 52 to begin his record-breaking year in the first 12 games.

In one of his personal record-setting nine-block performances, Cauley-Stein helped guide the Wildcats to a new accomplishment vs. Providence. The Friars shot 9-of-42 from two-point range and of those 33 misses, 11 were blocks, nine coming from the sophomore.

UK as the No. 18 AP Ranked Team

Kentucky is 18-7 all-time as the Associated Press' No. 18 rated squad. UK is 1-1 under the direction of John Calipari as the 18th-ranked team.

Calipari's Freshmen Point Guards

Andrew Harrison's numbers through 12 games compare nicely to other first-year floor generals under John Calipari. Future No. 1 NBA Draft pick, John Wall, still ranks at the head of the class.

Harrison	(10.6 ppg, 2.3 rpg, 3.5 apg)
Teague	(10.9 ppg, 2.4 rpg, 4.5 apg)
Knight	(17.4 ppg, 3.6 rpg, 3.9 apg)
Wall	(17.8 ppg, 4.0 rpg, 7.0 apg)

Randle Leads the Way

Through 12 games this season, Julius Randle has accounted for 218 points and 135 rebounds. Comparing former players in both categories in the Calipari era, Randle is producing at a higher rate than any other player.

Randle	(218 points, 125 rebounds)
Patterson	(207 points, 106 rebounds)
Jones (2011)	(218 points, 112 rebounds)
Davis	(141 points, 120 rebounds)
Noel	(126 points, 108 rebounds)

Efficient Cats

Going back to the first season under the direction of John Calipari, UK has been one of the most efficient offensive teams in the country. According to Ken Pomeroy's calculations on KenPom.com, UK's teams have consistently ranked among the most efficient teams in the country per possession.

Yr.	Off (Rnk)	Def (Rnk)	Overall
2014	118.1 (5)	96.6 (45)	12th
2013	108.8 (42)	99.1 (129)	42nd
2012	122.9 (2)	88.2 (9)	1st
2011	118.1 (7)	90.4 (15)	6th
2010	116.1 (15)	86.2 (6)	3rd

Freshmen Records Watch List

Through 12 games into the season, three freshmen already have etched their names among the top 60 first-year scorers in program history. Julius Randle ranks 40th (218), Aaron

Harrison 51st (181) and James Young 60th (161). Brandon Knight owns the record with 657 for the season.

Randle is 27th on the first-year rebounding list with 134 on the season thus far. Anthony Davis' 415 rebounds is the most of any UK freshman.

Randle is 16th in program history among freshmen for 82 made free throws in 2013-14, while Andrew Harrison is 27th with 58. John Wall owns the record with 175 in 2010.

James Young's 26 made 3-pointers on the season is good for 15th in the record books for first-year players. Brandon Knight's 87 is the freshman record.

For a complete listing of the charts please go to page 13 in the notes.

Double-Double Info

Julius Randle had seven-straight double-double efforts to begin the 2013-14 season. He joined Jim Andrews as the only other player to record seven-straight to begin the year in 1971-72.

Through 12 games he has garnered nine double-doubles which is tied for the current lead nationally.

His nine double-doubles through 12 games is the most in the John Calipari era. Patrick Patterson and DeMarcus Cousins in 2009-10 and Terrence Jones in 2011-12 each had five through the same number of outings.

Wildcats in December

Kentucky is 490-120 all-time in the month of December. That record includes a 27-6 mark under John Calipari and 3-2 thus far in 2013-14.

Three-Mania

UK has the nation's third-longest active streak of consecutive games with a made 3-pointer. UK has hit a 3-pointer in 872 consecutive games, which trails only UNLV and Vanderbilt. The Wildcats' last game without a 3-pointer came against Seton Hall on Nov. 26, 1988, a "three-point" loss in the Great Alaska Shootout.

UNLV and Vanderbilt have hit a 3-pointer in every game since the 3-point rule was adopted to start the 1986-87 season. Through Dec. 21, the Rebels' streak is 887 games, while Vanderbilt's streak is 874.

A Winning Institution

The University of Kentucky is one of just seven institutions in the nation that has seen both its men's and women's basketball programs tally 20 or more wins in four consecutive seasons. UK joins BYU, Duke, Gonzaga, Miami (FL), Notre Dame and Syracuse that have secured 20 win seasons in both men's and women's basketball beginning with the 2009-10 season.

UK has tallied a 253-59 (.811) combined

record between its two programs as of Dec. 22. That record includes a 145-6 (.960) mark in Lexington in Rupp Arena (men) and Memorial Coliseum (women).

UK vs. the Country

UK took on four first-time opponents this season in Northern Kentucky, UT Arlington, Boise State and Belmont for the first time during the 2013-14 season. UK has now played 214 of the current 351 Division I programs.

The Freshmen Five

Kentucky started five freshmen (Aaron Harrison, Andrew Harrison, Marcus Lee, Julius Randle and James Young) against Robert Morris marking the first time in school history the starting lineup was comprised of only first-year players. UK started the same lineup in four-straight games.

Conference Honors Wrap-up

Three Wildcats have earned SEC honors thus far in 2013-14. Aaron Harrison, Julius Randle and James Young have all garnered a weekly award.

Harrison was tabbed the league's Freshman of the Week on Dec. 2. He averaged 18.5 points, 5.0 rebounds and 3.0 assists per game in wins over Eastern Michigan and Providence.

Young was tabbed the SEC Freshman of the Week on Nov. 25 following a win over UT Arlington. Young led the Wildcats with 26 points and knocked down five 3-pointers in the win.

Randle earned Player of the Week accolades after opening the season by averaging 22.5 points and 15.0 rebounds with two double-doubles.

Field Day

In a 79-65 win over Providence, Kentucky shot .643 (27-42) from the field which is a mark that ranks as the third-best output in the John Calipari era. In the history of the program, Kentucky has shot .640 or better on 37 occasions.

Furthermore, the Blue and White connected on .750 (6-8) from long range. That mark is the best in school history in a single contest. The next best shooting night from 3-point range was when UK shot .714 (5-7) vs. Indiana on Dec. 6, 1986.

Harrison Goes Perfect from the Line

Freshman Aaron Harrison went a perfect 10-for-10 from the charity stripe in a win over Robert Morris en route to a career-high 28-point performance. He is just the second player in the Calipari era to hit all 10 of his free throw shots, joining Michael Kidd-Gilchrist as the other to achieve the feat. Kidd-Gilchrist was 10-of-10 in the Sweet 16 win over Indiana in 2012.

The 28 points scored in a game as a first-year player ranks seventh all-time in UK history.

KENTUCKY'S OPPONENTS

Opponent	Record	AP/USA
UNC Asheville	4-7	nr/nr
Northern Kentucky	4-7	nr/nr
Michigan State	10-1	5/5
Robert Morris	5-8	nr/nr
UT Arlington	5-7	nr/nr
Cleveland State	7-6	nr/nr
Eastern Michigan	7-3	nr/nr
Providence	10-2	nr/nr
Baylor	10-1	11/12
Boise State	10-2	nr/nr
North Carolina	8-3	19/19
Belmont	8-5	nr/nr
Louisville	11-1	6/4
Mississippi State	9-3	nr/nr
Vanderbilt	7-3	nr/nr
Arkansas	9-2	nr/nr
Tennessee	7-4	nr/nr
Texas A&M	8-3	nr/nr
Georgia	6-4	nr/nr
LSU	8-2	RV/nr
Missouri	10-1	25/25
Ole Miss	8-3	nr/nr
Auburn	6-3	nr/nr
Florida	9-2	13/14
South Carolina	3-6	nr/nr
Alabama	5-6	nr/nr
**As of Dec. 23		

UK IN THE CLUTCH

Free Throw Shooting Down the Stretch ...

Player	5-2:00	Under 2	OT
00 - Lee	0-1 (.000)	0-0 (.000)	0-0 (.000)
1 - Young	0-4 (.000)	0-0 (.000)	0-0 (.000)
2 - Harrison	2-2 (1.000)	0-0 (.000)	0-0 (.000)
3 - Polson	0-0 (.000)	0-0 (.000)	0-0 (.000)
4 - Hood	0-0 (.000)	0-0 (.000)	0-0 (.000)
5 - Harrison	6-6 (1.000)	4-4 (1.000)	0-0 (.000)
13 - Malone	0-0 (.000)	0-0 (.000)	0-0 (.000)
15 - Cauley-Stein	2-2 (1.000)	1-2 (.500)	0-0 (.000)
21 - Lanter	0-0 (.000)	0-0 (.000)	0-0 (.000)
22 - Poythress	0-0 (.000)	0-0 (.000)	0-0 (.000)
24 - Floreal	0-0 (.000)	0-0 (.000)	0-0 (.000)
25 - Hawkins	0-0 (.000)	1-2 (.500)	0-0 (.000)
30 - Randle	4-6 (.667)	5-9 (.556)	0-0 (.000)
32 - Long	0-0 (.000)	0-0 (.000)	0-0 (.000)
35 - Willis	0-0 (.000)	0-0 (.000)	0-0 (.000)
44 - Johnson	0-0 (.000)	0-0 (.000)	0-0 (.000)
Team Total	14-21 (.667)	11-16 (.688)	0-0 (.000)

[final five minutes of regulation and overtime in a six-point game with five minutes remaining]

MISC. FACTS

Largest Halftime Lead
26, vs. Northern Kentucky (11/10/13)

Largest SEC Halftime Lead
-

Largest Halftime Deficit
12, vs. Michigan State (11/12/13)

Largest SEC Halftime Deficit
-

Largest UK Lead
40, vs. Robert Morris (11/17/13)

Largest UK Lead in SEC
-

Largest UK Deficit
15, vs. Michigan State (11/12/13)

Largest UK Deficit in SEC
-

Largest UK Deficit in a Win
11, vs. Cleveland State (11/25/13)

Largest UK Deficit in an SEC Win
-

Largest UK Win
38, vs. Robert Morris (11/17/13)

Largest UK Win in SEC
-

Largest UK Defeat
5, twice

Largest UK Defeat in SEC
-

Most Consecutive UK Points
15, vs. UT Arlington (11/19/13)

Most Consecutive UK Points to Open Game
6, vs. Providence (12/1/13)

Most Consecutive Opponent Points
10, vs. Michigan State (11/12/13)

Most Consecutive Opponent Points to Open Game
10, vs. Michigan State (11/12/13)

Longest Winning Streak
5, (Nov. 17-Dec. 1)

Current Streak
1 win

Longest Losing Streak
1, three times

Largest Home Crowd
24,224 - Belmont (12/21/13)

Largest Road Crowd
21,750 at North Carolina (12/14/13)

Largest Neutral Crowd
22,711 (United Center) vs. Michigan State (11/12/13)

Terrence Jones owns the record with 35 against Auburn on Jan. 11, 2011.

National History

Julius Randle opened his collegiate career with three-straight 20-point, 10-rebound efforts. He is the first Division I player since Kansas State's Michael Beasley to achieve the same feat in 2007.

Comeback Cats

Kentucky faced an 11-point halftime deficit against Cleveland State and ended the game on a 24-7 run to topple the visiting Vikings 68-61. It marked just the second double-digit deficit of the season for UK, who trailed by 14 to Michigan State and eventually tied the score against the Spartans before falling by four.

Double-Doubles to Open a Season

UK had two players log a double-double to begin the 2013-14 season when both sophomore Alex Poythress and freshman Julius Randle turned the trick. It was Poythress' second career double-double, and Randle is the third freshman in four years to debut with a double-double for the Cats joining Anthony Davis (2011) and Terrence Jones (2010) as the others to achieve the feat.

The milestone marked the ninth time in the last 10 seasons at least one UK player began the season with a double-double.

Polson a Nominee for Good Works Team

Senior Jarrod Polson was named a nominee for the second-annual National Association of Basketball Coaches AllState Good Works Team. The award recognizes a select group of college basketball student-athletes who have made significant contributions to the greater good of their communities through volunteerism and civic service.

The senior from Nicholasville, Ky., has logged more than 100 hours of service since his arrival on campus. Throughout his time with the UK men's basketball team, Polson has coupled with his teammates in various service projects including the Salvation Army, Samaritan's Feet, clothing drives, God's Pantry BackPack program, a tele-a-thon for Hurricane Sandy relief, and various UK basketball camps.

The summer following his junior season, he joined seven other UK athletes from various teams on a service trip for a week to Ethiopia.

In addition to these projects, Polson is a member of Christian Student Fellowship where he has been active since his sophomore year. The past two years he has served as a leader to that group.

Outside of Lexington, Polson remains active in his hometown. He is a presence as a motivational speaker at both his former high school and middle school.

Polson graduated from Kentucky in May of 2013

THE WEEK AHEAD

Upcoming Calendar

Saturday, Dec. 28
vs. Louisville - 4 p.m.

Sunday, Dec. 29
Practice

Monday, Dec. 30
Practice

Tuesday, Dec. 31
Practice

Wednesday, Jan. 1
Practice

Thursday, Jan. 2
Practice

Friday, Jan. 3
Practice

Saturday, Jan. 4
Practice

Sunday, Jan. 5
Practice

UK RUNS

UNC Asheville

10-0 (13-13 to 23-13)

11-0 (62-46 to 73-46)

10-1 (73-48 to 83-49)

Providence

8-0 (39-38 to 47-38)

10-2 (47-43 to 57-45)

10-2 (59-50 to 69-52)

Northern Kentucky

8-1 (0-0 to 8-1)

13-0 (16-10 to 29-10)

8-0 (30-15 to 38-15)

10-2 (38-20 to 48-22)

7-0 (50-30 to 57-30)

Baylor

None

Boise State

9-0 (13-14 to 22-14)

14-2 (48-41 to 62-43)

Michigan State

13-1 (46-59 to 59-60)

North Carolina

None

Robert Morris

17-2 (0-0 to 17-2)

12-2 (30-15 to 44-17)

13-0 (46-26 to 59-26)

Belmont

9-0 (32-41 to 41-41)

7-0 (70-65 to 77-65)

UT Arlington

8-0 (6-4 to 14-4)

15-0 (28-25 to 40-25)

11-0 (57-44 to 68-44)

Cleveland State

9-0 (10-19 to 19-20)

7-0 (38-47 to 44-47)

12-0 (44-54 to 56-54)

9-0 (56-57 to 65-57)

Eastern Michigan

7-0 (44-38 to 51-38)

7-0 (72-58 to 79-58)

GAME BY GAME STARTING LINEUPS

UNC Asheville	Cauley-Stein	Aa. Harrison	An. Harrison	Randle	Young (1-0)
Northern Kentucky	Cauley-Stein	Aa. Harrison	An. Harrison	Randle	Young (2-0)
Michigan State	Cauley-Stein	Aa. Harrison	An. Harrison	Randle	Young (2-1)
Robert Morris	Aa. Harrison	An. Harrison	Lee	Randle	Young (1-0)
UT Arlington	Aa. Harrison	An. Harrison	Lee	Randle	Young (2-0)
Cleveland State	Aa. Harrison	An. Harrison	Lee	Randle	Young (3-0)
Eastern Michigan	Aa. Harrison	An. Harrison	Lee	Randle	Young (4-0)
Providence	Cauley-Stein	Aa. Harrison	An. Harrison	Randle	Young (3-1)
Baylor	Cauley-Stein	Aa. Harrison	An. Harrison	Randle	Young (3-2)
Boise State	Cauley-Stein	Aa. Harrison	An. Harrison	Randle	Young (4-2)
North Carolina	Cauley-Stein	Aa. Harrison	An. Harrison	Randle	Young (4-3)
Belmont	Cauley-Stein	Aa. Harrison	An. Harrison	Randle	Young (5-3)
Louisville					
Mississippi State					
Vanderbilt					
Arkansas					
Tennessee					
Texas A&M					
Georgia					
LSU					
Missouri					
Ole Miss					
Mississippi State					
Auburn					
Florida					
Ole Miss					
South Carolina					
Alabama					
Florida					

with a BA degree in Business - Finance in just three years as a student at the University. He maintained a GPA of 3.472, and is now currently pursuing a second degree in Marketing while he completes his athletic eligibility.

Three Named to Naismith Watch List

Andrew Harrison, Julius Randle and James Young were represented on the list of 50 players across the country considered candidates for the Naismith Trophy. Each year, the Atlanta Tipoff Club's Board of Selectors chooses the 50 pre-season "Naismith Watch" list as well as the mid-season team of 30 candidates. The Naismith voting academy narrows that group down to four finalists who will make up the final ballot. Named in honor of Dr. James Naismith, creator of the game of basketball, the first trophy was awarded to UCLA's Lew Alcindor, later known as Kareem Abdul-Jabbar, in 1969. Anthony Davis became UK's first winner of the award in 2012 after guiding the Cats to their eighth national title.

Lyles on Naismith High School Player of the Year Watch List

UK signee Trey Lyles was one of 10 players on the Naismith Trophy High School Player of the Year early-season watch list.

Lyles a forward from Indianapolis is averaging 22.8 points and 15.2 rebounds through the first five games of his senior season.

Wildcats Ink Four for 2014

The Kentucky men's basketball team added four of the top signees from the Class of 2014 in the early signing period, receiving National Letters of Intent from Devin Booker, Trey Lyles, Karl Towns and Tyler Ulis, UK head coach John Calipari announced Thursday, Nov. 13.

Booker is rated No. 18 in the 2014 ESPN 100, No. 30 in the Rivals 150 and No. 31 according to Scout. Lyles is rated No. 7 by ESPN, while Rivals and Scout place him eighth in the class of 2014. ESPN ranks Towns as the No. 6 prospect in the 2014 class, while Scout and Rivals rate him the 11th-best prospect in the class. ESPN ranks Towns No. 3 at his position in the class,

with Scout ranking him No. 4 at his position. Ulis is ranked 29th nationally by Scout and 33rd by Rivals and ESPN. Ulis ranks as the No. 4 point guard in the country by ESPN and No. 6 at his position according to Scout.

Champions Classic Renewed for Three Additional Years

The University of Kentucky men's basketball program along with Michigan State, Kansas and Duke in conjunction with ESPN have agreed to renew the Champions Classic for an additional three years. The Champions Classic debuted during the 2011-12 season and will now continue through the 2016-17 season. The event pitting four of the winningest programs in college basketball history will rotate through the cities of Indianapolis (2014), Chicago (2015) and New York (2016). All six games will be broadcasted by ESPN.

Randle on Oscar Robertson Trophy Watch List

Freshman Julius Randle was among 15 players selected for the U.S. Basketball Writers Associ-

STREAKS

Overall	Won 1	
Unranked Teams anywhere	Won 9	
Ranked Teams anywhere	Lost 3	
Home	Won 16	
Home SEC	Won 8	
Home non-conference	Won 13	
Home unranked non-conference	Won 13	
Home ranked teams	Won 10	
Home unranked teams	Won 15	
Road	Lost 2	
Road SEC	Lost 4	
Road ranked teams	Lost 2	
Road unranked teams	Lost 1	
Neutral	Lost 1	
Neutral ranked teams	Lost 2	
Neutral unranked teams	Won 1	
Consecutive Made Free Throws (active streak)		
Jon Hood	9	
Julius Randle	6	
Derek Willis	4	
Alex Poythress	2	
James Young	2	
Willie Cauley-Stein	1	
Consecutive Games with a 3-Pointer (active)		
Aaron Harrison	2	
Jarrod Polson	1	
Alex Poythress	1	
Games Played		
	2013-14	Career
Jon Hood	4	77
Jarrod Polson	8	69
Alex Poythress	12	45
Willie Cauley-Stein	12	41
Brian Long	0	15
Aaron Harrison	12	12
Andrew Harrison	12	12
Dominique Hawkins	12	12
Julius Randle	12	12
James Young	12	12
Dakari Johnson	11	11
Marcus Lee	10	10
Sam Malone	0	9
Derek Willis	7	7
Tod Lanter	0	6
EJ Floreal	1	1
Starts		
	2013-14	Career
Alex Poythress	0	31
Willie Cauley-Stein	8	22
Aaron Harrison	12	12
Andrew Harrison	12	12
Julius Randle	12	12
James Young	12	12
Marcus Lee	4	4
Jarrod Polson	0	1

ation watch list for the 2013-14 Oscar Robertson Trophy honoring the nation's top player.

Randle averaged 18.5 points and 11.5 rebounds in UK's two exhibition victories. The freshman from Dallas, notched a double-double in both games and added three combined assists while shooting .682 from the floor.

Members of the association's board of directors chose the players to be included on the list as contenders for the trophy. In mid-March, the USBWA will announce its 2013-14 All-America Team and, at that time, finalists will also be chosen for the player of the year. Once finalists are announced, the entire USBWA membership will vote for the winner of the Oscar Robertson Trophy.

Four Freshmen on Watch List for Wayman Tisdale Award

Freshmen Aaron Harrison, Andrew Harrison, Julius Randle and James Young were among 10 first-year players selected for the 2014 Integris Wayman Tisdale Freshman of the Year Award Preseason Watch List announced by the U.S. Basketball Writers Association (USBWA).

The four freshmen were part of the top-ranked recruiting class in the country and make up 40 percent of the preseason watch list.

Harrison Tabbed to Bob Cousy Award Watch List

Freshman guard Andrew Harrison was one of 45 players to earn recognition as a member of the watch list of candidates for the 2014 Bob Cousy Collegiate Point Guard of the Year Award it was announced in late October.

The annual honor, named for Hall of Famer and former Boston Celtic Bob Cousy, recognizes the top point guards in men's college basketball. The list was created by a committee of well-respected media members and influential people within college basketball from around the country. The watch list of candidates will be narrowed down to a final 20 in early February, then final five by early March.

All-Americans and Players of the Year

In addition to team success, this year's roster posts a slew of All-Americans or High School Players of the Year.

Aaron Harrison, Andrew Harrison, Dominique Hawkins, Dakari Johnson, Marcus Lee, Alex Poythress, Julius Randle and James Young all garnered All-America accolades to conclude their high-school careers.

Hawkins, Poythress and Jon Hood form the trio that earned Gatorade High School and state Player of the Year accolades.

A Team of Champions

Six players on the 2013-14 Kentucky men's basketball roster claimed a state or national title while in high school. Aaron and Andrew Harrison, Dominique Hawkins, Dakari Johnson, Sam Malone and Julius Randle all claimed state basketball championships.

Johnson also led Montverde Academy to the National High School Invitational Championship last season.

Preseason All-SEC Honors Roundup

The Kentucky men's basketball team was selected by the media to win its 46th Southeastern Conference championship this season as announced by the league office. Voting was conducted by a select panel of both SEC and national media members.

The Wildcats were the overall preseason favorite, marking the ninth time since 1998-99 that UK was the early-season pick. UK tallied 21 first-place votes, while Florida earned five first-place votes and Tennessee received one.

Freshman Julius Randle was the favorite to win the league's Player of the Year honor. Randle garnered 11 votes as the media selected him as the preseason pick for the award. Randle was also selected as a preseason All-SEC first team selection, the only first-year player earning the honor.

Three Kentucky players were picked to earn second-team honors including sophomore Willie Cauley-Stein and freshmen Andrew Harrison and Dakari Johnson. Cauley-Stein was an All-SEC Freshman team selection in 2013.

Five Kentucky players were honored with preseason honors by the league's coaches. Randle was tabbed to the league's first team, while sophomores Cauley-Stein and Alex Poythress along with freshmen Harrison and James Young claimed second team accolades.

Hood, Polson Graduate to Add to Perfect Success Rate

Since John Calipari's arrival at Kentucky, the Wildcats have turned in four semesters with team grade-point averages of 3.0 or better including the spring semester of the 2013 season that saw a record 3.23 average with 12 players earning a 3.0 or higher. Additionally, players have logged a 3.0 GPA or higher on 53 occasions in various semesters since his arrival including nine during the National Championship spring semester.

Furthermore, under Calipari all seven players who exhausted their athletic eligibility have graduated from UK including Twany Beckham, Josh Harrellson, Ramon Harris, Mark Krebs, Darius Miller, Perry Stevenson and Eloy Vargas. Additionally, Patrick Patterson and Jarrod Polson com-

pleted degrees in just three years. Current senior Jon Hood has also received a bachelor's degree, and will have another year of athletic eligibility.

Additional academic achievements include, Kentucky being among the inaugural Team Academic Excellence Award winners, created by the National Association of Basketball Coaches (NABC) in 2013. These awards recognize outstanding academic achievement by a team with a cumulative grade point average of 3.0 or better for the 2012-13 season.

Kentucky was the only team from the Southeastern Conference to earn recognition to the NABC's inaugural team academic excellence award. The honor is even more impressive considering UK is among six BCS level institutions to earn recognition.

SEC Domination

- Since the SEC's inception in 1932-33, the Wildcats have been the most dominant team in the league, recording a 911-256 mark (.781).
- Only one other team has won more than 700 regular season SEC games (Alabama) and no other team has a better winning percentage.
- UK has averaged 11.6 wins and only 3.2 losses per season in 78 years in the SEC.
- The Wildcats have won 45 SEC titles and 27 SEC Tournament championships, more than the other 13 teams combined.
- Kentucky has won 11 of the last 20 SEC Tournament titles.

ESPN'S College GameDay Returns to Rupp in 2014

For the fifth time in program history, and the second consecutive year, the ESPN College GameDay tour will visit Kentucky's historic Rupp Arena for a weekly installment of the popular college basketball preview show. ESPN has selected the Florida-Kentucky matchup on Feb. 15 as one of its eight College GameDay stops during the 2013-14 season.

Since its inception during the 2004-05 season, College GameDay has featured the Wildcats eight total times, including this year's upcoming appearance.

GameDay last visited Rupp Arena during the 2012-13 season when the Wildcats hosted the Missouri Tigers. The game didn't disappoint with UK posting an exciting 90-83 overtime win. The Blue and White own a 4-0 record on days when it is featured by the GameDay crew under John Calipari's direction and has been selected for the show in each year of Calipari's tenure at UK.

Last year, a crowd of 15,087 attended the morning GameDay show, the second largest ever. UK also holds the record for the largest crowd in GameDay history of 22,144, set on Feb. 13, 2010.

The Wildcats have faced Florida in three of their seven previous GameDay appearances, with the other meetings coming against Missouri (2013), Vanderbilt (2012), Tennessee (2010) and Mississippi State (2005).

UK BY POSSESSION

Game	Pts. per Possession
UNC Asheville	1.25 (Offense); 0.80 (Defense)
N. Kentucky	1.35 (Offense); 0.91 (Defense)
Michigan State	1.06 (Offense); 1.11 (Defense)
Robert Morris	1.19 (Offense); 0.67 (Defense)
UT Arlington	1.40 (Offense); 1.01 (Defense)
Cleveland State	1.08 (Offense); 0.97 (Defense)
Eastern Michigan	1.05 (Offense); 0.82 (Defense)
Providence	1.32 (Offense); 1.08 (Defense)
Baylor	1.03 (Offense); 1.12 (Defense)
Boise State	1.04 (Offense); 0.82 (Defense)
North Carolina	1.04 (Offense); 1.11 (Defense)
Belmont	1.33 (Offense); 1.14 (Defense)

Kentucky offensive high - 1.40, vs. UT Arlington
 Kentucky offensive low - 1.04, twice
 Opponent offensive high - 1.14, Belmont
 Opponent offensive low - 0.80, UNC Asheville

WILDCATS ON THE CHARTS

CAREER RECORDS

Blocked Shots

No. Player	Blocks	Games
1. Jamaal Maglorie	268	145
5. Anthony Davis	186	40
15. Kenny Walker	122	132
16. Reggie Hanson	119	101
17. Willie Cauley-Stein	110	41

SINGLE SEASON RECORDS

Blocked Shots

No. Player	Blocks	Games
1. Anthony Davis	186	40
21. Jamaal Maglorie	57	33
21. Josh Harrellson	57	38
23. Reggie Hanson	53	28
25. Andre Riddick	52	31
25. Nazr Mohammed	52	39
27. Walter McCarty	51	36
27. Daniel Orton	51	38
27. Patrick Patterson	51	38
30. Willie Cauley-Stein	50	12

SINGLE SEASON FRESHMAN RECORDS

Rebounds

No. Player	Rebs.	Games
1. Anthony Davis	415	40
18. Jack Givens	152	31
18. Archie Goodwin	152	33
20. Kenny Walker	151	31
21. Gerald Fitch	150	34
22. Antoine Walker	148	33
23. Chuck Hayes	143	32
24. Randolph Morris	142	34
24. Tayshaun Prince	142	37
26. Mike Phillips	136	31
27. Julius Randle	134	11

3-Pointers

No. Player	Threes	Games
1. Brandon Knight	87	38
5. Keith Bogans	48	33
6. Jodie Meeks	44	34
7. John Wall	37	37
8. Derrick Miller	35	29
8. Kyle Wiltjer	35	40
11. Gerald Fitch	29	34
11. Tayshuan Prince	29	37
13. Rashaad Carruth	27	26
13. Rodrick Rhodes	27	33
15. James Young	26	11

Free Throws

No. Player	FTs	Games
1. John Wall	175	37
5. Michael Kidd-Gilchrist	143	40
10. Alex Poythress	91	33
11. Winston Bennett	88	34
11. Randolph Morris	88	34
13. Patrick Patterson	87	25
13. Keith Bogans	87	33
15. Marquis Teague	85	40
16. Julius Randle	82	12
16. Chris Mills	82	32
16. Eric Bledsoe	82	37
19. Wallace Jones	80	30
20. Doron Lamb	79	38
21. Ed Davender	78	31
22. Rodrick Rhodes	70	33
23. Chuck Verderber	65	28
24. Jamal Mashburn	64	28
25. Jodie Meeks	61	34
26. Rajon Rondo	60	34
27. Andrew Harrison	58	11

Points

No. Player	Points	Games
1. Brandon Knight	657	38
33. Willie Cauley-Stein	242	29
33. Mike Phillips	242	31
35. Gerald Fitch	230	34
36. Eric Manuel	228	32
37. Kenny Walker	227	31
38. Winston Bennett	222	34
39. Jay Shidler	219	28
40. Julius Randle	218	12
41. Tayshaun Prince	214	37
42. Derrick Hord	205	35
43. Jim Line	199	35
43. Kyle Wiltjer	199	40
45. Jamaal Magloire	195	40
46. Jeff Brassow	191	27
46. Darius Miller	191	36
48. Chuck Verderber	189	31
49. Chuck Hayes	188	32
49. Jared Prickett	188	34
51. Aaron Harrison	181	12
52. Jim Master	176	27
53. Jack Tingle	175	21
54. Erik Daniels	171	33
54. Dirk Minniefield	171	34
56. Desmond Allison	170	36
57. Truman Claytor	168	28
58. Alex Groza	165	10
59. Jules Camara	162	37
60. James Young	161	12

SINGLE SEASON SOPHOMORE RECORDS

Blocks

No. Player	Blocks	Games
1. Sam Bowie	80	28
2. Patrick Patterson	70	34
3. Terrence Jones	68	38
4. Melvin Turpin	67	30
5. Jamaal Magloire	66	38
6. Andre Riddick	52	31
6. Nazr Mohammed	52	39
8. Willie Cauley-Stein	50	12

*Special thanks to Jon Scott

The Wildcats own an unparalleled tradition of success. Since 1903, the University of Kentucky has fielded 110 basketball teams. The first national championship was an NIT title in 1946. The first NCAA title came in 1948, and the latest, No. 8, occurred in 2012. No other program can claim the unparalleled success that matches the Wildcats efforts over the past century.

- **Eight** national championships (1948, 1949, 1951, 1978, 1996, 1998, 2012)
- The highest all-time winning percentage in college basketball: (2,120-662-1, **.762**)
- **Three** NCAA runner-up trophies
- **15** Final Four appearances
- A national-record **52** NCAA Tournament appearances
- **157** NCAA Tournament games and **111** Tournament wins
- **45** SEC regular-season championships
- **27** SEC Tournament titles
- **12** 30-win seasons
- **57** 20-win seasons
- And the **most victories all-time** in NCAA Division I history through Dec. 21:

Kentucky	2,120
Kansas	2,109
North Carolina	2,099
Duke	2,009
Syracuse	1,885

Kentucky in the NBA Draft

- Following the 2013 NBA Draft, Kentucky has had 108 players drafted 108 times (Johnny Cox '58 and Roger Newman '60 both drafted in Junior eligible draft, but returned for senior year and were drafted again).
- UK has had 33 players selected in the opening round (13 have come in the last four years) of the draft.
- In 2012, the Wildcats set a new single-draft high for Kentucky players drafted in a single year. with six being selected. The 2010 draft had five UK players selected, and the 1984 draft also had five Wildcats.
- Anthony Davis and Michael Kidd-Gilchrist became the first pair of teammates to go No. 1 and No. 2 in NBA Draft history in 2012.
- With Anthony Davis selected as the No. 1 pick in 2012, Kentucky is the only school since the 2000 draft to have two No. 1 picks (John Wall – 2010).
- With Davis going No. 1 overall, John Calipari will have coached three No. 1 picks in the last five years. And his three No. 1 picks are the most by one coach in NBA Draft history.

Kentucky Tops the Nation in Pros

On Oct. 28, 2012, the opening-day rosters of the 2013-14 season, Kentucky had more NBA players than any other team in the nation.

- 1) Kentucky -- 22
- 2) Duke -- 15
- 2) North Carolina -- 15
- 4) Kansas -- 14
- 5) UConn -- 12
- 5) UCLA -- 12
- 5) Florida -- 12

Wildcats in the NBA

Former UK players on NBA rosters include:

Eric Bledsoe - Suns	Brandon Knight - Bucks
Keith Bogans - Celtics	Doron Lamb - Magic
DeMarcus Cousins - Kings	Jodie Meeks - Lakers
Anthony Davis - Pelicans	Darius Miller - Pelicans
Archie Goodwin - Suns	Nazr Mohammed - Bulls
Josh Harrellson - Pistons	Nerlens Noel - 76ers
Chuck Hayes - Raptors	Daniel Orton - 76ers
Terrence Jones - Rockets	Patrick Patterson - Raptors
Enes Kanter - Jazz	Tayshaun Prince - Grizzlies
Michael Kidd-Gilchrist - Bobcats	Rajon Rondo - Celtics
	Marquis Teague - Bulls
	John Wall - Wizards

Rupp Arena

Year by Year Records

Season	W-L	Pct.	Start
2013-14	8-0	1.000	8-0
2012-13	16-2	.889	3-0
2011-12	18-0	1.000	18-0
2010-11	15-0	1.000	15-0
2009-10	18-0	1.000	18-0
2008-09	12-6	.667	3-0
2007-08	14-4	.778	1-0
2006-07	14-2	.875	10-0
2005-06	10-5	.667	4-0
2004-05	14-1	.933	7-0
2003-04	11-2	.846	3-0
2002-03	12-1	.923	1-0
2001-02	12-3	.800	0-1
2000-01	11-1	.917	0-1
1999-2000	14-0	1.000	14-0
1998-99	12-1	.923	6-0
1997-98	9-3	.750	4-0
1996-97	12-1	.923	12-0
1995-96	13-0	1.000	13-0
1994-95	12-1	.923	2-0
1993-94	13-1	.929	11-0
1992-93	16-0	1.000	16-0
1991-92	15-2	.882	1-0
1990-91	13-0	1.000	13-0
1989-90	13-2	.867	5-0
1988-89	8-6	.571	0-1
1987-88	14-2	.875	8-0
1986-87	13-2	.867	5-0
1985-86	18-0	1.000	18-0
1984-85	11-3	.786	1-0
1983-84	16-0	1.000	16-0
1982-83	14-1	.933	8-0
1981-82	15-1	.938	15-0
1980-81	15-0	1.000	15-0
1979-80	12-3	.800	6-0
1978-79	11-4	.733	3-0
1977-78	16-0	1.000	16-0
1976-77	12-2	.857	4-0
Total	502-62	.890	

Where the Coaches Rank by Wins

Coach	Years	Total	Record
Joe B. Hall	1976-85	9	122-14
Tubby Smith	1997-2007	10	119-19
Rick Pitino	1989-97	8	107-7
John Calipari	2009-Pres.	5	75-2
Eddie Sutton	1985-89	4	53-10
Billy Gillispie	2007-09	2	26-10

Cats Rock at Rupp

• UK has won 158 of its last 183 home games. Kentucky went on a 54-game winning streak in the venerable arena to begin the John Calipari era.

• The Wildcats are 502-62 (.890) all-time in Rupp Arena.

• UK has won 24 national attendance titles in the building, including 17 of the last 18.

• The Rupp Arena attendance record of 24,479 was set against Louisville on Jan. 2, 2010.

• The Wildcats have posted a remarkable 269-39 (.873) record in regular season SEC games in the building.

Win No. 500 in Rupp Arena

Kentucky's 81-63 victory over Eastern Michigan on Nov. 27 marked the 500th UK win in Rupp Arena in program history. The victory came 37 years to the day of the very first victory in the venue for the Cats.

Calipari Owns Record in Rupp

With UK's 2011-12 season-opening victory over Marist, UK head coach John Calipari recorded his 34th consecutive win in Rupp Arena as UK's head coach. It broke former UK head coach Rick Pitino's longest streak of 33 games in the venue.

Calipari's winning streak was snapped at 54 games with a loss to Baylor in his fourth season. The 54-game run, however, was his longest career home winning streak.

In four seasons, Calipari has only yielded one conference loss in the arena. Texas A&M notched a win on Jan. 12, 2013.

Kentucky Leads the Nation

For 17 of the last 18 seasons, Rupp Arena has owned the national attendance average including a Rupp Arena record of 24,110 in John Calipari's first season as head coach in 2009-10.

During the last 18 seasons, UK has averaged 22,960 fans per season. In the Calipari Era, UK has averaged no fewer than 23,099 fans per outing.

All-Time Attendance Records at Rupp

No.	Att.	Opponent	Date	Result
1	24,479	Louisville	1/20/10	W, 71-62
2	24,468	N. Carolina	12/5/09	W, 68-66
3	24,465	Florida	2/10/07	L, 64-61
4	24,459	Florida	2/4/03	W, 70-55
5	24,432	Louisville	12/17/05	W, 73-61
6	24,411	LSU	2/28/09	L, 73-70
7	24,402	Tennessee	2/13/10	W, 73-62
8	24,398	N. Carolina	12/3/11	W, 73-72
9	24,394	Tennessee	2/21/09	W, 77-58
10	24,389	Florida	2/7/12	W, 78-58

Attendance Records at Rupp 2013-14

No.	Att.	Opponent	Date	Result
1	24,224	Belmont	12/21/13	W, 90-83
2	22,925	Northern Ky.	11/10/13	W, 93-63
3	22,413	UNC Asheville	11/8/13	W, 89-57
4	21,600	Robert Morris	11/17/13	W, 87-49
5	21,067	Cleveland St.	11/25/13	W, 68-61

Records vs. Most Faced Opponents in Rupp Era (1976-Pres.)

Opponent	Times Played	Record	Cal Era
Tennessee	38	34-4	4-0
Florida	37	31-6	4-0
Vanderbilt	36	34-2	4-0
Georgia	35	31-4	3-0
LSU	28	23-5	2-0
Alabama	27	22-5	2-0
Auburn	27	25-2	2-0
Ole Miss	27	26-1	2-0
Miss. St.	26	24-2	2-0
S. Carolina	24	22-2	4-0
Louisville	16	12-4	2-0
Arkansas	12	10-2	2-0
Indiana	9	8-1	1-0
E. Kentucky	8	8-0	-
Morehead St.	8	8-0	2-0
N. Carolina	6	4-2	2-0
Kansas	5	4-1	-
N. Dame	5	5-0	-
Tenn. Tech	5	5-0	-

Records vs. 2013-14 Opponents in Rupp

Opponent	Times Played	Record	Cal Era
UNC Ash.	3	3-0	-
R. Morris	2	2-0	2-0
E. Michigan	2	2-0	2-0
Belmont	1	1-0	1-0
Boise State	1	1-0	1-0
Cleveland St.	1	1-0	1-0
NKU	1	1-0	1-0
UT Arlington	1	1-0	1-0

GAME BY GAME LEADERS

Opponent	Points	Rebounds	Assists	Blocks	Steals
UNC Asheville	Randle - 23	Randle - 16	An. Harrison - 5	Cauley-Stein - 4	Aa. Harrison - 4
Northern Kentucky	Randle - 22	Randle - 14	Randle - 3	Lee - 2	Three w/ - 1
Michigan State	Randle - 27	Randle - 13	An. Harrison - 3	Poythress - 3	Young - 1
Robert Morris	Aa. Harrison - 28	Randle - 15	Three w/ - 3	Cauley-Stein - 4	Two w/ - 2
UT Arlington	Young - 26	Two w/ - 10	An. Harrison - 6	Lee - 3	Two w/ - 2
Cleveland State	Randle - 15	Randle - 15	An. Harrison - 5	Cauley-Stein - 4	Cauley-Stein - 2
Eastern Michigan	Aa. Harrison - 22	Randle - 10	Young - 4	Cauley-Stein - 7	Three w/ - 1
Providence	Young - 18	Two w/ - 8	Two w/ - 4	Cauley-Stein - 9	Three w/ - 1
Baylor	Randle - 16	Randle - 8	Two w/ - 6	Cauley-Stein - 3	-
Boise State	Young - 21	Randle - 11	Two w/ - 2	Cauley-Stein - 9	Aa. Harrison - 3
North Carolina	Aa. Harrison - 20	Cauley-Stein - 12	An. Harrison - 7	Cauley-Stein - 5	Three w/ - 2
Belmont	Randle - 29	Randle - 10	Aa. Harrison - 7	Cauley-Stein - 2	Two w/ - 1
Louisville					
Mississippi State					
Vanderbilt					
Arkansas					
Tennessee					
Texas A&M					
Georgia					
LSU					
Missouri					
Ole Miss					
Mississippi State					
Auburn					
Florida					
Ole Miss					
South Carolina					
Alabama					
Florida					

TOP-FIVE INDIVIDUAL PERFORMANCES OF 2013-14

Points 1. Randle - 29 (BEL, 12/21) 2. Aa. Harrison - 28 (RMU, 11/17) 3. Randle - 27 (MSU, 11/12) 4. Young - 26 (UTA, 11/19) 5. 23 - Two times	Rebounds 1. Randle - 16 (UNCA, 11/8) 2. Randle - 15 (RMU, 11/17) Randle - 15 (CSU, 11/15) 4. Randle - 14 (NKU, 11/10) 5. 13 - Three times	Assists 1. Aa. Harrison - 7 (BEL, 12/21) An. Harrison - 7 (UNC, 12/14) 3. An. Harrison - 6 (UTA, 11/19) An. Harrison - 6 (BU, 12/6) Aa. Harrison - 6 (BU, 12/6)	Field Goals 1. Randle - 9 (MSU, 11/12) 2. Young - 8 (UTA, 11/13) Aa. Harrison - 8 (UNC, 12/14) Cauley-Stein - 8 (BEL, 12/21) Randle - 8 (BEL, 12/21)
First Half Points 1. Aa. Harrison - 19 (RMU, 11/17) 2. Young - 17 (BSU, 12/10) 3. Young - 15 (MSU, 11/12) 4. Randle - 14 (BEL, 12/21) 5. 11 - Three times	Offensive Rebounds 1. Poythress - 7 (MSU, 11/12) Randle - 7 (CSU, 11/25) 3. Poythress - 6 (UNCA, 11/8) Randle - 6 (NKU, 11/10) Randle - 6 (EMU, 11/27)	Blocks 1. Cauley-Stein - 9 (PU, 12/1) Cauley-Stein - 9 (BSU, 12/10) 3. Cauley-Stein - 7 (EMU, 11/27) 4. Cauley-Stein - 5 (UNC, 12/14) 5. 4 - Three times	3-Pointers 1. Young - 5 (UTA, 11/19) 2. Aa. Harrison - 4 (RMU, 11/17) Young - 4 (BU, 12/6) Young - 4 (BSU, 12/10) 5. 3 - Four times
Second Half Points 1. Randle - 23 (MSU, 11/12) 2. Aa. Harrison - 18 (BEL, 12/21) 3. 15 - Four times	Free Throws 1. Randle - 13 (BEL, 12/21) 2. Randle - 11 (UNCA, 11/8) 3. Aa. Harrison - 10 (RMU, 11/17) Randle - 10 (NKU, 11/10) An. Harrison - 10 (UNC, 12/14)	Steals 1. Aa. Harrison - 4 (UNCA, 11/8) 2. Cauley-Stein - 3 (UNCA, 11/8) Aa. Harrison - 3 (BSU, 12/10) 4. 2 - Eight times	Dunks 1. Cauley-Stein - 4 (EMU, 11/27) 2. Cauley-Stein - 3 (BEL, 12/21) Lee - 3 (UNCA, 11/8) Randle - 3 (NKU, 11/10) 5. 2 - 10 times

HEAD COACH JOHN CALIPARI

Most Wins

Since the 2005-06 season, John Calipari's on-court record ranks him as the winningest coach over the last seven-plus seasons. Totals through Dec. 21.

1.	John Calipari	267-42
2.	Bill Self	260-45
3.	Mike Krzyzewski	244-52
4.	Thad Matta	241-60
5.	Roy Williams	239-63

On Pace with the Baron of the Bluegrass

Legendary coach Adolph Rupp won 876 career games while the coach of UK. He also led the Blue and White to five NCAA titles during his 41-year tenure. However, current UK coach John Calipari is keeping pace with the legend as far as victories to begin his career at Kentucky.

Coach	Games	Record
Rupp	161	134-27
Calipari	161	132-29

Calipari at No. 1

Calipari is one of just two coaches (Frank McGuire) to lead three programs to a No. 1 ranking. Calipari is 62-9 as the top-ranked coach in the country. He tallied a 32-4 mark at UMass when the Minutemen were No. 1 and he was 9-1 at Memphis when he had the Tigers at the pinnacle of the rankings. Calipari is 24 of 28 when his team is at the top as UK's head coach.

In addition, Calipari has guided four of his last six teams to the No. 1 ranking and this year marks the sixth time he's led his team to the top ranking throughout his career. He guided his 1994-95 and 1995-96 UMass teams to the No. 1 ranking, as well as his 2007-08 Memphis team and his 2009-10, 2011-12 and 2013-14 Kentucky teams.

The Success Rate

Coach Calipari has graduated 100% of the players (10 of 10) who have been eligible to graduate by the end of their senior years and exhausted their athletic eligibility. Of that group, Patrick Patterson and Jarrod Polson each completed their degrees in just three years. Current senior Jon Hood has also received a bachelor's degree, and will have another year of eligibility.

Calipari Comfortable at Home

Since the 2000 season, John Calipari-coached teams have posted a 229-21 (.916) record at home. In Calipari's first season, UK tallied an 18-0 mark at home, and the Cats were 15-0 in Rupp in his second season. Kentucky finished 18-0 in

2011-12 and is 8-0 this season.

His 54-game winning streak at Rupp was the longest streak since the arena opened in 1976.

Coach Streak (Yrs)

1.	John Calipari	54 (2010-13)
2.	Rick Pitino	33 (1992-94)
3.	Joe B. Hall	30 (1981-82)
4.	Rick Pitino	27 (1995-97)
5.	Joe B. Hall	26 (1977-78)

Calipari is Just as Comfortable on the Road

Calipari has recorded a 62-23 (.729) record on the road dating back to 2005-06 season. The Wildcats are 0-1 on the road so far in 2013-14.

Calipari on a Roll in Conference Play

Calipari has recorded an 99-14 record in league play over the last six seasons. He's 52-14 in SEC action at the helm of Kentucky.

Calipari Unrivaled in the Conference

UK head coach John Calipari is unrivaled in the league when it comes to conference accolades. During his career, Calipari has won 12 league championships, including the 2010 and 2012 SEC Championships, seven more than the next closest coach (Billy Donovan has five conference titles).

Calipari also has 11 conference tournament titles, eight more than his closest competitor.

Furthermore, he's tallied a 260-80 (.765) all-time record within conference play as a head coach. He owns a 52-14 (.788) clip since joining the SEC.

Fifty is Nifty

With a 90-83 overtime victory over Missouri on Feb. 20, John Calipari claimed his 50th Southeastern Conference victory. He achieved the feat in just 62 games as head coach of the Cats. It's the second-fastest stretch of games to win 50 in league history, trailing only Adolph Rupp who achieved the feat in 57 contests.

Coach Games to 50

1.	A. Rupp (UK)	57
2.	J. Calipari (UK)	62
3.	N. Richardson (ARK)	65
4.	T. Smith (UK)	67
5.	R. Pitino (UK)	69
6.	J. Hall (UK)	73
7.	B. Donovan (UF)	88

Conference Championship Calipari

Calipari has won seven regular season conference championships dating back to his Conference USA days at Memphis. That streak includes two SEC titles. He has also won five tournament titles in that span, including a pair of SEC tournament championships.

UK VS. AP RANKED FOES

In John Calipari Era (2009-Present)

27-10, 11-3 SEC

at No. 18 North Carolina	Dec. 14, 2013	L, 82-77
vs. No. 20 Baylor (Dallas)	Dec. 6, 2013	L, 67-62
vs. No. 2 Michigan St. (Chicago)	Nov. 12, 2013	L, 78-74
No. 11 Florida	March 9, 2013	W, 61-57
at No. 7 Florida	Feb. 12, 2013	L, 69-52
at No. 16 Ole Miss	Jan. 29, 2013	W, 87-74
at No. 4 Louisville	Dec. 29, 2012	L, 80-77
vs. No. 9 Duke (Atlanta)	Nov. 13, 2012	L, 75-68
vs. No. 6 Kansas (NCAA)	April 2, 2012	W, 67-59
vs. No. 17 Louisville (NCAA)	March 31, 2012	W, 69-61
vs. No. 9 Baylor (NCAA)	March 25, 2012	W, 82-70
vs. No. 16 Indiana (NCAA)	March 23, 2012	W, 87-71
at No. 16 Florida	March 4, 2012	W, 74-59
No. 8 Florida	Feb. 7, 2013	W, 78-58
No. 4 Louisville	Dec. 31, 2012	W, 69-62
No. 5 North Carolina	Dec. 3, 2011	W, 73-72
vs. No. 12 Kansas (New York)	Nov. 15, 2011	W, 75-65
vs. No. 9 UConn (NCAA)	April 2, 2011	L, 56-55
vs. No. 7 N. Carolina (NCAA)	March 27, 2011	W, 76-69
vs. No. 1 Ohio State (NCAA)	March 25, 2011	W, 62-60
vs. No. 22 W. Virginia (NCAA)	March 19, 2011	W, 71-63
vs. No. 12 Florida (Atlanta)	March 13, 2011	W, 70-54
No. 21 Vanderbilt	March 1, 2011	W, 68-66
No. 13 Florida	Feb. 26, 2011	W, 76-68
at No. 21 Vanderbilt	Feb. 12, 2011	L, 81-77
at No. 22 Louisville	Dec. 31, 2010	W, 78-63
vs. No. 23 N. Dame (Louisville)	Dec. 8, 2010	W, 72-58
vs. No. 13 Washington (Maui)	Nov. 23, 2010	W, 74-67
vs. No. 6 W. Virginia (NCAA)	March 27, 2010	L, 73-66
vs. No. 15 Tennessee (Nashville)	March 13, 2010	W, 74-45
at No. 19 Tennessee	Feb. 27, 2010	L, 74-65
at No. 17 Vanderbilt	Feb. 20, 2010	W, 58-56
No. 12 Tennessee	Feb. 13, 2010	W, 73-62
No. 25 Ole Miss	Feb. 2, 2010	W, 85-75
No. 21 Vanderbilt	Jan. 30, 2010	W, 85-72
vs. No. 14 UConn (New York)	Dec. 9, 2009	W, 64-61
No. 10 North Carolina	Dec. 5, 2009	W, 68-66

UK IN OVERTIME

In John Calipari Era (2009-Present)

5-1, 4-1 SEC

Missouri	Feb. 23, 2013	W, 90-83
at Texas A&M	Feb. 2, 2013	W, 61-57
at Arkansas	Feb. 23, 2011	L, 77-76
vs. Miss. State (Nashville)	March 14, 2010	W, 75-74
at Mississippi State	Feb. 16, 2010	W, 81-75
vs. Stanford (Cancun)	Nov. 25, 2009	W, 73-65

HEAD COACH JOHN CALIPARI

RECRUITING TRAIL

The Wildcats have signed more top-25 players over the past five seasons than 28 entire Division I conferences, including the Big Ten and Pac-12. And more than one-quarter of all top-10 prospects nationally over the past six classes have signed with Kentucky.

Player (year)	ESPN	Rivals	Scout
Devin Booker ('14)	18	30	31
Trey Lyles ('14)	7	8	8
Karl Towns ('14)	6	11	11
Tyler Ulis ('14)	33	33	29
Aaron Harrison ('13)	9	7	6
Andrew Harrison ('13)	5	5	5
Dominique Hawkins ('13)	NR	NR	NR
Dakari Johnson ('13)	7	9	17
Marcus Lee ('13)	25	19	24
Julius Randle ('13)	3	2	2
James Young ('13)	8	11	11
Derek Willis ('13)	NR	115	NR
Archie Goodwin ('12)	15	14	14
Willie Cauley-Stein ('12)	40	40	48
Nerlens Noel ('12)	1	2	1
Alex Poythress ('12)	13	8	7
Anthony Davis ('11)	1	2	1
Michael Kidd-Gilchrist ('11)	4	3	6
Marquis Teague ('11)	8	5	8
Kyle Wiltjer ('11)	19	22	24
Terrence Jones ('10)	9	13	8
Enes Kanter ('10)	25	3	3
Brandon Knight ('10)	4	6	6
Doron Lamb ('10)	29	21	28
Stacey Poole, Jr. ('10)	51	33	67
Eric Bledsoe ('09)	NR	23	37
DeMarcus Cousins ('09)	4	2	3
Daniel Orton ('09)	13	22	17
John Wall ('09)	5	1	2
Jon Hood ('09)	92	40	46
Total Top 10 Players	15	14	14
Top 15 Players	18	18	17
Top 20 Players	20	19	19
Top 25 Players	22	23	21

Calipari's Undefeated Conference Teams

When John Calipari led Kentucky to a 16-0 mark in league play in 2012, he joined rarified air. Calipari is believed to be one of three coaches, along with Frank McGuire and Jerry Tarkanian, to lead multiple teams to an unblemished mark in multiple Division 1 conferences.

Calipari did so at Memphis in Conference USA and Kentucky in the Southeastern Conference.

McGuire led St. John's in the Metro New York ('51, '52), North Carolina in the ACC ('57) and South Carolina in the ACC ('70) to undefeated marks.

Jerry Tarkanian guided Long Beach State in the Pacific Coast Athletics Association ('70, '71) and UNLV in the Big West ('87, '91, '92) to perfect conference seasons.

Calipari and the NBA Draft

Coach John Calipari has had two or more players selected in SIX consecutive NBA drafts dating back to 2008 with Memphis. He has three players who have been taken No. 1 overall. Following the 2013 draft, Calipari has had nine players taken in the top 10 of the draft in the last four seasons and 13 taken in the first round of the draft. With Anthony Davis going No. 1 overall in 2012, Calipari has coached three No. 1 picks in a five-year span. And his three No. 1 picks are the most by one coach in NBA Draft history.

Calipari Draft Picks

In 21 seasons as a head coach, John Calipari has coached 28 NBA draft picks including 19 first round selections with 11 of those going in the top-10 Here's a list of all of his draft picks:

Eric Bledsoe	Michael Kidd-Gilchrist
Antonio Burks	Brandon Knight
Marcus Camby	Doron Lamb
Rodney Carney	DeAndre Liggins
DeMarcus Cousins	Darius Miller
Anthony Davis	Nerlens Noel
Joey Dorsey	Daniel Orton
Chris Douglas-Roberts	Patrick Patterson
Robert Dozier	Lou Roe
Tyreke Evans	Derrick Rose
Archie Goodwin	Marquis Teague
Josh Harrellson	Dajuan Wagner
Terrence Jones	John Wall
Enes Kanter	Shawne Williams

HEAD COACH JOHN CALIPARI



Kentucky head coach John Calipari reached the mountaintop in his third year in Lexington, guiding Kentucky to its eighth national championship and its 15th Final Four. In doing so, he claimed his first national championship and his fourth appearance in the Final Four. He is one of only two coaches to lead three different schools to a Final Four (UMass-1996; Memphis-2008; Kentucky-2011, 2012).

The Wildcats rode the trademark hard-nosed Calipari defense to the 2012 title, finishing the season as the nation's top-ranked team in field-goal percentage defense and blocked shots.

Kentucky lost three members of its 2011 Final Four team (two to the draft, one to graduation), but Calipari reloaded with the nation's top-ranked recruiting class for the third straight season. Included in the class were eventual National Player of the Year Anthony Davis and All-American Michael Kidd-Gilchrist.

En route to the national championship, Calipari guided the Wildcats to an NCAA record-tying 38 wins, a perfect 16-0 mark in the Southeastern Conference and the school's 45th SEC championship, all while extending his winning streak in Rupp Arena to 51 straight games. Calipari extended his perfect mark at home as UK's coach to 54 games before finally losing in his fourth year at Kentucky.

Upon being named head coach on April 1, 2009, Calipari continued to work his magic of resurrecting once proud programs, taking an NIT team in 2009 to the 2010 NCAA Elite Eight. Along the way he led the Wildcats to a No. 1 ranking (UK's first since 2003), the program's 44th SEC regular-season championship and 26th SEC Tournament title.

The honors continued after the 2009-10 season as Calipari became the first coach in UK history to receive the Adolph Rupp National Coach of the Year award. He then watched as five of his players were selected in the first round of the 2010 NBA Draft, the first time a school has ever produced five first-round picks. Among those picks was the first Wildcat ever taken as the No. 1 overall pick, John Wall.

In his second year in 2010-11, a season that was labeled as a "rebuilding effort," one in which Calipari and the Cats were supposed to struggle after losing an unprecedented five first-round picks in the 2010 NBA Draft, Kentucky reloaded as Calipari guided UK to its 27th SEC Tournament championship, kept his unbeaten record at Rupp Arena alive and collected his 500th career on-court win.

In his inaugural season as head coach of the Wildcats, Calipari posted his fifth straight 30-win season, the only coach in NCAA Division I history to do so. In addition to the Rupp National Coach of the Year, Calipari was also named the Associated Press SEC Coach of the Year.

When he led Kentucky back to the No. 1 spot in the country, Calipari became one of only two coaches (Frank McGuire) in NCAA history to lead three teams to a No. 1 ranking. He led UMass to a No. 1 ranking in 1995 and 1996, and he led Memphis to the No. 1 spot in the 2008 season.

Much like he did at UMass, when his players graduated at nearly 80 percent, Calipari has stressed academics. Fifteen of his last 18 seniors that came through the Memphis program earned their bachelor's degrees, and all 10 players at UK who were eligible to graduate by the end of their senior years walked away with a degree in hand.

The Wildcats posted a 3.4 grade-point-average in the 2013 spring semester with 12 players earning a 3.0 GPA or better. It marked the fourth semester in the last five fall/spring semesters Coach Cal's team earned a 3.0 or better.

As someone who prides himself on helping young men

reach their dreams, he has placed 29 players in the NBA during his college coaching career, including 17 over his first four seasons at Kentucky. The 17 picks over a four-season span is the most of any coach.

In 2010, five of his UK players were selected in the first round for the first time in NBA history. He followed that up with four players in the draft in 2011, six players in 2012 — the most in a two-round draft — and two more in 2013.

Overall, he's churned out 17 NBA draft picks, 13 first-rounders, two No. 1 overall selections, five top-five picks and eight lottery picks at Kentucky. Since the 2008 draft, 22 of Coach Cal's players have been taken in the NBA Draft, including 15 first-rounders.

Included in Calipari's NBA success are three No. 1 overall picks (Derrick Rose, Wall and Davis) over the last five years. No other coach has had three No. 1 picks, and 2012 was the first time two players from the same team (Davis and Kidd-Gilchrist) were taken with the top two picks in the draft.

After bringing the University of Massachusetts basketball program to national prominence in the '90s and resurrecting the Memphis basketball program in the 2000s, Calipari became the 22nd coach in UK history and seventh in the last 80 years.

Following his fourth season at UK, Calipari's overall on-court record is 568-166, the third-highest winning percentage (77.4) among active NCAA Division I coaches with 10 years experience at college basketball's Division I level, trailing only Mark Few and Roy Williams.

His 173 victories from 2008-12 are the most ever for a coach over a five-year span in Division-I history. On the NCAA Division I list for winning percentage for all coaches (minimum 10 years), Calipari is in 10th place and ahead of Mike Krzyzewski, Jim Boeheim, Bob Huggins and Lute Olson.

Calipari's eight 30-win seasons are third most for a head coach in NCAA Division I history. For his career (21 years), Calipari has 19 20-win seasons and 12 25-win campaigns.

Coach Cal started his head-coaching career at UMass in 1998, guiding a struggling program at UMass to the top of college basketball, capped off by a Final Four appearance in 1996.

At 29, when he was named head coach, Calipari began building a program from the ground up, going 10-18 his first season before posting a 17-14 record his second year (receiving a bid to the National Invitation Tournament). The Minutemen won their first Atlantic 10 championship in 1992 with a 30-5 record, including a 13-3 mark in league play. With a 77-71 overtime win over Syracuse in an East Regional second-round game, UMass made its first NCAA Sweet 16 appearance.

From there, the program skyrocketed under Coach Cal.

Calipari compiled a 193-71 record (.731) during his eight-year career at Massachusetts, including a 108-44 mark (.684) in A-10 play. In addition to five straight NCAA Tournaments and a Final Four appearance in 1996, UMass also made two appearances in the NIT, advancing to the NIT semifinals in 1991. The 1990-91 season was the first of six straight seasons in which the Minutemen won at least 20 games.

Calipari's personal 20-win streak reached the 17-season mark after 35 wins in his first year at UK and 29 in his second. All nine of his Memphis clubs won 20-plus games, along with his last six teams at UMass. In his final season at UMass, Calipari was named the 1996 Naismith National Coach of the Year and The Sporting News National Coach of the Year. He was also named the Atlantic 10 Coach of the Year for the third time in four years, as well as Basketball Times East Region Coach of the Year.

During the Minutemen's 35-2 Final Four season in 1995-96, UMass posted wins over Kentucky, Maryland, Wake Forest, Georgia Tech, Syracuse, Virginia Tech and Louisville. UMass ended the regular season ranked No. 1 in the nation in the final regular-season poll after being the top-ranked team for nine weeks earlier in the year. The Minutemen also won their first 26 games of the season, setting a school record for most consecutive wins.

In addition to his Naismith National Coach of the Year honors in 1996, Calipari was a Naismith Coach of the Year finalist in 1994 and 1995. He was the USBWA District I Coach of the Year in 1993.

Calipari left UMass in June of 1996 to become executive vice president of basketball operations and head coach of the New Jersey Nets. He led the Nets to a second-place finish in the NBA's Atlantic Division and the playoffs in 1998, ending a five-year postseason drought for the franchise. The Nets' 17-game turnaround from the previous year was the best that season in the NBA.

He became a member of the Philadelphia 76ers coaching staff in 1999, rejoining Philadelphia coach Larry Brown, for whom Calipari was an assistant at Kansas.

Calipari returned to the college game in 2000 at Memphis, where he led the Tigers to the 2008 NCAA title game. Memphis' 38 wins in 2007-08 made him the winningest coach for a single season in NCAA history. As a result, Calipari was named Naismith National Coach of the Year for a second time in his career. He is only the second coach to receive the honor multiple times since the award's inception in 1987. Krzyzewski is the other to do so.

Calipari, the 2009 Sports Illustrated National Coach of the Year, led the Tigers to nine straight 20-win campaigns and nine consecutive postseason appearances, the only Memphis coach to do that. He posted 252 wins — 28 wins per season — as the Tigers' head coach, making him the winningest coach in school history.

Calipari, who is now on the board of directors of the National Association of Basketball Coaches, began his coaching career at Kansas as a volunteer assistant under Ted Owens. In 1983, he was hired as the recruiting coordinator at the University of Vermont, but he was swayed back to the nation's heartland when Brown was hired as head coach at KU. He spent three seasons at Kansas (1982-85) before another three-year stint as an assistant coach to Paul Evans at Pittsburgh (1985-88).

The 53-year-old lettered two years at North Carolina-Wilmington before transferring to Clarion State. He played point guard at Clarion during the 1981 and 1982 seasons, leading the team in assists and free-throw percentage. The Eagles were ranked in the Division II Top 20 both years and participated in the 1981 NCAA Division II Tournament.

Calipari's foundation, The Calipari Foundation, has raised millions of dollars to help the lives of those in need in the Commonwealth and across the country, and in 2010, he used a telethon to raise more than \$1 million for victims of the devastating earthquake in Haiti. He followed that up with another telethon in 2012 that raised \$1 million for victims of Superstorm Sandy.

A year after helping raise \$350,000 for charity during the inaugural UK alumni weekend, Calipari was the driving force behind the more than \$1 million that was donated to local and national organizations during the second annual alumni weekend.

His foundation has also worked with and donated money to Samaritan's Feet, the West Liberty Recovery Fund, 4 Paws for Ability, the Starkey Hearing Foundation, the Urban League of Lexington and the V Foundation. Calipari has also headed up the EverFi Financial Literacy Program, which teaches students across Kentucky the importance of money management.

Author of the national bestseller, "Bounce Back: Overcoming Setbacks to Succeed in Business and in Life," and the soon-to-be-released "Players First," Calipari is a master of communication and maximizing talent. He lives by the motto "that it's never a matter of how far you have fallen, but instead it's about how high you bounce back."

Calipari and his wife, Ellen, have two daughters, Erin and Megan, and a son, Bradley.

HEAD COACH JOHN CALIPARI

NCAA Division-I Active Winningest Coaches

(On-Court By Percentage - Min. 10 yrs. at Division I level entering 2013-14 season)

No.	Coach/Team	Yrs.	Pct.
1.	Mark Few/Gonzaga	14	.801
2.	Roy Williams/UNC	25	.795
3.	Thad Matta/Ohio State	13	.777
4.	John Calipari/Kentucky	21	.774
5.	Mike Krzyzewski/Duke	38	.763

Since 2005-06...

Since the 2005-06 season, John Calipari's on-court record ranks him as the winningest coach over the last six-plus seasons. Totals through Dec 21.

1. John Calipari	267-41
2. Bill Self	260-45
3. Mike Krzyzewski	244-52
4. Thad Matta	241-60
5. Roy Williams	239-63

Miscellaneous On-Court Records

Overall Record: 577-169 (.774)

March/April Record: 122-35 (.777)

NCAA Record: 38-13 (.745)

Record in Conference Games: 260-80 (.765)

Record in Conference Tournament: 42-11 (.792)

- Calipari owns the most single-season wins with 38, tying his own record (Memphis, '08) in 2012 with 38 wins.
- Calipari is one of two coaches (Roy Williams) in NCAA Division-I history to have 400 or more wins in the first 16 years as a head coach. Calipari had 416 wins in his first 16 years.
- Calipari is the winningest coach in NCAA Division-I history for a five-year span with 173 victories (2008-12).
- Calipari is the first coach in NCAA Division-I history to record five-straight on-court 30-win seasons. Memphis hit the 30-win plateau from 2006-09.
- Calipari is one of only two coaches (Rick Pitino) to lead three different schools to a Final Four.
- Calipari started with a 54-0 record in Rupp Arena as head coach of the Wildcats.
- Calipari has 17 players that have been chosen in the NBA Draft (13 first-round) over the last four seasons.

Cal in Conference

SEC Coaches	Conference Championships	Tournament Championships	Conference Coach of the Year
Anthony Grant, Alabama	3	2	1
Mike Anderson, Arkansas	1	0	1
Tony Barbee, Auburn	1	0	1
Billy Donovan, Florida	5	3	3
Mark Fox, Georgia	4	1	3
John Calipari, Kentucky	12	11	7
Johnny Jones, LSU	1	2	0
Frank Haith, Missouri	0	1	2
Andy Kennedy, Ole Miss	0	1	0
Rick Ray, Mississippi State	0	1	1
Frank Martin, South Carolina	0	0	1
Cuonzo Martin, Tennessee	1	0	1
Billy Kennedy, Texas A&M	4	2	3
Kevin Stallings, Vanderbilt	2	3	3
TOTALS	34	26	27

Calipari vs. All Opponents

Alabama.....5-3	Dayton.....1-0	Kansas.....2-3	Murray State.....1-0	Robert Morris.....2-0	Tulane.....15-0
Arizona.....1-1	DePaul.....4-2	Kansas State.....1-0	Nevada.....1-0	Rutgers.....11-4	Tulsa.....11-1
Arizona State.....0-1	Detroit.....1-0	Keene State.....1-0	New Hampshire.....5-0	Saint Louis.....4-3	UAB.....14-3
Arkansas.....5-4	Drexel.....2-0	Kentucky.....2-4	New Mexico.....1-0	Sam Houston State.....1-0	UCF.....6-0
Arkansas-Little Rock.....3-0	Duke.....0-2	Lafayette (Pa.).....1-0	New Orleans.....1-0	Samford.....3-0	UCLA.....2-1
Arkansas-Pine Bluff.....1-0	Duquesne.....11-4	Lamar.....4-0	North Carolina.....4-2	Santa Clara.....1-0	UNC Asheville.....2-0
Arkansas State.....4-0	East Carolina.....7-0	LaSalle.....3-0	North Carolina State.....1-0	Savannah State.....1-0	UNC Greensboro.....1-0
Auburn.....5-0	East Tennessee State.....3-0	LIU-Brooklyn.....1-0	North Texas.....1-0	Seton Hall.....1-0	UNC Wilmington.....1-0
Austin Peay.....6-1	Eastern Kentucky.....1-0	Lipscomb.....1-0	Northeastern.....2-1	Siena.....4-0	USF.....9-1
Baylor.....1-2	Eastern Michigan.....2-0	Long Beach State.....1-0	Northwestern Kentucky.....1-0	SMU.....8-0	Utah.....1-1
Belmont.....2-0	Fairfield.....1-0	Louisiana-Lafayette.....2-0	Northwestern State.....2-0	South Carolina.....8-1	UTEP.....6-0
Boise State.....1-0	Florida.....9-2	Louisiana Tech.....1-1	Notre Dame.....1-1	South Connecticut.....1-0	Vanderbilt.....8-3
Boston University.....5-1	Florida State.....1-1	Louisville.....10-6	Oakland.....1-0	Southeastern Louisiana.....1-0	Vermont.....2-0
Boston College.....2-0	Florida Tech.....0-1	LSU.....5-0	Ohio State.....1-1	Southern Cal.....3-0	Villanova.....2-0
Bradley.....1-0	Fordham.....5-0	Loyola.....1-0	Oklahoma.....4-1	Southern Miss.....15-4	Virginia.....0-1
Bucknell.....1-0	Furman.....1-0	Lowell.....2-1	Oklahoma State.....0-2	Southwest Texas St.....1-0	Virginia Tech.....2-0
Buffalo.....1-0	George Mason.....1-0	Manhattan.....2-0	Old Dominion.....2-0	St. Bonaventure.....17-1	Wake Forest.....2-1
BYU.....1-0	Georgetown.....2-1	Marist.....2-0	Oral Roberts.....1-0	St. John's.....1-0	Washington.....1-0
Cal State Northridge.....1-0	George Washington.....8-9	Marshall.....6-0	Oregon State.....1-0	St. Joseph's.....15-5	Western Kentucky.....2-0
Central Conn. St.....2-0	Georgia.....5-2	Marquette.....3-1	Pennsylvania.....3-0	St. Mary's.....1-0	West Virginia.....11-7
Charlotte.....2-3	Georgia Tech.....1-1	Maryland.....5-3	Penn State.....4-4	St. Peter's.....1-0	Winthrop.....2-0
Chattanooga.....2-0	Gonzaga.....4-0	Massachusetts.....1-0	Pepperdine.....1-0	Stanford.....3-2	Wisconsin-Milwaukee.....1-0
Christian Brothers.....2-0	Hartford.....2-0	Memphis.....1-0	Pittsburgh.....2-1	Syracuse.....3-2	Wofford.....1-0
Cincinnati.....5-7	Harvard.....1-0	Miami (Fla.).....0-1	Portland.....3-0	TCU.....5-1	Xavier.....2-2
Cleveland State.....3-0	Holy Cross.....4-1	Miami (Ohio).....2-0	Princeton.....2-0	Temple.....13-11	Yale.....1-0
Coastal Carolina.....1-0	Houston.....17-3	Michigan State.....1-1	Providence.....2-1	Tennessee.....10-5	
Colorado.....1-1	Howard.....1-0	Middle Tennessee.....3-0	Purdue.....2-1	Tennessee Martin.....4-0	
Colorado State.....1-1	Illinois.....1-1	Mississippi.....8-4	Radford.....1-0	Tennessee Tech.....1-0	
Connecticut.....2-4	Indiana.....3-1	Mississippi State.....5-0	Rhode Island.....16-2	Texas.....1-2	
Coppin State.....1-0	Iowa.....0-1	Mississippi Valley St.....1-0	Rice.....4-0	Texas A&M.....2-1	
Cornell.....1-0	Iowa State.....2-0	Missouri.....2-2	Richmond.....1-0	Texas Arlington.....2-0	
Dartmouth.....1-0	Jackson State.....2-0	Morehead State.....2-0	Rider.....1-0	Towson State.....1-0	

TEAM STAT SUPERLATIVES UNDER CALIPARI

TEAM

Most Points Scored

1. 108 Marist,	11/11/11
2. 105 UT Arlington	11/19/13
3. 104 LIU Brooklyn,	11/23/12
104 Hartford,	12/29/09
5. 102 Sam HoustonSt.,	11/19/09
102 Indiana,	3/23/12

Fewest Points Allowed

1. 38 Eastern Michigan,	1/2/13
2. 40 Radford,	11/23/11
3. 44 at Georgia,	1/24/12
44 vs. Tennessee,	1/31/12
44 vs. LSU,	1/15/11
44 vs. Drexel,	12/21/09

Field goals made

1. 46 Marist,	11/11/11
2. 42 LIU Brooklyn,	11/23/12
3. 41 Hartford,	12/29/09
4. 40 Lafayette,	11/16/12
5. 38 vs Wake Forest,	3/20/10

Field goals attempted

1. 77 Arkansas,	1/23/10
2. 75 Marist,	11/11/11
3. 71 at Arkansas,	2/23/11
71 at Georgia,	1/08/11
5. 70 LSU,	1/15/11
70 at Florida,	1/12/10

Field-goal percentage (20 made)

1. .697 LIU Brooklyn,	11/23/12 (42-62)
2. .645 Lafayette,	11/16/12 (40-62)
3. .643 Providence	12/1/13 (27-42)
4. .614 South Carolina	2/5/13 (27-44)
5. .613 Marist,	11/11/11 (46-75)

3-point field goals made

1. 15 vs. Georgia,	3/1/12
15 vs East Tennessee State,	3/18/10
3. 14 Hartford,	12/29/09
4. 13 East Tennessee State,	11/12/10
5. 12 Chattanooga,	12/17/11
12 vs North Carolina,	3/27/11
12 Winthrop University,	12/22/10
12 Vanderbilt,	1/30/10

3-point field goals attempted

1. 33 Chattanooga,	12/17/11
33 vs East Tennessee State,	3/18/10
33 Arkansas,	1/23/10
4. 32 vs West Virginia,	3/27/10
5. 28 Hartford,	12/29/09
28 Vanderbilt,	3/11/12

3-point FG percentage (10 made)

1. .625 Boston,	11/30/10 (10-16)
2. .579 Lafayette	11/16/12 (11-19)
3. .556 vs. Georgia,	3/1/12 (15-27)
.556 Ole Miss,	2/18/12 (10-18)
5. .550 South Carolina,	2/19/11 (11-20)

Free throws made

1. 35 vs. Indiana,	3/23/12
2. 32 Louisville,	12/31/11
3. 30, vs. UNC Asheville	11/8/13
30 vs. Baylor,	3/25/12
5. 31 vs. Morehead State	11/21/12
31 Indiana,	12/11/10

Free throws attempted

1. 48 vs. UNC Asheville	11/8/13
2. 44 at Indiana,	12/11/10
44 vs. Baylor	3/25/12
4. 43 at North Carolina	12/14/13
43 at Louisville,	12/31/11

Free-throw percentage (10 made)

1. 1,000 Florida,	2/7/12 (11-11)
1,000 Austin Peay,	12/19/09 (18-18)
3. .946 Indiana	3/23/12 (30-44)
4. .895 Drexel,	12/21/09 (17-19)
5. .889 Tennessee,	1/31/12 (24-27)

Most rebounds

1. 59 Arkansas,	1/23/10
2. 57 Louisville ,	12/31/12
3. 56 Robert Morris,	11/17/13
4. 53 at LSU,	2/06/10
5. 52, three times	
Most recent: Eastern Michigan	11/27/13

Most assists

1. 30 Hartford,	12/29/09
2. 28 LIU Brooklyn,	11/23/12
28 vs UNC-Asheville,	11/30/09
4. 27 vs East Tennessee State,	3/18/10
5. 24 Marist,	11/11/11

Most steals

1. 15 vs. Lafayette,	11/16/12
2. 13 vs. UConn,	12/09/09
3. 12 vs. Lipscomb	12/15/12
12 vs. Portland,	11/26/11
12 vs. Cornell,	3/25/10
12 vs. Georgia,	1/09/10
12 vs UNC-Asheville,	11/30/09

Most blocked shots

1. 18 St. John's,	12/1/11
2. 14 at Georgia,	3/03/10
3. 13 at Ole Miss	1/29/13
13 Arkansas,	1/17/12
13 vs. Kansas,	11/15/11
13 Marist,	11/11/11

Fewest turnovers

1. 3 at South Carolina,	2/4/12
2. 4 vs. Portland,	11/26/11
3. 6 at Vanderbilt,	2/11/12
6 at LSU,	1/28/12,
6 vs. Florida,	3/13/11
6 vs. Indiana,	12/11/10

INDIVIDUAL STAT SUPERLATIVES UNDER CALIPARI

INDIVIDUAL

Most points

1.	35	Terrence Jones vs. Auburn	1/11/11
2.	32	Doron Lamb vs. Winthrop	12/22/10
3.	30	Brandon Knight vs. W. Virginia	3/19/11
4.	29	Julius Randle vs. Belmont	12/21/13
	29	Eric Bledsoe vs. E. Tenn. St.	03/18/10
	29	Terrence Jones vs. Oklahoma	11/22/10

Field goals made

1.	12	Terrence Jones vs. Oklahoma	11/22/10
2.	11	Doron Lamb vs. Winthrop	12/22/10
	11	Terrence Jones vs. Auburn	1/11/11
4.	10	15 tied	

Field goals attempted

1.	23	Brandon Knight at Arkansas	2/23/11
	23	Brandon Knight vs. UConn	4/02/11
3.	20	Brandon Knight vs. W. Virginia	3/19/11
4.	19	Terrence Jones vs. E. Tenn. St.	11/12/10
	19	Kyle Wiltjer at Ole Miss	1/29/13

Field-goal percentage (8 made)

1.	.917	Doron Lamb vs. Winthrop	2/22/10 (11-12)
2.	.909	Anthony Davis vs. Vanderbilt	2/25/12 (10-11)
3.	.900	Alex Poythress vs. Lafayette	11/16/12 (9-10)
	.900	DeMarcus Cousins vs. Wake Forest	3/20/10 (9-10)
	.900	Anthony Davis at South Carolina	2/4/12 (9-10)
	.900	Patrick Patterson vs. East Tennessee State	3/18/10 (9-10)

3-point field goals made

1.	8	Eric Bledsoe vs. East Tenn. St.	3/18/10
2.	7	Doron Lamb vs. Winthrop	12/22/10
	7	Kyle Wiltjer vs. Lafayette	11/16/12
	7	Kyle Wiltjer vs. Lipscomb	12/15/12
5.	6	Darius Miller vs. South Carolina	2/19/11
	6	Darnell Dodson vs. Hartford	12/29/09

3-point field goals attempted

1.	12	Kyle Wiltjer at Ole Miss	1/29/13
2.	11	Kyle Wiltjer vs. Lafayette	11/16/12
	11	Brandon Knight vs. North Carolina	3/27/11
	11	Brandon Knight vs. UConn	4/02/11
	11	James Young vs. Boise State	12/10/13
	11	James Young vs. Michigan State	11/12/13

3-point FG percentage (6 made)

1.	.889	Eric Bledsoe vs. East Tennessee State	3/18/10 (8-9)
2.	.875	Doron Lamb vs. Winthrop	12/22/10 (7-8)
3.	.778	Kyle Wiltjer vs. Lipscomb	12/15/12 (7-9)
4.	.750	Darius Miller vs. South Carolina	2/19/11 (6-8)
5.	.636	Kyle Wiltjer vs. Lafayette	11/16/12 (7-11)

Free throws made

1.	13	Julius Randle vs. Belmont	12/21/13
2.	12	Archie Goodwin at Ole Miss	1/29/13
	12	Archie Goodwin vs. Morehead State	11/21/12
	12	Anthony Davis vs. Louisville	12/31/11
5.	11	Three times	
		Most Recent: Julius Randle vs. UNC Asheville	11/8/13

Free throws attempted

1.	19	Julius Randle vs. Belmont	12/21/13
2.	17	Andrew Harrison at North Carolina	12/14/13
	17	Archie Goodwin vs. Morehead State	11/21/12
	17	DeMarcus Cousins vs. Tennessee	3/13/10
5.	16	Deandre Liggins vs. Indiana	12/11/10
	16	Terrence Jones vs. St. Johns	12/1/11

Free-throw percentage (6 made)

1.	1.000	24 tied	
		Most Recent: Andrew Harrison vs. Providence	12/1/13 (8-8)
		Most FT Made: Michael Kidd-Gilchrist vs. Indiana	3/23/12 (10-10)
		Aaron Harrison vs. RMU	11/17/13 (10-10)

Most rebounds

1.	19	Michael Kidd-Gilchrist vs. Louisville	12/31/11
2.	18	DeMarcus Cousins vs. Louisville	1/02/10
	18	DeMarcus Cousins vs. Sam Houston	11/19/09
	18	Anthony Davis vs. Chattanooga	12/17/11
	18	Patrick Patterson vs. Rider	11/21/09

Most assists

1.	16	John Wall vs. Hartford	12/29/09
2.	14	John Wall vs. UNC Asheville	11/30/09
3.	11	John Wall vs. East Tennessee State	3/18/10
	11	John Wall vs. Rider	11/21/09
5.	10	Julius Mays vs. Lafayette	11/16/12
	10	Marquis Teague vs. Florida	2/7/12


Most steals

1.	6	Nerlens Noel vs. Baylor	12/1/12
	6	John Wall vs. UNC Asheville	11/30/09
	6	John Wall vs. UConn	12/09/09
4.	5	Darius Miller at Portland	11/19/10
	5	Deandre Liggins vs. Tennessee	2/08/11
	5	John Wall vs. Mississippi State	3/14/10

Most blocked shots

1.	12	Nerlens Noel at Ole Miss	1/29/13
2.	9	Willie Cauley-Stein vs. Providence	12/1/13
	9.	Willie Cauley-Stein vs. Boise State	12/10/13
4.	8	Nerlens Noel at Alabama	1/22/13
	8	Anthony Davis vs. St. Johns	12/1/11
	8	Anthony Davis at South Carolina	2/4/12

PLAYER BIOS



Willie Cauley-Stein

So. • Forward • 7-0 • 244
 Olathe, Kan.
 Northwest
 @TrillGeta15

15

2013-14 Season: Scored a season-best 16 points and grabbed seven boards in UK's win over Belmont ... Pulled down 12 rebounds and swatted five shots on the road at North Carolina ... Tied a career best in blocks with nine as UK grabbed a win over Boise State ... Neared a triple-double with 15 points, eight rebounds and nine blocks in UK's win over Providence ... Notched 15 points and eight rebounds while tying his career high in blocks with seven in UK's win over Eastern Michigan ... Scored 11 points in 30 minutes of action vs. Cleveland State ... Recorded his first double-double of the year with 14 points and 10 rebounds against UT Arlington ... Grabbed a career-high 13 rebounds vs. Robert Morris ... Pulled down seven rebounds vs. Michigan State ... Tallied seven points to go along with 11 rebounds in UK's win over Northern Kentucky ... Swatted four shots while adding four assists and a trio of steals in the win over UNC Asheville ... Averaged 9.5 points, 5.5 rebounds and 5.0 blocks per outing in UK's two exhibition contests ... Earned preseason accolades as a second-team All-SEC selection by the media ... CBS Sports tabbed him to its preseason third team All-America squad.

Career: Named to the All-SEC Freshman team in 2012-13 ... A two-time All-SEC Freshman of the Week honoree ... Averaged 8.3 points and 6.2 rebounds in his first season in the Blue and White ... Ranked fourth in field-goal percentage, seventh in blocked shots, 12th in rebounding and 33rd in scoring in the UK freshman record books for first-year players ... Ranked the 10th best center in the country by Scout.com and ESPNU Recruiting and the sixth best by Rivals.com ... Ranked 20th overall by Scout, while ESPNU rated him at 32nd and Rivals at 39th.

Cauley-Stein's Season & Career Highs

2013-14 Season		Career
16, vs. Belmont (12/21/13)	Pts.	20, vs. Vanderbilt (2/20/13)
13, vs. Robert Morris (11/17/13)	Rebs.	13, vs. Robert Morris (11/17/13)
8, vs. Belmont (12/21/13)	FG Made	8, twice
12, vs. Eastern Michigan (11/27/13)	FG Atts.	12, vs. Eastern Michigan (11/27/13)
-	3-FG Made	-
-	3-FG Atts.	-
5, vs. Cleveland State (11/25/13)	FTs Made	4, vs. Vanderbilt (2/20/13)
7, twice	FTs Atts.	8, at Arkansas (3/2/13)
4, vs. UNC Asheville (11/8/13)	Assists	4, three times
3, vs. UNC Asheville (11/8/13)	Steals	3, four times
9, twice	Blocks	9, twice
36, vs. Providence (12/1/13)	Minutes	37, at Arkansas (3/2/13)

Cauley-Stein's Misc. Stats

Category	2013-14	Career
Dunks	20	72
Double-Figure Scoring	5	16
Double-Figure Rebounding	4	9
Double-Doubles	1	5
Games led UK in Scoring	-	1
Games led UK in Rebounding	3	12
Games led UK in Blocks	9	22
Games with 3+ Assists	1	3
Games with 3+ Blocks	8	18
Games with 3+ Steals	1	4
Games with 3+ 3-Pointers	-	-


Cauley-Stein Game-By-Game

Opponent	Min.	FG-A	Pct.	3P-A	Pct.	FT-A	Pct.	O-D-T	PF	A	TO	B	St.	Pts.
UNC-Ash.	18 Start	1-3	.333	0-0	.000	1-2	.500	4-2-6	3	4	0	4	3	3
NKU	20 Start	3-5	.600	0-0	.000	1-2	.500	5-6-11	2	0	0	0	1	7
Mich. St.	27 Start	2-4	.500	0-0	.000	1-3	.333	3-4-7	2	0	1	2	0	5
R. Morris	25	2-4	.500	0-0	.000	3-6	.500	4-9-13	2	2	2	4	1	7
UT Arlington	24	6-8	.750	0-0	.000	2-3	.667	4-6-10	4	1	0	1	2	14
Cleveland St.	30	3-6	.500	0-0	.000	5-7	.714	1-3-4	1	0	0	4	2	11
E. Michigan	25	6-12	.500	0-0	.000	3-7	.429	3-5-8	2	2	2	7	1	15
Providenc ^a	36 Start	7-8	.875	0-0	.000	1-1	1.000	3-5-8	4	1	1	9	0	15
Baylor	33 Start	4-7	.571	0-0	.000	0-2	.000	1-2-3	2	2	0	3	0	8
Boise St.	25 Start	3-3	1.000	0-0	.000	0-2	.000	4-3-7	2	0	2	9	1	6
UNC	29 Start	2-3	.667	0-0	.000	1-2	.500	5-7-12	4	1	4	5	2	5
Belmont	31 Start	8-10	.800	0-0	.000	0-0	.000	4-3-7	1	1	1	2	0	16
L'Ville														
Miss. State														
Vandy														
Arkansas														
Tennessee														
Texas A&M														
Georgia														
LSU														
Mizzou														
Ole Miss														
Miss. State														
Auburn														
Florida														
Ole Miss														
LSU														
Arkansas														
S. Carolina														
Alabama														
Florida														

Cauley-Stein's Career Stats

Year	GP-S	Min.-Avg.	FG-A	Pct.	3FG-A	Pct.	FT-A	Pct.	Reb.-Avg.	PF-D	A	TO	Blk	Stl	Pts.-Avg
2012-13	29-14	683-23.6	105-169	.621	0-0	.000	32-86	.372	179-6.2	70-2	27	48	60	24	242-8.3
2013-14	12-8	323-26.9	47-73	.644	0-0	.000	18-37	.486	96-8.0	29-0	14	13	50	13	112-9.3
TOTAL	41-22	1006-24.5	152-242	.628	0-0	.000	50-123	.407	275-6.7	99-2	41	61	110	37	354-8.6

PLAYER BIOS



EJ Floreal

Fr. • Guard • 6-3 • 195

Palo Alto, Calif.

Dunbar

@BouncyE_24

24

2013-14 Season: Scored two points on a dunk and added a steal and block in Kentucky's win over Robert Morris ... Logged a bucket and a steal in two minutes of action in UK's exhibition win over Transylvania ... Earned a spot on the team as a walk-on player.

Career: Averaged 12.9 points and 10.5 rebounds per game in one season with Paul Dunbar in Lexington ... Was a second-team All-City selection in his senior season ... Also ran track at Dunbar where he finished fourth in the 100 meters (10.98 seconds) and third in the 200 (21.37) in the Class 3-A state meet ... Previously attended high school in Palo Alto, Calif., where he earned league MVP honors and was an All-League performer ... Son of UK's track and field coach, Edrick Floreal ... Both of his parents were Olympic athletes.

Floreal's Season & Career Highs

2013-14 Season		Career
2, vs. Robert Morris (11/17/13)	Pts.	2, vs. Robert Morris (11/17/13)
1, vs. Robert Morris (11/17/13)	Rebs.	1, vs. Robert Morris (11/17/13)
1, vs. Robert Morris (11/17/13)	FG Made	1, vs. Robert Morris (11/17/13)
1, vs. Robert Morris (11/17/13)	FG Atts.	1, vs. Robert Morris (11/17/13)
-	3-FG Made	-
-	3-FG Atts.	-
-	FTs Made	-
-	FTs Atts.	-
-	Assists	-
1, vs. Robert Morris (11/17/13)	Steals	1, vs. Robert Morris (11/17/13)
1, vs. Robert Morris (11/17/13)	Blocks	1, vs. Robert Morris (11/17/13)
2, vs. Robert Morris (11/17/13)	Minutes	2, vs. Robert Morris (11/17/13)

Floreal's Misc. Stats

Category	2013-14	Career
Dunks	1	1
Double-Figure Scoring	-	-
Double-Figure Rebounding	-	-
Double-Doubles	-	-
Games led UK in Scoring	-	-
Games led UK in Rebounding	-	-
Games led UK in Assists	-	-
Games with 3+ Assists	-	-
Games with 3+ Blocks	-	-
Games with 3+ Steals	-	-
Games with 3+ 3-Pointers	-	-

Floreal Game-By-Game

Opponent	Min.	FG-A	Pct.	3P-A	Pct.	FT-A	Pct.	O-D-T	PF	A	TO	B	St.	Pts.
UNC-Ash.						DNP								
NKU						DNP								
Mich. St.						DNP								
R. Morris	2	1-1	1.000	0-0	.000	0-0	.000	0-1-1	1	0	0	1	1	2
UT Arlington						DNP								
Cleveland St.						DNP								
E. Michigan						DNP								
Providence						DNP								
Baylor						DNP								
Boise St.						DNP								
UNC						DNP								
Belmont						DNP								
L'Ville														
Miss. State														
Vandy														
Arkansas														
Tennessee														
Texas A&M														
Georgia														
LSU														
Mizzou														
Ole Miss														
Miss. State														
Auburn														
Florida														
Ole Miss														
LSU														
Arkansas														
S. Carolina														
Alabama														
Florida														

Floreal's Career Stats

Year	GP-S	Min.-Avg.	FG-A	Pct.	3FG-A	Pct.	FT-A	Pct.	Reb.-Avg.	PF-D	A	TO	Blk	Stl	Pts.-Avg
2013-14	1-0	2-2.0	1-1	1.000	0-0	.000	0-0	.000	1-1.0	1-0	0	0	1	1	2-2.0
TOTAL	1-0	2-2.0	1-1	1.000	0-0	.000	0-0	.000	1-1.0	1-0	0	0	1	1	2-2.0

PLAYER BIOS



Aaron Harrison

Fr. • Guard • 6-6 • 218

Richmond, Texas

Travis

@AaronICE2

2

2013-14 Season: Notched over 20 points for a second consecutive game with 23 points, six boards and a career-high seven assists in UK's win over Belmont ... Tallied 20 points in just 24 minutes of action on the road at North Carolina ... Scored 13 points and swiped three steals in UK's win over Boise State ... Drained three 3s, scoring 15 points, while dishing out a season-best six assists vs. Baylor ... Tabbed SEC Freshman of the Week after averaging 18.5 points, five rebounds and three assists in wins over Eastern Michigan and Providence ... Scored 22 points and pulled down seven rebounds in Kentucky's win over Eastern Michigan ... Tallied 11 points in UK's win over Cleveland State ... Notched a career-high 28 points, including shooting a perfect 10-for-10 from the free throw line, in Kentucky's win over Robert Morris ... Scored 16 points in Kentucky's win over Northern Kentucky ... Posted 10 points and four steals in UK's win over UNC Asheville ... One of four UK freshmen named to the Wayman Tisdale Preseason watch list for the National Freshman of the Year award ... Averaged 9.0 points, 4.0 rebounds and 4.5 assists in two exhibition contests ... Had seven assists and no turnovers in the win over Montevallo.

Career: Averaged 23.1 points, 5.2 rebounds and 2.5 assists in helping lead Travis to a state title in his senior season ... He averaged 18.1 points, 4.7 rebounds, 2.7 assists and 2.6 steals, leading his team to a 36-4 record and 5A State Championship game in 2011-12 ... His twin brother, Andrew, is also a member of the Wildcats' roster ... The oldest of the Harrison twins by a minute, Aaron was ranked the No. 1 shooting guard in the country by all three recruiting services, while Rivals and Scout both ranked him the fourth overall prospect in the country ... ESPN Recruiting ranked him fifth.

Harrison's Season & Career Highs

2013-14 Season		Career
28, vs. Robert Morris (11/17/13)	Pts.	28, vs. Robert Morris (11/17/13)
7, vs. Eastern Michigan (11/27/13)	Rebs.	7, vs. Eastern Michigan (11/27/13)
8, vs. North Carolina (12/14/13)	FG Made	8, vs. North Carolina (12/14/13)
16, vs. Belmont (12/21/13)	FG Atts.	16, vs. Belmont (12/21/13)
4, vs. Robert Morris (11/17/13)	3-FG Made	4, vs. Robert Morris (11/17/13)
7, twice	3-FG Atts.	7, twice
10, vs. Robert Morris (11/17/13)	FTs Made	10, vs. Robert Morris (11/17/13)
11, twice	FTs Atts.	11, twice
7, vs. Belmont (12/21/13)	Assists	7, vs. Belmont (12/21/13)
4, vs. UNC Asheville (11/8/13)	Steals	4, vs. UNC Asheville (11/8/13)
1, five times	Blocks	1, five times
38, twice	Minutes	38, twice

Harrison's Misc. Stats

Category	2013-14	Career
Dunks	1	1
Double-Figure Scoring	10	10
Double-Figure Rebounding	-	-
Double-Doubles	-	-
Games led UK in Scoring	3	3
Games led UK in Rebounding	-	-
Games led UK in Assists	4	4
Games with 3+ Assists	4	4
Games with 3+ Blocks	-	-
Games with 3+ Steals	1	1
Games with 3+ 3-Pointers	3	3

Harrison Game-By-Game

Opponent	Min.	FG-A	Pct.	3P-A	Pct.	FT-A	Pct.	O-D-T	PF	A	TO	B	St.	Pts.	
UNC-Ash.	32	Start	3-8	.375	1-3	.333	3-6	.500	0-5-5	2	0	2	1	4	10
NKU	23	Start	6-10	.600	1-5	.200	3-4	.750	1-0-1	3	1	0	1	1	16
Mich. St.	18	Start	1-7	.143	0-5	.000	1-2	.500	0-1-1	2	2	2	1	0	3
R. Morris	27	Start	7-12	.583	4-7	.571	10-10	1.000	1-3-4	1	3	2	1	2	28
UTA	29	Start	2-11	.182	0-5	.000	1-2	.500	0-2-2	1	2	3	0	0	5
Cleveland St.	30	Start	3-8	.375	1-3	.333	4-6	.667	1-0-1	3	0	0	0	0	11
E. Michigan	37	Start	5-12	.417	3-7	.429	9-11	.818	0-7-7	3	2	0	0	0	22
Providence	38	Start	7-9	.778	1-2	.500	0-1	.000	1-2-3	3	4	2	0	0	15
Baylor	35	Start	4-9	.444	3-5	.600	4-4	1.000	0-2-2	4	6	3	0	0	15
Boise St.	38	Start	6-12	.500	0-4	.000	1-1	1.000	0-4-4	0	1	3	0	3	13
UNC	24	Start	8-12	.667	1-1	1.000	3-3	1.000	2-1-3	2	0	1	0	2	20
Belmont	27	Start	7-16	.438	1-5	.200	8-11	.727	1-5-6	3	7	1	1	1	23
L'Ville															
Miss. State															
Vandy															
Arkansas															
Tennessee															
Texas A&M															
Georgia															
LSU															
Mizzou															
Ole Miss															
Miss. State															
Auburn															
Florida															
Ole Miss															
LSU															
Arkansas															
S. Carolina															
Alabama															
Florida															

Harrison's Career Stats

Year	GP-S	Min.-Avg.	FG-A	Pct.	3FG-A	Pct.	FT-A	Pct.	Reb.-Avg.	PF-D	A	TO	Blk	Stl	Pts.-Avg
2013-14	12-12	360-30.0	59-126	.468	16-52	.308	47-61	.770	39-3.3	27-0	28	19	5	13	181-15.1
TOTAL	12-12	360-30.0	59-126	.468	16-52	.308	47-61	.770	39-3.3	27-0	28	19	5	13	181-15.1

PLAYER BIOS



Andrew Harrison

Fr. • Guard • 6-6 • 215

Richmond, Texas

Travis

@DrewRoc5

5

2013-14 Season: Had a career outing on the road at UNC, notching season bests in points and assists, scoring 17 points and dishing out seven assists ... Tallied 13 point on 4-of-7 shooting from the field in Kentucky's win over Boise State ... Scored seven points and dished out six assists in UK's loss to Baylor ... Went 8-for-8 from the charity stripe vs. Providence ... Secorded 12 points and five assists in UK's win over Cleveland State ... Notched 15 points, while dishing out six assists in a win over UT Arlington ... Scored eight and pulled down eight rebounds in a win over Robert Morris ... Posted 11 points in 38 minutes of action against Michigan State ... Scored 13 points in UK's win over Northern Kentucky ... Tallied eight points and dished out a team-high five assists in a win over UNC Asheville ... One of four UK freshmen to earn recognition on the preseason watch list for the Wayman Tisdale Award ... Was tabbed to the Bob Cousy Award watch list ... Selected by the media as a preseason All-SEC second team honoree ... Sat out UK's two exhibition contests with a bone bruise in his right knee.

Career: Logged 15.8 points, 7.0 rebounds and 7.0 assists as a senior at Travis where he directed the squad to a state title in 2013 ... As a junior he averaged 12.5 points, 6.0 assists, 4.9 rebounds and 2.1 steals, while also helping guide his team to an appearance in the 5A State Championship game and a 36-4 record in 2011-12 ... Ranked as the top point guard in the country by all three recruiting services and the third-best prospect in the country by ESPNU Recruiting ... Scout and Rivals both ranked him as the fifth-best prospect.

Harrison's Season & Career Highs

2013-14 Season		Career
17, vs. North Carolina (12/14/13)	Pts.	17, vs. North Carolina (12/14/13)
8, vs. Robert Morris (11/17/13)	Rebs.	8, vs. Robert Morris (11/17/13)
4, three times	FG Made	4, three times
11, vs. North Carolina (12/14/13)	FG Atts.	11, vs. North Carolina (12/14/13)
2, three times	3-FG Made	2, three times
4, four times	3-FG Atts.	4, four times
10, vs. North Carolina (12/14/13)	FTs Made	10, vs. North Carolina (12/14/13)
17, vs. North Carolina (12/14/13)	FTs Atts.	17, vs. North Carolina (12/14/13)
7, vs. North Carolina (12/14/13)	Assists	7, vs. North Carolina (12/14/13)
1, three times	Steals	1, three times
1, twice	Blocks	1, twice
38, vs. Michigan State (11/12/13)	Minutes	38, vs. Michigan State (11/12/13)

Harrison's Misc. Stats

Category	2013-14	Career
Dunks	-	-
Double-Figure Scoring	6	6
Double-Figure Rebounding	-	-
Double-Doubles	-	-
Games led UK in Scoring	-	-
Games led UK in Rebounding	-	-
Games led UK in Assists	7	7
Games with 3+ Assists	7	7
Games with 3+ Blocks	-	-
Games with 3+ Steals	-	-
Games with 3+ 3-Pointers	-	-

Harrison Game-By-Game

Opponent	Min.	FG-A	Pct.	3P-A	Pct.	FT-A	Pct.	O-D-T	PF	A	TO	B	St.	Pts.
UNC-Ash.	29 Start	1-3	.333	0-1	.000	6-9	.667	0-0-0	3	5	1	0	0	8
NKU	26 Start	4-7	.571	2-3	.667	3-3	1.000	0-2-2	2	2	1	0	0	13
Mich. St.	38 Start	3-6	.500	1-1	1.000	4-4	1.000	0-1-1	4	3	4	0	0	11
R. Morris	29 Start	2-4	.500	2-4	.500	2-4	.500	0-8-8	3	2	2	0	1	8
UTA	29 Start	3-7	.429	2-2	1.000	7-8	.875	2-1-3	3	6	2	0	1	15
Cleveland St.	21 Start	4-9	.444	0-4	.000	4-5	.800	0-0-0	5	5	1	0	0	12
E. Michigan	26 Start	2-6	.333	0-1	.000	4-5	.800	0-0-0	4	3	5	1	0	8
Providence	22 Start	0-2	.000	0-0	.000	8-8	1.000	0-2-2	4	1	3	0	0	8
Baylor	35 Start	2-9	.222	1-4	.250	2-4	.500	1-0-1	4	6	1	1	0	7
Boise St.	31 Start	4-7	.571	0-1	.000	5-7	.714	0-3-3	3	2	3	0	0	13
UNC	37 Start	3-11	.273	1-4	.250	10-17	.588	2-4-6	4	7	4	0	1	17
Belmont	20 Start	2-5	.400	0-2	.000	3-4	.750	0-2-2	4	0	2	0	0	7
L'Ville														
Miss. State														
Vandy														
Arkansas														
Tennessee														
Texas A&M														
Georgia														
LSU														
Mizzou														
Ole Miss														
Miss. State														
Auburn														
Florida														
Ole Miss														
LSU														
Arkansas														
S. Carolina														
Alabama														
Florida														

Harrison's Career Stats

Year	GP-S	Min.-Avg.	FG-A	Pct.	3FG-A	Pct.	FT-A	Pct.	Reb.-Avg.	PF-D	A	TO	Blk	Stl	Pts.-Avg
2013-14	12-12	343-28.6	30-76	.395	9-27	.333	58-78	.744	28-2.3	43-1	42	29	2	3	127-10.6
TOTAL	12-12	343-28.6	30-76	.395	9-27	.333	58-78	.744	28-2.3	43-1	42	29	2	3	127-10.6

PLAYER BIOS



Dominique Hawkins

Fr. • Guard • 6-0 • 193

Richmond, Ky.

Madison Central

@Dhawk_25

25

2013-14 Season: Pulled down four rebounds and dished out three assists in a 93-80 UK win over Belmont ... Tallied five points in 17 minutes vs. Providence ... Drained a 3 in Kentucky's win over UT Arlington ... Notched four points and handed out three assists in 18 minutes vs. Robert Morris ... Dished out an assist and grabbed a rebound in six minutes of action vs. Northern Kentucky ... Saw four minutes of action and registered a rebound in the win over UNC Asheville ... Had a made free throw, one rebound and one assist in five minutes of action in a win over Montevallo ... Played 12 minutes in UK's win over Transylvania ... Is the 17th Wildcat in program history to have earned Kentucky Mr. Basketball honors as a high school player.

Career: Averaged 20.4 points and 5.3 rebounds per game as a senior ... Was named the 2013 Kentucky Mr. Basketball ... Also hauled in state Gatorade Player of the Year honors ... Directed Madison Central to the state championship and captured most valuable player honors after averaging 20.4 points, 5.6 rebounds, 2.9 assists and 1.8 steals per game throughout the Kentucky Boys Sweet Sixteen ... Rated as the No. 44 point guard by 247 Sports ... Rivals and Scout ranked him as a three-star player.

Hawkins' Season & Career Highs

2013-14 Season		Career
5, vs. Providence (12/1/13)	Pts.	5, vs. Providence (12/1/13)
4, vs. Belmont (12/21/13)	Rebs.	4, vs. Belmont (12/21/13)
2, twice	FG Made	2, twice
4, vs. Robert Morris (11/17/13)	FG Atts.	4, vs. Robert Morris (11/17/13)
1, twice	3-FG Made	1, twice
2, vs. Belmont (12/21/13)	3-FG Atts.	2, vs. Belmont (12/21/13)
1, twice	FTs Made	1, twice
2, three times	FTs Atts.	2, three times
3, twice	Assists	3, twice
1, four times	Steals	1, four times
1, vs. Robert Morris (11/17/13)	Blocks	1, vs. Robert Morris (11/17/13)
22, vs. Belmont (12/21/13)	Minutes	22, vs. Belmont (12/21/13)

Hawkins' Misc. Stats

Category	2013-14	Career
Dunks	-	-
Double-Figure Scoring	-	-
Double-Figure Rebounding	-	-
Double-Doubles	-	-
Games led UK in Scoring	-	-
Games led UK in Rebounding	-	-
Games led UK in Assists	2	2
Games with 3+ Assists	2	2
Games with 3+ Blocks	-	-
Games with 3+ Steals	-	-
Games with 3+ 3-Pointers	-	-

Hawkins Game-By-Game

Opponent	Min.	FG-A	Pct.	3P-A	Pct.	FT-A	Pct.	O-D-T	PF	A	TO	B	St.	Pts.
UNC-Ash.	4	0-0	.000	0-0	.000	0-0	.000	0-1-1	0	0	0	0	0	0
NKU	6	0-1	.000	0-1	.000	0-0	.000	0-1-1	0	1	0	0	0	0
Mich. St.	6	0-0	.000	0-1	.000	0-0	.000	0-0-0	1	0	0	0	0	0
R. Morris	18	2-4	.500	0-1	.000	0-0	.000	1-0-1	1	3	0	1	1	4
UT Arlington	13	1-3	.333	1-1	1.000	0-1	.000	0-1-1	2	0	0	0	1	3
Cleveland St.	14	0-1	.000	0-1	.000	1-2	.500	0-1-1	3	0	1	0	0	1
E. Michigan	10	0-1	.000	0-1	.000	1-2	.500	0-1-1	1	0	1	0	0	1
Providence	17	2-2	1.000	1-1	1.000	0-0	.000	0-1-1	1	1	0	0	1	5
Baylor	7	1-2	.500	0-1	.000	0-0	.000	0-1-1	0	0	0	0	0	2
Boise St.	18	0-2	.000	0-1	.000	0-0	.000	0-0-0	3	2	1	0	0	0
UNC	18	0-1	.000	0-0	.000	0-2	.000	0-1-1	2	0	1	0	0	0
Belmont	22	1-3	.333	0-2	.000	0-0	.000	2-2-4	1	3	1	0	1	2
L'Ville														
Miss. State														
Vandy														
Arkansas														
Tennessee														
Texas A&M														
Georgia														
LSU														
Mizzou														
Ole Miss														
Miss. State														
Auburn														
Florida														
Ole Miss														
LSU														
Arkansas														
S. Carolina														
Alabama														
Florida														

Hawkins' Career Stats

Year	GP-S	Min.-Avg.	FG-A	Pct.	3FG-A	Pct.	FT-A	Pct.	Reb.-Avg.	PF-D	A	TO	Blk	Stl	Pts.-Avg
2013-14	12-0	153-12.8	7-20	.350	2-10	.200	2-7	.286	13-1.1	15-0	10	5	1	4	18-1.5
TOTAL	12-0	153-12.8	7-20	.350	2-10	.200	2-7	.286	13-1.1	15-0	10	5	1	4	18-1.5

PLAYER BIOS



Jon Hood

Sr. • Guard • 6-7 • 215

Madisonville, Ky.

North Hopkins

@jonnylightning4

4

2013-14 Season: Drained a pair of free throws after swiping a steal vs. UT Arlington ... Nailed a 3-pointer and two free throws to score five points in UK's win over Northern Kentucky ... Logged a steal and an assist in six minutes of action vs. UNC Asheville ... Had four points and a blocked shot in 11 minutes of a win over Montevallo ... Logged two points and an assist in the victory over Transylvania.

Career: Graduated in May 2013 ... Only remaining player from Coach Calipari's original roster ... Has played in more than 70 contests ... Averaging a little more than five minutes a game ... Former Kentucky Mr. Basketball.

Hood's Season & Career Highs

2013-14 Season		Career
5, vs. Northern Kentucky (11/10/13)	Pts.	7, vs. Coppin State (12/28/10)
1, vs. Northern Kentucky (11/10/13)	Rebs.	4, twice
1, vs. Northern Kentucky (11/10/13)	FG Made	2, five times
2, vs. Northern Kentucky (11/10/13)	FG Atts.	7, vs. Coppin State (12/28/10)
1, vs. Northern Kentucky (11/10/13)	3-FG Made	2, vs. Samford (12/4/12)
2, vs. Northern Kentucky (11/10/13)	3-FG Atts.	4, vs. Coppin State (12/28/10)
2, twice	FTs Made	2, seven times
2, twice	FTs Atts.	4, vs. Portland (11/19/10)
1, three times	Assists	3, vs. LSU (1/15/11)
1, twice	Steals	2, twice
-	Blocks	1, three times
6, twice	Minutes	20, vs. LSU (1/15/11)

Hood's Misc. Stats

Category	2013-14	Career
Dunks	-	2
Double-Figure Scoring	-	-
Double-Figure Rebounding	-	-
Double-Doubles	-	-
Games led UK in Scoring	-	-
Games led UK in Rebounding	-	-
Games led UK in Assists	-	-
Games with 3+ Assists	-	1
Games with 3+ Blocks	-	-
Games with 3+ Steals	-	-
Games with 3+ 3-Pointers	-	-

Hood Game-By-Game

Opponent	Min.	FG-A	Pct.	3P-A	Pct.	FT-A	Pct.	O-D-T	PF	A	TO	B	St.	Pts.
UNC-Ash.	6	0-1	.000	0-1	.000	0-0	.000	0-0-0	0	1	0	0	1	0
NKU	6	1-2	.500	1-2	.500	2-2	1.000	0-1-1	2	1	2	0	0	5
Mich. St.								DNP						
R. Morris	4	0-1	.000	0-0	.000	0-0	.000	0-0-0	0	1	0	0	0	0
UT Arlington	2	0-0	.000	0-0	.000	2-2	1.000	0-0-0	0	0	0	0	1	2
Cleveland St.								DNP						
E. Michigan								DNP						
Providence								DNP						
Baylor								DNP						
Boise St.								DNP						
UNC								DNP						
Belmont								DNP						
L'Ville														
Miss. State														
Vandy														
Arkansas														
Tennessee														
Texas A&M														
Georgia														
LSU														
Mizzou														
Ole Miss														
Miss. State														
Auburn														
Florida														
Ole Miss														
LSU														
Arkansas														
S. Carolina														
Alabama														
Florida														

Hood's Career Stats

Year	GP-S	Min.-Avg.	FG-A	Pct.	3FG-A	Pct.	FT-A	Pct.	Reb.-Avg.	PF-D	A	TO	Bk	Stl	Pts.-Avg
2009-10	17-0	74-4.4	6-19	.316	4-11	.364	4-4	1.000	12-0.7	6-0	6	4	0	1	20-1.2
2010-11	33-0	158-4.8	9-37	.243	3-19	.158	5-9	.556	22-0.7	11-0	4	2	2	3	26-0.8
2012-13	23-0	146-6.3	13-26	.500	6-15	.400	2-2	1.000	28-1.2	13-0	2	3	1	7	34-1.5
2013-14	4-0	18-4.5	1-4	.250	1-3	.333	4-4	1.000	1-0.3	2-0	3	2	0	2	7-1.8
TOTAL	77-0	396-5.1	29-86	.337	14-48	.292	15-19	.789	63-0.8	32-0	15	11	3	13	87-1.1

PLAYER BIOS



Dakari Johnson

Fr. • Center • 7-0 • 265

Brooklyn, N.Y.

Montverde Acad.

@dslowmotion22

44

2013-14 Season: Notched 10 points and seven rebounds in UK's win over Eastern Michigan ... Posted eight points and eight rebounds in Kentucky's win over UT Arlington ... Recorded eight points in Kentucky's win over Robert Morris ... Grabbed five rebounds vs. Michigan State ... Tallied seven points and four rebounds in 17 minutes of action vs. Northern Kentucky ... Scored five points in his debut as a Wildcat vs. UNC Asheville ... Selected by the media as a preseason All-SEC second team honoree ... Posted nine points and five rebounds in 15 minutes of action against Montevallo ... Totaled nine points and nine boards with a steal in 19 minutes of a win over Transylvania.

Career: Averaged 17.0 points, 11.0 rebounds and 4.3 blocks per game in his only season at Montverde Academy ... Johnson led his high school squad to a national championship at the National High School Invitational where he claimed MVP honors after logging 18 points and eight rebounds ... In addition to his high school accolades, Johnson suited up for Team USA Basketball's U17 squad in the summer of 2012 where he averaged 20 points and five boards a game for the world champions ... Johnson was rated as the No. 11 overall player by ESPN and the top player at his position ... Rivals ranked him as the No. 9 overall player and Scout listed him at No. 18.

Johnson's Season & Career Highs

2013-14 Season		Career
10, vs. Eastern Michigan (11/27/13)	Pts.	10, vs. Eastern Michigan (11/27/13)
8, vs. UT Arlington (11/19/13)	Rebs.	8, vs. UT Arlington (11/19/13)
4, twice	FG Made	4, twice
7, vs. UT Arlington (11/19/13)	FG Atts.	7, vs. UT Arlington (11/19/13)
-	3-FG Made	-
-	3-FG Atts.	-
4, vs. Robert Morris (11/17/13)	FTs Made	4, vs. Robert Morris (11/17/13)
5, twice	FTs Atts.	5, twice
1, vs. Northern Kentucky (11/10/13)	Assists	1, vs. Northern Kentucky (11/10/13)
-	Steals	-
1, twice	Blocks	1, twice
17, vs. Northern Kentucky (11/10/13)	Minutes	17, vs. Northern Kentucky (11/10/13)

Johnson's Misc. Stats

Category	2013-14	Career
Dunks	2	2
Double-Figure Scoring	1	1
Double-Figure Rebounding	-	-
Double-Doubles	-	-
Games led UK in Scoring	-	-
Games led UK in Rebounding	-	-
Games led UK in Blocks	-	-
Games with 3+ Assists	-	-
Games with 3+ Blocks	-	-
Games with 3+ Steals	-	-
Games with 3+ 3-Pointers	-	-

Johnson Game-By-Game

Opponent	Min.	FG-A	Pct.	3P-A	Pct.	FT-A	Pct.	O-D-T	PF	A	TO	B	St.	Pts.
UNC-Ash.	9	2-5	.400	0-0	.000	1-2	.500	0-1-1	4	0	0	0	0	5
NKU	17	2-4	.500	0-0	.000	3-5	.600	1-3-4	0	1	1	1	0	7
Mich. St.	14	1-2	.500	0-0	.000	0-3	.000	2-3-5	4	0	0	0	0	2
R. Morris	13	2-3	.667	0-0	.000	4-5	.800	2-1-3	3	0	1	0	0	8
UT Arlington	13	4-7	.571	0-0	.000	0-2	.000	4-4-8	1	0	1	1	0	8
Cleveland St.	7	0-0	.000	0-0	.000	0-0	.000	1-1-2	1	0	0	0	0	0
E. Michigan	10	4-5	.800	0-0	.000	2-4	.500	4-3-7	2	0	0	0	0	10
Providence	4	0-1	.000	0-0	.000	1-2	.500	1-2-3	2	0	1	0	0	1
Baylor	4	0-1	.000	0-0	.000	0-0	.000	1-0-1	0	0	0	0	0	0
Boise St.	11	0-0	.000	0-0	.000	0-0	.000	0-1-1	1	0	0	0	0	0
UNC	7	1-4	.250	0-0	.000	0-0	.000	2-1-3	3	0	1	0	0	2
Belmont							DNP							
L'Ville														
Miss. State														
Vandy														
Arkansas														
Tennessee														
Texas A&M														
Georgia														
LSU														
Mizzou														
Ole Miss														
Miss. State														
Auburn														
Florida														
Ole Miss														
LSU														
Arkansas														
S. Carolina														
Alabama														
Florida														

Johnson's Career Stats

Year	GP-S	Min.-Avg.	FG-A	Pct.	3FG-A	Pct.	FT-A	Pct.	Reb.-Avg.	PF-D	A	TO	Blk	Stl	Pts.-Avg
2013-14	11-0	109-9.9	16-32	.500	0-0	.000	11-23	.478	38-3.5	21-0	1	5	2	0	43-3.9
TOTAL	11-0	109-9.9	16-32	.500	0-0	.000	11-23	.478	38-3.5	21-0	1	5	2	0	43-3.9

PLAYER BIOS



Tod Lanter

Jr. • Guard • 6-2 • 190

Lexington, Ky.

Gulf Coast St. CC

@tod_lanterIII

21

2013-14 Season: Notched a pair of rebounds in a minute of a win over Transylvania.

Career: Saw action in six games during his first season in the Blue and White ... Hauled in two rebounds in nine minutes of total action ... Walk-on player and son of former UK player, Bo Lanter ... Played the 2010-11 season at Gulf Coast State CC, averaging 2.6 points and 1.2 rebounds ... Scored a career-high 16 points in his first collegiate game and shot 41.8 percent.

Lanter's Season & Career Highs

2013-14 Season		Career
-	Pts.	-
-	Rebs.	2, vs. Mississippi State (2/27/13)
-	FG Made	-
-	FG Atts.	1, three times
-	3-FG Made	-
-	3-FG Atts.	1, twice
-	FTs Made	-
-	FTs Atts.	-
-	Assists	-
-	Steals	-
-	Blocks	-
-	Minutes	3, vs. Mississippi State (2/27/13)

Lanter's Misc. Stats

Category	2013-14	Career
Dunks	-	-
Double-Figure Scoring	-	-
Double-Figure Rebounding	-	-
Double-Doubles	-	-
Games led UK in Scoring	-	-
Games led UK in Rebounding	-	-
Games led UK in Assists	-	-
Games with 3+ Assists	-	-
Games with 3+ Blocks	-	-
Games with 3+ Steals	-	-
Games with 3+ 3-Pointers	-	-

Lanter Game-By-Game

Opponent	Min.	FG-A	Pct.	3P-A	Pct.	FT-A	Pct.	O-D-T	PF	A	TO	B	St.	Pts.
UNC-Ash.						DNP								
NKU						DNP								
Mich. St.						DNP								
R. Morris						DNP								
UT Arlington						DNP								
Cleveland St.						DNP								
E. Michigan						DNP								
Providence						DNP								
Baylor						DNP								
Boise St.						DNP								
UNC						DNP								
Belmont						DNP								
L'Ville														
Miss. State														
Vandy														
Arkansas														
Tennessee														
Texas A&M														
Georgia														
LSU														
Mizzou														
Ole Miss														
Miss. State														
Auburn														
Florida														
Ole Miss														
LSU														
Arkansas														
S. Carolina														
Alabama														
Florida														

Lanter's Career Stats

Year	GP-S	Min.-Avg.	FG-A	Pct.	3FG-A	Pct.	FT-A	Pct.	Reb.-Avg.	PF-D	A	TO	Blk	Stl	Pts.-Avg
2012-13	6-0	9-1.5	0-3	.000	0-2	.000	0-0	.000	2-0.3	1-0	0	2	0	0	0-0.0
2013-14															
TOTAL	6-0	9-1.5	0-3	.000	0-2	.000	0-0	.000	2-0.3	1-0	0	2	0	0	0-0.0

PLAYER BIOS



Marcus Lee

Fr. • Forward • 6-9 • 215

Antioch, Calif.

Deer Valley

@SuperKingMe



2013-14 Season: Tallied 10 points and three blocks in UK's win over UT Arlington ... Made his first career start against Robert Morris ... Pulled down six rebounds in UK's win over Northern Kentucky ... Ranked second on the team with 17 points in collegiate debut vs. UNC Asheville ... Scored three points and added a pair of rebounds in a win over Transylvania ... Sunk a pair of free throws and added two rebounds in three minutes of action in a win over Montevallo.

Career: Notched 17.7 points, 19.5 rebounds and 6.7 blocks per game in his senior season at Deer Valley ... Also an exceptional volleyball player who helped lead his team to a sectional title as a senior ... Averaged 13.9 points, 13.1 rebounds, 9.1 blocks and 1.3 steals as a junior ... In his first AAU competition he registered a triple-double that was highlighted by 11 blocked shots ... Ranked as the No. 17 overall player and the No. 5 power forward in his class by Rivals ... ESPN Recruiting had him rated as the No. 30 overall prospect and the ninth-best power forward ... Scout had him tabbed as the No. 40 overall player and the No. 3 center.

Lee's Season & Career Highs

2013-14 Season		Career
17, vs. UNC Asheville (11/8/13)	Pts.	17, vs. UNC Asheville (11/8/13)
6, vs. Northern Kentucky (11/10/13)	Rebs.	6, vs. Northern Kentucky (11/10/13)
7, vs. UNC Asheville (11/8/13)	FG Made	7, vs. UNC Asheville (11/8/13)
8, vs. UNC Asheville (11/8/13)	FG Atts.	8, vs. UNC Asheville (11/8/13)
-	3-FG Made	-
-	3-FG Atts.	-
3, vs. UNC Asheville (11/8/13)	FTs Made	3, vs. UNC Asheville (11/8/13)
7, vs. UNC Asheville (11/8/13)	FTs Atts.	7, vs. UNC Asheville (11/8/13)
1, vs. Robert Morris (11/17/13)	Assists	1, vs. Robert Morris (11/17/13)
-	Steals	-
3, vs. UT Arlington (11/19/13)	Blocks	3, vs. UT Arlington (11/19/13)
15, vs. UNC Asheville (11/8/13)	Minutes	15, vs. UNC Asheville (11/8/13)

Lee's Misc. Stats

Category	2013-14	Career
Dunks	5	5
Double-Figure Scoring	2	2
Double-Figure Rebounding	-	-
Double-Doubles	-	-
Games led UK in Scoring	-	-
Games led UK in Rebounding	-	-
Games led UK in Blocks	1	1
Games with 3+ Assists	-	-
Games with 3+ Blocks	1	1
Games with 3+ Steals	-	-
Games with 3+ 3-Pointers	-	-

Lee Game-By-Game

Opponent	Min.	FG-A	Pct.	3P-A	Pct.	FT-A	Pct.	O-D-T	PF	A	TO	B	St.	Pts.
UNC-Ash.	15	7-8	.875	0-0	.000	3-7	.429	1-0-1	1	0	0	0	0	17
NKU	14	1-2	.500	0-0	.000	1-2	.500	3-3-6	0	0	1	2	0	3
Mich. St.	1	0-0	.000	0-0	.000	0-0	.000	0-1-1	0	0	0	0	0	0
R. Morris	10 Start	1-1	1.000	0-0	.000	0-0	.000	2-1-3	2	1	0	2	0	2
UTA	12 Start	4-5	.800	0-0	.000	2-2	1.000	2-0-2	2	0	0	3	0	10
Cleveland St.	4 Start	1-2	.500	0-0	.000	0-0	.000	0-1-1	1	0	0	1	0	2
E. Michigan	8 Start	1-3	.333	0-0	.000	0-0	.000	1-2-3	0	0	0	1	0	2
Providence	0	0-0	.000	0-0	.000	0-0	.000	0-0-0	0	0	0	0	0	0
Baylor	4	0-0	.000	0-0	.000	0-1	.000	0-2-2	2	0	0	0	0	0
Boise St.								DNP						
UNC								DNP						
Belmont	10	0-0	.000	0-0	.000	0-0	.000	1-1-2	0	0	1	0	0	0
L'Ville														
Miss. State														
Vandy														
Arkansas														
Tennessee														
Texas A&M														
Georgia														
LSU														
Mizzou														
Ole Miss														
Miss. State														
Auburn														
Florida														
Ole Miss														
LSU														
Arkansas														
S. Carolina														
Alabama														
Florida														

Lee's Career Stats

Year	GP-S	Min.-Avg.	FG-A	Pct.	3FG-A	Pct.	FT-A	Pct.	Reb.-Avg.	PF-D	A	TO	Blk	Stl	Pts.-Avg
2013-14	10-4	78-7.8	15-22	.682	0-0	.000	6-12	.500	21-2.1	8-0	1	2	9	0	36-3.6
TOTAL	10-4	78-7.8	15-22	.682	0-0	.000	6-12	.500	21-2.1	8-0	1	2	9	0	36-3.6

PLAYER BIOS



Brian Long

Jr. • Guard • 5-9 • 155

Dumont, N.J.

River Dell

@brianlong32

32

2013-14 Season: Saw a minute of action in a win over Transylvania.

Career: Has seen action in 15 career games in the Blue and White ... A member of UK's 2012 National Championship team ... Averaged 9.6 pts. and 5.0 assists per game in senior season at River Dell High School ... Named First Team All-Conference Big North ... Honorable Mention All-County (Bergen County) ... Helped lead team to state playoffs ... Father, Brian, played basketball at Creighton ... Has two brothers, Keith and Travis, who played basketball at UNLV and Memphis respectively.

Long's Season & Career Highs

2013-14 Season		Career
-	Pts.	2, vs. Penn State (11/19/11)
-	Rebs.	1, twice
-	FG Made	-
-	FG Atts.	2, vs. Mississippi State (2/27/13)
-	3-FG Made	-
-	3-FG Atts.	1, vs. Lafayette (11/16/12)
-	FTs Made	2, vs. Penn State (11/19/11)
-	FTs Atts.	4, vs. Penn State (11/19/11)
-	Assists	-
-	Steals	1, vs. Mississippi State (2/27/13)
-	Blocks	-
-	Minutes	4, vs. Penn State (11/19/11)

Long's Misc. Stats

Category	2013-14	Career
Dunks	-	-
Double-Figure Scoring	-	-
Double-Figure Rebounding	-	-
Double-Doubles	-	-
Games led UK in Scoring	-	-
Games led UK in Rebounding	-	-
Games led UK in Assists	-	-
Games with 3+ Assists	-	-
Games with 3+ Blocks	-	-
Games with 3+ Steals	-	-
Games with 3+ 3-Pointers	-	-

Long Game-By-Game

Opponent	Min.	FG-A	Pct.	3P-A	Pct.	FT-A	Pct.	O-D-T	PF	A	TO	B	St.	Pts.
UNC-Ash.						DNP								
NKU						DNP								
Mich. St.						DNP								
R. Morris						DNP								
UT Arlington						DNP								
Cleveland St.						DNP								
E. Michigan						DNP								
Providence						DNP								
Baylor						DNP								
Boise St.						DNP								
UNC						DNP								
Belmont						DNP								
L'Ville														
Miss. State														
Vandy														
Arkansas														
Tennessee														
Texas A&M														
Georgia														
LSU														
Mizzou														
Ole Miss														
Miss. State														
Auburn														
Florida														
Ole Miss														
LSU														
Arkansas														
S. Carolina														
Alabama														
Florida														

Long's Career Stats

Year	GP-S	Min.-Avg.	FG-A	Pct.	3FG-A	Pct.	FT-A	Pct.	Reb.-Avg.	PF-D	A	TO	Blk	Stl	Pts.-Avg
2011-12	12-0	17-1.4	0-1	.000	0-0	.000	2-4	.500	2-0.2	0-0	0	0	0	0	2-0.2
2012-13	3-0	6-2.0	0-3	.000	0-1	.000	0-0	.000	0-0.0	0-0	0	0	0	1	0-0.0
2013-14															
TOTAL	15-0	23-1.5	0-4	.000	0-1	.000	2-4	.500	2-0.1	0-0	0	0	0	1	2-0.1

PLAYER BIOS



Sam Malone

Jr. • Guard • 5-11 • 185

Scituate, Mass.

Scituate

@SamMaloneuk13

13

2013-14 Season: Scored on a drive in one minute of action in the win over Transylvania.

Career: Played in nine games thus far in his career in the Blue and White ... A member of the 2012 National Championship team ... Scored six points in six games, connecting on .500 of his shots in his first season ... Played in three outings as a sophomore, scoring a bucket and pulling down three rebounds ... One of six UK players to have won a high school state title ... Averaged 14.0 pts, 9.0 assists and 4.0 steals as a senior at Scituate HS ... Named a 2011 League All-Star ... Helped lead The Tilton School (N.H.) to a 2009 National Prep title ... 2008 state finalist with Scituate High School.

Malone's Season & Career Highs

2013-14 Season		Career
-	Pts.	4, vs. Marist (11/11/11)
-	Rebs.	2, twice
-	FG Made	2, vs. Marist (11/11/11)
-	FG Atts.	2, twice
-	3-FG Made	-
-	3-FG Atts.	-
-	FTs Made	-
-	FTs Atts.	-
-	Assists	1, vs. St. John's (12/1/11)
-	Steals	-
-	Blocks	-
-	Minutes	4, vs. Penn State (11/19/11)

Malone's Misc. Stats

Category	2013-14	Career
Dunks	-	-
Double-Figure Scoring	-	-
Double-Figure Rebounding	-	-
Double-Doubles	-	-
Games led UK in Scoring	-	-
Games led UK in Rebounding	-	-
Games led UK in Assists	-	-
Games with 3+ Assists	-	-
Games with 3+ Blocks	-	-
Games with 3+ Steals	-	-
Games with 3+ 3-Pointers	-	-

Malone Game-By-Game

Opponent	Min.	FG-A	Pct.	3P-A	Pct.	FT-A	Pct.	O-D-T	PF	A	TO	B	St.	Pts.
UNC-Ash.						DNP								
NKU						DNP								
Mich. St.						DNP								
R. Morris						DNP								
UT Arlington						DNP								
Cleveland St.						DNP								
E. Michigan						DNP								
Providence						DNP								
Baylor						DNP								
Boise St.						DNP								
UNC						DNP								
Belmont						DNP								
L'Ville														
Miss. State														
Vandy														
Arkansas														
Tennessee														
Texas A&M														
Georgia														
LSU														
Mizzou														
Ole Miss														
Miss. State														
Auburn														
Florida														
Ole Miss														
LSU														
Arkansas														
S. Carolina														
Alabama														
Florida														

Malone's Career Stats

Year	GP-S	Min.-Avg.	FG-A	Pct.	3FG-A	Pct.	FT-A	Pct.	Reb.-Avg.	PF-D	A	TO	Blk	Stl	Pts.-Avg
2011-12	6-0	13-2.2	3-6	.500	0-0	.000	0-0	.000	2-0.3	0-0	1	4	0	0	6-1.0
2012-13	3-0	6-2.0	0-0	.000	0-0	.000	0-0	.000	3-1.0	0-0	0	2	0	0	0-0.0
2013-14															
TOTAL	9-0	19-2.1	3-6	.500	0-0	.000	0-0	.000	5-0.6	0-0	1	6	0	0	6-0.7

PLAYER BIOS



Jarrod Polson

Sr. • Guard • 6-2 • 182

Nicholasville, Ky.

West Jessamine

@jpolson05

3

2013-14 Season: Nailed a 3-pointer and passed out an assist in a season-high 21 minutes during UK's win over Belmont ... Dished out an assist in consecutive UK wins over Robert Morris and UT Arlington ... Averaged 6.5 points, two rebounds and an assist in UK's two exhibition contests ... Posted eight points while connecting on a pair of 3-pointers in a start against Montevallo.

Career: Graduated in May 2013 in just three years ... Played in 33 games and made one start in his junior campaign ... Averaged 3.1 points, 1.7 rebounds and 1.1 assists per outing ... A member of the 2012 National Championship team ... Averaged 18.2 points, 6.4 assists and 4.9 rebounds as a senior at West Jessamine High School, leading the squad to the second round of the Sweet 16 state tournament ... Scored 40 of the team's 60 points in the regional semifinals and 31 of the squad's 51 points in the regional finals to help West Jessamine advance to the Sweet 16 state tournament ... Finished his career as the school's all-time leading scorer with 1,884 points.

Polson's Season & Career Highs

2013-14 Season		Career
3, vs. Belmont (12/21/13)	Pts.	11, at Tennessee (2/16/13)
-	Rebs.	4, three times
1, vs. Belmont (12/21/13)	FG Made	4, three times
2, vs. Belmont (12/21/13)	FG Atts.	5, four times
1, vs. Belmont (12/21/13)	3-FG Made	1, five times
1, vs. Belmont (12/21/13)	3-FG Atts.	3, vs. Eastern Michigan (1/2/13)
-	FTs Made	4, twice
-	FTs Atts.	4, three times
1, three times	Assists	4, vs. Samford (12/4/12)
-	Steals	2, twice
-	Blocks	1, twice
21, vs. Belmont (12/21/13)	Minutes	31, at Robert Morris (3/19/13)

Polson's Misc. Stats

Category	2013-14	Career
Dunks	-	-
Double-Figure Scoring	-	3
Double-Figure Rebounding	-	-
Double-Doubles	-	-
Games led UK in Scoring	-	-
Games led UK in Rebounding	-	-
Games led UK in Assists	-	4
Games with 3+ Assists	-	5
Games with 3+ Blocks	-	-
Games with 3+ Steals	-	-
Games with 3+ 3-Pointers	-	-


Polson Game-By-Game

Opponent	Min.	FG-A	Pct.	3P-A	Pct.	FT-A	Pct.	O-D-T	PF	A	TO	B	St.	Pts.
UNC-Ash.	7	0-0	.000	0-0	.000	0-0	.000	0-0-0	0	0	0	0	0	0
NKU	6	0-0	.000	0-0	.000	0-0	.000	0-0-0	2	0	1	0	0	0
Mich. St.								DNP						
R. Morris	4	0-0	.000	0-0	.000	0-0	.000	0-0-0	1	1	0	0	0	0
UT Arlington	3	0-0	.000	0-0	.000	0-0	.000	0-0-0	0	1	0	0	0	0
Cleveland St.								DNP						
E. Michigan	2	0-0	.000	0-0	.000	0-0	.000	0-0-0	0	0	0	0	0	0
Providence								DNP						
Baylor								DNP						
Boise St.	1	0-0	.000	0-0	.000	0-0	.000	0-0-0	0	0	0	0	0	0
UNC	2	0-0	.000	0-0	.000	0-0	.000	0-0-0	1	0	0	0	0	0
Belmont	21	1-2	.500	1-1	1.000	0-0	.000	0-0-0	0	1	0	0	0	3
L'Ville														
Miss. State														
Vandy														
Arkansas														
Tennessee														
Texas A&M														
Georgia														
LSU														
Mizzou														
Ole Miss														
Miss. State														
Auburn														
Florida														
Ole Miss														
LSU														
Arkansas														
S. Carolina														
Alabama														
Florida														

Polson's Career Stats

Year	GP-S	Min.-Avg.	FG-A	Pct.	3FG-A	Pct.	FT-A	Pct.	Reb.-Avg.	PF-D	A	TO	Blk	Stl	Pts.-Avg
2010-11	17-0	31-1.8	1-7	.143	0-1	.000	4-4	1.000	2-0.1	2-0	0	3	0	0	6-0.4
2011-12	11-0	31-2.8	0-2	.000	0-1	.000	1-4	.250	4-0.4	4-0	1	5	0	2	1-0.1
2012-13	33-1	457-13.8	36-68	.529	6-21	.286	23-32	.719	55-1.7	47-0	35	25	2	10	101-3.1
2013-14	8-0	46-5.8	1-2	.500	1-1	1.000	0-0	.000	0-0.0	4-0	3	1	0	0	3-0.4
TOTAL	69-1	565-8.2	38-79	.481	7-24	.292	28-40	.700	61-0.9	57-0	39	34	2	12	111-1.6

PLAYER BIOS



Alex Poythress

So. • Forward • 6-8 • 239

Clarksville, Tenn.

Northeast

@AlextheGreat22

22

2013-14 Season: Pulled down eight rebounds on the road at North Carolina ... Grabbed six rebounds in UK's win over Eastern Michigan ... Tallied seven points and seven rebounds to help UK overcome Cleveland State ... Passed out a career-high three assists in a win over Robert Morris ... In 27 minutes of action vs. Michigan State, scored seven points and pulled down 12 rebounds ... Recorded nine points and seven rebounds in a win over Northern Kentucky ... Registered a double-double effort with 10 points and a career-high 13 rebounds in season-opening victory over UNC Asheville ... Notched a pair of rebounds in a minute of a win over Transylvania.

Career: Started in 31 of 33 games played as a freshman ... Averaged 11.2 points and 6.0 rebounds per game ... An All-SEC Freshman team selection ... He finished his first season ranked ninth in rebounding, 10th in made free throws and field goal percentage and 17th in scoring in the history of the program for freshmen ... Named Tennessee's Mr. Basketball and was also named Gatorade State Player of the Year out of Northeast HS ... Seventh overall player and the No. 3 small forward by Scout.com ... Rated eighth overall and No. 2 at his position by Rivals.com ... ESPNU recruiting ranked him 13th overall and No. 3 at his position.

Poythress' Season & Career Highs

2013-14 Season		Career
10, vs. UNC Asheville (11/8/13)	Pts.	22, twice
13, vs. UNC Asheville (11/8/13)	Rebs.	13, vs. UNC Asheville (11/8/13)
5, vs. UNC Asheville (11/8/13)	FG Made	9, three times
9, vs. UNC Asheville (11/8/13)	FG Atts.	12, twice
1, four times	3-FG Made	2, vs. Samford (12/4/12)
2, three times	3-FG Atts.	3, vs. Samford (12/4/12)
3, vs. Michigan State (11/12/13)	FTs Made	8, twice
4, vs. Michigan State (11/12/13)	FTs Atts.	10, twice
3, vs. Robert Morris (11/17/13)	Assists	3, twice
1, three times	Steals	1, nine times
3, vs. Michigan State (11/12/13)	Blocks	3, vs. Michigan State (11/12/13)
24, vs. North Carolina (12/14/13)	Minutes	24, vs. North Carolina (12/14/13)

Poythress' Misc. Stats

Category	2013-14	Career
Dunks	5	38
Double-Figure Scoring	1	17
Double-Figure Rebounding	2	4
Double-Doubles	1	2
Games led UK in Scoring	-	4
Games led UK in Rebounding	-	5
Games led UK in Assists	1	4
Games with 3+ Assists	-	1
Games with 3+ Blocks	1	1
Games with 3+ Steals	-	-
Games with 3+ 3-Pointers	-	-

Poythress Game-By-Game

Opponent	Min.	FG-A	Pct.	3P-A	Pct.	FT-A	Pct.	O-D-T	PF	A	TO	B	St.	Pts.
UNC-Ash.	21	5-9	.556	0-1	.000	0-1	.000	6-7-13	2	0	0	0	0	10
NKU	20	4-7	.571	1-2	.500	0-0	.000	1-6-7	1	2	0	0	1	9
Mich. St.	27	2-6	.333	0-2	.000	3-4	.750	7-5-12	2	0	1	3	0	7
R. Morris	12	1-5	.200	0-1	.000	0-2	.000	2-2-4	2	3	2	0	1	2
UT Arlington	15	0-2	.000	0-0	.000	0-2	.000	1-3-4	2	1	0	1	0	0
Cleveland St.	15	2-6	.333	1-2	.500	2-2	1.000	3-4-7	1	0	1	1	0	7
E. Michigan	23	1-1	1.000	0-0	.000	1-2	.500	2-4-6	1	0	2	0	1	3
Providence	15	2-3	.667	1-1	1.000	0-0	.000	0-1-1	1	0	2	2	0	5
Baylor	6	0-1	.000	0-0	.000	0-2	.000	1-1-2	3	0	1	0	0	0
Boise St.	17	0-1	.000	0-0	.000	0-0	.000	2-1-3	2	1	0	0	0	0
UNC	24	2-4	.500	0-1	.000	2-3	.667	5-3-8	5	0	1	1	0	6
Belmont	18	3-6	.500	1-1	1.000	0-0	.000	1-4-5	1	1	0	0	0	7
L'Ville														
Miss. State														
Vandy														
Arkansas														
Tennessee														
Texas A&M														
Georgia														
LSU														
Mizzou														
Ole Miss														
Miss. State														
Auburn														
Florida														
Ole Miss														
LSU														
Arkansas														
S. Carolina														
Alabama														
Florida														

Poythress' Career Stats

Year	GP-S	Min.-Avg.	FG-A	Pct.	3FG-A	Pct.	FT-A	Pct.	Reb.-Avg.	PF-D	A	TO	Blk	Stl	Pts.-Avg
2012-13	33-31	852-25.8	133-229	.581	14-33	.424	91-132	.689	199-6.0	88-6	22	66	14	9	371-11.2
2013-14	12-0	213-17.8	22-51	.431	4-11	.364	8-18	.444	72-6.0	23-1	8	10	8	3	56-4.7
TOTAL	45-31	1065-23.7	155-280	.554	18-44	.409	99-150	.660	271-6.0	111-7	30	76	22	12	427-9.5

PLAYER BIOS



Julius Randle

Fr. • Forward • 6-9 • 250

Dallas, Texas

Prestonwood Christian

@J30_RANDLE

30

2013-14 Season: Scored 29 points, with 13 free throws, and grabbed 10 boards in UK's win over Belmont ... Recorded his eighth double-double of the year with 17 points and 11 boards in UK's win over Boise State ... Notched 16 points, eight rebounds and four assists vs. Baylor ... Scored 14 points and grabbed 10 rebounds in UK's win over Eastern Michigan ... Recorded a double-double with 15 points and 15 rebounds in UK's win over Cleveland State ... Tallied 22 points, 10 rebounds, four assists and two blocks in a win over UT Arlington for a fifth consecutive double-double ... Notched a fourth consecutive double-double to open the season with a 10-point, 15-rebound performance while adding a pair of blocks against Robert Morris ... Went for 27 points, including 23 in the second half, and 13 rebounds vs. Michigan State, his third consecutive 20-point, 10-rebound game ... Tallied a second consecutive double-double with 22 points and 14 rebounds vs. Northern Kentucky ... Posted a double-double effort in his debut with 23 points and 16 rebounds vs. UNC Asheville, while making 11 free throws ... Among watch list candidates for the Oscar Robertson Trophy and the Wayman Tisdale Award ... Media preseason selection for SEC Player of the Year ... A preseason All-America candidate for NBC and CBS ... Earned preseason All-SEC honors by the media ... Averaged 18.5 points and 11.5 rebounds in UK's two exhibition contests.

Career: Averaged 32.5 points and 22.5 rebounds per game as a senior en route to claiming the state title ... Won state titles at Prestonwood Christian Academy during his freshman, junior and senior seasons ... Was the nation's consensus top power forward and was ranked the No. 2 overall player by Rivals, the No. 3 overall player by ESPN and the No. 5 overall player by Scout ... Earned co-MVP honors of the Jordan

Randle's Season & Career Highs

2013-14 Season		Career
29, vs. Belmont (12/21/13)	Pts.	29, vs. Belmont (12/21/13)
16, vs. UNC Asheville (11/8/13)	Rebs.	16, vs. UNC Asheville (11/8/13)
9, vs. Michigan State (11/12/13)	FG Made	9, vs. Michigan State (11/12/13)
14, vs. Michigan State (11/12/13)	FG Atts.	14, vs. Michigan State (11/12/13)
-	3-FG Made	-
1, five times	3-FG Atts.	1, five times
13, vs. Belmont (12/21/13)	FTs Made	13, vs. Belmont (12/21/13)
19, vs. Belmont (12/21/13)	FTs Atts.	19, vs. Belmont (12/21/13)
4, three times	Assists	4, three times
1, vs. Providence (12/1/13)	Steals	1, vs. Providence (12/1/13)
2, twice	Blocks	2, twice
38, twice	Minutes	38, twice

Randle's Misc. Stats

Category	2013-14	Career
Dunks	14	14
Double-Figure Scoring	12	12
Double-Figure Rebounding	9	9
Double-Doubles	9	9
Games led UK in Scoring	6	6
Games led UK in Assists	2	2
Games led UK in Rebounding	11	11
Games led UK in Blocks	-	-
Games with 3+ Assists	3	3
Games with 3+ Blocks	-	-
Games with 3+ Steals	-	-
Games with 3+ 3-Pointers	-	-

Randle Game-By-Game

Opponent	Min.	FG-A	Pct.	3P-A	Pct.	FT-A	Pct.	O-D-T	PF	A	TO	B	St.	Pts.
UNC-Ash.	26 Start	6-12	.500	0-0	.000	11-13	.846	6-10-16	3	1	2	0	0	23
NKU	29 Start	6-7	.857	0-1	.000	10-14	.714	5-9-14	2	3	2	1	0	22
Mich. St.	35 Start	9-14	.643	0-1	.000	9-15	.600	4-9-13	4	1	8	0	0	27
R. Morris	28 Start	5-9	.556	0-0	.000	0-1	.000	5-10-15	1	2	3	2	0	10
UTA	29 Start	7-12	.583	0-1	.000	8-10	.800	5-5-10	3	4	2	2	0	22
Cleveland St.	38 Start	3-10	.300	0-0	.000	9-11	.818	7-8-15	1	2	5	0	0	15
E. Michigan	22 Start	5-10	.500	0-1	.000	4-4	1.000	6-4-10	2	0	5	0	0	14
Providence	34 Start	4-10	.400	0-0	.000	4-7	.571	0-8-8	3	4	2	0	1	12
Baylor	38 Start	5-10	.500	0-0	.000	6-8	.750	3-5-8	1	4	2	1	0	16
Boise St.	28 Start	7-11	.636	0-0	.000	3-4	.750	3-8-11	1	1	4	1	0	17
UNC	29 Start	3-9	.333	0-0	.000	5-6	.833	0-5-5	4	0	4	1	0	11
Belmont	28 Start	8-10	.800	0-1	.000	13-19	.684	2-8-10	5	0	1	1	0	29
L'Ville														
Miss. State														
Vandy														
Arkansas														
Tennessee														
Texas A&M														
Georgia														
LSU														
Mizzou														
Ole Miss														
Miss. State														
Auburn														
Florida														
Ole Miss														
LSU														
Arkansas														
S. Carolina														
Alabama														
Florida														

Randle's Career Stats

Year	GP-S	Min.-Avg.	FG-A	Pct.	3FG-A	Pct.	FT-A	Pct.	Reb.-Avg.	PF-D	A	TO	Blk	Stl	Pts.-Avg
2013-14	12-12	364-30.3	68-125	.544	0-5	.000	82-112	.732	135-11.3	30-1	22	40	9	1	218-18.2
TOTAL	12-12	364-30.3	68-125	.544	0-5	.000	82-112	.732	135-11.3	30-1	22	40	9	1	218-18.2

PLAYER BIOS



Derek Willis

Fr. • Forward • 6-9 • 205

Mt. Washington, Ky.

Bullitt East

@derek_willis33

35

2013-14 Season: Tallied six points, draining four free throws, in Kentucky's win over Robert Morris ... Knocked down a three and three free throws in UK's win over Northern Kentucky ... Scored two points off free throws in collegiate debut vs. UNC Asheville ... Averaged 4.0 points and 2.0 rebounds in two UK exhibition victories ... Totaled six points in 10 minutes of a win over Transylvania ... Scored two points and added four rebounds in the win over Montevallo.

Career: Scored 17.4 points and hauled in 9.4 rebounds per game as a senior ... Averaged 18.0 points and 9.3 rebounds while leading his team to the Sweet 16 in Rupp Arena as a junior ... Won two 6th Regional titles ... The first player to commit to the 2013-14 class ... Rivals tabbed Willis as the No. 25 power forward, while Scout ranked him at No. 27 ... ESPN Recruiting rated him at No. 37 at his position ... Appeared in the Derby Classic and the Kentucky-Indiana All-Stars games.

Willis' Season & Career Highs

2013-14 Season		Career
6, twice	Pts.	6, twice
2, vs. Northern Kentucky (11/1/13)	Rebs.	2, vs. Northern Kentucky (11/1/13)
1, twice	FG Made	1, twice
2, twice	FG Atts.	2, twice
1, vs. Northern Kentucky (11/1/13)	3-FG Made	1, vs. Northern Kentucky (11/1/13)
2, vs. Northern Kentucky (11/1/13)	3-FG Atts.	2, vs. Northern Kentucky (11/1/13)
4, vs. Robert Morris (11/17/13)	FTs Made	4, vs. Robert Morris (11/17/13)
6, vs. UNC Asheville (11/8/13)	FTs Atts.	6, vs. UNC Asheville (11/8/13)
-	Assists	-
-	Steals	-
-	Blocks	-
6, vs. Northern Kentucky (11/1/13)	Minutes	6, vs. Northern Kentucky (11/1/13)

Willis' Misc. Stats

Category	2013-14	Career
Dunks	1	1
Double-Figure Scoring	-	-
Double-Figure Rebounding	-	-
Double-Doubles	-	-
Games led UK in Scoring	-	-
Games led UK in Rebounding	-	-
Games led UK in Blocks	-	-
Games with 3+ Assists	-	-
Games with 3+ Blocks	-	-
Games with 3+ Steals	-	-
Games with 3+ 3-Pointers	-	-

Willis Game-By-Game

Opponent	Min.	FG-A	Pct.	3P-A	Pct.	FT-A	Pct.	O-D-T	PF	A	TO	B	St.	Pts.
UNC-Ash.	4	0-0	.000	0-0	.000	2-2	1.000	0-0-0	0	0	1	0	0	2
NKU	6	1-2	.500	1-2	.500	3-6	.500	0-2-2	0	0	2	0	0	6
Mich. St.								DNP						
R. Morris	4	1-2	.500	0-0	.000	4-4	1.000	0-1-1	0	0	0	0	0	6
UT Arlington	2	0-0	.000	0-0	.000	0-0	.000	0-0-0	0	0	0	0	0	0
Cleveland St.								DNP						
E. Michigan								DNP						
Providence	1	0-0	.000	0-0	.000	0-0	.000	0-0-0	0	0	0	0	0	0
Baylor								DNP						
Boise St.								DNP						
UNC	1	0-0	.000	0-0	.000	0-0	.000	0-0-0	0	0	0	0	0	0
Belmont	3	0-0	.000	0-0	.000	0-0	.000	0-1-1	0	0	0	0	0	0
L'Ville														
Miss. State														
Vandy														
Arkansas														
Tennessee														
Texas A&M														
Georgia														
LSU														
Mizzou														
Ole Miss														
Miss. State														
Auburn														
Florida														
Ole Miss														
LSU														
Arkansas														
S. Carolina														
Alabama														
Florida														

Willis' Career Stats

Year	GP-S	Min.-Avg.	FG-A	Pct.	3FG-A	Pct.	FT-A	Pct.	Reb.-Avg.	PF-D	A	TO	Blk	Stl	Pts.-Avg
2013-14	7-0	21-3.0	2-4	.500	1-2	.500	9-12	.750	4-0.6	0-0	0	3	0	0	14-2.0
TOTAL	7-0	21-3.0	2-4	.500	1-2	.500	9-12	.750	4-0.6	0-0	0	3	0	0	14-2.0

PLAYER BIOS



James Young

Fr. • G/F • 6-6 • 215

Rochester Hills, Mich.

Rochester

@James63Young

1

2013-14 Season: Notched 16 points, shooting 8-of-10 from the charity stripe on the road at UNC ... Scored 21 points and pulled down a career best nine rebounds in UK's win over Boise State ... Tallied 14 points, going 4-for-7 from beyond the arc vs. Baylor ... Led the Wildcats in scoring with 18 points, including nailing three 3s in a win over Providence ... Posted six points, six rebounds and four assists in UK's win over Eastern Michigan ... Scored nine points and grabbed five rebounds in UK's win over Cleveland State ... Led UK with a career-high 26 points, including nailing five 3s in Kentucky's win over UT Arlington ... Scored 10 points in Kentucky's win over Robert Morris ... Drained three 3s en route to scoring 19 points against Michigan State ... Posted 11 points and added four rebounds in a win over UNC Asheville ... Among watch list candidates for the Wayman Tisdale Award ... Earned preseason NBC honorable mention All-America honors ... Averaged 12.5 points, 5.0 rebounds and 3.5 assists in UK's two exhibition wins ... Posted 16 points and five rebounds in the win over Montevallo ... Had three steals and five assists in the win over Transylvania.

Career: Averaged 27.2 points, 16.0 rebounds and 5.7 assists as a senior at Rochester ... As a junior at Troy High School, he averaged 25.1 points, 10.5 rebounds, 4.5 assists and 2.5 steals, earning first-team All-State honors from the Associated Press, Detroit News and Detroit Free Press ... Ranked as the No. 6 prospect in his class by ESPNU Recruiting and No. 10 by both Rivals and Scout ... ESPNU and Rivals ranked him as the second-best shooting guard in the country, while Scout ranked him as the third-best small forward in the nation.

Young's Season & Career Highs

2013-14 Season		Career
26, vs. UT Arlington (11/19/13)	Pts.	26, vs. UT Arlington (11/19/13)
9, vs. Boise State (12/10/13)	Rebs.	9, vs. Boise State (12/10/13)
8, vs. UT Arlington (11/19/13)	FG Made	8, vs. UT Arlington (11/19/13)
16, vs. Michigan State (11/12/13)	FG Atts.	16, vs. Michigan State (11/12/13)
5, vs. UT Arlington (11/19/13)	3-FG Made	5, vs. UT Arlington (11/19/13)
11, twice	3-FG Atts.	11, twice
8, vs. North Carolina (12/14/13)	FTs Made	8, vs. North Carolina (12/14/13)
10, vs. North Carolina (12/14/13)	FTs Atts.	10, vs. North Carolina (12/14/13)
4, vs. Eastern Michigan (11/27/13)	Assists	4, vs. Eastern Michigan (11/27/13)
2, three times	Steals	2, three times
1, twice	Blocks	1, twice
39, vs. Cleveland State (11/25/13)	Minutes	39, vs. Cleveland State (11/25/13)

Young's Misc. Stats

Category	2013-14	Career
Dunks	5	5
Double-Figure Scoring	8	8
Double-Figure Rebounding	-	-
Double-Doubles	-	-
Games led UK in Scoring	3	3
Games led UK in Rebounding	-	-
Games led UK in Blocks	-	-
Games with 3+ Assists	3	3
Games with 3+ Blocks	-	-
Games with 3+ Steals	-	-
Games with 3+ 3-Pointers	5	5

Young Game-By-Game

Opponent	Min.	FG-A	Pct.	3P-A	Pct.	FT-A	Pct.	O-D-T	PF	A	TO	B	St.	Pts.
UNC-Ash.	29 Start	3-10	.300	2-5	.400	3-6	.500	2-2-4	2	1	1	1	0	11
NKU	27 Start	2-8	.250	1-6	.167	0-0	.000	0-1-1	0	1	2	0	0	5
Mich. St.	34 Start	7-16	.438	3-11	.273	2-5	.400	2-2-4	0	2	1	0	1	19
R. Morris	24 Start	4-11	.364	1-6	.167	1-2	.500	0-3-3	2	2	3	0	2	10
UTA	29 Start	8-14	.571	5-10	.500	5-7	.714	1-1-2	3	3	0	0	2	26
Cleveland St.	39 Start	3-11	.273	1-4	.250	2-2	1.000	2-3-5	1	3	3	1	0	9
E. Michigan	37 Start	1-8	.125	0-6	.000	4-5	.800	1-5-6	2	4	5	0	1	6
Providence	33 Start	5-7	.714	3-4	.750	5-6	.833	0-3-3	4	1	2	0	1	18
Baylor	38 Start	5-11	.455	4-7	.571	0-2	.000	0-2-2	0	1	2	0	0	14
Boise St.	31 Start	7-15	.467	4-11	.364	3-4	.750	1-8-9	0	0	5	0	0	21
UNC	29 Start	3-10	.300	2-6	.333	8-10	.800	1-4-5	5	1	1	0	2	16
Belmont	20 Start	2-5	.400	0-2	.000	2-2	1.000	1-0-1	2	1	0	0	0	6
L'Ville														
Miss. State														
Vandy														
Arkansas														
Tennessee														
Texas A&M														
Georgia														
LSU														
Mizzou														
Ole Miss														
Miss. State														
Auburn														
Florida														
Ole Miss														
LSU														
Arkansas														
S. Carolina														
Alabama														
Florida														

Young's Career Stats

Year	GP-S	Min.-Avg.	FG-A	Pct.	3FG-A	Pct.	FT-A	Pct.	Reb.-Avg.	PF-D	A	TO	Blk	Stl	Pts.-Avg
2013-14	12-12	370-30.8	50-126	.397	26-78	.333	35-51	.686	45-3.8	21-1	20	25	2	9	161-13.4
TOTAL	12-12	370-30.8	50-126	.397	26-78	.333	35-51	.686	45-3.8	21-1	20	25	2	9	161-13.4

Eric Bledsoe • Phoenix Suns

- 18th overall pick by the Oklahoma City Thunder in 2010
- Averaged 11.3 points, 3.1 rebounds and 2.9 assists as a freshman at UK in 2009-10
- In his first season with the Suns after playing three seasons with the Los Angeles Clippers



Bledsoe's Season Stats

G	GS	MP	FG	FGA	FG%	3P	3PA	3P%	2P	2PA	2P%	FT	FTA	FT%	ORB	DRB	TRB	AST	STL	BLK	TOV	PF	PTS
21	19	719	138	279	.495	27	75	.360	111	204	.544	94	117	.803	10	85	95	132	32	6	71	51	397

Keith Bogans • Boston Celtics

- Drafted 43rd in the 2003 NBA Draft by the Milwaukee Bucks
- Averaged 14.2 points and 4.1 rebounds in 135 games at UK from 1999-03
- In his 10th season in the NBA



Bogans' Season Stats

G	GS	MP	FG	FGA	FG%	3P	3PA	3P%	2P	2PA	2P%	FT	FTA	FT%	ORB	DRB	TRB	AST	STL	BLK	TOV	PF	PTS
4	0	28	0	2	.000	0	2	.000	0	0		0	0		0	1	1	0	1	0	1	1	0

DeMarcus Cousins • Sacramento Kings

- Fifth overall pick by the Sacramento Kings in the 2010 NBA Draft
- Averaged 15.1 points and 9.9 rebounds during the 2009-10 season as a Wildcat
- Leading all centers in scoring, averaging 22.4 points



Cousins' Season Stats

G	GS	MP	FG	FGA	FG%	3P	3PA	3P%	2P	2PA	2P%	FT	FTA	FT%	ORB	DRB	TRB	AST	STL	BLK	TOV	PF	PTS
26	26	814	214	432	.495	0	4	.000	214	428	.500	158	221	.715	75	207	282	81	46	28	92	105	586

Anthony Davis • New Orleans Pelicans

- First overall pick by the New Orleans Hornets in the 2012 draft
- Led UK to its eighth national championship in 2011-12
- Averaged 14.2 points, 10.4 rebounds and 4.7 blocks as a Wildcat



Davis' Season Stats

G	GS	MP	FG	FGA	FG%	3P	3PA	3P%	2P	2PA	2P%	FT	FTA	FT%	ORB	DRB	TRB	AST	STL	BLK	TOV	PF	PTS
19	18	649	136	271	.502	0	0		136	271	.502	95	116	.819	73	122	195	27	30	60	28	58	367

Archie Goodwin • Phoenix Suns

- Selected 29th overall in the 2013 NBA Draft by the Thunder, before being traded to the Suns
- Named to the 2012-13 All-SEC Freshman Team
- Averaged 14.1 points and 4.6 rebounds while at UK



Goodwin's Season Stats

G	GS	MP	FG	FGA	FG%	3P	3PA	3P%	2P	2PA	2P%	FT	FTA	FT%	ORB	DRB	TRB	AST	STL	BLK	TOV	PF	PTS
26	0	283	39	94	.415	3	25	.120	36	69	.522	12	19	.632	8	37	45	9	11	8	25	20	93

Josh Harrellson • Detroit Pistons

- Drafted 45th overall in the 2011 NBA Draft by the New Orleans Hornets
- Tallied 7.6 points and 8.7 rebounds a game as a senior in 2010-11 at UK
- In his third year in the league, has played with the Knicks, Heat and Pistons



Harrellson's Season Stats

G	GS	MP	FG	FGA	FG%	3P	3PA	3P%	2P	2PA	2P%	FT	FTA	FT%	ORB	DRB	TRB	AST	STL	BLK	TOV	PF	PTS
21	0	194	27	55	.491	8	20	.400	19	35	.543	2	2	1.000	21	24	45	10	4	10	6	25	64

CATS IN THE NBA

Chuck Hayes • Toronto Raptors

- Signed as an undrafted free agent in 2005 with the Houston Rockets
- SEC Defensive Player of the Year and two time All-SEC member during his career at UK
- Notched 1,211 points and 910 rebounds as a Wildcats from 2001-05



Hayes' Season Stats

G	GS	MP	FG	FGA	FG%	3P	3PA	3P%	2P	2PA	2P%	FT	FTA	FT%	ORB	DRB	TRB	AST	STL	BLK	TOV	PF	PTS
18	1	183	14	33	.424	0	0		14	33	.424	5	7	.714	20	27	47	6	11	2	7	19	33

Terrence Jones • Houston Rockets

- Selected 18th overall in the 2012 NBA Draft by the Houston Rockets
- Named SEC Freshman of the Year in 2010-11
- Took the Wildcats to two Final Fours in his two years at UK



Jones' Season Stats

G	GS	MP	FG	FGA	FG%	3P	3PA	3P%	2P	2PA	2P%	FT	FTA	FT%	ORB	DRB	TRB	AST	STL	BLK	TOV	PF	PTS
27	22	682	108	221	.489	16	48	.333	92	173	.532	35	58	.603	46	130	176	31	14	34	25	52	267

Enes Kanter • Utah Jazz

- Drafted third overall in the 2011 NBA Draft by the Utah Jazz
- In his third year with the Jazz



Kanter's Season Stats

G	GS	MP	FG	FGA	FG%	3P	3PA	3P%	2P	2PA	2P%	FT	FTA	FT%	ORB	DRB	TRB	AST	STL	BLK	TOV	PF	PTS
30	18	796	142	306	.464	0	0		142	306	.464	45	60	.750	70	106	176	24	10	22	56	93	329

Michael Kidd-Gilchrist • Charlotte Bobcats

- No. 2 overall pick in the 2012 NBA Draft by the Charlotte Bobcats
- Named to the 2012 All-NCAA Final Four Team during UK's national championship run
- Averaged 11.9 points and 7.4 rebounds during his time in Lexington



Kidd-Gilchrist's Season Stats

G	GS	MP	FG	FGA	FG%	3P	3PA	3P%	2P	2PA	2P%	FT	FTA	FT%	ORB	DRB	TRB	AST	STL	BLK	TOV	PF	PTS
18	18	481	62	124	.500	0	5	.000	62	119	.521	40	60	.667	29	66	95	13	10	13	31	50	164

Brandon Knight • Milwaukee Bucks

- Eighth overall pick in the 2011 NBA Draft by the Detroit Pistons
- Spent 2011-13 with the Detroit Pistons, before being traded to the Milwaukee Bucks
- Led UK in scoring in 2010-11, averaging 17.3 points per game



Knight's Season Stats

G	GS	MP	FG	FGA	FG%	3P	3PA	3P%	2P	2PA	2P%	FT	FTA	FT%	ORB	DRB	TRB	AST	STL	BLK	TOV	PF	PTS
20	17	569	97	251	.386	26	76	.342	71	175	.406	58	67	.866	10	75	85	90	15	3	54	38	278

Doron Lamb • Orlando Magic

- Selected as the No. 42 pick in the 2012 NBA Draft by the Milwaukee Bucks
- Scored 1,018 points in his two seasons at UK, including shooting .475 from beyond the arc
- Played 23 games with the Bucks in 2012-13 before being traded to the Magic



Lamb's Season Stats

G	GS	MP	FG	FGA	FG%	3P	3PA	3P%	2P	2PA	2P%	FT	FTA	FT%	ORB	DRB	TRB	AST	STL	BLK	TOV	PF	PTS
11	0	85	5	17	.294	3	13	.231	2	4	.500	2	3	.667	0	2	2	7	0	0	4	4	15

CATS IN THE NBA

Jodie Meeks • Los Angeles Lakers

- Drafted 41st overall by the Milwaukee Bucks in 2009
- Own's the single-game scoring record at UK with 54 points scored at Tennessee on 1/13/09
- Averaged 15.4 points and made 177 3-pointers during three-year career at Kentucky



Meeks' Season Stats

G	GS	MP	FG	FGA	FG%	3P	3PA	3P%	2P	2PA	2P%	FT	FTA	FT%	ORB	DRB	TRB	AST	STL	BLK	TOV	PF	PTS
29	22	878	131	284	.461	60	145	.414	71	139	.511	52	66	.788	15	66	81	38	31	1	39	42	374

Darius Miller • New Orleans Pelicans

- Selected 46th overall by the New Orleans Hornets in 2012
- Was tabbed the SEC Sixth Man of the Year in 2012 and SEC Tournament MVP in 2011
- Logged 8.2 points, 3.2 rebounds and 1.8 assists per game from 2008-12 at UK



Miller's Season Stats

G	GS	MP	FG	FGA	FG%	3P	3PA	3P%	2P	2PA	2P%	FT	FTA	FT%	ORB	DRB	TRB	AST	STL	BLK	TOV	PF	PTS
5	0	43	1	7	.143	0	4	.000	1	3	.333	0	0		1	3	4	3	0	1	0	6	2

Nazr Mohammed • Chicago Bulls

- Drafted 29th overall by the Utah Jazz in 1998, has played for eight teams in 16 year career
- An All-SEC first team selection during 1998 National Championship season
- Averaged 8.7 points, 5.7 rebounds and 1.4 blocks per game in three seasons at UK



Mohammed's Season Stats

G	GS	MP	FG	FGA	FG%	3P	3PA	3P%	2P	2PA	2P%	FT	FTA	FT%	ORB	DRB	TRB	AST	STL	BLK	TOV	PF	PTS
26	1	211	15	42	.357	0	0		15	42	.357	8	13	.615	28	29	57	8	6	10	16	26	38

Nerlens Noel • Philadelphia 76ers

- Chosen sixth overall by the New Orleans Pelicans and then traded to 76ers in 2013
- SEC Freshman and Defensive Player of the Year in his lone season in Lexington
- Registered 105 blocks and averaged 10.5 points and 9.5 boards in the Blue and White



Noel's Season Stats

G	GS	MP	FG	FGA	FG%	3P	3PA	3P%	2P	2PA	2P%	FT	FTA	FT%	ORB	DRB	TRB	AST	STL	BLK	TOV	PF	PTS
INJURED																							

Daniel Orton • Philadelphia 76ers

- Drafted 29th overall by the Orlando Magic in the 2010 Draft
- Was one of five players taken in the first round of the 2010 Draft, a record for any school
- Posted 3.4 points and 3.3 rebounds in 13.2 minutes per game in 2009-10 at UK



Orton's Season Stats

G	GS	MP	FG	FGA	FG%	3P	3PA	3P%	2P	2PA	2P%	FT	FTA	FT%	ORB	DRB	TRB	AST	STL	BLK	TOV	PF	PTS
19	4	207	18	40	.450	0	0		18	40	.450	19	25	.760	12	39	51	13	5	11	17	31	55

Patrick Patterson • Toronto Raptors

- Taken 14th overall in 2010 by the Houston Rockets
- Three-time All-SEC selection and the 2008 SEC Freshman of the Year at Kentucky
- Averaged 16.1 points, 5.3 rebounds per game in three-year career at UK



Patterson's Season Stats

G	GS	MP	FG	FGA	FG%	3P	3PA	3P%	2P	2PA	2P%	FT	FTA	FT%	ORB	DRB	TRB	AST	STL	BLK	TOV	PF	PTS
23	6	538	65	153	.425	12	46	.261	53	107	.495	16	25	.640	42	78	120	19	16	6	19	49	158

CATS IN THE NBA

Tayshaun Prince • Memphis Grizzlies

- Drafted 23rd overall by the Detroit Pistons in the 2002 NBA Draft
- Won an NBA Championship in 2004 with the Pistons
- Two-time All-American who averaged 13.1 ppg and 5.6 rpg in four years as a Cat



Prince's Season Stats

G	GS	MP	FG	FGA	FG%	3P	3PA	3P%	2P	2PA	2P%	FT	FTA	FT%	ORB	DRB	TRB	AST	STL	BLK	TOV	PF	PTS
24	24	639	63	163	.387	3	15	.200	60	148	.405	15	23	.652	9	64	73	36	13	5	17	18	144

Rajon Rondo • Boston Celtics

- The 21st overall selection by the Phoenix Suns in the 2006 NBA Draft
- An NBA Champion with the Celtics in 2008 and a four-time NBA All-Star
- Averaged 9.6 points and 4.2 assists per game in two seasons in Lexington



Rondo's Season Stats

G	GS	MP	FG	FGA	FG%	3P	3PA	3P%	2P	2PA	2P%	FT	FTA	FT%	ORB	DRB	TRB	AST	STL	BLK	TOV	PF	PTS
Injured																							

Marquis Teague • Chicago Bulls

- Selected 29th overall by the Chicago Bulls in the 2012 NBA Draft
- Averaged 10.0 points, 4.8 assists per game in one season with Kentucky
- Starting point guard for the 2012 National Championship team



Teague's Season Stats

G	GS	MP	FG	FGA	FG%	3P	3PA	3P%	2P	2PA	2P%	FT	FTA	FT%	ORB	DRB	TRB	AST	STL	BLK	TOV	PF	PTS
19	2	242	16	66	.242	2	10	.200	14	56	.250	11	16	.688	1	18	19	28	2	4	17	25	45

John Wall • Washington Wizards

- Was Kentucky's first-ever No. 1 overall draft pick when he was taken by the Wizards in 2010
- Adolph Rupp National Player of the Year, SEC Player of the Year and SEC Tourney MVP
- Owns the single-game record for assists with 16 and averaged 16.6 ppg and 6.5 apg at UK



Wall's Season Stats

G	GS	MP	FG	FGA	FG%	3P	3PA	3P%	2P	2PA	2P%	FT	FTA	FT%	ORB	DRB	TRB	AST	STL	BLK	TOV	PF	PTS
25	25	940	177	423	.418	30	94	.319	147	329	.447	106	127	.835	13	95	108	228	56	11	93	59	490



THE LAST TIME...

INDIVIDUALS

SCORING

Scored 25 Points - Julius Randle (29) vs. Belmont, 12/21/13

Scored 30 Points - Brandon Knight (30) vs. West Virginia, 3/19/11

Scored 35 Points - Terrence Jones (35) vs. Auburn, 1/11/11

Scored 40 Points - Jodie Meeks (45) at Arkansas, 2/14/09

Scored 45 Points - Jodie Meeks (45) at Arkansas, 2/14/09

Scored 50 Points - Jodie Meeks (54) at Tennessee, 1/13/09

Two Players Had 20 Points - Julius Randle (29)/Aaron Harrison (23) vs. Belmont, 12/21/13

Three Players Had 20 Points - DeMarcus Cousins (27)/John Wall (21)/Patrick Patterson (20) vs. Sam Houston State, 11/19/09

Two Players Had 30 Points - Patrick Patterson (33) and Jodie Meeks (32) vs. Tennessee State, 12/22/08

Scored 20 Points in Two Straight Games - Aaron Harrison (2) 12/14/13 - 12/21/13

Scored 20 Points in Three Straight Games - Julius Randle (3) 11/08/13 - 11/12/13

Scored 20 Points in Four Straight Games - Alex Poythress (4) 11/13/12 - 11/23/12

Scored 20 points in Five Straight Games - Jodie Meeks (9) 12/29/08 - 1/31/09

Scored 20 points in Six Straight games - Jodie Meeks (9) 12/29/08 - 1/31/09

Scored 20 points in Seven Straight games - Jodie Meeks (9) 12/29/08 - 1/31/09

Scored 20 points in Eight Straight games - Jodie Meeks (9) 12/29/08 - 1/31/09

Scored 20 points in Nine Straight games - Jodie Meeks (9) 12/29/08 - 1/31/09

Scored 20 points in 10 Straight games - Kevin Grevey (12) 12/20/74 - 1/27/75

Scored 20 points in 12 Straight games - Kevin Grevey (12) 12/20/74 - 1/27/75

Scored 25 Points in Three Straight Games - Tayshaun Prince vs. Ole Miss (26) 3/11/01; vs. Holy Cross (27) 3/15/01; vs. Iowa (31) 3/17/01

Scored 30 Points in Two Straight Games - Jodie Meeks vs. Appalachian State (46) 12/20/08; vs. Tennessee State (32) 12/22/08

Scored 30 Points in Three Straight Games - Dan Issel (6) vs. Florida (37) 2/14/70; vs. Georgia (40) 2/16/70; vs. LSU (51) 2/21/70; vs. Alabama (47) 2/23/70; vs. Vanderbilt (31) 2/28/70; vs. Auburn (42) 3/2/70

Scored in double figures in 10 straight Games - Julius Randle (12) 11/8/13-12/21/13

Scored in double figures in 15 straight Games - Brandon Knight (28) 11/30/10 - 3/13/11

Scored in double figures in 20 straight Games - Brandon Knight (28) 11/30/10 - 3/13/11

Scored in double figures in 25 straight Games - Brandon Knight (28) 11/30/10 - 3/13/11

Scored in double figures in 30 straight Games - Jodie Meeks (32) 11/14/08 - 3/12/09

Five Players Scored in Double Figures - James Young (26), Julius Randle (22), Andrew Harison (15), Willie Cauley-Stein (14), Marcus Lee (10) vs. UT Arlington, 11/19/13

Six Players Scored in Double Figures - Archie Goodwin (18), Alex Poythress (16), Nerlens Noel (13), Willie Cauley-Stein (12), Kyle Wiltjer (10), Julius Mays (10) vs. Samford 12/4/12

Seven Players Scored in Double Figures - Randolph Morris (17), Kelenna Azubuike (15), Patrick Sparks (14), Chuck Hayes (12), Rajon Rondo (11), Ravi Moss (10) and Ramel Bradley (10) vs. Mississippi State 2/19/05

Four Players with 15 or more points - Julius Mays (24), Alex Poythress (21), Archie Goodwin (18), Ryan Harrow (14) vs. Missouri, 2/23/13

DOUBLE-DOUBLES

Double-Double - Julius Randle (29 points, 10 rebounds) vs. Belmont, 12/21/13

Triple-Double - Chris Mills (19 points, 10 rebounds, 10 assists) vs. Austin Peay, 12/27/88

20-10 Game - Julius Randle (29 points, 10 rebounds) vs. Belmont, 12/21/13

20-15 Game - Julius Randle (23 points, 15 rebounds) vs. UNC Asheville, 11/8/13

30-10 Game - Tayshaun Prince (33 points, 11 rebounds) vs. Tennessee State, 12/22/98

Back-to-back 20-10 Games - Julius Randle vs. UNC Asheville (23 points, 16 rebounds) 11/8/13; vs. Northern Kentucky (22 points, 14 rebounds) 11/10/13

Three-Straight 20-10 Games - Julius Randle vs. UNC Asheville (23 points, 16 rebounds) 11/8/13; vs. Northern Kentucky (22 points, 14 rebounds) 11/10/13; vs. Michigan State (27 points, 13 rebounds) 11/12/13

Double-Double in Points and Rebs - Julius Randle (29 points, 10 rebounds) vs. Belmont, 12/21/13

Double-Double in Points and Assists - Marquis Teague (12 points, 10 assists) vs. Florida, 2/7/12

Double-Double in Points and Blocks - Never

Double-Double in Points and Steals - Never

Double-double in two consecutive games - Julius Randle (23p, 16r) vs. UNC Asheville, 11/8/13; (22p, 14r) vs. Northern Kentucky (11/10/13); vs. Michigan State 11/12/13 (27 p, 13 r); vs. Robert Morris 11/17/13 (10 p, 15 r); vs. UT Arlington 11/19/13 (22 p, 10 r); vs. Cleveland State 11/25/13 (15 p, 15 r); vs. Eastern Michigan 11/27/13 (14 p, 10 r)

Double-double in three consecutive games - Julius Randle (23p, 16r) vs. UNC Asheville, 11/8/13; (22p, 14r) vs. Northern Kentucky (11/10/13); vs. Michigan State 11/12/13 (27 p, 13 r); vs. Robert Morris 11/17/13 (10 p, 15 r); vs. UT Arlington 11/19/13 (22 p, 10 r); vs. Cleveland State 11/25/13 (15 p, 15 r); vs. Eastern Michigan 11/27/13 (14 p, 10 r)

Double-double in four consecutive games - Julius Randle (23p, 16r) vs. UNC Asheville, 11/8/13; (22p, 14r) vs. Northern Kentucky (11/10/13); vs. Michigan State 11/12/13 (27 p, 13 r); vs. Robert Morris 11/17/13

(10 p, 15 r); vs. UT Arlington 11/19/13 (22 p, 10 r); vs. Cleveland State 11/25/13 (15 p, 15 r); vs. Eastern Michigan 11/27/13 (14 p, 10 r)

Double-double in five consecutive games - Julius Randle (23p, 16r) vs. UNC Asheville, 11/8/13; (22p, 14r) vs. Northern Kentucky (11/10/13); vs. Michigan State 11/12/13 (27 p, 13 r); vs. Robert Morris 11/17/13 (10 p, 15 r); vs. UT Arlington 11/19/13 (22 p, 10 r); vs. Cleveland State 11/25/13 (15 p, 15 r); vs. Eastern Michigan 11/27/13 (14 p, 10 r)

Double-double in six consecutive games - Julius Randle (23p, 16r) vs. UNC Asheville, 11/8/13; (22p, 14r) vs. Northern Kentucky (11/10/13); vs. Michigan State 11/12/13 (27 p, 13 r); vs. Robert Morris 11/17/13 (10 p, 15 r); vs. UT Arlington 11/19/13 (22 p, 10 r); vs. Cleveland State 11/25/13 (15 p, 15 r); vs. Eastern Michigan 11/27/13 (14 p, 10 r)

Double-double in seven consecutive games - Julius Randle (23p, 16r) vs. UNC Asheville, 11/8/13; (22p, 14r) vs. Northern Kentucky (11/10/13); vs. Michigan State 11/12/13 (27 p, 13 r); vs. Robert Morris 11/17/13 (10 p, 15 r); vs. UT Arlington 11/19/13 (22 p, 10 r); vs. Cleveland State 11/25/13 (15 p, 15 r); vs. Eastern Michigan 11/27/13 (14 p, 10 r)

Double-double in 10 consecutive games - Jim Andrews, 1972-73 season

Two players record double-doubles- Willie Cauley-Stein (14 points, 10 rebounds); Julius Randle (22 points, 10 rebounds) vs. UT Arlington, 11/19/13

Three players record double-doubles- DeMarcus Cousins (19 points, 14 rebounds)/Patrick Patterson (19 points, 10 rebounds)/John Wall (18 points, 10 rebounds) at Mississippi State, 2/16/10

Four players record double-doubles- Jack Givens (30 points, 13 rebounds)/Kyle Macy (16 points, 10 assists)/Mike Phillips (22 points, 18 rebounds)/Rick Robey (23 points, 13 rebounds) vs. Southern Methodist, 11/26/77

Five players record double-doubles- Never

FIELD GOALS

Made 12 FG in a game - Terrence Jones (12) vs. Oklahoma, 11/22/10

Made 15 FG in a game - Jodie Meeks (17) at Arkansas, 2/14/09

Made 16 FG in a game - Jodie Meeks (17) at Arkansas, 2/14/09

Made 17 FG in a game - Jodie Meeks (17) at Arkansas, 2/14/09

Made 18 FG in a game - Melvin Turpin (18) vs. Georgia 3/8/84

Made 19 FG in a game - Dan Issel (19) vs. Alabama 2/23/70

Made 20 FG in a game - Dan Issel (23) vs. Ole Miss 2/7/70

Made 21 FG in a game - Dan Issel (23) vs. Ole Miss 2/7/70

Made 22 FG in a game - Dan Issel (23) vs. Ole Miss 2/7/70

Made 23 FG in a game - Dan Issel (23) vs. Ole Miss 2/7/70

Attempted 17 FG in a game - Kyle Wiltjer (19) at Ole Miss (1/29/13)

Attempted 18 FG in a game - Kyle Wiltjer (19) at Ole Miss (1/29/13)

Attempted 19 FG in a game - Kyle Wiltjer (19) at Ole Miss (1/29/13)
Attempted 20 FG in a game - Brandon Knight (23) vs. UConn, 4/2/11
Attempted 25 FG in a game - Jodie Meeks (27) vs. VMI, 11/14/08

THREE-POINTERS

Made 5 3-pointers in a game - James Young (5) vs UT Arlington, 11/19/13
Made 6 3-pointers in a game - Kyle Wiltjer (7) vs. Lipscomb, 12/15/12
Made 7 3-pointers in a game - Kyle Wiltjer (7) vs. Lipscomb, 12/15/12
Made 8 3-pointers in a game - Eric Bledsoe (8) vs. East Tennessee State (NCAA Tournament), 3/18/10
Made 9 3-pointers in a game - Jodie Meeks (10) at Tennessee, 1/13/09
Made 10 3-pointers in a game - Jodie Meeks (10) at Tennessee, 1/13/09
Made 11 3-pointers in a game - Never

Attempted 10 3-pointers in a game - James Young (11) vs. Boise State, 12/10/13
Attempted 15 3-pointers in a game - Jodie Meeks (15) at Tennessee, 1/13/09
Attempted 16 3-pointers in a game - Derrick Miller (16) vs. LSU 2/15/90
Attempted 17 3-pointers in a game - Derrick Miller (19) vs. Kansas 12/6/89
Attempted 18 3-pointers in a game - Derrick Miller (19) vs. Kansas 12/6/89
Attempted 19 3-pointers in a game - Derrick Miller (19) vs. Kansas 12/6/89

Made a 3-pointer in 10 straight games - Julius Mays (18), 12/29/12-3/2/13
Made a 3-pointer in 15 straight games - Julius Mays (18), 12/29/12-3/2/13
Made two 3-pointers in 10 straight games - Jodie Meeks (16), 12/3/08-1/31/09
Made three 3-pointers in 10 straight games - Gerald Fitch (20) 1/14/03-3/23/03
Made three 3-pointers in 15 straight games - Gerald Fitch (20) 1/14/03-3/23/03
Made three 3-pointers in 20 straight games - Gerald Fitch (20) 1/14/03-3/23/03
Made three 3-pointers in 25 straight games - Keith Bogans (29) 3/14/02-2/26/03

FREE THROWS

Made 8 FT in a game - Aaron Harrison (8) and Julius Randle (13) vs. Belmont, 12/21/13
Made 9 FT in a game - Julius Randle (13) vs. Belmont, 12/21/13
Made 10 FT in a game - Julius Randle (13) vs. Belmont, 12/21/13
Made 11 FT in a game - Julius Randle (13) vs. Belmont, 12/21/13
Made 12 FT in a game - Julius Randle (13) vs. Belmont, 12/21/13
Made 13 FT in a game - Julius Randle (13) vs. Belmont, 12/21/13
Made 14 FT in a game - Jodie Meeks (14) at Tennessee, 1/13/09
Made 15 FT in a game - Rodrick Rhodes (16) vs. Ole Miss 1/18/95
Made 16 FT in a game - Rodrick Rhodes (16) vs. Ole Miss 1/18/95
Made 17 FT in a game - Dwight Anderson (18) vs. Mississippi State 2/12/79
Made 18 FT in a game - Dwight Anderson (18) vs. Mississippi State 2/12/79

Attempted 10 FT in a game - Aaron Harrison (11) and Julius Randle (19) vs. Belmont, 12/21/13
Attempted 15 FT in a game - Julius Randle (19) vs. Belmont, 12/21/13
Attempted 20 FT in a game - Heshimu Evans (20) vs. Ole Miss 3/5/99

REBOUNDS

15 Rebs - Julius Randle (15) vs. Cleveland State, 11/25/13
16 Rebs - Julius Randle (16) vs. UNC Asheville, 11/8/13
20 Rebs - Jared Prickett (20) vs. Arkansas 2/9/94
25 Rebs - Mike Phillips (28) vs. Tennessee 1/10/76
30 Rebs - Cotton Nash (30) vs. Ole Miss 2/8/64
34 Rebs - Bob Burrow (34) vs. Temple 12/10/55

10+ Rebs in three consecutive games - Julius Randle (7) at 11/8/13-11/27/13
10+ Rebs in four consecutive games - Julius Randle (7) at 11/8/13-11/27/13
10+ Rebs in five consecutive games - Julius Randle (7) at 11/8/13-11/27/13
10+ Rebs in six consecutive games - Julius Randle (7) at 11/8/13-11/27/13
10+ Rebs in seven consecutive games - Julius Randle (7) at 11/8/13-11/27/13
10+ Rebs in eight consecutive games - DeMarcus Cousins (9) 1/16/10 - 2/16/10
10+ Rebs in nine consecutive games - DeMarcus Cousins (9) 1/16/10 - 2/16/10

Two players had 10 rebounds - Julius Randle (10), Willie Cauley-Stein (10) vs. UT Arlington, 11/19/13
Three players had 10 rebounds - Michael Kidd-Gilchrist (19), Terrence Jones (11), Anthony Davis (10) vs. Louisville, 12/31/11

ASSISTS

8 Assists - Ryan Harrow (8) at Auburn, 1/19/13
9 Assists - Archie Goodwin (9) vs. LIU Brooklyn, 11/23/12
10 Assists - Julius Mays (10) vs. Lafayette, 11/16/12
11 Assists - John Wall (11) vs. E. Tennessee St., 3/18/10
12 Assists - John Wall (16) vs. Hartford, 12/29/09
13 Assists - John Wall (16) vs. Hartford, 12/29/09
14 Assists - John Wall (16) vs. Hartford, 12/29/09
15 Assists - John Wall (16) vs. Hartford, 12/29/09
16 Assists - John Wall (16) vs. Hartford, 12/29/09
5+ Assists in Four Consecutive Games - John Wall (7) (2/27/10 to 3/27/10)
8+ Assists in Two Consecutive Games - Marquis Teague (3) (2/7/12 to 2/18/12)

BLOCKS

4 Blocks - Willie Cauley-Stein (5) at N. Carolina, 12/14/13
5 Blocks - Willie Cauley-Stein (5) at N. Carolina, 12/14/13
6 Blocks - Willie Cauley-Stein (9) vs. Boise State, 12/10/13
7 Blocks - Willie Cauley-Stein (9) vs. Boise State, 12/10/13
8 Blocks - Willie Cauley-Stein (9) vs. Boise State, 12/10/13
9 Blocks - Willie Cauley-Stein (9) vs. Boise State, 12/10/13
10 Blocks - Nerlens Noel (12) at Ole Miss, 1/29/13
11 Blocks - Nerlens Noel (12) at Ole Miss, 1/29/13
12 Blocks - Nerlens Noel (12) at Ole Miss, 1/29/13

STEALS

5 Steals - Nerlens Noel (6) vs. Baylor, 12/1/12
6 Steals - Nerlens Noel (6) vs. Baylor, 12/1/12
7 Steals - Rajon Rondo (8) vs. Mississippi State, 2/19/05
8 Steals - Rajon Rondo (8) vs. Mississippi State, 2/19/05

MINUTES

Played every minute - Anthony Davis (40) vs. Iowa State, 3/17/12
Played 40+ minutes - Julius Mays (44)/Ryan Harrow (41)/Alex Poythress (40) vs. Missouri, 2/23/13
Played over 50 minutes - Patrick Patterson (50) vs. Vanderbilt, 1/12/08

FOULS

Technical Foul - John Calipari at North Carolina, 12/14/13

Fouled Out - Julius Randle vs. Belmont, 12/21/13
Two Players Fouled Out - Alex Poythress and James Young at North Carolina, 12/14/13
Three Players Fouled Out - Archie Goodwin, Ryan Harrow, and Alex Poythress at Georgia, 3/7/13
Four Players Fouled Out - Terrence Jones, Josh Harrellson, Brandon Knight, Eloy Vargas, at UNC 12/4/10

TEAM

Started four freshmen - Aaron Harrison, Andrew Harrison, Julius Randle, James Young vs. Belmont, 12/21/13
Started five freshmen - Aaron Harrison, Andrew Harrison, Marcus Lee, Julius Randle, James Young vs. Eastern Michigan, 11/27/13

Scored 90 or More Points - 93 vs. Belmont, 12/21/13 (W, 93-80)
Scored 90 or More Points (SEC Game) - 90 vs. Missouri, 2/23/13 (W, 90-83, OT)

Scored 100 or More Points - 105 vs. UT Arlington, 11/19/13 (W, 105-76)

Scored 100 or More Points (SEC Game) - 101 vs. Arkansas, 1/23/10 (W, 101-70)

Scored 110 or More Points - 115 vs. Tennessee State [NCAA First round], 12/30/02 (W, 115-87)

Scored 110 or More Points (SEC Game) - 120 vs. Vanderbilt, 2/7/96 (W, 120-81)

Scored 120 or More Points - 120 vs. Vanderbilt, 2/7/96 (W, 120-81)

Scored 120 or More Points (SEC Game) - 120 vs. Vanderbilt, 2/7/96 (W, 120-81)

Scored 130 or More Points - 143 vs. Georgia, 2/27/56 (W, 143-66)

Scored 140 or More Points - 143 vs. Georgia, 2/27/56 (W, 143-66)

Scored 150 or More Points - Never

Scored Less than 50 Points - 48 vs. Vanderbilt, 3/15/13 (L, 64-48)

Allowed 90 or More Points -90 by Indiana, 3/23/12 (W, 102-90)

Allowed 90 or More Points (SEC Game) - 90 by Georgia, 3/4/09 (L, 90-85)

Allowed 100 or More Points - 111 by VMI, 11/14/08 (L, 111-103)

Allowed 100 or More Points (SEC Game) - 101 by Arkansas, 2/10/93 (L, 101-94)

Allowed Less Than 50 Points - 49 vs. Robert Morris
11/17/13, (W, 87-49)
Allowed Less Than 50 Points (SEC) - 49 vs. Georgia
3/1/12, (W, 79-49)
Shot 70% from the field - .722 vs. Mississippi St., 2/15/86
Shot 65% from the field - .677 vs. LIU Brooklyn, 11/23/12

Shot 30% or less from the field - .296 vs. Baylor,
12/1/12

Allowed 50% shooting - .500 vs. Vanderbilt, 3/15/13
Allowed 60% shooting - .640 by Florida, 3/4/07
Allowed 20% or less shooting - .200 by Central
Arkansas, 11/6/07 (10-50)
Allowed 30% or less shooting - .232 vs. Robert Morris
11/17/13 (16-69)
Held opponent to zero 3-pointers - at Auburn, 1/19/13
(0-15)

Shot 90% or Better from Free Throw Line - 94.6 (35-37)
vs. Indiana (3/23/12)
Shot 100% from Free Throw Line - 11-11 vs. Florida,
2/7/12
Shot 50% or Less from Free Throw Line - .500 vs.
Vanderbilt, 3/15/13 (8-16)

Attempted 40 FT - at North Carolina (43), 12/14/13
Attempted five or less FT - vs. South Carolina (4)
1/21/06

Made 30 FT - 30 vs. UNC Asheville (30-48) 11/8/13

Hit 10 3-pointers - 10 vs. E. Michigan, 1/2/13 (10-26)
Hit 11 3-pointers - 11 vs. Lafayette, 11/16/12 (11-19)
Hit 12 3-pointers - 15 vs. Georgia, 3/1/12 (15-27)
Hit 13 3-pointers - 15 vs. Georgia, 3/1/12 (15-27)
Hit 14 3-pointers - 15 vs. Georgia, 3/1/12 (15-27)
Hit 15 3-pointers - 15 vs. Georgia, 3/1/12 (15-27)
Hit 16 3-pointers - 16 vs. UNC-Asheville, 12/23/96 (16-33)
Hit 17 3-pointers - 20 vs. LSU, 3/4/95 (20-35)
Hit 18 3-pointers - 20 vs. LSU, 3/4/95 (20-35)
Hit 19 3-pointers - 20 vs. LSU, 3/4/95 (20-35)
Hit 20 3-pointers - 20 vs. LSU, 3/4/95 (20-35)
Hit 21 3-pointers - 21 vs. North Carolina, 12/27/89 (21-48)
Hit 22 3-pointers - Never

Scored 100 Points in Two Consecutive Games - 103
vs. Wake Forest, 3/25/93 (W, 103-69) and 106 vs.
Florida State, 3/27/93 (W, 106-81)
Scored 100 Points in Three Consecutive Games - 114
vs. Portland State 12/16/77 (W, 114-88), 102 vs. St.
John's 12/17/77 (W, 102-72), and 104 vs. Iona 12/23/77
(W, 104-65)

Scored 100 Points in Consecutive SEC Games -
143 vs. Georgia 2/27/56 (W, 143-66) and 101 vs.
Tennessee 3/3/56 (W, 101-77)

Won game by 50 points or more - 52 vs. Eastern
Michigan (W, 90-38) 1/2/13
Won game by 60 points or more - 62 vs. Vanderbilt (W,
106-44) 3/5/03
Won game by 70 points or more - 74 vs. Tennessee-
Martin (W, 124-50) 11/26/94

Lost game by 30 points or more - 30 at Tennessee (L,
88-58) 2/16/13
Lost game by 40 points or more - 41 at Vanderbilt (L,
93-52) 2/12/08
Lost game by 50 points or more - 55 at Kansas (L, 150-
95) 12/9/89
Lost game by 60 points or more - 70 vs. Central (L,
87-17) 1/28/1910
Lost game by 70 points or more - 70 vs. Central (L,

87-17) 1/28/1910
Game decided by one point - at Indiana, 12/10/11 (L,
73-72)
Game decided by two points - at Vanderbilt, 1/10/13
(W, 60-58)
Game decided by three points - at Louisville, 12/29/12
(L, 80-77)

Two consecutive games decided by one point - vs.
North Carolina (W, 73-72) 12/3/11 and at Indiana (L,
73-72) 12/10/11

Three consecutive games decided by one point - Never

Two consecutive games decided by two points - at Ole
Miss (L, 71-69) 2/1/11 and Florida (L, 70-68) 2/5/11

Came back from 18-point deficit for win - W, 72-70 vs.
Miami Univ. (11/16/09); Trailed 36-18 (7:04 in 1st)
Came back from 19-point deficit for win - W, 80-77 vs.
Florida (3/2/94); Trailed 33-14 (7:00 in 1st)
Came back from 20-point deficit for win - W, 99-95 at
LSU (2/15/94); Trailed 68-37 (15:34 in 2nd)
Came back from 30-point deficit for win - W, 99-95 at
LSU (2/15/94); Trailed 68-37 (15:34 in 2nd)
Came back from 31-point deficit for win - W, 99-95 at
LSU (2/15/94); Trailed 68-37 (15:34 in 2nd)

Pulled down 50 rebounds - 56 (17-39) vs. Robert Morris,
11/17/13
Pulled down 55 rebounds - 56 (17-39) vs. Robert Morris,
11/17/13
Pulled down 60 rebounds - 62 (19-43) vs. Morehead
State, 12/16/96

Played an Overtime Game - vs. Missouri, 2/23/13,
(W, 90-83, ot)

Won an Overtime Game - at Texas A&M, 2/2/13,
(W, 72-68, ot)
Played an SEC Overtime Game - at Texas A&M, 2/2/13,
(W, 72-68, ot)
Won an SEC Overtime Game - at Texas A&M, 2/2/13,
(W, 72-68, ot)

Lost an Overtime Game - at Arkansas, 2/23/11,
(L, 77-76, ot)
Lost an SEC Overtime Game - at Arkansas, 2/23/11,
(L, 77-76, ot)

Played Two Overtimes - vs. Vanderbilt, 1/12/08
(W, 79-73, 2ot)
Played Three Overtimes - vs. Temple 12/7/57 (W, 85-83)
Played Four Overtimes - Never played four overtime
game

Played consecutive games that went to overtime -
12/9/78 vs. Kansas (W, 67-66) and 12/16/78 vs. Indiana
(L, 68-67)

SPECIALITY STATS

PP - POINTS IN THE PAINT POT - POINTS OFF TURNOVERS
 2ND - SECOND CHANCE POINTS BP - BENCH POINTS FB - FAST BREAK

Opponent	Result	PP	POT	2nd	BP	FB
UNC Asheville		32	2	6	9	0
at Kentucky	W, 89-57	50	20	25	34	8
Northern Kentucky		18	22	11	28	2
at Kentucky	W, 93-63	36	11	21	30	8
Michigan State		44	18	14	11	21
vs. Kentucky	L, 78-74	40	9	24	9	2
Robert Morris		16	14	14	21	0
at Kentucky	W, 87-49	36	10	16	29	14
UT Arlington		34	14	15	17	7
at Kentucky	W, 105-76	48	24	28	27	12
Cleveland State		22	9	18	4	4
at Kentucky	W, 68-61	28	17	17	19	8
E. Michigan		30	18	4	40	12
at Kentucky	W, 81-63	38	11	23	29	8
Providence		14	17	18	7	2
vs. Kentucky	W, 79-65	36	8	9	11	6
Baylor		38	7	14	7	14
vs. Kentucky	L, 67-62	26	12	6	2	0
Boise State		24	18	16	8	4
at Kentucky	W, 70-55	44	7	13	0	10
at North Carolina		38	22	12	11	14
Kentucky	L, 82-77	34	13	19	8	4
Belmont		34	14	10	20	8
at Kentucky	W, 93-80	52	12	17	12	6
Louisville						
at Kentucky						
Mississippi St.						
at Kentucky						
at Vanderbilt						
Kentucky						
atr Arkansas						
Kentucky						
Tennessee						
at Kentucky						
Texas A&M						
at Kentucky						
Georgia						
at Kentucky						
at LSU						
Kentucky						
at Missouri						
Kentucky						
Ole Miss						
at Kentucky						
at Mississippi St.						
Kentucky						
at Auburn						
Kentucky						
Florida						
at Kentucky						
at Ole Miss						
Kentucky						
LSU						
at Kentucky						
Arkansas						
at Kentucky						
at South Carolina						
Kentucky						
Alabama						
at Kentucky						
at Florida						
Kentucky						

MISCELLANEOUS STATS

Leading Scorer			
Randle		6	
Aaron Harrison		3	
Young		3	
Leading Rebounder			
Randle		11	
Cauley-Stein		3	
Leader in Assists			
Andrew Harrison		7	
Aaron Harrison		4	
Hawkins		2	
Randle		2	
Poythress		1	
Young		1	
Charges Drawn			
Opponents		7	
Kentucky		0	
Dunks			
Opponents		27	
Kentucky		59	
Cauley-Stein		21	
Randle		16	
Young		6	
Lee		5	
Poythress		5	
Aaron Harrison		2	
Johnson		2	
Floreal		1	
Willis		1	
20-Point Scoring Game			
Opponents		11	
Kentucky		11	
Randle		5	
Aaron Harrison		4	
Young		2	
30-Point Scoring Game			
Opponents		0	
Kentucky		0	
40-Point Scoring Game			
Opponents		0	
Kentucky		0	
Technical Fouls			
Opponents		1	
Kentucky		2	
John Calipari		1	
Aaron Harrison		1	
Fouled Out			
Opponents		10	
Kentucky		4	
Andrew Harrison		1	
Alex Poythress		1	
Julius Randle		1	
James Young		1	
Three-Point Plays			
Opponents		4	
Kentucky		19	
Randle		7	
Aaron Harrison		5	
Andrew Harrison		4	
Cauley-Stein		2	
Young		1	
Four-Point Plays			
Opponents		0	
Kentucky		0	
UK's First Substitution			
Poythress		5	
Cauley-Stein		4	
Hawkins		3	
Johnson		3	
Forced 5-Second Call			
Opponents		0	
Kentucky		0	
Forced Shot Clock Violations			
Opponents		2	
Kentucky		9	
10-Second Violations			
Opponents		0	
Kentucky		0	
3-Second Violations			
Opponents		0	
Kentucky		0	
Jump Balls Controlled			
Opponents		2	
Kentucky		10	
Lee		4/4	
Cauley-Stein		6/8	
First Score (3-Pointers)			
Opponents		1	
Kentucky		0	
Runs of 10-0 or Better			
Opponents		1	
Kentucky		8	

KENTUCKY TEAM HIGHS/LOWS

		KENTUCKY	OPPONENT
Points First Half	High	48, vs. Northern Kentucky (11/10/13)	44, vs. Michigan State (11/12/13)
	Low	27, vs. Cleveland State (11/25/13)	20, vs. Robert Morris (11/17/13)
Points Second Half	High	63, vs. UT Arlington (11/19/13)	49, at North Carolina (12/14/13)
	Low	24, vs. Baylor (12/6/13)	24, vs. Boise State (12/10/13)
Total Points	High	105, vs. UT Arlington (11/19/13)	82, at North Carolina (12/14/13)
	Low	62, vs. Baylor (12/6/13)	49, vs. Robert Morris (11/17/13)
FG Made	High	35, vs. UT Arlington (11/19/13)	30, two times
	Low	19, vs. Cleveland State (11/25/13)	16, vs. Robert Morris (11/17/13)
FG Attempted	High	69, vs. UT Arlington (11/19/13)	69, twice
	Low	42, vs. Providence (12/1/13)	55, vs. Baylor (12/6/13)
FG Percentage	High	.643, vs. Providence (12/1/13)	.482, at North Carolina (12/14/13)
	Low	.358, vs. Cleveland State (11/25/13)	.232 vs. Robert Morris (11/17/13)
3-Pt. FG Made	High	8, two times	11, vs. Belmont (12/21/13)
	Low	3, four times	2, two times
3-Pt. FG Attempted	High	22, vs. Northern Kentucky (11/10/13)	35, vs. Northern Kentucky (11/10/13)
	Low	8, vs. Providence (12/1/13)	7, at North Carolina (12/14/13)
3-Pt. FG Percet.	High	.750, vs. Providence (12/1/13)	.526, vs. Providence (12/1/13)
	Low	.188, vs. E. Michigan (11/27/13)	.182, vs. Baylor (12/6/13)
FT Made	High	30, vs. UNC Asheville (11/8/13)	26, at North Carolina (12/14/13)
	Low	12, twice	6, vs. Boise State (12/10/13)
FT Attempted	High	48, vs. UNC Asheville (11/8/13)	45, at North Carolina (12/14/13)
	Low	18, vs. Boise State (12/10/13)	6, vs. Boise State (12/10/13)
FT Percentage	High	.771, vs. Cleveland State (11/25/13)	1.000, vs. Boise State (12/10/13)
	Low	.522, vs. Baylor (12/6/13)	.476, vs. UNC Asheville (11/8/13)
Off. Rebounds	High	20, vs. UT Arlington (11/19/13)	18, three times
	Low	7, vs. Providence (12/1/13)	6, vs. Belmont (12/21/13)
Def. Rebounds	High	39, vs. Robert Morris (11/17/13)	23, vs. Baylor (12/6/13)
	Low	15, vs. Baylor (12/6/13)	12, vs. Providence (12/1/13)
Total Rebounds	High	56, vs. Robert Morris (11/17/13)	41, vs. Baylor (12/6/13)
	Low	25, vs. Baylor (12/6/13)	23, vs. Northern Kentucky (11/10/13)
Assists	High	20, vs. Robert Morris (11/17/13)	19, vs. Belmont (12/21/13)
	Low	7, vs. Boise State (12/10/13)	5, vs. Boise State (12/10/13)
Blocked Shots	High	11, two times	6, two times
	Low	4, vs. Belmont (12/21/13)	0, two times
Steals	High	9, vs. Robert Morris (11/17/13)	13, vs. Michigan State (11/12/13)
	Low	0, vs. Baylor (12/6/13)	1, vs. UNC Asheville (11/8/13)
Turnovers	High	20, vs. E. Michigan (11/27/13)	16, vs. UT Arlington (11/19/13)
	Low	7, two times	6, vs. Providence (12/1/13)
Fouls	High	30, at North Carolina (12/14/13)	32, vs. UNC Asheville (11/8/13)
	Low	12, vs. Boise State (12/10/13)	17, vs. Boise State (12/10/13)

**2013-14 UK Basketball
Kentucky Combined Team Statistics (as of Dec 21, 2013)
All games**

RECORD:	OVERALL	HOME	AWAY	NEUTRAL
ALL GAMES	9-3	8-0	0-1	1-2
CONFERENCE	0-0	0-0	0-0	0-0
NON-CONFERENCE	9-3	8-0	0-1	1-2

#	Player	gp-gs	min	avg	Total		3-Point		F-Throw		Rebounds				pf	dq	a	to	blk	stl	pts	avg								
					fg-fga	fg%	3fg-fga	3fg%	ft-fta	ft%	off	def	tot	avg																
30	Randle, Julius	12-12	364	30.3	68-125	.544	0-5	.000	82-112	.732	46	89	135	11.3	30	1	22	40	9	1	218	18.2								
02	Harrison, Aaron	12-12	360	30.0	59-126	.468	16-52	.308	47-61	.770	7	32	39	3.3	27	0	28	19	5	13	181	15.1								
01	Young, James	12-12	370	30.8	50-126	.397	26-78	.333	35-51	.686	11	34	45	3.8	21	1	20	25	2	9	161	13.4								
05	Harrison, Andrew	12-12	343	28.6	30-76	.395	9-27	.333	58-78	.744	5	23	28	2.3	43	1	42	29	2	3	127	10.6								
15	Cauley-Stein, Willie	12-8	323	26.9	47-73	.644	0-0	.000	18-37	.486	41	55	96	8.0	29	0	14	13	50	13	112	9.3								
22	Poythress, Alex	12-0	213	17.8	22-51	.431	4-11	.364	8-18	.444	31	41	72	6.0	23	1	8	10	8	3	56	4.7								
44	Johnson, Dakari	11-0	109	9.9	16-32	.500	0-0	.000	11-23	.478	18	20	38	3.5	21	0	1	5	2	0	43	3.9								
00	Lee, Marcus	10-4	78	7.8	15-22	.682	0-0	.000	6-12	.500	10	11	21	2.1	8	0	1	2	9	0	36	3.6								
35	Willis, Derek	7-0	21	3.0	2-4	.500	1-2	.500	9-12	.750	0	4	4	0.6	0	0	0	3	0	0	14	2.0								
24	Florean, E.J.	1-0	2	2.0	1-1	1.000	0-0	.000	0-0	.000	0	1	1	1.0	1	0	0	0	1	1	2	2.0								
04	Hood, Jon	4-0	18	4.5	1-4	.250	1-3	.333	4-4	1.000	0	1	1	0.3	2	0	3	2	0	2	7	1.8								
25	Hawkins, Dominique	12-0	153	12.8	7-20	.350	2-10	.200	2-7	.286	3	10	13	1.1	15	0	10	5	1	4	18	1.5								
03	Polson, Jarrod	8-0	46	5.8	1-2	.500	1-1	1.000	0-0	.000	0	0	0	0.0	4	0	3	1	0	0	3	0.4								
Team											13	23	36		1		2													
Total.....		12	2400		319-662	.482	60-189	.317	280-415	.675	185	344	529	44.1	225	4	152	156	89	49	978	81.5								
Opponents.....		12	2400		284-746	.381	70-220	.318	158-236	.669	157	219	376	31.3	310	13	123	126	29	71	796	66.3								

TEAM STATISTICS	UK	OPP	Date	Opponent	Score	Att.
SCORING	978	796	11/08/13	UNC ASHEVILLE	w 89-57	22413
Points per game	81.5	66.3	11/10/13	NORTHERN KENTUCKY	w 93-63	22925
Scoring margin	+15.2	-	11/12/13	vs Michigan State	L 74-78	22711
FIELD GOALS-ATT	319-662	284-746	2 11/17/13	ROBERT MORRIS	w 87-49	21600
Field goal pct	.482	.381	2 11/19/13	TEXAS-ARLINGTON	w 105-76	20305
3 POINT FG-ATT	60-189	70-220	2 11/25/13	CLEVELAND STATE	w 68-61	21067
3-point FG pct	.317	.318	2 11/27/13	EASTERN MICHIGAN	w 81-63	22721
3-pt FG made per game	5.0	5.8	3 12/01/13	vs Providence	w 79-65	8086
FREE THROWS-ATT	280-415	158-236	4 12/06/13	vs Baylor	L 62-67	12818
Free throw pct	.675	.669	12/10/13	BOISE STATE	w 70-55	21565
F-Throws made per game	23.3	13.2	12/14/13	at North Carolina	L 77-82	21750
REBOUNDS	529	376	12/21/13	BELMONT	w 93-80	24224
Rebounds per game	44.1	31.3				
Rebounding margin	+12.8	-				
ASSISTS	152	123		1-Champions Classic (United Center; Chicago, Ill.);		
Assists per game	12.7	10.3		2-Keightley Classic (Rupp Arena; Lexington, Ky.);		
TURNOVERS	156	126		3-Barclays Center; Brooklyn, NY;		
Turnovers per game	13.0	10.5		4-Big 12/SEC Challenge (AT&T Stadium; Arlington, Texas);		
Turnover margin	-2.5	-		* = Conference game		
Assist/turnover ratio	1.0	1.0				
STEALS	49	71				
Steals per game	4.1	5.9				
BLOCKS	89	29				
Blocks per game	7.4	2.4				
ATTENDANCE	176820	65365				
Home games-Avg/Game	8-22102	1-21750				
Neutral site-Avg/Game	-	3-14538				

Score by Periods	1st	2nd	Totals
Kentucky	458	520	978
Opponents	390	406	796

2013-14 UK Basketball
Kentucky Combined Team Statistics (as of Dec 21, 2013)
Last Five

RECORD:	OVERALL	HOME	AWAY	NEUTRAL
ALL GAMES	3-2	2-0	0-1	1-1
CONFERENCE	0-0	0-0	0-0	0-0
NON-CONFERENCE	3-2	2-0	0-1	1-1

##	Player	gp-gs	min	avg	Total		3-Point		F-Throw		Rebounds				pf	dq	a	to	blk	stl	pts	avg
					fg-fga	fg%	3fg-fga	3fg%	ft-fta	ft%	off	def	tot	avg								
02	Harrison, Aaron	5-5	162	32.4	32-58	.552	6-17	.353	16-20	.800	4	14	18	3.6	12	0	18	10	1	6	86	17.2
30	Randle, Julius	5-5	157	31.4	27-50	.540	0-1	.000	31-44	.705	8	34	42	8.4	14	1	9	13	4	1	85	17.0
01	Young, James	5-5	151	30.2	22-48	.458	13-30	.433	18-24	.750	3	17	20	4.0	11	1	4	10	0	3	75	15.0
05	Harrison, Andrew	5-5	145	29.0	11-34	.324	2-11	.182	28-40	.700	3	11	14	2.8	19	0	16	13	1	1	52	10.4
15	Cauley-Stein, Willie	5-5	154	30.8	24-31	.774	0-0	.000	2-7	.286	17	20	37	7.4	13	0	5	8	28	3	50	10.0
22	Poythress, Alex	5-0	80	16.0	7-15	.467	2-3	.667	2-5	.400	9	10	19	3.8	12	1	2	4	3	0	18	3.6
25	Hawkins, Dominique	5-0	82	16.4	4-10	.400	1-5	.200	0-2	.000	2	5	7	1.4	7	0	6	3	0	2	9	1.8
03	Polson, Jarrod	3-0	24	8.0	1-2	.500	1-1	1.000	0-0	.000	0	0	0	0.0	1	0	1	0	0	0	3	1.0
44	Johnson, Dakari	4-0	26	6.5	1-6	.167	0-0	.000	1-2	.500	4	4	8	2.0	6	0	0	2	0	0	3	0.8
00	Lee, Marcus	3-0	14	4.7	0-1	.000	0-0	.000	0-1	.000	1	3	4	1.3	2	0	0	1	0	0	0	0.0
35	Willis, Derek	3-0	5	1.7	0-0	.000	0-0	.000	0-0	.000	0	1	1	0.3	0	0	0	0	0	0	0	0.0
Team											7	12	19		1		2					
Total.....		5	1000		129-255	.506	25-68	.368	98-145	.676	58	131	189	37.8	98	3	61	66	37	16	381	76.2
Opponents.....		5	1000		124-305	.407	30-84	.357	71-109	.651	68	87	155	31.0	112	5	56	43	17	32	349	69.8

TEAM STATISTICS	UK	OPP	Date	Opponent	Score	Att.
SCORING	381	349	3	12/01/13	vs Providence	w 79-65 8086
Points per game	76.2	69.8	4	12/06/13	vs Baylor	L 62-67 12818
Scoring margin	+6.4	-		12/10/13	BOISE STATE	w 70-55 21565
FIELD GOALS-ATT	129-255	124-305		12/14/13	at North Carolina	L 77-82 21750
Field goal pct	.506	.407		12/21/13	BELMONT	w 93-80 24224
3 POINT FG-ATT	25-68	30-84				
3-point FG pct	.368	.357				
3-pt FG made per game	5.0	6.0				
FREE THROWS-ATT	98-145	71-109				
Free throw pct	.676	.651				
F-Throws made per game	19.6	14.2				
REBOUNDS	189	155				
Rebounds per game	37.8	31.0				
Rebounding margin	+6.8	-				
ASSISTS	61	56				
Assists per game	12.2	11.2				
TURNOVERS	66	43				
Turnovers per game	13.2	8.6				
Turnover margin	-4.6	-				
Assist/turnover ratio	0.9	1.3				
STEALS	16	32				
Steals per game	3.2	6.4				
BLOCKS	37	17				
Blocks per game	7.4	3.4				
ATTENDANCE	45789	42654				
Home games-Avg/Game	2-22894	1-21750				
Neutral site-Avg/Game	-	2-10452				

1-Champions Classic (United Center; Chicago, Ill.);
2-Keightley Classic (Rupp Arena; Lexington, Ky.);
3-Barclays Center; Brooklyn, NY;
4-Big 12/SEC Challenge (AT&T Stadium; Arlington, Texas);
* = Conference game

Score by Periods	1st	2nd	Totals
Kentucky	189	192	381
Opponents	177	172	349

2013-14 UK Basketball
Kentucky Team Game-by-Game (as of Dec 21, 2013)
All games

TEAM STATISTICS

Opponent	Date	Score		Total		3-Pointers		Free throws		Rebounds				pf	a	t/o	blk	stl	pts	avg
				fg-fga	pct	3fg-fga	pct	ft-fta	pct	off	def	tot	avg							
UNC ASHEVILLE	11/08/13	89-57	W	28-60	.467	3-11	.273	30-48	.625	19	30	49	49.0	20	12	7	6	8	89	89.0
NORTHERN KENTUCKY	11/10/13	93-63	W	30-55	.545	7-22	.318	26-38	.684	16	35	51	50.0	14	12	12	5	3	93	91.0
vs Michigan State	11/12/13	74-78	L	25-55	.455	4-20	.200	20-36	.556	18	26	44	48.0	19	8	17	6	1	74	85.3
ROBERT MORRIS	11/17/13	87-49	W	28-57	.491	7-19	.368	24-34	.706	17	39	56	50.0	19	20	15	11	9	87	85.8
TEXAS-ARLINGTON	11/19/13	105-76	W	35-69	.507	8-19	.421	27-39	.692	20	26	46	49.2	21	18	8	8	7	105	89.6
CLEVELAND STATE	11/25/13	68-61	W	19-53	.358	3-14	.214	27-35	.771	18	24	42	48.0	17	10	11	7	2	68	86.0
EASTERN MICHIGAN	11/27/13	81-63	W	25-58	.431	3-16	.188	28-40	.700	19	33	52	48.6	17	11	20	9	3	81	85.3
vs Providence	12/01/13	79-65	W	27-42	.643	6-8	.750	19-25	.760	7	28	35	46.9	22	12	14	11	3	79	84.5
vs Baylor	12/06/13	62-67	L	21-50	.420	8-17	.471	12-23	.522	10	15	25	44.4	16	19	9	5	0	62	82.0
BOISE STATE	12/10/13	70-55	W	27-51	.529	4-17	.235	12-18	.667	11	32	43	44.3	12	7	19	10	4	70	80.8
at North Carolina	12/14/13	77-82	L	22-54	.407	4-12	.333	29-43	.674	17	27	44	44.3	31	9	17	7	7	77	80.5
BELMONT	12/21/13	93-80	W	32-58	.552	3-14	.214	26-36	.722	13	29	42	44.1	17	14	7	4	2	93	81.5
Kentucky		978		319-662	.482	60-189	.317	280-415	.675	185	344	529	44.1	225	152	156	89	49	978	81.5
Opponents		796		284-746	.381	70-220	.318	158-236	.669	157	219	376	31.3	310	123	126	29	71	796	66.3

Games played: 12
Points/game: 81.5
FG Pct: 48.2
3FG Pct: 31.7
FT Pct: 67.5

Rebounds/game: 44.1
Assists/game: 12.7
Turnovers/game: 13.0
Assist/turnover ratio: 1.0
Steals/game: 4.1
Blocks/game: 7.4

2013-14 UK Basketball
Kentucky Opponent Game-by-Game (as of Dec 21, 2013)
All games

OPPONENT STATISTICS

Opponent	Date	Score	W	Total		3-Pointers		Free throws		Rebounds				pf	a	t/o	blk	stl	pts	avg
				fg-fga	pct	3fg-fga	pct	ft-fta	pct	off	def	tot	avg							
UNC ASHEVILLE	11/08/13	89-57	W	22-57	.386	3-13	.231	10-21	.476	11	20	31	31.0	32	9	15	3	1	57	57.0
NORTHERN KENTUCKY	11/10/13	93-63	W	21-64	.328	9-35	.257	12-15	.800	9	14	23	27.0	25	7	7	0	2	63	60.0
vs Michigan State	11/12/13	74-78	L	30-63	.476	5-12	.417	13-17	.765	10	22	32	28.7	27	17	7	3	13	78	66.0
ROBERT MORRIS	11/17/13	87-49	W	16-69	.232	6-23	.261	11-20	.550	18	15	33	29.8	26	6	14	1	4	49	61.8
TEXAS-ARLINGTON	11/19/13	105-76	W	26-63	.413	8-19	.421	16-22	.727	15	19	34	30.6	29	9	16	0	3	76	64.6
CLEVELAND STATE	11/25/13	68-61	W	21-59	.356	5-15	.333	14-15	.933	14	21	35	31.3	28	10	11	1	7	61	64.0
EASTERN MICHIGAN	11/27/13	81-63	W	24-66	.364	4-19	.211	11-17	.647	12	21	33	31.6	31	9	13	4	9	63	63.9
vs Providence	12/01/13	79-65	W	19-61	.311	10-19	.526	17-23	.739	18	12	30	31.4	22	8	6	3	5	65	64.0
vs Baylor	12/06/13	62-67	L	26-55	.473	2-11	.182	13-22	.591	18	23	41	32.4	18	14	13	6	4	67	64.3
BOISE STATE	12/10/13	70-55	W	22-69	.319	5-17	.294	6-6	1.000	14	13	27	31.9	17	5	8	1	8	55	63.4
at North Carolina	12/14/13	77-82	L	27-56	.482	2-7	.286	26-45	.578	12	20	32	31.9	26	10	9	6	10	82	65.1
BELMONT	12/21/13	93-80	W	30-64	.469	11-30	.367	9-13	.692	6	19	25	31.3	29	19	7	1	5	80	66.3
Opponents		796		284-746	.381	70-220	.318	158-236	.669	157	219	376	31.3	310	123	126	29	71	796	66.3
Kentucky		978		319-662	.482	60-189	.317	280-415	.675	185	344	529	44.1	225	152	156	89	49	978	81.5

Games played: 12
Points/game: 66.3
FG Pct: 38.1
3FG Pct: 31.8
FT Pct: 66.9

Rebounds/game: 31.3
Assists/game: 10.3
Turnovers/game: 10.5
Assist/turnover ratio: 1.0
Steals/game: 5.9
Blocks/game: 2.4

2013-14 UK Basketball
Kentucky Team Game-by-Game Comparison (as of Dec 21, 2013)
All games

Opponent	1st	2nd	Score	Mar	Total FG	FG Pct	3-Pointers	3FG Pct	Free Throws	FT Pct	Rebounds	Assist	T/Over	Block	Steal	Fouls
UNC ASHEVILLE	41/31	48/26	89-57	+32	28-60/22-57	.467/.386	3-11/3-13	.273/.231	30-48/10-21	.625/.476	49/31 +18	12/9	7/15	6/3	8/1	20/32
NORTHERN KENTUCKY	48/22	45/41	93-63	+30	30-55/21-64	.545/.328	7-22/9-35	.318/.257	26-38/12-15	.684/.800	51/23 +28	12/7	12/7	5/0	3/2	14/25
Michigan State	32/44	42/34	74-78	(4)	25-55/30-63	.455/.476	4-20/5-12	.200/.417	20-36/13-17	.556/.765	44/32 +12	8/17	17/7	6/3	1/13	19/27
ROBERT MORRIS	44/20	43/29	87-49	+38	28-57/16-69	.491/.232	7-19/6-23	.368/.261	24-34/11-20	.706/.550	56/33 +23	20/6	15/14	11/1	9/4	19/26
TEXAS-ARLINGTON	42/33	63/43	105-76	+29	35-69/26-63	.507/.413	8-19/8-19	.421/.421	27-39/16-22	.692/.727	46/34 +12	18/9	8/16	8/0	7/3	21/29
CLEVELAND STATE	27/31	41/30	68-61	+7	19-53/21-59	.358/.356	3-14/5-15	.214/.333	27-35/14-15	.771/.933	42/35 +7	10/10	11/11	7/1	2/7	17/28
EASTERN MICHIGAN	35/32	46/31	81-63	+18	25-58/24-66	.431/.364	3-16/4-19	.188/.211	28-40/11-17	.700/.647	52/33 +19	11/9	20/13	9/4	3/9	17/31
Providence	39/35	40/30	79-65	+14	27-42/19-61	.643/.311	6-8/10-19	.750/.526	19-25/17-23	.760/.739	35/30 +5	12/8	14/6	11/3	3/5	22/22
Baylor	38/35	24/32	62-67	(5)	21-50/26-55	.420/.473	8-17/2-11	.471/.182	12-23/13-22	.522/.591	25/41 (16)	19/14	9/13	5/6	0/4	16/18
BOISE STATE	41/31	29/24	70-55	+15	27-51/22-69	.529/.319	4-17/5-17	.235/.294	12-18/6-6	.667/1000	43/27 +16	7/5	19/8	10/1	4/8	12/17
North Carolina	30/33	47/49	77-82	(5)	22-54/27-56	.407/.482	4-12/2-7	.333/.286	29-43/26-45	.674/.578	44/32 +12	9/10	17/9	7/6	7/10	31/26
BELMONT	41/43	52/37	93-80	+13	32-58/30-64	.552/.469	3-14/11-30	.214/.367	26-36/9-13	.722/.692	42/25 +17	14/19	7/7	4/1	2/5	17/29

Note: Game totals are displayed in the format TEAM/OPPONENT for each category

2013-14 UK Basketball
Kentucky Team Game-by-Game Comparison (as of Dec 21, 2013)
All games -- 1st half only

Opponent	1st	2nd	Score	Mar	Total FG	FG Pct	3-Pointers	3FG Pct	Free Throws	FT Pct	Rebounds	Assist	T/Over	Block	Steal	Fouls
UNC ASHEVILLE	41/31	48/26	89-57	+32	11-29/12-29	.379/.414	2-6/2-7	.333/.286	17-31/5-11	.548/.455	24/19 +5	4/5	4/10	4/1	3/1	12/19
NORTHERN KENTUCKY	48/22	45/41	93-63	+30	18-33/9-31	.545/.290	5-13/3-18	.385/.167	7-12/1-3	.583/.333	29/12 +17	9/3	4/4	2/0	0/1	4/8
Michigan State	32/44	42/34	74-78	(4)	11-27/18-31	.407/.581	4-11/3-6	.364/.500	6-10/5-5	.600/1000	16/16 -	4/10	9/5	2/1	1/7	7/11
ROBERT MORRIS	44/20	43/29	87-49	+38	13-30/6-30	.433/.200	4-12/2-7	.333/.286	14-16/6-10	.875/.600	29/14 +15	8/3	10/9	5/0	6/3	9/13
TEXAS-ARLINGTON	42/33	63/43	105-76	+29	16-34/13-32	.471/.406	3-9/4-8	.333/.500	7-9/3-4	.778/.750	17/21 (4)	8/6	4/10	5/0	4/2	7/10
CLEVELAND STATE	27/31	41/30	68-61	+7	7-26/11-32	.269/.344	0-6/1-6	.000/.167	13-18/8-9	.722/.889	22/20 +2	3/5	7/5	6/1	1/5	8/13
EASTERN MICHIGAN	35/32	46/31	81-63	+18	10-23/12-31	.435/.387	1-8/2-8	.125/.250	14-21/6-9	.667/.667	21/16 +5	4/5	11/7	4/2	1/6	9/18
Providence	39/35	40/30	79-65	+14	16-26/11-33	.615/.333	4-5/6-8	.800/.750	3-6/7-11	.500/.636	20/16 +4	7/6	7/1	6/3	0/3	8/7
Baylor	38/35	24/32	62-67	(5)	14-30/15-29	.467/.517	6-10/2-7	.600/.286	4-10/3-5	.400/.600	15/18 (3)	12/8	3/7	3/4	0/1	5/6
BOISE STATE	41/31	29/24	70-55	+15	17-31/14-34	.548/.412	4-13/3-9	.308/.333	3-7/0-0	.429/.000	23/12 +11	5/4	9/5	5/0	2/4	4/6
North Carolina	30/33	47/49	77-82	(5)	10-25/10-26	.400/.385	1-5/1-3	.200/.333	9-17/12-21	.529/.571	25/14 +11	4/5	10/4	5/3	3/6	15/11
BELMONT	41/43	52/37	93-80	+13	16-33/17-36	.485/.472	2-10/7-18	.200/.389	7-12/2-2	.583/1000	22/19 +3	7/11	4/3	2/1	0/3	7/13

Note: Game totals are displayed in the format TEAM/OPPONENT for each category

2013-14 UK Basketball
Kentucky Team Game-by-Game Comparison (as of Dec 21, 2013)
All games -- 2nd half only

Opponent	1st	2nd	Score	Mar	Total FG	FG Pct	3-Pointers	3FG Pct	Free Throws	FT Pct	Rebounds	Assist	T/Over	Block	Steal	Fouls
UNC ASHEVILLE	41/31	48/26	89-57	+32	17-31/10-28	.548/.357	1-5/1-6	.200/.167	13-17/5-10	.765/.500	25/12 +13	8/4	3/5	2/2	5/0	8/13
NORTHERN KENTUCKY	48/22	45/41	93-63	+30	12-22/12-33	.545/.364	2-9/6-17	.222/.353	19-26/11-12	.731/.917	22/11 +11	3/4	8/3	3/0	3/1	10/17
Michigan State	32/44	42/34	74-78	(4)	14-28/12-32	.500/.375	0-9/2-6	.000/.333	14-26/8-12	.538/.667	28/16 +12	4/7	8/2	4/2	0/6	12/16
ROBERT MORRIS	44/20	43/29	87-49	+38	15-27/10-39	.556/.256	3-7/4-16	.429/.250	10-18/5-10	.556/.500	27/19 +8	12/3	5/5	6/1	3/1	10/13
TEXAS-ARLINGTON	42/33	63/43	105-76	+29	19-35/13-31	.543/.419	5-10/4-11	.500/.364	20-30/13-18	.667/.722	29/13 +16	10/3	4/6	3/0	3/1	14/19
CLEVELAND STATE	27/31	41/30	68-61	+7	12-27/10-27	.444/.370	3-8/4-9	.375/.444	14-17/6-6	.824/1000	20/15 +5	7/5	4/6	1/0	1/2	9/15
EASTERN MICHIGAN	35/32	46/31	81-63	+18	15-35/12-35	.429/.343	2-8/2-11	.250/.182	14-19/5-8	.737/.625	31/17 +14	7/4	9/6	5/2	2/3	8/13
Providence	39/35	40/30	79-65	+14	11-16/8-28	.688/.286	2-3/4-11	.667/.364	16-19/10-12	.842/.833	15/14 +1	5/2	7/5	5/0	3/2	14/15
Baylor	38/35	24/32	62-67	(5)	7-20/11-26	.350/.423	2-7/0-4	.286/.000	8-13/10-17	.615/.588	10/23 (13)	7/6	6/6	2/2	0/3	11/12
BOISE STATE	41/31	29/24	70-55	+15	10-20/8-35	.500/.229	0-4/2-8	.000/.250	9-11/6-6	.818/1000	20/15 +5	2/1	10/3	5/1	2/4	8/11
North Carolina	30/33	47/49	77-82	(5)	12-29/17-30	.414/.567	3-7/1-4	.429/.250	20-26/14-24	.769/.583	19/18 +1	5/5	7/5	2/3	4/4	16/15
BELMONT	41/43	52/37	93-80	+13	16-25/13-28	.640/.464	1-4/4-12	.250/.333	19-24/7-11	.792/.636	20/6 +14	7/8	3/4	2/0	2/2	10/16

Note: Game totals are displayed in the format TEAM/OPPONENT for each category

2013-14 UK Basketball
Kentucky Individual Game-by-Game (as of Dec 21, 2013)
All games

#00 Lee, Marcus

Opponent	Date	gs	min	Total		3-Pointers		Free throws		Rebounds				pf	a	t/o	blk	stl	pts	avg	
				fg-fga	pct	3fg-fga	pct	ft-fa	pct	off	def	tot	avg								
UNC ASHEVILLE	11/08/13		15	7-8	.875	0-0	.000	3-7	.429	1	0	1	1.0	1	0	0	0	0	17	17.0	
NORTHERN KENTUCKY	11/10/13		14	1-2	.500	0-0	.000	1-2	.500	3	3	6	3.5	0	0	1	2	0	3	10.0	
vs Michigan State	11/12/13		1	0-0	.000	0-0	.000	0-0	.000	0	1	1	2.7	0	0	0	0	0	0	6.7	
ROBERT MORRIS	11/17/13	*	10	1-1	1.000	0-0	.000	0-0	.000	2	1	3	2.8	2	1	0	2	0	2	5.5	
TEXAS-ARLINGTON	11/19/13	*	12	4-5	.800	0-0	.000	2-2	1.000	2	0	2	2.6	2	0	0	3	0	10	6.4	
CLEVELAND STATE	11/25/13	*	4	1-2	.500	0-0	.000	0-0	.000	0	1	1	2.3	1	0	0	1	0	2	5.7	
EASTERN MICHIGAN	11/27/13	*	8	1-3	.333	0-0	.000	0-0	.000	1	2	3	2.4	0	0	0	1	0	2	5.1	
vs Providence	12/01/13		0	0-0	.000	0-0	.000	0-0	.000	0	0	0	2.1	0	0	0	0	0	0	4.5	
vs Baylor	12/06/13		4	0-0	.000	0-0	.000	0-1	.000	0	2	2	2.1	2	0	0	0	0	0	4.0	
BELMONT	12/21/13		10	0-1	.000	0-0	.000	0-0	.000	1	1	2	2.1	0	0	1	0	0	0	3.6	
Totals			4	78	15-22	.682	0-0	.000	6-12	.500	10	11	21	2.1	8	1	2	9	0	36	3.6

Games played: 10
Minutes/game: 7.8
Points/game: 3.6
FG Pct: 68.2
FT Pct: 50.0

Rebounds/game: 2.1
Assists/game: 0.1
Turnovers/game: 0.2
Assist/turnover ratio: 0.5
Blocks/game: 0.9

#01 Young, James

Opponent	Date	gs	min	Total		3-Pointers		Free throws		Rebounds				pf	a	t/o	blk	stl	pts	avg	
				fg-fga	pct	3fg-fga	pct	ft-fa	pct	off	def	tot	avg								
UNC ASHEVILLE	11/08/13	*	29	3-10	.300	2-5	.400	3-6	.500	2	2	4	4.0	2	1	1	1	0	11	11.0	
NORTHERN KENTUCKY	11/10/13	*	27	2-8	.250	1-6	.167	0-0	.000	0	1	1	2.5	0	1	2	0	0	5	8.0	
vs Michigan State	11/12/13	*	34	7-16	.438	3-11	.273	2-5	.400	2	2	4	3.0	0	2	1	0	1	19	11.7	
ROBERT MORRIS	11/17/13	*	24	4-11	.364	1-6	.167	1-2	.500	0	3	3	3.0	2	2	3	0	2	10	11.3	
TEXAS-ARLINGTON	11/19/13	*	29	8-14	.571	5-10	.500	5-7	.714	1	1	2	2.8	3	3	0	0	2	26	14.2	
CLEVELAND STATE	11/25/13	*	39	3-11	.273	1-4	.250	2-2	1.000	2	3	5	3.2	1	3	3	1	0	9	13.3	
EASTERN MICHIGAN	11/27/13	*	37	1-8	.125	0-6	.000	4-5	.800	1	5	6	3.6	2	4	5	0	1	6	12.3	
vs Providence	12/01/13	*	33	5-7	.714	3-4	.750	5-6	.833	0	3	3	3.5	4	1	2	0	1	18	13.0	
vs Baylor	12/06/13	*	38	5-11	.455	4-7	.571	0-2	.000	0	2	2	3.3	0	1	2	0	0	14	13.1	
BOISE STATE	12/10/13	*	31	7-15	.467	4-11	.364	3-4	.750	1	8	9	3.9	0	0	5	0	0	21	13.9	
at North Carolina	12/14/13	*	29	3-10	.300	2-6	.333	8-10	.800	1	4	5	4.0	5	1	1	0	2	16	14.1	
BELMONT	12/21/13	*	20	2-5	.400	0-2	.000	2-2	1.000	1	0	1	3.8	2	1	0	0	0	6	13.4	
Totals			12	370	50-126	.397	26-78	.333	35-51	.686	11	34	45	3.8	21	20	25	2	9	161	13.4

Games played: 12
Minutes/game: 30.8
Points/game: 13.4
FG Pct: 39.7
3FG Pct: 33.3
FT Pct: 68.6

Rebounds/game: 3.8
Assists/game: 1.7
Turnovers/game: 2.1
Assist/turnover ratio: 0.8
Steals/game: 0.8
Blocks/game: 0.2

2013-14 UK Basketball
Kentucky Individual Game-by-Game (as of Dec 21, 2013)
All games

#02 Harrison, Aaron

Opponent	Date	gs	min	Total		3-Pointers		Free throws		Rebounds				pf	a	t/o	blk	stl	pts	avg	
				fg-fga	pct	3fg-fga	pct	ft-fta	pct	off	def	tot	avg								
UNC ASHEVILLE	11/08/13	*	32	3-8	.375	1-3	.333	3-6	.500	0	5	5	5.0	2	0	2	1	4	10	10.0	
NORTHERN KENTUCKY	11/10/13	*	23	6-10	.600	1-5	.200	3-4	.750	1	0	1	3.0	3	1	0	1	1	16	13.0	
vs Michigan State	11/12/13	*	18	1-7	.143	0-5	.000	1-2	.500	0	1	1	2.3	2	2	2	1	0	3	9.7	
ROBERT MORRIS	11/17/13	*	27	7-12	.583	4-7	.571	10-10	1.000	1	3	4	2.8	1	3	2	1	2	28	14.3	
TEXAS-ARLINGTON	11/19/13	*	29	2-11	.182	0-5	.000	1-2	.500	0	2	2	2.6	1	2	3	0	0	5	12.4	
CLEVELAND STATE	11/25/13	*	32	3-8	.375	1-3	.333	4-6	.667	1	0	1	2.3	3	0	0	0	0	11	12.2	
EASTERN MICHIGAN	11/27/13	*	37	5-12	.417	3-7	.429	9-11	.818	0	7	7	3.0	3	2	0	0	0	22	13.6	
vs Providence	12/01/13	*	38	7-9	.778	1-2	.500	0-1	.000	1	2	3	3.0	3	4	2	0	0	15	13.8	
vs Baylor	12/06/13	*	35	4-9	.444	3-5	.600	4-4	1.000	0	2	2	2.9	4	6	3	0	0	15	13.9	
BOISE STATE	12/10/13	*	38	6-12	.500	0-4	.000	1-1	1.000	0	4	4	3.0	0	1	3	0	3	13	13.8	
at North Carolina	12/14/13	*	24	8-12	.667	1-1	1.000	3-3	1.000	2	1	3	3.0	2	0	1	0	2	20	14.4	
BELMONT	12/21/13	*	27	7-16	.438	1-5	.200	8-11	.727	1	5	6	3.3	3	7	1	1	1	23	15.1	
Totals			12	360	59-126	.468	16-52	.308	47-61	.770	7	32	39	3.3	27	28	19	5	13	181	15.1

Games played: 12
Minutes/game: 30.0
Points/game: 15.1
FG Pct: 46.8
3FG Pct: 30.8
FT Pct: 77.0

Rebounds/game: 3.3
Assists/game: 2.3
Turnovers/game: 1.6
Assist/turnover ratio: 1.5
Steals/game: 1.1
Blocks/game: 0.4

#03 Poison, Jarrod

Opponent	Date	gs	min	Total		3-Pointers		Free throws		Rebounds				pf	a	t/o	blk	stl	pts	avg	
				fg-fga	pct	3fg-fga	pct	ft-fta	pct	off	def	tot	avg								
UNC ASHEVILLE	11/08/13		7	0-0	.000	0-0	.000	0-0	.000	0	0	0	0.0	0	0	0	0	0	0	0.0	
NORTHERN KENTUCKY	11/10/13		6	0-0	.000	0-0	.000	0-0	.000	0	0	0	0.0	2	0	1	0	0	0	0.0	
ROBERT MORRIS	11/17/13		4	0-0	.000	0-0	.000	0-0	.000	0	0	0	0.0	1	1	0	0	0	0	0.0	
TEXAS-ARLINGTON	11/19/13		3	0-0	.000	0-0	.000	0-0	.000	0	0	0	0.0	0	1	0	0	0	0	0.0	
EASTERN MICHIGAN	11/27/13		2	0-0	.000	0-0	.000	0-0	.000	0	0	0	0.0	0	0	0	0	0	0	0.0	
BOISE STATE	12/10/13		1	0-0	.000	0-0	.000	0-0	.000	0	0	0	0.0	0	0	0	0	0	0	0.0	
at North Carolina	12/14/13		2	0-0	.000	0-0	.000	0-0	.000	0	0	0	0.0	1	0	0	0	0	0	0.0	
BELMONT	12/21/13		21	1-2	.500	1-1	1.000	0-0	.000	0	0	0	0.0	0	1	0	0	0	3	0.4	
Totals			0	46	1-2	.500	1-1	1.000	0-0	.000	0	0	0	0.0	4	3	1	0	0	3	0.4

Games played: 8
Minutes/game: 5.8
Points/game: 0.4
FG Pct: 50.0
3FG Pct: 100.0

Assists/game: 0.4
Turnovers/game: 0.1
Assist/turnover ratio: 3.0

2013-14 UK Basketball
Kentucky Individual Game-by-Game (as of Dec 21, 2013)
All games

#04 Hood, Jon

Opponent	Date	gs	min	Total		3-Pointers		Free throws		Rebounds				pf	a	t/o	blk	stl	pts	avg	
				fg-fga	pct	3fg-fga	pct	ft-fa	pct	off	def	tot	avg								
UNC ASHEVILLE	11/08/13		6	0-1	.000	0-1	.000	0-0	.000	0	0	0	0.0	0	1	0	0	1	0	0.0	
NORTHERN KENTUCKY	11/10/13		6	1-2	.500	1-2	.500	2-2	1.000	0	1	1	0.5	2	1	2	0	0	5	2.5	
ROBERT MORRIS	11/17/13		4	0-1	.000	0-0	.000	0-0	.000	0	0	0	0.3	0	1	0	0	0	0	1.7	
TEXAS-ARLINGTON	11/19/13		2	0-0	.000	0-0	.000	2-2	1.000	0	0	0	0.3	0	0	0	0	1	2	1.8	
Totals			0	18	1-4	.250	1-3	.333	4-4	1.000	0	1	1	0.3	2	3	2	0	2	7	1.8

Games played: 4
Minutes/game: 4.5
Points/game: 1.8
FG Pct: 25.0
3FG Pct: 33.3
FT Pct: 100.0

Rebounds/game: 0.3
Assists/game: 0.8
Turnovers/game: 0.5
Assist/turnover ratio: 1.5
Steals/game: 0.5

#05 Harrison, Andrew

Opponent	Date	gs	min	Total		3-Pointers		Free throws		Rebounds				pf	a	t/o	blk	stl	pts	avg	
				fg-fga	pct	3fg-fga	pct	ft-fa	pct	off	def	tot	avg								
UNC ASHEVILLE	11/08/13	*	29	1-3	.333	0-1	.000	6-9	.667	0	0	0	0.0	3	5	1	0	0	8	8.0	
NORTHERN KENTUCKY	11/10/13	*	26	4-7	.571	2-3	.667	3-3	1.000	0	2	2	1.0	2	2	1	0	0	13	10.5	
vs Michigan State	11/12/13	*	38	3-6	.500	1-1	1.000	4-4	1.000	0	1	1	1.0	4	3	4	0	0	11	10.7	
ROBERT MORRIS	11/17/13	*	29	2-4	.500	2-4	.500	2-4	.500	0	8	8	2.8	3	2	2	0	1	8	10.0	
TEXAS-ARLINGTON	11/19/13	*	29	3-7	.429	2-2	1.000	7-8	.875	2	1	3	2.8	3	6	2	0	1	15	11.0	
CLEVELAND STATE	11/25/13	*	21	4-9	.444	0-4	.000	4-5	.800	0	0	0	2.3	5	5	1	0	0	12	11.2	
EASTERN MICHIGAN	11/27/13	*	26	2-6	.333	0-1	.000	4-5	.800	0	0	0	2.0	4	3	5	1	0	8	10.7	
vs Providence	12/01/13	*	22	0-2	.000	0-0	.000	8-8	1.000	0	2	2	2.0	4	1	3	0	0	8	10.4	
vs Baylor	12/06/13	*	35	2-9	.222	1-4	.250	2-4	.500	1	0	1	1.9	4	6	1	1	0	7	10.0	
BOISE STATE	12/10/13	*	31	4-7	.571	0-1	.000	5-7	.714	0	3	3	2.0	3	2	3	0	0	13	10.3	
at North Carolina	12/14/13	*	37	3-11	.273	1-4	.250	10-17	.588	2	4	6	2.4	4	7	4	0	1	17	10.9	
BELMONT	12/21/13	*	20	2-5	.400	0-2	.000	3-4	.750	0	2	2	2.3	4	0	2	0	0	7	10.6	
Totals			12	343	30-76	.395	9-27	.333	58-78	.744	5	23	28	2.3	43	42	29	2	3	127	10.6

Games played: 12
Minutes/game: 28.6
Points/game: 10.6
FG Pct: 39.5
3FG Pct: 33.3
FT Pct: 74.4

Rebounds/game: 2.3
Assists/game: 3.5
Turnovers/game: 2.4
Assist/turnover ratio: 1.4
Steals/game: 0.3
Blocks/game: 0.2

#15 Cauley-Stein, Willie

Opponent	Date	gs	min	Total		3-Pointers		Free throws		Rebounds				pf	a	t/o	blk	stl	pts	avg	
				fg-fga	pct	3fg-fga	pct	ft-fa	pct	off	def	tot	avg								
UNC ASHEVILLE	11/08/13	*	18	1-3	.333	0-0	.000	1-2	.500	4	2	6	6.0	3	4	0	4	3	3	3.0	
NORTHERN KENTUCKY	11/10/13	*	20	3-5	.600	0-0	.000	1-2	.500	5	6	11	8.5	2	0	0	0	1	7	5.0	
vs Michigan State	11/12/13	*	27	2-4	.500	0-0	.000	1-3	.333	3	4	7	8.0	2	0	1	2	0	5	5.0	
ROBERT MORRIS	11/17/13		25	2-4	.500	0-0	.000	3-6	.500	4	9	13	9.3	2	2	2	4	1	7	5.5	
TEXAS-ARLINGTON	11/19/13		24	6-8	.750	0-0	.000	2-3	.667	4	6	10	9.4	4	1	0	1	2	14	7.2	
CLEVELAND STATE	11/25/13		30	3-6	.500	0-0	.000	5-7	.714	1	3	4	8.5	1	0	0	4	2	11	7.8	
EASTERN MICHIGAN	11/27/13		25	6-12	.500	0-0	.000	3-7	.429	3	5	8	8.4	2	2	2	7	1	15	8.9	
vs Providence	12/01/13	*	36	7-8	.875	0-0	.000	1-1	1.000	3	5	8	8.4	4	1	1	9	0	15	9.6	
vs Baylor	12/06/13	*	33	4-7	.571	0-0	.000	0-2	.000	1	2	3	7.8	2	2	0	3	0	8	9.4	
BOISE STATE	12/10/13	*	25	3-3	1.000	0-0	.000	0-2	.000	4	3	7	7.7	2	0	2	9	1	6	9.1	
at North Carolina	12/14/13	*	29	2-3	.667	0-0	.000	1-2	.500	5	7	12	8.1	4	1	4	5	2	5	8.7	
BELMONT	12/21/13	*	31	8-10	.800	0-0	.000	0-0	.000	4	3	7	8.0	1	1	1	2	0	16	9.3	
Totals			8	323	47-73	.644	0-0	.000	18-37	.486	41	55	96	8.0	29	14	13	50	13	112	9.3

Games played: 12
Minutes/game: 26.9
Points/game: 9.3
FG Pct: 64.4
FT Pct: 48.6

Rebounds/game: 8.0
Assists/game: 1.2
Turnovers/game: 1.1
Assist/turnover ratio: 1.1
Steals/game: 1.1
Blocks/game: 4.2

2013-14 UK Basketball
Kentucky Individual Game-by-Game (as of Dec 21, 2013)
All games

#22 Poythress, Alex

Opponent	Date	gs	min	Total		3-Pointers		Free throws		Rebounds				pf	a	t/o	blk	stl	pts	avg
				fg-fga	pct	3fg-fga	pct	ft-fa	pct	off	def	tot	avg							
UNC ASHEVILLE	11/08/13		21	5-9	.556	0-1	.000	0-1	.000	6	7	13	13.0	2	0	0	0	0	10	10.0
NORTHERN KENTUCKY	11/10/13		20	4-7	.571	1-2	.500	0-0	.000	1	6	7	10.0	1	2	0	0	1	9	9.5
vs Michigan State	11/12/13		27	2-6	.333	0-2	.000	3-4	.750	7	5	12	10.7	2	0	1	3	0	7	8.7
ROBERT MORRIS	11/17/13		12	1-5	.200	0-1	.000	0-2	.000	2	2	4	9.0	2	3	2	0	1	2	7.0
TEXAS-ARLINGTON	11/19/13		15	0-2	.000	0-0	.000	0-2	.000	1	3	4	8.0	2	1	0	1	0	0	5.6
CLEVELAND STATE	11/25/13		15	2-6	.333	1-2	.500	2-2	1.000	3	4	7	7.8	1	0	1	1	0	7	5.8
EASTERN MICHIGAN	11/27/13		23	1-1	1.000	0-0	.000	1-2	.500	2	4	6	7.6	1	0	2	0	1	3	5.4
vs Providence	12/01/13		15	2-3	.667	1-1	1.000	0-0	.000	0	1	1	6.8	1	0	2	2	0	5	5.4
vs Baylor	12/06/13		6	0-1	.000	0-0	.000	0-2	.000	1	1	2	6.2	3	0	1	0	0	0	4.8
BOISE STATE	12/10/13		17	0-1	.000	0-0	.000	0-0	.000	2	1	3	5.9	2	1	0	0	0	0	4.3
at North Carolina	12/14/13		24	2-4	.500	0-1	.000	2-3	.667	5	3	8	6.1	5	0	1	1	0	6	4.5
BELMONT	12/21/13		18	3-6	.500	1-1	1.000	0-0	.000	1	4	5	6.0	1	1	0	0	0	7	4.7
Totals		0	213	22-51	.431	4-11	.364	8-18	.444	31	41	72	6.0	23	8	10	8	3	56	4.7

Games played: 12
Minutes/game: 17.8
Points/game: 4.7
FG Pct: 43.1
3FG Pct: 36.4
FT Pct: 44.4

Rebounds/game: 6.0
Assists/game: 0.7
Turnovers/game: 0.8
Assist/turnover ratio: 0.8
Steals/game: 0.3
Blocks/game: 0.7

#24 Floreal, E.J.

Opponent	Date	gs	min	Total		3-Pointers		Free throws		Rebounds				pf	a	t/o	blk	stl	pts	avg
				fg-fga	pct	3fg-fga	pct	ft-fa	pct	off	def	tot	avg							
ROBERT MORRIS	11/17/13		2	1-1	1.000	0-0	.000	0-0	.000	0	1	1	1.0	1	0	0	1	1	2	2.0
Totals		0	2	1-1	1.000	0-0	.000	0-0	.000	0	1	1	1.0	1	0	0	1	1	2	2.0

Games played: 1
Minutes/game: 2.0
Points/game: 2.0
FG Pct: 100.0

Rebounds/game: 1.0
Steals/game: 1.0
Blocks/game: 1.0

#25 Hawkins, Dominique

Opponent	Date	gs	min	Total		3-Pointers		Free throws		Rebounds				pf	a	t/o	blk	stl	pts	avg
				fg-fga	pct	3fg-fga	pct	ft-fa	pct	off	def	tot	avg							
UNC ASHEVILLE	11/08/13		4	0-0	.000	0-0	.000	0-0	.000	0	1	1	1.0	0	0	0	0	0	0	0.0
NORTHERN KENTUCKY	11/10/13		6	0-1	.000	0-1	.000	0-0	.000	0	1	1	1.0	0	1	0	0	0	0	0.0
vs Michigan State	11/12/13		6	0-0	.000	0-0	.000	0-0	.000	0	0	0	0.7	1	0	0	0	0	0	0.0
ROBERT MORRIS	11/17/13		18	2-4	.500	0-1	.000	0-0	.000	1	0	1	0.8	1	3	0	1	1	4	1.0
TEXAS-ARLINGTON	11/19/13		13	1-3	.333	1-1	1.000	0-1	.000	0	1	1	0.8	2	0	0	0	1	3	1.4
CLEVELAND STATE	11/25/13		14	0-1	.000	0-1	.000	1-2	.500	0	1	1	0.8	3	0	1	0	0	1	1.3
EASTERN MICHIGAN	11/27/13		10	0-1	.000	0-1	.000	1-2	.500	0	1	1	0.9	1	0	1	0	0	1	1.3
vs Providence	12/01/13		17	2-2	1.000	1-1	1.000	0-0	.000	0	1	1	0.9	1	1	0	0	1	5	1.8
vs Baylor	12/06/13		7	1-2	.500	0-1	.000	0-0	.000	0	1	1	0.9	0	0	0	0	0	2	1.8
BOISE STATE	12/10/13		18	0-2	.000	0-1	.000	0-0	.000	0	0	0	0.8	3	2	1	0	0	0	1.6
at North Carolina	12/14/13		18	0-1	.000	0-0	.000	0-2	.000	0	1	1	0.8	2	0	1	0	0	0	1.5
BELMONT	12/21/13		22	1-3	.333	0-2	.000	0-0	.000	2	2	4	1.1	1	3	1	0	1	2	1.5
Totals		0	153	7-20	.350	2-10	.200	2-7	.286	3	10	13	1.1	15	10	5	1	4	18	1.5

Games played: 12
Minutes/game: 12.8
Points/game: 1.5
FG Pct: 35.0
3FG Pct: 20.0
FT Pct: 28.6

Rebounds/game: 1.1
Assists/game: 0.8
Turnovers/game: 0.4
Assist/turnover ratio: 2.0
Steals/game: 0.3
Blocks/game: 0.1

2013-14 UK Basketball
Kentucky Individual Game-by-Game (as of Dec 21, 2013)
All games

#30 Randle, Julius

Opponent	Date	gs	min	Total		3-Pointers		Free throws		Rebounds				pf	a	t/o	blk	stl	pts	avg	
				fg-fga	pct	3fg-fga	pct	ft-fta	pct	off	def	tot	avg								
UNC ASHEVILLE	11/08/13	*	26	6-13	.462	0-0	.000	11-13	.846	6	10	16	16.0	3	1	2	0	0	23	23.0	
NORTHERN KENTUCKY	11/10/13	*	29	6-7	.857	0-1	.000	10-14	.714	5	9	14	15.0	2	3	2	1	0	22	22.5	
vs Michigan State	11/12/13	*	35	9-14	.643	0-1	.000	9-15	.600	4	9	13	14.3	4	1	8	0	0	27	24.0	
ROBERT MORRIS	11/17/13	*	28	5-9	.556	0-0	.000	0-1	.000	5	10	15	14.5	1	2	3	2	0	10	20.5	
TEXAS-ARLINGTON	11/19/13	*	29	7-12	.583	0-1	.000	8-10	.800	5	5	10	13.6	3	4	2	2	0	22	20.8	
CLEVELAND STATE	11/25/13	*	38	3-10	.300	0-0	.000	9-11	.818	7	8	15	13.8	1	2	5	0	0	15	19.8	
EASTERN MICHIGAN	11/27/13	*	22	5-10	.500	0-1	.000	4-4	1.000	6	4	10	13.3	2	0	5	0	0	14	19.0	
vs Providence	12/01/13	*	34	4-10	.400	0-0	.000	4-7	.571	0	8	8	12.6	3	4	2	0	1	12	18.1	
vs Baylor	12/06/13	*	38	5-10	.500	0-0	.000	6-8	.750	3	5	8	12.1	1	4	2	1	0	16	17.9	
BOISE STATE	12/10/13	*	28	7-11	.636	0-0	.000	3-4	.750	3	8	11	12.0	1	1	4	1	0	17	17.8	
at North Carolina	12/14/13	*	29	3-9	.333	0-0	.000	5-6	.833	0	5	5	11.4	4	0	4	1	0	11	17.2	
BELMONT	12/21/13	*	28	8-10	.800	0-1	.000	13-19	.684	2	8	10	11.3	5	0	1	1	0	29	18.2	
Totals			12	364	68-125	.544	0-5	.000	82-112	.732	46	89	135	11.3	30	22	40	9	1	218	18.2

Games played: 12
Minutes/game: 30.3
Points/game: 18.2
FG Pct: 54.4
3FG Pct: 0.0
FT Pct: 73.2

Rebounds/game: 11.3
Assists/game: 1.8
Turnovers/game: 3.3
Assist/turnover ratio: 0.6
Steals/game: 0.1
Blocks/game: 0.8

#35 Willis, Derek

Opponent	Date	gs	min	Total		3-Pointers		Free throws		Rebounds				pf	a	t/o	blk	stl	pts	avg	
				fg-fga	pct	3fg-fga	pct	ft-fta	pct	off	def	tot	avg								
UNC ASHEVILLE	11/08/13		4	0-0	.000	0-0	.000	2-2	1.000	0	0	0	0.0	0	0	1	0	0	2	2.0	
NORTHERN KENTUCKY	11/10/13		6	1-2	.500	1-2	.500	3-6	.500	0	2	2	1.0	0	0	2	0	0	6	4.0	
ROBERT MORRIS	11/17/13		4	1-2	.500	0-0	.000	4-4	1.000	0	1	1	1.0	0	0	0	0	0	6	4.7	
TEXAS-ARLINGTON	11/19/13		2	0-0	.000	0-0	.000	0-0	.000	0	0	0	0.8	0	0	0	0	0	0	3.5	
vs Providence	12/01/13		1	0-0	.000	0-0	.000	0-0	.000	0	0	0	0.6	0	0	0	0	0	0	2.8	
at North Carolina	12/14/13		1	0-0	.000	0-0	.000	0-0	.000	0	0	0	0.5	0	0	0	0	0	0	2.3	
BELMONT	12/21/13		3	0-0	.000	0-0	.000	0-0	.000	0	1	1	0.6	0	0	0	0	0	0	2.0	
Totals			0	21	2-4	.500	1-2	.500	9-12	.750	0	4	4	0.6	0	0	3	0	0	14	2.0

Games played: 7
Minutes/game: 3.0
Points/game: 2.0
FG Pct: 50.0
3FG Pct: 50.0
FT Pct: 75.0

Rebounds/game: 0.6
Turnovers/game: 0.4

2013-14 UK Basketball
Kentucky Individual Game-by-Game (as of Dec 21, 2013)
All games

#44 Johnson, Dakari

Opponent	Date	gs	min	Total		3-Pointers		Free throws		Rebounds				pf	a	t/o	blk	stl	pts	avg
				fg-fga	pct	3fg-fga	pct	ft-fga	pct	off	def	tot	avg							
UNC ASHEVILLE	11/08/13	9		2-5	.400	0-0	.000	1-2	.500	0	1	1	1.0	4	0	0	0	0	5	5.0
NORTHERN KENTUCKY	11/10/13	17		2-4	.500	0-0	.000	3-5	.600	1	3	4	2.5	0	1	1	1	0	7	6.0
vs Michigan State	11/12/13	14		1-2	.500	0-0	.000	0-3	.000	2	3	5	3.3	4	0	0	0	0	2	4.7
ROBERT MORRIS	11/17/13	13		2-3	.667	0-0	.000	4-5	.800	2	1	3	3.3	3	0	1	0	0	8	5.5
TEXAS-ARLINGTON	11/19/13	13		4-7	.571	0-0	.000	0-2	.000	4	4	8	4.2	1	0	1	1	0	8	6.0
CLEVELAND STATE	11/25/13	7		0-0	.000	0-0	.000	0-0	.000	1	1	2	3.8	1	0	0	0	0	0	5.0
EASTERN MICHIGAN	11/27/13	10		4-5	.800	0-0	.000	2-4	.500	4	3	7	4.3	2	0	0	0	0	10	5.7
vs Providence	12/01/13	4		0-1	.000	0-0	.000	1-2	.500	1	2	3	4.1	2	0	1	0	0	1	5.1
vs Baylor	12/06/13	4		0-1	.000	0-0	.000	0-0	.000	1	0	1	3.8	0	0	0	0	0	0	4.6
BOISE STATE	12/10/13	11		0-0	.000	0-0	.000	0-0	.000	0	1	1	3.5	1	0	0	0	0	0	4.1
at North Carolina	12/14/13	7		1-4	.250	0-0	.000	0-0	.000	2	1	3	3.5	3	0	1	0	0	2	3.9
Totals		0	109	16-32	.500	0-0	.000	11-23	.478	18	20	38	3.5	21	1	5	2	0	43	3.9

Games played: 11
Minutes/game: 9.9
Points/game: 3.9
FG Pct: 50.0
FT Pct: 47.8

Rebounds/game: 3.5
Assists/game: 0.1
Turnovers/game: 0.5
Assist/turnover ratio: 0.2
Blocks/game: 0.2

#TM TEAM

Opponent	Date	gs	min	Total		3-Pointers		Free throws		Rebounds				pf	a	t/o	blk	stl	pts	avg
				fg-fga	pct	3fg-fga	pct	ft-fga	pct	off	def	tot	avg							
UNC ASHEVILLE	11/08/13	0		0-0	.000	0-0	.000	0-0	.000	0	2	2	2.0	0	0	0	0	0	0	0.0
NORTHERN KENTUCKY	11/10/13	0		0-0	.000	0-0	.000	0-0	.000	0	1	1	1.5	0	0	0	0	0	0	0.0
vs Michigan State	11/12/13	0		0-0	.000	0-0	.000	0-0	.000	0	0	0	1.0	0	0	0	0	0	0	0.0
ROBERT MORRIS	11/17/13	0		0-0	.000	0-0	.000	0-0	.000	0	0	0	0.8	0	0	0	0	0	0	0.0
TEXAS-ARLINGTON	11/19/13	0		0-0	.000	0-0	.000	0-0	.000	1	3	4	1.4	0	0	0	0	0	0	0.0
CLEVELAND STATE	11/25/13	0		0-0	.000	0-0	.000	0-0	.000	3	3	6	2.2	0	0	0	0	0	0	0.0
EASTERN MICHIGAN	11/27/13	0		0-0	.000	0-0	.000	0-0	.000	2	2	4	2.4	0	0	0	0	0	0	0.0
vs Providence	12/01/13	0		0-0	.000	0-0	.000	0-0	.000	2	4	6	2.9	0	0	1	0	0	0	0.0
vs Baylor	12/06/13	0		0-0	.000	0-0	.000	0-0	.000	3	0	3	2.9	0	0	0	0	0	0	0.0
BOISE STATE	12/10/13	0		0-0	.000	0-0	.000	0-0	.000	1	4	5	3.1	0	0	1	0	0	0	0.0
at North Carolina	12/14/13	0		0-0	.000	0-0	.000	0-0	.000	0	1	1	2.9	1	0	0	0	0	0	0.0
BELMONT	12/21/13	0		0-0	.000	0-0	.000	0-0	.000	1	3	4	3.0	0	0	0	0	0	0	0.0
Totals		0	0	0-0	.000	0-0	.000	0-0	.000	13	23	36	3.0	1	0	2	0	0	0	0.0

Games played: 12

Rebounds/game: 3.0
Turnovers/game: 0.2

2013-14 UK Basketball
Kentucky Points-Rebounds-Assists (as of Dec 21, 2013)
All games

Opponent	Date	Score		00	01	02	03	04	05	15
				LEE,MARCUS	YOUNG,JAME	HARRISON,A	POLSON,JAR	HOOD,JON	HARRISON,A	CAULEY-STE
UNC ASHEVILLE	11/08/13	89-57	w	17-1-0	11-4-1	10-5-0	0-0-0	0-0-1	8-0-5	3-6-4
NORTHERN KENTUCKY	11/10/13	93-63	w	3-6-0	5-1-1	16-1-1	0-0-0	5-1-1	13-2-2	7-11-0
vs Michigan State	11/12/13	74-78	L	0-1-0	19-4-2	3-1-2	DNP	DNP	11-1-3	5-7-0
ROBERT MORRIS	11/17/13	87-49	w	2-3-1	10-3-2	28-4-3	0-0-1	0-0-1	8-8-2	7-13-2
TEXAS-ARLINGTON	11/19/13	105-76	w	10-2-0	26-2-3	5-2-2	0-0-1	2-0-0	15-3-6	14-10-1
CLEVELAND STATE	11/25/13	68-61	w	2-1-0	9-5-3	11-1-0	DNP	DNP	12-0-5	11-4-0
EASTERN MICHIGAN	11/27/13	81-63	w	2-3-0	6-6-4	22-7-2	0-0-0	DNP	8-0-3	15-8-2
vs Providence	12/01/13	79-65	w	0-0-0	18-3-1	15-3-4	DNP	DNP	8-2-1	15-8-1
vs Baylor	12/06/13	62-67	L	0-2-0	14-2-1	15-2-6	DNP	DNP	7-1-6	8-3-2
BOISE STATE	12/10/13	70-55	w	DNP	21-9-0	13-4-1	0-0-0	DNP	13-3-2	6-7-0
at North Carolina	12/14/13	77-82	L	DNP	16-5-1	20-3-0	0-0-0	DNP	17-6-7	5-12-1
BELMONT	12/21/13	93-80	w	0-2-0	6-1-1	23-6-7	3-0-1	DNP	7-2-0	16-7-1

Opponent	Date	Score		22	24	25	30	35	44
				POYTHRESS,	FLOREAL,EJ	HAWKINS,DO	RANDLE,JUL	WILLIS,DER	JOHNSON,DA
UNC ASHEVILLE	11/08/13	89-57	w	10-13-0	DNP	0-1-0	23-16-1	2-0-0	5-1-0
NORTHERN KENTUCKY	11/10/13	93-63	w	9-7-2	DNP	0-1-1	22-14-3	6-2-0	7-4-1
vs Michigan State	11/12/13	74-78	L	7-12-0	DNP	0-0-0	27-13-1	DNP	2-5-0
ROBERT MORRIS	11/17/13	87-49	w	2-4-3	2-1-0	4-1-3	10-15-2	6-1-0	8-3-0
TEXAS-ARLINGTON	11/19/13	105-76	w	0-4-1	DNP	3-1-0	22-10-4	0-0-0	8-8-0
CLEVELAND STATE	11/25/13	68-61	w	7-7-0	DNP	1-1-0	15-15-2	DNP	0-2-0
EASTERN MICHIGAN	11/27/13	81-63	w	3-6-0	DNP	1-1-0	14-10-0	DNP	10-7-0
vs Providence	12/01/13	79-65	w	5-1-0	DNP	5-1-1	12-8-4	0-0-0	1-3-0
vs Baylor	12/06/13	62-67	L	0-2-0	DNP	2-1-0	16-8-4	DNP	0-1-0
BOISE STATE	12/10/13	70-55	w	0-3-1	DNP	0-0-2	17-11-1	DNP	0-1-0
at North Carolina	12/14/13	77-82	L	6-8-0	DNP	0-1-0	11-5-0	0-0-0	2-3-0
BELMONT	12/21/13	93-80	w	7-5-1	DNP	2-4-3	29-10-0	0-1-0	DNP