

# KENTUCKY WILDCATS

EIGHT NATIONAL TITLES A PLAYERS FIRST PROGRAM FIRST PROGRAM TO 2,000 WINS

## SCHEDULE/RESULTS (15-4, 5-1 SEC)

Date	Opponent	Result/Time
N. 1	TRANSYLVANIA (Exh.) [FSS]	W, 76-42
N. 4	MONTEVALLO (Exh.) [FSS]	W, 95-72
N. 8	UNC ASHEVILLE [FSS]	W, 89-57
N. 10	NORTHERN KENTUCKY [FSS]	W, 93-63
N. 12 <sup>1</sup>	vs. No. 2/2 Michigan State [ESPN]	L, 78-74
N. 17 <sup>2</sup>	ROBERT MORRIS [ESPN2]	W, 87-49
N. 19 <sup>2</sup>	UT ARLINGTON [CSS]	W, 105-76
N. 25 <sup>2</sup>	CLEVELAND STATE [FSN]	W, 68-61
N. 27 <sup>2</sup>	EASTERN MICHIGAN [FSS]	W, 81-63
D. 1 <sup>3</sup>	vs. Providence [Fox Sports 1]	W, 79-65
D. 6 <sup>4</sup>	vs. No. 20/20 Baylor [ESPN]	L, 67-62
D. 10	BOISE STATE [ESPN]	W, 70-55
D. 14	at No. 18/21 North Carolina [ESPN]	L, 82-77
D. 21	BELMONT [ESPNU]	W, 93-80
D. 28	No. 6/4 LOUISVILLE [CBS]	W, 73-66
J. 8	* MISSISSIPPI STATE [SEC]	W, 85-63
J. 11	* at Vanderbilt [CBS]	W, 71-62
J. 14	* at Arkansas [ESPN]	L, 87-85 OT
J. 18	* TENNESSEE [CBS]	W, 74-66
J. 21	* TEXAS A&M [ESPN]	W, 68-51
J. 25	* GEORGIA [SEC]	W, 79-54
J. 28	* at LSU [ESPN]	9:00 p.m.
F. 1	* at Missouri [CBS]	1:00 p.m.
F. 4	* OLE MISS [ESPNU]	7:00 p.m.
F. 8	* at Mississippi State [SEC]	1:30 p.m.
F. 12	* at Auburn [SEC]	8:00 p.m.
F. 15	* FLORIDA [ESPN]	9:00 p.m.
F. 18	* at Ole Miss [ESPN]	7:00 p.m.
F. 22	* LSU [ESPN/ESPN2]	4:00 p.m.
F. 27	* ARKANSAS [ESPN/ESPN2]	7:00 p.m.
M. 1	* at South Carolina [ESPN/ESPN2]	6:00 p.m.
M. 4	* ALABAMA [ESPN]	9:00 p.m.
M. 8	* at Florida [CBS]	12:00 p.m.
M.12-16	<sup>5</sup> SEC Tournament (Atlanta)	TBA

<sup>1</sup> State Farm Champions Classic (United Center, Chicago, Ill.);  
<sup>2</sup> Keightley Classic (Rupp Arena, Lexington, Ky.); <sup>3</sup> Barclays Center (Brooklyn, N.Y.); <sup>4</sup> SEC/Big 12 Challenge (AT&T Stadium, Arlington, Texas); <sup>5</sup> SEC Tournament (Georgia Dome, Atlanta, Ga.)

## No. 11/11 Kentucky (15-4, 5-1) at LSU (12-6, 3-3)

Tuesday, Jan. 28 • 9:00 p.m. ET • Maravich Center (13,472) • Baton Rouge, La.

## GAMECENTER

### Kentucky Wildcats

Record: 15-4, 5-1 in SEC  
 Rankings: No. 11 (AP)/No. 11 (Coaches)  
 Last Game: Defeated Georgia, 79-54  
 Head Coach: John Calipari  
 Overall On-Court Record: 583-170 (.774)  
 at UK: 138-30 (.821)  
 Last Five Games: 4-1  
 Calipari vs. LSU: 5-0  
 All-Time Series: UK leads 83-24  
 Twitter: @KentuckyMBB

### LSU Tigers

Record: 12-6, 3-3 in SEC  
 Rankings: NR (AP)/NR (Coaches)  
 Last Game: Lost at Alabama, 82-80  
 Head Coach: Johnny Jones  
 Overall On-Court Record: 236-180 (.567)  
 at LSU: 31-18 (.633)  
 Last Five Games: 3-2  
 Jones vs. Kentucky: 0-1  
 Last Meeting: Kentucky, 75-70 (Jan. 26, 2013)

### UK/IMG Radio Network

Talent: Tom Leach (PxP), Mike Pratt (Analyst),  
 Sirius/XM Channel: 91/91

### Television Info

Network: ESPN  
 Talent: Brad Nessler (PxP), Dan Dakich (Analyst),  
 Shannon Spake (Sideline)

## CAT SCRATCHES

- The Wildcats are in their 111th season of basketball and are the national leaders in total wins with 2,126.
- Kentucky leads the all-time series with LSU by an 83-24 margin. UK leads the series in Baton Rouge by a 29-16 record. Tuesday's meeting is the first of two regular season matchups this season.
- Willie Cauley-Stein registered six blocks and a career-high six steals in the win over Georgia. He's the first player in the John Calipari era to register six or more in both defensive categories in the same game. Nerlens Noel was the last Wildcat with at least six swipes when he tallied six in a loss to Baylor on Dec. 1, 2012.
- As a team UK had 11 blocks and nine steals against Georgia. Both were season high tallies.
- Kentucky is shooting .705 at the charity stripe during SEC play. Five players have taken at least 20 shots from the foul line and each player is shooting .667 or better.
- Andrew Harrison has 22 assists compared to just 12 turnovers over the last five games for the Cats, nearly a 2-to-1 ratio.
- Four Wildcats have swatted at least six shots in the last five outings: Cauley-Stein, Dakari Johnson, Alex Poythress and Julius Randle.
- With 199 rebounds on the season, Randle now ranks ninth all-time for a UK freshman in a single year. That's two ahead of the pace of Anthony Davis through the same number of games. Davis owns the single-season freshman record with 415 during the 2011-12 season.
- Through 168 games as the head coach of UK John Calipari owns a 138-30 overall record. Adolph Rupp possessed a 137-31 record through the same number of games.
- Kentucky's win over Georgia in Rupp Arena marked the 21st-straight home victory for the Cats which is tied for the nation's fourth-longest home winning streak. UK is 80-2 in Rupp Arena in the Calipari era.

## POSSIBLE STARTING LINEUP (BASED ON LAST GAME)

### Willie Cauley-Stein

#15



Soph. - Forward  
 7-0 • 244  
 Olathe, Kan.  
 Pts. - 8.0  
 Rebs. - 6.8  
 Mins. - 25.6

### Aaron Harrison

#2



Fresh. - Guard  
 6-6 • 218  
 Richmond, Texas  
 Pts. - 13.7  
 Rebs. - 2.9  
 Mins. - 29.0

### Andrew Harrison

#5



Fresh. - Guard  
 6-6 • 215  
 Richmond, Texas  
 Pts. - 11.1  
 Assts. - 3.6  
 Mins. - 30.5

### Julius Randle

#30



Fresh. - Forward  
 6-9 • 250  
 Dallas, Texas  
 Pts. - 16.6  
 Rebs. - 10.5  
 Mins. - 29.3

### James Young

#1



Fresh. - For./Gua.  
 6-6 • 215  
 Rochester Hills, Mich.  
 Pts. - 14.2  
 Rebs. - 4.4  
 Mins. - 32.2

## MEDIA INFORMATION

### Numerical Roster

No.	Name	Pos.	Ht.	Wt.	Yr.	Exp.	Hometown (Previous School)
00	Marcus Lee	F	6-9	215	Fr.	HS	Antioch, Calif. (Deer Valley)
1	James Young	F/G	6-6	215	Fr.	HS	Rochester Hills, Mich. (Rochester)
2	Aaron Harrison	G	6-6	218	Fr.	HS	Richmond, Texas (Travis)
3	Jarrold Polson	G	6-2	182	Sr.	3L	Wilmore, Ky. (West Jessamine)
4	Jon Hood	G	6-7	215	Sr.	3L	Madisonville, Ky. (North Hopkins)
5	Andrew Harrison	G	6-6	215	Fr.	HS	Richmond, Texas (Travis)
13	Sam Malone	G	5-11	185	Jr.	2L	Scituate, Mass. (Scituate)
15	Willie Cauley-Stein	F	7-0	244	So.	1L	Olathe, Kan. (Northwest)
21	Tod Lanter	G	6-2	190	Jr.	1L	Lexington, Ky. (Gulf Coast St. CC)
22	Alex Poythress	F	6-8	239	So.	1L	Clarksville, Tenn. (Northeast)
24	EJ Floreal	G	6-3	195	Fr.	HS	Palo Alto, Calif. (Dunbar)
25	Dominique Hawkins	G	6-0	193	Fr.	HS	Richmond, Ky. (Madison Central)
30	Julius Randle	F	6-9	250	Fr.	HS	Dallas, Texas (Prestonwood Christian)
32	Brian Long	G	5-9	155	Jr.	2L	Dumont, N.J. (River Dell)
35	Derek Willis	F	6-9	205	Fr.	HS	Mt. Washington, Ky. (Bullit East)
44	Dakari Johnson	C	7-0	265	Fr.	HS	Brooklyn, N.Y. (Montverde Academy)

### Social Media Guide

UK Athletics	@UKAthleticsNews
Kentucky Basketball	@KentuckyMBB
John Calipari	@UKCoachCalipari
Willie Cauley-Stein	@TrillGeta15
EJ Floreal	@BouncyE_24
Aaron Harrison	@AaronICE2
Andrew Harrison	@DrewRoc5
Dominique Hawkins	@Dhawk_25
Jon Hood	@jonnylightning4
Dakari Johnson	@dslowmotion22
Tod Lanter	@tod_lanterIII
Marcus Lee	@SuperKingMe
Brian Long	@brianlong32
Sam Malone	@SamMaloneuk13
Jarrold Polson	@jpolson05
Alex Poythress	@AlextheGreat22
Julius Randle	@J30_RANDLE
Derek Willis	@derek_willis33
James Young	@James63Young

### Coaching Staff

<b>Head Coach:</b>	John Calipari (Clarion, 1983 - 5th season)
<b>Assistant Coaches:</b>	Orlando Antigua (Pittsburgh, 1995 - 5th season) Kenny Payne (Louisville, 2003 - 4th season) John Robic (Denison, 1986 - 5th season)
<b>Special Asst. to Head Coach:</b>	Rod Strickland (DePaul/Northeastern Illinois, 2013 - 5th season)
<b>Coordinator of Performance:</b>	Ray "Rock" Oliver (Kansas, 1986 - 2nd season)
<b>Strength Coach:</b>	Mike Malone (Mount Union College, 2001 - 3rd season)
<b>Athletic Trainer:</b>	Chris Simmons (Memphis, 2002 - 5th season)
<b>Associate AD/Basketball Operations:</b>	Chris Woolard (UCLA, 1997 - 3rd season)
<b>Assistant Director of Basketball Operations:</b>	Preston Spradlin (Alice Lloyd, 2009 - 4th season)

### Pronunciation Guide

Willie Cauley-STEIN	(STINE)
EJ FLOREAL	(FLOOR-EE-AL)
DOMINIQUE Hawkins	(DOM-A-NEEK)
DAKARI Johnson	(DA-CAR-EE)
Alex POYTHRESS	(POY-THRESS)
John CALIPARI	(CAL-A-PEAR-EE)

## Media Policies

#### MEDIA AVAILABILITY

Player interviews are conducted prior to practices and will be available to all UK media on the Joe Craft Center practice court. Coach John Calipari will meet with members of the media immediately following player interviews either on the practice court or in the Memorial Coliseum media room. Time and location will be announced by the UK Media Relations office.

#### INTERVIEWS

Media wishing to interview UK coach John Calipari are asked to notify John Hayden with UK Media Relations at 859.257.3838. No interviews will be allowed the day of a game. All interviews with Kentucky student-athletes must be coordinated through Deb Moore with UK Media Relations. Telephone interviews will be fulfilled at a time that does not interfere with the player's academic or practice schedule. All interview requests must be placed at least 24-hours in advance.

#### POSTGAME INTERVIEWS

The Kentucky locker room is normally closed to the media following games. For home games, Coach Calipari and player interviews will be conducted in the Rupp Arena Interview Room following a brief cooling-off period.

#### SEC TELECONFERENCE

The SEC conducts weekly teleconferences with the league's coaches. The teleconferences begin Jan. 6, 2014 through March 10. Kentucky coach John Calipari will speak every Monday during that time period at 11:35 a.m. ET.

#### John Hayden Associate Director



John.Hayden@uky.edu  
859.257.3838 (work)  
859.559.9399 (home)  
Coach Calipari requests  
Main Basketball Contact  
@UKMR\_JHayden

#### Deb Moore Assistant Director



Deb.Moore@uky.edu  
859.257.3838 (work)  
859.559.5781 (home)  
MBB Player Requests  
Secondary Contact  
@UKMR\_Deb

#### Jamie Holloway Office Coordinator



Jamie.Holloway@uky.edu  
859.257.3838 (work)  
Credentials

## TV CHART



00

**Marcus Lee**


6-9 • 215 • Fr. • F  
Antioch, Calif.  
(Deer Valley)



1

**James Young**

6-6 • 215 • Fr. • 6/F  
Rochester Hills,  
Mich.  
(Rochester)



2

**Aaron Harrison**

6-6 • 218 • Fr. • 6  
Richmond, Texas  
(Travis)



3

**Jarrod Polson**


6-2 • 182 • Sr. • 6  
Wilmore, Ky.  
(West Jessamine)



4

**Jon Hood**

6-7 • 215 • Sr. • 6  
Madisonville, Ky.  
(North Hopkins)



5

**Andrew Harrison**

6-6 • 215 • Fr. • 6  
Richmond, Texas  
(Travis)



13

**Sam Malone**

5-11 • 185 • Jr. • 6  
Scituate, Mass.  
(Scituate)



15

**Willie Cauley-Stein**


7-0 • 244 • So. • F  
Olathe, Kan.  
(Northwest)



21

**Tod Lanter**

6-2 • 190 • Jr. • 6  
Lexington, Ky.  
(Gulf Coast State CC)



22

**Alex Poythress**

6-8 • 239 • So. • F  
Clarksville, Tenn.  
(Northeast)



24

**EJ Floreal**

6-3 • 195 • Fr. • 6  
Palo Alto, Calif.  
(Dunbar)



25

**Dominique Hawkins**

6-0 • 193 • Fr. • 6  
Richmond, Ky.  
(Madison Central)



30

**Julius Randle**

6-9 • 250 • Fr. • F  
Dallas, Texas  
(Prestonwood Christian)



32

**Brian Long**

5-9 • 155 • Jr. • 6  
Dumont, N.J.  
(River Dell)



35

**Derek Willis**

6-9 • 205 • Fr. • F  
Mt. Washington, Ky.  
(Bullitt East)



44

**Dakari Johnson**

7-0 • 265 • Fr. • C  
Brooklyn, N.Y.  
(Montverde Academy)



**John Calipari**

Head Coach  
Fifth Year at UK  
(Clarion, '82)



**Orlando Antigua**

Assistant Coach  
Fifth Year at UK  
(Pittsburgh, '95)



**Kenny Payne**

Assistant Coach  
Fourth Year at UK  
(Louisville, '03)



**John Robic**

Assistant Coach  
Fifth Year at UK  
(Denison, '86)

## THE POLLS

Associated Press  
Jan. 27

Rk.	Team (First Place Votes)
1	Arizona (63)
2	Syracuse (2)
3	Florida
4	Wichita State
5	San Diego State
6	Kansas
7	Michigan State
8	Oklahoma State
9	Villanova
10	Michigan
11	<b>KENTUCKY</b>
12	Louisville
13	Cincinnati
14	Wisconsin
15	Iowa
16	Iowa State
17	Duke
18	Pittsburgh
19	Saint Louis
20	Creighton
21	Massachusetts
22	Memphis
23	Oklahoma
24	Ohio State
25	Texas

### Others Receiving Votes:

Connecticut, Gonzaga, UCLA, Virginia, George Washington, Minnesota, Kansas State, Green Bay, Southern Methodist, American, New Mexico, Louisiana Tech, Harvard, Southern Miss

Coaches  
Jan. 27

Rk.	Team (First Place Votes)
1	Arizona (31)
2	Syracuse (1)
3	Wichita State
4	Florida
5	San Diego State
6	Michigan State
7	Louisville
7	Kansas
9	Villanova
10	Oklahoma State
11	<b>KENTUCKY</b>
12	Iowa
13	Wisconsin
14	Michigan
15	Cincinnati
16	Duke
17	Pittsburgh
18	Iowa State
19	Massachusetts
20	Creighton
21	Saint Louis
22	Memphis
23	Ohio State
24	Gonzaga
25	Oklahoma

### Others Receiving Votes:

Texas, Virginia, UCLA, Connecticut, George Washington, Kansas State, Baylor, Southern Miss, Colorado, Toledo, Southern Methodist, Stephen F. Austin

## UK'S WEEKLY RANKINGS

DATE	AP	Coaches	RPI
Preseason	1	1	-
Nov. 11	1	1	-
Nov. 18	4	5	-
Nov. 25	3	4	-
Dec. 2	3	4	-
Dec. 9	11	10	-
Dec. 16	19	21	38
Dec. 23	18	18	22
Dec. 30	15	16	19
Jan. 6	14	16	25
Jan. 13	13	12	18
Jan. 20	14	14	13
Jan. 27	11	11	12

## THE SOUTHEASTERN CONFERENCE

SEC Standings  
(Through Jan. 27)

Team	SEC (Pct.)	GB	Overall (Pct.)
Florida	6-0 (1.000)	-	17-2 (.895)
<b>Kentucky</b>	<b>5-1 (.833)</b>	<b>1.0</b>	<b>15-4 (.790)</b>
Ole Miss	5-1 (.833)	1.0	14-5 (.737)
Georgia	4-2 (.667)	2.0	10-8 (.556)
Alabama	3-3 (.500)	3.0	9-10 (.474)
LSU	3-3 (.500)	3.0	12-6 (.667)
Miss. State	3-3 (.500)	3.0	13-6 (.684)
Missouri	3-3 (.500)	3.0	15-4 (.790)
Tennessee	3-3 (.500)	3.0	12-7 (.632)
Texas A&M	3-3 (.500)	3.0	12-7 (.632)
Arkansas	2-4 (.333)	4.0	13-6 (.684)
Vanderbilt	2-4 (.333)	4.0	10-8 (.556)
Auburn	0-6 (.000)	6.0	8-9 (.471)
S. Carolina	0-6 (.000)	6.0	7-12 (.368)

### Upcoming Schedule

Date	Time	Game	TV
1/28	7:00	Missouri at Arkansas*	ESPNU
1/28	9:00	<b>Kentucky at LSU*</b>	<b>ESPN</b>
1/29	7:00	Vanderbilt at Georgia*	CSS
1/29	7:00	Texas A&M at S. Carolina*	ESPN3
1/29	8:00	Alabama at Auburn*	SEC TV
1/29	8:00	Ole Miss at Tennessee*	SEC TV
1/30	7:00	Florida at Miss. State*	ESPN/2
2/1	1:00	<b>Kentucky at Missouri*</b>	<b>CBS</b>
2/1	1:30	Georgia at Auburn*	SEC TV
2/1	1:30	South Carolina at Ole Miss*	SEC TV
2/1	4:00	Texas A&M at Florida*	ESPNU
2/1	5:00	Arkansas at LSU*	FSN
2/1	8:00	Tennessee at Alabama*	ESPN2
2/4	7:00	<b>Ole Miss at Kentucky*</b>	<b>ESPNU</b>
2/4	9:00	Missouri at Florida*	ESPN
2/5	7:00	Auburn at South Carolina*	ESPN3
2/5	8:00	Alabama at Arkansas*	SEC TV
2/5	8:00	Tennessee at Vanderbilt*	ESPN3
2/5	9:00	Miss. State at Texas A&M*	CSS
2/6	7:00	LSU at Georgia*	ESPN/2
2/8	12:00	Alabama at Florida*	ESPN
2/8	1:30	<b>Kentucky at Miss. State*</b>	<b>SEC TV</b>
2/8	3:00	S. Carolina at Tennessee*	ESPNU
2/8	4:00	Arkansas at Vanderbilt*	SEC TV
2/8	4:00	Auburn at LSU*	SEC TV
2/8	5:00	Missouri at Ole Miss*	FSN
2/8	8:00	Texas A&M at Georgia	CSS
2/11	7:00	Florida at Tennessee*	ESPN
2/11	9:00	Ole Miss at Alabama*	ESPNU

\*indicates an SEC game

^All times Eastern

Kentucky in the SEC Stats  
as of Jan. 27  
[NCAA Rank]

CATEGORY	TEAM RANK [NATIONAL]	(STAT)
Scoring	2nd [28th]	(79.6)
Scoring Defense	4th [58th]	(65.5)
Scoring Margin	1st [18th]	(+14.1)
Free Throw %	8th [243rd]	(.676)
Field Goal %	1st [46th]	(.474)
Field Goal % Def.	1st [19th]	(.387)
3-Pt. Field Goal %	13th [263rd]	(.315)
3-Pt. FG % Def.	4th [39th]	(.303)
Rebounding Offense	1st [42.4]	(42.4)
Rebounding Defense	2nd [31.5]	(31.5)
Rebounding Margin	1st [4th]	(+10.9)
Blocked Shots	2nd [4th]	(6.9)
Assists	10th [192nd]	(12.6)
Steals	13th [322nd]	(4.6)
Turnover Margin	11th [254th]	(-1.1)
Assist/TO Ratio	6th [204th]	(1.0)
Offensive Rebounds	1st [14.9]	(14.9)
Defensive Rebounds	2nd [27.5]	(27.5)
Defensive Rebound Pct.	8th [685]	(.685)
Offensive Rebound Pct.	1st [441]	(.441)
3-Point FG Made	12th [269th]	(5.1)

INDIVIDUAL  
RANK [NATIONAL] (STAT)

PLAYER	RANK [NATIONAL]	(STAT)
<b>Scoring</b>		
Julius Randle	10th [162nd]	(16.6)
James Young	12th [14.2]	(14.2)
Aaron Harrison	16th [13.7]	(13.7)
<b>Rebounding</b>		
Julius Randle	1st [12th]	(10.5)
Willie Cauley-Stein	11th [233rd]	(6.8)
<b>Field Goal Percentage</b>		
Julius Randle	3rd [47th]	(.543)
<b>Assists</b>		
Andrew Harrison	13rd [215th]	(3.6)
<b>3-Point Field Goal Percentage</b>		
James Young	10th [331]	(.331)
<b>3-Point Field Goals Made</b>		
James Young	9th [130th]	(2.1)
<b>Blocked Shots</b>		
Willie Cauley-Stein	2nd [8th]	(3.4)
<b>Assist to Turnover Ratio</b>		
Andrew Harrison	9th [1.4]	(1.4)
<b>Offensive Rebounds</b>		
Julius Randle	2nd [3.9]	(3.9)
Willie Cauley-Stein	9th [2.8]	(2.8)
<b>Defensive Rebounds</b>		
Julius Randle	1st [6.6]	(6.6)
<b>Minutes Played</b>		
James Young	7th [32.2]	(32.2)

## SEASON & CAREER TOTALS

(Kentucky's record in such games ...)

### Double-Figure Scoring

Player	2013-14	Career
Poythress	5 (4-1)	21 (17-4)
Cauley-Stein	7 (7-0)	18 (15-3)
Randle	17 (13-4)	17 (13-4)
Aa. Harrison	15 (12-3)	15 (12-3)
Young	13 (9-4)	13 (9-4)
An. Harrison	9 (7-2)	9 (7-2)
Polson	0 (0-0)	3 (1-2)
Lee	2 (2-0)	2 (2-0)
Johnson	1 (1-0)	1 (1-0)

### 20+ Point Games

Player	2013-14	Career
Poythress	0 (0-0)	6 (5-1)
Randle	6 (4-2)	6 (4-2)
Aa. Harrison	4 (3-1)	4 (3-1)
Young	4 (3-1)	4 (3-1)
Cauley-Stein	0 (0-0)	1 (1-0)
An. Harrison	1 (1-0)	1 (1-0)

### 15+ Point Games

Player	2013-14	Career
Poythress	1 (1-0)	12 (11-1)
Randle	11 (8-3)	11 (8-3)
Aa. Harrison	9 (6-3)	9 (6-3)
Young	8 (5-3)	8 (5-3)
Cauley-Stein	4 (4-0)	5 (5-0)
An. Harrison	4 (3-1)	4 (3-1)
Lee	1 (1-0)	1 (1-0)

### 10+ Rebound Games

Player	2013-14	Career
Randle	13 (11-2)	13 (11-2)
Cauley-Stein	5 (4-1)	10 (7-3)
Poythress	2 (1-1)	4 (3-1)
Young	2 (2-0)	2 (2-0)

### Double-Doubles

Player	2013-14	Career
Randle	11 (9-2)	11 (9-2)
Cauley-Stein	1 (1-0)	5 (3-2)
Poythress	1 (1-0)	2 (2-0)
Young	2 (2-0)	2 (2-0)

### 3+ Steal Game

Player	2013-14	Career
Cauley-Stein	2 (2-0)	4 (4-0)
Aa. Harrison	2 (2-0)	2 (2-0)

### 3+ Block Game

Player	2013-14	Career
Cauley-Stein	9 (7-2)	21 (17-4)
Poythress	2 (1-1)	2 (1-1)
Lee	1 (1-0)	1 (1-0)
Johnson	1 (1-0)	1 (1-0)

### Scoring Leader

Player	2013-14	Career
Randle	6 (4-2)	6 (4-2)
Young	6 (5-1)	6 (5-1)
Poythress	1 (1-0)	5 (4-1)
Aa. Harrison	4 (3-1)	4 (3-1)
Cauley-Stein	1 (1-0)	3 (2-1)
An. Harrison	2 (2-0)	2 (2-0)

### Rebounding Leader

Player	2013-14	Career
Randle	16 (13-3)	16 (13-3)
Cauley-Stein	4 (3-1)	13 (8-5)
Poythress	0 (0-0)	6 (5-1)
Aa. Harrison	1 (1-0)	1 (1-0)
Johnson	1 (1-0)	1 (1-0)
Young	1 (1-0)	1 (1-0)

### Assists Leader

Player	2013-14	Career
An. Harrison	11 (7-4)	11 (7-4)
Polson	0 (0-0)	5 (3-2)
Young	5 (5-0)	5 (5-0)
Poythress	1 (1-0)	4 (3-1)
Aa. Harrison	3 (2-1)	3 (2-1)
Randle	3 (3-0)	3 (3-0)
Cauley-Stein	0 (0-0)	2 (2-0)
Hawkins	2 (2-0)	2 (2-0)

## Randle Named SEC Freshman of the Week

Julius Randle was named the Southeastern Conference's Freshman of the Week after he averaged 13.5 points and 10.0 rebounds per game in wins over Georgia and Texas A&M.

### Defensive Dandy

Sophomore Willie Cauley-Stein had one of the most complete defensive performances of his career in a win over Georgia. The 7-0 forward tallied six blocked shots and a career-high six steals. No other player in the John Calipari era has ever swatted six or more shots and swiped an equal amount. UK limited the Bulldogs to a .327 field goal percentage and a season-low 49 shot attempts by an opponent. Cauley-Stein's defensive prowess also forced the Bulldogs into 20 turnovers, the most of any UK opponent this season.

### Young Leads in Minutes, Leads in Plus/Minus

For the season, James Young is averaging a squad-best 32.2 per game and during conference play Young is tallying 34.2 minutes. Not only is he logging a high number of minutes, but they're quality minutes. During SEC action, Young leads the team with a plus/minus average of 14.7.

### Floor General

During SEC play, point guard Andrew Harrison is providing a steady presence to the Wildcats' lineup. He's logging 11.0 points per game, 4.5 rebounds and 4.0 assists. His assist to turnover ratio is at a steady 1.5 and he has two turnover-less outings. The 6-6 guard has knocked down at least one 3-pointer in all six games and is shooting at a .450 clip from behind the arc to couple with his .850 free throw percentage.

### Kentucky Alums Top NBA Salaries

According to Business Insider Australia, former UK players combine to make \$77,324,323 in the NBA which is the highest combined salary of former alums than ANY another other school in the country.

<http://www.businessinsider.com.au/schools-whose-nba-alumni-earn-the-most-money-2014-1>

### Polson's Jersey Retired at High School

Senior Jarrod Polson's high school jersey was retired on Friday, Jan. 24th at West Jessamine High School.

Polson finished his career as the school's all-time leading scorer with 1,884 career points and was named first team All-State by a number of publications. As a senior he averaged 18.2 points, 6.4 assists and 4.9 rebounds.

### Tandem on Midseason Watch Lists

Freshman Julius Randle was tabbed to the Wooden Award and Oscar Robertson Award mid-season watch lists for the National Player of the Year selections. He was joined by James Young on the

## UK'S RECORD WHEN

KENTUCKY RECORD	ALL	SEC
Leading at halftime:	12-1	4-0
Tied at the half:	0-0	0-0
Trailing at halftime:	3-3	1-1
Shoot 50% or higher:	6-0	1-0
Shoot less than 50%:	9-4	4-1
Shoot higher % than opp.:	14-1	4-1
Shoot lower % than opp.:	1-3	1-0
Opp. shoot worse than 50%:	14-4	4-1
Opp. shoot 50% or higher:	1-0	1-0
Score less than 60 points:	0-0	0-0
Score 60-69 points:	2-1	1-0
Score 70-79 points:	6-2	3-0
Score 80-89 points:	4-1	1-1
Score 90-99 points:	2-0	0-0
Score 100+ points:	1-0	0-0
Opp. score less than 60 pts.:	5-0	2-0
Opp. score 60-69 pts.:	8-1	3-0
Opp. score 70-79 pts.:	1-1	0-0
Opp. score 80-89 points:	1-2	0-1
Opp. score 90-99 points:	0-0	0-0
Opp. score 100+ points:	0-0	0-0
Outrebounded opponent:	13-3	3-1
Outrebounded by opponent:	2-1	2-0
Equal number of rebounds:	0-0	0-0
Fewer turnovers than opp.:	6-1	4-0
Same turnovers as opp.:	2-0	0-0
More turnovers than opp.:	7-3	1-1
Make 8 or more 3-pointers:	1-1	0-0
Make 7 or fewer 3-pointers:	14-3	5-1
Games decided by 5 or fewer:	0-4	0-1
Overtime games:	0-1	0-1
On CBS:	3-0	2-0
On ESPN/ESPN2/ESPNU:	4-4	1-1
On Fox Sports1:	1-0	0-0
On SEC TV:	2-0	2-0
On ABC:	0-0	0-0
On FSN:	4-0	0-0
On CSS:	1-0	0-0
vs. SEC at Home:	4-0	4-0
vs. SEC on Road:	1-1	1-1
Games vs. ranked opp.:	1-3	0-0
Games following a loss:	4-0	1-0
Games following a win:	10-4	4-1
More points in the paint:	13-1	3-1
Fewer/Same points in the paint:	2-3	2-0
More bench points than opp.:	9-0	3-0
Fewer or same bench pts.:	6-4	2-1
More 2nd-chance points:	12-2	3-0
Fewer or same 2nd chance pts.:	3-2	2-1
More or same points off TOs:	9-1	5-0
Fewer points off TOs:	6-3	0-1
On Monday:	1-0	0-0
On Tuesday:	3-2	1-1
On Wednesday:	2-0	1-0
On Thursday:	0-0	0-0
On Friday:	1-1	0-0
On Saturday:	5-1	3-0
On Sunday:	3-0	0-0
In November:	5-1	0-0
In December:	4-2	0-0
In January:	5-1	5-1
In February:	0-0	0-0
In March:	0-0	0-0

## HONORING THE CATS

### WILLIE CAULEY-STEIN

CBS Sports Preseason Third Team All-America  
SEC Preseason Second Team All-SEC (Media)  
SEC Preseason Second Team All-SEC (Coaches)  
CollegeSportsMadness.com Preseason Second Team All-SEC

### AARON HARRISON

SEC Freshman of the Week (12/1, 12/23)  
Wayman Tisdale Award Watch List

### ANDREW HARRISON

Naismith Trophy Watch List  
Bob Cousy Award Watch List  
Wayman Tisdale Award Watch List  
CBS Sports Preseason Third Team All-America  
SEC Preseason Second Team All-SEC (Media)  
SEC Preseason Second Team All-SEC (Coaches)  
CollegeSportsMadness.com Preseason First Team All-SEC

### DAKARI JOHNSON

SEC Preseason Second Team All-SEC (Media)

### JARROD POLSON

NABC AllState Good Works Team Nominee

### ALEX POYTHRESS

CollegeSportsMadness.com Preseason Second Team All-SEC  
SEC Preseason Second Team All-SEC (Coaches)

### JULIUS RANDLE

SEC Freshman of the Week (1/27/14)  
Wayman Tisdale Award Midseason Watch List  
Oscar Robertson Trophy Midseason Watch List  
Wooden Award Midseason Watch List Candidate  
CollegeHoopsDaily.com Non-Conference All-SEC Team  
SEC Player of the Week (11/11/13)  
CBS National Player of the Week (11/11/13)  
CollegeSportsMadness.com SEC Player of the Week (11/11/13)  
CollegeSportsMadness.com SEC Team of Month (Dec)  
Naismith Trophy Watch List  
Oscar Robertson Trophy Watch List  
Wayman Tisdale Award Watch List  
CBS Sports Preseason First Team All-America  
NBC Sports Preseason First Team All-America  
SEC Preseason Player of the Year (Media)  
SEC Preseason First Team All-SEC (Media)  
SEC Preseason First Team All-SEC (Coaches)  
CollegeSportsMadness.com Preseason Freshman of the Year  
CollegeSportsMadness.com Preseason First Team All-SEC

### JAMES YOUNG

Wayman Tisdale Award Midseason Watch List  
SEC Freshman of the Week (11/25; 12/30)  
Andy Katz's National Player of the Week (12/30)  
Wayman Tisdale Freshman of the Week (12/30)  
Naismith Trophy Watch List  
Wayman Tisdale Award Watch List  
SEC Preseason Second Team All-SEC (Coaches)  
NBC Sports Preseason All-America Honorable Mention

Wayman Tisdale Award watch list for the nation's top freshman.

### Poythress' Emergence

Sophomore Alex Poythress has emerged as one of UK's top offensive threats during SEC action. Poythress is averaging 10.7 points per game, 4.5 rebounds and 1.7 blocks while shooting at a .611 field goal clip. Four of his five 10+ scoring outputs on the season have come against league opponents.

### Delk Tabbed UK's SEC Legend

Former Kentucky All-America selection Tony Delk has been tabbed as Kentucky's Southeastern Conference Basketball Legend and will be honored at this year's SEC Tournament being held in Atlanta, Ga.

### Charity Stripe Success

In a win over Tennessee, the Wildcats went 23-of-24 (.958) from the free throw line for the best performance of the season. UK's .958 clip is the third best percentage in the John Calipari era and the best of any UK team since the Wildcats shot .946 (35-of-37) in the NCAA Tournament vs. Indiana on March 23, 2012.

### Both Harrisons Go Perfect from the Line

Freshmen Aaron Harrison and Andrew Harrison have both charted a perfect 10-for-10 performance at the charity stripe at least once this season. Andrew achieved the feat in a win over Tennessee, while Aaron secured it in the win over Robert Morris.

Only one other player in the John Calipari era has hit all 10 of his free throw shots. Michael Kidd-Gilchrist is the other to achieve the feat. Kidd-Gilchrist was 10-of-10 in the Sweet 16 win over Indiana in 2012.

### SEC Domination

- Since the SEC's inception in 1932-33, the Wildcats have been the most dominant team in the league, recording a 916-257 mark (.781).
- Only one other team has won more than 700 regular season SEC games (Alabama) and no other team has a better winning percentage.
- UK has averaged 11.6 wins and only 3.2 losses per season in 78 years in the SEC.
- The Wildcats have won 45 SEC titles and 27 SEC Tournament championships, more than the other 13 teams combined.
- Kentucky has won 11 of the last 20 SEC Tournament titles.

### Most Dominant Stretch

Kentucky is outscoring opponents on average by 4.21 points (11.84-7.63) between the 10:00-and-5:00 minute mark of the second half. It's the most dominating stretch of the game for UK when

the contest is broken down into five minute segments.

### Hitting the Boards for Points

The 2013-14 edition of the Kentucky Wildcats is the best rebounding teams in the John Calipari era. Through 19 contests, UK is hauling in 42.4 rebounds per game. The 2009-10 Cats rank second in the five-year tenure of Calipari with an average of 42.2 boards per game through the same number of games.

UK's average of 16.6 second chance points just trails the same squad's 17.3 tally through 19 games of a Calipari-coached team.

### UK Among Nation's Leaders in League Play

Kentucky ranks among the nation's best since the 2009-10 season in conference wins and win-percentage. Here's the standings through Jan. 21, 2014.

School	Conf.	Record
Kansas	Big 12	65-9 (.878)
Gonzaga	WCC	60-9 (.870)
Belmont	OVC	70-12 (.854)
Murray State	OVC	63-13 (.829)
Weber State	Big Sky	63-13 (.829)
Saint Mary's	WCC	56-12 (.824)
Harvard	Ivy	46-11 (.807)
Kentucky	SEC	57-15 (.792)
Bucknell	Patriot	50-14 (.781)
Montana	Big Sky	59-17 (.776)

### Freshmen Analysis

The 2013-14 Wildcats feature nine freshmen who have played in at least one game this season. UK's top four scorers are all first-year players. UK's freshmen are responsible for .906 of made 3-pointers, .862 of made free throws, .824 of assists, .800 of total points, .743 of the minutes played, .659 of steals and .627 of total rebounds.

### Comeback Cats

In the SEC opener, the Wildcats fell into an early 10-point deficit but eventually used a strong second half to pull away for a 22-point win. It marked the second time this season UK faced a double-digit hole at home before surging back for the win. Kentucky faced an 11-point halftime deficit against Cleveland State and ended the game on a 24-7 run to topple the visiting Vikings 68-61.

### "Camp Cal" Turns in Results

In what has become known as "Camp Cal," John Calipari has used the time over the Holiday/semester break to mold his squads for the stretch run in the second half of campaigns. This time includes several two-a-day sessions since school is in recess. In his previous 12 years both at Memphis and Kentucky, his teams have put together winning streaks during and following "Camp Cal" in each of those seasons. The fol-

lowing shows the previous "Camp Cal" winning streaks:

Year	Streak	Dates
2013-14 (UK)	3	Dec. 28-Jan. 8
2012-13 (UK)	2	Jan. 2-Jan. 10
2011-12 (UK)	22#	Dec. 17-March 10
2010-11 (UK)	5	Dec. 18-Jan. 3
2009-10 (UK)	9	Dec. 19-Jan. 23
2008-09 (UM)	27*	Dec. 22-Mar. 21
2007-08 (UM)	18	Dec. 19-Feb. 20
2006-07 (UM)	25	Dec. 23-Mar. 22
2005-06 (UM)	15	Jan. 4-Feb. 26
2004-05 (UM)	2	Jan. 9-Jan. 13
2003-04 (UM)	11	Jan. 17-Feb. 24
2002-03 (UM)	12	Feb. 1-Mar. 13
2001-02 (UM)	10	Jan. 5-Feb. 4
2000-01 (UM)	8	Dec. 30-Jan. 27

# Longest win streak at UK

\* Longest win streak in school history (Memphis)

### Young Cats, Tall Cats

According to KenPom.com, the Wildcats experience stands at 0.31 years, ranking 351st out of 351 teams in the nation resulting in UK being considered the least experienced team in the country.

In the history of KenPom's tracking of experience dating back to 2007, the Citadel's 0.27 years of experience in 2008 is the youngest team ever fielded. UK's 0.31 ranks second.

However, UK's average height of 79.3 inches is the tallest squad in the country.

Year	Team	Avg. Experience
2014	Kentucky	0.31
2013	Texas	0.44
2012	St. John's	0.45
2011	Stetson	0.73
2010	Presbyterian	0.46
2009	Ole Miss	0.63
2008	Citadel	0.27
2007	Texas	0.41

### Young From Dometown

Freshman James Young has made 42 3-pointers through 19 games this season.

The 42 made long balls is more than any other freshman in the Southeastern Conference and it is a mark that already ranks as the seventh most among all UK freshmen in the history of the program. Brandon Knight's 87 is the freshman single-season record.

Young currently ranks seventh among league players averaging 2.2 made 3-pointers per game. His .325 percentage from long range is a mark that ranks 9th among all conference players.

### Wildcats in January

Kentucky is 582-196 all-time in the month of January. That record includes a 31-6 mark under John Calipari.

### UK as the No. 11 AP Ranked Team

Kentucky is 44-9 all-time as the Associated Press' No. 11 rated squad. UK is 8-2 under the direction of John Calipari as the 11th-ranked team.

### Calipari's Freshmen Point Guards

Andrew Harrison's numbers through 19 games compare nicely to other first-year floor generals under John Calipari. Future No. 1 NBA Draft pick, John Wall, still ranks at the head of the class. Harrison, however, leads the quartet with the fewest turnovers per game at just 2.5.

Harrison	(11.1 ppg, 3.1 rpg, 3.6 apg, 2.5 to)
Teague	(10.5 ppg, 2.5 rpg, 4.5 apg, 3.2 to)
Knight	(17.6 ppg, 3.9 rpg, 3.7 apg, 3.3 to)
Wall	(17.0 ppg, 3.7 rpg, 6.9 apg, 3.9 to)

### Randle Leads the Way

Through 19 games this season, Julius Randle has accounted for 315 points and 199 rebounds. Here's Randle's stats compared with other UK big men during Calipari's tenure through the same number of games:

Randle	(315 points, 199 rebounds)
Cousins	(292 points, 149 rebounds)
Jones (2011)	(347 points, 169 rebounds)
Davis	(262 points, 197 rebounds)
Noel	(202 points, 178 rebounds)

### Efficient Cats

Going back to the first season under the direction of John Calipari, UK has been one of the most efficient offensive teams in the country. According to Ken Pomeroy's calculations on KenPom.com, UK's teams have consistently ranked among the most efficient teams in the country per possession.

Yr.	Off (Rnk)	Def (Rnk)	Overall
2014	118.1 (12)	95.6 (33)	16th
2013	108.8 (42)	99.1 (129)	42nd
2012	122.9 (2)	88.2 (9)	1st
2011	118.1 (7)	90.4 (15)	6th
2010	116.1 (15)	86.2 (6)	3rd

### Sultan of Swat

Sophomore Willie Cauley-Stein leads UK in blocks with 64 on the season. For his career he has swatted 124 total shots, a total which ranks 15th in UK history. Jamaal Magloire ranks first all-time with 268 total blocks. (For a complete chart see page 13).

## KENTUCKY'S OPPONENTS

Opponent	Record	AP/USA
UNC Asheville	10-10	nr/nr
Northern Kentucky	8-13	nr/nr
Michigan State	18-2	7/6
Robert Morris	11-10	nr/nr
UT Arlington	9-10	nr/nr
Cleveland State	13-9	nr/nr
Eastern Michigan	11-8	nr/nr
Providence	15-5	nr/nr
Baylor	13-6	nr/RV
Boise State	14-6	nr/nr
North Carolina	12-7	nr/nr
Belmont	16-7	nr/nr
Louisville	17-3	12/7
Mississippi State	13-6	nr/nr
Vanderbilt	10-8	nr/nr
Arkansas	13-6	nr/nr
Tennessee	12-7	nr/nr
Texas A&M	12-7	nr/nr
Georgia	10-8	nr/nr
LSU	12-6	nr/nr
Missouri	15-4	nr/nr
Ole Miss	14-5	nr/nr
Auburn	8-9	nr/nr
Florida	17-2	3/4
South Carolina	7-12	nr/nr
Alabama	9-10	nr/nr

\*\*As of Jan. 27

## UK IN THE CLUTCH

Free Throw Shooting Down the Stretch ...

Player	5-2:00	Under 2	OT
00 - Lee	0-1 (.000)	0-0 (.000)	0-0(.000)
1 - Young	0-4 (.000)	0-0 (.000)	0-0(.000)
2 - Harrison	2-2 (1.000)	0-0 (.000)	2-2(1.000)
3 - Polson	0-0 (.000)	0-0 (.000)	0-0(.000)
4 - Hood	0-0 (.000)	0-0 (.000)	0-0(.000)
5 - Harrison	6-6 (1.000)	4-4 (1.000)	0-0(.000)
13 - Malone	0-0 (.000)	0-0 (.000)	0-0(.000)
15 - Cauley-Stein	2-2 (1.000)	1-2 (.500)	0-0(.000)
21 - Lanter	0-0 (.000)	0-0 (.000)	0-0(.000)
22 - Poythress	0-0 (.000)	0-0 (.000)	0-0(.000)
24 - Floreal	0-0 (.000)	0-0 (.000)	0-0(.000)
25 - Hawkins	0-0 (.000)	1-2 (.500)	0-0(.000)
30 - Randle	4-6 (.667)	6-10 (.556)	2-2(1.000)
32 - Long	0-0 (.000)	0-0 (.000)	0-0(.000)
35 - Willis	0-0 (.000)	0-0 (.000)	0-0(.000)
44 - Johnson	0-0 (.000)	0-0 (.000)	0-0(.000)
<b>Team Total</b>	<b>14-21 (.667)</b>	<b>12-18 (.667)</b>	<b>4-4(1.000)</b>

[final five minutes of regulation and overtime in a six-point game with five minutes remaining]

## MISC. FACTS

Largest Halftime Lead  
26, vs. Northern Kentucky (11/10/13)

Largest SEC Halftime Lead  
12, vs. Georgia (1/25/14)

Largest Halftime Deficit  
12, vs. Michigan State (11/12/13)

Largest SEC Halftime Deficit  
3, vs. Mississippi State (1/8/14)

Largest UK Lead  
40, vs. Robert Morris (11/17/13)

Largest UK Lead in SEC  
27, vs. Georgia (1/25/14)

Largest UK Deficit  
15, vs. Michigan State (11/12/13)

Largest UK Deficit in SEC  
10, vs. Mississippi State (1/8/14)

Largest UK Deficit in a Win  
11, vs. Cleveland State (11/25/13)

Largest UK Deficit in an SEC Win  
10, vs. Mississippi State (1/8/14)

Largest UK Win  
38, vs. Robert Morris (11/17/13)

Largest UK Win in SEC  
25, vs. Georgia (1/25/14)

Largest UK Defeat  
5, twice

Largest UK Defeat in SEC  
2, at Arkansas (1/14/14)

Most Consecutive UK Points  
15, vs. UT Arlington (11/19/13)

Most Consecutive UK Points to Open Game  
6, vs. Providence (12/1/13)

Most Consecutive Opponent Points  
10, vs. Michigan State (11/12/13)

Most Consecutive Opponent Points to Open Game  
10, vs. Michigan State (11/12/13)

Longest Winning Streak  
5, (Nov. 17-Dec. 1)

Current Streak  
3 wins

Longest Losing Streak  
1, three times

Largest Home Crowd  
24,396 - Louisville (12/28/13)

Largest Road Crowd  
21,750 at North Carolina (12/14/13)

Largest Neutral Crowd  
22,711 (United Center) vs. Michigan State (11/12/13)

During a five game stretch, he swatted the opponent's opening shot of the game four times (North Carolina, Boise State, Baylor and Providence).

In one of his personal record-setting nine-block performances, Cauley-Stein helped guide the Wildcats to a new accomplishment vs. Providence. The Friars shot 9-of-42 from two-point range and of those 33 misses, 11 were blocks, nine coming from the sophomore.

### Freshmen Records Watch List

Through 19 games into the season, four freshmen already have etched their names among the top 45 first-year scorers in program history. Julius Randle ranks 20th (315), James Young is 30th (270), Aaron Harrison 32nd (261) and Andrew Harrison is 44th (211). Brandon Knight owns the record with 657 for the season.

Randle is ninth on the first-year rebounding list with 199 on the season thus far. Anthony Davis' 415 rebounds is the most of any UK freshman.

Randle is ninth in program history among freshmen for 113 made free throws in 2013-14, while Andrew Harrison is 19th (81), Aaron Harrison 23rd (71) and James Young 32nd (54) made on the year. John Wall owns the record with 175 in 2010.

James Young's 39 made 3-pointers on the season is good for seventh in the record books for first-year players. Brandon Knight's 87 is the freshman record.

Andrew Harrison now ranks 16th in first-year player assists with 68. For a complete listing of the charts please go to page 13 in the notes.

### Double-Double Info

Julius Randle had seven-straight double-double efforts to begin the 2013-14 season. He joined Jim Andrews as the only other player to record seven-straight to begin the year in 1971-72.

### Three-Mania

UK has the nation's third-longest active streak of consecutive games with a made 3-pointer. UK has hit a 3-pointer in 880 consecutive games, which trails only UNLV and Vanderbilt. The Wildcats' last game without a 3-pointer came against Seton Hall on Nov. 26, 1988, a "three-point" loss in the Great Alaska Shootout.

UNLV and Vanderbilt have hit a 3-pointer in every game since the 3-point rule was adopted to start the 1986-87 season. Through Jan. 21, the Rebels' streak is 896 games, while Vanderbilt's streak is 885.

### A Winning Institution

The University of Kentucky is one of just seven institutions in the nation that has seen both its men's and women's basketball programs tally 20 or more wins in four consecutive seasons. UK joins

## UK RUNS

### UNC Asheville

10-0 (13-13 to 23-13)  
11-0 (62-46 to 73-46)  
10-1 (73-48 to 83-49)

### Northern Kentucky

8-1 (0-0 to 8-1)  
13-0 (16-10 to 29-10)  
8-0 (30-15 to 38-15)  
10-2 (38-20 to 48-22)  
7-0 (50-30 to 57-30)

### Michigan State

13-1 (46-59 to 59-60)

### Robert Morris

17-2 (0-0 to 17-2)  
12-2 (30-15 to 44-17)  
13-0 (46-26 to 59-26)

### UT Arlington

8-0 (6-4 to 14-4)  
15-0 (28-25 to 40-25)  
11-0 (57-44 to 68-44)

### Cleveland State

9-0 (10-19 to 19-20)  
7-0 (38-47 to 44-47)  
12-0 (44-54 to 56-54)  
9-0 (56-57 to 65-57)

### Eastern Michigan

7-0 (44-38 to 51-38)  
7-0 (72-58 to 79-58)

### Providence

8-0 (39-38 to 47-38)  
10-2 (47-43 to 57-45)  
10-2 (59-50 to 69-52)

### Baylor

None

### Boise State

9-0 (13-14 to 22-14)  
14-2 (48-41 to 62-43)

### North Carolina

None

### Belmont

9-0 (32-41 to 41-41)  
7-0 (70-65 to 77-65)

### Louisville

12-2 (0-8 to 12-10)  
7-0 (19-21 to 26-21)  
7-0 (28-25 to 34-25)  
9-1 (51-52 to 60-53)

### Mississippi State

14-2 (8-18 to 22-20)  
7-0 (47-47 to 54-47)  
20-2 (54-51 to 74-53)

### Vanderbilt

9-0 (4-6 to 15-6)  
7-0 (23-20 to 30-20)

### Arkansas

10-0 (37-28 to 37-38)

### Tennessee

10-2 (24-30 to 34-32)

### Texas A&M

7-0 (18-15 to 25-15)  
7-0 (37-33 to 44-33)  
7-0 (48-38 to 55-38)

### Georgia

13-0 (12-10 to 25-10)  
7-0 (37-31 to 44-31)  
12-0 (51-39 to 63-39)  
9-1 (68-50 to 77-51)



## GAME BY GAME STARTING LINEUPS

UNC Asheville	Cauley-Stein	Aa. Harrison	An. Harrison	Randle	Young (1-0)
Northern Kentucky	Cauley-Stein	Aa. Harrison	An. Harrison	Randle	Young (2-0)
Michigan State	Cauley-Stein	Aa. Harrison	An. Harrison	Randle	Young (2-1)
Robert Morris	Aa. Harrison	An. Harrison	Lee	Randle	Young (1-0)
UT Arlington	Aa. Harrison	An. Harrison	Lee	Randle	Young (2-0)
Cleveland State	Aa. Harrison	An. Harrison	Lee	Randle	Young (3-0)
Eastern Michigan	Aa. Harrison	An. Harrison	Lee	Randle	Young (4-0)
Providence	Cauley-Stein	Aa. Harrison	An. Harrison	Randle	Young (3-1)
Baylor	Cauley-Stein	Aa. Harrison	An. Harrison	Randle	Young (3-2)
Boise State	Cauley-Stein	Aa. Harrison	An. Harrison	Randle	Young (4-2)
North Carolina	Cauley-Stein	Aa. Harrison	An. Harrison	Randle	Young (4-3)
Belmont	Cauley-Stein	Aa. Harrison	An. Harrison	Randle	Young (5-3)
Louisville	Cauley-Stein	Aa. Harrison	An. Harrison	Randle	Young (6-3)
Mississippi State	Cauley-Stein	Aa. Harrison	An. Harrison	Randle	Young (7-3)
Vanderbilt	Cauley-Stein	Aa. Harrison	An. Harrison	Randle	Young (8-3)
Arkansas	Cauley-Stein	Aa. Harrison	An. Harrison	Randle	Young (8-4)
Tennessee	Cauley-Stein	Aa. Harrison	An. Harrison	Randle	Young (9-4)
Texas A&M	Cauley-Stein	Aa. Harrison	An. Harrison	Randle	Young (10-4)
Georgia	Cauley-Stein	Aa. Harrison	An. Harrison	Randle	Young (11-4)
LSU					
Missouri					
Ole Miss					
Mississippi State					
Auburn					
Florida					
Ole Miss					
South Carolina					
Alabama					
Florida					

BYU, Duke, Gonzaga, Miami (FL), Notre Dame and Syracuse that have secured 20 win seasons in both men's and women's basketball beginning with the 2009-10 season.

UK has tallied a 262-63 (.806) combined record between its two programs as of Jan. 25. That record includes a 151-8 (.950) mark in Lexington in Rupp Arena (men) and Memorial Coliseum (women).

### Conference Honors Wrap-up

Three Wildcats have earned numerous SEC honors thus far in 2013-14. Aaron Harrison, Julius Randle and James Young have all garnered a weekly award.

Harrison was tabbed the league's Freshman of the Week on Dec. 2 and Dec. 23. He averaged 18.5 points, 5.0 rebounds and 3.0 assists per game in wins over Eastern Michigan and Providence for his first honor, while scoring 23 points and adding a career-high seven assists in a win over Belmont for his second accolade.

Young was tabbed the SEC Freshman of the Week on Nov. 25 following a win over UT

Arlington and again on Dec. 30 after a career performance vs. Louisville. Young led the Wildcats with 26 points and knocked down five 3-pointers vs. UT Arlington. He notched his first career double-double with 18 points and 10 rebounds in the win over the Cards.

Randle earned Player of the Week accolades after opening the season by averaging 22.5 points and 15.0 rebounds with two double-doubles.

### Preseason All-SEC Honors Roundup

The Kentucky men's basketball team was selected by the media to win its 46th Southeastern Conference championship this season as announced by the league office. Voting was conducted by a select panel of both SEC and national media members.

The Wildcats were the overall preseason favorite, marking the ninth time since 1998-99 that UK was the early-season pick. UK tallied 21 first-place votes, while Florida earned five first-place votes and Tennessee received one.

Freshman Julius Randle was the favorite to win the league's Player of the Year honor. Randle gar-

nered 11 votes as the media selected him as the preseason pick for the award. Randle was also selected as a preseason All-SEC first team selection, the only first-year player earning the honor.

Three Kentucky players were picked to earn second-team honors including sophomore Willie Cauley-Stein and freshmen Andrew Harrison and Dakari Johnson. Cauley-Stein was an All-SEC Freshman team selection in 2013.

Five Kentucky players were honored with preseason honors by the league's coaches. Randle was tabbed to the league's first team, while sophomores Cauley-Stein and Alex Poythress along with freshmen Harrison and James Young claimed second team accolades.

### UK vs. the Country

UK took on four first-time opponents this season in Northern Kentucky, UT Arlington, Boise State and Belmont for the first time during the 2013-14 season. UK has now played 214 of the current 351 Division I programs.

## STREAKS

Overall	Won 3	
Unranked Teams anywhere	Won 3	
Ranked Teams anywhere	Won 1	
Home	Won 21	
Home SEC	Won 12	
Home non-conference	Won 14	
Home unranked non-conference	Won 13	
Home ranked teams	Won 11	
Home unranked teams	Won 16	
Road	Lost 1	
Road SEC	Lost 1	
Road ranked teams	Lost 2	
Road unranked teams	Lost 1	
Neutral	Lost 1	
Neutral ranked teams	Lost 2	
Neutral unranked teams	Won 1	
<b>Consecutive Made Free Throws (active streak)</b>		
Andrew Harrison	10	
Jon Hood	9	
Julius Randle	8	
Aaron Harrison	4	
Derek Willis	4	
Dominique Hawkins	3	
Dakari Johnson	1	
James Young	1	
<b>Consecutive Games with a 3-Pointer (active)</b>		
James Young	7	
Andrew Harrison	6	
Julius Randle	1	
<b>Games Played</b>		
	2013-14	Career
Jon Hood	6	79
Jarrold Polson	14	75
Alex Poythress	19	52
Willie Cauley-Stein	19	48
Aaron Harrison	19	19
Andrew Harrison	19	19
Dominique Hawkins	19	19
Julius Randle	19	19
James Young	19	19
Dakari Johnson	18	18
Brian Long	0	15
Marcus Lee	14	14
Derek Willis	10	10
Sam Malone	0	9
Tod Lanter	0	6
EJ Floreal	2	2
<b>Starts</b>		
	2013-14	Career
Alex Poythress	0	31
Willie Cauley-Stein	15	29
Aaron Harrison	19	19
Andrew Harrison	19	19
Julius Randle	19	19
James Young	19	19
Marcus Lee	4	4
Jarrold Polson	0	1

### The Freshmen Five

Kentucky started five freshmen (Aaron Harrison, Andrew Harrison, Marcus Lee, Julius Randle and James Young) against Robert Morris marking the first time in school history the starting lineup was comprised of only first-year players. UK started the same lineup in four-straight games.

### National History

Julius Randle opened his collegiate career with three-straight 20-point, 10-rebound efforts. He is the first Division I player since Kansas State's Michael Beasley to achieve the same feat in 2007.

### Field Day

In a 79-65 win over Providence, Kentucky shot .643 (27-42) from the field which is a mark that ranks as the third-best output in the John Calipari era. In the history of the program, Kentucky has shot .640 or better on 37 occasions.

Furthermore, the Blue and White connected on .750 (6-8) from long range. That mark is the best in school history in a single contest. The next best shooting night from 3-point range was when UK shot .714 (5-7) vs. Indiana on Dec. 6, 1986.

### Double-Doubles to Open a Season

UK had two players log a double-double to begin the 2013-14 season when both sophomore Alex Poythress and freshman Julius Randle turned the trick. It was Poythress' second career double-double, and Randle is the third freshman in four years to debut with a double-double for the Cats joining Anthony Davis (2011) and Terrence Jones (2010) as the others to achieve the feat.

The milestone marked the ninth time in the last 10 seasons at least one UK player began the season with a double-double.

### Polson a Nominee for Good Works Team

Senior Jarrold Polson was named a nominee for the second-annual National Association of Basketball Coaches AllState Good Works Team. The award recognizes a select group of college basketball student-athletes who have made significant contributions to the greater good of their communities through volunteerism and civic service.

The senior from Wilmore, Ky., has logged more than 100 hours of service since his arrival on campus. Throughout his time with the UK men's basketball team, Polson has coupled with his teammates in various service projects including the Salvation Army, Samaritan's Feet, clothing drives, God's Pantry Backpack program, a tele-a-thon for Hurricane Sandy relief, and various UK basketball camps.

The summer following his junior season, he joined seven other UK athletes from various teams on a service trip for a week to Ethiopia.

In addition to these projects, Polson is a member of Christian Student Fellowship where he has been active since his sophomore year. The past two years he has served as a leader to that group.

Outside of Lexington, Polson remains active in his hometown. He is a presence as a motivational speaker at both his former high school and middle school.

Polson graduated from Kentucky in May of 2013 with a BA degree in Business - Finance in just three years as a student at the University. He maintained a GPA of 3.472, and is now currently pursuing a second degree in Marketing while he completes his athletic eligibility.

### Three Named to Naismith Watch List

Andrew Harrison, Julius Randle and James Young were represented on the list of 50 players across the country considered candidates for the Naismith Trophy. Each year, the Atlanta Tipoff Club's Board of Selectors chooses the 50 pre-season "Naismith Watch" list as well as the mid-season team of 30 candidates. The Naismith voting academy narrows that group down to four finalists who will make up the final ballot. Named in honor of Dr. James Naismith, creator of the game of basketball, the first trophy was awarded to UCLA's Lew Alcindor, later known as Kareem Abdul-Jabbar, in 1969. Anthony Davis became UK's first winner of the award in 2012 after guiding the Cats to their eighth national title.

### Wildcats Ink Four for 2014

The Kentucky men's basketball team added four of the top signees from the Class of 2014 in the early signing period, receiving National Letters of Intent from Devin Booker, Trey Lyles, Karl Towns and Tyler Ulis, UK head coach John Calipari announced Thursday, Nov. 13.

Booker is rated No. 18 in the 2014 ESPN 100, No. 30 in the Rivals 150 and No. 31 according to Scout. Lyles is rated No. 7 by ESPN, while Rivals and Scout place him eighth in the class of 2014. ESPN ranks Towns as the No. 6 prospect in the 2014 class, while Scout and Rivals rate him the 11th-best prospect in the class. ESPN ranks Towns No. 3 at his position in the class, with Scout ranking him No. 4 at his position. Ulis is ranked 29th nationally by Scout and 33rd by Rivals and ESPN. Ulis ranks as the No. 4 point guard in the country by ESPN and No. 6 at his position according to Scout.

## Lyles on Naismith High School Player of the Year Watch List

UK signee Trey Lyles was one of 10 players on the Naismith Trophy High School Player of the Year early-season watch list.

At the time of the honor, Lyles, a forward from Indianapolis, was averaging 22.8 points and 15.2 rebounds.

## Champions Classic Renewed for Three Additional Years

The University of Kentucky men's basketball program along with Michigan State, Kansas and Duke in conjunction with ESPN have agreed to renew the Champions Classic for an additional three years. The Champions Classic debuted during the 2011-12 season and will now continue through the 2016-17 season. The event pitting four of the winningest programs in college basketball history will rotate through the cities of Indianapolis (2014), Chicago (2015) and New York (2016). All six games will be broadcasted by ESPN.

## Randle on Oscar Robertson Trophy Watch List

Freshman Julius Randle was among 15 players selected for the U.S. Basketball Writers Association watch list for the 2013-14 Oscar Robertson Trophy honoring the nation's top player.

Members of the association's board of directors chose the players to be included on the list as contenders for the trophy. In mid-March, the USBWA will announce its 2013-14 All-America Team and, at that time, finalists will also be chosen for the player of the year. Once finalists are announced, the entire USBWA membership will vote for the winner of the Oscar Robertson Trophy.

## Four Freshmen on Watch List for Wayman Tisdale Award

Freshmen Aaron Harrison, Andrew Harrison, Julius Randle and James Young were among 10 first-year players selected for the 2014 Integris Wayman Tisdale Freshman of the Year Award Preseason Watch List announced by the U.S. Basketball Writers Association (USBWA).

The four freshmen were part of the top-ranked recruiting class in the country and make up 40 percent of the preseason watch list.

## Harrison Tabbed to Bob Cousy Award Watch List

Freshman guard Andrew Harrison was one of 45 players to earn recognition as a member of the watch list of candidates for the 2014 Bob Cousy Collegiate Point Guard of the Year Award it was announced in late October.

The annual honor, named for Hall of Famer and former Boston Celtic Bob Cousy, recognizes the top point guards in men's college basketball. The list was created by a committee of well-respected media members and influential people within college basketball from around the country. The watch list of candidates will be narrowed down to a final 20 in early February, then final five by early March.

## All-Americans and Players of the Year

In addition to team success, this year's roster posts a slew of All-Americans or High School Players of the Year.

Aaron Harrison, Andrew Harrison, Dominique Hawkins, Dakari Johnson, Marcus Lee, Alex Poythress, Julius Randle and James Young all garnered All-America accolades to conclude their high-school careers.

Hawkins, Poythress and Jon Hood form the trio that earned Gatorade High School and state Player of the Year accolades.

## A Team of Champions

Six players on the 2013-14 Kentucky men's basketball roster claimed a state or national title while in high school. Aaron and Andrew Harrison, Dominique Hawkins, Dakari Johnson, Sam Malone and Julius Randle all claimed state basketball championships.

Johnson also led Montverde Academy to the National High School Invitational Championship last season.

## Hood, Polson Graduate to Add to Perfect Success Rate

Since John Calipari's arrival at Kentucky, the Wildcats have turned in four semesters with team grade-point averages of 3.0 or better including the spring semester of the 2013 season that saw a record 3.23 average with 12 players earning a 3.0 or higher. Additionally, players have logged a 3.0 GPA or higher on 53 occasions in various semesters since his arrival including nine during the National Championship spring semester.

Furthermore, under Calipari all seven players who exhausted their athletic eligibility have graduated from UK including Twany Beckham, Josh Harrellson, Ramon Harris, Mark Krebs, Darius Miller, Perry Stevenson and Eloy Vargas. Additionally, Patrick Patterson and Jarrod Polson completed degrees in just three years. Current senior Jon Hood has also received a bachelor's degree, and will have another year of athletic eligibility.

Additional academic achievements include, Kentucky being among the inaugural Team Academic Excellence Award winners, created by the National Association of Basketball Coaches (NABC) in 2013. These awards recognize out-

## UK BY POSSESSION

Game	Pts. per Possession
UNC Asheville	1.25 (Offense); 0.80 (Defense)
N. Kentucky	1.35 (Offense); 0.91 (Defense)
Michigan State	1.06 (Offense); 1.11 (Defense)
Robert Morris	1.19 (Offense); 0.67 (Defense)
UT Arlington	1.40 (Offense); 1.01 (Defense)
Cleveland State	1.08 (Offense); 0.97 (Defense)
Eastern Michigan	1.05 (Offense); 0.82 (Defense)
Providence	1.32 (Offense); 1.08 (Defense)
Baylor	1.03 (Offense); 1.12 (Defense)
Boise State	1.04 (Offense); 0.82 (Defense)
North Carolina	1.04 (Offense); 1.11 (Defense)
Belmont	1.33 (Offense); 1.14 (Defense)
Louisville	1.04 (Offense); 0.94 (Defense)
Mississippi State	1.18 (Offense); 0.88 (Defense)
Vanderbilt	1.09 (Offense); 0.95 (Defense)
Arkansas	1.08 (Offense); 1.10 (Defense)
Tennessee	1.19 (Offense); 1.06 (Defense)
Texas A&M	1.03 (Offense); 0.77 (Defense)
Georgia	1.20 (Offense); 0.82 (Defense)

Kentucky offensive high - 1.40, vs. UT Arlington  
 SEC high - 1.20 vs. Georgia  
 Kentucky offensive low - 1.04, three times  
 SEC low - 1.03 vs. Texas A&M

Opponent offensive high - 1.14, Belmont  
 SEC high - 1.10, Arkansas  
 Opponent offensive low - 0.77, Texas A&M  
 SEC low - 0.77, Texas A&M

standing academic achievement by a team with a cumulative grade point average of 3.0 or better for the 2012-13 season.

Kentucky was the only team from the Southeastern Conference to earn recognition to the NABC's inaugural team academic excellence award. The honor is even more impressive considering UK is among six BCS level institutions to earn recognition.

### **ESPN'S College GameDay Returns to Rupp in 2014**

For the fifth time in program history, and the second consecutive year, the ESPN College GameDay tour will visit Kentucky's historic Rupp Arena for a weekly installment of the popular college basketball preview show. ESPN has selected the Florida-Kentucky matchup on Feb. 15 as one of its eight College GameDay stops during the 2013-14 season.

Since its inception during the 2004-05 season, College GameDay has featured the Wildcats eight total times, including this year's upcoming appearance.

GameDay last visited Rupp Arena during the 2012-13 season when the Wildcats hosted the Missouri Tigers. The game didn't disappoint with UK posting an exciting 90-83 overtime win. The Blue and White own a 4-0 record on days when it is featured by the GameDay crew under John Calipari's direction and has been selected for the show in each year of Calipari's tenure at UK.

Last year, a crowd of 15,087 attended the morning GameDay show, the second largest ever. UK also holds the record for the largest crowd in GameDay history of 22,144, set on Feb. 13, 2010.

The Wildcats have faced Florida in three of their seven previous GameDay appearances, with the other meetings coming against Missouri (2013), Vanderbilt (2012), Tennessee (2010) and Mississippi State (2005).

## WILDCATS ON THE CHARTS

### CAREER RECORDS

#### Blocked Shots

No. Player	Blocks	Games
1. Jamaal Maglorie (1997-00)	268	145
12. Nazr Mohammed (1996-98)	135	94
13. Chuck Hayes (2002-05)	128	134
14. Randolph Morris (2005-07)	125	89
15. Willie Cauley-Stein (2013-)	124	48

### SINGLE SEASON RECORDS

#### Blocked Shots

No. Player	Blocks	Games
1. Anthony Davis (2012)	186	40
12. Terrence Jones (2012)	68	38
13. Melvin Turpin (1982)	67	30
13. Perry Stevenson (2009)	67	36
13. DeMarcus Cousins (2010)	67	38
16. Jamaal Magloire (1999)	66	34
16. Jamaal Magloire (1998)	66	38
18. Sam Bowie (1984)	65	34
19. Willie Cauley-Stein (2014)	64	19

### SINGLE SEASON SOPHOMORE RECORDS

#### Blocks

No. Player	Blocks	Games
1. Sam Bowie (1981)	80	28
2. Patrick Patterson (2009)	70	34
3. Terrence Jones (2012)	68	38
4. Melvin Turpin (1982)	67	30
5. Jamal Magloire (1998)	66	38
6. Willie Cauley-Stein (2014)	64	19

### SINGLE SEASON FRESHMAN RECORDS

#### Rebounds

No. Player	Rebs.	Games
1. Anthony Davis (2012)	415	40
7. Nerlens Noel (2013)	227	24
8. Rick Robey (1975)	214	21
9. Julius Randle (2014)	199	19

#### Assists

No. Player	Assts.	Games
1. John Wall (2010)	241	37
11. Archie Goodwin (2013)	88	33
12. Ed. Davender (1985)	83	31
13. M. Kidd-Gilchrist (2012)	75	40
14. Eric Manuel (1988)	74	32
15. Darius Miller (2009)	72	36
16. Andrew Harrison (2014)	68	19

### 3-Pointers

No. Player	Threes	Games
1. Brandon Knight (2011)	87	38
2. Rex Chapman (1987)	68	29
2. Doron Lamb (2011)	68	38
4. Eric Bledsoe (2010)	49	37
5. Keith Bogans (2000)	48	33
6. Jodie Meeks (2007)	44	34
7. James Young (2014)	42	19

### Free Throws

No. Player	FTs	Games
1. John Wall (2010)	175	37
5. M. Kidd-Gilchrist (2012)	143	40
6. Brandon Knight (2011)	136	38
7. Archie Goodwin (2013)	135	33
8. Dwight Anderson (1979)	131	29
9. Julius Randle (2014)	113	19
10. Sam Bowie (1980)	110	34
11. Alex Poythress (2013)	91	33
12. Winston Bennett (1984)	88	34
12. Randolph Morris (2005)	88	34
14. Patrick Patterson (2008)	87	25
14. Keith Bogans (2000)	87	33
16. Marquis Teague (2012)	85	40
17. Eric Bledsoe (2010)	82	37
17. Chris Mills (1989)	82	32
19. Andrew Harrison (2014)	81	19
20. Wallace Jones (1946)	80	30
21. Doron Lamb (2011)	79	38
22. Ed Davender (1985)	78	31
23. Aaron Harrison (2014)	71	19
24. Rodrick Rhodes (1993)	70	33
24. Chuck Verderber (1979)	65	31
26. Jamal Mashburn (1991)	64	28
27. Jodie Meeks (2007)	61	34
28. Rajon Rondo (2005)	60	34
29. Ralph Beard (1946)	57	30
30. Bob Brannum (1944)	56	21
31. Nerlens Noel (2013)	55	24
32. James Young (2014)	54	19

### Points

No. Player	Points	Games
1. Brandon Knight (2011)	657	38
15. Marquis Teague (2012)	401	40
16. Dwight Anderson (1979)	387	29
17. Alex Poythress (2012)	371	33
18. Jamal Mashburn (1991)	362	28
19. Rick Robey (1975)	321	31
20. Julius Randle (2014)	315	19
25. Jack Givens (1975)	292	31
26. Wallace Jones (1946)	290	30
27. Ron Mercer (1996)	288	36
28. Ralph Beard (1946)	279	30
29. Rajon Rondo (2005)	274	34
30. James Young (2014)	270	19
31. Ed Davender (1985)	264	31
32. Aaron Harrison (2014)	261	19
33. Antonie Walker (1995)	259	33
34. Bob Brannum (1944)	254	21
35. Nerlens Noel (2013)	251	24
36. Willie Cauley-Stein (2013)	242	29
37. Mike Phillips (1975)	242	31
38. Gerald Fitch (2001)	230	34
39. Eric Manuel (1988)	228	32
40. Kenny Walker (1983)	227	31
41. Winston Bennett (1984)	222	34
42. Jay Shidler (1977)	219	28
43. Tayshaun Prince (1999)	214	37
44. Andrew Harrison (2014)	211	19

### SINGLE SEASON RECORDS

#### Double-Doubles

No. Player (Season)	Class	DbI-DbIs
1. Dan Issel (1970)	Sr.	25
15. Terrence Jones (2010)	Fr.	13
15. Cotton Nash (1964)	Sr.	13
15. Tom Payne (1971)	So.	12
18. Chris Mills (1989)	Fr.	12
18. Don Mills (1989)	Fr.	12
18. Randolph Morris (2007)	Jr.	12
18. Mike Pratt (1970)	Sr.	12
18. Pat Riley (1966)	Jr.	12
18. Larry Stamper (1972)	Jr.	12
24. Julius Randle (2014)	Fr.	11

\*Special thanks to Jon Scott

## AN UNPARALLELED TRADITION

The Wildcats own an unparalleled tradition of success. Since 1903, the University of Kentucky has fielded 110 basketball teams. The first national championship was an NIT title in 1946. The first NCAA title came in 1948, and the latest, No. 8, occurred in 2012. No other program can claim the unparalleled success that matches the Wildcats efforts over the past century.

- **Eight** national championships (1948, 1949, 1951, 1978, 1996, 1998, 2012)
- The highest all-time winning percentage in college basketball: (2,126-663-1, **.762**)
- **Three** NCAA runner-up trophies
- **15** Final Four appearances
- A national-record **52** NCAA Tournament appearances
- **157** NCAA Tournament games and **111** Tournament wins
- **45** SEC regular-season championships
- **27** SEC Tournament titles
- **12** 30-win seasons
- **57** 20-win seasons
- And the **most victories all-time** in NCAA Division I history through Jan. 25:

<b>Kentucky</b>	<b>2,126</b>
Kansas	2,116
North Carolina	2,102
Duke	2,016
Syracuse	1,893

### Kentucky in the NBA Draft

- Following the 2013 NBA Draft, Kentucky has had 108 players drafted 108 times (Johnny Cox '58 and Roger Newman '60 both drafted in Junior eligible draft, but returned for senior year and were drafted again).
- UK has had 33 players selected in the opening round (13 have come in the last four years) of the draft.
- In 2012, the Wildcats set a new single-draft high for Kentucky players drafted in a single year, with six being selected. The 2010 draft had five UK players selected, and the 1984 draft also had five Wildcats.
- Anthony Davis and Michael Kidd-Gilchrist became the first pair of teammates to go No. 1 and No. 2 in NBA Draft history in 2012.
- With Anthony Davis selected as the No. 1 pick in 2012, Kentucky is the only school since the 2000 draft to have two No. 1 picks (John Wall – 2010).
- With Davis going No. 1 overall, John Calipari will have coached three No. 1 picks in the last five years. And his three No. 1 picks are the most by one coach in NBA Draft history.

### Kentucky Tops the Nation in Pros

On Oct. 28, 2012, the opening-day rosters of the 2013-14 season, Kentucky had more NBA players than any other team in the nation.

- 1) Kentucky -- 22
- 2) Duke -- 15
- 2) North Carolina -- 15
- 4) Kansas -- 14
- 5) UConn -- 12
- 5) UCLA -- 12
- 5) Florida -- 12

### Wildcats in the NBA

Former UK players on NBA rosters include:

Eric Bledsoe - Suns	Brandon Knight - Bucks
Keith Bogans - Celtics	Doron Lamb - Magic
DeMarcus Cousins - Kings	Jodie Meeks - Lakers
Anthony Davis - Pelicans	Darius Miller - Pelicans
Archie Goodwin - Suns	Nazr Mohammed - Bulls
Josh Harrellson - Pistons	Nerlens Noel - 76ers
Chuck Hayes - Raptors	Daniel Orton - 76ers
Terrence Jones - Rockets	Patrick Patterson - Raptors
Enes Kanter - Jazz	Tayshaun Prince - Grizzlies
Michael Kidd-Gilchrist - Bobcats	Rajon Rondo - Celtics
	Marquis Teague - Bulls
	John Wall - Wizards

## RUPP ARENA

### Rupp Arena

#### Year by Year Records

Season	W-L	Pct.	Start
2013-14	13-0	1.000	13-0
2012-13	16-2	.889	3-0
2011-12	18-0	1.000	18-0
2010-11	15-0	1.000	15-0
2009-10	18-0	1.000	18-0
2008-09	12-6	.667	3-0
2007-08	14-4	.778	1-0
2006-07	14-2	.875	10-0
2005-06	10-5	.667	4-0
2004-05	14-1	.933	7-0
2003-04	11-2	.846	3-0
2002-03	12-1	.923	1-0
2001-02	12-3	.800	0-1
2000-01	11-1	.917	0-1
1999-2000	14-0	1.000	14-0
1998-99	12-1	.923	6-0
1997-98	9-3	.750	4-0
1996-97	12-1	.923	12-0
1995-96	13-0	1.000	13-0
1994-95	12-1	.923	2-0
1993-94	13-1	.929	11-0
1992-93	16-0	1.000	16-0
1991-92	15-2	.882	1-0
1990-91	13-0	1.000	13-0
1989-90	13-2	.867	5-0
1988-89	8-6	.571	0-1
1987-88	14-2	.875	8-0
1986-87	13-2	.867	5-0
1985-86	18-0	1.000	18-0
1984-85	11-3	.786	1-0
1983-84	16-0	1.000	16-0
1982-83	14-1	.933	8-0
1981-82	15-1	.938	15-0
1980-81	15-0	1.000	15-0
1979-80	12-3	.800	6-0
1978-79	11-4	.733	3-0
1977-78	16-0	1.000	16-0
1976-77	12-2	.857	4-0
<b>Total</b>	<b>507-62</b>	<b>.891</b>	

#### Where the Coaches Rank by Wins

Coach	Years	Total	Record
Joe B. Hall	1976-85	9	122-14
Tubby Smith	1997-2007	10	119-19
Rick Pitino	1989-97	8	107-7
<b>John Calipari</b>	<b>2009-Pres.</b>	<b>5</b>	<b>80-2</b>
Eddie Sutton	1985-89	4	53-10
Billy Gillispie	2007-09	2	26-10

### Cats Rock at Rupp

- UK has won 163 of its last 188 home games. Kentucky went on a 54-game winning streak in the venerable arena to begin the John Calipari era.

- The Wildcats are 507-62 (.891) all-time in Rupp Arena.

- UK has won 24 national attendance titles in the building, including 17 of the last 18.

- The Rupp Arena attendance record of 24,479 was set against Louisville on Jan. 2, 2010.

- The Wildcats have posted a remarkable 272-39 (.875) record in regular season SEC games in the building.

### Win No. 500 in Rupp Arena

Kentucky's 81-63 victory over Eastern Michigan on Nov. 27 marked the 500th UK win in Rupp Arena in program history. The victory came 37 years to the day of the very first victory in the venue for the Cats.

### Calipari Owns Record in Rupp

With UK's 2011-12 season-opening victory over Marist, UK head coach John Calipari recorded his 34th consecutive win in Rupp Arena as UK's head coach. It broke former UK head coach Rick Pitino's longest streak of 33 games in the venue.

Calipari's winning streak was snapped at 54 games with a loss to Baylor in his fourth season. The 54-game run, however, was his longest career home winning streak.

In four seasons, Calipari has only yielded one conference loss in the arena. Texas A&M notched a win on Jan. 12, 2013.

### Kentucky Leads the Nation

For 17 of the last 18 seasons, Rupp Arena has owned the national attendance average including a Rupp Arena record of 24,110 in John Calipari's first season as head coach in 2009-10.

During the last 18 seasons, UK has averaged 22,960 fans per season. In the Calipari Era, UK has averaged no fewer than 23,099 fans per outing.

### All-Time Attendance Records at Rupp

No.	Att.	Opponent	Date	Result
1	24,479	Louisville	1/20/10	W, 71-62
2	24,468	N. Carolina	12/5/09	W, 68-66
3	24,465	Florida	2/10/07	L, 64-61
4	24,459	Florida	2/4/03	W, 70-55
5	24,432	Louisville	12/17/05	W, 73-61
6	24,411	LSU	2/28/09	L, 73-70
7	24,402	Tennessee	2/13/10	W, 73-62
8	24,398	N. Carolina	12/3/11	W, 73-72
<b>9</b>	<b>24,396</b>	<b>Louisville</b>	<b>12/28/13</b>	<b>W, 73-66</b>
10	24,394	Tennessee	2/21/09	W, 77-58

### Attendance Records at Rupp 2013-14

No.	Att.	Opponent	Date	Result
1	24,396	Louisville	12/28/13	W, 73-66
2	24,246	Tennessee	1/18/14	W, 74-66
3	24,224	Belmont	12/21/13	W, 90-83
4	23,638	Mississippi St.	1/8/14	W, 85-63
5	23,367	Georgia	1/25/14	W, 79-54

### Records vs. Most Faced Opponents in Rupp Era (1976-Pres.)

Opponent	Times Played	Record	Cal Era
Tennessee	39	35-4	5-0
Florida	37	31-6	4-0
Georgia	36	32-4	4-0
Vanderbilt	36	34-2	4-0
LSU	28	23-5	2-0
Alabama	27	22-5	2-0
Auburn	27	25-2	2-0
Miss. St.	27	25-2	3-0
Ole Miss	27	26-1	2-0
S. Carolina	24	22-2	4-0
Louisville	17	13-4	3-0
Arkansas	12	10-2	2-0
Indiana	9	8-1	1-0
E. Kentucky	8	8-0	-
Morehead St.	8	8-0	2-0
N. Carolina	6	4-2	2-0
Kansas	5	4-1	-
N. Dame	5	5-0	-
Tenn. Tech	5	5-0	-

### 2013-14 Non-Conference Opponents

Opponent	Times Played	Record	Cal Era
UNC Ash.	3	3-0	-
R. Morris	2	2-0	2-0
E. Michigan	2	2-0	2-0
Belmont	1	1-0	1-0
Boise State	1	1-0	1-0
Cleveland St.	1	1-0	1-0
NKU	1	1-0	1-0
UT Arlington	1	1-0	1-0

## GAME BY GAME LEADERS

Opponent	Points	Rebounds	Assists	Blocks	Steals
UNC Asheville	Randle - 23	Randle - 16	An. Harrison - 5	Cauley-Stein - 4	Aa. Harrison - 4
Northern Kentucky	Randle - 22	Randle - 14	Randle - 3	Lee - 2	Three w/ - 1
Michigan State	Randle - 27	Randle - 13	An. Harrison - 3	Poythress - 3	Young - 1
Robert Morris	Aa. Harrison - 28	Randle - 15	Three w/ - 3	Cauley-Stein - 4	Two w/ - 2
UT Arlington	Young - 26	Two w/ - 10	An. Harrison - 6	Lee - 3	Two w/ - 2
Cleveland State	Randle - 15	Randle - 15	An. Harrison - 5	Cauley-Stein - 4	Cauley-Stein - 2
Eastern Michigan	Aa. Harrison - 22	Randle - 10	Young - 4	Cauley-Stein - 7	Three w/ - 1
Providence	Young - 18	Two w/ - 8	Two w/ - 4	Cauley-Stein - 9	Three w/ - 1
Baylor	Randle - 16	Randle - 8	Two w/ - 6	Cauley-Stein - 3	-
Boise State	Young - 21	Randle - 11	Two w/ - 2	Cauley-Stein - 9	Aa. Harrison - 3
North Carolina	Aa. Harrison - 20	Cauley-Stein - 12	An. Harrison - 7	Cauley-Stein - 5	Three w/ - 2
Belmont	Randle - 29	Randle - 10	Aa. Harrison - 7	Cauley-Stein - 2	Two w/ - 1
Louisville	Two w/ - 18	Two w/ - 10	Young - 4	Cauley-Stein - 3	Three w/ - 1
Mississippi State	Young - 26	Randle - 14	Young - 5	Poythress - 3	Two w/ - 2
Vanderbilt	Cauley-Stein - 15	Randle - 11	Two w/ - 4	Two w/ - 1	Three w/ - 2
Arkansas	Young - 23	Randle - 14	An. Harrison - 6	Two w/ - 2	Young - 2
Tennessee	An. Harrison - 26	Two w/ - 4	Randle - 4	Poythress - 2	Two w/ - 2
Texas A&M	Poythress - 16	Randle - 11	An. Harrison - 4	Johnson - 3	Two w/ - 2
Georgia	Aa. Harrison - 15	Randle - 9	An. Harrison - 5	Cauley-Stein - 6	Cauley-Stein - 6
LSU					
Missouri					
Ole Miss					
Mississippi State					
Auburn					
Florida					
Ole Miss					
South Carolina					
Alabama					
Florida					

## TOP-FIVE INDIVIDUAL PERFORMANCES OF 2013-14

<p><b>Points</b></p> <ol style="list-style-type: none"> <li>Randle - 29 (BEL, 12/21)</li> <li>Aa. Harrison - 28 (RMU, 11/17)</li> <li>Randle - 27 (MSU, 11/12)</li> <li>26- Three times</li> </ol> <p><b>First Half Points</b></p> <ol style="list-style-type: none"> <li>Aa. Harrison - 19 (RMU, 11/17)</li> <li>Young - 17 (BSU, 12/10) Randle - 17 (LOU, 12/28)</li> <li>Randle - 16 (UT, 1/18)</li> <li>15 - Two times</li> </ol> <p><b>Second Half Points</b></p> <ol style="list-style-type: none"> <li>Randle - 23 (MSU, 11/12)</li> <li>Aa. Harrison - 18 (BEL, 12/21)</li> <li>An. Harrison - 16 (UT, 1/18)</li> <li>15 - Four times</li> </ol>	<p><b>Rebounds</b></p> <ol style="list-style-type: none"> <li>Randle - 16 (UNCA, 11/8)</li> <li>Randle - 15 (RMU, 11/17) Randle - 15 (CSU, 11/15)</li> <li>Randle - 14 (NKU, 11/10) Randle - 14 (ARK, 1/14)</li> </ol> <p><b>Offensive Rebounds</b></p> <ol style="list-style-type: none"> <li>Poythress - 7 (MSU, 11/12) Randle - 7 (CSU, 11/25)</li> <li>6 - Six times</li> </ol> <p><b>Free Throws</b></p> <ol style="list-style-type: none"> <li>Randle - 13 (BEL, 12/21)</li> <li>Randle - 11 (UNCA, 11/8)</li> <li>10 - Five times</li> </ol>	<p><b>Assists</b></p> <ol style="list-style-type: none"> <li>Aa. Harrison - 7 (BEL, 12/21) An. Harrison - 7 (UNC, 12/14)</li> <li>6 - Four times</li> </ol> <p><b>Blocks</b></p> <ol style="list-style-type: none"> <li>Cauley-Stein - 9 (PU, 12/1) Cauley-Stein - 9 (BSU, 12/10)</li> <li>Cauley-Stein - 7 (EMU, 11/27)</li> <li>Cauley-Stein - 6 (UGA, 1/25)</li> <li>Cauley-Stein - 5 (UNC, 12/14)</li> </ol> <p><b>Steals</b></p> <ol style="list-style-type: none"> <li>Cauley-Stein - 6 (UGA, 1/25)</li> <li>Aa. Harrison - 4 (UNCA, 11/8)</li> <li>Cauley-Stein - 3 (UNCA, 11/8) Aa. Harrison - 3 (BSU, 12/10)</li> <li>2 - 18 times</li> </ol>	<p><b>Field Goals</b></p> <ol style="list-style-type: none"> <li>Randle - 9 (MSU, 11/12)</li> <li>8 - Six times</li> </ol> <p><b>3-Pointers</b></p> <ol style="list-style-type: none"> <li>Young - 5 (UTA, 11/19)</li> <li>Aa. Harrison - 4 (RMU, 11/17) Young - 4 (BU, 12/6) Young - 4 (BSU, 12/10)</li> <li>3 - Seven times</li> </ol> <p><b>Dunks</b></p> <ol style="list-style-type: none"> <li>Poythress - 5 (MState, 1/8)</li> <li>Cauley-Stein - 4 (EMU, 11/27)</li> <li>Cauley-Stein - 3 (BEL, 12/21) Lee - 3 (UNCA, 11/8) Randle - 3 (NKU, 11/10)</li> </ol>
--	---	--	---



## HEAD COACH JOHN CALIPARI

### Most Wins

Since the 2005-06 season, John Calipari's on-court record ranks him as the winningest coach over the last seven-plus seasons. Totals through Jan. 25.

1.	John Calipari	273-43
2.	Bill Self	267-46
3.	Mike Krzyzewski	250-54
4.	Thad Matta	245-64
5.	Roy Williams	241-68

### On Pace with the Baron of the Bluegrass

Legendary coach Adolph Rupp won 876 career games while the coach of UK. He also led the Blue and White to five NCAA titles during his 41-year tenure. However, current UK coach John Calipari is keeping pace with the legend as far as victories to begin his career at Kentucky. In his 169th game, Coach Rupp's Cats defeated Marquette 37-31.

Coach	Games	Record
Rupp	168	137-31
Calipari	168	138-30

### Calipari on a Roll in Conference Play

Calipari has recorded a 104-15 record in league play over the last six-plus seasons. He's 57-15 in SEC action at the helm of Kentucky.

### Calipari Unrivaled in the Conference

UK head coach John Calipari is unrivaled in the league when it comes to conference accolades. During his career, Calipari has won 12 league championships, including the 2010 and 2012 SEC Championships, seven more than the next closest coach (Billy Donovan has five conference titles).

Calipari also has 11 conference tournament titles, eight more than his closest competitor.

Furthermore, he's tallied a 265-81 (.765) all-time record within conference play as a head coach. He owns a 57-15 (.791) clip since joining the SEC.

### Calipari at No. 1

Calipari is one of just two coaches (Frank McGuire) to lead three programs to a No. 1 ranking. Calipari is 62-9 as the top-ranked coach in the country. He tallied a 32-4 mark at UMass when the Minutemen were No. 1 and he was 9-1 at Memphis when he had the Tigers at the pinnacle of the rankings. Calipari is 24 of 28 when his team is at the top as UK's head coach.

In addition, Calipari has guided four of his last six teams to the No. 1 ranking and this year marks the sixth time he's led his team to the top ranking throughout his career. He guided his 1994-95 and 1995-96 UMass teams to the No.

1 ranking, as well as his 2007-08 Memphis team and his 2009-10, 2011-12 and 2013-14 Kentucky teams.

### The Success Rate

Coach Calipari has graduated 100% of the players (10 of 10) who have been eligible to graduate by the end of their senior years and exhausted their athletic eligibility. Of that group, Patrick Patterson and Jarrod Polson each completed their degrees in just three years. Current senior Jon Hood has also received a bachelor's degree, and will have another year of eligibility.

### Calipari Comfortable at Home

Since the 2000 season, John Calipari-coached teams have posted a 235-21 (.918) record at home. In Calipari's first season, UK tallied an 18-0 mark at home, and the Cats were 15-0 in Rupp in his second season. Kentucky finished 18-0 in 2011-12 and is 13-0 this season.

His 54-game winning streak at Rupp was the longest streak since the arena opened in 1976.

### Coach Streak (Yrs)

1.	John Calipari	54 (2010-13)
2.	Rick Pitino	33 (1992-94)
3.	Joe B. Hall	30 (1981-82)
4.	Rick Pitino	27 (1995-97)
5.	Joe B. Hall	26 (1977-78)

### Calipari is Just as Comfortable on the Road

Calipari has recorded a 63-24 (.724) record on the road dating back to 2005-06 season. The young Wildcats are 1-2 on the road so far in 2013-14.

### Fifty is Nifty

With a 90-83 overtime victory over Missouri on Feb. 20, John Calipari claimed his 50th Southeastern Conference victory. He achieved the feat in just 62 games as head coach of the Cats. It's the second-fastest stretch of games to win 50 in league history, trailing only Adolph Rupp who achieved the feat in 57 contests.

Coach	Games to 50
1. A. Rupp (UK)	57
<b>2. J. Calipari (UK)</b>	<b>62</b>
3. N. Richardson (ARK)	65
4. T. Smith (UK)	67
5. R. Pitino (UK)	69
6. J. Hall (UK)	73
7. B. Donovan (UF)	88

## UK VS. AP RANKED FOES

In John Calipari Era (2009-Present)

**28-10, 11-3 SEC**

vs. No. 4 Louisville	Dec. 28, 2013	W, 73-66
at No. 18 North Carolina	Dec. 14, 2013	L, 82-77
vs. No. 20 Baylor (Dallas)	Dec. 6, 2013	L, 67-62
vs. No. 2 Michigan St. (Chicago)	Nov. 12, 2013	L, 78-74
No. 11 Florida	March 9, 2013	W, 61-57
at No. 7 Florida	Feb. 12, 2013	L, 69-52
at No. 16 Ole Miss	Jan. 29, 2013	W, 87-74
at No. 4 Louisville	Dec. 29, 2012	L, 80-77
vs. No. 9 Duke (Atlanta)	Nov. 13, 2012	L, 75-68
vs. No. 6 Kansas (NCAA)	April 2, 2012	W, 67-59
vs. No. 17 Louisville (NCAA)	March 31, 2012	W, 69-61
vs. No. 9 Baylor (NCAA)	March 25, 2012	W, 82-70
vs. No. 16 Indiana (NCAA)	March 23, 2012	W, 87-71
at No. 16 Florida	March 4, 2012	W, 74-59
No. 8 Florida	Feb. 7, 2013	W, 78-58
No. 4 Louisville	Dec. 31, 2012	W, 69-62
No. 5 North Carolina	Dec. 3, 2011	W, 73-72
vs. No. 12 Kansas (New York)	Nov. 15, 2011	W, 75-65
vs. No. 9 UConn (NCAA)	April 2, 2011	L, 56-55
vs. No. 7 N. Carolina (NCAA)	March 27, 2011	W, 76-69
vs. No. 1 Ohio State (NCAA)	March 25, 2011	W, 62-60
vs. No. 22 W. Virginia (NCAA)	March 19, 2011	W, 71-63
vs. No. 12 Florida (Atlanta)	March 13, 2011	W, 70-54
No. 21 Vanderbilt	March 1, 2011	W, 68-66
No. 13 Florida	Feb. 26, 2011	W, 76-68
at No. 21 Vanderbilt	Feb. 12, 2011	L, 81-77
at No. 22 Louisville	Dec. 31, 2010	W, 78-63
vs. No. 23 N. Dame (Louisville)	Dec. 8, 2010	W, 72-58
vs. No. 13 Washington (Maui)	Nov. 23, 2010	W, 74-67
vs. No. 6 W. Virginia (NCAA)	March 27, 2010	L, 73-66
vs. No. 15 Tennessee (Nashville)	March 13, 2010	W, 74-45
at No. 19 Tennessee	Feb. 27, 2010	L, 74-65
at No. 17 Vanderbilt	Feb. 20, 2010	W, 58-56
No. 12 Tennessee	Feb. 13, 2010	W, 73-62
No. 25 Ole Miss	Feb. 2, 2010	W, 85-75
No. 21 Vanderbilt	Jan. 30, 2010	W, 85-72
vs. No. 14 UConn (New York)	Dec. 9, 2009	W, 64-61
No. 10 North Carolina	Dec. 5, 2009	W, 68-66

## UK IN OVERTIME

In John Calipari Era (2009-Present)

**5-2, 4-2 SEC**

at Arkansas	Jan. 14, 2014	L, 87-85
Missouri	Feb. 23, 2013	W, 90-83
at Texas A&M	Feb. 2, 2013	W, 61-57
at Arkansas	Feb. 23, 2011	L, 77-76
vs. Miss. State (Nashville)	March 14, 2010	W, 75-74
at Mississippi State	Feb. 16, 2010	W, 81-75
vs. Stanford (Cancun)	Nov. 25, 2009	W, 73-65

## HEAD COACH JOHN CALIPARI

### RECRUITING TRAIL

The Wildcats have signed more top-25 players over the past five seasons than 28 entire Division I conferences, including the Big Ten and Pac-12. And more than one-quarter of all top-10 prospects nationally over the past six classes have signed with Kentucky.

Player (year)	ESPN	Rivals	Scout
Devin Booker ('14)	18	30	31
Trey Lyles ('14)	7	8	8
Karl Towns ('14)	6	11	11
Tyler Ulis ('14)	33	33	29
Aaron Harrison ('13)	9	7	6
Andrew Harrison ('13)	5	5	5
Dominique Hawkins ('13)	NR	NR	NR
Dakari Johnson ('13)	7	9	17
Marcus Lee ('13)	25	19	24
Julius Randle ('13)	3	2	2
James Young ('13)	8	11	11
Derek Willis ('13)	NR	115	NR
Archie Goodwin ('12)	15	14	14
Willie Cauley-Stein ('12)	40	40	48
Nerlens Noel ('12)	1	2	1
Alex Poythress ('12)	13	8	7
Anthony Davis ('11)	1	2	1
Michael Kidd-Gilchrist ('11)	4	3	6
Marquis Teague ('11)	8	5	8
Kyle Wiltjer ('11)	19	22	24
Terrence Jones ('10)	9	13	8
Enes Kanter ('10)	25	3	3
Brandon Knight ('10)	4	6	6
Doron Lamb ('10)	29	21	28
Stacey Poole, Jr. ('10)	51	33	67
Eric Bledsoe ('09)	NR	23	37
DeMarcus Cousins ('09)	4	2	3
Daniel Orton ('09)	13	22	17
John Wall ('09)	5	1	2
Jon Hood ('09)	92	40	46
<b>Total Top 10 Players</b>	<b>15</b>	<b>14</b>	<b>14</b>
<b>Total Top 15 Players</b>	<b>18</b>	<b>18</b>	<b>17</b>
<b>Total Top 20 Players</b>	<b>20</b>	<b>19</b>	<b>19</b>
<b>Total Top 25 Players</b>	<b>22</b>	<b>23</b>	<b>21</b>

### Conference Championship Calipari

Calipari has won seven regular season conference championships dating back to his Conference USA days at Memphis. That streak includes two SEC titles. He has also won five tournament titles in that span, including a pair of SEC tournament championships.

### Calipari's Undefeated Conference Teams

When John Calipari led Kentucky to a 16-0 mark in league play in 2012, he joined rarified air. Calipari is believed to be one of three coaches, along with Frank McGuire and Jerry Tarkanian, to lead multiple teams to an unblemished mark in multiple Division 1 conferences.

Calipari did so at Memphis in Conference USA and Kentucky in the Southeastern Conference.

McGuire led St. John's in the Metro New York ('51, '52), North Carolina in the ACC ('57) and South Carolina in the ACC ('70) to undefeated marks.

Jerry Tarkanian guided Long Beach State in the Pacific Coast Athletics Association ('70, '71) and UNLV in the Big West ('87, '91, '92) to perfect conference seasons.

### Calipari and the NBA Draft

Coach John Calipari has had two or more players selected in SIX consecutive NBA drafts dating back to 2008 with Memphis. He has three players who have been taken No. 1 overall. Following the 2013 draft, Calipari has had nine players taken in the top 10 of the draft in the last four seasons and 13 taken in the first round of the draft. With Anthony Davis going No. 1 overall in 2012, Calipari has coached three No. 1 picks in a five-year span. And his three No. 1 picks are the most by one coach in NBA Draft history.

### Calipari Draft Picks

In 21 seasons as a head coach, John Calipari has coached 28 NBA draft picks including 19 first round selections with 11 of those going in the top-10 Here's a list of all of his draft picks:

Eric Bledsoe	Michael Kidd-Gilchrist
Antonio Burks	Brandon Knight
Marcus Camby	Doron Lamb
Rodney Carney	DeAndre Liggins
DeMarcus Cousins	Darius Miller
Anthony Davis	Nerlens Noel
Joey Dorsey	Daniel Orton
Chris Douglas-Roberts	Patrick Patterson
Robert Dozier	Lou Roe
Tyreke Evans	Derrick Rose
Archie Goodwin	Marquis Teague
Josh Harrellson	Dajuan Wagner
Terrence Jones	John Wall
Enes Kanter	Shawne Williams

## HEAD COACH JOHN CALIPARI



Kentucky head coach John Calipari reached the mountaintop in his third year in Lexington, guiding Kentucky to its eighth national championship and its 15th Final Four. In doing so, he claimed his first national championship and his fourth appearance in the Final Four. He is one of only two coaches to lead three different schools to a Final Four (UMass-1996; Memphis-2008; Kentucky-2011, 2012).

The Wildcats rode the trademark hard-nosed Calipari defense to the 2012 title, finishing the season as the nation's top-ranked team in field-goal percentage defense and blocked shots.

Kentucky lost three members of its 2011 Final Four team (two to the draft, one to graduation), but Calipari reloaded with the nation's top-ranked recruiting class for the third straight season. Included in the class were eventual National Player of the Year Anthony Davis and All-American Michael Kidd-Gilchrist.

En route to the national championship, Calipari guided the Wildcats to an NCAA record-tying 38 wins, a perfect 16-0 mark in the Southeastern Conference and the school's 45th SEC championship, all while extending his winning streak in Rupp Arena to 51 straight games. Calipari extended his perfect mark at home as UK's coach to 54 games before finally losing in his fourth year at Kentucky.

Upon being named head coach on April 1, 2009, Calipari continued to work his magic of resurrecting once proud programs, taking an NIT team in 2009 to the 2010 NCAA Elite Eight. Along the way he led the Wildcats to a No. 1 ranking (UK's first since 2003), the program's 44th SEC regular-season championship and 26th SEC Tournament title.

The honors continued after the 2009-10 season as Calipari became the first coach in UK history to receive the Adolph Rupp National Coach of the Year award. He then watched as five of his players were selected in the first round of the 2010 NBA Draft, the first time a school has ever produced five first-round picks. Among those picks was the first Wildcat ever taken as the No. 1 overall pick, John Wall.

In his second year in 2010-11, a season that was labeled as a "rebuilding effort," one in which Calipari and the Cats were supposed to struggle after losing an unprecedented five first-round picks in the 2010 NBA Draft, Kentucky reloaded as Calipari guided UK to its 27th SEC Tournament championship, kept his unbeaten record at Rupp Arena alive and collected his 500th career on-court win.

In his inaugural season as head coach of the Wildcats, Calipari posted his fifth straight 30-win season, the only coach in NCAA Division I history to do so. In addition to the Rupp National Coach of the Year, Calipari was also named the Associated Press SEC Coach of the Year.

When he led Kentucky back to the No. 1 spot in the country, Calipari became one of only two coaches (Frank McGuire) in NCAA history to lead three teams to a No. 1 ranking. He led UMass to a No. 1 ranking in 1995 and 1996, and he led Memphis to the No. 1 spot in the 2008 season.

Much like he did at UMass, when his players graduated at nearly 80 percent, Calipari has stressed academics. Fifteen of his last 18 seniors that came through the Memphis program earned their bachelor's degrees, and all 10 players at UK who were eligible to graduate by the end of their senior years walked away with a degree in hand.

Following a 3.4 grade-point average in the 2013 spring semester — the highest in Coach Cal's tenure at UK — the Wildcats' scholarship players posted a 3.038 GPA in the 2013 fall semester. It marked the fifth semester in the last six fall/spring semesters Coach Cal's team earned a 3.0 or better.

As someone who prides himself on helping young men reach their dreams, he has placed 29 players in the NBA during his college coaching career, including 17 over his first four seasons at Kentucky. The 17 picks over a four-season span is the most of any coach.

In 2010, five of his UK players were selected in the first round for the first time in NBA history. He followed that up with four players in the draft in 2011, six players in 2012 — the most in a two-round draft — and two more in 2013.

Overall, he's churned out 17 NBA draft picks, 13 first-rounders, two No. 1 overall selections, five top-five picks and eight lottery picks at Kentucky. Since the 2008 draft, 22 of Coach Cal's players have been taken in the NBA Draft, including 15 first-rounders.

Included in Calipari's NBA success are three No. 1 overall picks (Derrick Rose, Wall and Davis) over the last five years. No other coach has had three No. 1 picks, and 2012 was the first time two players from the same team (Davis and Kidd-Gilchrist) were taken with the top two picks in the draft.

After bringing the University of Massachusetts basketball program to national prominence in the '90s and resurrecting the Memphis basketball program in the 2000s, Calipari became the 22nd coach in UK history and seventh in the last 80 years.

Following his fourth season at UK, Calipari's overall on-court record is 568-166, the third-highest winning percentage (77.4) among active NCAA Division I coaches with 10 years experience at college basketball's Division I level, trailing only Mark Few and Roy Williams.

His 173 victories from 2008-12 are the most ever for a coach over a five-year span in Division-I history. On the NCAA Division I list for winning percentage for all coaches (minimum 10 years), Calipari is in 10th place and ahead of Mike Krzyzewski, Jim Boeheim, Bob Huggins and Lute Olson.

Calipari's eight 30-win seasons are third most for a head coach in NCAA Division I history. For his career (21 years), Calipari has 19 20-win seasons and 12 25-win campaigns.

Coach Cal started his head-coaching career at UMass in 1998, guiding a struggling program at UMass to the top of college basketball, capped off by a Final Four appearance in 1996.

At 29, when he was named head coach, Calipari began building a program from the ground up, going 10-18 his first season before posting a 17-14 record his second year (receiving a bid to the National Invitation Tournament). The Minutemen won their first Atlantic 10 championship in 1992 with a 30-5 record, including a 13-3 mark in league play. With a 77-71 overtime win over Syracuse in an East Regional second-round game, UMass made its first NCAA Sweet 16 appearance.

From there, the program skyrocketed under Coach Cal.

Calipari compiled a 193-71 record (.731) during his eight-year career at Massachusetts, including a 108-44 mark (.684) in A-10 play. In addition to five straight NCAA Tournaments and a Final Four appearance in 1996, UMass also made two appearances in the NIT, advancing to the NIT semifinals in 1991. The 1990-91 season was the first of six straight seasons in which the Minutemen won at least 20 games.

Calipari's personal 20-win streak reached the 17-season mark after 35 wins in his first year at UK and 29 in his second. All nine of his Memphis clubs won 20-plus games, along with his last six teams at UMass. In his final season at UMass, Calipari was named the 1996 Naismith National Coach of the Year and The Sporting News National Coach of the Year. He was also named the Atlantic 10 Coach of the Year for the third time in four years, as well as Basketball Times East Region Coach of the Year.

During the Minutemen's 35-2 Final Four season in 1995-96, UMass posted wins over Kentucky, Maryland, Wake Forest, Georgia Tech, Syracuse, Virginia Tech and Louisville. UMass ended the regular season ranked No. 1 in the nation in the final regular-season poll after being the top-ranked team for nine weeks earlier in the year. The Minutemen also won their first 26 games of the season, setting a school record for most con-

secutive wins.

In addition to his Naismith National Coach of the Year honors in 1996, Calipari was a Naismith Coach of the Year finalist in 1994 and 1995. He was the USBWA District I Coach of the Year in 1993.

Calipari left UMass in June of 1996 to become executive vice president of basketball operations and head coach of the New Jersey Nets. He led the Nets to a second-place finish in the NBA's Atlantic Division and the playoffs in 1998, ending a five-year postseason drought for the franchise. The Nets' 17-game turnaround from the previous year was the best that season in the NBA.

He became a member of the Philadelphia 76ers coaching staff in 1999, rejoining Philadelphia coach Larry Brown, for whom Calipari was an assistant at Kansas.

Calipari returned to the college game in 2000 at Memphis, where he led the Tigers to the 2008 NCAA title game. Memphis' 38 wins in 2007-08 made him the winningest coach for a single season in NCAA history. As a result, Calipari was named Naismith National Coach of the Year for a second time in his career. He is only the second coach to receive the honor multiple times since the award's inception in 1987. Krzyzewski is the other to do so.

Calipari, the 2009 Sports Illustrated National Coach of the Year, led the Tigers to nine straight 20-win campaigns and nine consecutive postseason appearances, the only Memphis coach to do that. He posted 252 wins — 28 wins per season — as the Tigers' head coach, making him the winningest coach in school history.

Calipari, who is now on the board of directors of the National Association of Basketball Coaches, began his coaching career at Kansas as a volunteer assistant under Ted Owens. In 1983, he was hired as the recruiting coordinator at the University of Vermont, but he was swayed back to the nation's heartland when Brown was hired as head coach at KU. He spent three seasons at Kansas (1982-85) before another three-year stint as an assistant coach to Paul Evans at Pittsburgh (1985-88).

The 53-year-old lettered two years at North Carolina-Wilmington before transferring to Clarion State. He played point guard at Clarion during the 1981 and 1982 seasons, leading the team in assists and free-throw percentage. The Eagles were ranked in the Division II Top 20 both years and participated in the 1981 NCAA Division II Tournament.

Calipari's foundation, The Calipari Foundation, has raised millions of dollars to help the lives of those in need in the Commonwealth and across the country, and in 2010, he used a telethon to raise more than \$1 million for victims of the devastating earthquake in Haiti. He followed that up with another telethon in 2012 that raised \$1 million for victims of Superstorm Sandy.

A year after helping raise \$350,000 for charity during the inaugural UK alumni weekend, Calipari was the driving force behind the more than \$1 million that was donated to local and national organizations during the second annual alumni weekend.

His foundation has also worked with and donated money to Samaritan's Feet, the West Liberty Recovery Fund, 4 Paws for Ability, the Starkey Hearing Foundation, the Urban League of Lexington and the V Foundation. Calipari has also headed up the EverFi Financial Literacy Program, which teaches students across Kentucky the importance of money management.

Author of the national bestseller, "Bounce Back: Overcoming Setbacks to Succeed in Business and in Life," and the soon-to-be-released "Players First," Calipari is a master of communication and maximizing talent. He lives by the motto "that it's never a matter of how far you have fallen, but instead it's about how high you bounce back."

Calipari and his wife, Ellen, have two daughters, Erin and Megan, and a son, Bradley.

# HEAD COACH JOHN CALIPARI

## NCAA Division-I Active Winningest Coaches

(On-Court By Percentage - Min. 10 yrs. at Division I level entering 2013-14 season)

No.	Coach/Team	Yrs.	Pct.
1.	Mark Few/Gonzaga	14	.801
2.	Roy Williams/UNC	25	.795
3.	Thad Matta/Ohio State	13	.777
4.	<b>John Calipari/Kentucky</b>	<b>21</b>	<b>.774</b>
5.	Mike Krzyzewski/Duke	38	.763

## Since 2005-06...

Since the 2005-06 season, John Calipari's on-court record ranks him as the winningest coach over the last six-plus seasons. Totals through Jan. 25.

1. John Calipari	273-42
2. Bill Self	267-46
3. Mike Krzyzewski	251-54
4. Thad Matta	245-64
5. Roy Williams	241-68

## Miscellaneous On-Court Records

**Overall Record:** 583-170 (.774)

**March/April Record:** 122-35 (.777)

**NCAA Record:** 38-13 (.745)

**Record in Conference Games:** 265-81 (.765)

**Record in Conference Tournament:** 42-11 (.792)

- Calipari owns the most single-season wins with 38, tying his own record (Memphis, '08) in 2012 with 38 wins.
- Calipari is one of two coaches (Roy Williams) in NCAA Division-I history to have 400 or more wins in the first 16 years as a head coach. Calipari had 416 wins in his first 16 years.
- Calipari is the winningest coach in NCAA Division-I history for a five-year span with 173 victories (2008-12).
- Calipari is the first coach in NCAA Division-I history to record five-straight on-court 30-win seasons. Memphis hit the 30-win plateau from 2006-09.
- Calipari is one of only two coaches (Rick Pitino) to lead three different schools to a Final Four.
- Calipari started with a 54-0 record in Rupp Arena as head coach of the Wildcats.
- Calipari has 17 players that have been chosen in the NBA Draft (13 first-round) over the last four seasons.

## Cal in Conference

SEC Coaches	Conference Championships	Tournament Championships	Conference Coach of the Year
Anthony Grant, Alabama	3	2	1
Mike Anderson, Arkansas	1	0	1
Tony Barbee, Auburn	1	0	1
Billy Donovan, Florida	5	3	3
Mark Fox, Georgia	4	1	3
<b>John Calipari, Kentucky</b>	<b>12</b>	<b>11</b>	<b>7</b>
Johnny Jones, LSU	1	2	0
Frank Haith, Missouri	0	1	2
Andy Kennedy, Ole Miss	0	1	0
Rick Ray, Mississippi State	0	1	1
Frank Martin, South Carolina	0	0	1
Cuonzo Martin, Tennessee	1	0	1
Billy Kennedy, Texas A&M	4	2	3
Kevin Stallings, Vanderbilt	2	3	3
<b>TOTALS</b>	<b>34</b>	<b>26</b>	<b>27</b>

## Calipari vs. All Opponents

Alabama.....5-3	Dayton.....1-0	Kansas.....2-3	Murray State.....1-0	Robert Morris.....2-1	Tulane.....15-0
Arizona.....1-1	DePaul.....4-2	Kansas State.....1-0	Nevada.....1-0	Rutgers.....11-4	Tulsa.....11-1
Arizona State.....0-1	Detroit.....1-0	Keene State.....1-0	New Hampshire.....5-0	Saint Louis.....4-3	UAB.....14-3
Arkansas.....5-5	Drexel.....2-0	Kentucky.....2-4	New Mexico.....1-0	Sam Houston State.....1-0	UCF.....6-0
Arkansas-Little Rock.....3-0	Duke.....0-2	Lafayette (Pa.).....1-0	New Orleans.....1-0	Samford.....3-0	UCLA.....2-1
Arkansas-Pine Bluff.....1-0	Duquesne.....11-4	Lamar.....4-0	North Carolina.....4-2	Santa Clara.....1-0	UNC Asheville.....2-0
Arkansas State.....4-0	East Carolina.....7-0	LaSalle.....3-0	North Carolina State.....1-0	Savannah State.....1-0	UNC Greensboro.....1-0
Auburn.....5-0	East Tennessee State.....3-0	LIU-Brooklyn.....1-0	North Texas.....1-0	Seton Hall.....1-0	UNC Wilmington.....1-0
Austin Peay.....6-1	Eastern Kentucky.....1-0	Lipscomb.....1-0	Northeastern.....2-1	Siena.....4-0	USF.....9-1
Baylor.....1-2	Eastern Michigan.....2-0	Long Beach State.....1-0	Northwestern Kentucky.....1-0	SMU.....8-0	Utah.....1-1
Belmont.....2-0	Fairfield.....1-0	Louisiana-Lafayette.....2-0	Northwestern State.....2-0	South Carolina.....8-1	UTEP.....6-0
Boise State.....1-0	Florida.....9-2	Louisiana Tech.....1-1	Notre Dame.....1-1	South Connecticut.....1-0	Vanderbilt.....9-3
Boston University.....5-1	Florida State.....1-1	Louisville.....11-6	Oakland.....1-0	Southeastern Louisiana.....1-0	Vermont.....2-0
Boston College.....2-0	Florida Tech.....0-1	LSU.....5-0	Ohio State.....1-1	Southern Cal.....3-0	Villanova.....2-0
Bradley.....1-0	Fordham.....5-0	Loyola.....1-0	Oklahoma.....4-1	Southern Miss.....15-4	Virginia.....0-1
Bucknell.....1-0	Furman.....1-0	Lowell.....2-1	Oklahoma State.....0-2	Southwest Texas St.....1-0	Virginia Tech.....2-0
Buffalo.....1-0	George Mason.....1-0	Manhattan.....2-0	Old Dominion.....2-0	St. Bonaventure.....17-1	Wake Forest.....2-1
BYU.....1-0	Georgetown.....2-1	Marist.....2-0	Oral Roberts.....1-0	St. John's.....1-0	Washington.....1-0
Cal State Northridge.....1-0	George Washington.....8-9	Marshall.....6-0	Oregon State.....1-0	St. Joseph's.....15-5	Western Kentucky.....2-0
Central Conn. St.....2-0	Georgia.....6-2	Marquette.....3-1	Pennsylvania.....3-0	St. Mary's.....1-0	West Virginia.....11-7
Charlotte.....2-3	Georgia Tech.....1-1	Maryland.....5-3	Penn State.....4-4	St. Peter's.....1-0	Winthrop.....2-0
Chattanooga.....2-0	Gonzaga.....4-0	Massachusetts.....1-0	Pepperdine.....1-0	Stanford.....3-2	Wisconsin-Milwaukee.....1-0
Christian Brothers.....2-0	Hartford.....2-0	Memphis.....1-0	Pittsburgh.....2-1	Syracuse.....3-2	Wofford.....1-0
Cincinnati.....5-7	Harvard.....1-0	Miami (Fla.).....0-1	Portland.....3-0	TCU.....5-1	Xavier.....2-2
Cleveland State.....3-0	Holy Cross.....4-1	Miami (Ohio).....2-0	Princeton.....2-0	Temple.....13-11	Yale.....1-0
Coastal Carolina.....1-0	Houston.....17-3	Michigan State.....1-1	Providence.....2-1	Tennessee.....11-5	
Colorado.....1-1	Howard.....1-0	Middle Tennessee.....3-0	Purdue.....2-1	Tennessee Martin.....4-0	
Colorado State.....1-1	Illinois.....1-1	Mississippi.....8-4	Radford.....1-0	Tennessee Tech.....1-0	
Connecticut.....2-4	Indiana.....3-1	Mississippi State.....6-0	Rhode Island.....16-2	Texas.....1-2	
Coppin State.....1-0	Iowa.....0-1	Mississippi Valley St.....1-0	Rice.....4-0	Texas A&M.....3-1	
Cornell.....1-0	Iowa State.....2-0	Missouri.....2-2	Richmond.....1-0	Texas Arlington.....2-0	
Dartmouth.....1-0	Jackson State.....2-0	Morehead State.....2-0	Rider.....1-0	Towson State.....1-0	

## TEAM STAT SUPERLATIVES UNDER CALIPARI

### TEAM

#### Most Points Scored

1. 108 Marist,	11/11/11
2. <b>105 UT Arlington</b>	<b>11/19/13</b>
3. 104 LIU Brooklyn,	11/23/12
104 Hartford,	12/29/09
5. 102 Sam HoustonSt.,	11/19/09
102 Indiana,	3/23/12

#### Fewest Points Allowed

1. 38 Eastern Michigan,	1/2/13
2. 40 Radford,	11/23/11
3. 44 at Georgia,	1/24/12
44 vs. Tennessee,	1/31/12
44 vs. LSU,	1/15/11
44 vs. Drexel,	12/21/09

#### Field goals made

1. 46 Marist,	11/11/11
2. 42 LIU Brooklyn,	11/23/12
3. 41 Hartford,	12/29/09
4. 40 Lafayette,	11/16/12
5. 38 vs Wake Forest,	3/20/10

#### Field goals attempted

1. 77 Arkansas,	1/23/10
2. 75 Marist,	11/11/11
3. 71 at Arkansas,	2/23/11
71 at Georgia,	1/08/11
5. 70 LSU,	1/15/11
70 at Florida,	1/12/10

#### Field-goal percentage (20 made)

1. .697 LIU Brooklyn,	11/23/12 (42-62)
2. .645 Lafayette,	11/16/12 (40-62)
3. <b>.643 Providence</b>	<b>12/1/13 (27-42)</b>
4. .614 South Carolina	2/5/13 (27-44)
5. .613 Marist,	11/11/11 (46-75)

#### 3-point field goals made

1. 15 vs. Georgia,	3/1/12
15 vs East Tennessee State,	3/18/10
3. 14 Hartford,	12/29/09
4. 13 East Tennessee State,	11/12/10
5. 12 Chattanooga,	12/17/11
12 vs North Carolina,	3/27/11
12 Winthrop University,	12/22/10
12 Vanderbilt,	1/30/10

#### 3-point field goals attempted

1. 33 Chattanooga,	12/17/11
33 vs East Tennessee State,	3/18/10
33 Arkansas,	1/23/10
4. 32 vs West Virginia,	3/27/10
5. 28 Hartford,	12/29/09
28 Vanderbilt,	3/11/12

#### 3-point FG percentage (10 made)

1. .625 Boston,	11/30/10 (10-16)
2. .579 Lafayette	11/16/12 (11-19)
3. .556 vs. Georgia,	3/1/12 (15-27)
.556 Ole Miss,	2/18/12 (10-18)
5. .550 South Carolina,	2/19/11 (11-20)

#### Free throws made

1. 35 vs. Indiana,	3/23/12
2. 32 Louisville,	12/31/11
3. <b>30, vs. UNC Asheville</b>	<b>11/8/13</b>
30 vs. Baylor,	3/25/12
5. 31 vs. Morehead State	11/21/12
31 Indiana,	12/11/10

#### Free throws attempted

1. <b>48 vs. UNC Asheville</b>	<b>11/8/13</b>
2. 44 at Indiana,	12/11/10
44 vs. Baylor	3/25/12
4. <b>43 at North Carolina</b>	<b>12/14/13</b>
43 at Louisville,	12/31/11

#### Free-throw percentage (10 made)

1. 1,000 Florida,	2/7/12 (11-11)
1,000 Austin Peay,	12/19/09 (18-18)
3. <b>.953 Tennessee,</b>	<b>1/18/14 (23-24)</b>
4. .946 Indiana	3/23/12 (35-37)
5. .895 Drexel,	12/21/09 (17-19)

#### Most rebounds

1. 59 Arkansas,	1/23/10
2. 57 Louisville ,	12/31/12
3. <b>56 Robert Morris,</b>	<b>11/17/13</b>
4. 53 at LSU,	2/06/10
5. <b>52, three times</b>	
<b>Most recent: Eastern Michigan</b>	<b>11/27/13</b>

#### Most assists

1. 30 Hartford,	12/29/09
2. 28 LIU Brooklyn,	11/23/12
28 vs UNC-Asheville,	11/30/09
4. 27 vs East Tennessee State,	3/18/10
5. 24 Marist,	11/11/11

#### Most steals

1. 15 vs. Lafayette,	11/16/12
2. 13 vs. UConn,	12/09/09
3. 12 vs. Lipscomb	12/15/12
12 vs. Portland,	11/26/11
12 vs. Cornell,	3/25/10
12 vs. Georgia,	1/09/10
12 vs UNC-Asheville,	11/30/09

#### Most blocked shots

1. 18 St. John's,	12/1/11
2. 14 at Georgia,	3/03/10
3. 13 at Ole Miss	1/29/13
13 Arkansas,	1/17/12
13 vs. Kansas,	11/15/11
13 Marist,	11/11/11

#### Fewest turnovers

1. 3 at South Carolina,	2/4/12
2. 4 vs. Portland,	11/26/11
3. 6 at Vanderbilt,	2/11/12
6 at LSU,	1/28/12,
6 vs. Florida,	3/13/11
6 vs. Indiana,	12/11/10

# INDIVIDUAL STAT SUPERLATIVES UNDER CALIPARI

## INDIVIDUAL

### Most points

1.	35	Terrence Jones vs. Auburn	1/11/11
2.	32	Doron Lamb vs. Winthrop	12/22/10
3.	30	Brandon Knight vs. W. Virginia	3/19/11
4.	<b>29</b>	<b>Julius Randle vs. Belmont</b>	<b>12/21/13</b>
	29	Eric Bledsoe vs. E. Tenn. St.	03/18/10
	29	Terrence Jones vs. Oklahoma	11/22/10

### Field goals made

1.	12	Terrence Jones vs. Oklahoma	11/22/10
2.	11	Doron Lamb vs. Winthrop	12/22/10
	11	Terrence Jones vs. Auburn	1/11/11
4.	10	15 tied	

### Field goals attempted

1.	23	Brandon Knight at Arkansas	2/23/11
	23	Brandon Knight vs. UConn	4/02/11
3.	20	Brandon Knight vs. W. Virginia	3/19/11
4.	19	Terrence Jones vs. E. Tenn. St.	11/12/10
	19	Kyle Wiltjer at Ole Miss	1/29/13

### Field-goal percentage (8 made)

1.	.917	Doron Lamb vs. Winthrop	2/22/10 (11-12)
2.	.909	Anthony Davis vs. Vanderbilt	2/25/12 (10-11)
3.	.900	Alex Poythress vs. Lafayette	11/16/12 (9-10)
	.900	DeMarcus Cousins vs. Wake Forest	3/20/10 (9-10)
	.900	Anthony Davis at South Carolina	2/4/12 (9-10)
	.900	Patrick Patterson vs. East Tennessee State	3/18/10 (9-10)

### 3-point field goals made

1.	8	Eric Bledsoe vs. East Tenn. St.	3/18/10
2.	7	Doron Lamb vs. Winthrop	12/22/10
	7	Kyle Wiltjer vs. Lafayette	11/16/12
	7	Kyle Wiltjer vs. Lipscomb	12/15/12
5.	6	Darius Miller vs. South Carolina	2/19/11
	6	Darnell Dodson vs. Hartford	12/29/09

### 3-point field goals attempted

1.	12	Kyle Wiltjer at Ole Miss	1/29/13
2.	11	Kyle Wiltjer vs. Lafayette	11/16/12
	11	Brandon Knight vs. North Carolina	3/27/11
	11	Brandon Knight vs. UConn	4/02/11
	<b>11</b>	<b>James Young vs. Boise State</b>	<b>12/10/13</b>
	<b>11</b>	<b>James Young vs. Michigan State</b>	<b>11/12/13</b>

### 3-point FG percentage (6 made)

1.	.889	Eric Bledsoe vs. East Tennessee State	3/18/10 (8-9)
2.	.875	Doron Lamb vs. Winthrop	12/22/10 (7-8)
3.	.778	Kyle Wiltjer vs. Lipscomb	12/15/12 (7-9)
4.	.750	Darius Miller vs. South Carolina	2/19/11 (6-8)
5.	.636	Kyle Wiltjer vs. Lafayette	11/16/12 (7-11)

### Free throws made

1.	<b>13</b>	<b>Julius Randle vs. Belmont</b>	<b>12/21/13</b>
2.	12	Archie Goodwin at Ole Miss	1/29/13
	12	Archie Goodwin vs. Morehead State	11/21/12
	12	Anthony Davis vs. Louisville	12/31/11
5.	<b>11</b>	<b>Three times</b>	
		<b>Most Recent: Julius Randle vs. UNC Asheville</b>	<b>11/8/13</b>

### Free throws attempted

1.	<b>19</b>	<b>Julius Randle vs. Belmont</b>	<b>12/21/13</b>
2.	<b>17</b>	<b>Andrew Harrison at North Carolina</b>	<b>12/14/13</b>
	17	Archie Goodwin vs. Morehead State	11/21/12
	17	DeMarcus Cousins vs. Tennessee	3/13/10
5.	16	Deandre Liggins vs. Indiana	12/11/10
	16	Terrence Jones vs. St. Johns	12/1/11

### Free-throw percentage (6 made)

1.	1.000	25 tied	
		<b>Most Recent: Andrew Harrison vs. Tennessee</b>	<b>1/18/14 (10-10)</b>
		Most FT Made: Michael Kidd-Gilchrist vs. Indiana	3/23/12 (10-10)
		<b>Aaron Harrison vs. RMU</b>	<b>11/17/13 (10-10)</b>
		<b>Andrew Harrison vs. Tennessee</b>	<b>1/18/14 (10-10)</b>

### Most rebounds

1.	19	Michael Kidd-Gilchrist vs. Louisville	12/31/11
2.	18	DeMarcus Cousins vs. Louisville	1/02/10
	18	DeMarcus Cousins vs. Sam Houston	11/19/09
	18	Anthony Davis vs. Chattanooga	12/17/11
	18	Patrick Patterson vs. Rider	11/21/09

### Most assists

1.	16	John Wall vs. Hartford	12/29/09
2.	14	John Wall vs. UNC Asheville	11/30/09
3.	11	John Wall vs. East Tennessee State	3/18/10
	11	John Wall vs. Rider	11/21/09
5.	10	Julius Mays vs. Lafayette	11/16/12
	10	Marquis Teague vs. Florida	2/7/12


### Most steals

1.	<b>6</b>	<b>Willie Cauley-Stein vs. Georgia</b>	<b>1/25/14</b>
	6	Nerlens Noel vs. Baylor	12/1/12
	6	John Wall vs. UNC Asheville	11/30/09
	6	John Wall vs. UConn	12/09/09
5.	5	Darius Miller at Portland	11/19/10
	5	Deandre Liggins vs. Tennessee	2/08/11
	5	John Wall vs. Mississippi State	3/14/10

### Most blocked shots

1.	12	Nerlens Noel at Ole Miss	1/29/13
2.	<b>9</b>	<b>Willie Cauley-Stein vs. Providence</b>	<b>12/1/13</b>
	<b>9.</b>	<b>Willie Cauley-Stein vs. Boise State</b>	<b>12/10/13</b>
4.	8	Nerlens Noel at Alabama	1/22/13
	8	Anthony Davis vs. St. Johns	12/1/11
	8	Anthony Davis at South Carolina	2/4/12

## PLAYER BIOS



### Willie Cauley-Stein

So. • Forward • 7-0 • 244

Olathe, Kan.

Northwest

@TrillGeta15

# 15

**2013-14 Season:** Blocked six shots and swiped a career-high six steals to go along with eight points in UK's win over Georgia ... Led UK with 15 points and six rebounds as the Wildcats knocked off Vanderbilt on the road ... Tallied 12 points to go along with four rebounds in UK's win over Mississippi State ... Snatched 10 rebounds in UK's win over Louisville ... Scored a season-best 16 points and grabbed seven boards in UK's win over Belmont ... Pulled down 12 rebounds and swatted five shots on the road at North Carolina ... Tied a career best in blocks with nine as UK grabbed a win over Boise State ... Neared a triple-double with 15 points, eight rebounds and nine blocks in UK's win over Providence ... Notched 15 points and eight rebounds while tying his then career high in blocks with seven in UK's win over Eastern Michigan ... Scored 11 points in 30 minutes of action vs. Cleveland State ... Recorded his first double-double of the year with 14 points and 10 rebounds against UT Arlington ... Grabbed a career-high 13 rebounds vs. Robert Morris ... Pulled down seven rebounds vs. Michigan State ... Tallied seven points to go along with 11 rebounds in UK's win over Northern Kentucky ... Averaged 9.5 points, 5.5 rebounds and 5.0 blocks per outing in UK's two exhibition contests ... Earned preseason accolades as a second-team All-SEC selection by the media ... CBS Sports tabbed him to its preseason third team All-America squad.

**Career:** Named to the All-SEC Freshman team in 2012-13 ... A two-time All-SEC Freshman of the Week honoree ... Averaged 8.3 points and 6.2 rebounds in his first season in the Blue and White ... Ranked fourth in field-goal percentage, seventh in blocked shots, 12th in rebounding and 33rd in scoring in the UK freshman record books for first-year players ... Ranked the 10th best center in the country by Scout.com and ESPNU Recruiting and the sixth best by Rivals.com ... Ranked 20th overall by Scout, while ESPNU rated him at 32nd and Rivals at 39th.

### Cauley-Stein's Season & Career Highs

2013-14 Season		Career
16, vs. Belmont (12/21/13)	<b>Pts.</b>	20, vs. Vanderbilt (2/20/13)
13, vs. Robert Morris (11/17/13)	<b>Rebs.</b>	13, vs. Robert Morris (11/17/13)
8, vs. Belmont (12/21/13)	<b>FG Made</b>	8, twice
12, vs. Eastern Michigan (11/27/13)	<b>FG Atts.</b>	12, vs. Eastern Michigan (11/27/13)
-	<b>3-FG Made</b>	-
-	<b>3-FG Atts.</b>	-
5, vs. Cleveland State (11/25/13)	<b>FTs Made</b>	5, vs. Cleveland State (11/25/13)
7, twice	<b>FTs Atts.</b>	8, at Arkansas (3/2/13)
4, vs. UNC Asheville (11/8/13)	<b>Assists</b>	4, three times
6, vs. Georgia (1/25/14)	<b>Steals</b>	6, vs. Georgia (1/25/14)
9, twice	<b>Blocks</b>	9, twice
36, vs. Providence (12/1/13)	<b>Minutes</b>	37, at Arkansas (3/2/13)

### Cauley-Stein's Misc. Stats

Category	2013-14	Career
Dunks	24	76
Double-Figure Scoring	7	18
Double-Figure Rebounding	5	10
Double-Doubles	1	5
Games led UK in Scoring	1	2
Games led UK in Rebounding	4	13
Games led UK in Blocks	12	25
Games with 3+ Assists	1	3
Games with 3+ Blocks	9	19
Games with 3+ Steals	2	5
Games with 3+ 3-Pointers	-	-

### Cauley-Stein Game-By-Game

Opponent	Min.	FG-A	Pct.	3P-A	Pct.	FT-A	Pct.	O-D-T	PF	A	TO	B	St.	Pts.
UNC-Ash.	18 Start	1-3	.333	0-0	.000	1-2	.500	4-2-6	3	4	0	4	3	3
NKU	20 Start	3-5	.600	0-0	.000	1-2	.500	5-6-11	2	0	0	0	1	7
Mich. St.	27 Start	2-4	.500	0-0	.000	1-3	.333	3-4-7	2	0	1	2	0	5
R. Morris	25	2-4	.500	0-0	.000	3-6	.500	4-9-13	2	2	2	4	1	7
UT Arlington	24	6-8	.750	0-0	.000	2-3	.667	4-6-10	4	1	0	1	2	14
Cleveland St.	30	3-6	.500	0-0	.000	5-7	.714	1-3-4	1	0	0	4	2	11
E. Michigan	25	6-12	.500	0-0	.000	3-7	.429	3-5-8	2	2	2	7	1	15
Providence	36 Start	7-8	.875	0-0	.000	1-1	1.000	3-5-8	4	1	1	9	0	15
Baylor	33 Start	4-7	.571	0-0	.000	0-2	.000	1-2-3	2	2	0	3	0	8
Boise St.	25 Start	3-3	1.000	0-0	.000	0-2	.000	4-3-7	2	0	2	9	1	6
UNC	29 Start	2-3	.667	0-0	.000	1-2	.500	5-7-12	4	1	4	5	2	5
Belmont	31 Start	8-10	.800	0-0	.000	0-0	.000	4-3-7	1	1	1	2	0	16
L'Ville	35 Start	1-3	.333	0-0	.000	0-0	.000	3-7-10	4	0	0	3	1	2
Miss. State	25 Start	5-6	.833	0-0	.000	2-5	.400	2-2-4	2	1	0	2	1	12
Vandy	31 Start	7-9	.778	0-0	.000	1-4	.250	2-4-6	2	0	1	1	2	15
Arkansas	18 Start	1-2	.500	0-0	.000	0-0	.000	0-6-6	5	0	0	1	0	2
Tennessee	19 Start	0-5	.000	0-0	.000	0-0	.000	2-1-3	2	0	0	1	2	0
Texas A&M	9 Start	0-2	.000	0-0	.000	1-4	.250	1-0-1	4	0	2	0	0	1
Georgia	26 Start	3-7	.429	0-0	.000	2-2	1.000	3-0-3	1	1	2	6	6	8

### LSU

### Mizzou

### Ole Miss

### Miss. State

### Auburn

### Florida

### Ole Miss

### LSU

### Arkansas

### S. Carolina

### Alabama

### Florida


### Cauley-Stein's Career Stats

Year	GP-S	Min.-Avg.	FG-A	Pct.	3FG-A	Pct.	FT-A	Pct.	Reb.-Avg.	PF-D	A	TO	Blk	Stl	Pts.-Avg
2012-13	29-14	683-23.6	105-169	.621	0-0	.000	32-86	.372	179-6.2	70-2	27	48	60	24	242-8.3
2013-14	19-15	486-25.6	64-107	.598	0-0	.000	24-52	.462	129-6.8	49-1	16	18	64	25	152-8.0
<b>TOTAL</b>	<b>48-29</b>	<b>1169-24.4</b>	<b>169-276</b>	<b>.612</b>	<b>0-0</b>	<b>.000</b>	<b>56-138</b>	<b>.406</b>	<b>308-6.4</b>	<b>119-3</b>	<b>43</b>	<b>66</b>	<b>124</b>	<b>49</b>	<b>394-8.2</b>

### Cauley-Stein's Career SEC Stats

Year	GP-S	Min.-Avg.	FG-A	Pct.	3FG-A	Pct.	FT-A	Pct.	Reb.-Avg.	PF-D	A	TO	Blk	Stl	Pts.-Avg
2012-13	14-10	351-25.1	54-84	.643	0-0	.000	17-47	.362	89-6.4	40-2	12	28	31	10	125-8.9
2013-14	6-6	128-21.3	16-31	.516	0-0	.000	6-15	.400	23-3.8	16-1	2	5	11	11	38-6.3
<b>TOTAL</b>	<b>20-16</b>	<b>479-24.0</b>	<b>70-115</b>	<b>.609</b>	<b>0-0</b>	<b>.000</b>	<b>23-62</b>	<b>.371</b>	<b>112-5.6</b>	<b>56-3</b>	<b>14</b>	<b>33</b>	<b>42</b>	<b>21</b>	<b>163-8.2</b>

## PLAYER BIOS



### EJ Floreal

Fr. • Guard • 6-3 • 195

Palo Alto, Calif.

Dunbar

@BouncyE\_24

# 24

**2013-14 Season:** Saw his first career conference action with a minute against Mississippi State ... Scored two points on a dunk and added a steal and block in Kentucky's win over Robert Morris ... Logged a bucket and a steal in two minutes of action in UK's exhibition win over Transylvania ... Earned a spot on the team as a walk-on player.

**Career:** Averaged 12.9 points and 10.5 rebounds per game in one season with Paul Dunbar in Lexington ... Was a second-team All-City selection in his senior season ... Also ran track at Dunbar where he finished fourth in the 100 meters (10.98 seconds) and third in the 200 (21.37) in the Class 3-A state meet ... Previously attended high school in Palo Alto, Calif., where he earned league MVP honors and was an All-League performer ... Son of UK's track and field coach, Edrick Floreal ... Both of his parents were Olympic athletes.

### Floreal's Season & Career Highs

2013-14 Season		Career
2, vs. Robert Morris (11/17/13)	<b>Pts.</b>	2, vs. Robert Morris (11/17/13)
1, vs. Robert Morris (11/17/13)	<b>Rebs.</b>	1, vs. Robert Morris (11/17/13)
1, vs. Robert Morris (11/17/13)	<b>FG Made</b>	1, vs. Robert Morris (11/17/13)
1, vs. Robert Morris (11/17/13)	<b>FG Atts.</b>	1, vs. Robert Morris (11/17/13)
-	<b>3-FG Made</b>	-
-	<b>3-FG Atts.</b>	-
-	<b>FTs Made</b>	-
-	<b>FTs Atts.</b>	-
-	<b>Assists</b>	-
1, vs. Robert Morris (11/17/13)	<b>Steals</b>	1, vs. Robert Morris (11/17/13)
1, vs. Robert Morris (11/17/13)	<b>Blocks</b>	1, vs. Robert Morris (11/17/13)
2, vs. Robert Morris (11/17/13)	<b>Minutes</b>	2, vs. Robert Morris (11/17/13)

### Floreal's Misc. Stats

Category	2013-14	Career
Dunks	1	1
Double-Figure Scoring	-	-
Double-Figure Rebounding	-	-
Double-Doubles	-	-
Games led UK in Scoring	-	-
Games led UK in Rebounding	-	-
Games led UK in Assists	-	-
Games with 3+ Assists	-	-
Games with 3+ Blocks	-	-
Games with 3+ Steals	-	-
Games with 3+ 3-Pointers	-	-

### Floreal Game-By-Game

Opponent	Min.	FG-A	Pct.	3P-A	Pct.	FT-A	Pct.	O-D-T	PF	A	TO	B	St.	Pts.
UNC-Ash.														
NKU														
Mich. St.														
R. Morris	2	1-1	1.000	0-0	.000	0-0	.000	0-1-1	1	0	0	1	1	2
UT Arlington														
Cleveland St.														
E. Michigan														
Providence														
Baylor														
Boise St.														
UNC														
Belmont														
L'Ville														
Miss. State	1	0-0	.000	0-0	.000	0-0	.000	0-0-0	0	0	0	0	0	0
Vandy														
Arkansas														
Tennessee														
Texas A&M														
Georgia														
LSU														
Mizzou														
Ole Miss														
Miss. State														
Auburn														
Florida														
Ole Miss														
LSU														
Arkansas														
S. Carolina														
Alabama														
Florida														

### Floreal's Career Stats


Year	GP-S	Min.-Avg.	FG-A	Pct.	3FG-A	Pct.	FT-A	Pct.	Reb.-Avg.	PF-D	A	TO	Blk	Stl	Pts.-Avg
2013-14	2-0	3-1.5	1-1	1.000	0-0	.000	0-0	.000	1-0.5	1-0	0	0	1	1	2-1.0

### Floreal's Career SEC Stats

Year	GP-S	Min.-Avg.	FG-A	Pct.	3FG-A	Pct.	FT-A	Pct.	Reb.-Avg.	PF-D	A	TO	Blk	Stl	Pts.-Avg
2013-14	1-0	1-1.0	0-0	.000	0-0	.000	0-0	.000	0-0.0	0-0	0	0	0	0	0-0.0
TOTAL	1-0	1-1.0	0-0	.000	0-0	.000	0-0	.000	0-0.0	0-0	0	0	0	0	0-0.0



## PLAYER BIOS



### Aaron Harrison

Fr. • Guard • 6-6 • 218

Richmond, Texas

Travis

@AaronICE2

2

**2013-14 Season:** Scored 15 points and dished out three assists vs. Georgia ... Notched 14 points and four rebounds as UK defeated Tennessee ... Tallied 16 points in Kentucky's 87-85 loss at Arkansas ... Scored 14 points and pulled down four rebounds as UK defeated Vanderbilt ... Recorded 10 points and four rebounds in a win over Louisville ... Notched more than 20 points for a second consecutive game with 23 points, six boards and a career-high seven assists in UK's win over Belmont ... Tallied 20 points in just 24 minutes of action on the road at North Carolina ... Scored 13 points and swiped three steals in UK's win over Boise State ... Drained three 3s, scoring 15 points, while dishing out a season-best six assists vs. Baylor ... Tabbed SEC Freshman of the Week after averaging 18.5 points, five rebounds and three assists in wins over Eastern Michigan and Providence ... Scored 22 points and pulled down seven rebounds in Kentucky's win over Eastern Michigan ... Tallied 11 points in UK's win over Cleveland State ... Notched a career-high 28 points, including shooting a perfect 10-for-10 from the free throw line, in Kentucky's win over Robert Morris ... Scored 16 points in Kentucky's win over Northern Kentucky ... Posted 10 points and four steals in UK's win over UNC Asheville ... One of four UK freshmen named to the Wayman Tisdale Preseason watch list for the National Freshman of the Year award ... Averaged 9.0 points, 4.0 rebounds and 4.5 assists in two exhibition contests ... Had seven assists and no turnovers in the win over Montevallo.

**Career:** Averaged 23.1 points, 5.2 rebounds and 2.5 assists in helping lead Travis to a state title in his senior season ... He averaged 18.1 points, 4.7 rebounds, 2.7 assists and 2.6 steals, leading his team to a 36-4 record and 5A State Championship game in 2011-12 ... His twin brother, Andrew, is also a member of the Wildcats' roster ... The oldest of the Harrison twins by a minute, Aaron was ranked the No. 1 shooting guard in the country by all three recruiting services, while Rivals and Scout both ranked him the fourth overall prospect in the country ... ESPN Recruiting ranked him fifth.

### Harrison's Season & Career Highs

2013-14 Season		Career
28, vs. Robert Morris (11/17/13)	<b>Pts.</b>	28, vs. Robert Morris (11/17/13)
7, vs. Eastern Michigan (11/27/13)	<b>Rebs.</b>	7, vs. Eastern Michigan (11/27/13)
8, vs. North Carolina (12/14/13)	<b>FG Made</b>	8, vs. North Carolina (12/14/13)
16, vs. Belmont (12/21/13)	<b>FG Atts.</b>	16, vs. Belmont (12/21/13)
4, vs. Robert Morris (11/17/13)	<b>3-FG Made</b>	4, vs. Robert Morris (11/17/13)
7, twice	<b>3-FG Atts.</b>	7, twice
10, vs. Robert Morris (11/17/13)	<b>FTs Made</b>	10, vs. Robert Morris (11/17/13)
11, twice	<b>FTs Atts.</b>	11, twice
7, vs. Belmont (12/21/13)	<b>Assists</b>	7, vs. Belmont (12/21/13)
4, vs. UNC Asheville (11/8/13)	<b>Steals</b>	4, vs. UNC Asheville (11/8/13)
1, seven times	<b>Blocks</b>	1, seven times
38, twice	<b>Minutes</b>	38, twice

### Harrison's Misc. Stats

Category	2013-14	Career
Dunks	2	2
Double-Figure Scoring	15	15
Double-Figure Rebounding	-	-
Double-Doubles	-	-
Games led UK in Scoring	4	4
Games led UK in Rebounding	1	1
Games led UK in Assists	4	4
Games with 3+ Assists	6	6
Games with 3+ Blocks	-	-
Games with 3+ Steals	1	1
Games with 3+ 3-Pointers	3	3

### Harrison Game-By-Game

Opponent	Min.	FG-A	Pct.	3P-A	Pct.	FT-A	Pct.	O-D-T	PF	A	TO	B	St.	Pts.
UNC-Ash.	32	3-8	.375	1-3	.333	3-6	.500	0-5-5	2	0	2	1	4	10
NKU	23	6-10	.600	1-5	.200	3-4	.750	1-0-1	3	1	0	1	1	16
Mich. St.	18	1-7	.143	0-5	.000	1-2	.500	0-1-1	2	2	2	1	0	3
R. Morris	27	7-12	.583	4-7	.571	10-10	1.000	1-3-4	1	3	2	1	2	28
UTA	29	2-11	.182	0-5	.000	1-2	.500	0-2-2	1	2	3	0	0	5
Cleveland St.	30	3-8	.375	1-3	.333	4-6	.667	1-0-1	3	0	0	0	0	11
E. Michigan	37	5-12	.417	3-7	.429	9-11	.818	0-7-7	3	2	0	0	0	22
Providence	38	7-9	.778	1-2	.500	0-1	.000	1-2-3	3	4	2	0	0	15
Baylor	35	4-9	.444	3-5	.600	4-4	1.000	0-2-2	4	6	3	0	0	15
Boise St.	38	6-12	.500	0-4	.000	1-1	1.000	0-4-4	0	1	3	0	3	13
UNC	24	8-12	.667	1-1	1.000	3-3	1.000	2-1-3	2	0	1	0	2	20
Belmont	27	7-16	.438	1-5	.200	8-11	.727	1-5-6	3	7	1	1	1	23
L'Ville	30	5-12	.417	0-3	.000	0-0	.000	0-4-4	2	1	4	0	0	10
Miss. State	23	1-5	.200	0-3	.000	3-5	.600	0-2-2	4	3	3	0	2	5
Vandy	31	4-9	.444	1-5	.200	5-6	.833	0-4-4	0	2	1	0	2	14
Arkansas	24	5-8	.625	2-3	.667	4-5	.800	1-0-1	4	1	2	1	0	16
Tennessee	26	3-7	.429	2-4	.500	6-7	.857	0-4-4	4	1	2	0	2	14
Texas A&M	27	1-5	.200	1-3	.333	3-4	.750	0-1-1	4	2	1	0	2	6
Georgia	30	6-10	.600	0-2	.000	3-3	1.000	0-0-0	2	3	0	1	1	15
LSU														
Mizzou														
Ole Miss														
Miss. State														
Auburn														
Florida														
Ole Miss														
LSU														
Arkansas														
S. Carolina														
Ala-														
bama														
Florida														


### Harrison's Career Stats

Year	GP-S	Min.-Avg.	FG-A	Pct.	3FG-A	Pct.	FT-A	Pct.	Reb.-Avg.	PF-D	A	TO	Blk	Stl	Pts.-Avg
2013-14	19-19	551-29.0	84-182	.462	22-75	.293	71-91	.780	55-2.9	47-0	41	32	7	22	261-13.7
<b>TOTAL</b>	<b>19-19</b>	<b>551-29.0</b>	<b>84-182</b>	<b>.462</b>	<b>22-75</b>	<b>.293</b>	<b>71-91</b>	<b>.780</b>	<b>55-2.9</b>	<b>47-0</b>	<b>41</b>	<b>32</b>	<b>7</b>	<b>22</b>	<b>261-13.7</b>

### Harrison's Career SEC Stats

Year	GP-S	Min.-Avg.	FG-A	Pct.	3FG-A	Pct.	FT-A	Pct.	Reb.-Avg.	PF-D	A	TO	Blk	Stl	Pts.-Avg
2013-14	6-6	161-26.8	20-44	.455	6-20	.300	24-30	.800	12-2.0	18-0	12	9	2	9	70-11.7
<b>TOTAL</b>	<b>6-6</b>	<b>161-26.8</b>	<b>20-44</b>	<b>.455</b>	<b>6-20</b>	<b>.300</b>	<b>24-30</b>	<b>.800</b>	<b>12-2.0</b>	<b>18-0</b>	<b>12</b>	<b>9</b>	<b>2</b>	<b>9</b>	<b>70-11.7</b>

## PLAYER BIOS



### Andrew Harrison

Fr. • Guard • 6-6 • 215

Richmond, Texas

Travis

@DrewRoc5

# 5

**2013-14 Season:** Dished out five assists vs. Georgia ... Drained a couple 3s, grabbed eight boards and dished out four assists as Kentucky knocked off Texas A&M ... Scored a career-high 26 points, including going 10-for-10 at charity stripe, in UK's win over Tennessee ... Nailed a 3 with 1.2 seconds remaining in regulation to send UK and Arkansas into overtime ... Recorded 10 points, eight rebounds, four assists and no turnovers in UK's win at Vandy ... Delivered a season-best 18 points to lead Kentucky to a win over Louisville ... Had a career outing on the road at UNC, notching season bests in points and assists, scoring 17 points and dishing out seven assists ... Tallied 13 point on 4-of-7 shooting from the field in Kentucky's win over Boise State ... Scored seven points and dished out six assists in UK's loss to Baylor ... Went 8-for-8 from the charity stripe vs. Providence ... Secorded 12 points and five assists in UK's win over Cleveland State ... Notched 15 points, while dishing out six assists in a win over UT Arlington ... Scored eight and pulled down eight rebounds in a win over Robert Morris ... Posted 11 points in 38 minutes of action against Michigan State ... Scored 13 points in UK's win over Northern Kentucky ... Tallied eight points and dished out a team-high five assists in a win over UNC Asheville ... One of four UK freshmen to earn recognition on the preseason watch list for the Wayman Tisdale Award ... Was tabbed to the Bob Cousy Award watch list ... Selected by the media as a preseason All-SEC second team honoree ... Sat out UK's two exhibition contests with a bone bruise in his right knee.

**Career:** Logged 15.8 points, 7.0 rebounds and 7.0 assists as a senior at Travis where he directed the squad to a state title in 2013 ... As a junior he averaged 12.5 points, 6.0 assists, 4.9 rebounds and 2.1 steals, while also helping guide his team to an appearance in the 5A State Championship game and a 36-4 record in 2011-12 ... Ranked as the top point guard in the country by all three recruiting services and the third-best prospect in the country by ESPNU Recruiting ... Scout and Rivals both ranked him as the fifth-best

### Harrison's Season & Career Highs

2013-14 Season		Career
26, vs. Tennessee (1/18/14)	Pts.	26, vs. Tennessee (1/18/14)
8, three times	Rebs.	8, three times
7, vs. Tennessee (1/18/14)	FG Made	7, vs. Tennessee (1/18/14)
16, vs. Louisville (12/28/13)	FG Atts.	16, vs. Louisville (12/28/13)
2, six times	3-FG Made	2, six times
7, vs. Texas A&M (1/21/14)	3-FG Atts.	7, vs. Texas A&M (1/21/14)
10, twice	FTs Made	10, twice
17, vs. North Carolina (12/14/13)	FTs Atts.	17, vs. North Carolina (12/14/13)
7, vs. North Carolina (12/14/13)	Assists	7, vs. North Carolina (12/14/13)
2, vs. Mississippi State (1/8/14)	Steals	2, vs. Mississippi State (1/8/14)
1, three times	Blocks	1, three times
38, three times	Minutes	38, three times

### Harrison's Misc. Stats

Category	2013-14	Career
Dunks	-	-
Double-Figure Scoring	9	9
Double-Figure Rebounding	-	-
Double-Doubles	-	-
Games led UK in Scoring	2	2
Games led UK in Rebounding	-	-
Games led UK in Assists	11	11
Games with 3+ Assists	12	12
Games with 3+ Blocks	-	-
Games with 3+ Steals	-	-
Games with 3+ 3-Pointers	-	-

### Harrison Game-By-Game

Opponent	Min.	FG-A	Pct.	3P-A	Pct.	FT-A	Pct.	O-D-T	PF	A	TO	B	St.	Pts.
UNC-Ash.	29 Start	1-3	.333	0-1	.000	6-9	.667	0-0-0	3	5	1	0	0	8
NKU	26 Start	4-7	.571	2-3	.667	3-3	1.000	0-2-2	2	2	1	0	0	13
Mich. St.	38 Start	3-6	.500	1-1	1.000	4-4	1.000	0-1-1	4	3	4	0	0	11
R. Morris	29 Start	2-4	.500	2-4	.500	2-4	.500	0-8-8	3	2	2	0	1	8
UTA	29 Start	3-7	.429	2-2	1.000	7-8	.875	2-1-3	3	6	2	0	1	15
Cleveland St.	21 Start	4-9	.444	0-4	.000	4-5	.800	0-0-0	5	5	1	0	0	12
E. Michigan	26 Start	2-6	.333	0-1	.000	4-5	.800	0-0-0	4	3	5	1	0	8
Providence	22 Start	0-2	.000	0-0	.000	8-8	1.000	0-2-2	4	1	3	0	0	8
Baylor	35 Start	2-9	.222	1-4	.250	2-4	.500	1-0-1	4	6	1	1	0	7
Boise St.	31 Start	4-7	.571	0-1	.000	5-7	.714	0-3-3	3	2	3	0	0	13
UNC	37 Start	3-11	.273	1-4	.250	10-17	.588	2-4-6	4	7	4	0	1	17
Belmont	20 Start	2-5	.400	0-2	.000	3-4	.750	0-2-2	4	0	2	0	0	7
L'Ville	34 Start	6-16	.375	0-1	.000	6-12	.500	3-1-4	3	2	3	0	1	18
Miss. State	30 Start	2-7	.286	1-3	.333	3-4	.750	0-2-2	2	2	4	0	0	8
Vandy	34 Start	3-7	.429	2-3	.667	2-3	.667	4-4-8	3	4	0	0	0	10
Arkansas	38 Start	2-9	.222	1-2	.500	2-3	.667	0-4-4	2	6	5	0	1	7
Tennessee	33 Start	7-13	.538	2-3	.667	10-10	1.000	0-2-2	1	3	0	0	1	26
Texas A&M	38 Start	3-12	.250	2-7	.286	0-0	.000	1-7-8	2	4	4	0	0	8
Georgia	29 Start	3-9	.333	1-2	.500	0-0	.000	0-3-3	3	5	3	1	1	7
LSU														
Mizzou														
Ole Miss														
Miss. State														
Auburn														
Florida														
Ole Miss														
LSU														
Arkansas														
S. Carolina														
Alabama														
Florida														

### Harrison's Career Stats

Year	GP-S	Min.-Avg.	FG-A	Pct.	3FG-A	Pct.	FT-A	Pct.	Reb.-Avg.	PF-D	A	TO	Blk	Stl	Pts.-Avg
2013-14	19-19	579-30.5	56-149	.376	18-48	.375	81-110	.736	59-3.1	59-1	68	48	3	7	211-11.1
TOTAL	19-19	579-30.5	56-149	.376	18-48	.375	81-110	.736	59-3.1	59-1	68	48	3	7	211-11.1

### Harrison's Career SEC Stats

Year	GP-S	Min.-Avg.	FG-A	Pct.	3FG-A	Pct.	FT-A	Pct.	Reb.-Avg.	PF-D	A	TO	Blk	Stl	Pts.-Avg
2013-14	6-6	202-33.7	20-57	.351	9-20	.450	17-20	.850	27-4.5	13-0	24	16	1	3	66-11.0
TOTAL	6-6	202-33.7	20-57	.351	9-20	.450	17-20	.850	27-4.5	13-0	24	16	1	3	66-11.0

## PLAYER BIOS



### Dominique Hawkins

Fr. • Guard • 6-0 • 193

Richmond, Ky.

Madison Central

@Dhawk\_25

# 25

**2013-14 Season:** Notched four points, two rebounds and two assists to open SEC play against Mississippi State ... Pulled down four rebounds and dished out three assists in a 93-80 UK win over Belmont ... Tallied five points in 17 minutes vs. Providence ... Drained a 3 in Kentucky's win over UT Arlington ... Notched four points and handed out three assists in 18 minutes vs. Robert Morris ... Dished out an assist and grabbed a rebound in six minutes of action vs. Northern Kentucky ... Saw four minutes of action and registered a rebound in the win over UNC Asheville ... Had a made free throw, one rebound and one assist in five minutes of action in a win over Montevallo ... Played 12 minutes in UK's win over Transylvania ... Is the 17th Wildcat in program history to have earned Kentucky Mr. Basketball honors as a high school player.

**Career:** Averaged 20.4 points and 5.3 rebounds per game as a senior ... Was named the 2013 Kentucky Mr. Basketball ... Also hauled in state Gatorade Player of the Year honors ... Directed Madison Central to the state championship and captured most valuable player honors after averaging 20.4 points, 5.6 rebounds, 2.9 assists and 1.8 steals per game throughout the Kentucky Boys Sweet Sixteen ... Rated as the No. 44 point guard by 247 Sports ... Rivals and Scout ranked him as a three-star player.

#### Hawkins' Season & Career Highs

2013-14 Season		Career
5, vs. Providence (12/1/13)	<b>Pts.</b>	5, vs. Providence (12/1/13)
4, vs. Belmont (12/21/13)	<b>Rebs.</b>	4, vs. Belmont (12/21/13)
2, twice	<b>FG Made</b>	2, twice
5, vs. Mississippi State (1/8/14)	<b>FG Atts.</b>	5, vs. Mississippi State (1/8/14)
1, twice	<b>3-FG Made</b>	1, twice
2, twice	<b>3-FG Atts.</b>	2, twice
2, vs. Mississippi State (1/8/14)	<b>FTs Made</b>	2, vs. Mississippi State (1/8/14)
2, three times	<b>FTs Atts.</b>	2, three times
3, twice	<b>Assists</b>	3, twice
1, four times	<b>Steals</b>	1, four times
1, vs. Robert Morris (11/17/13)	<b>Blocks</b>	1, vs. Robert Morris (11/17/13)
23, vs. Mississippi State (1/8/14)	<b>Minutes</b>	23, vs. Mississippi State (1/8/14)

#### Hawkins' Misc. Stats

Category	2013-14	Career
Dunks	-	-
Double-Figure Scoring	-	-
Double-Figure Rebounding	-	-
Double-Doubles	-	-
Games led UK in Scoring	-	-
Games led UK in Rebounding	-	-
Games led UK in Assists	2	2
Games with 3+ Assists	2	2
Games with 3+ Blocks	-	-
Games with 3+ Steals	-	-
Games with 3+ 3-Pointers	-	-

#### Hawkins Game-By-Game

Opponent	Min.	FG-A	Pct.	3P-A	Pct.	FT-A	Pct.	O-D-T	PF	A	TO	B	St.	Pts.
UNC-Ash.	4	0-0	.000	0-0	.000	0-0	.000	0-1-1	0	0	0	0	0	0
NKU	6	0-1	.000	0-1	.000	0-0	.000	0-1-1	0	1	0	0	0	0
Mich. St.	6	0-0	.000	0-1	.000	0-0	.000	0-0-0	1	0	0	0	0	0
R. Morris	18	2-4	.500	0-1	.000	0-0	.000	1-0-1	1	3	0	1	1	4
UT Arlington	13	1-3	.333	1-1	1.000	0-1	.000	0-1-1	2	0	0	0	1	3
Cleveland St.	14	0-1	.000	0-1	.000	1-2	.500	0-1-1	3	0	1	0	0	1
E. Michigan	10	0-1	.000	0-1	.000	1-2	.500	0-1-1	1	0	1	0	0	1
Providence	17	2-2	1.000	1-1	1.000	0-0	.000	0-1-1	1	1	0	0	1	5
Baylor	7	1-2	.500	0-1	.000	0-0	.000	0-1-1	0	0	0	0	0	2
Boise St.	18	0-2	.000	0-1	.000	0-0	.000	0-0-0	3	2	1	0	0	0
UNC	18	0-1	.000	0-0	.000	0-2	.000	0-1-1	2	0	1	0	0	0
Belmont	22	1-3	.333	0-2	.000	0-0	.000	2-2-4	1	3	1	0	1	2
L'Ville	15	0-1	.000	0-1	.000	1-1	1.000	2-1-3	4	0	0	0	0	1
Miss. State	23	1-5	.200	0-2	.000	2-2	1.000	0-2-2	3	2	0	0	0	4
Vandy	5	0-1	.000	0-1	.000	0-0	.000	0-1-1	1	0	0	0	0	0
Arkansas	5	0-0	.000	0-0	.000	0-0	.000	0-0-0	2	0	0	0	0	0
Tennessee	7	0-0	.000	0-0	.000	0-0	.000	0-0-0	2	0	0	0	0	0
Texas A&M	1	0-1	.000	0-1	.000	0-0	.000	0-0-0	0	0	1	0	0	0
Georgia	3	0-1	.000	0-0	.000	0-0	.000	0-0-0	1	0	0	0	0	0
LSU														
Mizzou														
Ole Miss														
Miss. State														
Auburn														
Florida														
Ole Miss														
LSU														
Arkansas														
S. Carolina														
Alabama														
Florida														

#### Hawkins' Career Stats

Year	GP-S	Min.-Avg.	FG-A	Pct.	3FG-A	Pct.	FT-A	Pct.	Reb.-Avg.	PF-D	A	TO	Blk	Stl	Pts.-Avg
2013-14	19-0	212-11.2	8-9	.276	2-15	.133	5-10	.500	19-1.0	28-0	12	6	1	4	23-1.2
<b>TOTAL</b>	<b>19-0</b>	<b>212-11.2</b>	<b>8-9</b>	<b>.276</b>	<b>2-15</b>	<b>.133</b>	<b>5-10</b>	<b>.500</b>	<b>19-1.0</b>	<b>28-0</b>	<b>12</b>	<b>6</b>	<b>1</b>	<b>4</b>	<b>23-1.2</b>

#### Hawkins' Career SEC Stats

Year	GP-S	Min.-Avg.	FG-A	Pct.	3FG-A	Pct.	FT-A	Pct.	Reb.-Avg.	PF-D	A	TO	Blk	Stl	Pts.-Avg
2013-14	6-0	44-7.3	1-8	.125	0-4	.000	2-2	1.000	3-0.5	9-0	2	1	0	0	4-0.7
<b>TOTAL</b>	<b>6-0</b>	<b>44-7.3</b>	<b>1-8</b>	<b>.125</b>	<b>0-4</b>	<b>.000</b>	<b>2-2</b>	<b>1.000</b>	<b>3-0.5</b>	<b>9-0</b>	<b>2</b>	<b>1</b>	<b>0</b>	<b>0</b>	<b>4-0.7</b>

## PLAYER BIOS



### Jon Hood

Sr. • Guard • 6-7 • 215

Madisonville, Ky.

North Hopkins

@jonnylightning4

# 4

**2013-14 Season:** Nailed a jump-shot from the corner and added an assist in action vs. Georgia ... Had an assist in the win over Mississippi State ... Drained a pair of free throws after swiping a steal vs. UT Arlington ... Nailed a 3-pointer and two free throws to score five points in UK's win over Northern Kentucky ... Logged a steal and an assist in six minutes of action vs. UNC Asheville ... Had four points and a blocked shot in 11 minutes of a win over Montevallo ... Logged two points and an assist in the victory over Transylvania.

**Career:** Graduated in May 2013 ... Only remaining player from Coach Calipari's original roster ... Has played in more than 70 contests ... Averaging a little more than five minutes a game ... Former Kentucky Mr. Basketball.

### Hood's Season & Career Highs

2013-14 Season		Career
5, vs. Northern Kentucky (11/10/13)	<b>Pts.</b>	7, vs. Coppin State (12/28/10)
1, vs. Northern Kentucky (11/10/13)	<b>Rebs.</b>	4, twice
1, twice	<b>FG Made</b>	2, five times
2, vs. Northern Kentucky (11/10/13)	<b>FG Atts.</b>	7, vs. Coppin State (12/28/10)
1, vs. Northern Kentucky (11/10/13)	<b>3-FG Made</b>	2, vs. Samford (12/4/12)
2, vs. Northern Kentucky (11/10/13)	<b>3-FG Atts.</b>	4, vs. Coppin State (12/28/10)
2, twice	<b>FTs Made</b>	2, seven times
2, twice	<b>FTs Atts.</b>	4, vs. Portland (11/19/10)
1, four times	<b>Assists</b>	3, vs. LSU (1/15/11)
1, twice	<b>Steals</b>	2, twice
-	<b>Blocks</b>	1, three times
6, twice	<b>Minutes</b>	20, vs. LSU (1/15/11)

### Hood's Misc. Stats

Category	2013-14	Career
Dunks	-	2
Double-Figure Scoring	-	-
Double-Figure Rebounding	-	-
Double-Doubles	-	-
Games led UK in Scoring	-	-
Games led UK in Rebounding	-	-
Games led UK in Assists	-	-
Games with 3+ Assists	-	1
Games with 3+ Blocks	-	-
Games with 3+ Steals	-	-
Games with 3+ 3-Pointers	-	-

### Hood Game-By-Game

Opponent	Min.	FG-A	Pct.	3P-A	Pct.	FT-A	Pct.	O-D-T	PF	A	TO	B	St.	Pts.
UNC-Ash.	6	0-1	.000	0-1	.000	0-0	.000	0-0-0	0	1	0	0	1	0
NKU	6	1-2	.500	1-2	.500	2-2	1.000	0-1-1	2	1	2	0	0	5
Mich. St.							DNP							
R. Morris	4	0-1	.000	0-0	.000	0-0	.000	0-0-0	0	1	0	0	0	0
UT Arlington	2	0-0	.000	0-0	.000	2-2	1.000	0-0-0	0	0	0	0	1	2
Cleveland St.							DNP							
E. Michigan							DNP							
Providence							DNP							
Baylor							DNP							
Boise St.							DNP							
UNC							DNP							
Belmont							DNP							
L'Ville							DNP							
Miss. State	2	0-0	.000	0-0	.000	0-0	.000	0-0-0	0	1	0	0	0	0
Vandy							DNP							
Arkansas							DNP							
Tennessee							DNP							
Texas A&M							DNP							
Georgia	2	1-1	1.000	0-0	.000	0-0	.000	0-0-0	0	1	0	0	0	2
LSU														
Mizzou														
Ole Miss														
Miss. State														
Auburn														
Florida														
Ole Miss														
LSU														
Arkansas														
S. Carolina														
Alabama														
Florida														

### Hood's Career Stats

Year	GP-S	Min.-Avg.	FG-A	Pct.	3FG-A	Pct.	FT-A	Pct.	Reb.-Avg.	PF-D	A	TO	Blk	Stl	Pts.-Avg
2009-10	17-0	74-4.4	6-19	.316	4-11	.364	4-4	1.000	12-0.7	6-0	6	4	0	1	20-1.2
2010-11	33-0	158-4.8	9-37	.243	3-19	.158	5-9	.556	22-0.7	11-0	4	2	2	3	26-0.8
2012-13	23-0	146-6.3	13-26	.500	6-15	.400	2-2	1.000	28-1.2	13-0	2	3	1	7	34-1.5
2013-14	6-0	22-3.7	2-5	.400	1-3	.333	4-4	1.000	1-0.2	2-0	5	2	0	2	9-1.5
<b>TOTAL</b>	<b>79-0</b>	<b>400-5.1</b>	<b>30-87</b>	<b>.345</b>	<b>14-48</b>	<b>.292</b>	<b>15-19</b>	<b>.789</b>	<b>63-0.8</b>	<b>32-0</b>	<b>17</b>	<b>11</b>	<b>3</b>	<b>13</b>	<b>89-1.1</b>

### Hood's Career SEC Stats

Year	GP-S	Min.-Avg.	FG-A	Pct.	3FG-A	Pct.	FT-A	Pct.	Reb.-Avg.	PF-D	A	TO	Blk	Stl	Pts.-Avg
2009-10	3-0	11-3.7	2-5	.400	2-3	.667	0-0	.000	1-0.3	2-0	1	0	0	0	6-2.0
2010-11	13-0	62-4.8	2-12	.167	0-6	.000	0-0	.000	8-0.6	4-0	3	0	1	1	4-0.3
2012-13	13-0	78-6.0	6-13	.462	1-5	.200	2-2	1.000	19-1.5	6-0	2	0	1	2	15-1.2
2013-14	2-0	4-2.0	1-1	1.000	0-0	.000	0-0	.000	0-0.0	0-0	2	0	0	0	2-1.0
<b>TOTAL</b>	<b>31-0</b>	<b>155-5.0</b>	<b>11-31</b>	<b>.355</b>	<b>3-14</b>	<b>.214</b>	<b>2-2</b>	<b>1.000</b>	<b>28-0.9</b>	<b>12-0</b>	<b>8</b>	<b>0</b>	<b>2</b>	<b>3</b>	<b>27-0.9</b>

## PLAYER BIOS



### Dakari Johnson

Fr. • Center • 7-0 • 265

Brooklyn, N.Y.

Montverde Acad.

@dslowmotion22

# 44

**2013-14 Season:** Tallied six points, seven rebounds and three blocks in 24 minutes as UK defeated Texas A&M ... Scored four points and grabbed four rebounds in UK's win over Tennessee ... Tallied four points and four rebounds in just nine minutes of action against Arkansas ... Recorded eight points in just eight minutes of play in UK's win over Mississippi State ... Notched 10 points and seven rebounds in UK's win over Eastern Michigan ... Posted eight points and eight rebounds in Kentucky's win over UT Arlington ... Recorded eight points in Kentucky's win over Robert Morris ... Grabbed five rebounds vs. Michigan State ... Tallied seven points and four rebounds in 17 minutes of action vs. Northern Kentucky ... Scored five points in his debut as a Wildcat vs. UNC Asheville ... Selected by the media as a preseason All-SEC second team honoree ... Posted nine points and five rebounds in 15 minutes of action against Montevallo ... Totaled nine points and nine boards with a steal in 19 minutes of a win over Transylvania.

**Career:** Averaged 17.0 points, 11.0 rebounds and 4.3 blocks per game in his only season at Montverde Academy ... Johnson led his high school squad to a national championship at the National High School Invitational where he claimed MVP honors after logging 18 points and eight rebounds ... In addition to his high school accolades, Johnson suited up for Team USA Basketball's U17 squad in the summer of 2012 where he averaged 20 points and five boards a game for the world champions ... Johnson was rated as the No. 11 overall player by ESPN and the top player at his position ... Rivals ranked him as the No. 9 overall player and Scout listed him at No. 18.

### Johnson's Season & Career Highs

2013-14 Season		Career
10, vs. Eastern Michigan (11/27/13)	<b>Pts.</b>	10, vs. Eastern Michigan (11/27/13)
8, vs. UT Arlington (11/19/13)	<b>Rebs.</b>	8, vs. UT Arlington (11/19/13)
4, twice	<b>FG Made</b>	4, twice
7, vs. UT Arlington (11/19/13)	<b>FG Atts.</b>	7, vs. UT Arlington (11/19/13)
-	<b>3-FG Made</b>	-
-	<b>3-FG Atts.</b>	-
4, vs. Robert Morris (11/17/13)	<b>FTs Made</b>	4, vs. Robert Morris (11/17/13)
5, twice	<b>FTs Atts.</b>	5, twice
1, twice	<b>Assists</b>	1, twice
1, vs. Texas A&M (1/21/14)	<b>Steals</b>	1, vs. Texas A&M (1/21/14)
3, vs. Texas A&M (1/21/14)	<b>Blocks</b>	3, vs. Texas A&M (1/21/14)
24, vs. Texas A&M (1/21/14)	<b>Minutes</b>	24, vs. Texas A&M (1/21/14)

### Johnson's Misc. Stats

Category	2013-14	Career
Dunks	3	3
Double-Figure Scoring	1	1
Double-Figure Rebounding	-	-
Double-Doubles	-	-
Games led UK in Scoring	-	-
Games led UK in Rebounding	1	1
Games led UK in Blocks	1	1
Games with 3+ Assists	-	-
Games with 3+ Blocks	1	1
Games with 3+ Steals	-	-
Games with 3+ 3-Pointers	-	-

### Johnson Game-By-Game

Opponent	Min.	FG-A	Pct.	3P-A	Pct.	FT-A	Pct.	O-D-T	PF	A	TO	B	St.	Pts.
UNC-Ash.	9	2-5	.400	0-0	.000	1-2	.500	0-1-1	4	0	0	0	0	5
NKU	17	2-4	.500	0-0	.000	3-5	.600	1-3-4	0	1	1	1	0	7
Mich. St.	14	1-2	.500	0-0	.000	0-3	.000	2-3-5	4	0	0	0	0	2
R. Morris	13	2-3	.667	0-0	.000	4-5	.800	2-1-3	3	0	1	0	0	8
UT Arlington	13	4-7	.571	0-0	.000	0-2	.000	4-4-8	1	0	1	1	0	8
Cleveland St.	7	0-0	.000	0-0	.000	0-0	.000	1-1-2	1	0	0	0	0	0
E. Michigan	10	4-5	.800	0-0	.000	2-4	.500	4-3-7	2	0	0	0	0	10
Providence	4	0-1	.000	0-0	.000	1-2	.500	1-2-3	2	0	1	0	0	1
Baylor	4	0-1	.000	0-0	.000	0-0	.000	1-0-1	0	0	0	0	0	0
Boise St.	11	0-0	.000	0-0	.000	0-0	.000	0-1-1	1	0	0	0	0	0
UNC	7	1-4	.250	0-0	.000	0-0	.000	2-1-3	3	0	1	0	0	2
Belmont								DNP						
L'Ville	8	0-1	.000	0-0	.000	0-0	.000	1-0-1	0	1	0	0	0	0
Miss. State	8	4-4	1.000	0-0	.000	0-2	.000	1-0-1	1	0	0	0	0	8
Vandy	9	1-2	.500	0-0	.000	2-2	1.000	1-0-1	3	0	1	0	0	4
Arkansas	9	1-2	.500	0-0	.000	2-4	.500	2-2-4	2	1	0	1	0	4
Tennessee	16	2-3	.667	0-0	.000	0-0	.000	2-2-4	2	0	0	0	0	4
Texas A&M	24	3-4	.750	0-0	.000	0-2	.000	2-5-7	1	0	2	3	1	6
Georgia	10	1-1	1.000	0-0	.000	1-2	.500	0-1-1	4	0	0	2	0	3
LSU														
Mizzou														
Ole Miss														
Miss. State														
Auburn														
Florida														
Ole Miss														
LSU														
Arkansas														
S. Carolina														
Alabama														
Florida														

### Johnson's Career Stats

Year	GP-S	Min.-Avg.	FG-A	Pct.	3FG-A	Pct.	FT-A	Pct.	Reb.-Avg.	PF-D	A	TO	Blk	Stl	Pts.-Avg
2013-14	18-0	193-10.7	28-49	.571	0-0	.000	16-35	.457	57-3.2	34-0	3	8	8	1	72-4.0
<b>TOTAL</b>	<b>18-0</b>	<b>193-10.7</b>	<b>28-49</b>	<b>.571</b>	<b>0-0</b>	<b>.000</b>	<b>16-35</b>	<b>.457</b>	<b>57-3.2</b>	<b>34-0</b>	<b>3</b>	<b>8</b>	<b>8</b>	<b>1</b>	<b>72-4.0</b>

### Johnson's Career SEC Stats

Year	GP-S	Min.-Avg.	FG-A	Pct.	3FG-A	Pct.	FT-A	Pct.	Reb.-Avg.	PF-D	A	TO	Blk	Stl	Pts.-Avg
2013-14	6-0	76-12.7	12-16	.750	0-0	.000	5-12	.417	18-3.0	13-0	1	3	6	1	29-4.8
<b>TOTAL</b>	<b>6-0</b>	<b>76-12.7</b>	<b>12-16</b>	<b>.750</b>	<b>0-0</b>	<b>.000</b>	<b>5-12</b>	<b>.417</b>	<b>18-3.0</b>	<b>13-0</b>	<b>1</b>	<b>3</b>	<b>6</b>	<b>1</b>	<b>29-4.8</b>

## PLAYER BIOS



### Tod Lanter

Jr. • Guard • 6-2 • 190

Lexington, Ky.

Gulf Coast St. CC

@tod\_lanterIII

# 21

**2013-14 Season:** Notched a pair of rebounds in a minute of a win over Transylvania.

**Career:** Saw action in six games during his first season in the Blue and White ... Hauled in two rebounds in nine minutes of total action ... Walk-on player and son of former UK player, Bo Lanter ... Played the 2010-11 season at Gulf Coast State CC, averaging 2.6 points and 1.2 rebounds ... Scored a career-high 16 points in his first collegiate game and shot 41.8 percent.

#### Lanter's Season & Career Highs

2013-14 Season	Career
-	Pts. -
-	Rebs. 2, vs. Mississippi State (2/27/13)
-	FG Made -
-	FG Atts. 1, three times
-	3-FG Made -
-	3-FG Atts. 1, twice
-	FTs Made -
-	FTs Atts. -
-	Assists -
-	Steals -
-	Blocks -
-	Minutes 3, vs. Mississippi State (2/27/13)

#### Lanter's Misc. Stats

Category	2013-14	Career
Dunks	-	-
Double-Figure Scoring	-	-
Double-Figure Rebounding	-	-
Double-Doubles	-	-
Games led UK in Scoring	-	-
Games led UK in Rebounding	-	-
Games led UK in Assists	-	-
Games with 3+ Assists	-	-
Games with 3+ Blocks	-	-
Games with 3+ Steals	-	-
Games with 3+ 3-Pointers	-	-

#### Lanter Game-By-Game

Opponent	Min.	FG-A	Pct.	3P-A	Pct.	FT-A	Pct.	O-D-T	PF	A	TO	B	St.	Pts.
UNC-Ash.						DNP								
NKU						DNP								
Mich. St.						DNP								
R. Morris						DNP								
UT Arlington						DNP								
Cleveland St.						DNP								
E. Michigan						DNP								
Providence						DNP								
Baylor						DNP								
Boise St.						DNP								
UNC						DNP								
Belmont						DNP								
L'Ville						DNP								
Miss. State						DNP								
Vandy						DNP								
Arkansas						DNP								
Tennessee						DNP								
Texas A&M						DNP								
Georgia						DNP								
LSU														
Mizzou														
Ole Miss														
Miss. State														
Auburn														
Florida														
Ole Miss														
LSU														
Arkansas														
S. Carolina														
Alabama														
Florida														

#### Lanter's Career Stats

Year	GP-S	Min.-Avg.	FG-A	Pct.	3FG-A	Pct.	FT-A	Pct.	Reb.-Avg.	PF-D	A	TO	Blk	Stl	Pts.-Avg
2012-13	6-0	9-1.5	0-3	.000	0-2	.000	0-0	.000	2-0.3	1-0	0	2	0	0	0-0.0
2013-14	0-0	0-0.0	0-0	.000	0-0	.000	0-0	.000	0-0.0	0-0	0	0	0	0	0-0.0
<b>TOTAL</b>	<b>6-0</b>	<b>9-1.5</b>	<b>0-3</b>	<b>.000</b>	<b>0-2</b>	<b>.000</b>	<b>0-0</b>	<b>.000</b>	<b>2-0.3</b>	<b>1-0</b>	<b>0</b>	<b>2</b>	<b>0</b>	<b>0</b>	<b>0-0.0</b>

#### Lanter's Career SEC Stats

Year	GP-S	Min.-Avg.	FG-A	Pct.	3FG-A	Pct.	FT-A	Pct.	Reb.-Avg.	PF-D	A	TO	Blk	Stl	Pts.-Avg
2012-13	3-0	4-1.3	0-1	.000	0-0	.000	0-0	.000	2-0.7	1-0	0	2	0	0	0-0.0
2013-14	0-0	0-0.0	0-0	.000	0-0	.000	0-0	.000	0-0.0	0-0	0	0	0	0	0-0.0
<b>TOTAL</b>	<b>3-0</b>	<b>4-1.3</b>	<b>0-1</b>	<b>.000</b>	<b>0-0</b>	<b>.000</b>	<b>0-0</b>	<b>.000</b>	<b>2-0.7</b>	<b>1-0</b>	<b>0</b>	<b>2</b>	<b>0</b>	<b>0</b>	<b>0-0.0</b>

## PLAYER BIOS



### Marcus Lee

Fr. • Forward • 6-9 • 215

Antioch, Calif.

Deer Valley

@SuperKingMe



**2013-14 Season:** Scored on a put-back and added a rebound in a win over Georgia ... Had an assist in the win over Mississippi State ... Tallied 10 points and three blocks in UK's win over UT Arlington ... Made his first career start against Robert Morris ... Pulled down six rebounds in UK's win over Northern Kentucky ... Ranked second on the team with 17 points in collegiate debut vs. UNC Asheville ... Scored three points and added a pair of rebounds in a win over Transylvania ... Sunk a pair of free throws and added two rebounds in three minutes of action in a win over Montevallo.

**Career:** Notched 17.7 points, 19.5 rebounds and 6.7 blocks per game in his senior season at Deer Valley ... Also an exceptional volleyball player who helped lead his team to a sectional title as a senior ... Averaged 13.9 points, 13.1 rebounds, 9.1 blocks and 1.3 steals as a junior ... In his first AAU competition he registered a triple-double that was highlighted by 11 blocked shots ... Ranked as the No. 17 overall player and the No. 5 power forward in his class by Rivals ... ESPN Recruiting had him rated as the No. 30 overall prospect and the ninth-best power forward ... Scout had him tabbed as the No. 40 overall player and the No. 3 center.

### Lee's Season & Career Highs

2013-14 Season		Career
17, vs. UNC Asheville (11/8/13)	<b>Pts.</b>	17, vs. UNC Asheville (11/8/13)
6, vs. Northern Kentucky (11/10/13)	<b>Rebs.</b>	6, vs. Northern Kentucky (11/10/13)
7, vs. UNC Asheville (11/8/13)	<b>FG Made</b>	7, vs. UNC Asheville (11/8/13)
8, vs. UNC Asheville (11/8/13)	<b>FG Atts.</b>	8, vs. UNC Asheville (11/8/13)
-	<b>3-FG Made</b>	-
-	<b>3-FG Atts.</b>	-
3, vs. UNC Asheville (11/8/13)	<b>FTs Made</b>	3, vs. UNC Asheville (11/8/13)
7, vs. UNC Asheville (11/8/13)	<b>FTs Atts.</b>	7, vs. UNC Asheville (11/8/13)
1, two times	<b>Assists</b>	1, two times
-	<b>Steals</b>	-
3, vs. UT Arlington (11/19/13)	<b>Blocks</b>	3, vs. UT Arlington (11/19/13)
15, vs. UNC Asheville (11/8/13)	<b>Minutes</b>	15, vs. UNC Asheville (11/8/13)

### Lee's Misc. Stats

Category	2013-14	Career
Dunks	6	6
Double-Figure Scoring	2	2
Double-Figure Rebounding	-	-
Double-Doubles	-	-
Games led UK in Scoring	-	-
Games led UK in Rebounding	-	-
Games led UK in Blocks	1	1
Games with 3+ Assists	-	-
Games with 3+ Blocks	1	1
Games with 3+ Steals	-	-
Games with 3+ 3-Pointers	-	-

### Lee Game-By-Game

Opponent	Min.	FG-A	Pct.	3P-A	Pct.	FT-A	Pct.	O-D-T	PF	A	TO	B	St.	Pts.
UNC-Ash.	15	7-8	.875	0-0	.000	3-7	.429	1-0-1	1	0	0	0	0	17
NKU	14	1-2	.500	0-0	.000	1-2	.500	3-3-6	0	0	1	2	0	3
Mich. St.	1	0-0	.000	0-0	.000	0-0	.000	0-1-1	0	0	0	0	0	0
R. Morris	10 <sup>Start</sup>	1-1	1.000	0-0	.000	0-0	.000	2-1-3	2	1	0	2	0	2
UTA	12 <sup>Start</sup>	4-5	.800	0-0	.000	2-2	1.000	2-0-2	2	0	0	3	0	10
Cleveland St.	4 <sup>Start</sup>	1-2	.500	0-0	.000	0-0	.000	0-1-1	1	0	0	1	0	2
E. Michigan	8 <sup>Start</sup>	1-3	.333	0-0	.000	0-0	.000	1-2-3	0	0	0	1	0	2
Providence	0	0-0	.000	0-0	.000	0-0	.000	0-0-0	0	0	0	0	0	0
Baylor	4	0-0	.000	0-0	.000	0-1	.000	0-2-2	2	0	0	0	0	0
Boise St.								DNP						
UNC								DNP						
Belmont	10	0-0	.000	0-0	.000	0-0	.000	1-1-2	0	0	1	0	0	0
L'Ville								DNP						
Miss. State	5	1-2	.500	0-0	.000	0-0	.000	0-0-0	0	1	0	1	0	2
Vandy								DNP						
Arkansas	10	0-0	.000	0-0	.000	1-4	.250	0-1-1	2	0	0	0	0	1
Tennessee								DNP						
Texas A&M	3	0-0	.000	0-0	.000	0-0	.000	0-0-0	0	0	0	0	0	0
Georgia	3	1-2	.500	0-0	.000	0-0	.000	1-0-1	0	0	0	0	0	2
LSU														
Mizzou														
Ole Miss														
Miss. State														
Auburn														
Florida														
Ole Miss														
LSU														
Arkansas														
S. Carolina														
Alabama														
Florida														

### Lee's Career Stats

Year	GP-S	Min.-Avg.	FG-A	Pct.	3FG-A	Pct.	FT-A	Pct.	Reb.-Avg.	PF-D	A	TO	Blk	Stl	Pts.-Avg
2013-14	14-4	99-7.1	17-26	.654	0-0	.000	7-16	.438	23-1.6	10-0	2	2	10	0	41-2.9
<b>TOTAL</b>	<b>14-4</b>	<b>99-7.1</b>	<b>17-26</b>	<b>.654</b>	<b>0-0</b>	<b>.000</b>	<b>7-16</b>	<b>.438</b>	<b>23-1.6</b>	<b>10-0</b>	<b>2</b>	<b>2</b>	<b>10</b>	<b>0</b>	<b>41-2.9</b>

### Lee's Career SEC Stats

Year	GP-S	Min.-Avg.	FG-A	Pct.	3FG-A	Pct.	FT-A	Pct.	Reb.-Avg.	PF-D	A	TO	Blk	Stl	Pts.-Avg
2013-14	4-0	21-5.3	2-4	.500	0-0	.000	1-4	.250	2-0.5	2-0	1	0	1	0	5-1.3
<b>TOTAL</b>	<b>4-0</b>	<b>21-5.3</b>	<b>2-4</b>	<b>.500</b>	<b>0-0</b>	<b>.000</b>	<b>1-4</b>	<b>.250</b>	<b>2-0.5</b>	<b>2-0</b>	<b>1</b>	<b>0</b>	<b>1</b>	<b>0</b>	<b>5-1.3</b>

## PLAYER BIOS



### Brian Long

Jr. • Guard • 5-9 • 155

Dumont, N.J.

River Dell

@brianlong32

# 32

**2013-14 Season:** Saw a minute of action in a win over Transylvania.

**Career:** Has seen action in 15 career games in the Blue and White ... A member of UK's 2012 National Championship team ... Averaged 9.6 pts. and 5.0 assists per game in senior season at River Dell High School ... Named First Team All-Conference Big North ... Honorable Mention All-County (Bergen County) ... Helped lead team to state playoffs ... Father, Brian, played basketball at Creighton ... Has two brothers, Keith and Travis, who played basketball at UNLV and Memphis respectively.

### Long's Season & Career Highs

2013-14 Season		Career
-	Pts.	2, vs. Penn State (11/19/11)
-	Rebs.	1, twice
-	FG Made	-
-	FG Atts.	2, vs. Mississippi State (2/27/13)
-	3-FG Made	-
-	3-FG Atts.	1, vs. Lafayette (11/16/12)
-	FTs Made	2, vs. Penn State (11/19/11)
-	FTs Atts.	4, vs. Penn State (11/19/11)
-	Assists	-
-	Steals	1, vs. Mississippi State (2/27/13)
-	Blocks	-
-	Minutes	4, vs. Penn State (11/19/11)

### Long's Misc. Stats

Category	2013-14	Career
Dunks	-	-
Double-Figure Scoring	-	-
Double-Figure Rebounding	-	-
Double-Doubles	-	-
Games led UK in Scoring	-	-
Games led UK in Rebounding	-	-
Games led UK in Assists	-	-
Games with 3+ Assists	-	-
Games with 3+ Blocks	-	-
Games with 3+ Steals	-	-
Games with 3+ 3-Pointers	-	-

### Long Game-By-Game

Opponent	Min.	FG-A	Pct.	3P-A	Pct.	FT-A	Pct.	O-D-T	PF	A	TO	B	St.	Pts.
UNC-Ash.						DNP								
NKU						DNP								
Mich. St.						DNP								
R. Morris						DNP								
UT Arlington						DNP								
Cleveland St.						DNP								
E. Michigan						DNP								
Providence						DNP								
Baylor						DNP								
Boise St.						DNP								
UNC						DNP								
Belmont						DNP								
L'Ville						DNP								
Miss. State						DNP								
Vandy						DNP								
Arkansas						DNP								
Tennessee						DNP								
Texas A&M						DNP								
Georgia						DNP								
LSU														
Mizzou														
Ole Miss														
Miss. State														
Auburn														
Florida														
Ole Miss														
LSU														
Arkansas														
S. Carolina														
Alabama														
Florida														

### Long's Career Stats

Year	GP-S	Min.-Avg.	FG-A	Pct.	3FG-A	Pct.	FT-A	Pct.	Reb.-Avg.	PF-D	A	TO	Blk	Stl	Pts.-Avg
2011-12	12-0	17-1.4	0-1	.000	0-0	.000	2-4	.500	2-0.2	0-0	0	0	0	0	2-0.2
2012-13	3-0	6-2.0	0-3	.000	0-1	.000	0-0	.000	0-0.0	0-0	0	0	0	1	0-0.0
2013-14	0-0	0-0.0	0-0	.000	0-0	.000	0-0	.000	0-0.0	0-0	0	0	0	0	0-0.0
<b>TOTAL</b>	<b>15-0</b>	<b>23-1.5</b>	<b>0-4</b>	<b>.000</b>	<b>0-1</b>	<b>.000</b>	<b>2-4</b>	<b>.500</b>	<b>2-0.1</b>	<b>0-0</b>	<b>0</b>	<b>0</b>	<b>0</b>	<b>1</b>	<b>2-0.1</b>

### Long's Career SEC Stats

Year	GP-S	Min.-Avg.	FG-A	Pct.	3FG-A	Pct.	FT-A	Pct.	Reb.-Avg.	PF-D	A	TO	Blk	Stl	Pts.-Avg
2011-12	2-0	2-1.0	0-0	.000	0-0	.000	0-0	.000	0-0.0	0-0	0	0	0	0	0-0.0
2012-13	1-0	2-2.0	0-2	.000	0-0	.000	0-0	.000	0-0.0	0-0	0	0	0	1	0-0.0
2013-14	0-0	0-0.0	0-0	.000	0-0	.000	0-0	.000	0-0.0	0-0	0	0	0	0	0-0.0
<b>TOTAL</b>	<b>3-0</b>	<b>4-1.3</b>	<b>0-2</b>	<b>.000</b>	<b>0-0</b>	<b>.000</b>	<b>0-0</b>	<b>.000</b>	<b>0-0.0</b>	<b>0-0</b>	<b>0</b>	<b>0</b>	<b>0</b>	<b>1</b>	<b>0-0.0</b>



## PLAYER BIOS



### Sam Malone

Jr. • Guard • 5-11 • 185

Scituate, Mass.

Scituate

@SamMaloneuk13

# 13

**2013-14 Season:** Scored on a drive in one minute of action in the win over Transylvania.

**Career:** Played in nine games thus far in his career in the Blue and White ... A member of the 2012 National Championship team ... Scored six points in six games, connecting on .500 of his shots in his first season ... Played in three outings as a sophomore, scoring a bucket and pulling down three rebounds ... One of six UK players to have won a high school state title ... Averaged 14.0 pts, 9.0 assists and 4.0 steals as a senior at Scituate HS ... Named a 2011 League All-Star ... Helped lead The Tilton School (N.H.) to a 2009 National Prep title ... 2008 state finalist with Scituate High School.

#### Malone's Season & Career Highs

2013-14 Season		Career
-	Pts.	4, vs. Marist (11/11/11)
-	Rebs.	2, twice
-	FG Made	2, vs. Marist (11/11/11)
-	FG Atts.	2, twice
-	3-FG Made	-
-	3-FG Atts.	-
-	FTs Made	-
-	FTs Atts.	-
-	Assists	1, vs. St. John's (12/1/11)
-	Steals	-
-	Blocks	-
-	Minutes	4, vs. Penn State (11/19/11)

#### Malone's Misc. Stats

Category	2013-14	Career
Dunks	-	-
Double-Figure Scoring	-	-
Double-Figure Rebounding	-	-
Double-Doubles	-	-
Games led UK in Scoring	-	-
Games led UK in Rebounding	-	-
Games led UK in Assists	-	-
Games with 3+ Assists	-	-
Games with 3+ Blocks	-	-
Games with 3+ Steals	-	-
Games with 3+ 3-Pointers	-	-

#### Malone Game-By-Game

Opponent	Min.	FG-A	Pct.	3P-A	Pct.	FT-A	Pct.	O-D-T	PF	A	TO	B	St.	Pts.
UNC-Ash.						DNP								
NKU						DNP								
Mich. St.						DNP								
R. Morris						DNP								
UT Arlington						DNP								
Cleveland St.						DNP								
E. Michigan						DNP								
Providence						DNP								
Baylor						DNP								
Boise St.						DNP								
UNC						DNP								
Belmont						DNP								
L'Ville						DNP								
Miss. State						DNP								
Vandy						DNP								
Arkansas						DNP								
Tennessee						DNP								
Texas A&M						DNP								
Georgia						DNP								
LSU														
Mizzou														
Ole Miss														
Miss. State														
Auburn														
Florida														
Ole Miss														
LSU														
Arkansas														
S. Carolina														
Alabama														
Florida														

#### Malone's Career Stats

Year	GP-S	Min.-Avg.	FG-A	Pct.	3FG-A	Pct.	FT-A	Pct.	Reb.-Avg.	PF-D	A	TO	Blk	Stl	Pts.-Avg
2011-12	6-0	13-2.2	3-6	.500	0-0	.000	0-0	.000	2-0.3	0-0	1	4	0	0	6-1.0
2012-13	3-0	6-2.0	0-0	.000	0-0	.000	0-0	.000	3-1.0	0-0	0	2	0	0	0-0.0
2013-14	0-0	0-0.0	0-0	.000	0-0	.000	0-0	.000	0-0.0	0-0	0	0	0	0	0-0.0
<b>TOTAL</b>	<b>9-0</b>	<b>19-2.1</b>	<b>3-6</b>	<b>.500</b>	<b>0-0</b>	<b>.000</b>	<b>0-0</b>	<b>.000</b>	<b>5-0.6</b>	<b>0-0</b>	<b>1</b>	<b>6</b>	<b>0</b>	<b>0</b>	<b>6-0.7</b>

#### Malone's Career SEC Stats

Year	GP-S	Min.-Avg.	FG-A	Pct.	3FG-A	Pct.	FT-A	Pct.	Reb.-Avg.	PF-D	A	TO	Blk	Stl	Pts.-Avg
2011-12	0-0	0-0.0	0-0	.000	0-0	.000	0-0	.000	0-0.0	0-0	0	0	0	0	0-0.0
2012-13	1-0	3-3.0	0-0	.000	0-0	.000	0-0	.000	1-1.0	0-0	0	0	0	0	0-0.0
2013-14	0-0	0-0.0	0-0	.000	0-0	.000	0-0	.000	0-0.0	0-0	0	0	0	0	0-0.0
<b>TOTAL</b>	<b>1-0</b>	<b>3-3.0</b>	<b>0-0</b>	<b>.000</b>	<b>0-0</b>	<b>.000</b>	<b>0-0</b>	<b>.000</b>	<b>1-1.0</b>	<b>0-0</b>	<b>0</b>	<b>0</b>	<b>0</b>	<b>0</b>	<b>0-0.0</b>

## PLAYER BIOS



### Jarrod Polson

Sr. • Guard • 6-2 • 182

Wilmore, Ky.

West Jessamine

@jpolson05

# 3

**2013-14 Season:** Nailed a 3, dished out an assist and grabbed two rebounds in UK's win over Texas A&M ... Drained two 3-pointers late in the first half to give UK a spark at Vandy ... Nailed a 3-pointer and passed out an assist in a season-high 21 minutes during UK's win over Belmont ... Dished out an assist in consecutive UK wins over Robert Morris and UT Arlington ... Averaged 6.5 points, two rebounds and an assist in UK's two exhibition contests ... Posted eight points while connecting on a pair of 3-pointers in a start against Montevallo.

**Career:** Graduated in May 2013 in just three years ... Played in 33 games and made one start in his junior campaign ... Averaged 3.1 points, 1.7 rebounds and 1.1 assists per outing ... A member of the 2012 National Championship team ... Averaged 18.2 points, 6.4 assists and 4.9 rebounds as a senior at West Jessamine High School, leading the squad to the second round of the Sweet 16 state tournament ... Scored 40 of the team's 60 points in the regional semifinals and 31 of the squad's 51 points in the regional finals to help West Jessamine advance to the Sweet 16 state tournament ... Finished his career as the school's all-time leading scorer with 1,884 points.

### Polson's Season & Career Highs

2013-14 Season		Career
6, vs. Vanderbilt (1/11/14)	<b>Pts.</b>	11, at Tennessee (2/16/13)
2, twice	<b>Rebs.</b>	4, four times
2, vs. Vanderbilt (1/11/14)	<b>FG Made</b>	4, three times
4, vs. Vanderbilt (1/11/14)	<b>FG Atts.</b>	5, five times
2, vs. Vanderbilt (1/11/14)	<b>3-FG Made</b>	2, vs. Vanderbilt (1/11/14)
3, vs. Vanderbilt (1/11/14)	<b>3-FG Atts.</b>	3, twice
-	<b>FTs Made</b>	4, twice
-	<b>FTs Atts.</b>	4, three times
1, eight times	<b>Assists</b>	4, vs. Samford (12/4/12)
-	<b>Steals</b>	2, twice
1, vs. Arkansas (1/14/14)	<b>Blocks</b>	1, three times
21, vs. Belmont (12/21/13)	<b>Minutes</b>	31, at Robert Morris (3/19/13)

### Polson's Misc. Stats

Category	2013-14	Career
Dunks	-	-
Double-Figure Scoring	-	3
Double-Figure Rebounding	-	-
Double-Doubles	-	-
Games led UK in Scoring	-	-
Games led UK in Rebounding	-	-
Games led UK in Assists	-	4
Games with 3+ Assists	-	5
Games with 3+ Blocks	-	-
Games with 3+ Steals	-	-
Games with 3+ 3-Pointers	-	-

### Polson Game-By-Game

Opponent	Min.	FG-A	Pct.	3P-A	Pct.	FT-A	Pct.	O-D-T	PF	A	TO	B	St.	Pts.
UNC-Ash.	7	0-0	.000	0-0	.000	0-0	.000	0-0-0	0	0	0	0	0	0
NKU	6	0-0	.000	0-0	.000	0-0	.000	0-0-0	2	0	1	0	0	0
Mich. St.								DNP						
R. Morris	4	0-0	.000	0-0	.000	0-0	.000	0-0-0	1	1	0	0	0	0
UT Arlington	3	0-0	.000	0-0	.000	0-0	.000	0-0-0	0	1	0	0	0	0
Cleveland St.								DNP						
E. Michigan	2	0-0	.000	0-0	.000	0-0	.000	0-0-0	0	0	0	0	0	0
Providence								DNP						
Baylor								DNP						
Boise St.	1	0-0	.000	0-0	.000	0-0	.000	0-0-0	0	0	0	0	0	0
UNC	2	0-0	.000	0-0	.000	0-0	.000	0-0-0	1	0	0	0	0	0
Belmont	21	1-2	.500	1-1	1.000	0-0	.000	0-0-0	0	1	0	0	0	3
L'Ville								DNP						
Miss. State	2	0-0	.000	0-0	.000	0-0	.000	0-0-0	0	0	0	0	0	0
Vandy	14	2-4	.500	2-3	.667	0-0	.000	0-1-1	1	1	0	0	0	6
Arkansas	17	0-0	.000	0-0	.000	0-0	.000	0-2-2	3	1	1	1	0	0
Tennessee	9	0-0	.000	0-0	.000	0-0	.000	0-0-0	1	1	0	0	0	0
Texas A&M	8	1-2	.500	1-2	.500	0-0	.000	1-1-2	2	1	0	0	0	3
Georgia	11	1-3	.333	0-0	.000	0-0	.000	0-0-0	1	1	0	0	0	2
LSU														
Mizzou														
Ole Miss														
Miss. State														
Auburn														
Florida														
Ole Miss														
LSU														
Arkansas														
S. Carolina														
Alabama														
Florida														

### Polson's Career Stats

Year	GP-S	Min.-Avg.	FG-A	Pct.	3FG-A	Pct.	FT-A	Pct.	Reb.-Avg.	PF-D	A	TO	Blk	Stl	Pts.-Avg
2010-11	17-0	31-1.8	1-7	.143	0-1	.000	4-4	1.000	2-0.1	2-0	0	3	0	0	6-0.4
2011-12	11-0	31-2.8	0-2	.000	0-1	.000	1-4	.250	4-0.4	4-0	1	5	0	2	1-0.1
2012-13	33-1	457-13.8	36-68	.529	6-21	.286	23-32	.719	55-1.7	47-0	35	25	2	10	101-3.1
2013-14	14-0	107-7.6	5-11	.455	4-6	.667	0-0	.000	5-0.4	12-0	8	2	1	0	14-1.0
<b>TOTAL</b>	<b>75-1</b>	<b>626-8.3</b>	<b>42-88</b>	<b>.477</b>	<b>10-29</b>	<b>.345</b>	<b>28-40</b>	<b>.700</b>	<b>66-0.9</b>	<b>65-0</b>	<b>44</b>	<b>35</b>	<b>3</b>	<b>12</b>	<b>122-1.6</b>

### Polson's Career SEC Stats

Year	GP-S	Min.-Avg.	FG-A	Pct.	3FG-A	Pct.	FT-A	Pct.	Reb.-Avg.	PF-D	A	TO	Blk	Stl	Pts.-Avg
2010-11	6-0	12-2.0	0-3	.000	0-0	.000	0-0	.000	1-0.2	1-0	0	1	0	0	0-0.0
2011-12	2-0	5-2.5	0-0	.000	0-0	.000	0-0	.000	0-0.0	0-0	0	0	0	0	0-0.0
2012-13	18-1	241-13.4	19-33	.576	4-11	.364	13-16	.813	34-1.9	29-0	16	17	1	3	55-3.1
2013-14	6-0	61-10.2	4-9	.444	3-5	.600	0-0	.000	5-0.8	8-0	5	1	1	0	11-1.8
<b>TOTAL</b>	<b>32-1</b>	<b>319-10.0</b>	<b>23-45</b>	<b>.511</b>	<b>7-16</b>	<b>.438</b>	<b>13-16</b>	<b>.813</b>	<b>40-1.3</b>	<b>38-0</b>	<b>21</b>	<b>19</b>	<b>2</b>	<b>3</b>	<b>66-2.1</b>

## PLAYER BIOS



### Alex Poythress

So. • Forward • 6-8 • 239

Clarksville, Tenn.

Northeast

@AlextheGreat22

# 22

**2013-14 Season:** Tallied 11 points and five rebounds in UK's win over Georgia ... Recorded a season-high 16 points, including shooting 8-of-9 from the charity stripe, and pulled down five boards in UK's win over Texas A&M ... Scored 12 points and grabbed six rebounds in 32 minutes of action at Arkansas ... Tallied nine points and four boards in UK's win at Vanderbilt ... Notched 12 points which included five dunks in UK's win over Mississippi State ... Scored seven points and hauled in five boards in a win vs. Louisville ... Pulled down eight rebounds on the road at North Carolina ... Grabbed six rebounds in UK's win over Eastern Michigan ... Tallied seven points and seven rebounds to help UK overcome Cleveland State ... Passed out a career-high three assists in a win over Robert Morris ... In 27 minutes of action vs. Michigan State, scored seven points and pulled down 12 rebounds ... Recorded nine points and seven rebounds in a win over Northern Kentucky ... Registered a double-double effort with 10 points and a career-high 13 rebounds in season-opening victory over UNC Asheville ... Notched a pair of rebounds in a minute of a win over Transylvania.

**Career:** Started in 31 of 33 games played as a freshman ... Averaged 11.2 points and 6.0 rebounds per game ... An All-SEC Freshman team selection ... He finished his first season ranked ninth in rebounding, 10th in made free throws and field goal percentage and 17th in scoring in the history of the program for freshmen ... Named Tennessee's Mr. Basketball and was also named Gatorade State Player of the Year out of Northeast HS ... Seventh overall player and the No. 3 small forward by Scout.com ... Rated eighth overall and No. 2 at his position by Rivals.com ... ESPNU recruiting ranked him 13th overall and No. 3 at his position.

### Poythress' Season & Career Highs

2013-14 Season	Pts.	Career
16, vs. Texas A&M (1/21/14)		22, twice
13, vs. UNC Asheville (11/8/13)	Rebs.	13, vs. UNC Asheville (11/8/13)
5, twice	FG Made	9, three times
9, vs. UNC Asheville (11/8/13)	FG Atts.	12, twice
1, four times	3-FG Made	2, twice
2, three times	3-FG Atts.	3, vs. Samford (12/4/12)
8, vs. Texas A&M (1/21/14)	FTs Made	8, three times
9, vs. Texas A&M (1/21/14)	FTs Atts.	10, twice
3, vs. Robert Morris (11/17/13)	Assists	3, twice
1, three times	Steals	2, at Florida (2/12/13)
3, twice	Blocks	3, twice
32, vs. Arkansas (1/14/14)	Minutes	40, vs. Missouri (2/23/13)

### Poythress' Misc. Stats

Category	2013-14	Career
Dunks	20	53
Double-Figure Scoring	5	21
Double-Figure Rebounding	2	4
Double-Doubles	1	2
Games led UK in Scoring	1	5
Games led UK in Rebounding	-	5
Games led UK in Assists	1	4
Games with 3+ Assists	-	1
Games with 3+ Blocks	2	2
Games with 3+ Steals	-	-
Games with 3+ 3-Pointers	-	-

### Poythress Game-By-Game

Opponent	Min.	FG-A	Pct.	3P-A	Pct.	FT-A	Pct.	O-D-T	PF	A	TO	B	St.	Pts.
UNC-Ash.	21	5-9	.556	0-1	.000	0-1	.000	6-7-13	2	0	0	0	0	10
NKU	20	4-7	.571	1-2	.500	0-0	.000	1-6-7	1	2	0	0	1	9
Mich. St.	27	2-6	.333	0-2	.000	3-4	.750	7-5-12	2	0	1	3	0	7
R. Morris	12	1-5	.200	0-1	.000	0-2	.000	2-2-4	2	3	2	0	1	2
UT Arlington	15	0-2	.000	0-0	.000	0-2	.000	1-3-4	2	1	0	1	0	0
Cleveland St.	15	2-6	.333	1-2	.500	2-2	1.000	3-4-7	1	0	1	1	0	7
E. Michigan	23	1-1	1.000	0-0	.000	1-2	.500	2-4-6	1	0	2	0	1	3
Providence	15	2-3	.667	1-1	1.000	0-0	.000	0-1-1	1	0	2	2	0	5
Baylor	6	0-1	.000	0-0	.000	0-2	.000	1-1-2	3	0	1	0	0	0
Boise St.	17	0-1	.000	0-0	.000	0-0	.000	2-1-3	2	1	0	0	0	0
UNC	24	2-4	.500	0-1	.000	2-3	.667	5-3-8	5	0	1	1	0	6
Belmont	18	3-6	.500	1-1	1.000	0-0	.000	1-4-5	1	1	0	0	0	7
L'Ville	21	3-4	.750	0-0	.000	1-2	.500	1-4-5	3	0	0	0	0	7
Miss. State	22	5-6	.833	0-0	.000	2-2	1.000	1-3-4	2	2	2	3	0	12
Vandy	19	4-7	.571	0-1	.000	1-3	.333	2-2-4	0	0	1	1	0	9
Arkansas	32	5-7	.714	0-0	.000	2-2	1.000	1-5-6	4	0	0	2	0	12
Tennessee	21	1-4	.250	0-2	.000	2-2	1.000	1-2-3	1	2	1	2	0	4
Texas A&M	25	4-7	.571	0-1	.000	8-9	.889	1-4-5	2	0	3	2	0	16
Georgia	16	3-5	.600	0-0	.000	5-8	.625	1-4-5	3	1	2	0	0	11
LSU														
Mizzou														
Ole Miss														
Miss. State														
Auburn														
Florida														
Ole Miss														
LSU														
Arkansas														
S. Carolina														
Alabama														
Florida														

### Poythress' Career Stats

Year	GP-S	Min.-Avg.	FG-A	Pct.	3FG-A	Pct.	FT-A	Pct.	Reb.-Avg.	PF-D	A	TO	Blk	Stl	Pts.-Avg
2012-13	33-31	852-25.8	133-229	.581	14-33	.424	91-132	.689	199-6.0	88-6	22	66	14	9	371-11.2
2013-14	19-0	369-19.4	47-91	.516	4-15	.267	29-46	.630	104-5.5	38-1	13	19	18	3	127-6.7
<b>TOTAL</b>	<b>52-31</b>	<b>1221-23.5</b>	<b>180-320</b>	<b>.563</b>	<b>18-48</b>	<b>.375</b>	<b>120-178</b>	<b>.674</b>	<b>303-5.8</b>	<b>126-7</b>	<b>35</b>	<b>85</b>	<b>32</b>	<b>12</b>	<b>498-9.6</b>

### Poythress' Career SEC Stats

Year	GP-S	Min.-Avg.	FG-A	Pct.	3FG-A	Pct.	FT-A	Pct.	Reb.-Avg.	PF-D	A	TO	Blk	Stl	Pts.-Avg
2012-13	18-17	449-24.9	60-113	.531	7-16	.438	50-68	.735	111-6.2	53-5	14	29	4	7	177-9.8
2013-14	6-0	135-22.5	22-36	.611	0-4	.000	20-26	.769	27-4.5	12-0	5	9	10	0	64-10.7
<b>TOTAL</b>	<b>24-17</b>	<b>584-24.3</b>	<b>82-149</b>	<b>.550</b>	<b>7-20</b>	<b>.350</b>	<b>70-94</b>	<b>.745</b>	<b>138-5.8</b>	<b>65-5</b>	<b>19</b>	<b>38</b>	<b>14</b>	<b>7</b>	<b>241-10.0</b>

## PLAYER BIOS



**Julius Randle**  
 Fr. • Forward • 6-9 • 250  
 Dallas, Texas  
 Prestonwood Christian  
 @J30\_RANDLE **30**

**2013-14 Season:** Notched his 11th double-double with 13 points and 11 rebounds in UK's win over Texas A&M ... recorded 18 points and four assists as UK knocked off Tennessee ... Notched 20 points, including 10 free throws and 14 rebounds in a losing effort at Arkansas ... Tallied 17 points, shooting 7-of-8 from the field in the first half to help the Wildcats knock off Louisville ... Scored 29 points, with 13 free throws, and grabbed 10 boards in UK's win over Belmont ... Recorded his eighth double-double of the year with 17 points and 11 boards in UK's win over Boise State ... Notched 16 points, eight rebounds and four assists vs. Baylor ... Recorded a double-double with 15 points and 15 rebounds in UK's win over Cleveland State ... Tallied 22 points, 10 rebounds, four assists and two blocks in a win over UT Arlington for a fifth consecutive double-double ... Notched a fourth consecutive double-double to open the season with a 10-point, 15-rebound performance while adding a pair of blocks against Robert Morris ... Went for 27 points, including 23 in the second half, and 13 rebounds vs. Michigan State, his third consecutive 20-point, 10-rebound game ... Tallied a second consecutive double-double with 22 points and 14 rebounds vs. Northern Kentucky ... Posted a double-double effort in his debut with 23 points and 16 rebounds vs. UNC Asheville, while making 11 free throws ... Among watch list candidates for the Oscar Robertson Trophy and the Wayman Tisdale Award ... Media preseason selection for SEC Player of the Year ... A preseason All-America candidate for NBC and CBS ... Earned preseason All-SEC honors by the media ... Averaged 18.5 points and 11.5 rebounds in UK's two exhibition contests.

**Career:** Averaged 32.5 points and 22.5 rebounds per game as a senior en route to claiming the state title ... Won state titles at Prestonwood Christian Academy during his freshman, junior and senior seasons ... Was the nation's consensus top power forward and was ranked the No. 2 overall player by Rivals, the No. 3 overall player by ESPN and the No. 5 overall player by Scout ... Earned co-MVP honors of the Jordan Brand Classic game with 19 points and seven rebounds ... Played in the FIBA tournament with Team USA's U18 squad where he averaged 14.2 points and 6.6 rebounds per game.

### Randle's Season & Career Highs

2013-14 Season		Career
29, vs. Belmont (12/21/13)	<b>Pts.</b>	29, vs. Belmont (12/21/13)
16, vs. UNC Asheville (11/8/13)	<b>Rebs.</b>	16, vs. UNC Asheville (11/8/13)
9, vs. Michigan State (11/12/13)	<b>FG Made</b>	9, vs. Michigan State (11/12/13)
14, vs. Michigan State (11/12/13)	<b>FG Atts.</b>	14, vs. Michigan State (11/12/13)
1, twice	<b>3-FG Made</b>	1, twice
2, vs. Tennessee (1/18/14)	<b>3-FG Atts.</b>	2, vs. Tennessee (1/18/14)
13, vs. Belmont (12/21/13)	<b>FTs Made</b>	13, vs. Belmont (12/21/13)
19, vs. Belmont (12/21/13)	<b>FTs Atts.</b>	19, vs. Belmont (12/21/13)
4, four times	<b>Assists</b>	4, four times
1, twice	<b>Steals</b>	1, twice
2, four times	<b>Blocks</b>	2, four times
40, vs. Arkansas (1/14/14)	<b>Minutes</b>	40, vs. Arkansas (1/14/14)

### Randle's Misc. Stats

Category	2013-14	Career
Dunks	20	20
Double-Figure Scoring	17	17
Double-Figure Rebounding	13	13
Double-Doubles	11	11
Games led UK in Scoring	6	6
Games led UK in Assists	3	3
Games led UK in Rebounding	16	16
Games led UK in Blocks	1	1
Games with 3+ Assists	6	6
Games with 3+ Blocks	-	-
Games with 3+ Steals	-	-
Games with 3+ 3-Pointers	-	-

### Randle Game-By-Game

Opponent	Min.	FG-A	Pct.	3P-A	Pct.	FT-A	Pct.	O-D-T	PF	A	TO	B	St.	Pts.
UNC-Ash.	26	6-12	.500	0-0	.000	11-13	.846	6-10-16	3	1	2	0	0	23
NKU	29	6-7	.857	0-1	.000	10-14	.714	5-9-14	2	3	2	1	0	22
Mich. St.	35	9-14	.643	0-1	.000	9-15	.600	4-9-13	4	1	8	0	0	27
R. Morris	28	5-9	.556	0-0	.000	0-1	.000	5-10-15	1	2	3	2	0	10
UTA	29	7-12	.583	0-1	.000	8-10	.800	5-5-10	3	4	2	2	0	22
Cleveland St.	38	3-10	.300	0-0	.000	9-11	.818	7-8-15	1	2	5	0	0	15
E. Michigan	22	5-10	.500	0-1	.000	4-4	1.000	6-4-10	2	0	5	0	0	14
Providence	34	4-10	.400	0-0	.000	4-7	.571	0-8-8	3	4	2	0	1	12
Baylor	38	5-10	.500	0-0	.000	6-8	.750	3-5-8	1	4	2	1	0	16
Boise St.	28	7-11	.636	0-0	.000	3-4	.750	3-8-11	1	1	4	1	0	17
UNC	29	3-9	.333	0-0	.000	5-6	.833	0-5-5	4	0	4	1	0	11
Belmont	28	8-10	.800	0-1	.000	13-19	.684	2-8-10	5	0	1	1	0	29
L'Ville	21	7-8	.875	0-1	.000	3-6	.500	1-2-3	1	0	2	0	0	17
Miss. State	21	3-7	.429	0-1	.000	2-4	.500	6-8-14	3	1	1	0	0	8
Vandy	25	3-10	.300	0-0	.000	1-2	.500	6-5-11	0	0	4	0	2	7
Arkansas	32	5-11	.455	0-0	.000	10-14	.714	6-8-14	4	0	5	2	0	20
Tennessee	33	6-9	.667	1-2	.500	5-5	1.000	1-1-2	2	4	4	1	1	18
Texas A&M	29	4-6	.667	0-1	.000	5-6	.833	4-7-11	3	3	1	2	1	13
Georgia	32	4-8	.500	1-1	1.000	5-5	1.000	4-5-9	2	3	3	1	0	14
LSU														
Mizzou														
Ole Miss														
Miss. State														
Auburn														
Florida														
Ole Miss														
LSU														
Arkansas														
S. Carolina														
Alabama														
Florida														


### Randle's Career Stats

Year	GP-S	Min.-Avg.	FG-A	Pct.	3FG-A	Pct.	FT-A	Pct.	Reb.-Avg.	PF-D	A	TO	Blk	Stl	Pts.-Avg
2013-14	19-19	557-29.3	100-184	.543	2-11	.182	113-154	.734	199-10.5	45-1	33	60	15	5	315-16.6
<b>TOTAL</b>	<b>19-19</b>	<b>557-29.3</b>	<b>100-184</b>	<b>.543</b>	<b>2-11</b>	<b>.182</b>	<b>113-154</b>	<b>.734</b>	<b>199-10.5</b>	<b>45-1</b>	<b>33</b>	<b>60</b>	<b>15</b>	<b>5</b>	<b>315-16.6</b>

### Randle's Career SEC Stats

Year	GP-S	Min.-Avg.	FG-A	Pct.	3FG-A	Pct.	FT-A	Pct.	Reb.-Avg.	PF-D	A	TO	Blk	Stl	Pts.-Avg
2013-14	6-6	172-28.7	25-51	.490	2-5	.400	28-36	.778	61-10.2	14-0	11	18	6	4	80-13.3
<b>TOTAL</b>	<b>6-6</b>	<b>172-28.7</b>	<b>25-51</b>	<b>.490</b>	<b>2-5</b>	<b>.400</b>	<b>28-36</b>	<b>.778</b>	<b>61-10.2</b>	<b>14-0</b>	<b>11</b>	<b>18</b>	<b>6</b>	<b>4</b>	<b>80-13.3</b>

## PLAYER BIOS



### Derek Willis

Fr. • Forward • 6-9 • 205

Mt. Washington, Ky.

Bullitt East

@derek\_willis33

# 35

**2013-14 Season:** Scored a bucket and pulled down three rebounds in Kentucky's win over Georgia ... Hauled in a rebound in the win over Mississippi State ... Tallied six points, draining four free throws, in Kentucky's win over Robert Morris ... Knocked down a three and three free throws in UK's win over Northern Kentucky ... Scored two points off free throws in collegiate debut vs. UNC Asheville ... Averaged 4.0 points and 2.0 rebounds in two UK exhibition victories ... Totaled six points in 10 minutes of a win over Transylvania ... Scored two points and added four rebounds in the win over Montevallo.

**Career:** Scored 17.4 points and hauled in 9.4 rebounds per game as a senior ... Averaged 18.0 points and 9.3 rebounds while leading his team to the Sweet 16 in Rupp Arena as a junior ... Won two 6th Regional titles ... The first player to commit to the 2013-14 class ... Rivals tabbed Willis as the No. 25 power forward, while Scout ranked him at No. 27 ... ESPN Recruiting rated him at No. 37 at his position ... Appeared in the Derby Classic and the Kentucky-Indiana All-Stars games.

### Willis' Season & Career Highs

2013-14 Season		Career
6, twice	<b>Pts.</b>	6, twice
3, vs. Georgia (1/25/14)	<b>Rebs.</b>	3, vs. Georgia (1/25/14)
1, three times	<b>FG Made</b>	1, three times
2, twice	<b>FG Atts.</b>	2, twice
1, vs. Northern Kentucky (11/1/13)	<b>3-FG Made</b>	1, vs. Northern Kentucky (11/1/13)
2, twice	<b>3-FG Atts.</b>	2, twice
4, vs. Robert Morris (11/17/13)	<b>FTs Made</b>	4, vs. Robert Morris (11/17/13)
6, vs. UNC Asheville (11/8/13)	<b>FTs Atts.</b>	6, vs. UNC Asheville (11/8/13)
-	<b>Assists</b>	-
-	<b>Steals</b>	-
-	<b>Blocks</b>	-
6, three times	<b>Minutes</b>	6, three times

### Willis' Misc. Stats

Category	2013-14	Career
Dunks	1	1
Double-Figure Scoring	-	-
Double-Figure Rebounding	-	-
Double-Doubles	-	-
Games led UK in Scoring	-	-
Games led UK in Rebounding	-	-
Games led UK in Blocks	-	-
Games with 3+ Assists	-	-
Games with 3+ Blocks	-	-
Games with 3+ Steals	-	-
Games with 3+ 3-Pointers	-	-

### Willis Game-By-Game

Opponent	Min.	FG-A	Pct.	3P-A	Pct.	FT-A	Pct.	O-D-T	PF	A	TO	B	St.	Pts.
UNC-Ash.	4	0-0	.000	0-0	.000	2-2	1.000	0-0-0	0	0	1	0	0	2
NKU	6	1-2	.500	1-2	.500	3-6	.500	0-2-2	0	0	2	0	0	6
Mich. St.							DNP							
R. Morris	4	1-2	.500	0-0	.000	4-4	1.000	0-1-1	0	0	0	0	0	6
UT Arlington	2	0-0	.000	0-0	.000	0-0	.000	0-0-0	0	0	0	0	0	0
Cleveland St.							DNP							
E. Michigan							DNP							
Providence	1	0-0	.000	0-0	.000	0-0	.000	0-0-0	0	0	0	0	0	0
Baylor							DNP							
Boise St.							DNP							
UNC	1	0-0	.000	0-0	.000	0-0	.000	0-0-0	0	0	0	0	0	0
Belmont	3	0-0	.000	0-0	.000	0-0	.000	0-1-1	0	0	0	0	0	0
L'Ville							DNP							
Miss. State	3	0-1	.000	0-1	.000	0-0	.000	0-1-1	0	0	0	0	0	0
Vandy	6	0-2	.000	0-2	.000	0-0	.000	1-0-1	0	0	0	0	1	0
Arkansas							DNP							
Tennessee							DNP							
Texas A&M							DNP							
Georgia	6	1-1	1.000	0-0	.000	0-0	.000	0-3-3	0	0	0	0	0	2
LSU														
Mizzou														
Ole Miss														
Miss. State														
Auburn														
Florida														
Ole Miss														
LSU														
Arkansas														
S. Carolina														
Alabama														
Florida														

### Willis' Career Stats

Year	GP-S	Min.-Avg.	FG-A	Pct.	3FG-A	Pct.	FT-A	Pct.	Reb.-Avg.	PF-D	A	TO	Blk	Stl	Pts.-Avg
2013-14	10-0	36-3.6	3-8	.375	1-5	.200	9-12	.750	9-0.9	0-0	0	3	0	1	16-1.6
<b>TOTAL</b>	<b>10-0</b>	<b>36-3.6</b>	<b>3-8</b>	<b>.375</b>	<b>1-5</b>	<b>.200</b>	<b>9-12</b>	<b>.750</b>	<b>9-0.9</b>	<b>0-0</b>	<b>0</b>	<b>3</b>	<b>0</b>	<b>1</b>	<b>16-1.6</b>

### Willis' Career SEC Stats

Year	GP-S	Min.-Avg.	FG-A	Pct.	3FG-A	Pct.	FT-A	Pct.	Reb.-Avg.	PF-D	A	TO	Blk	Stl	Pts.-Avg
2013-14	3-0	15-5.0	1-4	.250	0-3	.000	0-0	.000	5-1.7	0-0	0	0	0	1	2-0.7
<b>TOTAL</b>	<b>3-0</b>	<b>15-5.0</b>	<b>1-4</b>	<b>.250</b>	<b>0-3</b>	<b>.000</b>	<b>0-0</b>	<b>.000</b>	<b>5-1.7</b>	<b>0-0</b>	<b>0</b>	<b>0</b>	<b>0</b>	<b>1</b>	<b>2-0.7</b>

## PLAYER BIOS



### James Young

Fr. • G/F • 6-6 • 215

Rochester Hills, Mich.

Rochester

@James63Young

# 1

**2013-14 Season:** Drained three 3s en route to scoring 13 points vs. Georgia ... Scored 15 points and grabbed seven rebounds in UK's win over Texas A&M ... Led Kentucky in scoring at Arkansas with 23 points, while pulling down six rebounds ... Tallied 26 points, 10 rebounds and five assists to open SEC play against Mississippi State ... Named MVP of the UK/UofL game by the Bluegrass Sports Commission after recording 18 points, a season-best 10 rebounds and four assists ... Notched 16 points, shooting 8-of-10 from the charity stripe on the road at UNC ... Scored 21 points and pulled down a career best nine rebounds in UK's win over Boise State ... Tallied 14 points, going 4-for-7 from beyond the arc vs. Baylor ... Led the Wildcats in scoring with 18 points, including nailing three 3s in a win over Providence ... Posted six points, six rebounds and four assists in UK's win over Eastern Michigan ... Scored nine points and grabbed five rebounds in UK's win over Cleveland State ... Led UK with a career-high 26 points, including nailing five 3s in Kentucky's win over UT Arlington ... Scored 10 points in Kentucky's win over Robert Morris ... Drained three 3s en route to scoring 19 points against Michigan State ... Posted 11 points and added four rebounds in a win over UNC Asheville ... Among watch list candidates for the Wayman Tisdale Award ... Earned preseason NBC honorable mention All-America honors ... Averaged 12.5 points, 5.0 rebounds and 3.5 assists in UK's two exhibition wins ... Posted 16 points and five rebounds in the win over Montevallo ... Had three steals and five assists in the win over Transylvania.

**Career:** Averaged 27.2 points, 16.0 rebounds and 5.7 assists as a senior at Rochester ... As a junior at Troy High School, he averaged 25.1 points, 10.5 rebounds, 4.5 assists and 2.5 steals, earning first-team All-State honors from the Associated Press, Detroit News and Detroit Free Press ... Ranked as the No. 6 prospect in his class by ESPNU Recruiting and No. 10 by both Rivals and Scout ... ESPNU and Rivals ranked him as the second-best shooting guard in the country, while Scout ranked him as the third-best small forward in the nation.

### Young's Season & Career Highs

2013-14 Season		Career
26, twice	<b>Pts.</b>	26, twice
10, twice	<b>Rebs.</b>	10, twice
8, three times	<b>FG Made</b>	8, three times
18, vs. Mississippi State (1/8/14)	<b>FG Atts.</b>	18, vs. Mississippi State (1/8/14)
5, vs. UT Arlington (11/19/13)	<b>3-FG Made</b>	5, vs. UT Arlington (11/19/13)
11, twice	<b>3-FG Atts.</b>	11, twice
8, vs. North Carolina (12/14/13)	<b>FTs Made</b>	8, vs. North Carolina (12/14/13)
10, vs. North Carolina (12/14/13)	<b>FTs Atts.</b>	10, vs. North Carolina (12/14/13)
5, vs. Mississippi State (1/8/14)	<b>Assists</b>	5, vs. Mississippi State (1/8/14)
2, six times	<b>Steals</b>	2, six times
1, four times	<b>Blocks</b>	1, four times
40, vs. Arkansas (1/14/14)	<b>Minutes</b>	40, vs. Arkansas (1/14/14)

### Young's Misc. Stats

Category	2013-14	Career
Dunks	11	11
Double-Figure Scoring	13	13
Double-Figure Rebounding	2	2
Double-Doubles	2	2
Games led UK in Scoring	6	6
Games led UK in Rebounding	1	1
Games led UK in Blocks	-	-
Games led UK in assists	3	3
Games with 3+ Assists	6	6
Games with 3+ Blocks	-	-
Games with 3+ Steals	-	-
Games with 3+ 3-Pointers	8	8

### Young Game-By-Game

Opponent	Min.	FG-A	Pct.	3P-A	Pct.	FT-A	Pct.	O-D-T	PF	A	TO	B	St.	Pts.
UNC-Ash.	29 Start	3-10	.300	2-5	.400	3-6	.500	2-2-4	2	1	1	1	0	11
NKU	27 Start	2-8	.250	1-6	.167	0-0	.000	0-1-1	0	1	2	0	0	5
Mich. St.	34 Start	7-16	.438	3-11	.273	2-5	.400	2-2-4	0	2	1	0	1	19
R. Morris	24 Start	4-11	.364	1-6	.167	1-2	.500	0-3-3	2	2	3	0	2	10
UTA	29 Start	8-14	.571	5-10	.500	5-7	.714	1-1-2	3	3	0	0	2	26
Cleveland St.	39 Start	3-11	.273	1-4	.250	2-2	1.000	2-3-5	1	3	3	1	0	9
E. Michigan	37 Start	1-8	.125	0-6	.000	4-5	.800	1-5-6	2	4	5	0	1	6
Providence	33 Start	5-7	.714	3-4	.750	5-6	.833	0-3-3	4	1	2	0	1	18
Baylor	38 Start	5-11	.455	4-7	.571	0-2	.000	0-2-2	0	1	2	0	0	14
Boise St.	31 Start	7-15	.467	4-11	.364	3-4	.750	1-8-9	0	0	5	0	0	21
UNC	29 Start	3-10	.300	2-6	.333	8-10	.800	1-4-5	5	1	1	0	2	16
Belmont	20 Start	2-5	.400	0-2	.000	2-2	1.000	1-0-1	2	1	0	0	0	6
L'Ville	36 Start	5-17	.294	3-8	.375	5-9	.556	4-6-10	2	4	2	1	1	18
Miss. State	35 Start	8-18	.444	3-10	.300	7-9	.778	5-5-10	2	5	2	1	2	26
Vandy	26 Start	2-10	.200	1-7	.143	1-2	.500	1-1-2	2	4	2	0	0	6
Arkansas	40 Start	8-17	.471	2-6	.333	5-8	.625	2-4-6	3	2	3	0	2	23
Tennessee	36 Start	3-9	.333	2-5	.400	0-0	.000	0-1-1	2	0	1	0	0	8
Texas A&M	36 Start	6-11	.545	2-6	.333	1-2	.500	2-5-7	2	2	1	0	2	15
Georgia	32 Start	5-10	.500	3-7	.429	0-0	.000	0-2-2	2	1	1	0	1	13
LSU														
Mizzou														
Ole Miss														
Miss. State														
Auburn														
Florida														
Ole Miss														
LSU														
Arkansas														
S. Carolina														
Alabama														
Florida														

### Young's Career Stats

Year	GP-S	Min.-Avg.	FG-A	Pct.	3FG-A	Pct.	FT-A	Pct.	Reb.-Avg.	PF-D	A	TO	Blk	Stl	Pts.-Avg
2013-14	19-19	611-32.2	87-218	.399	42-127	.331	54-81	.667	83-4.4	36-1	38	37	4	17	270-14.2
<b>TOTAL</b>	<b>19-19</b>	<b>611-32.2</b>	<b>87-218</b>	<b>.399</b>	<b>42-127</b>	<b>.331</b>	<b>54-81</b>	<b>.667</b>	<b>83-4.4</b>	<b>36-1</b>	<b>38</b>	<b>37</b>	<b>4</b>	<b>17</b>	<b>270-14.2</b>

### Young's Career SEC Stats

Year	GP-S	Min.-Avg.	FG-A	Pct.	3FG-A	Pct.	FT-A	Pct.	Reb.-Avg.	PF-D	A	TO	Blk	Stl	Pts.-Avg
2013-14	6-6	205-34.2	32-75	.427	13-41	.317	14-21	.667	28-4.7	13-0	14	10	1	7	91-15.2
<b>TOTAL</b>	<b>6-6</b>	<b>205-34.2</b>	<b>32-75</b>	<b>.427</b>	<b>13-41</b>	<b>.317</b>	<b>14-21</b>	<b>.667</b>	<b>28-4.7</b>	<b>13-0</b>	<b>14</b>	<b>10</b>	<b>1</b>	<b>7</b>	<b>91-15.2</b>

**Eric Bledsoe • Phoenix Suns**

- 18th overall pick by the Oklahoma City Thunder in 2010
- Averaged 11.3 points, 3.1 rebounds and 2.9 assists as a freshman at UK in 2009-10
- In his first season with the Suns after playing three seasons with the Los Angeles Clippers



Bledsoe's Season Stats

G	GS	MP	FG	FGA	FG%	3P	3PA	3P%	2P	2PA	2P%	FT	FTA	FT%	ORB	DRB	TRB	AST	STL	BLK	TOV	PF	PTS
24	22	803	151	311	.486	28	80	.350	123	231	.532	101	128	.789	10	92	102	140	37	8	78	61	431

**Keith Bogans • Boston Celtics**

- Drafted 43rd in the 2003 NBA Draft by the Milwaukee Bucks
- Averaged 14.2 points and 4.1 rebounds in 135 games at UK from 1999-03
- In his 10th season in the NBA



Bogans' Season Stats

G	GS	MP	FG	FGA	FG%	3P	3PA	3P%	2P	2PA	2P%	FT	FTA	FT%	ORB	DRB	TRB	AST	STL	BLK	TOV	PF	PTS
6	0	55	3	6	.500	3	6	.500	0	0		3	3	1.000	0	3	3	3	1	0	1	2	12

**DeMarcus Cousins • Sacramento Kings**

- Fifth overall pick by the Sacramento Kings in the 2010 NBA Draft
- Averaged 15.1 points and 9.9 rebounds during the 2009-10 season as a Wildcat
- Leading all centers in scoring, averaging 22.4 points



Cousins' Season Stats

G	GS	MP	FG	FGA	FG%	3P	3PA	3P%	2P	2PA	2P%	FT	FTA	FT%	ORB	DRB	TRB	AST	STL	BLK	TOV	PF	PTS
40	40	1279	327	670	.488	0	6	.000	327	664	.492	248	344	.721	124	338	462	118	71	48	137	156	902

**Anthony Davis • New Orleans Pelicans**

- First overall pick by the New Orleans Hornets in the 2012 draft
- Led UK to its eighth national championship in 2011-12
- Averaged 14.2 points, 10.4 rebounds and 4.7 blocks as a Wildcat



Davis' Season Stats

G	GS	MP	FG	FGA	FG%	3P	3PA	3P%	2P	2PA	2P%	FT	FTA	FT%	ORB	DRB	TRB	AST	STL	BLK	TOV	PF	PTS
35	34	1238	264	510	.518	1	4	.250	263	506	.520	172	226	.761	133	225	358	45	54	106	61	113	701

**Archie Goodwin • Phoenix Suns**

- Selected 29th overall in the 2013 NBA Draft by the Thunder, before being traded to the Suns
- Named to the 2012-13 All-SEC Freshman Team
- Averaged 14.1 points and 4.6 rebounds while at UK



Goodwin's Season Stats

G	GS	MP	FG	FGA	FG%	3P	3PA	3P%	2P	2PA	2P%	FT	FTA	FT%	ORB	DRB	TRB	AST	STL	BLK	TOV	PF	PTS
36	0	372	44	115	.383	3	28	.107	41	87	.471	18	27	.667	14	46	60	14	13	8	32	26	109

**Josh Harrellson • Detroit Pistons**

- Drafted 45th overall in the 2011 NBA Draft by the New Orleans Hornets
- Tallied 7.6 points and 8.7 rebounds a game as a senior in 2010-11 at UK
- In his third year in the league, has played with the Knicks, Heat and Pistons



Harrellson's Season Stats

G	GS	MP	FG	FGA	FG%	3P	3PA	3P%	2P	2PA	2P%	FT	FTA	FT%	ORB	DRB	TRB	AST	STL	BLK	TOV	PF	PTS
29	0	273	36	72	.500	11	28	.393	25	44	.568	5	7	.714	29	31	60	13	5	13	7	36	88

## CATS IN THE NBA

### Chuck Hayes • Toronto Raptors

- Signed as an undrafted free agent in 2005 with the Houston Rockets
- SEC Defensive Player of the Year and two time All-SEC member during his career at UK
- Notched 1,211 points and 910 rebounds as a Wildcats from 2001-05



Hayes' Season Stats

G	GS	MP	FG	FGA	FG%	3P	3PA	3P%	2P	2PA	2P%	FT	FTA	FT%	ORB	DRB	TRB	AST	STL	BLK	TOV	PF	PTS
30	1	387	29	68	.426	0	0		29	68	.426	15	17	.882	41	75	116	13	17	4	16	47	73

### Terrence Jones • Houston Rockets

- Selected 18th overall in the 2012 NBA Draft by the Houston Rockets
- Named SEC Freshman of the Year in 2010-11
- Took the Wildcats to two Final Fours in his two years at UK



Jones' Season Stats

G	GS	MP	FG	FGA	FG%	3P	3PA	3P%	2P	2PA	2P%	FT	FTA	FT%	ORB	DRB	TRB	AST	STL	BLK	TOV	PF	PTS
41	36	1137	194	380	.511	18	63	.286	176	317	.555	64	105	.610	85	224	309	52	24	60	39	73	470

### Enes Kanter • Utah Jazz

- Drafted third overall in the 2011 NBA Draft by the Utah Jazz
- In his third year with the Jazz



Kanter's Season Stats

G	GS	MP	FG	FGA	FG%	3P	3PA	3P%	2P	2PA	2P%	FT	FTA	FT%	ORB	DRB	TRB	AST	STL	BLK	TOV	PF	PTS
43	19	1078	212	432	.491	0	0		212	432	.491	72	95	.758	98	164	262	36	18	28	78	126	496

### Michael Kidd-Gilchrist • Charlotte Bobcats

- No. 2 overall pick in the 2012 NBA Draft by the Charlotte Bobcats
- Named to the 2012 All-NCAA Final Four Team during UK's national championship run
- Averaged 11.9 points and 7.4 rebounds during his time in Lexington



Kidd-Gilchrist's Season Stats

G	GS	MP	FG	FGA	FG%	3P	3PA	3P%	2P	2PA	2P%	FT	FTA	FT%	ORB	DRB	TRB	AST	STL	BLK	TOV	PF	PTS
26	26	668	81	176	.460	1	9	.111	80	167	.479	47	78	.603	38	86	124	23	19	19	38	74	210

### Brandon Knight • Milwaukee Bucks

- Eighth overall pick in the 2011 NBA Draft by the Detroit Pistons
- Spent 2011-13 with the Detroit Pistons, before being traded to the Milwaukee Bucks
- Led UK in scoring in 2010-11, averaging 17.3 points per game



Knight's Season Stats

G	GS	MP	FG	FGA	FG%	3P	3PA	3P%	2P	2PA	2P%	FT	FTA	FT%	ORB	DRB	TRB	AST	STL	BLK	TOV	PF	PTS
35	32	1073	203	483	.420	53	154	.344	150	329	.456	102	126	.810	22	109	131	157	35	6	97	65	561

### Doron Lamb • Orlando Magic

- Selected as the No. 42 pick in the 2012 NBA Draft by the Milwaukee Bucks
- Scored 1,018 points in his two seasons at UK, including shooting .475 from beyond the arc
- Played 23 games with the Bucks in 2012-13 before being traded to the Magic



Lamb's Season Stats

G	GS	MP	FG	FGA	FG%	3P	3PA	3P%	2P	2PA	2P%	FT	FTA	FT%	ORB	DRB	TRB	AST	STL	BLK	TOV	PF	PTS
22	0	216	22	57	.386	11	34	.324	11	23	.478	8	11	.727	0	12	12	14	4	0	11	15	63



## CATS IN THE NBA

### Jodie Meeks • Los Angeles Lakers

- Drafted 41st overall by the Milwaukee Bucks in 2009
- Own's the single-game scoring record at UK with 54 points scored at Tennessee on 1/13/09
- Averaged 15.4 points and made 177 3-pointers during three-year career at Kentucky



#### Meeks' Season Stats

G	GS	MP	FG	FGA	FG%	3P	3PA	3P%	2P	2PA	2P%	FT	FTA	FT%	ORB	DRB	TRB	AST	STL	BLK	TOV	PF	PTS
44	37	1452	211	469	.450	95	235	.404	116	234	.496	109	132	.826	20	107	127	79	59	1	70	76	626

### Darius Miller • New Orleans Pelicans

- Selected 46th overall by the New Orleans Hornets in 2012
- Was tabbed the SEC Sixth Man of the Year in 2012 and SEC Tournament MVP in 2011
- Logged 8.2 points, 3.2 rebounds and 1.8 assists per game from 2008-12 at UK



#### Miller's Season Stats

G	GS	MP	FG	FGA	FG%	3P	3PA	3P%	2P	2PA	2P%	FT	FTA	FT%	ORB	DRB	TRB	AST	STL	BLK	TOV	PF	PTS
19	0	254	19	44	.432	10	27	.370	9	17	.529	7	8	.875	4	20	24	15	4	3	5	31	55

### Nazr Mohammed • Chicago Bulls

- Drafted 29th overall by the Utah Jazz in 1998, has played for eight teams in 16 year career
- An All-SEC first team selection during 1998 National Championship season
- Averaged 8.7 points, 5.7 rebounds and 1.4 blocks per game in three seasons at UK



#### Mohammed's Season Stats

G	GS	MP	FG	FGA	FG%	3P	3PA	3P%	2P	2PA	2P%	FT	FTA	FT%	ORB	DRB	TRB	AST	STL	BLK	TOV	PF	PTS
42	1	313	25	72	.347	0	0		25	72	.347	11	18	.611	44	50	94	11	8	20	23	41	61

### Nerlens Noel • Philadelphia 76ers

- Chosen sixth overall by the New Orleans Pelicans and then traded to 76ers in 2013
- SEC Freshman and Defensive Player of the Year in his lone season in Lexington
- Registered 105 blocks and averaged 10.5 points and 9.5 boards in the Blue and White



#### Noel's Season Stats

G	GS	MP	FG	FGA	FG%	3P	3PA	3P%	2P	2PA	2P%	FT	FTA	FT%	ORB	DRB	TRB	AST	STL	BLK	TOV	PF	PTS
INJURED																							

### Patrick Patterson • Toronto Raptors

- Taken 14th overall in 2010 by the Houston Rockets
- Three-time All-SEC selection and the 2008 SEC Freshman of the Year at Kentucky
- Averaged 16.1 points, 5.3 rebounds per game in three-year career at UK



#### Patterson's Season Stats

G	GS	MP	FG	FGA	FG%	3P	3PA	3P%	2P	2PA	2P%	FT	FTA	FT%	ORB	DRB	TRB	AST	STL	BLK	TOV	PF	PTS
40	6	928	138	299	.462	25	76	.329	113	223	.507	32	47	.681	77	135	212	42	29	16	41	92	333

### Tayshaun Prince • Memphis Grizzlies

- Drafted 23rd overall by the Detroit Pistons in the 2002 NBA Draft
- Won an NBA Championship in 2004 with the Pistons
- Two-time All-American who averaged 13.1 ppg and 5.6 rpg in four years as a Cat



#### Prince's Season Stats

G	GS	MP	FG	FGA	FG%	3P	3PA	3P%	2P	2PA	2P%	FT	FTA	FT%	ORB	DRB	TRB	AST	STL	BLK	TOV	PF	PTS
39	39	1032	104	266	.391	11	33	.333	93	233	.399	24	39	.615	14	103	117	65	22	9	24	33	243

**Rajon Rondo • Boston Celtics**

- The 21st overall selection by the Phoenix Suns in the 2006 NBA Draft
- An NBA Champion with the Celtics in 2008 and a four-time NBA All-Star
- Averaged 9.6 points and 4.2 assists per game in two seasons in Lexington



Rondo's Season Stats

G	GS	MP	FG	FGA	FG%	3P	3PA	3P%	2P	2PA	2P%	FT	FTA	FT%	ORB	DRB	TRB	AST	STL	BLK	TOV	PF	PTS
4	4	88	9	34	.265	1	6	.167	8	28	.286	1	4	.250	2	11	13	21	4	0	10	1	20

**Marquis Teague • Brooklyn Nets**

- Selected 29th overall by the Chicago Bulls in the 2012 NBA Draft
- Averaged 10.0 points, 4.8 assists per game in one season with Kentucky
- Starting point guard for the 2012 National Championship team



Teague's Season Stats

G	GS	MP	FG	FGA	FG%	3P	3PA	3P%	2P	2PA	2P%	FT	FTA	FT%	ORB	DRB	TRB	AST	STL	BLK	TOV	PF	PTS
20	2	242	16	66	.242	2	10	.200	14	56	.250	11	16	.688	1	18	19	28	2	4	17	25	45

**John Wall • Washington Wizards**

- Was Kentucky's first-ever No. 1 overall draft pick when he was taken by the Wizards in 2010
- Adolph Rupp National Player of the Year, SEC Player of the Year and SEC Tourney MVP
- Owns the single-game record for assists with 16 and averaged 16.6 ppg and 6.5 apg at UK



Wall's Season Stats

G	GS	MP	FG	FGA	FG%	3P	3PA	3P%	2P	2PA	2P%	FT	FTA	FT%	ORB	DRB	TRB	AST	STL	BLK	TOV	PF	PTS
43	43	1590	304	718	.423	50	154	.325	254	564	.450	201	239	.841	25	162	187	365	82	18	153	107	859

# SEASON BOX SCORES

## Official Basketball Box Score -- Game Totals -- Final Statistics UNC Asheville vs Kentucky 11/08/13 7:00 pm at Rupp Arena - Lexington, KY

### UNC Asheville 57 • 0-1

#	Player	Total		3-Ptr		Rebounds			PF	TP	A	TO	Bk	Stl	Min
		FG-FGA	FT-FTA	FG-FGA	FT-FTA	Off	Def	Tot							
22	Weeks, Will	f	8-14	0-0	3-5	5	2	7	4	19	2	5	0	0	35
33	Cunningham, D.J.	c	4-7	0-0	0-1	4	6	10	5	8	1	1	2	0	19
05	Lane, Jaron	g	1-8	0-3	3-7	0	3	3	3	5	1	1	0	0	31
15	Rowsey, Andrew	g	5-11	1-5	1-2	0	1	1	1	12	2	3	0	0	32
22	Littlejohn, Corey	g	1-7	0-2	2-4	1	0	1	4	4	0	1	0	1	25
03	Wilmoth, Ethan	g	0-0	0-0	0-0	0	0	0	0	0	0	0	0	0	2
13	Robertson, David	g	0-0	0-0	0-0	0	1	1	0	0	0	0	0	0	6
14	Bedulskis, Mike	g	1-1	0-0	0-0	0	0	0	1	2	0	0	0	0	3
20	Pal, Chudler	g	0-0	0-0	0-0	0	3	3	2	0	0	0	0	0	4
21	Zilli, Giacomo	g	0-0	0-0	0-0	0	1	1	4	0	1	0	0	0	7
25	Casper, Jacob	g	1-1	1-1	0-0	0	0	0	0	3	0	1	0	0	3
31	Hughes, Sam	g	1-4	1-1	0-0	0	1	1	4	3	0	1	0	0	20
42	Biggestaff, Alex	g	0-1	0-1	0-0	0	0	0	0	2	0	0	0	0	3
45	Roberts, Jaleel	g	0-3	0-0	1-2	0	1	1	4	1	0	0	1	0	10
	Team					0	2	2							
	Totals		22-57	3-13	10-21	11	20	31	32	57	9	15	3	1	200

FG % 1st Half: 12-29 41.4% 2nd half: 10-28 35.7% Game: 22-57 38.6%  
 3FG % 1st Half: 2-7 28.6% 2nd half: 1-6 16.7% Game: 3-13 23.1%  
 FT % 1st Half: 5-11 45.5% 2nd half: 5-10 50.0% Game: 10-21 47.6%

Deadball  
Rebounds  
4.2

### Kentucky 89 • 1-0

#	Player	Total		3-Ptr		Rebounds			PF	TP	A	TO	Bk	Stl	Min
		FG-FGA	FT-FTA	FG-FGA	FT-FTA	Off	Def	Tot							
15	Cauley-Stein, Willie	f	1-3	0-0	1-2	4	2	6	3	4	0	4	3	1	18
30	Randle, Julius	f	6-13	0-0	11-13	6	10	16	3	23	1	2	0	0	26
01	Young, James	g	3-10	2-5	3-6	2	2	4	2	11	1	1	1	0	29
02	Harrison, Aaron	g	3-8	1-3	3-6	0	5	5	2	10	0	2	1	4	32
05	Harrison, Andrew	g	1-3	0-1	6-9	0	0	0	3	8	5	1	0	0	29
00	Lee, Marcus	g	7-8	0-0	3-7	1	0	1	1	17	0	0	0	0	15
03	Polson, Jarrod	g	0-0	0-0	0-0	0	0	0	0	0	0	0	0	0	7
04	Hood, Jon	g	0-1	0-0	0-0	0	0	0	0	1	0	0	0	1	6
22	Poythress, Alex	g	5-9	0-1	0-1	6	7	13	2	10	0	0	0	0	21
25	Hawkins, Dominique	g	0-0	0-0	0-0	0	1	1	0	0	0	0	0	0	4
35	Willis, Derek	g	0-0	0-0	2-2	0	0	0	0	2	0	1	0	0	4
44	Johnson, Dakari	g	2-5	0-0	1-2	0	1	1	4	5	0	0	0	0	9
	Team					0	2	2							
	Totals		28-60	3-11	30-48	19	30	49	20	89	12	7	6	8	200

FG % 1st Half: 11-29 37.9% 2nd half: 17-31 54.8% Game: 28-60 46.7%  
 3FG % 1st Half: 2-6 33.3% 2nd half: 1-5 20.0% Game: 3-11 27.3%  
 FT % 1st Half: 17-31 54.8% 2nd half: 13-17 76.5% Game: 30-48 62.5%

Deadball  
Rebounds  
9.1

Officials: Mike Nance, Tony Henderson, Tim Gattis

Technical fouls: UNC Asheville-None. Kentucky-None.

Attendance: 22413

Score by periods	1st	2nd	Total
UNC Asheville	31	26	57
Kentucky	41	48	89

## Official Basketball Box Score -- Game Totals -- Final Statistics Northern Kentucky vs Kentucky 11/10/13 4:00 pm at Rupp Arena - Lexington, KY

### Northern Kentucky 63 • 0-2

#	Player	Total		3-Ptr		Rebounds			PF	TP	A	TO	Bk	Stl	Min
		FG-FGA	FT-FTA	FG-FGA	FT-FTA	Off	Def	Tot							
21	Billups, Jalen	f	4-5	1-1	0-0	1	2	3	4	9	0	0	0	0	11
02	Jackson, Jordan	g	1-4	0-1	1-2	1	1	2	0	3	0	0	0	0	7
10	White, Tyler	g	4-14	2-7	2-2	1	1	2	1	12	2	1	0	1	34
23	Johnson, Todd	g	3-8	2-5	3-4	2	6	8	1	11	4	3	0	0	36
25	Murray, Cole	g	0-4	0-4	0-0	0	1	1	1	0	1	1	0	0	25
01	Flournoy, Jack	g	3-7	1-4	0-0	0	0	0	4	7	0	0	0	0	18
05	Rosenwinkel, Matt	g	1-2	1-2	0-0	1	0	1	3	3	0	0	0	0	15
15	Camps, Daniel	g	3-7	1-2	6-6	1	0	1	4	13	0	0	0	0	14
20	Glesler, Jake	g	1-4	0-2	0-1	1	1	2	2	0	0	0	0	0	16
33	Monaco, Anthony	g	0-2	0-2	0-0	0	0	0	1	0	0	0	0	0	5
35	Cole, Deontae	g	1-6	1-4	0-0	1	0	1	2	3	0	1	0	1	14
44	Danos, Dean	g	0-1	0-1	0-0	0	0	0	0	2	0	0	0	0	5
	Team					0	2	2							
	Totals		21-64	9-35	12-15	9	14	23	25	63	7	7	0	2	200

FG % 1st Half: 9-31 29.0% 2nd half: 12-33 36.4% Game: 21-64 32.8%  
 3FG % 1st Half: 3-8 37.5% 2nd half: 6-17 35.3% Game: 9-35 25.7%  
 FT % 1st Half: 1-3 33.3% 2nd half: 11-12 91.7% Game: 12-15 80.0%

Deadball  
Rebounds  
2.1

### Kentucky 93 • 2-0

#	Player	Total		3-Ptr		Rebounds			PF	TP	A	TO	Bk	Stl	Min
		FG-FGA	FT-FTA	FG-FGA	FT-FTA	Off	Def	Tot							
15	Cauley-Stein, Willie	f	3-5	0-0	1-2	5	6	11	2	7	0	0	0	1	20
30	Randle, Julius	f	6-7	0-1	10-14	5	9	14	2	22	3	2	1	0	29
01	Young, James	g	2-8	1-6	0-0	0	1	1	0	5	1	2	0	0	27
02	Harrison, Aaron	g	6-10	1-5	3-4	1	0	1	3	16	1	0	1	1	23
05	Harrison, Andrew	g	4-7	2-3	3-3	0	2	2	2	13	2	1	0	0	26
00	Lee, Marcus	g	1-2	0-0	1-2	3	3	6	0	3	0	1	2	0	14
03	Polson, Jarrod	g	0-0	0-0	0-0	0	0	0	0	2	0	0	1	0	6
04	Hood, Jon	g	1-2	1-2	2-2	0	1	1	2	5	1	2	0	0	6
22	Poythress, Alex	g	4-7	1-2	0-0	1	6	7	1	9	2	0	0	1	20
25	Hawkins, Dominique	g	0-1	0-1	0-0	0	1	1	0	0	0	0	0	0	6
35	Willis, Derek	g	1-2	1-2	3-6	0	2	2	0	6	0	2	0	0	6
44	Johnson, Dakari	g	2-4	0-0	3-5	1	3	4	0	7	1	1	1	0	17
	Team					0	1	1							
	Totals		30-55	7-22	26-38	16	35	51	14	93	12	12	5	3	200

FG % 1st Half: 18-33 54.5% 2nd half: 12-22 54.5% Game: 30-55 54.5%  
 3FG % 1st Half: 5-13 38.5% 2nd half: 2-9 22.2% Game: 7-22 31.8%  
 FT % 1st Half: 7-12 58.3% 2nd half: 19-26 73.1% Game: 26-38 68.4%

Deadball  
Rebounds  
6

Officials: Antinio Petty, Lee Cassell, Michael Roberts

Technical fouls: Northern Kentucky-None. Kentucky-None.

Attendance: 22925

Score by periods	1st	2nd	Total
Northern Kentucky	22	41	63
Kentucky	48	45	93

## Official Basketball Box Score -- Game Totals -- Final Statistics Robert Morris vs Kentucky 11/17/13 7:00 pm at Rupp Arena - Lexington, KY

### Robert Morris 49 • 2-2

#	Player	Total		3-Ptr		Rebounds			PF	TP	A	TO	Bk	Stl	Min
		FG-FGA	FT-FTA	FG-FGA	FT-FTA	Off	Def	Tot							
01	McFadden, Mike	f	2-6	0-0	1-2	2	1	3	5	5	1	3	0	1	16
24	Tate, Aaron	f	2-7	0-0	0-0	2	3	5	2	4	1	1	0	0	24
05	Myers-Pate, Anthony	g	0-3	0-2	1-2	0	0	0	1	1	2	1	0	0	24
15	Anderson, Karvel	g	5-17	4-9	2-3	2	3	5	3	16	0	0	0	0	26
22	Jones, Lucky	g	0-6	0-4	2-4	1	0	1	1	2	1	2	0	0	20
02	Lee, Britton	g	0-3	0-0	0-0	0	0	0	0	0	0	0	0	0	3
04	Appolon, David	g	0-4	0-1	2-2	0	2	2	4	2	0	0	0	0	17
10	Newton, Desjuan	g	4-6	2-2	1-3	2	3	5	1	11	0	3	0	1	19
11	Worthem, Jeremiah	g	1-6	0-2	2-4	2	2	4	1	4	0	1	0	0	20
12	Oliver, Charles	g	2-8	0-3	0-0	1	0	1	3	4	1	2	0	1	15
45	Hawkins, Stephan	g	0-3	0-0	0-0	2	0	2	5	0	0	1	1	0	16
	Team					4	1	5							
	Totals		16-69	6-23	11-20	18	15	33	26	49	6	14	1	4	200

FG % 1st Half: 6-30 20.0% 2nd half: 10-39 25.6% Game: 16-69 23.2%  
 3FG % 1st Half: 2-7 28.6% 2nd half: 4-16 25.0% Game: 6-23 26.1%  
 FT % 1st Half: 6-10 60.0% 2nd half: 5-10 50.0% Game: 11-20 55.0%

Deadball  
Rebounds  
4.2

### Kentucky 87 • 3-1

#	Player	Total		3-Ptr		Rebounds			PF	TP	A	TO	Bk	Stl	Min
		FG-FGA	FT-FTA	FG-FGA	FT-FTA	Off	Def	Tot							
00	Lee, Marcus	f	1-1	0-0	0-0	2	1	3	2	2	1	0	2	0	10
30	Randle, Julius	f	5-9	0-0	1-1	5	10	15	1	10	2	3	2	0	28
01	Young, James	g	4-11	1-6	1-2	0	3	3	2	10	2	3	0	2	24
02	Harrison, Aaron	g	7-12	4-7	10-10	1	3	4	1	28	3	2	1	2	27
05	Harrison, Andrew	g	2-4	2-4	2-4	0	8	8	3	8	2	0	0	1	29
03	Polson, Jarrod	g	0-0	0-0	0-0	0	0	0	0	1	0	0	0	0	4

# SEASON BOX SCORES

## Official Basketball Box Score -- Game Totals -- Final Statistics Texas-Arlington vs Kentucky 11/19/13 7:30 pm at Rupp Arena - Lexington, KY

Texas-Arlington 76 • 2-3

#	Player	Total	3-Ptr		Rebounds			PF	TP	A	TO	Blk	Stl	Min
			FG-FGA	FG-FGA	FT-FTA	Off	Def							
13	Dillard, Vincent	f	4-9	2-2	3-5	2	3	5	2	13	0	2	0	28
35	Edwards, Brandon	f	9-15	2-5	4-6	7	3	10	3	24	0	2	0	37
45	Bilbao, Jorge	f	1-3	0-1	0-0	1	3	4	3	2	1	1	0	23
01	Dowell, Reger	g	8-21	2-9	2-3	0	0	0	4	20	3	2	0	27
22	McClanahan, Lonnie	g	0-7	0-0	0-0	0	2	2	3	0	4	3	0	25
03	Outler, Jamal	g	1-2	1-1	2-2	0	1	1	5	0	0	0	1	11
05	Lagerson, Stuart	g	0-0	0-0	1-2	0	1	1	1	1	0	0	0	8
11	Williams, Brandon	g	1-2	0-0	0-0	0	1	1	3	2	0	1	0	4
12	White-Miller, Shaq.	g	1-1	1-1	4-4	0	0	1	7	1	0	0	0	15
15	McElvain, Kyle	g	0-0	0-0	0-0	0	2	2	0	0	0	1	0	3
44	Walker, Anthony	g	1-3	0-0	0-0	2	2	4	4	2	0	1	0	19
	Team					3	1	4			3			
	Totals		26-63	8-19	16-22	15	19	34	29	76	9	16	0	3

FG % 1st Half: 13-32 40.6% 2nd half: 13-31 41.9% Game: 26-63 41.3% Deadball Rebounds: 2.2  
3FG % 1st Half: 4-8 50.0% 2nd half: 4-11 36.4% Game: 8-19 42.1%  
FT % 1st Half: 7-9 77.8% 2nd half: 13-18 72.2% Game: 16-22 72.7%

Kentucky 105 • 4-1

#	Player	Total	3-Ptr		Rebounds			PF	TP	A	TO	Blk	Stl	Min
			FG-FGA	FG-FGA	FT-FTA	Off	Def							
00	Lee, Marcus	f	4-5	0-0	2-2	2	0	2	2	10	0	0	3	12
30	Randle, Julius	f	7-12	0-1	8-10	5	5	10	3	22	4	2	2	29
01	Young, James	g	8-14	5-10	5-7	1	1	2	3	26	3	0	0	29
02	Harrison, Aaron	g	2-11	0-5	1-2	0	2	2	1	5	2	3	0	29
05	Harrison, Andrew	g	3-7	2-2	7-8	2	1	3	3	15	6	2	0	29
03	Polson, Jarrod	g	0-0	0-0	0-0	0	0	0	0	0	1	0	0	3
04	Hood, Jon	g	0-0	0-0	0-0	0	0	0	0	0	0	0	1	2
15	Cauley-Stein, Willie	g	6-8	0-0	2-3	4	6	10	4	14	1	0	1	24
22	Poythress, Alex	g	0-2	0-0	0-2	1	3	4	2	0	1	0	1	15
25	Hawkins, Dominique	g	1-3	1-1	0-1	0	1	1	2	3	0	0	0	13
35	Willis, Derek	g	0-0	0-0	0-0	0	0	0	0	0	0	0	0	2
44	Johnson, Dakari	g	4-7	0-0	0-2	4	4	8	1	8	0	1	1	13
	Team					1	3	4			1			
	Totals		35-69	8-19	27-39	20	26	46	21	105	18	8	8	7

FG % 1st Half: 16-34 47.1% 2nd half: 19-35 54.3% Game: 35-69 50.7% Deadball Rebounds: 5  
3FG % 1st Half: 3-9 33.3% 2nd half: 5-10 50.0% Game: 8-19 42.1%  
FT % 1st Half: 7-9 77.8% 2nd half: 20-30 66.7% Game: 27-39 69.2%

Officials: Anthony Jordan, Tim Clougherty, Garrick Shannon  
Technical fouls: Texas-Arlington-Outler, Jamal. Kentucky-None.  
Attendance: 20305

Score by periods	1st	2nd	Total
Texas-Arlington	33	43	76
Kentucky	42	63	105

Points	In	Off	2nd	Fast	Bench
UT-ARL	Paint	T/O	Chance	Break	
UT-ARL	34	14	15	7	17
Kentucky	48	24	28	12	27

Last FG - UT-ARL 2nd-01:30, UK 2nd-01:46.  
Largest lead - UT-ARL None, UK by 29 2nd-01:46.

Score tied - 2 times.  
Lead changed - 0 times.

## Official Basketball Box Score -- Game Totals -- Final Statistics Cleveland State vs Kentucky 11/25/13 7:00 p.m. at Rupp Arena - Lexington, KY

Cleveland State 61 • 3-3

#	Player	Total	3-Ptr		Rebounds			PF	TP	A	TO	Blk	Stl	Min
			FG-FGA	FG-FGA	FT-FTA	Off	Def							
15	Grady, Anton	f	3-6	0-1	0-0	1	1	2	5	6	1	3	0	19
21	Mason, Marlin	f	0-1	0-0	1-2	0	3	4	1	2	0	0	1	14
01	Douglas, Sebastian	g	5-9	1-1	2-2	3	3	6	2	13	1	2	0	37
02	Forbes, Bryn	g	4-14	3-7	11-11	1	4	5	3	22	1	2	0	40
03	Lewis, Trey	g	7-16	1-3	0-0	1	1	2	5	15	4	1	0	32
04	Long, Devon	g	1-5	0-0	0-0	3	0	3	3	2	1	0	0	17
05	Dauda, Ismalla	g	0-0	0-0	0-0	1	1	2	3	0	0	1	0	7
33	Flannigan, Demonte	g	0-0	0-0	0-0	0	0	0	0	0	0	0	0	4
35	Harris, Jon	g	1-8	0-3	0-0	2	4	6	3	2	0	1	1	20
	Team					2	4	6			1			
	Totals		21-59	5-15	14-15	14	21	35	28	61	10	11	1	7

FG % 1st Half: 11-32 34.4% 2nd half: 10-27 37.0% Game: 21-59 35.6% Deadball Rebounds: 1  
3FG % 1st Half: 1-6 16.7% 2nd half: 4-9 44.4% Game: 5-15 33.3%  
FT % 1st Half: 8-9 88.9% 2nd half: 6-6 100.0% Game: 14-15 93.3%

Kentucky 68 • 5-1

#	Player	Total	3-Ptr		Rebounds			PF	TP	A	TO	Blk	Stl	Min
			FG-FGA	FG-FGA	FT-FTA	Off	Def							
00	Lee, Marcus	f	1-2	0-0	0-0	0	1	1	1	2	0	0	1	4
30	Randle, Julius	f	3-10	0-0	9-11	7	8	15	1	15	2	5	0	38
01	Young, James	g	3-11	1-4	2-2	2	3	5	1	9	3	3	1	39
02	Harrison, Aaron	g	3-8	1-3	4-6	1	0	1	3	11	0	0	0	32
05	Harrison, Andrew	g	4-9	0-4	4-5	0	0	0	5	12	5	1	0	21
15	Cauley-Stein, Willie	g	3-6	0-0	5-7	1	3	4	1	11	0	0	4	30
22	Poythress, Alex	g	2-6	1-2	2-2	3	4	7	1	7	0	1	1	15
25	Hawkins, Dominique	g	0-1	0-1	1-2	0	1	1	3	1	0	1	0	14
44	Johnson, Dakari	g	0-0	0-0	0-0	1	1	2	1	0	0	0	0	7
	Team					3	3	6			1			
	Totals		19-53	3-14	27-35	18	24	42	17	68	10	11	7	2

FG % 1st Half: 7-26 26.9% 2nd half: 12-27 44.4% Game: 19-53 35.8% Deadball Rebounds: 3  
3FG % 1st Half: 0-6 0.0% 2nd half: 3-8 37.5% Game: 3-14 21.4%  
FT % 1st Half: 13-18 72.2% 2nd half: 14-17 82.4% Game: 27-35 77.1%

Officials: Doug Shows, James Breeding, Tim Gattis  
Technical fouls: Cleveland State-Grady, Anton. Kentucky-Harrison, Aaron.  
Attendance: 21067

Score by periods	1st	2nd	Total
Cleveland State	31	30	61
Kentucky	27	41	68

Points	In	Off	2nd	Fast	Bench
CLEVELST	Paint	T/O	Chance	Break	
CLEVELST	28	17	17	8	19
UK	28	17	17	8	19

Last FG - CLEVELST 2nd-00:16, UK 2nd-00:43.  
Largest lead - CLEVELST by 11 2nd-14:17, UK by 8 2nd-00:43.

Score tied - 5 times.  
Lead changed - 6 times.

## Official Basketball Box Score -- Game Totals -- Final Statistics Eastern Michigan vs Kentucky 11/27/13 4:00 p.m. at Rupp Arena - Lexington, KY

Eastern Michigan 63 • 5-1

#	Player	Total	3-Ptr		Rebounds			PF	TP	A	TO	Blk	Stl	Min
			FG-FGA	FG-FGA	FT-FTA	Off	Def							
14	Ward, Karrington	f	2-9	0-2	1-2	2	4	6	0	5	0	3	0	128
10	Riley, Da'Shonte	c	2-3	0-0	0-0	3	3	6	5	4	0	1	1	18
00	Lee, Raven	g	1-9	0-4	0-0	0	0	0	3	2	3	0	0	16
01	Talley, Mike	g	1-5	0-2	1-2	0	0	0	2	3	2	0	2	14
35	Harrison, Daylen	g	3-5	1-1	2-3	0	3	3	3	9	1	0	0	34
02	Sims, J.R.	g	0-2	0-1	1-2	1	0	1	0	1	0	1	0	6
03	Hughley, Mo	g	1-3	0-0	0-1	1	0	1	4	2	0	0	2	7
12	Ajayi, Olalekan	g	0-0	0-0	0-0	0	0	0	5	0	0	1	0	8
20	Farhat, Ali	g	0-1	0-0	0-0	0	0	0	0	0	0	0	0	2
21	Ross, Jalen	g	1-4	0-2	2-2	0	3	3	4	3	1	0	0	21
23	Bryant, Glenn	g	3-5	0-1	2-3	1	2	3	2	8	0	0	3	23
02	Combs, Darrell	g	9-19	3-6	2-3	0	2	2	4	23	0	1	0	20
33	Strickland, Anthony	g	1-1	0-0	0-0	0	1	1	0	2	0	0	0	3
	Team					4	3	7						
	Totals		24-66	4-19	11-17	12	21	33	31	63	9	13	4	9

FG % 1st Half: 12-31 38.7% 2nd half: 12-35 34.3% Game: 24-66 36.4% Deadball Rebounds: 3.1  
3FG % 1st Half: 2-8 25.0% 2nd half: 2-11 18.2% Game: 4-19 21.1%  
FT % 1st Half: 6-9 66.7% 2nd half: 5-8 62.5% Game: 11-17 64.7%

Kentucky 81 • 6-1

#	Player	Total	3-Ptr		Rebounds			PF	TP	A	TO	Blk	Stl	Min
			FG-FGA	FG-FGA	FT-FTA	Off	Def							
00	Lee, Marcus	f	1-3	0-0	0-0	1	2	3	0	2	0	0	1	8
30	Randle, Julius	f	5-10	0-1	4-4	6	4	10	2	14	0	5	0	22
01	Young, James	g	1-8	0-6	4-5	1	5	6	2	6	4	5	0	37

# SEASON BOX SCORES

## Official Basketball Box Score -- Game Totals -- Final Statistics Kentucky vs Baylor 12/6/13 9:00 pm at AT&T Stadium; Arlington, Texas

### Kentucky 62 • 7-2 #3/4

#	Player	Total		3-Ptr		Rebounds			PF	TP	A	TO	Blk	Stl	Min
		FG-FGA	FT-FTA	FG-FGA	FT-FTA	Off	Def	Tot							
15	Caulley-Stein, Willie	f	4-7	0-0	0-2	1	2	3	2	8	2	0	3	0	33
30	Randle, Julius	f	5-10	0-0	6-8	3	5	8	1	16	4	2	1	0	38
01	Young, James	g	5-11	4-7	0-2	0	2	2	0	14	1	2	0	1	25
02	Harrison, Aaron	g	4-9	3-5	4-4	0	2	2	4	15	6	3	0	0	35
05	Harrison, Andrew	g	2-9	1-4	2-4	1	0	1	4	7	6	1	1	0	35
00	Lee, Marcus		0-0	0-0	0-1	0	2	2	2	0	0	0	0	0	4
22	Poythress, Alex		0-1	0-0	0-2	1	1	2	3	0	0	1	0	0	6
25	Hawkins, Dominique		1-2	0-1	0-0	0	1	1	0	2	0	0	0	0	7
44	Johnson, Dakari		0-1	0-0	0-0	1	1	1	0	0	0	0	0	0	4
	Team					3	0	3							
	Totals		21-50	8-17	12-23	10	15	25	16	62	19	9	5	0	200

FG % 1st Half: 14-30 46.7% 2nd half: 7-20 35.0% Game: 21-50 42.0%  
 3FG % 1st Half: 6-10 60.0% 2nd half: 2-7 28.6% Game: 8-17 47.1%  
 FT % 1st Half: 4-10 40.0% 2nd half: 8-13 61.5% Game: 12-23 52.2%

Deadball Rebounds 6

### Baylor 67 • 8-1 #20/20

#	Player	Total		3-Ptr		Rebounds			PF	TP	A	TO	Blk	Stl	Min
		FG-FGA	FT-FTA	FG-FGA	FT-FTA	Off	Def	Tot							
00	O'Neale, Royce	f	2-3	0-0	2-4	2	3	5	4	6	1	2	0	0	31
34	Jefferson, Cory	f	5-10	0-0	3-4	4	4	8	3	13	1	4	1	0	30
21	Austin, Isalah	c	5-10	1-2	2-3	3	3	6	2	13	2	2	5	0	28
04	Chery, Kenny	g	8-15	0-5	2-2	0	1	1	1	18	5	2	0	1	34
01	Franklin, Gary	q	1-5	1-2	0-0	0	0	0	1	3	2	0	0	0	17
02	Gathers, Rico		2-6	0-0	2-4	5	8	13	3	6	0	2	0	3	22
05	Heslip, Brady		0-2	0-2	2-5	0	0	0	2	2	2	0	0	0	21
24	Wainwright, Ish		0-0	0-0	0-0	0	0	0	0	0	1	0	0	0	11
25	Prince, Taurean		3-4	0-0	0-0	0	3	3	2	6	1	0	0	0	16
	Team					4	1	5							
	Totals		26-55	2-11	13-22	18	23	41	18	67	14	13	6	4	200

FG % 1st Half: 15-29 51.7% 2nd half: 11-26 42.3% Game: 26-55 47.3%  
 3FG % 1st Half: 2-7 28.6% 2nd half: 0-4 0.0% Game: 2-11 18.2%  
 FT % 1st Half: 3-5 60.0% 2nd half: 10-17 58.8% Game: 13-22 59.1%

Deadball Rebounds 5.1

Officials: Tony Greene, Joe DeRosa, Klipp Kissinger  
 Technical fouls: Kentucky-None. Baylor-None.  
 Attendance: 12818

Score by periods	1st	2nd	Total
Kentucky	38	24	62
Baylor	35	32	67

Points	In Paint	Off T/O	2nd Chance	Fast Break	Bench
UK	26	12	6	0	2
BU	38	7	14	0	14

Last FG - UK 2nd-03:09, BU 2nd-00:41.  
 Largest lead - UK by 9 2nd-15:52, BU by 9 1st-15:38.

Score tied - 6 times.  
 Lead changed - 6 times.

## Official Basketball Box Score -- Game Totals -- Final Statistics Boise State vs Kentucky 12/10/13 9:00 pm at Rupp Arena - Lexington, KY

### Boise State 55 • 8-1

#	Player	Total		3-Ptr		Rebounds			PF	TP	A	TO	Blk	Stl	Min
		FG-FGA	FT-FTA	FG-FGA	FT-FTA	Off	Def	Tot							
00	Watkins, Ryan	f	2-6	0-0	2-2	7	1	8	2	6	0	1	1	0	37
03	Drmic, Anthony	f	7-22	2-8	2-2	3	1	4	3	18	1	1	0	0	38
02	Marks, Derrick	g	6-18	2-3	0-0	0	2	2	4	14	1	2	0	1	25
11	Elorriaga, Jeff	g	1-5	1-5	0-0	0	2	2	3	3	1	0	0	3	37
12	Hadziomerovic, Igor	g	2-6	0-1	2-2	1	3	4	6	1	0	0	2	2	29
01	Thompson, Mikey		4-11	0-0	0-0	1	2	3	1	8	1	2	0	2	25
04	Bropoleh, Thomas		0-1	0-0	0-0	0	1	1	0	0	0	1	0	0	4
13	Duncan, Nick		0-0	0-0	0-0	0	0	0	0	0	0	0	0	0	5
	Team					1	3	4							
	Totals		22-69	5-17	6-6	14	13	27	17	55	5	8	1	8	200

FG % 1st Half: 14-34 41.2% 2nd half: 8-35 22.9% Game: 22-69 31.9%  
 3FG % 1st Half: 3-9 33.3% 2nd half: 2-8 25.0% Game: 5-17 29.4%  
 FT % 1st Half: 0-0 0.0% 2nd half: 6-6 100.0% Game: 6-6 100.0%

Deadball Rebounds 0.1

### Kentucky 70 • 8-2

#	Player	Total		3-Ptr		Rebounds			PF	TP	A	TO	Blk	Stl	Min
		FG-FGA	FT-FTA	FG-FGA	FT-FTA	Off	Def	Tot							
15	Caulley-Stein, Willie	f	3-3	0-0	0-2	4	3	7	2	6	0	2	9	1	25
30	Randle, Julius	f	7-11	0-0	3-4	3	8	11	1	17	1	4	1	0	28
01	Young, James	g	7-15	4-11	3-4	1	8	9	0	21	0	5	0	0	31
02	Harrison, Aaron	g	6-12	0-4	1-1	0	4	4	0	13	1	3	0	3	38
05	Harrison, Andrew	g	4-7	0-1	5-7	0	3	3	3	13	2	3	0	0	31
03	Polson, Jarrod		0-0	0-0	0-0	0	0	0	0	0	0	0	0	0	1
22	Poythress, Alex		0-1	0-0	0-0	2	1	3	2	0	1	0	0	0	17
25	Hawkins, Dominique		0-2	0-1	0-0	0	0	0	3	0	2	1	0	0	18
44	Johnson, Dakari		0-0	0-0	0-0	0	1	1	1	0	0	0	0	0	11
	Team					1	4	5							
	Totals		27-51	4-17	12-18	11	32	43	12	70	7	19	10	4	200

FG % 1st Half: 17-31 54.8% 2nd half: 10-20 50.0% Game: 27-51 52.5%  
 3FG % 1st Half: 4-13 30.8% 2nd half: 0-4 0.0% Game: 4-17 23.9%  
 FT % 1st Half: 3-7 42.9% 2nd half: 9-11 81.8% Game: 12-18 66.7%

Deadball Rebounds 5.1

Officials: Ted Valentine, Lee Cassell, Ron Groover  
 Technical fouls: Boise State-None. Kentucky-None.  
 Attendance: 21565

Score by periods	1st	2nd	Total
Boise State	31	24	55
Kentucky	41	29	70

Points	In Paint	Off T/O	2nd Chance	Fast Break	Bench
BOISE	24	18	16	4	8
UK	44	7	13	10	0

Last FG - BOISE 2nd-00:36, UK 2nd-01:01.  
 Largest lead - BOISE by 1 1st-12:31, UK by 19 2nd-08:36.

Score tied - 1 time.  
 Lead changed - 2 times.

## Official Basketball Box Score -- Game Totals -- Final Statistics Kentucky vs North Carolina 12/14/13 5:15 PM at Smith Center, Chapel Hill

### Kentucky 77 • 8-3

#	Player	Total		3-Ptr		Rebounds			PF	TP	A	TO	Blk	Stl	Min
		FG-FGA	FT-FTA	FG-FGA	FT-FTA	Off	Def	Tot							
15	Caulley-Stein, Willie	f	2-3	0-0	1-2	5	7	12	4	5	1	4	5	2	29
30	Randle, Julius	f	3-9	0-0	5-6	0	5	5	4	11	0	4	1	0	29
01	Young, James	g	3-10	2-6	8-10	1	4	5	16	1	1	0	2	29	
02	Harrison, Aaron	g	8-12	1-1	3-3	2	1	3	2	20	0	1	0	24	
05	Harrison, Andrew	g	3-11	1-4	10-17	2	4	6	4	17	7	4	0	1	37
03	Polson, Jarrod		0-0	0-0	0-0	0	0	0	1	0	0	0	0	0	2
22	Poythress, Alex		2-4	0-1	2-3	5	3	8	5	6	0	1	1	0	24
25	Hawkins, Dominique		0-1	0-0	0-2	0	1	1	2	0	0	1	0	0	18
35	Willis, Derek		0-0	0-0	0-0	0	0	0	0	0	0	0	0	0	1
44	Johnson, Dakari		1-4	0-0	0-0	2	1	3	3	2	0	1	0	0	7
	Team					0	1	1							
	Totals		22-54	4-12	29-43	17	27	44	31	77	9	17	7	0	200

FG % 1st Half: 10-25 40.0% 2nd half: 12-29 41.4% Game: 22-54 40.7%  
 3FG % 1st Half: 1-5 20.0% 2nd half: 3-7 42.9% Game: 4-12 33.3%  
 FT % 1st Half: 9-17 52.9% 2nd half: 20-26 76.9% Game: 29-43 67.4%

Deadball Rebounds 7

### North Carolina 82 • 7-2

#	Player	Total		3-Ptr		Rebounds			PF	TP	A	TO	Blk	Stl	Min
		FG-FGA	FT-FTA	FG-FGA	FT-FTA	Off	Def	Tot							
13	Tokoto, J.P.	f	7-10	1-1	0-2	0	1	1	4	15	2	2	1	1	26
42	James, Joel	f	2-4	0-0	1-2	2	3	5	2	5	0	0	0	0	13
15	McAdoo, James M	f	4-6	0-0	12-19	0	5	5	3	20	4	1	1	2	37
00	Britt, Nate	g	3-6	0-1	2-3	0	1	1	5	8	1	1	0	2	28
05	Paige, Marcus	g	6-13	1-5	10-10	0	2	2	3	23	2	2	0	3	37
03	Meeks, Kennedy		0-4	0-0	1-3	3	1	4	2	1	1	2	2	0	19
04	Davis, Luke		0-0	0-0	0-0	0	0	0	1	0	0	0	0	0	0
11	Johnson, Brice														

# SEASON BOX SCORES

## Official Basketball Box Score -- Game Totals -- Final Statistics Louisville vs Kentucky 12/28/13 4:00 pm at Rupp Arena - Lexington, KY

#	Player	Total		3-Ptr		Rebounds			PF	TP	A	TO	Blk	Stl	Min
		FG-FGA	FG-FGA	FT-FTA	Off	Def	Tot								
12	Mathiang, Mangok	f	2-2	0-0	1	2	3	1	4	0	1	4	0	0	22
20	Blackshear, Wayne	f	1-4	0-2	3-4	0	3	3	5	5	0	0	0	0	12
24	Harrell, Montrezl	f	2-2	0-0	2-2	2	2	4	3	6	0	0	1	1	21
02	Smith, Russ	g	7-20	0-5	5-10	1	1	2	4	19	4	4	0	1	30
03	Jones, Chris	g	7-13	3-9	1-1	0	3	3	18	2	2	2	0	1	31
00	Rozier, Terry	g	1-3	1-2	2-2	0	1	1	2	5	0	1	0	1	13
11	Hancock, Luke	g	3-11	2-8	0-0	1	3	3	2	8	2	0	0	1	28
15	Henderson, Tim	g	0-0	0-0	0-0	0	0	0	0	0	0	0	0	0	3
21	Behanan, Chane	g	0-3	0-0	0-0	2	5	7	2	0	0	3	0	0	20
22	Agau, Akoy	g	0-0	0-0	0-0	2	2	2	2	0	0	0	0	0	2
44	Van Treese, Stephan	g	0-0	0-0	1-2	4	1	5	1	1	0	1	0	0	18
	Team				2	1	3								
	Totals		23-58	6-26	14-22	12	24	36	25	66	8	13	5	6	200

FG % 1st Half: 14-30 46.7% 2nd half: 9-28 32.1% Game: 23-58 39.7%  
 3FG % 1st Half: 4-14 28.6% 2nd half: 2-12 16.7% Game: 6-26 23.1%  
 FT % 1st Half: 4-5 80.0% 2nd half: 10-17 58.8% Game: 14-22 63.6%

### Kentucky 73 • 10-3, 0-0

#	Player	Total		3-Ptr		Rebounds			PF	TP	A	TO	Blk	Stl	Min
		FG-FGA	FG-FGA	FT-FTA	Off	Def	Tot								
15	Cauley-Stein, Willie	f	1-3	0-0	0-0	3	7	10	4	2	0	0	3	1	35
30	Randle, Julius	f	7-8	0-1	3-6	1	2	3	1	17	0	2	0	0	21
01	Young, James	g	5-17	3-8	5-9	4	6	10	2	18	4	2	1	1	36
02	Harrison, Aaron	g	5-12	0-3	0-0	0	4	4	2	10	1	4	0	0	30
05	Harrison, Andrew	g	6-16	0-1	6-12	3	1	4	3	18	2	3	0	1	34
22	Poythress, Alex	g	3-4	0-0	1-2	1	4	5	3	7	0	0	0	0	21
25	Hawkins, Dominique	g	0-1	0-1	1-2	1	2	3	4	1	0	0	0	0	15
44	Johnson, Dakari	g	0-1	0-0	0-0	1	0	1	0	0	1	0	0	0	8
	Team				2	2	4								
	Totals		27-62	3-14	16-30	17	27	44	19	73	8	11	4	3	200

FG % 1st Half: 15-35 42.9% 2nd half: 12-27 44.4% Game: 27-62 43.5%  
 3FG % 1st Half: 2-9 22.2% 2nd half: 1-5 20.0% Game: 3-14 21.4%  
 FT % 1st Half: 9-16 56.3% 2nd half: 7-14 50.0% Game: 16-30 53.3%

Officials: Tony Greene, Mark Whitehead, Doug Simmons  
 Technical fouls: Louisville-None. Kentucky-None.  
 Attendance: 24396

Score by periods	1st	2nd	Total
Louisville	36	30	66
Kentucky	41	32	73

## Official Basketball Box Score -- Game Totals -- Final Statistics Mississippi State vs Kentucky 01/08/14 8:00 pm at Rupp Arena - Lexington, KY

### Mississippi State 63 • 10-4, 0-1

#	Player	Total		3-Ptr		Rebounds			PF	TP	A	TO	Blk	Stl	Min
		FG-FGA	FG-FGA	FT-FTA	Off	Def	Tot								
03	Borchert, Colin	f	2-7	2-5	2-2	0	3	3	5	8	1	0	0	0	20
20	Ware, Gavin	f	2-6	0-0	0-0	1	9	10	3	4	0	2	0	1	24
01	Thomas, Fred	g	1-8	1-4	0-0	0	1	1	2	3	2	2	0	0	29
15	Ready, L.J.	g	0-1	0-0	0-0	0	0	0	0	0	2	3	0	1	18
32	Sword, Craig	g	5-12	0-0	9-10	2	0	2	4	19	2	5	0	3	24
04	Bloodman, Trivante	g	5-6	0-0	3-4	0	1	1	2	13	2	0	0	1	25
11	Davis, Jacoby	g	2-4	0-2	0-0	0	1	1	2	4	3	0	0	0	14
13	Moore, Tevin	g	0-0	0-0	0-0	0	0	0	0	0	0	0	0	0	3
24	Cunningham, Tyson	g	0-0	0-0	0-0	0	1	1	0	0	0	0	0	0	10
25	Johnson, Roquez	g	6-13	0-0	0-2	3	1	4	4	12	0	3	0	1	33
	Team				3	2	5								
	Totals		23-57	3-11	14-18	9	19	28	63	12	15	0	8	200	

FG % 1st Half: 15-34 44.1% 2nd half: 8-23 34.8% Game: 23-57 40.4%  
 3FG % 1st Half: 2-6 33.3% 2nd half: 1-5 20.0% Game: 3-11 27.3%  
 FT % 1st Half: 8-8 100.0% 2nd half: 6-10 60.0% Game: 14-18 77.8%

### Kentucky 85 • 11-3, 1-0

#	Player	Total		3-Ptr		Rebounds			PF	TP	A	TO	Blk	Stl	Min
		FG-FGA	FG-FGA	FT-FTA	Off	Def	Tot								
15	Cauley-Stein, Willie	f	5-6	0-0	2-5	2	2	4	2	12	1	0	2	1	25
30	Randle, Julius	f	3-7	0-1	2-4	6	8	14	3	8	1	1	0	0	21
01	Young, James	g	8-18	3-10	7-9	5	5	10	2	26	5	2	1	2	35
02	Harrison, Aaron	g	1-5	0-3	3-5	0	2	2	4	5	3	3	0	2	23
05	Harrison, Andrew	g	2-7	1-3	3-4	0	2	2	0	8	2	4	0	0	30
00	Lee, Marcus	g	1-2	0-0	0-0	0	0	0	0	2	1	0	1	0	5
03	Polson, Jarrod	g	0-0	0-0	0-0	0	0	0	0	0	0	0	0	0	2
04	Hood, Jon	g	0-0	0-0	0-0	0	0	0	0	0	0	1	0	0	2
22	Poythress, Alex	g	5-6	0-0	2-2	1	3	4	2	12	2	2	3	0	22
24	Floreal, E.J.	g	0-0	0-0	0-0	0	0	0	0	0	0	0	0	0	1
25	Hawkins, Dominique	g	1-5	0-2	2-2	0	2	2	3	4	2	0	0	0	23
35	Willis, Derek	g	0-1	0-1	0-0	0	1	1	0	0	0	0	0	0	3
44	Johnson, Dakari	g	4-4	0-0	0-2	1	0	1	1	8	0	0	0	0	8
	Team				2	2	4								
	Totals		30-61	4-20	21-33	17	27	44	19	85	18	12	7	5	200

FG % 1st Half: 13-35 37.1% 2nd half: 17-26 65.4% Game: 30-61 49.2%  
 3FG % 1st Half: 2-14 14.3% 2nd half: 2-6 33.3% Game: 4-20 20.0%  
 FT % 1st Half: 9-14 64.3% 2nd half: 12-19 63.2% Game: 21-33 63.6%

Officials: Pat Adams, Mike Nance, Doug Simmons  
 Technical fouls: Mississippi State-Johnson, Roquez. Kentucky-Cauley-Stein, Willie.  
 Attendance: 23638

Score by periods	1st	2nd	Total
Mississippi State	40	23	63
Kentucky	37	48	85

Last FG - MISS 2nd-01:28, UK 2nd-00:35.  
 Largest lead - MISS by 10 1st-15:48, UK by 22 2nd-05:16.  
 Score tied - 6 times.  
 Lead changed - 3 times.

## Official Basketball Box Score -- Game Totals -- Final Statistics Kentucky vs Arkansas 01-14-14 8:00pm at Fayetteville, Ark. (Bud Walton Arena)

### Kentucky 85 • 12-4, 2-1 SEC

#	Player	Total		3-Ptr		Rebounds			PF	TP	A	TO	Blk	Stl	Min
		FG-FGA	FG-FGA	FT-FTA	Off	Def	Tot								
15	Cauley-Stein, Willie	f	1-2	0-0	0-0	0	6	6	5	2	0	1	0	1	18
30	Randle, Julius	f	5-11	0-0	10-14	6	8	14	4	20	0	5	2	0	32
01	Young, James	g	8-17	2-6	5-8	2	4	6	3	23	2	3	0	2	40
02	Harrison, Aaron	g	5-8	2-3	4-5	1	0	1	4	16	1	2	1	0	24
05	Harrison, Andrew	g	2-9	1-2	2-3	0	4	4	2	7	6	5	0	1	38
00	Lee, Marcus	g	0-0	0-0	1-4	0	1	1	2	1	0	0	0	0	10
03	Polson, Jarrod	g	0-0	0-0	0-0	0	2	2	3	0	1	1	0	0	17
22	Poythress, Alex	g	5-7	0-0	2-2	1	5	6	4	12	0	0	2	0	32
25	Hawkins, Dominique	g	0-0	0-0	0-0	0	0	0	0	2	0	0	0	0	5
44	Johnson, Dakari	g	1-2	0-0	2-4	2	2	4	2	4	1	0	1	0	9
	Team				3	3	6								
	Totals		27-56	5-11	26-40	15	35	50	31	85	11	17	8	3	225

FG % 1st Half: 13-19 68.4% 2nd half: 11-30 36.7% OT: 3-7 42.9% Game: 27-56 48.2%  
 3FG % 1st Half: 2-4 50.0% 2nd half: 2-5 40.0% OT: 1-2 50.0% Game: 5-11 45.5%  
 FT % 1st Half: 13-22 59.1% 2nd half: 9-14 64.3% OT: 4-4 100.0% Game: 26-40 65.0%

### Arkansas 87 • 12-4, 1-2 SEC

#	Player	Total		3-Ptr		Rebounds			PF	TP	A	TO	Blk	Stl	Min
		FG-FGA	FG-FGA	FT-FTA	Off	Def	Tot								
04	CLARKE, Coty	f	0-3	0-1	2-2	0	2	2	5	2	1	0	0	2	17
10	PORTIS, Bobby	f	4-9	0-2	3-4	4	6	10	3	11	3	0	2	1	33
00	MADDEEN, Rashad	g	6-13	3-7	3-3	0	2	2	2	18	1	3	1	2	32
12	GULLLEY, Fred	g	4-8	1-2	0-0	1	2	3	4	9	0	0	0	0	24
24	QUALLS, Michael	g	5-14	1-5	7-11	3	1	5	0	18	4	1	0	2	34
01	WADE, Mardracus	g	1-3	1-1	0-2	0	0	0	3	3	0	0	0	0	13
02	HARRIS, Alandise	g	3												

# SEASON BOX SCORES

## Official Basketball Box Score -- Game Totals -- Final Statistics Tennessee vs Kentucky 01/18/14 12:00 pm at Rupp Arena - Lexington, KY

Tennessee 66 • 11-6, 2-2

#	Player	Total		3-Ptr		Rebounds			PF	TP	A	TO	Bk	Stl	Min
		FG-FGA	FG-FGA	FG-FGA	FT-FTA	Off	Def	Tot							
05	Stokes, Jarnell	f	8-12	0-0	4-6	7	8	15	3	20	2	2	0	0	35
34	Maymon, Jeronne	f	4-11	0-0	4-7	4	1	5	3	12	1	0	0	1	34
01	Richardson, Josh	g	2-7	0-1	0-0	1	2	3	1	4	0	1	0	0	30
02	Barton, Antonio	g	0-4	0-2	2-2	0	3	3	2	2	3	2	0	0	27
52	McRae, Jordan	g	5-14	1-7	6-8	0	1	1	4	17	2	4	0	1	37
04	Moore, Armani		2-4	0-1	0-0	3	0	3	4	4	1	1	0	1	15
10	Ndiaye, Rawane		1-3	0-0	0-0	2	1	3	1	2	0	1	1	0	5
15	Thompson, Darius		2-2	1-1	0-0	1	1	2	1	5	1	1	0	0	13
23	Reese, Derek		0-1	0-1	0-0	0	0	0	1	0	0	0	0	0	4
Team						2	2	4							
Totals			24-58	2-13	16-23	20	19	39	20	66	10	12	1	4	200

FG % 1st Half: 14-33 42.4% 2nd half: 10-25 40.0% Game: 24-58 41.4% Deadball Rebounds 4.2  
3FG % 1st Half: 1-7 14.3% 2nd half: 1-6 16.7% Game: 2-13 15.4%  
FT % 1st Half: 3-4 75.0% 2nd half: 13-19 68.4% Game: 16-23 69.6%

Kentucky 74 • 13-4, 3-1

#	Player	Total		3-Ptr		Rebounds			PF	TP	A	TO	Bk	Stl	Min
		FG-FGA	FG-FGA	FG-FGA	FT-FTA	Off	Def	Tot							
15	Caulley-Stein, Willie	f	0-5	0-0	0-0	2	1	3	2	0	0	0	1	2	19
30	Randle, Julius	f	6-9	1-2	5-5	1	1	2	2	18	4	4	1	1	33
01	Young, James	g	3-9	2-5	0-0	0	1	1	2	8	0	1	0	0	36
02	Harrison, Aaron	g	3-7	2-4	6-7	0	4	4	4	14	1	2	0	2	26
05	Harrison, Andrew	q	7-13	2-3	10-10	0	2	2	1	26	3	0	0	1	33
03	Polson, Jarrod		0-0	0-0	0-0	0	0	0	1	0	1	0	0	0	9
22	Poythress, Alex		1-4	0-2	2-2	1	2	3	1	4	2	1	2	0	21
25	Hawkins, Dominique		0-0	0-0	0-0	0	0	0	2	0	0	0	0	0	7
44	Johnson, Dakari		2-3	0-0	0-0	2	2	4	2	4	0	0	0	0	16
Team						1	4	5							
Totals			22-50	7-16	23-24	7	17	24	17	74	11	8	4	6	200

FG % 1st Half: 11-26 42.3% 2nd half: 11-24 45.8% Game: 22-50 44.0% Deadball Rebounds 1  
3FG % 1st Half: 5-12 41.7% 2nd half: 2-4 50.0% Game: 7-16 43.8%  
FT % 1st Half: 7-7 100.0% 2nd half: 16-17 94.1% Game: 23-24 95.8%

Officials: Tony Greene, Patrick Evans, Don Dally  
Technical fouls: Tennessee-None. Kentucky-None.  
Attendance: 24246

Score by periods	1st	2nd	Total
Tennessee	32	34	66
Kentucky	34	40	74

Points	In Paint	Off T/O	2nd Chance	Fast Break	Bench
UT	38	9	20	10	11
UK	26	13	10	4	8

Last FG - UT 2nd-00:07, UK 2nd-01:09.  
Largest lead - UT by 9 1st-12:16, UK by 11 2nd-04:11.

Score tied - 1 time.  
Lead changed - 3 times.

## Official Basketball Box Score -- Game Totals -- Final Statistics Texas A&M vs Kentucky 01/21/14 9:00 pm at Rupp Arena - Lexington, KY

Texas A&M 51 • 12-6, 3-2

#	Player	Total		3-Ptr		Rebounds			PF	TP	A	TO	Bk	Stl	Min
		FG-FGA	FG-FGA	FG-FGA	FT-FTA	Off	Def	Tot							
14	Roberson, Kourtney	f	2-5	0-0	2-2	1	2	3	2	6	1	1	0	0	20
02	Smith, Shawn	g	3-9	0-1	2-2	0	4	4	1	8	0	0	0	2	36
05	Green, Jordan	g	2-3	0-0	0-0	0	0	0	4	4	2	1	0	1	16
21	Caruso, Alex	g	4-6	0-0	4-8	0	4	4	2	12	3	4	0	3	35
23	Jones, Jamal	g	3-12	1-3	1-2	0	3	3	3	8	0	1	1	0	21
04	Miller, Tavario		0-2	0-0	1-2	1	2	3	2	1	0	0	0	0	9
10	McDonald, Blake		0-0	0-0	0-0	0	0	0	2	0	0	0	0	0	12
15	Fitzgerald, Davonte		5-12	1-4	1-3	1	1	2	12	0	2	0	0	24	
24	Space, Awantone		0-2	0-0	0-0	0	1	1	3	0	0	2	0	0	15
25	Dobbins, Kyle		0-0	0-0	0-0	0	0	0	0	0	0	0	0	0	1
45	Johns, Dylan		0-0	0-0	0-0	0	1	1	2	0	0	0	1	0	11
Team						3	0	3							
Totals			19-51	2-8	11-21	6	18	24	23	51	6	11	2	6	200

FG % 1st Half: 11-26 42.3% 2nd half: 8-25 32.0% Game: 19-51 37.3% Deadball Rebounds 5.2  
3FG % 1st Half: 1-4 25.0% 2nd half: 1-4 25.0% Game: 2-8 25.0%  
FT % 1st Half: 4-7 57.1% 2nd half: 7-14 50.0% Game: 11-21 52.4%

Kentucky 68 • 14-4, 4-1

#	Player	Total		3-Ptr		Rebounds			PF	TP	A	TO	Bk	Stl	Min
		FG-FGA	FG-FGA	FG-FGA	FT-FTA	Off	Def	Tot							
15	Caulley-Stein, Willie	f	0-2	0-0	1-4	1	0	1	4	1	0	2	0	0	9
30	Randle, Julius	f	4-6	0-1	5-6	4	7	11	3	13	3	1	2	1	29
01	Young, James	q	6-11	2-6	1-2	2	5	7	2	15	2	1	0	2	36
02	Harrison, Aaron	g	1-5	1-3	3-4	0	1	1	4	6	2	1	0	2	27
05	Harrison, Andrew	g	3-12	2-7	0-0	1	7	8	2	8	4	4	0	0	38
00	Lee, Marcus		0-0	0-0	0-0	0	0	0	0	0	0	0	0	0	3
03	Polson, Jarrod		1-2	1-2	0-0	1	1	2	3	1	0	0	0	0	8
22	Poythress, Alex		4-7	0-1	8-9	1	4	5	2	16	0	3	2	0	25
25	Hawkins, Dominique		0-1	0-1	0-0	0	0	0	0	0	0	1	0	0	1
44	Johnson, Dakari		3-4	0-0	0-2	2	5	7	1	6	0	2	3	1	24
Team						0	0	0							
Totals			22-50	6-21	18-27	12	30	42	20	68	12	15	7	6	200

FG % 1st Half: 11-27 40.7% 2nd half: 11-23 47.8% Game: 22-50 44.0% Deadball Rebounds 5.1  
3FG % 1st Half: 5-15 33.3% 2nd half: 1-6 16.7% Game: 6-21 28.6%  
FT % 1st Half: 7-12 58.3% 2nd half: 11-15 73.3% Game: 18-27 66.7%

Officials: Pat Adams, Mike Nance, Joe Lindsay  
Technical fouls: Texas A&M-None. Kentucky-None.  
Attendance: 22634

Score by periods	1st	2nd	Total
Texas A&M	27	24	51
Kentucky	34	34	68

Points	In Paint	Off T/O	2nd Chance	Fast Break	Bench
TXAM	32	12	4	12	13
UK	30	12	15	4	25

Last FG - TXAM 2nd-00:46, UK 2nd-02:46.  
Largest lead - TXAM by 2 1st-18:51, UK by 21 2nd-05:03.

Score tied - 2 times.  
Lead changed - 2 times.

## Official Basketball Box Score -- Game Totals -- Final Statistics Georgia vs Kentucky 01/25/14 1:30 pm at Rupp Arena - Lexington, KY

Georgia 54 • 10-8, 4-2

#	Player	Total		3-Ptr		Rebounds			PF	TP	A	TO	Bk	Stl	Min
		FG-FGA	FG-FGA	FG-FGA	FT-FTA	Off	Def	Tot							
02	Thornton, Marcus	f	2-10	0-0	6-6	5	4	9	4	10	0	2	2	1	38
15	Williams, Donte	f	2-3	0-0	1-1	1	0	1	4	5	0	0	0	0	19
31	Morris, Brandon	f	5-11	2-3	3-4	1	1	2	2	15	2	5	0	0	34
42	Djurisic, Nemanja	f	3-9	1-1	1-2	2	6	8	1	8	1	3	0	0	39
04	Mann, Charles	g	1-9	0-2	7-15	1	5	6	1	9	5	5	0	1	34
05	Dixon, Tim		1-2	0-0	0-0	1	0	1	2	2	0	0	0	0	9
10	Echols, Taylor		1-2	1-2	0-0	0	0	0	2	3	1	2	0	1	14
11	Forte, Cameron		1-2	0-0	0-0	0	0	0	0	2	0	0	0	0	10
24	Kessler, Houston		0-0	0-0	0-0	0	0	0	0	0	0	0	0	0	1
25	Geno, Kenny Paul		0-0	0-0	0-0	0	0	0	1	0	0	0	0	0	3
30	Frazier, J. J.		0-0	0-0	0-0	0	0	0	0	0	1	0	0	0	0
41	Cannon, John		0-1	0-0	0-0	1	1	2	0	0	2	0	0	0	3
Team						5	1	6							
Totals			16-49	4-8	18-28	17	18	35	17	54	9	20	2	3	200

FG % 1st Half: 7-24 29.2% 2nd half: 9-25 36.0% Game: 16-49 32.7% Deadball Rebounds 5  
3FG % 1st Half: 2-4 50.0% 2nd half: 2-4 50.0% Game: 4-8 50.0%  
FT % 1st Half: 6-9 66.7% 2nd half: 12-19 63.2% Game: 18-28 64.3%

Kentucky 79 • 15-4, 5-1

#	Player	Total		3-Ptr		Rebounds			PF	TP	A	TO	Bk	Stl	Min
		FG-FGA	FG-FGA	FG-FGA	FT-FTA	Off	Def	Tot							
15	Caulley-Stein, Willie	f	3-7	0-0	2-2	3	0	3	1	8	1	2	6	6	26
30	Randle, Julius	f	4-8	1-1	5-5	4	5	9	2	14	3	3	1	0	32
01	Young, James	q	5-10	3-7	0-0	0	2	2	13	1	1	0	1	0	32
02	Harrison, Aaron	g	6-10												



# THE LAST TIME...

## INDIVIDUALS

### SCORING

**Scored 25 Points** - Andrew Harrison (26) vs. Tennessee, 1/18/14

**Scored 30 Points** - Brandon Knight (30) vs. West Virginia, 3/19/11

**Scored 35 Points** - Terrence Jones (35) vs. Auburn, 1/11/11

**Scored 40 Points** - Jodie Meeks (45) at Arkansas, 2/14/09

**Scored 45 Points** - Jodie Meeks (45) at Arkansas, 2/14/09

**Scored 50 Points** - Jodie Meeks (54) at Tennessee, 1/13/09

**Two Players Had 20 Points** - James Young (23)/Julius Randle (20) at Arkansas, 1/14/14

**Three Players Had 20 Points** - DeMarcus Cousins (27)/John Wall (21)/Patrick Patterson (20) vs. Sam Houston State, 11/19/09

**Two Players Had 30 Points** - Patrick Patterson (33) and Jodie Meeks (32) vs. Tennessee State, 12/22/08

**Scored 20 Points in Two Straight Games** - Aaron Harrison (2) 12/14/13 - 12/21/13

**Scored 20 Points in Three Straight Games** - Julius Randle (3) 11/08/13 - 11/12/13

**Scored 20 Points in Four Straight Games** - Alex Poythress (4) 11/13/12 - 11/23/12

**Scored 20 points in Five Straight Games** - Jodie Meeks (9) 12/29/08 - 1/31/09

**Scored 20 points in Six Straight games** - Jodie Meeks (9) 12/29/08 - 1/31/09

**Scored 20 points in Seven Straight games** - Jodie Meeks (9) 12/29/08 - 1/31/09

**Scored 20 points in Eight Straight games** - Jodie Meeks (9) 12/29/08 - 1/31/09

**Scored 20 points in Nine Straight games** - Jodie Meeks (9) 12/29/08 - 1/31/09

**Scored 20 points in 10 Straight games** - Kevin Grevey (12) 12/20/74 - 1/27/75

**Scored 20 points in 12 Straight games** - Kevin Grevey (12) 12/20/74 - 1/27/75

**Scored 25 Points in Three Straight Games** - Tayshaun Prince vs. Ole Miss (26) 3/11/01; vs. Holy Cross (27) 3/15/01; vs. Iowa (31) 3/17/01

**Scored 30 Points in Two Straight Games** - Jodie Meeks vs. Appalachian State (46) 12/20/08; vs. Tennessee State (32) 12/22/08

**Scored 30 Points in Three Straight Games** - Dan Issel (6) vs. Florida (37) 2/14/70; vs. Georgia (40) 2/16/70; vs. LSU (51) 2/21/70; vs. Alabama (47) 2/23/70; vs. Vanderbilt (31) 2/28/70; vs. Auburn (42) 3/2/70

**Scored in double figures in 10 straight Games** - Julius Randle (13) 11/8/13-12/28/13

**Scored in double figures in 15 straight Games** - Brandon Knight (28) 11/30/10 - 3/13/11

**Scored in double figures in 20 straight Games** - Brandon Knight (28) 11/30/10 - 3/13/11

**Scored in double figures in 25 straight Games** - Brandon Knight (28) 11/30/10 - 3/13/11

**Scored in double figures in 30 straight Games** - Jodie Meeks (32) 11/14/08 - 3/12/09

**Five Players Scored in Double Figures** - James Young (26), Julius Randle (22), Andrew Harison (15), Willie Cauley-Stein (14), Marcus Lee (10) vs. UT Arlington, 11/19/13

**Six Players Scored in Double Figures** - Archie Goodwin (18), Alex Poythress (16), Nerlens Noel (13), Willie Cauley-Stein (12), Kyle Wiltjer (10), Julius Mays (10) vs. Samford 12/4/12

**Seven Players Scored in Double Figures** - Randolph Morris (17), Kelenna Azubuike (15), Patrick Sparks (14), Chuck Hayes (12), Rajon Rondo (11), Ravi Moss (10) and Ramel Bradley (10) vs. Mississippi State 2/19/05

**Four Players with 15 or more points** - Julius Mays (24), Alex Poythress (21), Archie Goodwin (18), Ryan Harrow (14) vs. Missouri, 2/23/13

### DOUBLE-DOUBLES

**Double-Double** - Julius Randle (13 points, 11 rebounds) vs. Texas A&M, 1/21/14

**Triple-Double** - Chris Mills (19 points, 10 rebounds, 10 assists) vs. Austin Peay, 12/27/88

**20-10 Game** - Julius Randle (20 points, 14 rebounds) at Arkansas, 1/14/14

**20-15 Game** - Julius Randle (23 points, 15 rebounds) vs. UNC Asheville, 11/8/13

**30-10 Game** - Tayshaun Prince (33 points, 11 rebounds) vs. Tennessee State, 12/22/98

**Back-to-back 20-10 Games** - Julius Randle vs. UNC Asheville (23 points, 16 rebounds) 11/8/13; vs. Northern Kentucky (22 points, 14 rebounds) 11/10/13

**Three-Straight 20-10 Games** - Julius Randle vs. UNC Asheville (23 points, 16 rebounds) 11/8/13; vs. Northern Kentucky (22 points, 14 rebounds) 11/10/13; vs. Michigan State (27 points, 13 rebounds) 11/12/13

**Double-Double in Points and Rebs** - Julius Randle (13 points, 11 rebounds) vs. Texas A&M, 1/21/14

**Double-Double in Points and Assists** - Marquis Teague (12 points, 10 assists) vs. Florida, 2/7/12

**Double-Double in Points and Blocks** - Never

**Double-Double in Points and Steals** - Never

**Double-double in two consecutive games** - James Young (18p, 10r) vs. Louisville, (12/18/13); (26p, 10r) vs. Mississippi State (1/8/14)

**Double-double in three consecutive games** - Julius Randle (23p, 16r) vs. UNC Asheville, 11/8/13; (22p, 14r) vs. Northern Kentucky (11/10/13); vs. Michigan State 11/12/13 (27 p, 13 r); vs. Robert Morris 11/17/13 (10 p, 15 r); vs. UT Arlington 11/19/13 (22 p, 10 r); vs. Cleveland State 11/25/13 (15 p, 15 r); vs. Eastern Michigan 11/27/13 (14 p, 10 r)

**Double-double in four consecutive games** - Julius Randle (23p, 16r) vs. UNC Asheville, 11/8/13; (22p, 14r) vs. Northern Kentucky (11/10/13); vs. Michigan State 11/12/13 (27 p, 13 r); vs. Robert Morris 11/17/13 (10 p, 15 r); vs. UT Arlington 11/19/13 (22 p, 10 r); vs. Cleveland State 11/25/13 (15 p, 15 r); vs. Eastern Michigan 11/27/13 (14 p, 10 r)

**Double-double in five consecutive games** - Julius Randle (23p, 16r) vs. UNC Asheville, 11/8/13; (22p, 14r) vs. Northern Kentucky (11/10/13); vs. Michigan State 11/12/13 (27 p, 13 r); vs. Robert Morris 11/17/13 (10 p, 15 r); vs. UT Arlington 11/19/13 (22 p, 10 r); vs. Cleveland State 11/25/13 (15 p, 15 r); vs. Eastern Michigan 11/27/13 (14 p, 10 r)

**Double-double in six consecutive games** - Julius Randle (23p, 16r) vs. UNC Asheville, 11/8/13; (22p, 14r) vs. Northern Kentucky (11/10/13); vs. Michigan State 11/12/13 (27 p, 13 r); vs. Robert Morris 11/17/13 (10 p, 15 r); vs. UT Arlington 11/19/13 (22 p, 10 r); vs. Cleveland State 11/25/13 (15 p, 15 r); vs. Eastern Michigan 11/27/13 (14 p, 10 r)

**Double-double in seven consecutive games** - Julius Randle (23p, 16r) vs. UNC Asheville, 11/8/13; (22p, 14r) vs. Northern Kentucky (11/10/13); vs. Michigan State 11/12/13 (27 p, 13 r); vs. Robert Morris 11/17/13 (10 p, 15 r); vs. UT Arlington 11/19/13 (22 p, 10 r); vs. Cleveland State 11/25/13 (15 p, 15 r); vs. Eastern Michigan 11/27/13 (14 p, 10 r)

**Double-double in 10 consecutive games** - Jim Andrews, 1972-73 season

**Two players record double-doubles**- Willie Cauley-Stein (14 points, 10 rebounds); Julius Randle (22 points, 10 rebounds) vs. UT Arlington, 11/19/13

**Three players record double-doubles**- DeMarcus Cousins (19 points, 14 rebounds)/Patrick Patterson (19 points, 10 rebounds)/John Wall (18 points, 10 rebounds) at Mississippi State, 2/16/10

**Four players record double-doubles**- Jack Givens (30 points, 13 rebounds)/Kyle Macy (16 points, 10 assists)/Mike Phillips (22 points, 18 rebounds)/Rick Robey (23 points, 13 rebounds) vs. Southern Methodist, 11/26/77

**Five players record double-doubles**- Never

### FIELD GOALS

**Made 12 FG in a game** - Terrence Jones (12) vs. Oklahoma, 11/22/10

**Made 15 FG in a game** - Jodie Meeks (17) at Arkansas, 2/14/09

**Made 16 FG in a game** - Jodie Meeks (17) at Arkansas, 2/14/09

**Made 17 FG in a game** - Jodie Meeks (17) at Arkansas, 2/14/09

**Made 18 FG in a game** - Melvin Turpin (18) vs. Georgia 3/8/84

**Made 19 FG in a game** - Dan Issel (19) vs. Alabama 2/23/70

**Made 20 FG in a game** - Dan Issel (23) vs. Ole Miss 2/7/70

**Made 21 FG in a game** - Dan Issel (23) vs. Ole Miss 2/7/70

**Made 22 FG in a game** - Dan Issel (23) vs. Ole Miss 2/7/70

**Made 23 FG in a game** - Dan Issel (23) vs. Ole Miss 2/7/70

**Attempted 17 FG in a game** - James Young (17) at Arkansas (1/14/14)

**Attempted 18 FG in a game** - James Young (18) vs. Mississippi State (1/8/14)

**Attempted 19 FG in a game** - Kyle Wiltjer (19) at Ole Miss (1/29/13)

**Attempted 20 FG in a game** - Brandon Knight (23) vs. UConn, 4/2/11



**Attempted 25 FG in a game** - Jodie Meeks (27) vs. VMI, 11/14/08

### THREE-POINTERS

**Made 5 3-pointers in a game** - James Young (5) vs UT Arlington, 11/19/13

**Made 6 3-pointers in a game** - Kyle Wiltjer (7) vs. Lipscomb, 12/15/12

**Made 7 3-pointers in a game** - Kyle Wiltjer (7) vs. Lipscomb, 12/15/12

**Made 8 3-pointers in a game** - Eric Bledsoe (8) vs. East Tennessee State (NCAA Tournament), 3/18/10

**Made 9 3-pointers in a game** - Jodie Meeks (10) at Tennessee, 1/13/09

**Made 10 3-pointers in a game** - Jodie Meeks (10) at Tennessee, 1/13/09

**Made 11 3-pointers in a game** - Never

**Attempted 10 3-pointers in a game** - James Young (10) vs. Mississippi State, 1/8/14

**Attempted 15 3-pointers in a game** - Jodie Meeks (15) at Tennessee, 1/13/09

**Attempted 16 3-pointers in a game** - Derrick Miller (16) vs. LSU 2/15/90

**Attempted 17 3-pointers in a game** - Derrick Miller (19) vs. Kansas 12/6/89

**Attempted 18 3-pointers in a game** - Derrick Miller (19) vs. Kansas 12/6/89

**Attempted 19 3-pointers in a game** - Derrick Miller (19) vs. Kansas 12/6/89

**Made a 3-pointer in 10 straight games** - Julius Mays (18), 12/29/12-3/2/13

**Made a 3-pointer in 15 straight games** - Julius Mays (18), 12/29/12-3/2/13

**Made two 3-pointers in 10 straight games** - Jodie Meeks (16), 12/3/08-1/31/09

**Made three 3-pointers in 10 straight games** - Gerald Fitch (20) 1/14/03-3/23/03

**Made three 3-pointers in 15 straight games** - Gerald Fitch (20) 1/14/03-3/23/03

**Made three 3-pointers in 20 straight games** - Gerald Fitch (20) 1/14/03-3/23/03

**Made three 3-pointers in 25 straight games** - Keith Bogans (29) 3/14/02-2/26/03

### FREE THROWS

**Made 8 FT in a game** - Alex Poythress (8) vs. Texas A&M, 1/21/14

**Made 9 FT in a game** - Andrew Harrison (10) vs. Tennessee, 1/18/14

**Made 10 FT in a game** - Andrew Harrison (10) vs. Tennessee, 1/18/14

**Made 11 FT in a game** - Julius Randle (13) vs. Belmont, 12/21/13

**Made 12 FT in a game** - Julius Randle (13) vs. Belmont, 12/21/13

**Made 13 FT in a game** - Julius Randle (13) vs. Belmont, 12/21/13

**Made 14 FT in a game** - Jodie Meeks (14) at Tennessee, 1/13/09

**Made 15 FT in a game** - Rodrick Rhodes (16) vs. Ole Miss 1/18/95

**Made 16 FT in a game** - Rodrick Rhodes (16) vs. Ole Miss 1/18/95

**Made 17 FT in a game** - Dwight Anderson (18) vs. Mississippi State 2/12/79

**Made 18 FT in a game** - Dwight Anderson (18) vs. Mississippi State 2/12/79

**Attempted 10 FT in a game** - Andrew Harrison (10) vs. Tennessee, 1/18/14

**Attempted 15 FT in a game** - Julius Randle (19) vs. Belmont, 12/21/13

**Attempted 20 FT in a game** - Heshimu Evans (20) vs. Ole Miss 3/5/99

### REBOUNDS

**15 Rebs** - Julius Randle (15) vs. Cleveland State, 11/25/13

**16 Rebs** - Julius Randle (16) vs. UNC Asheville, 11/8/13

**20 Rebs** - Jared Prickett (20) vs. Arkansas 2/9/94

**25 Rebs** - Mike Phillips (28) vs. Tennessee 1/10/76

**30 Rebs** - Cotton Nash (30) vs. Ole Miss 2/8/64

**34 Rebs** - Bob Burrow (34) vs. Temple 12/10/55

**10+ Rebs in three consecutive games** - Julius Randle (3) at 1/8/14-1/14/14

**10+ Rebs in four consecutive games** - Julius Randle (7) at 11/8/13-11/27/13

**10+ Rebs in five consecutive games** - Julius Randle (7) at 11/8/13-11/27/13

**10+ Rebs in six consecutive games** - Julius Randle (7) at 11/8/13-11/27/13

**10+ Rebs in seven consecutive games** - Julius Randle (7) at 11/8/13-11/27/13

**10+ Rebs in eight consecutive games** - DeMarcus Cousins (9) 1/16/10 - 2/16/10

**10+ Rebs in nine consecutive games** - DeMarcus Cousins (9) 1/16/10 - 2/16/10

**Two players had 10 rebounds** - Julius Randle (14), James Young (10) vs. Mississippi State, 1/8/14

**Three players had 10 rebounds** - Michael Kidd-Gilchrist (19), Terrence Jones (11), Anthony Davis (10) vs. Louisville, 12/31/11

### ASSISTS

**8 Assists** - Ryan Harrow (8) at Auburn, 1/19/13

**9 Assists** - Archie Goodwin (9) vs. LIU Brooklyn, 11/23/12

**10 Assists** - Julius Mays (10) vs. Lafayette, 11/16/12

**11 Assists** - John Wall (11) vs. E. Tennessee St., 3/18/10

**12 Assists** - John Wall (16) vs. Hartford, 12/29/09

**13 Assists** - John Wall (16) vs. Hartford, 12/29/09

**14 Assists** - John Wall (16) vs. Hartford, 12/29/09

**15 Assists** - John Wall (16) vs. Hartford, 12/29/09

**16 Assists** - John Wall (16) vs. Hartford, 12/29/09

**5+ Assists in Four Consecutive Games** - John Wall (7) (2/27/10 to 3/27/10)

**8+ Assists in Two Consecutive Games** - Marquis Teague (3) (2/7/12 to 2/18/12)

### BLOCKS

**4 Blocks** - Willie Cauley-Stein (6) Georgia, 1/25/14

**5 Blocks** - Willie Cauley-Stein (6) Georgia, 1/25/14

**6 Blocks** - Willie Cauley-Stein (6) Georgia, 1/25/14

**7 Blocks** - Willie Cauley-Stein (9) vs. Boise State, 12/10/13

**8 Blocks** - Willie Cauley-Stein (9) vs. Boise State, 12/10/13

**9 Blocks** - Willie Cauley-Stein (9) vs. Boise State, 12/10/13

**10 Blocks** - Nerlens Noel (12) at Ole Miss, 1/29/13

**11 Blocks** - Nerlens Noel (12) at Ole Miss, 1/29/13

**12 Blocks** - Nerlens Noel (12) at Ole Miss, 1/29/13

### STEALS

**5 Steals** - Willie Cauley-Stein (6) Georgia, 1/25/14

**6 Steals** - Willie Cauley-Stein (6) Georgia, 1/25/14

**7 Steals** - Rajon Rondo (8) vs. Mississippi State, 2/19/05

**8 Steals** - Rajon Rondo (8) vs. Mississippi State, 2/19/05

### MINUTES

**Played every minute** - Anthony Davis (40) vs. Iowa State, 3/17/12

**Played 40+ minutes** - James Young (40) at Arkansas, 1/14/14

**Played over 50 minutes** - Patrick Patterson (50) vs. Vanderbilt, 1/12/08

### FOULS

**Technical Foul** - Team, vs. Vanderbilt, 1/11/14

**Fouled Out** - Willie Cauley-Stein at Arkansas, 1/14/14

**Two Players Fouled Out** - Alex Poythress and James Young at North Carolina, 12/14/13

**Three Players Fouled Out** - Archie Goodwin, Ryan Harrow, and Alex Poythress at Georgia, 3/7/13

**Four Players Fouled Out** - Terrence Jones, Josh Harrellson, Brandon Knight, Eloy Vargas, at UNC 12/4/10

## TEAM

**Started four freshmen** - Aaron Harrison, Andrew Harrison, Julius Randle, James Young vs. Georgia, 1/25/14

**Started five freshmen** - Aaron Harrison, Andrew Harrison, Marcus Lee, Julius Randle, James Young vs. Eastern Michigan, 11/27/13

**Scored 90 or More Points** - 93 vs. Belmont, 12/21/13 (W, 93-80)

**Scored 90 or More Points (SEC Game)** - 90 vs. Missouri, 2/23/13 (W, 90-83, OT)

**Scored 100 or More Points** - 105 vs. UT Arlington, 11/19/13 (W, 105-76)

**Scored 100 or More Points (SEC Game)** - 101 vs. Arkansas, 1/23/10 (W, 101-70)

**Scored 110 or More Points** - 115 vs. Tennessee State [NCAA First round], 12/30/02 (W, 115-87)

**Scored 110 or More Points (SEC Game)** - 120 vs. Vanderbilt, 2/7/96 (W, 120-81)

**Scored 120 or More Points** - 120 vs. Vanderbilt, 2/7/96 (W, 120-81)

**Scored 120 or More Points (SEC Game)** - 120 vs. Vanderbilt, 2/7/96 (W, 120-81)

**Scored 130 or More Points** - 143 vs. Georgia, 2/27/56 (W, 143-66)

**Scored 140 or More Points** - 143 vs. Georgia, 2/27/56 (W, 143-66)

**Scored 150 or More Points** - Never

**Scored Less than 50 Points** - 48 vs. Vanderbilt, 3/15/13 (L, 64-48)

**Allowed 90 or More Points** -90 by Indiana, 3/23/12 (W, 102-90)

**Allowed 90 or More Points (SEC Game)** - 90 by Georgia, 3/4/09 (L, 90-85)

**Allowed 100 or More Points** - 111 by VMI, 11/14/08 (L, 111-103)

**Allowed 100 or More Points (SEC Game)** - 101 by Arkansas, 2/10/93 (L, 101-94)

**Allowed Less Than 50 Points** - 49 vs. Robert Morris  
11/17/13, (W, 87-49)

**Allowed Less Than 50 Points (SEC)** - 49 vs. Georgia  
3/1/12, (W, 79-49)

**Shot 70% from the field** - .722 vs. Mississippi St., 2/15/86

**Shot 65% from the field** - .677 vs. LIU Brooklyn, 11/23/12

**Shot 30% or less from the field** - .296 vs. Baylor,  
12/1/12

**Allowed 50% shooting** - .500 vs. Vanderbilt, 1/11/14

**Allowed 60% shooting** - .640 by Florida, 3/4/07

**Allowed 20% or less shooting** - .200 by Central  
Arkansas, 11/6/07 (10-50)

**Allowed 30% or less shooting** - .232 vs. Robert Morris  
11/17/13 (16-69)

**Held opponent to zero 3-pointers** - at Auburn, 1/19/13  
(0-15)

**Shot 90% or Better from Free Throw Line** - 95.8 (23-24)  
vs. Tennessee (1/18/14)

**Shot 100% from Free Throw Line** - 11-11 vs. Florida,  
2/7/12

**Shot 50% or Less from Free Throw Line** - .500 vs.  
Vanderbilt, 3/15/13 (8-16)

**Attempted 40 FT** - at Arkansas (40), 1/14/14

**Attempted five or less FT** - vs. South Carolina (4)  
1/21/06

**Made 30 FT** - 30 vs. UNC Asheville (30-48) 11/8/13

**Hit 10 3-pointers** - 10 vs. E. Michigan, 1/2/13 (10-26)

**Hit 11 3-pointers** - 11 vs. Lafayette, 11/16/12 (11-19)

**Hit 12 3-pointers** - 15 vs. Georgia, 3/1/12 (15-27)

**Hit 13 3-pointers** - 15 vs. Georgia, 3/1/12 (15-27)

**Hit 14 3-pointers** - 15 vs. Georgia, 3/1/12 (15-27)

**Hit 15 3-pointers** - 15 vs. Georgia, 3/1/12 (15-27)

**Hit 16 3-pointers** - 16 vs. UNC-Asheville, 12/23/96 (16-33)

**Hit 17 3-pointers** - 20 vs. LSU, 3/4/95 (20-35)

**Hit 18 3-pointers** - 20 vs. LSU, 3/4/95 (20-35)

**Hit 19 3-pointers** - 20 vs. LSU, 3/4/95 (20-35)

**Hit 20 3-pointers** - 20 vs. LSU, 3/4/95 (20-35)

**Hit 21 3-pointers** - 21 vs. North Carolina, 12/27/89 (21-48)

**Hit 22 3-pointers** - Never

**Scored 100 Points in Two Consecutive Games** - 103  
vs. Wake Forest, 3/25/93 (W, 103-69) and 106 vs.  
Florida State, 3/27/93 (W, 106-81)

**Scored 100 Points in Three Consecutive Games** - 114  
vs. Portland State 12/16/77 (W, 114-88), 102 vs. St.  
John's 12/17/77 (W, 102-72), and 104 vs. Iona 12/23/77  
(W, 104-65)

**Scored 100 Points in Consecutive SEC Games** -  
143 vs. Georgia 2/27/56 (W, 143-66) and 101 vs.  
Tennessee 3/3/56 (W, 101-77)

**Won game by 50 points or more** - 52 vs. Eastern  
Michigan (W, 90-38) 1/2/13

**Won game by 60 points or more** - 62 vs. Vanderbilt (W,  
106-44) 3/5/03

**Won game by 70 points or more** - 74 vs. Tennessee-  
Martin (W, 124-50) 11/26/94

**Lost game by 30 points or more** - 30 at Tennessee (L,  
88-58) 2/16/13

**Lost game by 40 points or more** - 41 at Vanderbilt (L,  
93-52) 2/12/08

**Lost game by 50 points or more** - 55 at Kansas (L, 150-  
95) 12/9/89

**Lost game by 60 points or more** - 70 vs. Central (L,  
87-17) 1/28/1910

**Lost game by 70 points or more** - 70 vs. Central (L,  
87-17) 1/28/1910

**Game decided by one point** - at Indiana, 12/10/11 (L,  
73-72)

**Game decided by two points** - at Arkansas, 1/14/14  
(L, 87-85 OT)

**Game decided by three points** - at Louisville, 12/29/12  
(L, 80-77)

**Two consecutive games decided by one point** - vs.  
North Carolina (W, 73-72) 12/3/11 and at Indiana (L,  
73-72) 12/10/11

**Three consecutive games decided by one point** - Never

**Two consecutive games decided by two points** - at Ole  
Miss (L, 71-69) 2/1/11 and Florida (L, 70-68) 2/5/11

**Came back from 18-point deficit for win** - W, 72-70 vs.  
Miami Univ. (11/16/09); Trailed 36-18 (7:04 in 1st)

**Came back from 19-point deficit for win** - W, 80-77 vs.  
Florida (3/2/94); Trailed 33-14 (7:00 in 1st)

**Came back from 20-point deficit for win** - W, 99-95 at  
LSU (2/15/94); Trailed 68-37 (15:34 in 2nd)

**Came back from 30-point deficit for win** - W, 99-95 at  
LSU (2/15/94); Trailed 68-37 (15:34 in 2nd)

**Came back from 31-point deficit for win** - W, 99-95 at  
LSU (2/15/94); Trailed 68-37 (15:34 in 2nd)

**Pulled down 50 rebounds** - 50 (15-35) at Arkansas,  
1/14/14

**Pulled down 55 rebounds** - 56 (17-39) vs. Robert Morris,  
11/17/13

**Pulled down 60 rebounds** - 62 (19-43) vs. Morehead  
State, 12/16/96

**Played an Overtime Game** - at Arkansas, 1/14/14,  
(L, 87-85 OT)

**Won an Overtime Game** - vs. Missouri, 2/23/13,  
(W, 90-83 OT)

**Played an SEC Overtime Game** - at Arkansas, 1/14/14,  
(L, 87-85 OT)

**Won an SEC Overtime Game** - vs. Missouri, 2/23/13,  
(W, 90-83 OT)

**Lost an Overtime Game** - at Arkansas, 1/14/14,  
(L, 87-85 OT)

**Lost an SEC Overtime Game** - at Arkansas, 1/14/14,  
(L, 87-85 OT)

**Played Two Overtimes** - vs. Vanderbilt, 1/12/08  
(W, 79-73, 2ot)

**Played Three Overtimes** - vs. Temple 12/7/57 (W, 85-83)

**Played Four Overtimes** - Never played four overtime  
game

**Played consecutive games that went to overtime** -  
12/9/78 vs. Kansas (W, 67-66) and 12/16/78 vs. Indiana  
(L, 68-67)

## SPECIALTY STATS

PP - POINTS IN THE PAINT POT - POINTS OFF TURNOVERS  
 2ND - SECOND CHANCE POINTS BP - BENCH POINTS FB - FAST BREAK

Opponent	Result	PP	POT	2nd	BP	FB
UNC Asheville		32	2	6	9	0
at Kentucky	W, 89-57	50	20	25	34	8
Northern Kentucky		18	22	11	28	2
at Kentucky	W, 93-63	36	11	21	30	8
Michigan State		44	18	14	11	21
vs. Kentucky	L, 78-74	40	9	24	9	2
Robert Morris		16	14	14	21	0
at Kentucky	W, 87-49	36	10	16	29	14
UT Arlington		34	14	15	17	7
at Kentucky	W, 105-76	48	24	28	27	12
Cleveland State		22	9	18	4	4
at Kentucky	W, 68-61	28	17	17	19	8
E. Michigan		30	18	4	40	12
at Kentucky	W, 81-63	38	11	23	29	8
Providence		14	17	18	7	2
vs. Kentucky	W, 79-65	36	8	9	11	6
Baylor		38	7	14	7	14
vs. Kentucky	L, 67-62	26	12	6	2	0
Boise State		24	18	16	8	4
at Kentucky	W, 70-55	44	7	13	0	10
at North Carolina		38	22	12	11	14
Kentucky	L, 82-77	34	13	19	8	4
Belmont		34	14	10	20	8
at Kentucky	W, 93-80	52	12	17	12	6
Louisville		24	14	6	14	10
at Kentucky	W, 73-66	42	14	17	8	6
Mississippi State		36	8	7	29	16
at Kentucky	W, 85-63	46	19	17	26	10
at Vanderbilt		30	13	5	3	10
Kentucky	W, 71-62	36	18	15	19	2
at Arkansas		26	21	14	29	2
Kentucky	L, 87-85 OT	42	7	12	17	6
Tennessee		38	9	20	11	10
at Kentucky	W, 74-66	26	13	10	8	4
Texas A&M		32	12	4	13	12
at Kentucky	W, 68-51	30	12	15	25	4
Georgia		24	6	18	7	6
at Kentucky	W, 79-54	36	19	12	22	20
at LSU						
Kentucky						
at Missouri						
Kentucky						
Ole Miss						
at Kentucky						
at Mississippi St.						
Kentucky						
at Auburn						
Kentucky						
Florida						
at Kentucky						
at Ole Miss						
Kentucky						
LSU						
at Kentucky						
Arkansas						
at Kentucky						
at South Carolina						
Kentucky						
Alabama						
at Kentucky						
at Florida						
Kentucky						

## MISCELLANEOUS STATS

<b>Leading Scorer</b>	
Randle	6
Young	6
Aaron Harrison	4
Andrew Harrison	2
Cauley-Stein	1
Poythress	1
<b>Leading Rebounder</b>	
Randle	16
Cauley-Stein	4
Aa. Harrison	1
Johnson	1
Young	1
<b>Leader in Assists</b>	
Andrew Harrison	11
Aaron Harrison	4
Young	4
Randle	3
Hawkins	2
Poythress	1
<b>Charges Drawn</b>	
Opponents	12
Kentucky	0
<b>Dunks</b>	
Opponents	44
Kentucky	93
Cauley-Stein	25
Randle	22
Poythress	20
Young	12
Lee	6
Aaron Harrison	3
Johnson	3
Floreal	1
Willis	1
<b>20-Point Scoring Game</b>	
Opponents	12
Kentucky	15
Randle	6
Aaron Harrison	4
Young	4
Andrew Harrison	1
<b>30-Point Scoring Game</b>	
Opponents	0
Kentucky	0
<b>40-Point Scoring Game</b>	
Opponents	0
Kentucky	0
<b>Technical Fouls</b>	
Opponents	2
Kentucky	4
John Calipari	1
Willie Cauley-Stein	1
Aaron Harrison	1
Team	1
<b>Fouled Out</b>	
Opponents	12
Kentucky	5
Cauley-Stein	1
Andrew Harrison	1
Alex Poythress	1
Julius Randle	1
James Young	1
<b>Three-Point Plays</b>	
Opponents	10
Kentucky	30
Randle	11
Aaron Harrison	7
Andrew Harrison	6
Young	3
Cauley-Stein	2
Poythress	1
<b>Four-Point Plays</b>	
Opponents	0
Kentucky	0
<b>UK's First Substitution</b>	
Poythress	10
Johnson	8
Cauley-Stein	4
Hawkins	4
<b>Forced 5-Second Call</b>	
Opponents	0
Kentucky	0
<b>Forced Shot Clock Violations</b>	
Opponents	2
Kentucky	11
<b>10-Second Violations</b>	
Opponents	0
Kentucky	0
<b>3-Second Violations</b>	
Opponents	0
Kentucky	0
<b>Jump Balls Controlled</b>	
Opponents	4
Kentucky	16
Lee	5/5
Cauley-Stein	11/15
<b>First Score (3-Pointers)</b>	
Opponents	4
Kentucky	1
Andrew Harrison	1
<b>Runs of 10-0 or Better</b>	
Opponents	1
Kentucky	11

## KENTUCKY TEAM HIGHS/LOWS

		KENTUCKY	OPPONENT
Points First Half	High	48, vs. Northern Kentucky (11/10/13)	44, vs. Michigan State (11/12/13)
	Low	27, vs. Cleveland State (11/25/13)	20, vs. Robert Morris (11/17/13)
Points Second Half	High	63, vs. UT Arlington (11/19/13)	49, at North Carolina (12/14/13)
	Low	24, vs. Baylor (12/6/13)	23, vs. Mississippi State (1/8/14)
Total Points	High	105, vs. UT Arlington (11/19/13)	87, at Arkansas (1/14/14)
	Low	62, vs. Baylor (12/6/13)	49, vs. Robert Morris (11/17/13)
FG Made	High	35, vs. UT Arlington (11/19/13)	30, two times
	Low	19, vs. Cleveland State (11/25/13)	16, two times
FG Attempted	High	69, vs. UT Arlington (11/19/13)	69, three times
	Low	42, vs. Providence (12/1/13)	49, vs. Georgia (1/25/14)
FG Percentage	High	.643, vs. Providence (12/1/13)	.500, at Vanderbilt (1/11/14)
	Low	.358, vs. Cleveland State (11/25/13)	.232 vs. Robert Morris (11/17/13)
3-Pt. FG Made	High	8, two times	11, vs. Belmont (12/21/13)
	Low	3, five times	2, four times
3-Pt. FG Attempted	High	22, twice	35, vs. Northern Kentucky (11/10/13)
	Low	8, vs. Providence (12/1/13)	7, at North Carolina (12/14/13)
3-Pt. FG Percet.	High	.750, vs. Providence (12/1/13)	.526, vs. Providence (12/1/13)
	Low	.188, vs. E. Michigan (11/27/13)	.154, vs. Tennessee (1/18/14)
FT Made	High	30, vs. UNC Asheville (11/8/13)	29, at Arkansas (1/14/14)
	Low	12, twice	6, twice
FT Attempted	High	48, vs. UNC Asheville (11/8/13)	45, at North Carolina (12/14/13)
	Low	18, vs. Boise State (12/10/13)	6, vs. Boise State (12/10/13)
FT Percentage	High	.958, vs. Tennessee (1/18/14)	1.000, vs. Boise State (12/10/13)
	Low	.522, vs. Baylor (12/6/13)	.476, vs. UNC Asheville (11/8/13)
Off. Rebounds	High	20, vs. UT Arlington (11/19/13)	20, vs. Tennessee (1/18/14)
	Low	7, two times	5, at Vanderbilt (1/11/14)
Def. Rebounds	High	39, vs. Robert Morris (11/17/13)	24, vs. Louisville (12/28/13)
	Low	15, vs. Baylor (12/6/13)	12, vs. Providence (12/1/13)
Total Rebounds	High	56, vs. Robert Morris (11/17/13)	41, vs. Baylor (12/6/13)
	Low	24, vs. Tennessee (1/18/14)	23, vs. Northern Kentucky (11/10/13)
Assists	High	20, vs. Robert Morris (11/17/13)	19, vs. Belmont (12/21/13)
	Low	7, vs. Boise State (12/10/13)	5, vs. Boise State (12/10/13)
Blocked Shots	High	11, three times	6, two times
	Low	2, at Vanderbilt (1/11/14)	0, three times
Steals	High	9, two times	13, vs. Michigan State (11/12/13)
	Low	0, vs. Baylor (12/6/13)	1, vs. UNC Asheville (11/8/13)
Turnovers	High	20, vs. E. Michigan (11/27/13)	20, vs. Georgia (1/25/14)
	Low	7, two times	6, two times
Fouls	High	31, at Arkansas (1/14/14)	32, vs. UNC Asheville (11/8/13)
	Low	12, twice	16, at Vanderbilt (1/11/14)

**2013-14 UK Basketball**  
**Kentucky Combined Team Statistics (as of Jan 25, 2014)**  
**All games**

<b>RECORD:</b>	<b>OVERALL</b>	<b>HOME</b>	<b>AWAY</b>	<b>NEUTRAL</b>
ALL GAMES	15-4	13-0	1-2	1-2
CONFERENCE	5-1	4-0	1-1	0-0
NON-CONFERENCE	10-3	9-0	0-1	1-2

##	Player	gp-gs	min	avg	Total		3-Point		F-Throw		Rebounds				pf	dq	a	to	blk	stl	pts	avg
					fg-fga	fg%	3fg-fga	3fg%	ft-fa	ft%	off	def	tot	avg								
30	Randle, Julius	19-19	557	29.3	100-184	.543	2-11	.182	113-154	.734	74	125	199	10.5	45	1	33	60	15	5	315	16.6
01	Young, James	19-19	611	32.2	87-218	.399	42-127	.331	54-81	.667	25	58	83	4.4	36	1	38	37	4	17	270	14.2
02	Harrison, Aaron	19-19	551	29.0	84-182	.462	22-75	.293	71-91	.780	8	47	55	2.9	47	0	41	32	7	22	261	13.7
05	Harrison, Andrew	19-19	579	30.5	56-149	.376	18-48	.375	81-110	.736	13	46	59	3.1	59	1	68	48	3	7	211	11.1
15	Cauley-Stein, Willie	19-15	486	25.6	64-107	.598	0-0	.000	24-52	.462	54	75	129	6.8	49	1	16	18	64	25	152	8.0
22	Poythress, Alex	19-0	369	19.4	47-91	.516	4-15	.267	29-46	.630	39	65	104	5.5	38	1	13	19	18	3	127	6.7
44	Johnson, Dakari	18-0	193	10.7	28-49	.571	0-0	.000	16-35	.457	27	30	57	3.2	34	0	3	8	8	1	72	4.0
00	Lee, Marcus	14-4	99	7.1	17-26	.654	0-0	.000	7-16	.438	11	12	23	1.6	10	0	2	2	10	0	41	2.9
35	Willis, Derek	10-0	36	3.6	3-8	.375	1-5	.200	9-12	.750	1	8	9	0.9	0	0	0	3	0	1	16	1.6
04	Hood, Jon	6-0	22	3.7	2-5	.400	1-3	.333	4-4	1.000	0	1	1	0.2	2	0	5	2	0	2	9	1.5
25	Hawkins, Dominique	19-0	212	11.2	8-29	.276	2-15	.133	5-10	.500	5	14	19	1.0	28	0	12	6	1	4	23	1.2
24	Floreal, E.J.	2-0	3	1.5	1-1	1.000	0-0	.000	0-0	.000	0	1	1	0.5	1	0	0	0	1	1	2	1.0
03	Polson, Jarrod	14-0	107	7.6	5-11	.455	4-6	.667	0-0	.000	1	4	5	0.4	12	0	8	2	1	0	14	1.0
Team											25	37	62		1		3					
Total.....		19	3825		502-1060	.474	96-305	.315	413-611	.676	283	523	806	42.4	362	5	239	240	132	88	1513	79.6
Opponents.....		19	3825		440-1138	.387	99-327	.303	266-399	.667	240	358	598	31.5	462	16	198	219	48	111	1245	65.5

<b>TEAM STATISTICS</b>	<b>UK</b>	<b>OPP</b>	<b>Date</b>	<b>Opponent</b>	<b>Score</b>	<b>Att.</b>
SCORING	1513	1245	11/08/13	UNC ASHEVILLE	w 89-57	22413
Points per game	79.6	65.5	11/10/13	NORTHERN KENTUCKY	w 93-63	22925
Scoring margin	+14.1	-	11/12/13	vs Michigan State	L 74-78	22711
FIELD GOALS-ATT	502-1060	440-1138	2 11/17/13	ROBERT MORRIS	w 87-49	21600
Field goal pct	.474	.387	2 11/19/13	TEXAS-ARLINGTON	w 105-76	20305
3 POINT FG-ATT	96-305	99-327	2 11/25/13	CLEVELAND STATE	w 68-61	21067
3-point FG pct	.315	.303	2 11/27/13	EASTERN MICHIGAN	w 81-63	22721
3-pt FG made per game	5.1	5.2	3 12/01/13	vs Providence	w 79-65	8086
FREE THROWS-ATT	413-611	266-399	4 12/06/13	vs Baylor	L 62-67	12818
Free throw pct	.676	.667	12/10/13	BOISE STATE	w 70-55	21565
F-Throws made per game	21.7	14.0	12/14/13	at North Carolina	L 77-82	21750
REBOUNDS	806	598	12/21/13	BELMONT	w 93-80	24224
Rebounds per game	42.4	31.5	12/28/13	LOUISVILLE	w 73-66	24396
Rebounding margin	+10.9	-	* 01/08/14	MISSISSIPPI STATE	w 85-63	23638
ASSISTS	239	198	* 01/11/14	at Vanderbilt	w 71-62	14316
Assists per game	12.6	10.4	* 01/14/14	at Arkansas	Lot 85-87	18386
TURNOVERS	240	219	* 01/18/14	TENNESSEE	w 74-66	24246
Turnovers per game	12.6	11.5	* 01/21/14	TEXAS A&M	w 68-51	22634
Turnover margin	-1.1	-	* 01/25/14	GEORGIA	w 79-54	23367
Assist/turnover ratio	1.0	0.9				
STEALS	88	111				
Steals per game	4.6	5.8				
BLOCKS	132	48				
Blocks per game	6.9	2.5				
ATTENDANCE	295101	98067				
Home games-Avg/Game	13-22700	3-18151				
Neutral site-Avg/Game	-	3-14538				

1-Champions Classic (United Center; Chicago, Ill.);  
2-Keightley Classic (Rupp Arena; Lexington, Ky.);  
3-Barclays Center; Brooklyn, NY;  
4-Big 12/SEC Challenge (AT&T Stadium; Arlington, Texas);  
\* = Conference game

<b>Score by Periods</b>	<b>1st</b>	<b>2nd</b>	<b>OT</b>	<b>Totals</b>
Kentucky	709	793	11	1513
Opponents	612	620	13	1245

**2013-14 UK Basketball**  
**Kentucky Combined Team Statistics (as of Jan 25, 2014)**  
**Conference games**

<b>RECORD:</b>	<b>OVERALL</b>	<b>HOME</b>	<b>AWAY</b>	<b>NEUTRAL</b>
ALL GAMES	5-1	4-0	1-1	0-0
CONFERENCE	5-1	4-0	1-1	0-0
NON-CONFERENCE	0-0	0-0	0-0	0-0

##	Player	gp-gs	min	avg	Total		3-Point		F-Throw		Rebounds				pf	dq	a	to	blk	stl	pts	avg		
					fg-fga	fg%	3fg-fga	3fg%	ft-fa	ft%	off	def	tot	avg										
01	Young, James	6-6	205	34.2	32-75	.427	13-41	.317	14-21	.667	10	18	28	4.7	13	0	14	10	1	7	91	15.2		
30	Randle, Julius	6-6	172	28.7	25-51	.490	2-5	.400	28-36	.778	27	34	61	10.2	14	0	11	18	6	4	80	13.3		
02	Harrison, Aaron	6-6	161	26.8	20-44	.455	6-20	.300	24-30	.800	1	11	12	2.0	18	0	12	9	2	9	70	11.7		
05	Harrison, Andrew	6-6	202	33.7	20-57	.351	9-20	.450	17-20	.850	5	22	27	4.5	13	0	24	16	1	3	66	11.0		
22	Poythress, Alex	6-0	135	22.5	22-36	.611	0-4	.000	20-26	.769	7	20	27	4.5	12	0	5	9	10	0	64	10.7		
15	Cauley-Stein, Willie	6-6	128	21.3	16-31	.516	0-0	.000	6-15	.400	10	13	23	3.8	16	1	2	5	11	11	38	6.3		
44	Johnson, Dakari	6-0	76	12.7	12-16	.750	0-0	.000	5-12	.417	8	10	18	3.0	13	0	1	3	6	1	29	4.8		
03	Polson, Jarrod	6-0	61	10.2	4-9	.444	3-5	.600	0-0	.000	1	4	5	0.8	8	0	5	1	1	0	11	1.8		
00	Lee, Marcus	4-0	21	5.3	2-4	.500	0-0	.000	1-4	.250	1	1	2	0.5	2	0	1	0	1	0	5	1.3		
04	Hood, Jon	2-0	4	2.0	1-1	1.000	0-0	.000	0-0	.000	0	0	0	0.0	0	0	2	0	0	0	2	1.0		
35	Willis, Derek	3-0	15	5.0	1-4	.250	0-3	.000	0-0	.000	1	4	5	1.7	0	0	0	0	0	1	2	0.7		
25	Hawkins, Dominique	6-0	44	7.3	1-8	.125	0-4	.000	2-2	1.000	0	3	3	0.5	9	0	2	1	0	0	4	0.7		
24	Floreal, E.J.	1-0	1	1.0	0-0	.000	0-0	.000	0-0	.000	0	0	0	0.0	0	0	0	0	0	0	0	0.0		
Team											10	12	22											
Total.....		6	1225		156-336	.464	33-102	.324	117-166	.705	81	152	233	38.8	118	1	79	73	39	36	462	77.0		
Opponents.....		6	1225		133-334	.398	23-81	.284	94-141	.667	71	115	186	31.0	127	2	67	80	14	34	383	63.8		

<b>TEAM STATISTICS</b>	<b>UK</b>	<b>OPP</b>	<b>Date</b>	<b>Opponent</b>	<b>Score</b>	<b>Att.</b>
SCORING	462	383	* 01/08/14	MISSISSIPPI STATE	w 85-63	23638
Points per game	77.0	63.8	* 01/11/14	at Vanderbilt	w 71-62	14316
Scoring margin	+13.2	-	* 01/14/14	at Arkansas	Lot 85-87	18386
FIELD GOALS-ATT	156-336	133-334	* 01/18/14	TENNESSEE	w 74-66	24246
Field goal pct	.464	.398	* 01/21/14	TEXAS A&M	w 68-51	22634
3 POINT FG-ATT	33-102	23-81	* 01/25/14	GEORGIA	w 79-54	23367
3-point FG pct	.324	.284	1-Champions Classic (United Center; Chicago, Ill.);			
3-pt FG made per game	5.5	3.8	2-Keightley Classic (Rupp Arena; Lexington, Ky.);			
FREE THROWS-ATT	117-166	94-141	3-Barclays Center; Brooklyn, NY;			
Free throw pct	.705	.667	4-Big 12/SEC Challenge (AT&T Stadium; Arlington, Texas);			
F-Throws made per game	19.5	15.7	* = Conference game			
REBOUNDS	233	186				
Rebounds per game	38.8	31.0				
Rebounding margin	+7.8	-				
ASSISTS	79	67				
Assists per game	13.2	11.2				
TURNOVERS	73	80				
Turnovers per game	12.2	13.3				
Turnover margin	+1.2	-				
Assist/turnover ratio	1.1	0.8				
STEALS	36	34				
Steals per game	6.0	5.7				
BLOCKS	39	14				
Blocks per game	6.5	2.3				
ATTENDANCE	93885	32702				
Home games-Avg/Game	4-23471	2-16351				
Neutral site-Avg/Game	-	0-0				

<b>Score by Periods</b>	<b>1st</b>	<b>2nd</b>	<b>OT</b>	<b>Totals</b>
Kentucky	210	241	11	462
Opponents	186	184	13	383

**2013-14 UK Basketball**  
**Kentucky Combined Team Statistics (as of Jan 25, 2014)**  
**Last Five**

<b>RECORD:</b>	<b>OVERALL</b>	<b>HOME</b>	<b>AWAY</b>	<b>NEUTRAL</b>
ALL GAMES	4-1	3-0	1-1	0-0
CONFERENCE	4-1	3-0	1-1	0-0
NON-CONFERENCE	0-0	0-0	0-0	0-0

##	Player	gp-gs	min	avg	Total		3-Point		F-Throw		Rebounds				pf	dq	a	to	blk	stl	pts	avg
					fg-fga	fg%	3fg-fga	3fg%	ft-fa	ft%	off	def	tot	avg								
30	Randle, Julius	5-5	151	30.2	22-44	.500	2-4	.500	26-32	.813	21	26	47	9.4	11	0	10	17	6	4	72	14.4
02	Harrison, Aaron	5-5	138	27.6	19-39	.487	6-17	.353	21-25	.840	1	9	10	2.0	14	0	9	6	2	7	65	13.0
01	Young, James	5-5	170	34.0	24-57	.421	10-31	.323	7-12	.583	5	13	18	3.6	11	0	9	8	0	5	65	13.0
05	Harrison, Andrew	5-5	172	34.4	18-50	.360	8-17	.471	14-16	.875	5	20	25	5.0	11	0	22	12	1	3	58	11.6
22	Poythress, Alex	5-0	113	22.6	17-30	.567	0-4	.000	18-24	.750	6	17	23	4.6	10	0	3	7	7	0	52	10.4
15	Cauley-Stein, Willie	5-5	103	20.6	11-25	.440	0-0	.000	4-10	.400	8	11	19	3.8	14	1	1	5	9	10	26	5.2
44	Johnson, Dakari	5-0	68	13.6	8-12	.667	0-0	.000	5-10	.500	7	10	17	3.4	12	0	1	3	6	1	21	4.2
03	Polson, Jarrod	5-0	59	11.8	4-9	.444	3-5	.600	0-0	.000	1	4	5	1.0	8	0	5	1	1	0	11	2.2
04	Hood, Jon	1-0	2	2.0	1-1	1.000	0-0	.000	0-0	.000	0	0	0	0.0	0	0	1	0	0	0	2	2.0
35	Willis, Derek	2-0	12	6.0	1-3	.333	0-2	.000	0-0	.000	1	3	4	2.0	0	0	0	0	0	1	2	1.0
00	Lee, Marcus	3-0	16	5.3	1-2	.500	0-0	.000	1-4	.250	1	1	2	0.7	2	0	0	0	0	0	3	1.0
25	Hawkins, Dominique	5-0	21	4.2	0-3	.000	0-2	.000	0-0	.000	0	1	1	0.2	6	0	0	1	0	0	0	0.0
Team											8	10	18				1					
Total.....		5	1025		126-275	.458	29-82	.354	96-133	.722	64	125	189	37.8	99	1	61	61	32	31	377	75.4
Opponents.....		5	1025		110-277	.397	20-70	.286	80-123	.650	62	96	158	31.6	105	1	55	65	14	26	320	64.0

<b>TEAM STATISTICS</b>	<b>UK</b>	<b>OPP</b>	<b>Date</b>	<b>Opponent</b>	<b>Score</b>	<b>Att.</b>
SCORING	377	320	* 01/11/14	at Vanderbilt	w 71-62	14316
Points per game	75.4	64.0	* 01/14/14	at Arkansas	Lot 85-87	18386
Scoring margin	+11.4	-	* 01/18/14	TENNESSEE	w 74-66	24246
FIELD GOALS-ATT	126-275	110-277	* 01/21/14	TEXAS A&M	w 68-51	22634
Field goal pct	.458	.397	* 01/25/14	GEORGIA	w 79-54	23367
3 POINT FG-ATT	29-82	20-70	1-Champions Classic (United Center; Chicago, Ill.);			
3-point FG pct	.354	.286	2-Keightley Classic (Rupp Arena; Lexington, Ky.);			
3-pt FG made per game	5.8	4.0	3-Barclays Center; Brooklyn, NY;			
FREE THROWS-ATT	96-133	80-123	4-Big 12/SEC Challenge (AT&T Stadium; Arlington, Texas);			
Free throw pct	.722	.650	* = Conference game			
F-Throws made per game	19.2	16.0				
REBOUNDS	189	158				
Rebounds per game	37.8	31.6				
Rebounding margin	+6.2	-				
ASSISTS	61	55				
Assists per game	12.2	11.0				
TURNOVERS	61	65				
Turnovers per game	12.2	13.0				
Turnover margin	+0.8	-				
Assist/turnover ratio	1.0	0.8				
STEALS	31	26				
Steals per game	6.2	5.2				
BLOCKS	32	14				
Blocks per game	6.4	2.8				
ATTENDANCE	70247	32702				
Home games-Avg/Game	3-23416	2-16351				
Neutral site-Avg/Game	-	0-0				

<b>Score by Periods</b>	<b>1st</b>	<b>2nd</b>	<b>OT</b>	<b>Totals</b>
Kentucky	173	193	11	377
Opponents	146	161	13	320

**2013-14 UK Basketball**  
**Kentucky Team Game-by-Game (as of Jan 25, 2014)**  
**All games**

TEAM STATISTICS

Opponent	Date	Score	W	Total		3-Pointers		Free throws		Rebounds				pf	a	t/o	blk	stl	pts	avg
				fg-fga	pct	3fg-fga	pct	ft-fa	pct	off	def	tot	avg							
UNC ASHEVILLE	11/08/13	89-57	W	28-60	.467	3-11	.273	30-48	.625	19	30	49	49.0	20	12	7	6	8	89	89.0
NORTHERN KENTUCKY	11/10/13	93-63	W	30-55	.545	7-22	.318	26-38	.684	16	35	51	50.0	14	12	12	5	3	93	91.0
vs Michigan State	11/12/13	74-78	L	25-55	.455	4-20	.200	20-36	.556	18	26	44	48.0	19	8	17	6	1	74	85.3
ROBERT MORRIS	11/17/13	87-49	W	28-57	.491	7-19	.368	24-34	.706	17	39	56	50.0	19	20	15	11	9	87	85.8
TEXAS-ARLINGTON	11/19/13	105-76	W	35-69	.507	8-19	.421	27-39	.692	20	26	46	49.2	21	18	8	8	7	105	89.6
CLEVELAND STATE	11/25/13	68-61	W	19-53	.358	3-14	.214	27-35	.771	18	24	42	48.0	17	10	11	7	2	68	86.0
EASTERN MICHIGAN	11/27/13	81-63	W	25-58	.431	3-16	.188	28-40	.700	19	33	52	48.6	17	11	20	9	3	81	85.3
vs Providence	12/01/13	79-65	W	27-42	.643	6-8	.750	19-25	.760	7	28	35	46.9	22	12	14	11	3	79	84.5
vs Baylor	12/06/13	62-67	L	21-50	.420	8-17	.471	12-23	.522	10	15	25	44.4	16	19	9	5	0	62	82.0
BOISE STATE	12/10/13	70-55	W	27-51	.529	4-17	.235	12-18	.667	11	32	43	44.3	12	7	19	10	4	70	80.8
at North Carolina	12/14/13	77-82	L	22-54	.407	4-12	.333	29-43	.674	17	27	44	44.3	31	9	17	7	7	77	80.5
BELMONT	12/21/13	93-80	W	32-58	.552	3-14	.214	26-36	.722	13	29	42	44.1	17	14	7	4	2	93	81.5
LOUISVILLE	12/28/13	73-66	W	27-62	.435	3-14	.214	16-30	.533	17	27	44	44.1	19	8	11	4	3	73	80.8
MISSISSIPPI STATE	01/08/14	85-63	W	30-61	.492	4-20	.200	21-33	.636	17	27	44	44.1	19	18	12	7	5	85	81.1
at Vanderbilt	01/11/14	71-62	W	26-61	.426	6-22	.273	13-22	.591	18	23	41	43.9	12	11	10	2	7	71	80.5
at Arkansas	01/14/14	85-87	Lot	27-56	.482	5-11	.455	26-40	.650	15	35	50	44.2	31	11	17	8	3	85	80.8
TENNESSEE	01/18/14	74-66	W	22-50	.440	7-16	.438	23-24	.958	7	17	24	43.1	17	11	8	4	6	74	80.4
TEXAS A&M	01/21/14	68-51	W	22-50	.440	6-21	.286	18-27	.667	12	30	42	43.0	20	12	15	7	6	68	79.7
GEORGIA	01/25/14	79-54	W	29-58	.500	5-12	.417	16-20	.800	12	20	32	42.4	19	16	11	11	9	79	79.6
Kentucky		1513		502-1060	.474	96-305	.315	413-611	.676	283	523	806	42.4	362	239	240	132	88	1513	79.6
Opponents		1245		440-1138	.387	99-327	.303	266-399	.667	240	358	598	31.5	462	198	219	48	111	1245	65.5

Games played: 19  
Points/game: 79.6  
FG Pct: 47.4  
3FG Pct: 31.5  
FT Pct: 67.6

Rebounds/game: 42.4  
Assists/game: 12.6  
Turnovers/game: 12.6  
Assist/turnover ratio: 1.0  
Steals/game: 4.6  
Blocks/game: 6.9



**2013-14 UK Basketball**  
**Kentucky Opponent Game-by-Game (as of Jan 25, 2014)**  
**All games**

OPPONENT STATISTICS

Opponent	Date	Score		Total		3-Pointers		Free throws		Rebounds				pf	a	t/o	blk	stl	pts	avg
				fg-fga	pct	3fg-fga	pct	ft-fa	pct	off	def	tot	avg							
UNC ASHEVILLE	11/08/13	89-57	W	22-57	.386	3-13	.231	10-21	.476	11	20	31	31.0	32	9	15	3	1	57	57.0
NORTHERN KENTUCKY	11/10/13	93-63	W	21-64	.328	9-35	.257	12-15	.800	9	14	23	27.0	25	7	7	0	2	63	60.0
vs Michigan State	11/12/13	74-78	L	30-63	.476	5-12	.417	13-17	.765	10	22	32	28.7	27	17	7	3	13	78	66.0
ROBERT MORRIS	11/17/13	87-49	W	16-69	.232	6-23	.261	11-20	.550	18	15	33	29.8	26	6	14	1	4	49	61.8
TEXAS-ARLINGTON	11/19/13	105-76	W	26-63	.413	8-19	.421	16-22	.727	15	19	34	30.6	29	9	16	0	3	76	64.6
CLEVELAND STATE	11/25/13	68-61	W	21-59	.356	5-15	.333	14-15	.933	14	21	35	31.3	28	10	11	1	7	61	64.0
EASTERN MICHIGAN	11/27/13	81-63	W	24-66	.364	4-19	.211	11-17	.647	12	21	33	31.6	31	9	13	4	9	63	63.9
vs Providence	12/01/13	79-65	W	19-61	.311	10-19	.526	17-23	.739	18	12	30	31.4	22	8	6	3	5	65	64.0
vs Baylor	12/06/13	62-67	L	26-55	.473	2-11	.182	13-22	.591	18	23	41	32.4	18	14	13	6	4	67	64.3
BOISE STATE	12/10/13	70-55	W	22-69	.319	5-17	.294	6-6	1.000	14	13	27	31.9	17	5	8	1	8	55	63.4
at North Carolina	12/14/13	77-82	L	27-56	.482	2-7	.286	26-45	.578	12	20	32	31.9	26	10	9	6	10	82	65.1
BELMONT	12/21/13	93-80	W	30-64	.469	11-30	.367	9-13	.692	6	19	25	31.3	29	19	7	1	5	80	66.3
LOUISVILLE	12/28/13	73-66	W	23-58	.397	6-26	.231	14-22	.636	12	24	36	31.7	25	8	13	5	6	66	66.3
MISSISSIPPI STATE	01/08/14	85-63	W	23-57	.404	3-11	.273	14-18	.778	9	19	28	31.4	22	12	15	0	8	63	66.1
at Vanderbilt	01/11/14	71-62	W	25-50	.500	6-20	.300	6-10	.600	5	23	28	31.2	16	18	16	4	3	62	65.8
at Arkansas	01/14/14	85-87	Lot	26-69	.377	6-21	.286	29-41	.707	14	18	32	31.3	29	12	6	5	10	87	67.1
TENNESSEE	01/18/14	74-66	W	24-58	.414	2-13	.154	16-23	.696	20	19	39	31.7	20	10	12	1	4	66	67.1
TEXAS A&M	01/21/14	68-51	W	19-51	.373	2-8	.250	11-21	.524	6	18	24	31.3	23	6	11	2	6	51	66.2
GEORGIA	01/25/14	79-54	W	16-49	.327	4-8	.500	18-28	.643	17	18	35	31.5	17	9	20	2	3	54	65.5
Opponents		1245		440-1138	.387	99-327	.303	266-399	.667	240	358	598	31.5	462	198	219	48	111	1245	65.5
Kentucky		1513		502-1060	.474	96-305	.315	413-611	.676	283	523	806	42.4	362	239	240	132	88	1513	79.6

Games played: 19  
Points/game: 65.5  
FG Pct: 38.7  
3FG Pct: 30.3  
FT Pct: 66.7

Rebounds/game: 31.5  
Assists/game: 10.4  
Turnovers/game: 11.5  
Assist/turnover ratio: 0.9  
Steals/game: 5.8  
Blocks/game: 2.5

**2013-14 UK Basketball**  
**Kentucky Team Game-by-Game Comparison (as of Jan 25, 2014)**  
**All games**

Opponent	1st	2nd	Score	Mar	Total FG	FG Pct	3-Pointers	3FG Pct	Free Throws	FT Pct	Rebounds	Assist	T/Over	Block	Steal	Fouls
UNC ASHEVILLE	41/31	48/26	89-57	+32	28-60/22-57	.467/.386	3-11/3-13	.273/.231	30-48/10-21	.625/.476	49/31 +18	12/9	7/15	6/3	8/1	20/32
NORTHERN KENTUCKY	48/22	45/41	93-63	+30	30-55/21-64	.545/.328	7-22/9-35	.318/.257	26-38/12-15	.684/.800	51/23 +28	12/7	12/7	5/0	3/2	14/25
Michigan State	32/44	42/34	74-78	(4)	25-55/30-63	.455/.476	4-20/5-12	.200/.417	20-36/13-17	.556/.765	44/32 +12	8/17	17/7	6/3	1/13	19/27
ROBERT MORRIS	44/20	43/29	87-49	+38	28-57/16-69	.491/.232	7-19/6-23	.368/.261	24-34/11-20	.706/.550	56/33 +23	20/6	15/14	11/1	9/4	19/26
TEXAS-ARLINGTON	42/33	63/43	105-76	+29	35-69/26-63	.507/.413	8-19/8-19	.421/.421	27-39/16-22	.692/.727	46/34 +12	18/9	8/16	8/0	7/3	21/29
CLEVELAND STATE	27/31	41/30	68-61	+7	19-53/21-59	.358/.356	3-14/5-15	.214/.333	27-35/14-15	.771/.933	42/35 +7	10/10	11/11	7/1	2/7	17/28
EASTERN MICHIGAN	35/32	46/31	81-63	+18	25-58/24-66	.431/.364	3-16/4-19	.188/.211	28-40/11-17	.700/.647	52/33 +19	11/9	20/13	9/4	3/9	17/31
Providence	39/35	40/30	79-65	+14	27-42/19-61	.643/.311	6-8/10-19	.750/.526	19-25/17-23	.760/.739	35/30 +5	12/8	14/6	11/3	3/5	22/22
Baylor	38/35	24/32	62-67	(5)	21-50/26-55	.420/.473	8-17/2-11	.471/.182	12-23/13-22	.522/.591	25/41 (16)	19/14	9/13	5/6	0/4	16/18
BOISE STATE	41/31	29/24	70-55	+15	27-51/22-69	.529/.319	4-17/5-17	.235/.294	12-18/6-6	.667/1000	43/27 +16	7/5	19/8	10/1	4/8	12/17
North Carolina	30/33	47/49	77-82	(5)	22-54/27-56	.407/.482	4-12/2-7	.333/.286	29-43/26-45	.674/.578	44/32 +12	9/10	17/9	7/6	7/10	31/26
BELMONT	41/43	52/37	93-80	+13	32-58/30-64	.552/.469	3-14/11-30	.214/.367	26-36/9-13	.722/.692	42/25 +17	14/19	7/7	4/1	2/5	17/29
LOUISVILLE	41/36	32/30	73-66	+7	27-62/23-58	.435/.397	3-14/6-26	.214/.231	16-30/14-22	.533/.636	44/36 +8	8/8	11/13	4/5	3/6	19/25
MISSISSIPPI STATE	37/40	48/23	85-63	+22	30-61/23-57	.492/.404	4-20/3-11	.200/.273	21-33/14-18	.636/.778	44/28 +16	18/12	12/15	7/0	5/8	19/22
Vanderbilt	30/22	41/40	71-62	+9	26-61/25-50	.426/.500	6-22/6-20	.273/.300	13-22/6-10	.591/.600	41/28 +13	11/18	10/16	2/4	7/3	12/16
Arkansas	41/43	33/31	85-87	(2)	27-56/26-69	.482/.377	5-11/6-21	.455/.286	26-40/29-41	.650/.707	50/32 +18	11/12	17/6	8/5	3/10	31/29
TENNESSEE	34/32	40/34	74-66	+8	22-50/24-58	.440/.414	7-16/2-13	.438/.154	23-24/16-23	.958/.696	24/39 (15)	11/10	8/12	4/1	6/4	17/20
TEXAS A&M	34/27	34/24	68-51	+17	22-50/19-51	.440/.373	6-21/2-8	.286/.250	18-27/11-21	.667/.524	42/24 +18	12/6	15/11	7/2	6/6	20/23
GEORGIA	34/22	45/32	79-54	+25	29-58/16-49	.500/.327	5-12/4-8	.417/.500	16-20/18-28	.800/.643	32/35 (3)	16/9	11/20	11/2	9/3	19/17

Note: Game totals are displayed in the format TEAM/OPPONENT for each category

**2013-14 UK Basketball**  
**Kentucky Team Game-by-Game Comparison (as of Jan 25, 2014)**  
**All games -- 1st half only**

Opponent	1st	2nd	Score	Mar	Total FG	FG Pct	3-Pointers	3FG Pct	Free Throws	FT Pct	Rebounds	Assist	T/Over	Block	Steal	Fouls
UNC ASHEVILLE	41/31	48/26	89-57	+32	11-29/12-29	.379/.414	2-6/2-7	.333/.286	17-31/5-11	.548/.455	24/19 +5	4/5	4/10	4/1	3/1	12/19
NORTHERN KENTUCKY	48/22	45/41	93-63	+30	18-33/9-31	.545/.290	5-13/3-18	.385/.167	7-12/1-3	.583/.333	29/12 +17	9/3	4/4	2/0	0/1	4/8
Michigan State	32/44	42/34	74-78	(4)	11-27/18-31	.407/.581	4-11/3-6	.364/.500	6-10/5-5	.600/1000	16/16 -	4/10	9/5	2/1	1/7	7/11
ROBERT MORRIS	44/20	43/29	87-49	+38	13-30/6-30	.433/.200	4-12/2-7	.333/.286	14-16/6-10	.875/.600	29/14 +15	8/3	10/9	5/0	6/3	9/13
TEXAS-ARLINGTON	42/33	63/43	105-76	+29	16-34/13-32	.471/.406	3-9/4-8	.333/.500	7-9/3-4	.778/.750	17/21 (4)	8/6	4/10	5/0	4/2	7/10
CLEVELAND STATE	27/31	41/30	68-61	+7	7-26/11-32	.269/.344	0-6/1-6	.000/.167	13-18/8-9	.722/.889	22/20 +2	3/5	7/5	6/1	1/5	8/13
EASTERN MICHIGAN	35/32	46/31	81-63	+18	10-23/12-31	.435/.387	1-8/2-8	.125/.250	14-21/6-9	.667/.667	21/16 +5	4/5	11/7	4/2	1/6	9/18
Providence	39/35	40/30	79-65	+14	16-26/11-33	.615/.333	4-5/6-8	.800/.750	3-6/7-11	.500/.636	20/16 +4	7/6	7/1	6/3	0/3	8/7
Baylor	38/35	24/32	62-67	(5)	14-30/15-29	.467/.517	6-10/2-7	.600/.286	4-10/3-5	.400/.600	15/18 (3)	12/8	3/7	3/4	0/1	5/6
BOISE STATE	41/31	29/24	70-55	+15	17-31/14-34	.548/.412	4-13/3-9	.308/.333	3-7/0-0	.429/.000	23/12 +11	5/4	9/5	5/0	2/4	4/6
North Carolina	30/33	47/49	77-82	(5)	10-25/10-26	.400/.385	1-5/1-3	.200/.333	9-17/12-21	.529/.571	25/14 +11	4/5	10/4	5/3	3/6	15/11
BELMONT	41/43	52/37	93-80	+13	16-33/17-36	.485/.472	2-10/7-18	.200/.389	7-12/2-2	.583/1000	22/19 +3	7/11	4/3	2/1	0/3	7/13
LOUISVILLE	41/36	32/30	73-66	+7	15-35/14-30	.429/.467	2-9/4-14	.222/.286	9-16/4-5	.563/.800	25/14 +11	3/5	7/6	2/2	2/3	7/12
MISSISSIPPI STATE	37/40	48/23	85-63	+22	13-35/15-34	.371/.441	2-14/2-6	.143/.333	9-14/8-8	.643/1000	25/17 +8	6/6	8/7	5/0	2/5	8/10
Vanderbilt	30/22	41/40	71-62	+9	10-28/10-26	.357/.385	3-10/2-10	.300/.200	7-8/0-4	.875/.000	23/15 +8	4/8	6/7	1/2	3/0	8/5
Arkansas	41/43	33/31	85-87	(2)	13-19/13-36	.684/.361	2-4/4-11	.500/.364	13-22/13-16	.591/.813	21/13 +8	6/6	10/2	3/0	1/7	13/15
TENNESSEE	34/32	40/34	74-66	+8	11-26/14-33	.423/.424	5-12/1-7	.417/.143	7-7/3-4	1000/.750	10/23 (13)	7/6	5/7	3/1	3/2	6/8
TEXAS A&M	34/27	34/24	68-51	+17	11-27/11-26	.407/.423	5-15/1-4	.333/.250	7-12/4-7	.583/.571	19/14 +5	8/4	8/9	4/2	4/3	8/12
GEORGIA	34/22	45/32	79-54	+25	12-25/7-24	.480/.292	3-8/2-4	.375/.500	7-8/6-9	.875/.667	14/17 (3)	7/3	6/10	6/1	6/3	8/7

Note: Game totals are displayed in the format TEAM/OPPONENT for each category

**2013-14 UK Basketball**  
**Kentucky Team Game-by-Game Comparison (as of Jan 25, 2014)**  
**All games -- 2nd half only**

Opponent	1st	2nd	Score	Mar	Total FG	FG Pct	3-Pointers	3FG Pct	Free Throws	FT Pct	Rebounds	Assist	T/Over	Block	Steal	Fouls
UNC ASHEVILLE	41/31	48/26	89-57	+32	17-31/10-28	.548/.357	1-5/1-6	.200/.167	13-17/5-10	.765/.500	25/12 +13	8/4	3/5	2/2	5/0	8/13
NORTHERN KENTUCKY	48/22	45/41	93-63	+30	12-22/12-33	.545/.364	2-9/6-17	.222/.353	19-26/11-12	.731/.917	22/11 +11	3/4	8/3	3/0	3/1	10/17
Michigan State	32/44	42/34	74-78	(4)	14-28/12-32	.500/.375	0-9/2-6	.000/.333	14-26/8-12	.538/.667	28/16 +12	4/7	8/2	4/2	0/6	12/16
ROBERT MORRIS	44/20	43/29	87-49	+38	15-27/10-39	.556/.256	3-7/4-16	.429/.250	10-18/5-10	.556/.500	27/19 +8	12/3	5/5	6/1	3/1	10/13
TEXAS-ARLINGTON	42/33	63/43	105-76	+29	19-35/13-31	.543/.419	5-10/4-11	.500/.364	20-30/13-18	.667/.722	29/13 +16	10/3	4/6	3/0	3/1	14/19
CLEVELAND STATE	27/31	41/30	68-61	+7	12-27/10-27	.444/.370	3-8/4-9	.375/.444	14-17/6-6	.824/1000	20/15 +5	7/5	4/6	1/0	1/2	9/15
EASTERN MICHIGAN	35/32	46/31	81-63	+18	15-35/12-35	.429/.343	2-8/2-11	.250/.182	14-19/5-8	.737/.625	31/17 +14	7/4	9/6	5/2	2/3	8/13
Providence	39/35	40/30	79-65	+14	11-16/8-28	.688/.286	2-3/4-11	.667/.364	16-19/10-12	.842/.833	15/14 +1	5/2	7/5	5/0	3/2	14/15
Baylor	38/35	24/32	62-67	(5)	7-20/11-26	.350/.423	2-7/0-4	.286/.000	8-13/10-17	.615/.588	10/23 (13)	7/6	6/6	2/2	0/3	11/12
BOISE STATE	41/31	29/24	70-55	+15	10-20/8-35	.500/.229	0-4/2-8	.000/.250	9-11/6-6	.818/1000	20/15 +5	2/1	10/3	5/1	2/4	8/11
North Carolina	30/33	47/49	77-82	(5)	12-29/17-30	.414/.567	3-7/1-4	.429/.250	20-26/14-24	.769/.583	19/18 +1	5/5	7/5	2/3	4/4	16/15
BELMONT	41/43	52/37	93-80	+13	16-25/13-28	.640/.464	1-4/4-12	.250/.333	19-24/7-11	.792/.636	20/6 +14	7/8	3/4	2/0	2/2	10/16
LOUISVILLE	41/36	32/30	73-66	+7	12-27/9-28	.444/.321	1-5/2-12	.200/.167	7-14/10-17	.500/.588	19/22 (3)	5/3	4/7	2/3	1/3	12/13
MISSISSIPPI STATE	37/40	48/23	85-63	+22	17-26/8-23	.654/.348	2-6/1-5	.333/.200	12-19/6-10	.632/.600	19/11 +8	12/6	4/8	2/0	3/3	11/12
Vanderbilt	30/22	41/40	71-62	+9	16-33/15-24	.485/.625	3-12/4-10	.250/.400	6-14/6-6	.429/1000	18/13 +5	7/10	4/9	1/2	4/3	4/11
Arkansas	41/43	33/31	85-87	(2)	11-30/10-26	.367/.385	2-5/2-8	.400/.250	9-14/9-17	.643/.529	25/16 +9	4/6	4/4	5/5	2/2	14/12
TENNESSEE	34/32	40/34	74-66	+8	11-24/10-25	.458/.400	2-4/1-6	.500/.167	16-17/13-19	.941/.684	14/16 (2)	4/4	3/5	1/0	3/2	11/12
TEXAS A&M	34/27	34/24	68-51	+17	11-23/8-25	.478/.320	1-6/1-4	.167/.250	11-15/7-14	.733/.500	23/10 +13	4/2	7/2	3/0	2/3	12/11
GEORGIA	34/22	45/32	79-54	+25	17-33/9-25	.515/.360	2-4/2-4	.500/.500	9-12/12-19	.750/.632	18/18 -	9/6	5/10	5/1	3/0	11/10

Note: Game totals are displayed in the format TEAM/OPPONENT for each category

**2013-14 UK Basketball**  
**Kentucky Individual Game-by-Game (as of Jan 25, 2014)**  
**All games**

**#00 Lee, Marcus**

Opponent	Date	gs	min	Total		3-Pointers		Free throws		Rebounds				pf	a	t/o	blk	stl	pts	avg
				fg-fga	pct	3fg-fga	pct	ft-fa	pct	off	def	tot	avg							
UNC ASHEVILLE	11/08/13		15	7-8	.875	0-0	.000	3-7	.429	1	0	1	1.0	1	0	0	0	0	17	17.0
NORTHERN KENTUCKY	11/10/13		14	1-2	.500	0-0	.000	1-2	.500	3	3	6	3.5	0	0	1	2	0	3	10.0
vs Michigan State	11/12/13		1	0-0	.000	0-0	.000	0-0	.000	0	1	1	2.7	0	0	0	0	0	0	6.7
ROBERT MORRIS	11/17/13	*	10	1-1	1.000	0-0	.000	0-0	.000	2	1	3	2.8	2	1	0	2	0	2	5.5
TEXAS-ARLINGTON	11/19/13	*	12	4-5	.800	0-0	.000	2-2	1.000	2	0	2	2.6	2	0	0	3	0	10	6.4
CLEVELAND STATE	11/25/13	*	4	1-2	.500	0-0	.000	0-0	.000	0	1	1	2.3	1	0	0	1	0	2	5.7
EASTERN MICHIGAN	11/27/13	*	8	1-3	.333	0-0	.000	0-0	.000	1	2	3	2.4	0	0	0	1	0	2	5.1
vs Providence	12/01/13		0	0-0	.000	0-0	.000	0-0	.000	0	0	0	2.1	0	0	0	0	0	0	4.5
vs Baylor	12/06/13		4	0-0	.000	0-0	.000	0-1	.000	0	2	2	2.1	2	0	0	0	0	0	4.0
BELMONT	12/21/13		10	0-1	.000	0-0	.000	0-0	.000	1	1	2	2.1	0	0	1	0	0	0	3.6
MISSISSIPPI STATE	01/08/14		5	1-2	.500	0-0	.000	0-0	.000	0	0	0	1.9	0	1	0	1	0	2	3.5
at Arkansas	01/14/14		10	0-0	.000	0-0	.000	1-4	.250	0	1	1	1.8	2	0	0	0	0	1	3.3
TEXAS A&M	01/21/14		3	0-0	.000	0-0	.000	0-0	.000	0	0	0	1.7	0	0	0	0	0	0	3.0
GEORGIA	01/25/14		3	1-2	.500	0-0	.000	0-0	.000	1	0	1	1.6	0	0	0	0	0	2	2.9
Totals		4	99	17-26	.654	0-0	.000	7-16	.438	11	12	23	1.6	10	2	2	10	0	41	2.9

Games played: 14  
Minutes/game: 7.1  
Points/game: 2.9  
FG Pct: 65.4  
FT Pct: 43.8

Rebounds/game: 1.6  
Assists/game: 0.1  
Turnovers/game: 0.1  
Assist/turnover ratio: 1.0  
Blocks/game: 0.7

**#01 Young, James**

Opponent	Date	gs	min	Total		3-Pointers		Free throws		Rebounds				pf	a	t/o	blk	stl	pts	avg
				fg-fga	pct	3fg-fga	pct	ft-fa	pct	off	def	tot	avg							
UNC ASHEVILLE	11/08/13	*	29	3-10	.300	2-5	.400	3-6	.500	2	2	4	4.0	2	1	1	1	0	11	11.0
NORTHERN KENTUCKY	11/10/13	*	27	2-8	.250	1-6	.167	0-0	.000	0	1	1	2.5	0	1	2	0	0	5	8.0
vs Michigan State	11/12/13	*	34	7-16	.438	3-11	.273	2-5	.400	2	2	4	3.0	0	2	1	0	1	19	11.7
ROBERT MORRIS	11/17/13	*	24	4-11	.364	1-6	.167	1-2	.500	0	3	3	3.0	2	2	3	0	2	10	11.3
TEXAS-ARLINGTON	11/19/13	*	29	8-14	.571	5-10	.500	5-7	.714	1	1	2	2.8	3	3	0	0	2	26	14.2
CLEVELAND STATE	11/25/13	*	39	3-11	.273	1-4	.250	2-2	1.000	2	3	5	3.2	1	3	3	1	0	9	13.3
EASTERN MICHIGAN	11/27/13	*	37	1-8	.125	0-6	.000	4-5	.800	1	5	6	3.6	2	4	5	0	1	6	12.3
vs Providence	12/01/13	*	33	5-7	.714	3-4	.750	5-6	.833	0	3	3	3.5	4	1	2	0	1	18	13.0
vs Baylor	12/06/13	*	38	5-11	.455	4-7	.571	0-2	.000	0	2	2	3.3	0	1	2	0	0	14	13.1
BOISE STATE	12/10/13	*	31	7-15	.467	4-11	.364	3-4	.750	1	8	9	3.9	0	0	5	0	0	21	13.9
at North Carolina	12/14/13	*	29	3-10	.300	2-6	.333	8-10	.800	1	4	5	4.0	5	1	1	0	2	16	14.1
BELMONT	12/21/13	*	20	2-5	.400	0-2	.000	2-2	1.000	1	0	1	3.8	2	1	0	0	0	6	13.4
LOUISVILLE	12/28/13	*	36	5-17	.294	3-8	.375	5-9	.556	4	6	10	4.2	2	4	2	1	1	18	13.8
MISSISSIPPI STATE	01/08/14	*	35	8-18	.444	3-10	.300	7-9	.778	5	5	10	4.6	2	5	2	1	2	26	14.6
at Vanderbilt	01/11/14	*	26	2-10	.200	1-7	.143	1-2	.500	1	1	2	4.5	2	4	2	0	0	6	14.1
at Arkansas	01/14/14	*	40	8-17	.471	2-6	.333	5-8	.625	2	4	6	4.6	3	2	3	0	2	23	14.6
TENNESSEE	01/18/14	*	36	3-9	.333	2-5	.400	0-0	.000	0	1	1	4.4	2	0	1	0	0	8	14.2
TEXAS A&M	01/21/14	*	36	6-11	.545	2-6	.333	1-2	.500	2	5	7	4.5	2	2	1	0	2	15	14.3
GEORGIA	01/25/14	*	32	5-10	.500	3-7	.429	0-0	.000	0	2	2	4.4	2	1	1	0	1	13	14.2
Totals		19	611	87-218	.399	42-127	.331	54-81	.667	25	58	83	4.4	36	38	37	4	17	270	14.2

Games played: 19  
Minutes/game: 32.2  
Points/game: 14.2  
FG Pct: 39.9  
3FG Pct: 33.1  
FT Pct: 66.7

Rebounds/game: 4.4  
Assists/game: 2.0  
Turnovers/game: 1.9  
Assist/turnover ratio: 1.0  
Steals/game: 0.9  
Blocks/game: 0.2

**2013-14 UK Basketball**  
**Kentucky Individual Game-by-Game (as of Jan 25, 2014)**  
**All games**

**#02 Harrison, Aaron**

Opponent	Date	gs	min	Total		3-Pointers		Free throws		Rebounds				pf	a	t/o	blk	stl	pts	avg	
				fg-fga	pct	3fg-fga	pct	ft-fa	pct	off	def	tot	avg								
UNC ASHEVILLE	11/08/13	*	32	3-8	.375	1-3	.333	3-6	.500	0	5	5	5.0	2	0	2	1	4	10	10.0	
NORTHERN KENTUCKY	11/10/13	*	23	6-10	.600	1-5	.200	3-4	.750	1	0	1	3.0	3	1	0	1	1	16	13.0	
vs Michigan State	11/12/13	*	18	1-7	.143	0-5	.000	1-2	.500	0	1	1	2.3	2	2	2	1	0	3	9.7	
ROBERT MORRIS	11/17/13	*	27	7-12	.583	4-7	.571	10-10	1.000	1	3	4	2.8	1	3	2	1	2	28	14.3	
TEXAS-ARLINGTON	11/19/13	*	29	2-11	.182	0-5	.000	1-2	.500	0	2	2	2.6	1	2	3	0	0	5	12.4	
CLEVELAND STATE	11/25/13	*	32	3-8	.375	1-3	.333	4-6	.667	1	0	1	2.3	3	0	0	0	0	11	12.2	
EASTERN MICHIGAN	11/27/13	*	37	5-12	.417	3-7	.429	9-11	.818	0	7	7	3.0	3	2	0	0	0	22	13.6	
vs Providence	12/01/13	*	38	7-9	.778	1-2	.500	0-1	.000	1	2	3	3.0	3	4	2	0	0	15	13.8	
vs Baylor	12/06/13	*	35	4-9	.444	3-5	.600	4-4	1.000	0	2	2	2.9	4	6	3	0	0	15	13.9	
BOISE STATE	12/10/13	*	38	6-12	.500	0-4	.000	1-1	1.000	0	4	4	3.0	0	1	3	0	3	13	13.8	
at North Carolina	12/14/13	*	24	8-12	.667	1-1	1.000	3-3	1.000	2	1	3	3.0	2	0	1	0	2	20	14.4	
BELMONT	12/21/13	*	27	7-16	.438	1-5	.200	8-11	.727	1	5	6	3.3	3	7	1	1	1	23	15.1	
LOUISVILLE	12/28/13	*	30	5-12	.417	0-3	.000	0-0	.000	0	4	4	3.3	2	1	4	0	0	10	14.7	
MISSISSIPPI STATE	01/08/14	*	23	1-5	.200	0-3	.000	3-5	.600	0	2	2	3.2	4	3	3	0	2	5	14.0	
at Vanderbilt	01/11/14	*	31	4-9	.444	1-5	.200	5-6	.833	0	4	4	3.3	0	2	1	0	2	14	14.0	
at Arkansas	01/14/14	*	24	5-8	.625	2-3	.667	4-5	.800	1	0	1	3.1	4	1	2	1	0	16	14.1	
TENNESSEE	01/18/14	*	26	3-7	.429	2-4	.500	6-7	.857	0	4	4	3.2	4	1	2	0	2	14	14.1	
TEXAS A&M	01/21/14	*	27	1-5	.200	1-3	.333	3-4	.750	0	1	1	3.1	4	2	1	0	2	6	13.7	
GEORGIA	01/25/14	*	30	6-10	.600	0-2	.000	3-3	1.000	0	0	0	2.9	2	3	0	1	1	15	13.7	
Totals			19	551	84-182	.462	22-75	.293	71-91	.780	8	47	55	2.9	47	41	32	7	22	261	13.7

Games played: 19  
Minutes/game: 29.0  
Points/game: 13.7  
FG Pct: 46.2  
3FG Pct: 29.3  
FT Pct: 78.0

Rebounds/game: 2.9  
Assists/game: 2.2  
Turnovers/game: 1.7  
Assist/turnover ratio: 1.3  
Steals/game: 1.2  
Blocks/game: 0.4

**#03 Poison, Jarrod**

Opponent	Date	gs	min	Total		3-Pointers		Free throws		Rebounds				pf	a	t/o	blk	stl	pts	avg	
				fg-fga	pct	3fg-fga	pct	ft-fa	pct	off	def	tot	avg								
UNC ASHEVILLE	11/08/13		7	0-0	.000	0-0	.000	0-0	.000	0	0	0	0.0	0	0	0	0	0	0	0.0	
NORTHERN KENTUCKY	11/10/13		6	0-0	.000	0-0	.000	0-0	.000	0	0	0	0.0	2	0	1	0	0	0	0.0	
ROBERT MORRIS	11/17/13		4	0-0	.000	0-0	.000	0-0	.000	0	0	0	0.0	1	1	0	0	0	0	0.0	
TEXAS-ARLINGTON	11/19/13		3	0-0	.000	0-0	.000	0-0	.000	0	0	0	0.0	0	1	0	0	0	0	0.0	
EASTERN MICHIGAN	11/27/13		2	0-0	.000	0-0	.000	0-0	.000	0	0	0	0.0	0	0	0	0	0	0	0.0	
BOISE STATE	12/10/13		1	0-0	.000	0-0	.000	0-0	.000	0	0	0	0.0	0	0	0	0	0	0	0.0	
at North Carolina	12/14/13		2	0-0	.000	0-0	.000	0-0	.000	0	0	0	0.0	1	0	0	0	0	0	0.0	
BELMONT	12/21/13		21	1-2	.500	1-1	1.000	0-0	.000	0	0	0	0.0	0	1	0	0	0	3	0.4	
MISSISSIPPI STATE	01/08/14		2	0-0	.000	0-0	.000	0-0	.000	0	0	0	0.0	0	0	0	0	0	0	0.3	
at Vanderbilt	01/11/14		14	2-4	.500	2-3	.667	0-0	.000	0	1	1	0.1	1	1	0	0	0	6	0.9	
at Arkansas	01/14/14		17	0-0	.000	0-0	.000	0-0	.000	0	2	2	0.3	3	1	1	1	0	0	0.8	
TENNESSEE	01/18/14		9	0-0	.000	0-0	.000	0-0	.000	0	0	0	0.3	1	1	0	0	0	0	0.8	
TEXAS A&M	01/21/14		8	1-2	.500	1-2	.500	0-0	.000	1	1	2	0.4	2	1	0	0	0	3	0.9	
GEORGIA	01/25/14		11	1-3	.333	0-0	.000	0-0	.000	0	0	0	0.4	1	1	0	0	0	2	1.0	
Totals			0	107	5-11	.455	4-6	.667	0-0	.000	1	4	5	0.4	12	8	2	1	0	14	1.0

Games played: 14  
Minutes/game: 7.6  
Points/game: 1.0  
FG Pct: 45.5  
3FG Pct: 66.7

Rebounds/game: 0.4  
Assists/game: 0.6  
Turnovers/game: 0.1  
Assist/turnover ratio: 4.0  
Blocks/game: 0.1

**2013-14 UK Basketball**  
**Kentucky Individual Game-by-Game (as of Jan 25, 2014)**  
**All games**

**#04 Hood, Jon**

Opponent	Date	gs	min	Total		3-Pointers		Free throws		Rebounds				pf	a	t/o	blk	stl	pts	avg
				fg-fga	pct	3fg-fga	pct	ft-fa	pct	off	def	tot	avg							
UNC ASHEVILLE	11/08/13		6	0-1	.000	0-1	.000	0-0	.000	0	0	0	0.0	0	1	0	0	1	0	0.0
NORTHERN KENTUCKY	11/10/13		6	1-2	.500	1-2	.500	2-2	1.000	0	1	1	0.5	2	1	2	0	0	5	2.5
ROBERT MORRIS	11/17/13		4	0-1	.000	0-0	.000	0-0	.000	0	0	0	0.3	0	1	0	0	0	0	1.7
TEXAS-ARLINGTON	11/19/13		2	0-0	.000	0-0	.000	2-2	1.000	0	0	0	0.3	0	0	0	0	1	2	1.8
MISSISSIPPI STATE	01/08/14		2	0-0	.000	0-0	.000	0-0	.000	0	0	0	0.2	0	1	0	0	0	0	1.4
GEORGIA	01/25/14		2	1-1	1.000	0-0	.000	0-0	.000	0	0	0	0.2	0	1	0	0	0	2	1.5
<b>Totals</b>		<b>0</b>	<b>22</b>	<b>2-5</b>	<b>.400</b>	<b>1-3</b>	<b>.333</b>	<b>4-4</b>	<b>1.000</b>	<b>0</b>	<b>1</b>	<b>1</b>	<b>0.2</b>	<b>2</b>	<b>5</b>	<b>2</b>	<b>0</b>	<b>2</b>	<b>9</b>	<b>1.5</b>

Games played: 6  
Minutes/game: 3.7  
Points/game: 1.5  
FG Pct: 40.0  
3FG Pct: 33.3  
FT Pct: 100.0

Rebounds/game: 0.2  
Assists/game: 0.8  
Turnovers/game: 0.3  
Assist/turnover ratio: 2.5  
Steals/game: 0.3

**#05 Harrison, Andrew**

Opponent	Date	gs	min	Total		3-Pointers		Free throws		Rebounds				pf	a	t/o	blk	stl	pts	avg
				fg-fga	pct	3fg-fga	pct	ft-fa	pct	off	def	tot	avg							
UNC ASHEVILLE	11/08/13	*	29	1-3	.333	0-1	.000	6-9	.667	0	0	0	0.0	3	5	1	0	0	8	8.0
NORTHERN KENTUCKY	11/10/13	*	26	4-7	.571	2-3	.667	3-3	1.000	0	2	2	1.0	2	2	1	0	0	13	10.5
vs Michigan State	11/12/13	*	38	3-6	.500	1-1	1.000	4-4	1.000	0	1	1	1.0	4	3	4	0	0	11	10.7
ROBERT MORRIS	11/17/13	*	29	2-4	.500	2-4	.500	2-4	.500	0	8	8	2.8	3	2	2	0	1	8	10.0
TEXAS-ARLINGTON	11/19/13	*	29	3-7	.429	2-2	1.000	7-8	.875	2	1	3	2.8	3	6	2	0	1	15	11.0
CLEVELAND STATE	11/25/13	*	21	4-9	.444	0-4	.000	4-5	.800	0	0	0	2.3	5	5	1	0	0	12	11.2
EASTERN MICHIGAN	11/27/13	*	26	2-6	.333	0-1	.000	4-5	.800	0	0	0	2.0	4	3	5	1	0	8	10.7
vs Providence	12/01/13	*	22	0-2	.000	0-0	.000	8-8	1.000	0	2	2	2.0	4	1	3	0	0	8	10.4
vs Baylor	12/06/13	*	35	2-9	.222	1-4	.250	2-4	.500	1	0	1	1.9	4	6	1	1	0	7	10.0
BOISE STATE	12/10/13	*	31	4-7	.571	0-1	.000	5-7	.714	0	3	3	2.0	3	2	3	0	0	13	10.3
at North Carolina	12/14/13	*	37	3-11	.273	1-4	.250	10-17	.588	2	4	6	2.4	4	7	4	0	1	17	10.9
BELMONT	12/21/13	*	20	2-5	.400	0-2	.000	3-4	.750	0	2	2	2.3	4	0	2	0	0	7	10.6
LOUISVILLE	12/28/13	*	34	6-16	.375	0-1	.000	6-12	.500	3	1	4	2.5	3	2	3	0	1	18	11.2
MISSISSIPPI STATE	01/08/14	*	30	2-7	.286	1-3	.333	3-4	.750	0	2	2	2.4	2	2	4	0	0	8	10.9
at Vanderbilt	01/11/14	*	34	3-7	.429	2-3	.667	2-3	.667	4	4	8	2.8	3	4	0	0	0	10	10.9
at Arkansas	01/14/14	*	38	2-9	.222	1-2	.500	2-3	.667	0	4	4	2.9	2	6	5	0	1	7	10.6
TENNESSEE	01/18/14	*	33	7-13	.538	2-3	.667	10-10	1.000	0	2	2	2.8	1	3	0	0	1	26	11.5
TEXAS A&M	01/21/14	*	38	3-12	.250	2-7	.286	0-0	.000	1	7	8	3.1	2	4	4	0	0	8	11.3
GEORGIA	01/25/14	*	29	3-9	.333	1-2	.500	0-0	.000	0	3	3	3.1	3	5	3	1	1	7	11.1
<b>Totals</b>		<b>19</b>	<b>579</b>	<b>56-149</b>	<b>.376</b>	<b>18-48</b>	<b>.375</b>	<b>81-110</b>	<b>.736</b>	<b>13</b>	<b>46</b>	<b>59</b>	<b>3.1</b>	<b>59</b>	<b>68</b>	<b>48</b>	<b>3</b>	<b>7</b>	<b>211</b>	<b>11.1</b>

Games played: 19  
Minutes/game: 30.5  
Points/game: 11.1  
FG Pct: 37.6  
3FG Pct: 37.5  
FT Pct: 73.6

Rebounds/game: 3.1  
Assists/game: 3.6  
Turnovers/game: 2.5  
Assist/turnover ratio: 1.4  
Steals/game: 0.4  
Blocks/game: 0.2

**2013-14 UK Basketball**  
**Kentucky Individual Game-by-Game (as of Jan 25, 2014)**  
**All games**

**#15 Cauley-Stein, Willie**

Opponent	Date	gs	min	Total		3-Pointers		Free throws		Rebounds				pf	a	t/o	blk	stl	pts	avg	
				fg-fga	pct	3fg-fga	pct	ft-fa	pct	off	def	tot	avg								
UNC ASHEVILLE	11/08/13	*	18	1-3	.333	0-0	.000	1-2	.500	4	2	6	6.0	3	4	0	4	3	3	3.0	
NORTHERN KENTUCKY	11/10/13	*	20	3-5	.600	0-0	.000	1-2	.500	5	6	11	8.5	2	0	0	0	1	7	5.0	
vs Michigan State	11/12/13	*	27	2-4	.500	0-0	.000	1-3	.333	3	4	7	8.0	2	0	1	2	0	5	5.0	
ROBERT MORRIS	11/17/13		25	2-4	.500	0-0	.000	3-6	.500	4	9	13	9.3	2	2	2	4	1	7	5.5	
TEXAS-ARLINGTON	11/19/13		24	6-8	.750	0-0	.000	2-3	.667	4	6	10	9.4	4	1	0	1	2	14	7.2	
CLEVELAND STATE	11/25/13		30	3-6	.500	0-0	.000	5-7	.714	1	3	4	8.5	1	0	0	4	2	11	7.8	
EASTERN MICHIGAN	11/27/13		25	6-12	.500	0-0	.000	3-7	.429	3	5	8	8.4	2	2	2	7	1	15	8.9	
vs Providence	12/01/13	*	36	7-8	.875	0-0	.000	1-1	1.000	3	5	8	8.4	4	1	1	9	0	15	9.6	
vs Baylor	12/06/13	*	33	4-7	.571	0-0	.000	0-2	.000	1	2	3	7.8	2	2	0	3	0	8	9.4	
BOISE STATE	12/10/13	*	25	3-3	1.000	0-0	.000	0-2	.000	4	3	7	7.7	2	0	2	9	1	6	9.1	
at North Carolina	12/14/13	*	29	2-3	.667	0-0	.000	1-2	.500	5	7	12	8.1	4	1	4	5	2	5	8.7	
BELMONT	12/21/13	*	31	8-10	.800	0-0	.000	0-0	.000	4	3	7	8.0	1	1	1	2	0	16	9.3	
LOUISVILLE	12/28/13	*	35	1-3	.333	0-0	.000	0-0	.000	3	7	10	8.2	4	0	0	3	1	2	8.8	
MISSISSIPPI STATE	01/08/14	*	25	5-6	.833	0-0	.000	2-5	.400	2	2	4	7.9	2	1	0	2	1	12	9.0	
at Vanderbilt	01/11/14	*	31	7-9	.778	0-0	.000	1-4	.250	2	4	6	7.7	2	0	1	1	2	15	9.4	
at Arkansas	01/14/14	*	18	1-2	.500	0-0	.000	0-0	.000	0	6	6	7.6	5	0	0	1	0	2	8.9	
TENNESSEE	01/18/14	*	19	0-5	.000	0-0	.000	0-0	.000	2	1	3	7.4	2	0	0	1	2	0	8.4	
TEXAS A&M	01/21/14	*	9	0-2	.000	0-0	.000	1-4	.250	1	0	1	7.0	4	0	2	0	0	1	8.0	
GEORGIA	01/25/14	*	26	3-7	.429	0-0	.000	2-2	1.000	3	0	3	6.8	1	1	2	6	6	8	8.0	
Totals			15	486	64-107	.598	0-0	.000	24-52	.462	54	75	129	6.8	49	16	18	64	25	152	8.0

Games played: 19  
Minutes/game: 25.6  
Points/game: 8.0  
FG Pct: 59.8  
FT Pct: 46.2

Rebounds/game: 6.8  
Assists/game: 0.8  
Turnovers/game: 0.9  
Assist/turnover ratio: 0.9  
Steals/game: 1.3  
Blocks/game: 3.4

**#22 Poythress, Alex**

Opponent	Date	gs	min	Total		3-Pointers		Free throws		Rebounds				pf	a	t/o	blk	stl	pts	avg	
				fg-fga	pct	3fg-fga	pct	ft-fa	pct	off	def	tot	avg								
UNC ASHEVILLE	11/08/13		21	5-9	.556	0-1	.000	0-1	.000	6	7	13	13.0	2	0	0	0	0	10	10.0	
NORTHERN KENTUCKY	11/10/13		20	4-7	.571	1-2	.500	0-0	.000	1	6	7	10.0	1	2	0	0	1	9	9.5	
vs Michigan State	11/12/13		27	2-6	.333	0-2	.000	3-4	.750	7	5	12	10.7	2	0	1	3	0	7	8.7	
ROBERT MORRIS	11/17/13		12	1-5	.200	0-1	.000	0-2	.000	2	2	4	9.0	2	3	2	0	1	2	7.0	
TEXAS-ARLINGTON	11/19/13		15	0-2	.000	0-0	.000	0-2	.000	1	3	4	8.0	2	1	0	1	0	0	5.6	
CLEVELAND STATE	11/25/13		15	2-6	.333	1-2	.500	2-2	1.000	3	4	7	7.8	1	0	1	1	0	7	5.8	
EASTERN MICHIGAN	11/27/13		23	1-1	1.000	0-0	.000	1-2	.500	2	4	6	7.6	1	0	2	0	1	3	5.4	
vs Providence	12/01/13		15	2-3	.667	1-1	1.000	0-0	.000	0	1	1	6.8	1	0	2	2	0	5	5.4	
vs Baylor	12/06/13		6	0-1	.000	0-0	.000	0-2	.000	1	1	2	6.2	3	0	1	0	0	0	4.8	
BOISE STATE	12/10/13		17	0-1	.000	0-0	.000	0-0	.000	2	1	3	5.9	2	1	0	0	0	0	4.3	
at North Carolina	12/14/13		24	2-4	.500	0-1	.000	2-3	.667	5	3	8	6.1	5	0	1	1	0	6	4.5	
BELMONT	12/21/13		18	3-6	.500	1-1	1.000	0-0	.000	1	4	5	6.0	1	1	0	0	0	7	4.7	
LOUISVILLE	12/28/13		21	3-4	.750	0-0	.000	1-2	.500	1	4	5	5.9	3	0	0	0	0	7	4.8	
MISSISSIPPI STATE	01/08/14		22	5-6	.833	0-0	.000	2-2	1.000	1	3	4	5.8	2	2	2	3	0	12	5.4	
at Vanderbilt	01/11/14		19	4-7	.571	0-1	.000	1-3	.333	2	2	4	5.7	0	0	1	1	0	9	5.6	
at Arkansas	01/14/14		32	5-7	.714	0-0	.000	2-2	1.000	1	5	6	5.7	4	0	0	2	0	12	6.0	
TENNESSEE	01/18/14		21	1-4	.250	0-2	.000	2-2	1.000	1	2	3	5.5	1	2	1	2	0	4	5.9	
TEXAS A&M	01/21/14		25	4-7	.571	0-1	.000	8-9	.889	1	4	5	5.5	2	0	3	2	0	16	6.4	
GEORGIA	01/25/14		16	3-5	.600	0-0	.000	5-8	.625	1	4	5	5.5	3	1	2	0	0	11	6.7	
Totals			0	369	47-91	.516	4-15	.267	29-46	.630	39	65	104	5.5	38	13	19	18	3	127	6.7

Games played: 19  
Minutes/game: 19.4  
Points/game: 6.7  
FG Pct: 51.6  
3FG Pct: 26.7  
FT Pct: 63.0

Rebounds/game: 5.5  
Assists/game: 0.7  
Turnovers/game: 1.0  
Assist/turnover ratio: 0.7  
Steals/game: 0.2  
Blocks/game: 0.9



**2013-14 UK Basketball**  
**Kentucky Individual Game-by-Game (as of Jan 25, 2014)**  
**All games**

**#24 Floreal, E.J.**

Opponent	Date	gs	min	Total		3-Pointers		Free throws		Rebounds				pf	a	t/o	blk	stl	pts	avg
				fg-fga	pct	3fg-fga	pct	ft-fa	pct	off	def	tot	avg							
ROBERT MORRIS	11/17/13		2	1-1	1.000	0-0	.000	0-0	.000	0	1	1	1.0	1	0	0	1	1	2	2.0
MISSISSIPPI STATE	01/08/14		1	0-0	.000	0-0	.000	0-0	.000	0	0	0	0.5	0	0	0	0	0	0	1.0
Totals		0	3	1-1	1.000	0-0	.000	0-0	.000	0	1	1	0.5	1	0	0	1	1	2	1.0

Games played: 2  
Minutes/game: 1.5  
Points/game: 1.0  
FG Pct: 100.0

Rebounds/game: 0.5  
Steals/game: 0.5  
Blocks/game: 0.5

**#25 Hawkins, Dominique**

Opponent	Date	gs	min	Total		3-Pointers		Free throws		Rebounds				pf	a	t/o	blk	stl	pts	avg
				fg-fga	pct	3fg-fga	pct	ft-fa	pct	off	def	tot	avg							
UNC ASHEVILLE	11/08/13		4	0-0	.000	0-0	.000	0-0	.000	0	1	1	1.0	0	0	0	0	0	0	0.0
NORTHERN KENTUCKY	11/10/13		6	0-1	.000	0-1	.000	0-0	.000	0	1	1	1.0	0	1	0	0	0	0	0.0
vs Michigan State	11/12/13		6	0-0	.000	0-0	.000	0-0	.000	0	0	0	0.7	1	0	0	0	0	0	0.0
ROBERT MORRIS	11/17/13		18	2-4	.500	0-1	.000	0-0	.000	1	0	1	0.8	1	3	0	1	1	4	1.0
TEXAS-ARLINGTON	11/19/13		13	1-3	.333	1-1	1.000	0-1	.000	0	1	1	0.8	2	0	0	0	1	3	1.4
CLEVELAND STATE	11/25/13		14	0-1	.000	0-1	.000	1-2	.500	0	1	1	0.8	3	0	1	0	0	1	1.3
EASTERN MICHIGAN	11/27/13		10	0-1	.000	0-1	.000	1-2	.500	0	1	1	0.9	1	0	1	0	0	1	1.3
vs Providence	12/01/13		17	2-2	1.000	1-1	1.000	0-0	.000	0	1	1	0.9	1	1	0	0	1	5	1.8
vs Baylor	12/06/13		7	1-2	.500	0-1	.000	0-0	.000	0	1	1	0.9	0	0	0	0	0	2	1.8
BOISE STATE	12/10/13		18	0-2	.000	0-1	.000	0-0	.000	0	0	0	0.8	3	2	1	0	0	0	1.6
at North Carolina	12/14/13		18	0-1	.000	0-0	.000	0-2	.000	0	1	1	0.8	2	0	1	0	0	0	1.5
BELMONT	12/21/13		22	1-3	.333	0-2	.000	0-0	.000	2	2	4	1.1	1	3	1	0	1	2	1.5
LOUISVILLE	12/28/13		15	0-1	.000	0-1	.000	1-1	1.000	2	1	3	1.2	4	0	0	0	0	1	1.5
MISSISSIPPI STATE	01/08/14		23	1-5	.200	0-2	.000	2-2	1.000	0	2	2	1.3	3	2	0	0	0	4	1.6
at Vanderbilt	01/11/14		5	0-1	.000	0-1	.000	0-0	.000	0	1	1	1.3	1	0	0	0	0	0	1.5
at Arkansas	01/14/14		5	0-0	.000	0-0	.000	0-0	.000	0	0	0	1.2	2	0	0	0	0	0	1.4
TENNESSEE	01/18/14		7	0-0	.000	0-0	.000	0-0	.000	0	0	0	1.1	2	0	0	0	0	0	1.4
TEXAS A&M	01/21/14		1	0-1	.000	0-1	.000	0-0	.000	0	0	0	1.1	0	0	1	0	0	0	1.3
GEORGIA	01/25/14		3	0-1	.000	0-0	.000	0-0	.000	0	0	0	1.0	1	0	0	0	0	0	1.2
Totals		0	212	8-29	.276	2-15	.133	5-10	.500	5	14	19	1.0	28	12	6	1	4	23	1.2

Games played: 19  
Minutes/game: 11.2  
Points/game: 1.2  
FG Pct: 27.6  
3FG Pct: 13.3  
FT Pct: 50.0

Rebounds/game: 1.0  
Assists/game: 0.6  
Turnovers/game: 0.3  
Assist/turnover ratio: 2.0  
Steals/game: 0.2  
Blocks/game: 0.1

**2013-14 UK Basketball**  
**Kentucky Individual Game-by-Game (as of Jan 25, 2014)**  
**All games**

**#30 Randle, Julius**

Opponent	Date	gs	min	Total		3-Pointers		Free throws		Rebounds				pf	a	t/o	blk	stl	pts	avg	
				fg-fga	pct	3fg-fga	pct	ft-fta	pct	off	def	tot	avg								
UNC ASHEVILLE	11/08/13	*	26	6-13	.462	0-0	.000	11-13	.846	6	10	16	16.0	3	1	2	0	0	23	23.0	
NORTHERN KENTUCKY	11/10/13	*	29	6-7	.857	0-1	.000	10-14	.714	5	9	14	15.0	2	3	2	1	0	22	22.5	
vs Michigan State	11/12/13	*	35	9-14	.643	0-1	.000	9-15	.600	4	9	13	14.3	4	1	8	0	0	27	24.0	
ROBERT MORRIS	11/17/13	*	28	5-9	.556	0-0	.000	0-1	.000	5	10	15	14.5	1	2	3	2	0	10	20.5	
TEXAS-ARLINGTON	11/19/13	*	29	7-12	.583	0-1	.000	8-10	.800	5	5	10	13.6	3	4	2	2	0	22	20.8	
CLEVELAND STATE	11/25/13	*	38	3-10	.300	0-0	.000	9-11	.818	7	8	15	13.8	1	2	5	0	0	15	19.8	
EASTERN MICHIGAN	11/27/13	*	22	5-10	.500	0-1	.000	4-4	1.000	6	4	10	13.3	2	0	5	0	0	14	19.0	
vs Providence	12/01/13	*	34	4-10	.400	0-0	.000	4-7	.571	0	8	8	12.6	3	4	2	0	1	12	18.1	
vs Baylor	12/06/13	*	38	5-10	.500	0-0	.000	6-8	.750	3	5	8	12.1	1	4	2	1	0	16	17.9	
BOISE STATE	12/10/13	*	28	7-11	.636	0-0	.000	3-4	.750	3	8	11	12.0	1	1	4	1	0	17	17.8	
at North Carolina	12/14/13	*	29	3-9	.333	0-0	.000	5-6	.833	0	5	5	11.4	4	0	4	1	0	11	17.2	
BELMONT	12/21/13	*	28	8-10	.800	0-1	.000	13-19	.684	2	8	10	11.3	5	0	1	1	0	29	18.2	
LOUISVILLE	12/28/13	*	21	7-8	.875	0-1	.000	3-6	.500	1	2	3	10.6	1	0	2	0	0	17	18.1	
MISSISSIPPI STATE	01/08/14	*	21	3-7	.429	0-1	.000	2-4	.500	6	8	14	10.9	3	1	1	0	0	8	17.4	
at Vanderbilt	01/11/14	*	25	3-10	.300	0-0	.000	1-2	.500	6	5	11	10.9	0	0	4	0	2	7	16.7	
at Arkansas	01/14/14	*	32	5-11	.455	0-0	.000	10-14	.714	6	8	14	11.1	4	0	5	2	0	20	16.9	
TENNESSEE	01/18/14	*	33	6-9	.667	1-2	.500	5-5	1.000	1	1	2	10.5	2	4	4	1	1	18	16.9	
TEXAS A&M	01/21/14	*	29	4-6	.667	0-1	.000	5-6	.833	4	7	11	10.6	3	3	1	2	1	13	16.7	
GEORGIA	01/25/14	*	32	4-8	.500	1-1	1.000	5-5	1.000	4	5	9	10.5	2	3	3	1	0	14	16.6	
Totals			19	557	100-184	.543	2-11	.182	113-154	.734	74	125	199	10.5	45	33	60	15	5	315	16.6

Games played: 19  
Minutes/game: 29.3  
Points/game: 16.6  
FG Pct: 54.3  
3FG Pct: 18.2  
FT Pct: 73.4

Rebounds/game: 10.5  
Assists/game: 1.7  
Turnovers/game: 3.2  
Assist/turnover ratio: 0.6  
Steals/game: 0.3  
Blocks/game: 0.8

**#35 Willis, Derek**

Opponent	Date	gs	min	Total		3-Pointers		Free throws		Rebounds				pf	a	t/o	blk	stl	pts	avg	
				fg-fga	pct	3fg-fga	pct	ft-fta	pct	off	def	tot	avg								
UNC ASHEVILLE	11/08/13		4	0-0	.000	0-0	.000	2-2	1.000	0	0	0	0.0	0	0	1	0	0	2	2.0	
NORTHERN KENTUCKY	11/10/13		6	1-2	.500	1-2	.500	3-6	.500	0	2	2	1.0	0	0	2	0	0	6	4.0	
ROBERT MORRIS	11/17/13		4	1-2	.500	0-0	.000	4-4	1.000	0	1	1	1.0	0	0	0	0	0	6	4.7	
TEXAS-ARLINGTON	11/19/13		2	0-0	.000	0-0	.000	0-0	.000	0	0	0	0.8	0	0	0	0	0	0	3.5	
vs Providence	12/01/13		1	0-0	.000	0-0	.000	0-0	.000	0	0	0	0.6	0	0	0	0	0	0	2.8	
at North Carolina	12/14/13		1	0-0	.000	0-0	.000	0-0	.000	0	0	0	0.5	0	0	0	0	0	0	2.3	
BELMONT	12/21/13		3	0-0	.000	0-0	.000	0-0	.000	0	1	1	0.6	0	0	0	0	0	0	2.0	
MISSISSIPPI STATE	01/08/14		3	0-1	.000	0-1	.000	0-0	.000	0	1	1	0.6	0	0	0	0	0	0	1.8	
at Vanderbilt	01/11/14		6	0-2	.000	0-2	.000	0-0	.000	1	0	1	0.7	0	0	0	0	1	0	1.6	
GEORGIA	01/25/14		6	1-1	1.000	0-0	.000	0-0	.000	0	3	3	0.9	0	0	0	0	0	2	1.6	
Totals			0	36	3-8	.375	1-5	.200	9-12	.750	1	8	9	0.9	0	0	3	0	1	16	1.6

Games played: 10  
Minutes/game: 3.6  
Points/game: 1.6  
FG Pct: 37.5  
3FG Pct: 20.0  
FT Pct: 75.0

Rebounds/game: 0.9  
Turnovers/game: 0.3  
Steals/game: 0.1

**2013-14 UK Basketball**  
**Kentucky Individual Game-by-Game (as of Jan 25, 2014)**  
**All games**

**#44 Johnson, Dakari**

Opponent	Date	gs	min	Total		3-Pointers		Free throws		Rebounds				pf	a	t/o	blk	stl	pts	avg
				fg-fga	pct	3fg-fga	pct	ft-fa	pct	off	def	tot	avg							
UNC ASHEVILLE	11/08/13		9	2-5	.400	0-0	.000	1-2	.500	0	1	1	1.0	4	0	0	0	0	5	5.0
NORTHERN KENTUCKY	11/10/13		17	2-4	.500	0-0	.000	3-5	.600	1	3	4	2.5	0	1	1	1	0	7	6.0
vs Michigan State	11/12/13		14	1-2	.500	0-0	.000	0-3	.000	2	3	5	3.3	4	0	0	0	0	2	4.7
ROBERT MORRIS	11/17/13		13	2-3	.667	0-0	.000	4-5	.800	2	1	3	3.3	3	0	1	0	0	8	5.5
TEXAS-ARLINGTON	11/19/13		13	4-7	.571	0-0	.000	0-2	.000	4	4	8	4.2	1	0	1	1	0	8	6.0
CLEVELAND STATE	11/25/13		7	0-0	.000	0-0	.000	0-0	.000	1	1	2	3.8	1	0	0	0	0	0	5.0
EASTERN MICHIGAN	11/27/13		10	4-5	.800	0-0	.000	2-4	.500	4	3	7	4.3	2	0	0	0	0	10	5.7
vs Providence	12/01/13		4	0-1	.000	0-0	.000	1-2	.500	1	2	3	4.1	2	0	1	0	0	1	5.1
vs Baylor	12/06/13		4	0-1	.000	0-0	.000	0-0	.000	1	0	1	3.8	0	0	0	0	0	0	4.6
BOISE STATE	12/10/13		11	0-0	.000	0-0	.000	0-0	.000	0	1	1	3.5	1	0	0	0	0	0	4.1
at North Carolina	12/14/13		7	1-4	.250	0-0	.000	0-0	.000	2	1	3	3.5	3	0	1	0	0	2	3.9
LOUISVILLE	12/28/13		8	0-1	.000	0-0	.000	0-0	.000	1	0	1	3.3	0	1	0	0	0	0	3.6
MISSISSIPPI STATE	01/08/14		8	4-4	1.000	0-0	.000	0-2	.000	1	0	1	3.1	1	0	0	0	0	8	3.9
at Vanderbilt	01/11/14		9	1-2	.500	0-0	.000	2-2	1.000	1	0	1	2.9	3	0	1	0	0	4	3.9
at Arkansas	01/14/14		9	1-2	.500	0-0	.000	2-4	.500	2	2	4	3.0	2	1	0	1	0	4	3.9
TENNESSEE	01/18/14		16	2-3	.667	0-0	.000	0-0	.000	2	2	4	3.1	2	0	0	0	0	4	3.9
TEXAS A&M	01/21/14		24	3-4	.750	0-0	.000	0-2	.000	2	5	7	3.3	1	0	2	3	1	6	4.1
GEORGIA	01/25/14		10	1-1	1.000	0-0	.000	1-2	.500	0	1	1	3.2	4	0	0	2	0	3	4.0
Totals		0	193	28-49	.571	0-0	.000	16-35	.457	27	30	57	3.2	34	3	8	8	1	72	4.0

Games played: 18  
Minutes/game: 10.7  
Points/game: 4.0  
FG Pct: 57.1  
FT Pct: 45.7

Rebounds/game: 3.2  
Assists/game: 0.2  
Turnovers/game: 0.4  
Assist/turnover ratio: 0.4  
Steals/game: 0.1  
Blocks/game: 0.4

**#TM TEAM**

Opponent	Date	gs	min	Total		3-Pointers		Free throws		Rebounds				pf	a	t/o	blk	stl	pts	avg
				fg-fga	pct	3fg-fga	pct	ft-fa	pct	off	def	tot	avg							
UNC ASHEVILLE	11/08/13		0	0-0	.000	0-0	.000	0-0	.000	0	2	2	2.0	0	0	0	0	0	0	0.0
NORTHERN KENTUCKY	11/10/13		0	0-0	.000	0-0	.000	0-0	.000	0	1	1	1.5	0	0	0	0	0	0	0.0
vs Michigan State	11/12/13		0	0-0	.000	0-0	.000	0-0	.000	0	0	0	1.0	0	0	0	0	0	0	0.0
ROBERT MORRIS	11/17/13		0	0-0	.000	0-0	.000	0-0	.000	0	0	0	0.8	0	0	0	0	0	0	0.0
TEXAS-ARLINGTON	11/19/13		0	0-0	.000	0-0	.000	0-0	.000	1	3	4	1.4	0	0	0	0	0	0	0.0
CLEVELAND STATE	11/25/13		0	0-0	.000	0-0	.000	0-0	.000	3	3	6	2.2	0	0	0	0	0	0	0.0
EASTERN MICHIGAN	11/27/13		0	0-0	.000	0-0	.000	0-0	.000	2	2	4	2.4	0	0	0	0	0	0	0.0
vs Providence	12/01/13		0	0-0	.000	0-0	.000	0-0	.000	2	4	6	2.9	0	0	1	0	0	0	0.0
vs Baylor	12/06/13		0	0-0	.000	0-0	.000	0-0	.000	3	0	3	2.9	0	0	0	0	0	0	0.0
BOISE STATE	12/10/13		0	0-0	.000	0-0	.000	0-0	.000	1	4	5	3.1	0	0	1	0	0	0	0.0
at North Carolina	12/14/13		0	0-0	.000	0-0	.000	0-0	.000	0	1	1	2.9	1	0	0	0	0	0	0.0
BELMONT	12/21/13		0	0-0	.000	0-0	.000	0-0	.000	1	3	4	3.0	0	0	0	0	0	0	0.0
LOUISVILLE	12/28/13		0	0-0	.000	0-0	.000	0-0	.000	2	2	4	3.1	0	0	0	0	0	0	0.0
MISSISSIPPI STATE	01/08/14		0	0-0	.000	0-0	.000	0-0	.000	2	2	4	3.1	0	0	0	0	0	0	0.0
at Vanderbilt	01/11/14		0	0-0	.000	0-0	.000	0-0	.000	1	1	2	3.1	0	0	0	0	0	0	0.0
at Arkansas	01/14/14		0	0-0	.000	0-0	.000	0-0	.000	3	3	6	3.3	0	0	1	0	0	0	0.0
TENNESSEE	01/18/14		0	0-0	.000	0-0	.000	0-0	.000	1	4	5	3.4	0	0	0	0	0	0	0.0
TEXAS A&M	01/21/14		0	0-0	.000	0-0	.000	0-0	.000	0	0	0	3.2	0	0	0	0	0	0	0.0
GEORGIA	01/25/14		0	0-0	.000	0-0	.000	0-0	.000	3	2	5	3.3	0	0	0	0	0	0	0.0
Totals		0	0	0-0	.000	0-0	.000	0-0	.000	25	37	62	3.3	1	0	3	0	0	0	0.0

Games played: 19

Rebounds/game: 3.3  
Turnovers/game: 0.2

**2013-14 UK Basketball**  
**Kentucky Points-Rebounds-Assists (as of Jan 25, 2014)**  
**All games**

Opponent	Date	Score		00	01	02	03	04	05	15
				LEE,MARCUS	YOUNG,JAME	HARRISON,A	POLSON,JAR	HOOD,JON	HARRISON,A	CAULEY-STE
UNC ASHEVILLE	11/08/13	89-57	w	17-1-0	11-4-1	10-5-0	0-0-0	0-0-1	8-0-5	3-6-4
NORTHERN KENTUCKY	11/10/13	93-63	w	3-6-0	5-1-1	16-1-1	0-0-0	5-1-1	13-2-2	7-11-0
vs Michigan State	11/12/13	74-78	L	0-1-0	19-4-2	3-1-2	DNP	DNP	11-1-3	5-7-0
ROBERT MORRIS	11/17/13	87-49	w	2-3-1	10-3-2	28-4-3	0-0-1	0-0-1	8-8-2	7-13-2
TEXAS-ARLINGTON	11/19/13	105-76	w	10-2-0	26-2-3	5-2-2	0-0-1	2-0-0	15-3-6	14-10-1
CLEVELAND STATE	11/25/13	68-61	w	2-1-0	9-5-3	11-1-0	DNP	DNP	12-0-5	11-4-0
EASTERN MICHIGAN	11/27/13	81-63	w	2-3-0	6-6-4	22-7-2	0-0-0	DNP	8-0-3	15-8-2
vs Providence	12/01/13	79-65	w	0-0-0	18-3-1	15-3-4	DNP	DNP	8-2-1	15-8-1
vs Baylor	12/06/13	62-67	L	0-2-0	14-2-1	15-2-6	DNP	DNP	7-1-6	8-3-2
BOISE STATE	12/10/13	70-55	w	DNP	21-9-0	13-4-1	0-0-0	DNP	13-3-2	6-7-0
at North Carolina	12/14/13	77-82	L	DNP	16-5-1	20-3-0	0-0-0	DNP	17-6-7	5-12-1
BELMONT	12/21/13	93-80	w	0-2-0	6-1-1	23-6-7	3-0-1	DNP	7-2-0	16-7-1
LOUISVILLE	12/28/13	73-66	w	DNP	18-10-4	10-4-1	DNP	DNP	18-4-2	2-10-0
MISSISSIPPI STATE	01/08/14	85-63	w	2-0-1	26-10-5	5-2-3	0-0-0	0-0-1	8-2-2	12-4-1
at Vanderbilt	01/11/14	71-62	w	DNP	6-2-4	14-4-2	6-1-1	DNP	10-8-4	15-6-0
at Arkansas	01/14/14	85-87	L	1-1-0	23-6-2	16-1-1	0-2-1	DNP	7-4-6	2-6-0
TENNESSEE	01/18/14	74-66	w	DNP	8-1-0	14-4-1	0-0-1	DNP	26-2-3	0-3-0
TEXAS A&M	01/21/14	68-51	w	0-0-0	15-7-2	6-1-2	3-2-1	DNP	8-8-4	1-1-0
GEORGIA	01/25/14	79-54	w	2-1-0	13-2-1	15-0-3	2-0-1	2-0-1	7-3-5	8-3-1

Opponent	Date	Score		22	24	25	30	35	44
				POYTHRESS,	FLOREAL,EJ	HAWKINS,DO	RANDLE,JUL	WILLIS,DER	JOHNSON,DA
UNC ASHEVILLE	11/08/13	89-57	w	10-13-0	DNP	0-1-0	23-16-1	2-0-0	5-1-0
NORTHERN KENTUCKY	11/10/13	93-63	w	9-7-2	DNP	0-1-1	22-14-3	6-2-0	7-4-1
vs Michigan State	11/12/13	74-78	L	7-12-0	DNP	0-0-0	27-13-1	DNP	2-5-0
ROBERT MORRIS	11/17/13	87-49	w	2-4-3	2-1-0	4-1-3	10-15-2	6-1-0	8-3-0
TEXAS-ARLINGTON	11/19/13	105-76	w	0-4-1	DNP	3-1-0	22-10-4	0-0-0	8-8-0
CLEVELAND STATE	11/25/13	68-61	w	7-7-0	DNP	1-1-0	15-15-2	DNP	0-2-0
EASTERN MICHIGAN	11/27/13	81-63	w	3-6-0	DNP	1-1-0	14-10-0	DNP	10-7-0
vs Providence	12/01/13	79-65	w	5-1-0	DNP	5-1-1	12-8-4	0-0-0	1-3-0
vs Baylor	12/06/13	62-67	L	0-2-0	DNP	2-1-0	16-8-4	DNP	0-1-0
BOISE STATE	12/10/13	70-55	w	0-3-1	DNP	0-0-2	17-11-1	DNP	0-1-0
at North Carolina	12/14/13	77-82	L	6-8-0	DNP	0-1-0	11-5-0	0-0-0	2-3-0
BELMONT	12/21/13	93-80	w	7-5-1	DNP	2-4-3	29-10-0	0-1-0	DNP
LOUISVILLE	12/28/13	73-66	w	7-5-0	DNP	1-3-0	17-3-0	DNP	0-1-1
MISSISSIPPI STATE	01/08/14	85-63	w	12-4-2	0-0-0	4-2-2	8-14-1	0-1-0	8-1-0
at Vanderbilt	01/11/14	71-62	w	9-4-0	DNP	0-1-0	7-11-0	0-1-0	4-1-0
at Arkansas	01/14/14	85-87	L	12-6-0	DNP	0-0-0	20-14-0	DNP	4-4-1
TENNESSEE	01/18/14	74-66	w	4-3-2	DNP	0-0-0	18-2-4	DNP	4-4-0
TEXAS A&M	01/21/14	68-51	w	16-5-0	DNP	0-0-0	13-11-3	DNP	6-7-0
GEORGIA	01/25/14	79-54	w	11-5-1	DNP	0-0-0	14-9-3	2-3-0	3-1-0