

KENTUCKY WILDCATS

EIGHT NATIONAL TITLES A PLAYERS FIRST PROGRAM FIRST PROGRAM TO 2,000 WINS

SCHEDULE/RESULTS (8-2, 0-0 SEC)

Date	Opponent	Result/Time
N. 1	TRANSYLVANIA (Exh.) [FSS]	W, 76-42
N. 4	MONTEVALLO (Exh.) [FSS]	W, 95-72
N. 8	UNC ASHEVILLE [FSS]	W, 89-57
N. 10	NORTHERN KENTUCKY [FSS]	W, 93-63
N. 12 ¹ vs. No. 2/2 Michigan State [ESPN]	L, 78-74	
N. 17 ² ROBERT MORRIS [ESPN2]	W, 87-49	
N. 19 ² UT ARLINGTON [CSS]	W, 105-76	
N. 25 ² CLEVELAND STATE [FSN]	W, 68-61	
N. 27 ² EASTERN MICHIGAN [FSS]	W, 81-63	
D. 1 ³ vs. Providence [Fox Sports 1]	W, 79-65	
D. 6 ⁴ vs. No. 20/20 Baylor [ESPN]	L, 67-62	
D. 10	BOISE STATE [ESPN]	W, 70-55
D. 14	at No. 18/21 North Carolina [ESPN]	5:15 p.m.
D. 21	BELMONT [ESPNU]	12:00 p.m.
D. 28	LOUISVILLE [CBS]	4:00 p.m.
J. 8	* MISSISSIPPI STATE [SEC]	8:00 p.m.
J. 11	* at Vanderbilt [CBS]	1:00/3:00 p.m.
J. 14	* at Arkansas [ESPN]	9:00 p.m.
J. 18	* TENNESSEE [CBS]	12:00 p.m.
J. 21	* TEXAS A&M [ESPN]	9:00 p.m.
J. 25	* GEORGIA [SEC]	1:30 p.m.
J. 28	* at LSU [ESPN]	9:00 p.m.
F. 1	* at Missouri [CBS]	1:00 p.m.
F. 4	* OLE MISS [ESPNU]	7:00 p.m.
F. 8	* at Mississippi State [SEC]	1:30 p.m.
F. 12	* at Auburn [SEC]	8:00 p.m.
F. 15	* FLORIDA [ESPN]	9:00 p.m.
F. 18	* at Ole Miss [ESPN]	7:00 p.m.
F. 22	* LSU [ESPN/ESPN2]	4:00 p.m.
F. 27	* ARKANSAS [ESPN/ESPN2]	7:00 p.m.
M. 1	* at South Carolina [ESPN/ESPN2]	6:00 p.m.
M. 4	* ALABAMA [ESPN]	9:00 p.m.
M. 8	* at Florida [CBS]	12:00 p.m.
M.12-16 ⁵	SEC Tournament (Atlanta)	TBA

¹ State Farm Champions Classic (United Center, Chicago, Ill.);
² Keightley Classic (Rupp Arena, Lexington, Ky.); ³ Barclays Center (Brooklyn, N.Y.); ⁴ SEC/Big 12 Challenge (AT&T Stadium, Arlington, Texas); ⁵ SEC Tournament (Georgia Dome, Atlanta, Ga.)

No. 18/21 North Carolina (6-2, 0-0) vs. No. 11/10 Kentucky (8-2, 0-0)

Saturday, Dec. 14 • 5:15 p.m. ET • Smith Center (21.750) • Chapel Hill, N.C.

GAMECENTER

Kentucky Wildcats

Record: 8-2, 0-0 in SEC
 Rankings: No. 11 (AP)/No. 10 (Coaches)
 Last Game: Defeated Boise State, 70-55
 Head Coach: John Calipari
 Overall On-Court Record: 576-168 (.774)
 at UK: 131-28 (.824)
 Last Five Games: 4-1
 Calipari vs. North Carolina: 4-1
 All-Time Series: UNC leads 22-13

North Carolina Tar Heels

Record: 6-2, 0-0 in ACC
 Rankings: No. 18 (AP)/No. 21 (Coaches)
 Last Game: Defeated UNC-Greensboro, 81-50
 Head Coach: Roy Williams
 Overall On-Court Record: 706-182 (.795)
 at North Carolina: 288-81 (.780)
 Last Five Games: 4-1
 Williams vs. Kentucky: 7-7
 Last Meeting: UK, 73-72, (12/3/2012)

Television Info

Network: ESPN
 Talent: Dan Shulman (PxP), Dick Vitale (Analyst)
 Jeannine Edwards (Sideline)






UK/IMG Radio Network

Talent: Tom Leach (PxP), Mike Pratt (Analyst),
 Sirius/XM Channel: 111/194

CAT SCRATCHES

- The Wildcats are in their 111th season of basketball and are the national leaders in total wins with 2,119.
- Kentucky is in the midst of a tough stretch in the month of December. All six opponents in the month have two or fewer losses and have either been receiving votes or ranked in the top 25 of the Associated Press poll. The game at North Carolina is Kentucky's first true road game of the year.
- Freshman Julius Randle has scored in double-figures in all 10 games this season. He's the first UK player to log 10 consecutive games in double-digits since Darius Miller turned the trick from Feb. 15-March 17, 2011.
- Randle has eight double-double efforts this season. That's the most of any player in college basketball this season.
- Sophomore Willie Cauley-Stein has posted 43 blocks on the season, which is just one shy of Anthony Davis' 44 during his record-breaking season in 2012. Cauley-Stein has swatted 28 shots over his last four games which includes a pair of nine-rejection outings.
- Freshman James Young has knocked down at least one 3-pointer in nine of 10 games this season. He's hit multiple trey's in six games including each of the last three.
- Freshman Aaron Harrison has reached double-figure scoring in the first half in three of UK's last four games.
- According to KenPom.com the Wildcats rank 351st in the country in total experience which is considered the least experienced squad in the nation. The average experience of 0.23 years is the youngest collection of players in the history of KenPom's rankings dating back to 2007. The Citadel owns the record of 0.27 years during the 2008 season.

POSSIBLE STARTING LINEUP (BASED ON LAST GAME)

Willie Cauley-Stein #15	Aaron Harrison #2	Andrew Harrison #5	Julius Randle #30	James Young #1
				
Soph. - Forward 7-0 • 244 Olathe, Kan. Pts. - 9.1 Blks. - 4.3 Mins. - 26.3	Fresh. - Guard 6-6 • 218 Richmond, Texas Pts. - 13.8 Rebs. - 3.0 Mins. - 30.9	Fresh. - Guard 6-6 • 215 Richmond, Texas Pts. - 10.3 Assts. - 3.5 Mins. - 28.6	Fresh. - Forward 6-9 • 250 Dallas, Texas Pts. - 17.8 Rebs. - 12.0 Mins. - 30.7	Fresh. - For./Gua. 6-6 • 215 Rochester Hills, Mich. Pts. - 13.9 Rebs. - 3.9 Mins. - 32.1

MEDIA INFORMATION

Numerical Roster

No.	Name	Pos.	Ht.	Wt.	Yr.	Exp.	Hometown (Previous School)
00	Marcus Lee	F	6-9	215	Fr.	HS	Antioch, Calif. (Deer Valley)
1	James Young	F/G	6-6	215	Fr.	HS	Rochester Hills, Mich. (Rochester)
2	Aaron Harrison	G	6-6	218	Fr.	HS	Richmond, Texas (Travis)
3	Jarrold Polson	G	6-2	182	Sr.	3L	Nicholasville, Ky. (West Jessamine)
4	Jon Hood	G	6-7	215	Sr.	3L	Madisonville, Ky. (North Hopkins)
5	Andrew Harrison	G	6-6	215	Fr.	HS	Richmond, Texas (Travis)
13	Sam Malone	G	5-11	185	Jr.	2L	Scituate, Mass. (Scituate)
15	Willie Cauley-Stein	F	7-0	244	So.	1L	Olathe, Kan. (Northwest)
21	Tod Lanter	G	6-2	190	Jr.	1L	Lexington, Ky. (Gulf Coast St. CC)
22	Alex Poythress	F	6-8	239	So.	1L	Clarksville, Tenn. (Northeast)
24	EJ Floreal	G	6-3	195	Fr.	HS	Palo Alto, Calif. (Dunbar)
25	Dominique Hawkins	G	6-0	193	Fr.	HS	Richmond, Ky. (Madison Central)
30	Julius Randle	F	6-9	250	Fr.	HS	Dallas, Texas (Prestonwood Christian)
32	Brian Long	G	5-9	155	Jr.	2L	Dumont, N.J. (River Dell)
35	Derek Willis	F	6-9	205	Fr.	HS	Mt. Washington, Ky. (Bullit East)
44	Dakari Johnson	C	7-0	265	Fr.	HS	Brooklyn, N.Y. (Montverde Academy)

Social Media Guide

UK Athletics	@UKAthleticsNews
Kentucky Basketball	@KentuckyMBB
John Calipari	@UKCoachCalipari
Willie Cauley-Stein	@TrillGeta15
EJ Floreal	@BouncyE_24
Aaron Harrison	@AaronICE2
Andrew Harrison	@DrewRoc5
Dominique Hawkins	@Dhawk_25
Jon Hood	@jonnylightning4
Dakari Johnson	@dslowmotion22
Tod Lanter	@tod_lanterIII
Marcus Lee	@SuperKingMe
Brian Long	@brianlong32
Sam Malone	@SamMaloneuk13
Jarrold Polson	@jpolson05
Alex Poythress	@AlextheGreat22
Julius Randle	@J30_RANDLE
Derek Willis	@derek_willis33
James Young	@James63Young

Coaching Staff

Head Coach:	John Calipari (Clarion, 1983 - 5th season)
Assistant Coaches:	Orlando Antigua (Pittsburgh, 1995 - 5th season) Kenny Payne (Louisville, 2003 - 4th season) John Robic (Denison, 1986 - 5th season)
Special Asst. to Head Coach:	Rod Strickland (DePaul/Northeastern Illinois, 2013 - 5th season)
Coordinator of Performance:	Ray "Rock" Oliver (Kansas, 1986 - 2nd season)
Strength Coach:	Mike Malone (Mount Union College, 2001 - 3rd season)
Athletic Trainer:	Chris Simmons (Memphis, 2002 - 5th season)
Associate AD/Basketball Operations:	Chris Woolard (UCLA, 1997 - 3rd season)
Assistant Director of Basketball Operations:	Preston Spradlin (Alice Lloyd, 2009 - 4th season)

Pronunciation Guide

Willie Cauley-STEIN	(STINE)
EJ FLOREAL	(FLOOR-EE-AL)
DOMINIQUE Hawkins	(DOM-A-NEEK)
DAKARI Johnson	(DA-CAR-EE)
Alex POYTHRESS	(POY-THRESS)
John CALIPARI	(CAL-A-PEAR-EE)

Media Policies

MEDIA AVAILABILITY

Player interviews are conducted prior to practices and will be available to all UK media on the Joe Craft Center practice court. Coach John Calipari will meet with members of the media immediately following player interviews either on the practice court or in the Memorial Coliseum media room. Time and location will be announced by the UK Media Relations office.

INTERVIEWS

Media wishing to interview UK coach John Calipari are asked to notify John Hayden with UK Media Relations at 859.257.3838. No interviews will be allowed the day of a game. All interviews with Kentucky student-athletes must be coordinated through Deb Moore with UK Media Relations. Telephone interviews will be fulfilled at a time that does not interfere with the player's academic or practice schedule. All interview requests must be placed at least 24-hours in advance.

POSTGAME INTERVIEWS

The Kentucky locker room is normally closed to the media following games. For home games, Coach Calipari and player interviews will be conducted in the Rupp Arena Interview Room following a brief cooling-off period.

SEC TELECONFERENCE

The SEC conducts weekly teleconferences with the league's coaches. The teleconferences begin Jan. 6, 2014 through March 10. Kentucky coach John Calipari will speak every Monday during that time period at 11:35 a.m. ET.

John Hayden Associate Director



John.Hayden@uky.edu
859.257.3838 (work)
859.559.9399 (home)
Coach Calipari requests
Main Basketball Contact
@UKMR_JHayden

Deb Moore Assistant Director



Deb.Moore@uky.edu
859.257.3838 (work)
859.559.5781 (home)
MBB Player Requests
Secondary Contact
@UKMR_Deb

Jamie Holloway Office Coordinator



Jamie.Holloway@uky.edu
859.257.3838 (work)
Credentials

TV CHART



00

Marcus Lee

6-9 • 215 • Fr. • F
Antioch, Calif.
(Deer Valley)



1

James Young

6-6 • 215 • Fr. • 6/F
Rochester Hills,
Mich.
(Rochester)



2

Aaron Harrison

6-6 • 218 • Fr. • 6
Richmond, Texas
(Travis)



3

Jarrod Polson


6-2 • 182 • Sr. • 6
Nicholasville, Ky.
(West Jessamine)



4

Jon Hood

6-7 • 215 • Sr. • 6
Madisonville, Ky.
(North Hopkins)



5

Andrew Harrison

6-6 • 215 • Fr. • 6
Richmond, Texas
(Travis)



13

Sam Malone

5-11 • 185 • Jr. • 6
Scituate, Mass.
(Scituate)



15

Willie Cauley-Stein

7-0 • 244 • So. • F
Olathe, Kan.
(Northwest)



21

Tod Lanter

6-2 • 190 • Jr. • 6
Lexington, Ky.
(Gulf Coast State CC)



22

Alex Poythress

6-8 • 239 • So. • F
Clarksville, Tenn.
(Northeast)



24

EJ Floreal

6-3 • 195 • Fr. • 6
Palo Alto, Calif.
(Dunbar)



25

Dominique Hawkins

6-0 • 193 • Fr. • 6
Richmond, Ky.
(Madison Central)



30

Julius Randle

6-9 • 250 • Fr. • F
Dallas, Texas
(Prestonwood Christian)



32

Brian Long


5-9 • 155 • Jr. • 6
Dumont, N.J.
(River Dell)



35

Derek Willis

6-9 • 205 • Fr. • F
Mt. Washington, Ky.
(Bullitt East)



44

Dakari Johnson

7-0 • 265 • Fr. • C
Brooklyn, N.Y.
(Montverde Academy)



John Calipari

Head Coach
Fifth Year at UK
(Clarion, '82)



Orlando Antigua

Assistant Coach
Fifth Year at UK
(Pittsburgh, '95)



Kenny Payne

Assistant Coach
Fourth Year at UK
(Louisville, '03)



John Robic

Assistant Coach
Fifth Year at UK
(Denison, '86)

OPPONENT CAPSULE - NORTH CAROLINA TAR HEELS

STAT BREAKDOWN

Team Stats		
Kentucky	Stat	North Carolina
80.8	PPG	77.5
63.4	Opp. PPG	66.5
.482	FG%	.478
.363	Opp. FG%	.376
.325	3-FG%	.299
.311	Opp. 3-FG%	.316
.670	FT%	.618
.691	Opp. FT%	.754
44.3	RPG	41.5
31.9	Opp. RPG	34.1
15.5	Off. RPG	14.3
28.8	Def. RPG	27.3
17.7	Fouls	20.0
13.2	TO	12.9
11.0	Opp. TO	15.5
129	Assists	127
12.9	APG	15.9
40	Steals	61
4.0	SPG	7.6
78	Blocks	36
7.8	BPG	4.5

Individual Leaders

Kentucky	Stat	North Carolina
Randle - 17.8	PPG	Paige - 18.8
Young - 13.9		Johnson - 13.6
Aa. Harrison - 13.8		McAdoo - 13.0
Randle - 12.0	RPG	Johnson - 6.9
Cauley-Stein - 7.7		Meeks - 6.6
Lee - .714	FG%	Johnson - .622
An. Harrison - .381	3-FG%	Paige - .392
An. Harrison - .789	FT%	Paige - .872
An. Harrison - 35	Assists	Paige - 36
Cauley-Stein - 11	Steals	Two with - 12
Cauley-Stein - 43	Blocks	Johnson - 11

Projected Starters*

#	Class	Name	Pos.	Pts.	Rebs.	Assts.	Blks.	Stls.
0	Fr.	Nate Britt	G	5.6	2.3	2.5	0.0	1.4
5	So.	Marcus Paige	G	18.8	3.3	4.5	0.3	1.5
13	So.	J.P. Tokoto	F	9.4	5.5	2.6	0.4	1.3
42	So.	Joel James	F	4.0	4.8	0.3	0.3	0.1
43	Jr.	James Michael McAdoo	F	13.0	5.9	1.3	1.1	1.5

*based on the last game played

A Look at the Series ...

Scouting the Tar Heels

North Carolina enters the matchup with UK owning a 6-2 overall record and a national ranking of No. 18. The Tar Heels have captured top-five victories over Louisville and Michigan State, but have also suffered setbacks to Belmont and UAB.

UNC is paced by a trio of players averaging double-digit scoring with sophomore Marcus Paige pouring in a team-best 18.8 per game. Paige also leads the team with 20 made 3-pointers and 36 assists on the year.

Brice Johnson comes off the bench to average 13.6 points and a squad-high 6.9 rebounds per game.

Head Coach Roy Williams

North Carolina's second round win over Villanova in the 2013 NCAA Tournament marked the 700th collegiate head coaching victory for Roy Williams, making him just the 21st to reach that plateau in Division I men's basketball history.

It also was the 282nd win as UNC's head coach, the most wins in any 10-year span in the history of Carolina Basketball.

Only one other coach - former UK coach Adolph Rupp - has won 700 games with a higher winning percentage than Williams. Rupp's teams won 82.2 percent of their games, while Williams has led Kansas and UNC to wins at a rate of 79.5 percent.

That is the highest winning percentage among active coaches with at least 15 years experience, is second among all Division I active coaches and sixth-best all-time.

Williams enters his 11th season as the head coach of the Tar Heels and 26th as a college head coach. A member of the Naismith Basketball and College Basketball Halls of Fame, Williams has led Carolina to national champi-

onships in 2005 and 2009, another Final Four in 2008, Elite Eights in 2007, 2011 and 2012, five NCAA Tournament No. 1 seeds, seven Associated Press Top 10 final rankings, six ACC regular-season titles, two ACC Tournament crowns, five 30-win seasons and developed 14 first-round NBA Draft picks.

Kentucky-North Carolina Series

North Carolina owns a 22-13 record over Kentucky in the all-time series, but UK is winners of three of the last four matchups between the two teams. Kentucky has signature victories over Carolina in the John Calipari era that includes a 68-66 win during the 2009-10 season, a 76-69 victory in the NCAA Tournament in 2011 and in the team's last meeting, a 73-72 win in 2011-12.

In the last meeting, pushed and pressured all day, Anthony Davis finally went somewhere else no one could on the floor. Up.

The freshman soared to block John Henson's shot in the final seconds and No. 1 Kentucky held on to beat No. 5 North Carolina 73-72 on Saturday to extend the Wildcats' home winning streak to 39 games.

Freshman Michael Kidd-Gilchrist scored 17 points and grabbed 11 rebounds for Kentucky (8-0) and Doron Lamb added 12 of his 14 points after halftime in the heavily hyped matchup.

Kentucky vs. the ACC

Kentucky is 127-63 overall against teams that make up the Atlantic Coast Conference. Kentucky remains undefeated against only ACC member, owning a 5-0 mark against Wake Forest.

Opponent Media Information

Contact: Steve Kirschner

Phone - 919.962.7258

Email - skirschner@unca.unc.edu

THE POLLS

Associated Press
Dec. 9

Rk.	Team (First Place Votes)
1	Arizona (63)
2	Syracuse (2)
3	Ohio State
4	Wisconsin
5	Michigan State
6	Louisville
7	Oklahoma State
8	Duke
9	Connecticut
10	Villanova
11	KENTUCKY
12	Wichita State
13	Kansas
14	Baylor
15	Oregon
16	Memphis
17	Iowa State
18	North Carolina
19	Florida
20	Gonzaga
21	Colorado
22	Massachusetts
23	Iowa
24	Missouri
25	San Diego State

Others Receiving Votes:

UCLA, New Mexico, Pittsburgh, Boise State, Michigan, VCU, Dayton, Cincinnati, Harvard, Indiana, Saint Mary's, Creighton, George Washington, Oklahoma, Toledo

Coaches
Dec. 9

Rk.	Team (First Place Votes)
1	Arizona (30)
2	Ohio State (1)
3	Syracuse (1)
4	Louisville
5	Michigan State
6	Wisconsin
7	Duke
8	Wichita State
9	Oklahoma State
10	KENTUCKY
11	Oregon
12	Connecticut
13	Kansas
14	Villanova
15	Memphis
16	Iowa State
16	Gonzaga
18	Baylor
19	Florida
20	Massachusetts
21	North Carolina
22	Iowa
23	UCLA
24	San Diego State
25	Michigan

Others Receiving Votes:

Missouri, Colorado, Pittsburgh, New Mexico, Boise State, Saint Mary's, Indiana, VCU, Creighton, Virginia, Saint Louis, George Washington

UK'S WEEKLY RANKINGS

DATE	AP	Coaches	RPI
Preseason	1	1	-
Nov. 11	1	1	-
Nov. 18	4	5	-
Nov. 25	3	4	-
Dec. 2	3	4	-
Dec. 9	11	10	-

THE SOUTHEASTERN CONFERENCE

SEC Standings
(Through Dec. 12)

Team	SEC (Pct.)	GB	Overall (Pct.)
Missouri	0-0 (.000)	-	9-0 (1.000)
Kentucky	0-0 (.000)	-	8-2 (.800)
Arkansas	0-0 (.000)	-	7-2 (.778)
Florida	0-0 (.000)	-	7-2 (.778)
Texas A&M	0-0 (.000)	-	7-2 (.778)
Ole Miss	0-0 (.000)	-	6-2 (.750)
Tennessee	0-0 (.000)	-	6-2 (.750)
LSU	0-0 (.000)	-	5-2 (.714)
Miss. State	0-0 (.000)	-	5-2 (.714)
Vanderbilt	0-0 (.000)	-	5-3 (.625)
Auburn	0-0 (.000)	-	4-3 (.571)
Alabama	0-0 (.000)	-	4-4 (.500)
Georgia	0-0 (.000)	-	3-4 (.429)
S. Carolina	0-0 (.000)	-	2-3 (.400)

Upcoming Schedule

Date	Time	Game	TV
12/14	2:00	Tennessee at Wichita St.	ESPN2
12/14	4:00	Lipscomb at Georgia	-
12/14	5:00	Middle Tenn. at Ole Miss	CSS
12/14	5:15	Kentucky at North Carolina	CBS
12/14	8:00	Charleston South. at Alabama	-
12/14	8:00	Louisiana-Monroe at LSU	CST
12/14	8:00	McNeese St. at Texas A&M	FSN
12/15	8:00	Mississippi St. at SE Louisiana	-
12/17	7:00	Manhattan at South Carolina	-
12/17	8:00	Florida A&M at Mississippi St.	-
12/17	9:00	Wichita State at Alabama	ESPNU
12/17	9:00	Florida vs. Memphis	ESPN
12/17	9:00	Austin Peay at Vanderbilt	CSS
12/18	7:00	Louisiana-Monroe at Ole Miss	-
12/18	7:00	NC State at Tennessee	ESPNU
12/18	9:00	LSU at Texas Tech	ESPNU
12/19	11:30	Gardner-Webb at Georgia	-
12/19	4:00	USC-Upstate at S. Carolina	FSNS
12/19	8:00	UT Martin at Arkansas	-
12/19	8:00	Clemson at Auburn	FSN
12/19	9:00	FGCU at Mississippi St.	CSS
12/21	Noon	Belmont at Kentucky	ESPNU
12/21	2:00	Western Carolina at Georgia	CSS
12/21	4:00	Georgia Tech at Vanderbilt	FSN
12/21	4:30	Florida vs. Fresno State	SUN/FSN
12/21	5:00	UAB at LSU	CST
12/21	5:30	Missouri vs. Illinois	ESPN2
12/21	7:00	Xavier at Alabama	CSS
12/21	7:00	Texas A&M vs. Oklahoma	ESPNU
12/21	8:00	S. Alabama at Arkansas	-

*all times Eastern

Kentucky in the SEC Stats
as of Dec. 12
[NCAA Rank]

CATEGORY	TEAM [NATIONAL] RANK (STAT)
Scoring	4th [40th] (80.8)
Scoring Defense	3rd [41st] (63.4)
Scoring Margin	1st [16th] (+17.4)
Free Throw %	10th [247th] (.670)
Field Goal %	3rd [70th] (.482)
Field Goal % Def.	1st [10th] (.363)
3-Pt. Field Goal %	8th [182nd] (.325)
3-Pt. FG % Def.	6th [100th] (.311)
Rebounding Offense	2nd (44.3)
Rebounding Defense	3rd (31.9)
Rebounding Margin	1st [6th] (+12.4)
Blocked Shots	2nd [7th] (7.8)
Assists	6th [136th] (12.9)
Steals	14th [330th] (4.0)
Turnover Margin	12th [244th] (-2.2)
Assist/TO Ratio	7th [149th] (1.0)
Offensive Rebounds	3rd (15.5)
Defensive Rebounds	3rd (28.8)
Defensive Rebound Pct.	12th (.674)
Offensive Rebound Pct.	1st (.463)
3-Point FG Made	6th [239th] (5.3)

INDIVIDUAL [NATIONAL] RANK (STAT)

PLAYER	Scoring
Julius Randle	8th [123rd] (17.9)
James Young	20th (13.9)
Aaron Harrison	21st (13.8)

PLAYER	Rebounding
Julius Randle	1st [3rd] (12.0)
Willie Cauley-Stein	11th [123rd] (7.7)
Alex Pooythress	19th (5.9)

PLAYER	Field Goal Percentage
Julius Randle	5th [118th] (.538)

PLAYER	Assists
Andrew Harrison	7th [215th] (3.5)

PLAYER	Free Throw Percentage
Andrew Harrison	5th [241st] (.789)
Aaron Harrison	110th (.766)

PLAYER	3-Point Field Goal Percentage
James Young	7th (.343)

PLAYER	3-Point Field Goals Made
James Young	5th [144th] (2.4)

PLAYER	Blocked Shots
Willie Cauley-Stein	1st [9th] (4.3)

PLAYER	Assist to TO Ratio
Andrew Harrison	[246th] 8th (1.5)

PLAYER	Offensive Rebounds
Julius Randle	1st (4.4)
Willie Cauley-Stein	10th (3.2)

PLAYER	Defensive Rebounds
Julius Randle	1st (7.6)

PLAYER	Minutes Played
James Young	8th (32.1)
Julius Randle	110th (31.0)

SEASON & CAREER TOTALS

(Kentucky's record in such games ...)

Double-Figure Scoring

Player	2013-14	Career
Poythress	1 (1-0)	17 (14-3)
Cauley-Stein	4 (4-0)	15 (12-3)
Randle	10 (8-2)	10 (8-2)
Aa. Harrison	8 (7-1)	8 (7-1)
Young	7 (5-2)	7 (5-2)
An. Harrison	5 (4-1)	5 (4-1)
Polson	0 (0-0)	3 (1-2)
Lee	2 (2-0)	2 (2-0)
Johnson	1 (1-0)	1 (1-0)

20+ Point Games

Player	2013-14	Career
Poythress	0 (0-0)	6 (5-1)
Randle	4 (3-1)	4 (3-1)
Aa. Harrison	2 (2-0)	2 (2-0)
Young	2 (2-0)	2 (2-0)
Cauley-Stein	0 (0-0)	1 (1-0)

15+ Point Games

Player	2013-14	Career
Poythress	0 (0-0)	11 (10-1)
Randle	7 (5-2)	7 (5-2)
Aa. Harrison	5 (4-1)	5 (4-1)
Young	4 (3-1)	4 (3-1)
Cauley-Stein	2 (2-0)	3 (3-0)
An. Harrison	1 (1-0)	1 (1-0)
Lee	1 (1-0)	1 (1-0)

10+ Rebound Games

Player	2013-14	Career
Cauley-Stein	3 (3-0)	8 (6-2)
Randle	8 (7-1)	8 (7-1)
Poythress	2 (1-1)	4 (3-1)

Double-Doubles

Player	2013-14	Career
Randle	8 (7-1)	8 (7-1)
Cauley-Stein	1 (1-0)	5 (3-2)
Poythress	1 (1-0)	2 (2-0)

3+ Steal Game

Player	2013-14	Career
Cauley-Stein	1 (1-0)	3 (3-0)
Aa. Harrison	2 (2-0)	2 (2-0)

3+ Block Game

Player	2013-14	Career
Cauley-Stein	7 (6-1)	19 (16-3)
Lee	1 (1-0)	1 (1-0)
Poythress	1 (0-1)	1 (0-1)

Scoring Leader

Player	2013-14	Career
Randle	5 (3-2)	5 (3-2)
Poythress	0 (0-0)	4 (3-1)
Cauley-Stein	0 (0-0)	2 (1-1)
Young	3 (3-0)	3 (3-0)
Aa. Harrison	2 (2-0)	2 (2-0)

Rebounding Leader

Player	2013-14	Career
Cauley-Stein	2 (2-0)	11 (7-4)
Randle	10 (8-2)	10 (8-2)
Poythress	0 (0-0)	6 (5-1)

Assists Leader

Player	2013-14	Career
An. Harrison	6 (4-2)	6 (4-2)
Polson	0 (0-0)	5 (3-2)
Poythress	1 (1-0)	4 (3-1)
Cauley-Stein	0 (0-0)	2 (2-0)
Aa. Harrison	2 (1-1)	2 (1-1)
Hawkins	2 (2-0)	2 (2-0)
Randle	2 (2-0)	2 (2-0)
Young	2 (2-0)	2 (2-0)

What's Trending Over the Last Five Games?

- Kentucky has won four of the last five.
- Aaron Harrison leads four players scoring in double-figures with 15.2 points per game.
- UK is shooting .469 from the field and limiting opponents to .361.
- Willie Cauley-Stein has 32 blocks.
- Three players are averaging more than five rebounds per game, Julius Randle, Cauley-Stein and James Young.
- Kentucky has made nearly 100 free throws, having sunk 98 over the last five outings.

Sultan of Swat

Sophomore Willie Cauley-Stein leads UK in blocks with 43 on the season. For his career he has swatted 103 total shots, a total which ranks 19th in UK history. He's two shy of taking over Nerlens Noel's spot at No. 18 on the list. Jamaal Magloire ranks first all-time with 268 total blocks.

Cauley-Stein's 43 blocks through the first 10 games of the season ranks as the second-most in the John Calipari era. Anthony Davis had 44 to begin his record-breaking year in the first 10 games.

In one of his personal record-setting nine-block performances, Cauley-Stein helped guide the Wildcats to a new accomplishment vs. Providence. The Friars shot 9-of-42 from two-point range and of those 33 misses, 11 were blocks, nine coming from the sophomore.

Rk.	Player	Total Blocks
1	Jamaal Magloire	268
15	Kenny Walker	122
16	Reggie Hanson	119
17	Walter McCarty	109
18	Nerlens Noel	105
19	Willie Cauley-Stein	103

Efficient Cats

Going back to the first season under the direction of John Calipari, UK has been one of the most efficient offensive teams in the country. According to Ken Pomeroy's calculations on KenPom.com, UK's teams have consistently ranked among the most efficient teams in the country per possession.

Yr.	Off (Rnk)	Def (Rnk)	Overall
2014	117.7 (5)	95.7 (41)	7th
2013	108.8 (42)	99.1 (129)	42nd
2012	122.9 (2)	88.2 (9)	1st
2011	118.1 (7)	90.4 (15)	6th
2010	116.1 (15)	86.2 (6)	3rd

In the Midst of a Tough Stretch

The month of December is forecasting as a tough stretch for the young Wildcats. Beginning with Providence on Dec. 1, UK faces teams with two losses or fewer in all six games in the final month of the calendar year. All six opponents have also either been receiving votes or ranked in the top 25.

UK'S RECORD WHEN

KENTUCKY RECORD	ALL	SEC
Leading at halftime:	7-1	0-0
Tied at the half:	0-0	0-0
Trailing at halftime:	1-1	0-0
Shoot 50% or higher:	4-0	0-0
Shoot less than 50%:	4-2	0-0
Shoot higher % than opp.:	8-0	0-0
Shoot lower % than opp.:	0-2	0-0
Opp. shoot worse than 50%:	8-2	0-0
Opp. shoot 50% or higher:	0-0	0-0
Score less than 60 points:	0-0	0-0
Score 60-69 points:	1-1	0-0
Score 70-79 points:	2-1	0-0
Score 80-89 points:	3-0	0-0
Score 90-99 points:	1-0	0-0
Score 100+ points:	1-0	0-0
Opp. score less than 60 pts.:	3-0	0-0
Opp. score 60-69 pts.:	4-1	0-0
Opp. score 70-79 pts.:	1-1	0-0
Opp. score 80-89 points:	0-0	0-0
Opp. score 90-99 points:	0-0	0-0
Opp. score 100+ points:	0-0	0-0
Outrebounded opponent:	8-1	0-0
Outrebounded by opponent:	0-1	0-0
Equal number of rebounds:	0-0	0-0
Fewer turnovers than opp.:	2-1	0-0
Same turnovers as opp.:	1-0	0-0
More turnovers than opp.:	5-1	0-0
Make 8 or more 3-pointers:	1-1	0-0
Make 7 or fewer 3-pointers:	7-1	0-0
Games decided by 5 or fewer:	0-2	0-0
Overtime games:	0-0	0-0
On CBS:	0-0	0-0
On ESPN/ESPN2/ESPNU:	2-2	0-0
On Fox Sports1:	1-0	0-0
On SEC Network:	0-0	0-0
On ABC:	0-0	0-0
On FSN:	4-0	0-0
On CSS:	1-0	0-0
vs. SEC at Home:	0-0	0-0
vs. SEC on Road:	0-0	0-0
Games vs. ranked opp.:	0-2	0-0
Games following a loss:	2-0	0-0
Games following a win:	5-2	0-0
More points in the paint:	8-0	0-0
Fewer/Same points in the paint:	0-2	0-0
More bench points than opp.:	6-0	0-0
Fewer or same bench pts.:	2-2	0-0
More 2nd-chance points:	7-1	0-0
Fewer or same 2nd chance pts.:	1-1	0-0
More or same points off TOs:	3-1	0-0
Fewer points off TOs:	5-1	0-0
On Monday:	1-0	0-0
On Tuesday:	2-1	0-0
On Wednesday:	1-0	0-0
On Thursday:	0-0	0-0
On Friday:	1-1	0-0
On Saturday:	0-0	0-0
On Sunday:	3-0	0-0
In November:	5-1	0-0
In December:	2-1	0-0
In January:	0-0	0-0
In February:	0-0	0-0
In March:	0-0	0-0

HONORING THE CATS

WILLIE CAULEY-STEIN

CBS Sports Preseason Third Team All-America
 SEC Preseason Second Team All-SEC (Media)
 SEC Preseason Second Team All-SEC (Coaches)
 CollegeSportsMadness.com Preseason Second Team All-SEC

AARON HARRISON

SEC Freshman of the Week (12/1/13)
 Wayman Tisdale Award Watch List

ANDREW HARRISON

Naismith Trophy Watch List
 Bob Cousy Award Watch List
 Wayman Tisdale Award Watch List

CBS Sports Preseason Third Team All-America
 SEC Preseason Second Team All-SEC (Media)
 SEC Preseason Second Team All-SEC (Coaches)
 CollegeSportsMadness.com Preseason First Team All-SEC

DAKARI JOHNSON

SEC Preseason Second Team All-SEC (Media)

JARROD POLSON

NABC AllState Good Works Team Nominee

ALEX POYTHRESS

CollegeSportsMadness.com Preseason Second Team All-SEC
 SEC Preseason Second Team All-SEC (Coaches)

JULIUS RANDLE

SEC Player of the Week (11/11/13)
 CBS National Player of the Week (11/11/13)
 CollegeSportsMadness.com SEC Player of the Week (11/11/13)
 CollegeSportsMadness.com SEC Team of Month (Dec)
 Naismith Trophy Watch List

Oscar Robertston Trophy Watch List

Wayman Tisdale Award Watch List

CBS Sports Preseason First Team All-America
 NBC Sports Preseason First Team All-America
 SEC Preseason Player of the Year (Media)
 SEC Preseason First Team All-SEC (Media)
 SEC Preseason First Team All-SEC (Coaches)

CollegeSportsMadness.com Preseason Freshman of the Year

CollegeSportsMadness.com Preseason First Team All-SEC

JAMES YOUNG

SEC Freshman of the Week (11/25/13)
 Naismith Trophy Watch List

Wayman Tisdale Award Watch List

SEC Preseason Second Team All-SEC (Coaches)
 NBC Sports Preseason All-America Honorable Mention

UK as the No. 11 AP Ranked Team

Kentucky is 44-8 all-time as the Associated Press' No. 11 rated squad. UK owns an 8-1 clip as the No. 11 team in the John Calipari era. Kentucky spent eight weeks ranked No. 11 during the 2010-11 season, the last such time UK owned that rating.

Randle on Freshman Record Lists Already

Through just 10 games into the season, freshman Julius Randle already ranks 23rd in program history for made free throws for a first-year player. Randle has made 64 free throws thus far into the year. John Wall owns the record with 175 in 2010.

Rk.	Player	FTs
1	John Wall	175
20	Ed Davender	78
21	Roderick Rhodes	70
22	Chuck Verderber	65
23	Julius Randle	61

Randle has logged 178 points, including scoring in double-figures in all 10 games. He's the first player to achieve the feat since Darius Miller from Feb. 15-March 17, 2011. That total is good for 50th in program history for a first-year player. He's 10 points shy of matching Chuck Hayes and Jared Prickett for 49th place. Brandon Knight owns the record with 657 for the season.

Rk.	Player	Points
1	Brandon Knight	657
5	Anthony Davis	567
25	Wallace Jones	290
45	Darius Miller/Jeff Brassow	191
47	Chuck Verderber	189
48	Chuck Hayes/Jared Prickett	188
50	Julius Randle	178

Young Cats, Tall Cats

According to KenPom.com, the Wildcats experience stands at 0.22 years, ranking 351st out of 351 teams in the nation resulting in UK being considered the least experienced team in the country.

In the history of KenPom's tracking of experience dating back to 2007, the 2013-14 Wildcats are the youngest team ever. The Citadel's 0.27 years of experience in 2008 comes the closest to UK's mark.

However, UK's average height of 79.5 inches is the tallest squad in the country.

Year	Team	Avg. Experience
2014	Kentucky	0.22
2013	Texas	0.44
2012	St. John's	0.45
2011	Stetson	0.73
2010	Presbyterian	0.46
2009	Ole Miss	0.63
2008	Citadel	0.27
2007	Texas	0.41

Wildcats in December

Kentucky is 489-119 all-time in the month of December. That record includes a 26-5 mark under John Calipari and 2-1 thus far in 2013-14.

Double-Double Info

Julius Randle had seven-straight double-double efforts to begin the 2013-14 season. He joined Jim Andrews as the only other player to record seven-straight to begin the year in 1971-72.

Through 10 games he has garnered eight double-doubles which is a mark that currently leads the nation for any player.

Three-Mania

UK has the nation's third-longest active streak of consecutive games with a made 3-pointer. UK has hit a 3-pointer in 870 consecutive games, which trails only UNLV and Vanderbilt. The Wildcats' last game without a 3-pointer came against Seton Hall on Nov. 26, 1988, a "three-point" loss in the Great Alaska Shootout.

UNLV and Vanderbilt have hit a 3-pointer in every game since the 3-point rule was adopted to start the 1986-87 season. Through Dec. 10, the Rebels' streak is 882 games, while Vanderbilt's streak is 872 games.

A Winning Institution

The University of Kentucky is one of just seven institutions in the nation that has seen both its men's and women's basketball programs tally 20 or more wins in four-consecutive seasons. UK joins BYU, Duke, Gonzaga, Miami (FL), Notre Dame and Syracuse that have all had four-consecutive 20-win seasons by both their men's and women's teams.

UK has tallied a 250-57 (.814) combined record between its two programs since the 2009-10 season as of Dec. 7. That record includes a 143-5 (.966) mark in Lexington in Rupp Arena (men) and Memorial Coliseum (women).

UK vs. the Country

UK has taken on three of four first-time opponents this season in Northern Kentucky, UT Arlington and Boise State. UK will also play Belmont for the first time during the 2013-14 season. With wins over NKU and UTA, UK has played 212 of the current 351 Division I programs.

The Freshmen Five

Kentucky started five freshmen (Aaron Harrison, Andrew Harrison, Marcus Lee, Julius Randle and James Young) against Robert Morris marking the first time in school history the starting lineup was comprised of only first-year players. UK started the same lineup in four-straight games.

Field Day

In a 79-65 win over Providence, Kentucky shot .643 (27-42) from the field which is a mark that ranks as the third-best output in the John Calipari era. In the history of the program, Kentucky has shot .640 or better on 37 occasions.

Furthermore, the Blue and White connected on .750 (6-8) from long range. That mark is the best in school history in a single contest. The next best shooting night from 3-point range was when UK shot .714 (5-7) vs. Indiana on Dec. 6, 1986.

Aaron Harrison Honored as SEC Freshman of the Week

Aaron Harrison averaged 18.5 points, 5.0 rebounds and 3.0 assists per game in two victories for Kentucky and earned SEC Freshman of the Week accolades on Dec. 2. He poured in a team-high 22 points and sunk nine free throws while adding a career-best seven boards vs. Eastern Michigan. He followed that performance with a 15-point, four-assist outing vs. Providence.

Polson a Nominee for Good Works Team

Senior Jarrod Polson was named a nominee for the second-annual National Association of Basketball Coaches AllState Good Works Team. The award recognizes a select group of college basketball student-athletes who have made significant contributions to the greater good of their communities through volunteerism and civic service.

The senior from Nicholasville, Ky., has logged more than 100 hours of service since his arrival on campus. Throughout his time with the UK men's basketball team, Polson has coupled with his teammates in various service projects including the Salvation Army, Samaritan's Feet, clothing drives, God's Pantry Backpack program, a tele-a-thon for Hurricane Sandy relief, and various UK basketball camps.

The summer following his junior season, he joined seven other UK athletes from various teams on a service trip for a week to Ethiopia.

In addition to these projects, Polson is a member of Christian Student Fellowship where he has been active since his sophomore year. The past two years he has served as a leader to that group.

Outside of Lexington, Polson remains active in his hometown. He is a presence as a motivational speaker at both his former high school and middle school.

Polson graduated from Kentucky in May of 2013 with a BA degree in Business - Finance in just three years as a student at the University. He maintained a GPA of 3.472, and is now currently pursuing a second degree in Marketing while he completes his athletic eligibility.

Comeback Cats

Kentucky faced an 11-point halftime deficit against Cleveland State and ended the game on a 24-7 run to topple the visiting Vikings 68-61. It marked just the second double-digit deficit of the season for UK, who trailed by 14 to Michigan State and eventually tied the score against the Spartans before falling by four.

Young Named Freshman of the Week

Young led the Wildcats with 26 points in a 105-76 win over UT Arlington and was named SEC Freshman of the Week for his efforts on Nov. 25. En route to the 26 points, Young knocked down five 3-pointers and made eight of his 14 (.571) field goal attempts. Young also dished out a career-high three assists and had two rebounds and two steals.

Three Named to Naismith Watch List

Andrew Harrison, Julius Randle and James Young were represented on the list of 50 players across the country considered candidates for the Naismith Trophy. Each year, the Atlanta Tipoff Club's Board of Selectors chooses the 50 pre-season "Naismith Watch" list as well as the mid-season team of 30 candidates. The Naismith voting academy narrows that group down to four finalists who will make up the final ballot. Named in honor of Dr. James Naismith, creator of the game of basketball, the first trophy was awarded to UCLA's Lew Alcindor, later known as Kareem Abdul-Jabbar, in 1969. Anthony Davis became UK's first winner of the award in 2012 after guiding the Cats to their eighth national title.

Harrison Goes Perfect from the Line

Freshman Aaron Harrison went a perfect 10-for-10 from the charity stripe in a win over Robert Morris en route to a career-high 28-point performance. He is just the second player in the Calipari era to hit all 10 of his free throw shots, joining Michael Kidd-Gilchrist as the other to achieve the feat. Kidd-Gilchrist was 10-of-10 in the Sweet 16 win over Indiana in 2012.

The 28 points scored in a game as a first-year player ranks seventh all-time in UK history. Terrence Jones owns the record with 35 against Auburn on Jan. 11, 2011.

National History

Julius Randle opened his collegiate career with three-straight 20-point, 10-rebound efforts. He is the first Division I player since Kansas State's Michael Beasley achieved the same feat in 2007.

Wildcats Ink Four for 2014

The Kentucky men's basketball team added four of the top signees from the Class of 2014 in the early signing period, receiving National

KENTUCKY'S OPPONENTS

Opponent	Record	AP/USA	RPI
UNC Asheville	1-7	nr/nr	-
Northern Kentucky	1-7	nr/nr	-
Michigan State	7-1	5/1	-
Robert Morris	3-7	nr/nr	-
UT Arlington	3-6	nr/nr	-
Cleveland State	4-5	nr/nr	-
Eastern Michigan	5-3	nr/nr	-
Providence	8-2	nr/nr	-
Baylor	8-1	14/18	-
Boise State	8-0	RV/RV	-
North Carolina	6-2	18/21	-
Belmont	8-2	nr/nr	-
Louisville	8-1	6/4	-
Mississippi State	5-2	nr/nr	-
Vanderbilt	5-3	nr/nr	-
Arkansas	6-2	nr/nr	-
Tennessee	6-2	nr/nr	-
Texas A&M	7-2	nr/nr	-
Georgia	3-4	nr/nr	-
LSU	5-2	nr/nr	-
Missouri	9-0	24/RV	-
Ole Miss	6-2	nr/nr	-
Auburn	4-3	nr/nr	-
Florida	6-2	19/19	-
South Carolina	2-3	nr/nr	-
Alabama	4-4	nr/nr	-
**As of Dec. 9			

UK IN THE CLUTCH

Free Throw Shooting Down the Stretch ...

Player	5-2:00	Under 2	OT
00 - Lee	0-1 (.000)	0-0 (.000)	0-0(.000)
1 - Young	0-2 (.000)	0-0 (.000)	0-0(.000)
2 - Harrison	2-2 (.000)	0-0 (.000)	0-0(.000)
3 - Polson	0-0 (.000)	0-0 (.000)	0-0(.000)
4 - Hood	0-0 (.000)	0-0 (.000)	0-0(.000)
5 - Harrison	4-4 (1.000)	2-2 (1.000)	0-0(.000)
13 - Malone	0-0 (.000)	0-0 (.000)	0-0(.000)
15 - Cauley-Stein	2-2 (1.000)	0-0 (.000)	0-0(.000)
21 - Lanter	0-0 (.000)	0-0 (.000)	0-0(.000)
22 - Poythress	0-0 (.000)	0-0 (.000)	0-0(.000)
24 - Floreal	0-0 (.000)	0-0 (.000)	0-0(.000)
25 - Hawkins	0-0 (.000)	1-2 (.500)	0-0(.000)
30 - Randle	4-6 (.667)	4-7 (1.000)	0-0(.000)
32 - Long	0-0 (.000)	0-0 (.000)	0-0(.000)
35 - Willis	0-0 (.000)	0-0 (.000)	0-0(.000)
44 - Johnson	0-0 (.000)	0-0 (.000)	0-0(.000)
Team Total	12-17 (.706)	7-11 (.636)	0-0(.000)

[final five minutes of regulation and overtime in a six-point game with five minutes remaining]

MISC. FACTS

Largest Halftime Lead
26, vs. Northern Kentucky (11/10/13)

Largest SEC Halftime Lead
-

Largest Halftime Deficit
12, vs. Michigan State (11/12/13)

Largest SEC Halftime Deficit
-

Largest UK Lead
40, vs. Robert Morris (11/17/13)

Largest UK Lead in SEC
-

Largest UK Deficit
15, vs. Michigan State (11/12/13)

Largest UK Deficit in SEC
-

Largest UK Deficit in a Win
11, vs. Cleveland State (11/25/13)

Largest UK Deficit in an SEC Win
-

Largest UK Win
38, vs. Robert Morris (11/17/13)

Largest UK Win in SEC
-

Largest UK Defeat
5, vs. Baylor (12/6/13)

Largest UK Defeat in SEC
-

Most Consecutive UK Points
15, vs. UT Arlington (11/19/13)

Most Consecutive UK Points to Open Game
6, vs. Providence (12/1/13)

Most Consecutive Opponent Points
10, vs. Michigan State (11/12/13)

Most Consecutive Opponent Points to Open Game
10, vs. Michigan State (11/12/13)

Longest Winning Streak
5, (Nov. 17-Dec. 1)

Current Streak
1 win

Longest Losing Streak
1, twice

Largest Home Crowd
22,925 - Northern Kentucky (11/10/13)

Largest Road Crowd
-

Largest Neutral Crowd
22,711 (United Center) vs. Michigan State (11/12/13)

Letters of Intent from Devin Booker, Trey Lyles, Karl Towns and Tyler Ulis, UK head coach John Calipari announced Thursday, Nov. 13.

Booker is rated No. 18 in the 2014 ESPN 100, No. 30 in the Rivals 150 and No. 31 according to Scout. Lyles is rated No. 7 by ESPN, while Rivals and Scout place him eighth in the class of 2014. ESPN ranks Towns as the No. 6 prospect in the 2014 class, while Scout and Rivals rate him the 11th-best prospect in the class. ESPN ranks Towns No. 3 at his position in the class, with Scout ranking him No. 4 at his position. Ulis is ranked 29th nationally by Scout and 33rd by Rivals and ESPN. Ulis ranks as the No. 4 point guard in the country by ESPN and No. 6 at his position according to Scout.

Randle Named SEC Player of the Week

Freshman Julius Randle has earned Southeastern Conference Player of the Week accolades to open the 2013-14 season it was announced by the league office on Monday. Randle averaged 22.5 points and 15.0 rebounds per game with a pair of double-doubles in UK's two home victories.

Double-Doubles to Open a Season

UK had two players log a double-double to begin the 2013-14 season when both sophomore Alex Poythress and freshman Julius Randle turned the trick. It was Poythress' second career double-double, and Randle is the third freshman in four years to debut with a double-double for the Cats joining Anthony Davis (2011) and Terrence Jones (2010) as the others to achieve the feat.

The milestone marked the ninth time in the last 10 seasons at least one UK player began the season with a double-double.

Champions Classic Renewed for Three Additional Years

The University of Kentucky men's basketball program along with Michigan State, Kansas and Duke in conjunction with ESPN have agreed to renew the Champions Classic for an additional three years. The Champions Classic debuted during the 2011-12 season and will now continue through the 2016-17 season. The event pitting four of the winningest programs in college basketball history will rotate through the cities of Indianapolis (2014), Chicago (2015) and New York (2016). All six games will be broadcasted by ESPN.

Randle on Oscar Robertson Trophy Watch List

Freshman Julius Randle was among 15 players selected for the U.S. Basketball Writers Association watch list for the 2013-14 Oscar Robertson Trophy honoring the nation's top player.

Randle averaged 18.5 points and 11.5 rebounds in UK's two exhibition victories. The freshman from Dallas, notched a double-double in both games

THE WEEK AHEAD

Upcoming Calendar

Friday, Dec. 13	
	Practice/Media Opportunity
Saturday, Dec. 14	
	at N. Carolina - 5:15 p.m.
Sunday, Dec. 15	
	Off
Monday, Dec. 16	
	Exams/Practice
Tuesday, Dec. 17	
	Exams/Practice
Wednesday, Dec. 18	
	Exams/Practice
Thursday, Dec. 19	
	Exams/Practice
Friday, Dec. 19	
	Exams/Practice/Media Opp.

UK RUNS

UNC Asheville

10-0 (13-13 to 23-13)

11-0 (62-46 to 73-46)

10-1 (73-48 to 83-49)

Providence

8-0 (39-38 to 47-38)

10-2 (47-43 to 57-45)

10-2 (59-50 to 69-52)

Northern Kentucky

8-1 (0-0 to 8-1)

13-0 (16-10 to 29-10)

8-0 (30-15 to 38-15)

10-2 (38-20 to 48-22)

7-0 (50-30 to 57-30)

Baylor

None

Boise State

9-0 (13-14 to 22-14)

14-2 (48-41 to 62-43)

Michigan State

13-1 (46-59 to 59-60)

Robert Morris

17-2 (0-0 to 17-2)

12-2 (30-15 to 44-17)

13-0 (46-26 to 59-26)

UT Arlington

8-0 (6-4 to 14-4)

15-0 (28-25 to 40-25)

11-0 (57-44 to 68-44)

Cleveland State

9-0 (10-19 to 19-20)

7-0 (38-47 to 44-47)

12-0 (44-54 to 56-54)

9-0 (56-57 to 65-57)

Eastern Michigan

7-0 (44-38 to 51-38)

7-0 (72-58 to 79-58)

GAME BY GAME STARTING LINEUPS

UNC Asheville	Cauley-Stein	Aa. Harrison	An. Harrison	Randle	Young (1-0)
Northern Kentucky	Cauley-Stein	Aa. Harrison	An. Harrison	Randle	Young (2-0)
Michigan State	Cauley-Stein	Aa. Harrison	An. Harrison	Randle	Young (2-1)
Robert Morris	Aa. Harrison	An. Harrison	Lee	Randle	Young (1-0)
UT Arlington	Aa. Harrison	An. Harrison	Lee	Randle	Young (2-0)
Cleveland State	Aa. Harrison	An. Harrison	Lee	Randle	Young (3-0)
Eastern Michigan	Aa. Harrison	An. Harrison	Lee	Randle	Young (4-0)
Providence	Cauley-Stein	Aa. Harrison	An. Harrison	Randle	Young (3-1)
Baylor	Cauley-Stein	Aa. Harrison	An. Harrison	Randle	Young (3-2)
Boise State	Cauley-Stein	Aa. Harrison	An. Harrison	Randle	Young (4-2)
North Carolina					
Belmont					
Louisville					
Mississippi State					
Vanderbilt					
Arkansas					
Tennessee					
Texas A&M					
Georgia					
LSU					
Missouri					
Ole Miss					
Mississippi State					
Auburn					
Florida					
Ole Miss					
South Carolina					
Alabama					
Florida					

and added three combined assists while shooting .682 from the floor.

Members of the association's board of directors chose the players to be included on the list as contenders for the trophy. In mid-March, the USBWA will announce its 2013-14 All-America Team and, at that time, finalists will also be chosen for the player of the year. Once finalists are announced, the entire USBWA membership will vote for the winner of the Oscar Robertson Trophy.

Four Freshmen on Watch List for Wayman Tisdale Award

Freshmen Aaron Harrison, Andrew Harrison, Julius Randle and James Young were among 10 first-year players selected for the 2014 Integrus Wayman Tisdale Freshman of the Year Award Preseason Watch List announced by the U.S. Basketball Writers Association (USBWA).

The four freshmen were part of the top-ranked recruiting class in the country and make up 40 percent of the preseason watch list.

Harrison Tabbed to Bob Cousy Award Watch List

Freshman guard Andrew Harrison was one of 45 players to earn recognition as a member of the watch list of candidates for the 2014 Bob Cousy Collegiate Point Guard of the Year Award it was announced in late October.

The annual honor, named for Hall of Famer and former Boston Celtic Bob Cousy, recognizes the top point guards in men's college basketball. The list was created by a committee of well-respected media members and influential people within college basketball from around the country. The watch list of candidates will be narrowed down to a final 20 in early February, then final five by early March.

All-Americans and Players of the Year

In addition to team success, this year's roster posts a slew of All-Americans or High School Players of the Year.

Aaron Harrison, Andrew Harrison, Dominique Hawkins, Dakari Johnson, Marcus Lee, Alex Poythress, Julius Randle and James Young all

garnered All-America accolades to conclude their high-school careers.

Hawkins, Poythress and Jon Hood form the trio that earned Gatorade High School and state Player of the Year accolades.

A Team of Champions

Six players on the 2013-14 Kentucky men's basketball roster claimed a state or national title while in high school. Aaron and Andrew Harrison, Dominique Hawkins, Dakari Johnson, Sam Malone and Julius Randle all claimed state basketball championships.

Johnson also led Montverde Academy to the National High School Invitational Championship last season.

Preseason All-SEC Honors Roundup

The Kentucky men's basketball team was selected by the media to win its 46th Southeastern Conference championship this season as announced by the league office. Voting was conducted by a select panel of both SEC and national media members.

STREAKS

Overall	Won 1
Unranked Teams anywhere	Won 8
Ranked Teams anywhere	Lost 2
Home	Won 15
Home SEC	Won 8
Home non-conference	Won 12
Home unranked non-conference	Won 12
Home ranked teams	Won 10
Home unranked teams	Won 14
Road	Lost 1
Road SEC	Lost 4
Road ranked teams	Lost 1
Road unranked teams	Lost 1
Neutral	Lost 1
Neutral ranked teams	Lost 2
Neutral unranked teams	Won 1

Consecutive Made Free Throws (active streak)	
Jon Hood	9
Aaron Harrison	5
Derek Willis	4
Julius Randle	3
James Young	3
Andrew Harrison	2

Consecutive Games with a 3-Pointer (active)	
James Young	3

Games Played	2013-14	Career
Jon Hood	4	77
Jarrold Polson	6	67
Alex Poythress	10	43
Willie Cauley-Stein	10	39
Brian Long	0	15
Aaron Harrison	10	10
Andrew Harrison	10	10
Dominique Hawkins	10	10
Dakari Johnson	10	10
Julius Randle	10	10
James Young	10	10
Marcus Lee	9	9
Sam Malone	0	9
Tod Lanter	0	6
Derek Willis	5	5
EJ Floreal	1	1

Starts	2013-14	Career
Alex Poythress	0	31
Willie Cauley-Stein	6	20
Aaron Harrison	10	10
Andrew Harrison	10	10
Julius Randle	10	10
James Young	10	10
Marcus Lee	4	4
Jarrold Polson	0	1

The Wildcats were the overall preseason favorite, marking the ninth time since 1998-99 that UK was the early-season pick. UK tallied 21 first-place votes, while Florida earned five first-place votes and Tennessee received one.

Freshman Julius Randle was the favorite to win the league's Player of the Year honor. Randle garnered 11 votes as the media selected him as the preseason pick for the award. Randle was also selected as a preseason All-SEC first team selection, the only first-year player earning the honor.

Three Kentucky players were picked to earn second-team honors including sophomore Willie Cauley-Stein and freshmen Andrew Harrison and Dakari Johnson. Cauley-Stein was an All-SEC Freshman team selection in 2013.

Five Kentucky players were honored with preseason honors by the league's coaches. Randle was tabbed to the league's first team, while sophomores Cauley-Stein and Alex Poythress along with freshmen Harrison and James Young claimed second team accolades.

Hood, Polson Graduate to Add to Perfect Success Rate

Since John Calipari's arrival at Kentucky, the Wildcats have turned in four semesters with team grade-point averages of 3.0 or better including the spring semester of the 2013 season that saw a record 3.23 average with 12 players earning a 3.0 or higher. Additionally, players have logged a 3.0 GPA or higher on 53 occasions in various semesters since his arrival including nine during the National Championship spring semester.

Furthermore, under Calipari all seven players who exhausted their athletic eligibility have graduated from UK including Twany Beckham, Josh Harrellson, Ramon Harris, Mark Krebs, Darius Miller, Perry Stevenson and Eloy Vargas. Additionally, Patrick Patterson and Jarrod Polson completed degrees in just three years. Current senior Jon Hood has also received a bachelor's degree, and will have another year of athletic eligibility.

Additional academic achievements include, Kentucky being among the inaugural Team Academic Excellence Award winners, created by the National Association of Basketball Coaches (NABC) in 2013. These awards recognize outstanding academic achievement by a team with a cumulative grade point average of 3.0 or better for the 2012-13 season.

Kentucky was the only team from the Southeastern Conference to earn recognition to the NABC's inaugural team academic excellence award. The honor is even more impressive considering UK is among six BCS level institutions to earn recognition.

SEC Domination

- Since the SEC's inception in 1932-33, the Wildcats have been the most dominant team in the league, recording a 911-256 mark (.781).
- Only one other team has won more than 700 regular season SEC games (Alabama) and no other team has a better winning percentage.
- UK has averaged 11.6 wins and only 3.2 losses per season in 78 years in the SEC.
- The Wildcats have won 45 SEC titles and 27 SEC Tournament championships, more than the other 13 teams combined.
- Kentucky has won 11 of the last 20 SEC Tournament titles.

ESPN'S College GameDay Returns to Rupp in 2014

For the fifth time in program history, and the second consecutive year, the ESPN College GameDay tour will visit Kentucky's historic Rupp Arena for a weekly installment of the popular college basketball preview show. ESPN has selected the Florida-Kentucky matchup on Feb. 15 as one of its eight College GameDay stops during the 2013-14 season.

Since its inception during the 2004-05 season, College GameDay has featured the Wildcats eight total times, including this year's upcoming appearance.

GameDay last visited Rupp Arena during the 2012-13 season when the Wildcats hosted the Missouri Tigers. The game didn't disappoint with UK posting an exciting 90-83 overtime win. The Blue and White own a 4-0 record on days when it is featured by the GameDay crew under John Calipari's direction and has been selected for the show in each year of Calipari's tenure at UK.

Last year, a crowd of 15,087 attended the morning GameDay show, the second largest ever. UK also holds the record for the largest crowd in GameDay history of 22,144, set on Feb. 13, 2010.

The Wildcats have faced Florida in three of their seven previous GameDay appearances, with the other meetings coming against Missouri (2013), Vanderbilt (2012), Tennessee (2010) and Mississippi State (2005).

AN UNPARALLELED TRADITION

The Wildcats own an unparalleled tradition of success. Since 1903, the University of Kentucky has fielded 110 basketball teams. The first national championship was an NIT title in 1946. The first NCAA title came in 1948, and the latest, No. 8, occurred in 2012. No other program can claim the unparalleled success that matches the Wildcats efforts over the past century.

- **Eight** national championships (1948, 1949, 1951, 1978, 1996, 1998, 2012)
- The highest all-time winning percentage in college basketball: (2,119-661-1, **.762**)
- **Three** NCAA runner-up trophies
- **15** Final Four appearances
- A national-record **52** NCAA Tournament appearances
- **157** NCAA Tournament games and **111** Tournament wins
- **45** SEC regular-season championships
- **27** SEC Tournament titles
- **12** 30-win seasons
- **57** 20-win seasons
- And the **most victories all-time** in NCAA Division I history through Dec. 10:

Kentucky	2,119
Kansas	2,107
North Carolina	2,097
Duke	2,007
Syracuse	1,883

Kentucky in the NBA Draft

- Following the 2013 NBA Draft, Kentucky has had 108 players drafted 108 times (Johnny Cox '58 and Roger Newman '60 both drafted in Junior eligible draft, but returned for senior year and were drafted again).
- UK has had 33 players selected in the opening round (13 have come in the last four years) of the draft.
- In 2012, the Wildcats set a new single-draft high for Kentucky players drafted in a single year: with six being selected. The 2010 draft had five UK players selected, and the 1984 draft also had five Wildcats.
- Anthony Davis and Michael Kidd-Gilchrist became the first pair of teammates to go No. 1 and No. 2 in NBA Draft history in 2012.
- With Anthony Davis selected as the No. 1 pick in 2012, Kentucky is the only school since the 2000 draft to have two No. 1 picks (John Wall – 2010).
- With Davis going No. 1 overall, John Calipari will have coached three No. 1 picks in the last five years. And his three No. 1 picks are the most by one coach in NBA Draft history.

Kentucky Tops the Nation in Pros

On Oct. 28, 2012, the opening-day rosters of the 2013-14 season, Kentucky had more NBA players than any other team in the nation.

- 1) Kentucky -- 22
- 2) Duke -- 15
- 2) North Carolina -- 15
- 4) Kansas -- 14
- 5) UConn -- 12
- 5) UCLA -- 12
- 5) Florida -- 12

Wildcats in the NBA

Former UK players on NBA rosters include:

Eric Bledsoe - Suns	Brandon Knight - Bucks
Keith Bogans - Celtics	Doron Lamb - Magic
DeMarcus Cousins - Kings	Jodie Meeks - Lakers
Anthony Davis - Pelicans	Darius Miller - Pelicans
Archie Goodwin - Suns	Nazr Mohammed - Bulls
Josh Harrellson - Pistons	Nerlens Noel - 76ers
Chuck Hayes - Raptors	Daniel Orton - 76ers
Terrence Jones - Rockets	Patrick Patterson - Raptors
Enes Kanter - Jazz	Tayshaun Prince - Grizzlies
Michael Kidd-Gilchrist - Bobcats	Rajon Rondo - Celtics
	Marquis Teague - Bulls
	John Wall - Wizards

RUPP ARENA

Rupp Arena

Year by Year Records

Season	W-L	Pct.	Start
2013-14	7-0	1.000	7-0
2012-13	16-2	.889	3-0
2011-12	18-0	1.000	18-0
2010-11	15-0	1.000	15-0
2009-10	18-0	1.000	18-0
2008-09	12-6	.667	3-0
2007-08	14-4	.778	1-0
2006-07	14-2	.875	10-0
2005-06	10-5	.667	4-0
2004-05	14-1	.933	7-0
2003-04	11-2	.846	3-0
2002-03	12-1	.923	1-0
2001-02	12-3	.800	0-1
2000-01	11-1	.917	0-1
1999-2000	14-0	1.000	14-0
1998-99	12-1	.923	6-0
1997-98	9-3	.750	4-0
1996-97	12-1	.923	12-0
1995-96	13-0	1.000	13-0
1994-95	12-1	.923	2-0
1993-94	13-1	.929	11-0
1992-93	16-0	1.000	16-0
1991-92	15-2	.882	1-0
1990-91	13-0	1.000	13-0
1989-90	13-2	.867	5-0
1988-89	8-6	.571	0-1
1987-88	14-2	.875	8-0
1986-87	13-2	.867	5-0
1985-86	18-0	1.000	18-0
1984-85	11-3	.786	1-0
1983-84	16-0	1.000	16-0
1982-83	14-1	.933	8-0
1981-82	15-1	.938	15-0
1980-81	15-0	1.000	15-0
1979-80	12-3	.800	6-0
1978-79	11-4	.733	3-0
1977-78	16-0	1.000	16-0
1976-77	12-2	.857	4-0
Total	501-62	.890	

Where the Coaches Rank by Wins

Coach	Years	Total	Record
Joe B. Hall	1976-85	9	122-14
Tubby Smith	1997-2007	10	119-19
Rick Pitino	1989-97	8	107-7
John Calipari	2009-Pres.	4	74-2
Eddie Sutton	1985-89	4	53-10
Billy Gillispie	2007-09	2	26-10

Cats Rock at Rupp

• UK has won 157 of its last 182 home games. Kentucky went on a 54-game winning streak in the venerable arena to begin the John Calipari era.

• The Wildcats are 501-62 (.890) all-time in Rupp Arena.

• UK has won 24 national attendance titles in the building, including 17 of the last 18.

• The Rupp Arena attendance record of 24,479 was set against Louisville on Jan. 2, 2010.

• The Wildcats have posted a remarkable 269-39 (.873) record in regular season SEC games in the building.

Win No. 500 in Rupp Arena

Kentucky's 81-63 victory over Eastern Michigan on Nov. 27 marked the 500th UK win in Rupp Arena in program history. The victory came 37 years to the day of the very first victory in the venue for the Cats.

Calipari Owns Record in Rupp

With UK's 2011-12 season-opening victory over Marist, UK head coach John Calipari recorded his 34th consecutive win in Rupp Arena as UK's head coach. It broke former UK head coach Rick Pitino's longest streak of 33 games in the venue.

Calipari's winning streak was snapped at 54 games with a loss to Baylor in his fourth season. The 54-game run, however, was his longest career home winning streak.

In four seasons, Calipari has only yielded one conference loss in the arena. Texas A&M notched a win on Jan. 12, 2013.

Kentucky Leads the Nation

For 17 of the last 18 seasons, Rupp Arena has owned the national attendance average including a Rupp Arena record of 24,110 in John Calipari's first season as head coach in 2009-10.

During the last 18 seasons, UK has averaged 22,960 fans per season. In the Calipari Era, UK has averaged no fewer than 23,099 fans per outing.

All-Time Attendance Records at Rupp

No.	Att.	Opponent	Date	Result
1	24,479	Louisville	1/20/10	W, 71-62
2	24,468	N. Carolina	12/5/09	W, 68-66
3	24,465	Florida	2/10/07	L, 64-61
4	24,459	Florida	2/4/03	W, 70-55
5	24,432	Louisville	12/17/05	W, 73-61
6	24,411	LSU	2/28/09	L, 73-70
7	24,402	Tennessee	2/13/10	W, 73-62
8	24,398	N. Carolina	12/3/11	W, 73-72
9	24,394	Tennessee	2/21/09	W, 77-58
10	24,389	Florida	2/7/12	W, 78-58

Attendance Records at Rupp 2013-14

No.	Att.	Opponent	Date	Result
1	22,925	Northern Ky.	11/10/13	W, 93-63
2	22,413	UNC Asheville	11/8/13	W, 89-57
3	21,600	Robert Morris	11/17/13	W, 87-49
4	21,067	Cleveland St.	11/25/13	W, 68-61
5	20,740	Transylvania	11/1/13	W, 76-42

Records vs. Most Faced Opponents in Rupp Era (1976-Pres.)

Opponent	Times Played	Record	Cal Era
Tennessee	38	34-4	4-0
Florida	37	31-6	4-0
Vanderbilt	36	34-2	4-0
Georgia	35	31-4	3-0
LSU	28	23-5	2-0
Alabama	27	22-5	2-0
Auburn	27	25-2	2-0
Ole Miss	27	26-1	2-0
Miss. St.	26	24-2	2-0
S. Carolina	24	22-2	4-0
Louisville	16	12-4	2-0
Arkansas	12	10-2	2-0
Indiana	9	8-1	1-0
E. Kentucky	8	8-0	-
Morehead St.	8	8-0	2-0
N. Carolina	6	4-2	2-0
Kansas	5	4-1	-
N. Dame	5	5-0	-
Tenn. Tech	5	5-0	-

Records vs. 2013-14 Opponents in Rupp

Opponent	Times Played	Record	Cal Era
UNC Ash.	3	3-0	-
R. Morris	2	2-0	2-0
E. Michigan	2	2-0	2-0
Boise State	1	1-0	1-0
Cleveland St.	1	1-0	1-0
NKU	1	1-0	1-0
UT Arlington	1	1-0	1-0

First time opponents include: Belmont

GAME BY GAME LEADERS

Opponent	Points	Rebounds	Assists	Blocks	Steals
UNC Asheville	Randle - 23	Randle - 16	An. Harrison - 5	Cauley-Stein - 4	Aa. Harrison - 4
Northern Kentucky	Randle - 22	Randle - 14	Randle - 3	Lee - 2	Three w/ - 1
Michigan State	Randle - 27	Randle - 13	An. Harrison - 3	Poythress - 3	Young - 1
Robert Morris	Aa. Harrison - 28	Randle - 15	Three w/ - 3	Cauley-Stein - 4	Two w/ - 2
UT Arlington	Young - 26	Two w/ - 10	An. Harrison - 6	Lee - 3	Two w/ - 2
Cleveland State	Randle - 15	Randle - 15	An. Harrison - 5	Cauley-Stein - 4	Cauley-Stein - 2
Eastern Michigan	Aa. Harrison - 22	Randle - 10	Young - 4	Cauley-Stein - 7	Three w/ - 1
Providence	Young - 18	Two w/ - 8	Two w/ - 4	Cauley-Stein - 9	Three w/ - 1
Baylor	Randle - 16	Randle - 8	Two w/ - 6	Cauley-Stein - 3	-
Boise State	Young - 21	Randle - 11	Two w/ - 2	Cauley-Stein - 9	Aa. Harrison - 3
North Carolina					
Belmont					
Louisville					
Mississippi State					
Vanderbilt					
Arkansas					
Tennessee					
Texas A&M					
Georgia					
LSU					
Missouri					
Ole Miss					
Mississippi State					
Auburn					
Florida					
Ole Miss					
South Carolina					
Alabama					
Florida					

TOP-FIVE INDIVIDUAL PERFORMANCES OF 2013-14

Points

1. Aa. Harrison - 28 (RMU, 11/17)
2. Randle - 27 (MSU, 11/12)
3. Young - 26 (UTA, 11/19)
4. Randle - 23 (UNCA, 11/8)
5. Randle - 22, twice
Aa. Harrison - 22 (EMU, 11/27)

First Half Points

1. Aa. Harrison - 19 (RMU, 11/17)
2. Young - 17 (BSU, 12/10)
3. Young - 15 (MSU, 11/12)
4. 11 - Three times

Second Half Points

1. Randle - 23 (MSU, 11/12)
2. Randle - 15 (UNCA, 11/8)
Young - 15 (UTA, 11/19)
4. Randle - 14 (EMU, 11/27)
5. Aa. Harrison - 12 (EMU, 11/27)

Rebounds

1. Randle - 16 (UNCA, 11/8)
2. Randle - 15 (RMU, 11/17)
Randle - 15 (CSU, 11/15)
4. Randle - 14 (NKU, 11/10)
5. 13 - Three times

Offensive Rebounds

1. Poythress - 7 (MSU, 11/12)
Randle - 7 (CSU, 11/25)
3. Poythress - 6 (UNCA, 11/8)
Randle - 6 (NKU, 11/10)
Randle - 6 (EMU, 11/27)

Free Throws

1. Randle - 11 (UNCA, 11/8)
2. Aa. Harrison - 10 (RMU, 11/17)
Randle - 10 (NKU, 11/10)
4. 9 - Three times

Assists

1. An. Harrison - 6 (UTA, 11/19)
An. Harrison - 6 (BU, 12/6)
Aa. Harrison - 6 (BU, 12/6)
4. An. Harrison - 5 (UNCA, 11/8)
An. Harrison - 5 (CSU, 11/25)

Blocks

1. Cauley-Stein - 9 (PU, 12/1)
Cauley-Stein - 9 (BSU, 12/10)
3. Cauley-Stein - 7 (EMU, 11/27)
4. Cauley-Stein - 4 (RMU, 11/17)
Cauley-Stein - 4 (UNCA, 11/8)
Cauley-Stein - 4 (CSU, 11/25)

Steals

1. Aa. Harrison - 4 (UNCA, 11/8)
2. Cauley-Stein - 3 (UNCA, 11/8)
Aa. Harrison - 3 (BSU, 12/10)
4. 2 - Five times

Field Goals

1. Randle - 9 (MSU, 11/12)
2. Young - 8 (UTA, 11/13)
3. 7 - Seven times

3-Pointers

1. Young - 5 (UTA, 11/19)
2. Aa. Harrison - 4 (RMU, 11/17)
Young - 4 (BU, 12/6)
Young - 4 (BSU, 12/10)
5. 3 - Four times

Dunks

1. Cauley-Stein - 4 (EMU, 11/27)
2. Lee - 3 (UNCA, 11/8)
Randle - 3 (NKU, 11/10)
4. 2 - Eight times

HEAD COACH JOHN CALIPARI

Most Wins

Since the 2005-06 season, John Calipari's on-court record ranks him as the winningest coach over the last seven-plus seasons. Totals through Dec. 10.

1.	John Calipari	266-41
2.	Bill Self	258-45
3.	Mike Krzyzewski	242-52
4.	Thad Matta	237-60
5.	Roy Williams	237-63

On Pace with the Baron of the Bluegrass

Legendary coach Adolph Rupp won 876 career games while the coach of UK. He also led the Blue and White to five NCAA titles during his 41-year tenure. However, current UK coach John Calipari is keeping pace with the legend as far as victories to begin his career at Kentucky.

Coach	Games	Record
Rupp	159	132-27
Calipari	159	131-28

Calipari at No. 1

Calipari is one of just two coaches (Frank McGuire) to lead three programs to a No. 1 ranking. Calipari is 62-9 as the top-ranked coach in the country. He tallied a 32-4 mark at UMass when the Minutemen were No. 1 and he was 9-1 at Memphis when he had the Tigers at the pinnacle of the rankings. Calipari is 24 of 28 when his team is at the top as UK's head coach.

In addition, Calipari has guided four of his last six teams to the No. 1 ranking and this year marks the sixth time he's led his team to the top ranking throughout his career. He guided his 1994-95 and 1995-96 UMass teams to the No. 1 ranking, as well as his 2007-08 Memphis team and his 2009-10, 2011-12 and 2013-14 Kentucky teams.

The Success Rate

Coach Calipari has graduated 100% of the players (10 of 10) who have been eligible to graduate by the end of their senior years and exhausted their athletic eligibility. Of that group, Patrick Patterson and Jarrod Polson each completed their degrees in just three years. Current senior Jon Hood has also received a bachelor's degree, and will have another year of eligibility.

Calipari Comfortable at Home

Since the 2000 season, John Calipari-coached teams have posted a 228-21 (.917) record at home. In Calipari's first season, UK tallied an 18-0 mark at home, and the Cats were 15-0 in Rupp in his second season. Kentucky finished 18-0 in

2011-12 and is 7-0 this season.

His 54-game winning streak at Rupp was the longest streak since the arena opened in 1976.

Coach Streak (Yrs)

1.	John Calipari	54 (2010-13)
2.	Rick Pitino	33 (1992-94)
3.	Joe B. Hall	30 (1981-82)
4.	Rick Pitino	27 (1995-97)
5.	Joe B. Hall	26 (1977-78)

Calipari is Just as Comfortable on the Road

Calipari has recorded a 62-22 (.738) record on the road dating back to 2005-06 season. The Wildcats have yet to play a true road game in 2013-14.

Calipari on a Roll in Conference Play

Calipari has recorded an 99-14 record in league play over the last six seasons. He's 52-14 in SEC action at the helm of Kentucky.

Calipari Unrivaled in the Conference

UK head coach John Calipari is unrivaled in the league when it comes to conference accolades. During his career, Calipari has won 12 league championships, including the 2010 and 2012 SEC Championships, seven more than the next closest coach (Billy Donovan has five conference titles).

Calipari also has 11 conference tournament titles, eight more than his closest competitor.

Furthermore, he's tallied a 260-80 (.765) all-time record within conference play as a head coach. He owns a 52-14 (.788) clip since joining the SEC.

Fifty is Nifty

With a 90-83 overtime victory over Missouri on Feb. 20, John Calipari claimed his 50th Southeastern Conference victory. He achieved the feat in just 62 games as head coach of the Cats. It's the second-fastest stretch of games to win 50 in league history, trailing only Adolph Rupp who achieved the feat in 57 contests.

Coach Games to 50

1.	A. Rupp (UK)	57
2.	J. Calipari (UK)	62
3.	N. Richardson (ARK)	65
4.	T. Smith (UK)	67
5.	R. Pitino (UK)	69
6.	J. Hall (UK)	73
7.	B. Donovan (UF)	88

Conference Championship Calipari

Calipari has won seven regular season conference championships dating back to his Conference USA days at Memphis. That streak includes three SEC titles. He has also won five tournament titles in that span, including a pair of SEC tournament championships.

UK VS. AP RANKED FOES

In John Calipari Era (2009-Present)

27-9, 11-3 SEC

No. 20 Baylor	Dec. 6, 2013	L, 67-62
No. 2 Michigan State	Nov. 12, 2013	L, 78-74
No. 11 Florida	March 9, 2013	W, 61-57
at No. 7 Florida	Feb. 12, 2013	L, 69-52
at No. 16 Ole Miss	Jan. 29, 2013	W, 87-74
at No. 4 Louisville	Dec. 29, 2012	L, 80-77
vs. No. 9 Duke (Atlanta)	Nov. 13, 2012	L, 75-68
vs. No. 6 Kansas (NCAA)	April 2, 2012	W, 67-59
vs. No. 17 Louisville (NCAA)	March 31, 2012	W, 69-61
vs. No. 9 Baylor (NCAA)	March 25, 2012	W, 82-70
vs. No. 16 Indiana (NCAA)	March 23, 2012	W, 87-71
at No. 16 Florida	March 4, 2012	W, 74-59
No. 8 Florida	Feb. 7, 2013	W, 78-58
No. 4 Louisville	Dec. 31, 2012	W, 69-62
No. 5 North Carolina	Dec. 3, 2011	W, 73-72
vs. No. 12 Kansas (New York)	Nov. 15, 2011	W, 75-65
vs. No. 9 UConn (NCAA)	April 2, 2011	L, 56-55
vs. No. 7 N. Carolina (NCAA)	March 27, 2011	W, 76-69
vs. No. 1 Ohio State (NCAA)	March 25, 2011	W, 62-60
vs. No. 22 W. Virginia (NCAA)	March 19, 2011	W, 71-63
vs. No. 12 Florida (Atlanta)	March 13, 2011	W, 70-54
No. 21 Vanderbilt	March 1, 2011	W, 68-66
No. 13 Florida	Feb. 26, 2011	W, 76-68
at No. 21 Vanderbilt	Feb. 12, 2011	L, 81-77
at No. 22 Louisville	Dec. 31, 2010	W, 78-63
vs. No. 23 N. Dame (Louisville)	Dec. 8, 2010	W, 72-58
vs. No. 13 Washington (Maui)	Nov. 23, 2010	W, 74-67
vs. No. 6 W. Virginia (NCAA)	March 27, 2010	L, 73-66
vs. No. 15 Tennessee (Nashville)	March 13, 2010	W, 74-45
at No. 19 Tennessee	Feb. 27, 2010	L, 74-65
at No. 17 Vanderbilt	Feb. 20, 2010	W, 58-56
No. 12 Tennessee	Feb. 13, 2010	W, 73-62
No. 25 Ole Miss	Feb. 2, 2010	W, 85-75
No. 21 Vanderbilt	Jan. 30, 2010	W, 85-72
vs. No. 14 UConn (New York)	Dec. 9, 2009	W, 64-61
No. 10 North Carolina	Dec. 5, 2009	W, 68-66

UK IN OVERTIME

In John Calipari Era (2009-Present)

5-1, 4-1 SEC

Missouri	Feb. 23, 2013	W, 90-83
at Texas A&M	Feb. 2, 2013	W, 61-57
at Arkansas	Feb. 23, 2011	L, 77-76
vs. Miss. State (Nashville)	March 14, 2010	W, 75-74
at Mississippi State	Feb. 16, 2010	W, 81-75
vs. Stanford (Cancun)	Nov. 25, 2009	W, 73-65

HEAD COACH JOHN CALIPARI

RECRUITING TRAIL

The Wildcats have signed more top-25 players over the past five seasons than 28 entire Division I conferences, including the Big Ten and Pac-12. And more than one-quarter of all top-10 prospects nationally over the past six classes have signed with Kentucky.

Player (year)	ESPN	Rivals	Scout
Devin Booker ('14)	18	30	31
Trey Lyles ('14)	7	8	8
Karl Towns ('14)	6	11	11
Tyler Ulis ('14)	33	33	29
Aaron Harrison ('13)	9	7	6
Andrew Harrison ('13)	5	5	5
Dominique Hawkins ('13)	NR	NR	NR
Dakari Johnson ('13)	7	9	17
Marcus Lee ('13)	25	19	24
Julius Randle ('13)	3	2	2
James Young ('13)	8	11	11
Derek Willis ('13)	NR	115	NR
Archie Goodwin ('12)	15	14	14
Willie Cauley-Stein ('12)	40	40	48
Nerlens Noel ('12)	1	2	1
Alex Poythress ('12)	13	8	7
Anthony Davis ('11)	1	2	1
Michael Kidd-Gilchrist ('11)	4	3	6
Marquis Teague ('11)	8	5	8
Kyle Wiltjer ('11)	19	22	24
Terrence Jones ('10)	9	13	8
Enes Kanter ('10)	25	3	3
Brandon Knight ('10)	4	6	6
Doron Lamb ('10)	29	21	28
Stacey Poole, Jr. ('10)	51	33	67
Eric Bledsoe ('09)	NR	23	37
DeMarcus Cousins ('09)	4	2	3
Daniel Orton ('09)	13	22	17
John Wall ('09)	5	1	2
Jon Hood ('09)	92	40	46
Total Top 10 Players	15	14	14
Top 15 Players	18	18	17
Top 20 Players	20	19	19
Top 25 Players	22	23	21

Calipari's Undefeated Conference Teams

When John Calipari led Kentucky to a 16-0 mark in league play in 2012, he joined rarified air. Calipari is believed to be one of three coaches, along with Frank McGuire and Jerry Tarkanian, to lead multiple teams to an unblemished mark in multiple Division 1 conferences.

Calipari did so at Memphis in Conference USA and Kentucky in the Southeastern Conference.

McGuire led St. John's in the Metro New York ('51, '52), North Carolina in the ACC ('57) and South Carolina in the ACC ('70) to undefeated marks.

Jerry Tarkanian guided Long Beach State in the Pacific Coast Athletics Association ('70, '71) and UNLV in the Big West ('87, '91, '92) to perfect conference seasons.

Calipari and the NBA Draft

Coach John Calipari has had two or more players selected in SIX consecutive NBA drafts dating back to 2008 with Memphis. He has three players who have been taken No. 1 overall. Following the 2013 draft, Calipari has had nine players taken in the top 10 of the draft in the last four seasons and 13 taken in the first round of the draft. With Anthony Davis going No. 1 overall in 2012, Calipari has coached three No. 1 picks in a five-year span. And his three No. 1 picks are the most by one coach in NBA Draft history.

Calipari Draft Picks

In 21 seasons as a head coach, John Calipari has coached 28 NBA draft picks including 19 first round selections with 11 of those going in the top-10 Here's a list of all of his draft picks:

Eric Bledsoe	Michael Kidd-Gilchrist
Antonio Burks	Brandon Knight
Marcus Camby	Doron Lamb
Rodney Carney	DeAndre Liggins
DeMarcus Cousins	Darius Miller
Anthony Davis	Nerlens Noel
Joey Dorsey	Daniel Orton
Chris Douglas-Roberts	Patrick Patterson
Robert Dozier	Lou Roe
Tyreke Evans	Derrick Rose
Archie Goodwin	Marquis Teague
Josh Harrellson	Dajuan Wagner
Terrence Jones	John Wall
Enes Kanter	Shawne Williams

HEAD COACH JOHN CALIPARI



Kentucky head coach John Calipari reached the mountaintop in his third year in Lexington, guiding Kentucky to its eighth national championship and its 15th Final Four. In doing so, he claimed his first national championship and his fourth appearance in the Final Four. He is one of only two coaches to lead three different schools to a Final Four (UMass-1996; Memphis-2008; Kentucky-2011, 2012).

The Wildcats rode the trademark hard-nosed Calipari defense to the 2012 title, finishing the season as the nation's top-ranked team in field-goal percentage defense and blocked shots.

Kentucky lost three members of its 2011 Final Four team (two to the draft, one to graduation), but Calipari reloaded with the nation's top-ranked recruiting class for the third straight season. Included in the class were eventual National Player of the Year Anthony Davis and All-American Michael Kidd-Gilchrist.

En route to the national championship, Calipari guided the Wildcats to an NCAA record-tying 38 wins, a perfect 16-0 mark in the Southeastern Conference and the school's 45th SEC championship, all while extending his winning streak in Rupp Arena to 51 straight games. Calipari extended his perfect mark at home as UK's coach to 54 games before finally losing in his fourth year at Kentucky.

Upon being named head coach on April 1, 2009, Calipari continued to work his magic of resurrecting once proud programs, taking an NIT team in 2009 to the 2010 NCAA Elite Eight. Along the way he led the Wildcats to a No. 1 ranking (UK's first since 2003), the program's 44th SEC regular-season championship and 26th SEC Tournament title.

The honors continued after the 2009-10 season as Calipari became the first coach in UK history to receive the Adolph Rupp National Coach of the Year award. He then watched as five of his players were selected in the first round of the 2010 NBA Draft, the first time a school has ever produced five first-round picks. Among those picks was the first Wildcat ever taken as the No. 1 overall pick, John Wall.

In his second year in 2010-11, a season that was labeled as a "rebuilding effort," one in which Calipari and the Cats were supposed to struggle after losing an unprecedented five first-round picks in the 2010 NBA Draft, Kentucky reloaded as Calipari guided UK to its 27th SEC Tournament championship, kept his unbeaten record at Rupp Arena alive and collected his 500th career on-court win.

In his inaugural season as head coach of the Wildcats, Calipari posted his fifth straight 30-win season, the only coach in NCAA Division I history to do so. In addition to the Rupp National Coach of the Year, Calipari was also named the Associated Press SEC Coach of the Year.

When he led Kentucky back to the No. 1 spot in the country, Calipari became one of only two coaches (Frank McGuire) in NCAA history to lead three teams to a No. 1 ranking. He led UMass to a No. 1 ranking in 1995 and 1996, and he led Memphis to the No. 1 spot in the 2008 season.

Much like he did at UMass, when his players graduated at nearly 80 percent, Calipari has stressed academics. Fifteen of his last 18 seniors that came through the Memphis program earned their bachelor's degrees, and all 10 players at UK who were eligible to graduate by the end of their senior years walked away with a degree in hand.

The Wildcats posted a 3.4 grade-point-average in the 2013 spring semester with 12 players earning a 3.0 GPA or better. It marked the fourth semester in the last five fall/spring semesters Coach Cal's team earned a 3.0 or better.

As someone who prides himself on helping young men

reach their dreams, he has placed 29 players in the NBA during his college coaching career, including 17 over his first four seasons at Kentucky. The 17 picks over a four-season span is the most of any coach.

In 2010, five of his UK players were selected in the first round for the first time in NBA history. He followed that up with four players in the draft in 2011, six players in 2012 — the most in a two-round draft — and two more in 2013.

Overall, he's churned out 17 NBA draft picks, 13 first-rounders, two No. 1 overall selections, five top-five picks and eight lottery picks at Kentucky. Since the 2008 draft, 22 of Coach Cal's players have been taken in the NBA Draft, including 15 first-rounders.

Included in Calipari's NBA success are three No. 1 overall picks (Derrick Rose, Wall and Davis) over the last five years. No other coach has had three No. 1 picks, and 2012 was the first time two players from the same team (Davis and Kidd-Gilchrist) were taken with the top two picks in the draft.

After bringing the University of Massachusetts basketball program to national prominence in the '90s and resurrecting the Memphis basketball program in the 2000s, Calipari became the 22nd coach in UK history and seventh in the last 80 years.

Following his fourth season at UK, Calipari's overall on-court record is 568-166, the third-highest winning percentage (77.4) among active NCAA Division I coaches with 10 years experience at college basketball's Division I level, trailing only Mark Few and Roy Williams.

His 173 victories from 2008-12 are the most ever for a coach over a five-year span in Division-I history. On the NCAA Division I list for winning percentage for all coaches (minimum 10 years), Calipari is in 10th place and ahead of Mike Krzyzewski, Jim Boeheim, Bob Huggins and Lute Olson.

Calipari's eight 30-win seasons are third most for a head coach in NCAA Division I history. For his career (21 years), Calipari has 19 20-win seasons and 12 25-win campaigns.

Coach Cal started his head-coaching career at UMass in 1998, guiding a struggling program at UMass to the top of college basketball, capped off by a Final Four appearance in 1996.

At 29, when he was named head coach, Calipari began building a program from the ground up, going 10-18 his first season before posting a 17-14 record his second year (receiving a bid to the National Invitation Tournament). The Minutemen won their first Atlantic 10 championship in 1992 with a 30-5 record, including a 13-3 mark in league play. With a 77-71 overtime win over Syracuse in an East Regional second-round game, UMass made its first NCAA Sweet 16 appearance.

From there, the program skyrocketed under Coach Cal.

Calipari compiled a 193-71 record (.731) during his eight-year career at Massachusetts, including a 108-44 mark (.684) in A-10 play. In addition to five straight NCAA Tournaments and a Final Four appearance in 1996, UMass also made two appearances in the NIT, advancing to the NIT semifinals in 1991. The 1990-91 season was the first of six straight seasons in which the Minutemen won at least 20 games.

Calipari's personal 20-win streak reached the 17-season mark after 35 wins in his first year at UK and 29 in his second. All nine of his Memphis clubs won 20-plus games, along with his last six teams at UMass. In his final season at UMass, Calipari was named the 1996 Naismith National Coach of the Year and The Sporting News National Coach of the Year. He was also named the Atlantic 10 Coach of the Year for the third time in four years, as well as Basketball Times East Region Coach of the Year.

During the Minutemen's 35-2 Final Four season in 1995-96, UMass posted wins over Kentucky, Maryland, Wake Forest, Georgia Tech, Syracuse, Virginia Tech and Louisville. UMass ended the regular season ranked No. 1 in the nation in the final regular-season poll after being the top-ranked team for nine weeks earlier in the year. The Minutemen also won their first 26 games of the season, setting a school record for most consecutive wins.

In addition to his Naismith National Coach of the Year honors in 1996, Calipari was a Naismith Coach of the Year finalist in 1994 and 1995. He was the USBWA District I Coach of the Year in 1993.

Calipari left UMass in June of 1996 to become executive vice president of basketball operations and head coach of the New Jersey Nets. He led the Nets to a second-place finish in the NBA's Atlantic Division and the playoffs in 1998, ending a five-year postseason drought for the franchise. The Nets' 17-game turnaround from the previous year was the best that season in the NBA.

He became a member of the Philadelphia 76ers coaching staff in 1999, rejoining Philadelphia coach Larry Brown, for whom Calipari was an assistant at Kansas.

Calipari returned to the college game in 2000 at Memphis, where he led the Tigers to the 2008 NCAA title game. Memphis' 38 wins in 2007-08 made him the winningest coach for a single season in NCAA history. As a result, Calipari was named Naismith National Coach of the Year for a second time in his career. He is only the second coach to receive the honor multiple times since the award's inception in 1987. Krzyzewski is the other to do so.

Calipari, the 2009 Sports Illustrated National Coach of the Year, led the Tigers to nine straight 20-win campaigns and nine consecutive postseason appearances, the only Memphis coach to do that. He posted 252 wins — 28 wins per season — as the Tigers' head coach, making him the winningest coach in school history.

Calipari, who is now on the board of directors of the National Association of Basketball Coaches, began his coaching career at Kansas as a volunteer assistant under Ted Owens. In 1983, he was hired as the recruiting coordinator at the University of Vermont, but he was swayed back to the nation's heartland when Brown was hired as head coach at KU. He spent three seasons at Kansas (1982-85) before another three-year stint as an assistant coach to Paul Evans at Pittsburgh (1985-88).

The 53-year-old lettered two years at North Carolina-Wilmington before transferring to Clarion State. He played point guard at Clarion during the 1981 and 1982 seasons, leading the team in assists and free-throw percentage. The Eagles were ranked in the Division II Top 20 both years and participated in the 1981 NCAA Division II Tournament.

Calipari's foundation, The Calipari Foundation, has raised millions of dollars to help the lives of those in need in the Commonwealth and across the country, and in 2010, he used a telethon to raise more than \$1 million for victims of the devastating earthquake in Haiti. He followed that up with another telethon in 2012 that raised \$1 million for victims of Superstorm Sandy.

A year after helping raise \$350,000 for charity during the inaugural UK alumni weekend, Calipari was the driving force behind the more than \$1 million that was donated to local and national organizations during the second annual alumni weekend.

His foundation has also worked with and donated money to Samaritan's Feet, the West Liberty Recovery Fund, 4 Paws for Ability, the Starkey Hearing Foundation, the Urban League of Lexington and the V Foundation. Calipari has also headed up the EverFi Financial Literacy Program, which teaches students across Kentucky the importance of money management.

Author of the national bestseller, "Bounce Back: Overcoming Setbacks to Succeed in Business and in Life," and the soon-to-be-released "Players First," Calipari is a master of communication and maximizing talent. He lives by the motto "that it's never a matter of how far you have fallen, but instead it's about how high you bounce back."

Calipari and his wife, Ellen, have two daughters, Erin and Megan, and a son, Bradley.

HEAD COACH JOHN CALIPARI

NCAA Division-I Active Winningest Coaches

(On-Court By Percentage - Min. 10 yrs. at Division I level entering 2013-14 season)

No.	Coach/Team	Yrs.	Pct.
1.	Mark Few/Gonzaga	14	.801
2.	Roy Williams/UNC	25	.795
3.	Thad Matta/Ohio State	13	.777
4.	John Calipari/Kentucky	21	.774
5.	Mike Krzyzewski/Duke	38	.763

Since 2005-06...

Since the 2005-06 season, John Calipari's on-court record ranks him as the winningest coach over the last six-plus seasons. Totals through Dec 10.

1. John Calipari	266-40
2. Bill Self	258-45
3. Mike Krzyzewski	242-52
4. Thad Matta	237-60
5. Roy Williams	237-63

Miscellaneous On-Court Records

Overall Record: 576-168 (.774)

March/April Record: 122-35 (.777)

NCAA Record: 38-13 (.745)

Record in Conference Games: 260-80 (.765)

Record in Conference Tournament: 42-11 (.792)

- Calipari owns the most single-season wins with 38, tying his own record (Memphis, '08) in 2012 with 38 wins.
- Calipari is one of two coaches (Roy Williams) in NCAA Division-I history to have 400 or more wins in the first 16 years as a head coach. Calipari had 416 wins in his first 16 years.
- Calipari is the winningest coach in NCAA Division-I history for a five-year span with 173 victories (2008-12).
- Calipari is the first coach in NCAA Division-I history to record five-straight on-court 30-win seasons. Memphis hit the 30-win plateau from 2006-09.
- Calipari is one of only two coaches (Rick Pitino) to lead three different schools to a Final Four.
- Calipari started with a 54-0 record in Rupp Arena as head coach of the Wildcats.
- Calipari has 17 players that have been chosen in the NBA Draft (13 first-round) over the last four seasons.

Cal in Conference

SEC Coaches	Conference Championships	Tournament Championships	Conference Coach of the Year
Anthony Grant, Alabama	3	2	1
Mike Anderson, Arkansas	1	0	1
Tony Barbee, Auburn	1	0	1
Billy Donovan, Florida	5	3	3
Mark Fox, Georgia	4	1	3
John Calipari, Kentucky	12	11	7
Johnny Jones, LSU	1	2	0
Frank Haith, Missouri	0	1	2
Andy Kennedy, Ole Miss	0	1	0
Rick Ray, Mississippi State	0	1	1
Frank Martin, South Carolina	0	0	1
Cuonzo Martin, Tennessee	1	0	1
Billy Kennedy, Texas A&M	4	2	3
Kevin Stallings, Vanderbilt	2	3	3
TOTALS	34	26	27

Calipari vs. All Opponents

Alabama.....5-3	Dayton.....1-0	Kansas.....2-3	Murray State.....1-0	Robert Morris.....2-0	Tulane.....15-0
Arizona.....1-1	DePaul.....4-2	Kansas State.....1-0	Nevada.....1-0	Rutgers.....11-4	Tulsa.....11-1
Arizona State.....0-1	Detroit.....1-0	Keene State.....1-0	New Hampshire.....5-0	Saint Louis.....4-3	UAB.....14-3
Arkansas.....5-4	Drexel.....2-0	Kentucky.....2-4	New Mexico.....1-0	Sam Houston State.....1-0	UCF.....6-0
Arkansas-Little Rock.....3-0	Duke.....0-2	Lafayette (Pa.).....1-0	New Orleans.....1-0	Samford.....3-0	UCLA.....2-1
Arkansas-Pine Bluff.....1-0	Duquesne.....11-4	Lamar.....4-0	North Carolina.....4-1	Santa Clara.....1-0	UNC Asheville.....2-0
Arkansas State.....4-0	East Carolina.....7-0	LaSalle.....3-0	North Carolina State.....1-0	Savannah State.....1-0	UNC Greensboro.....1-0
Auburn.....5-0	East Tennessee State.....3-0	LIU-Brooklyn.....1-0	North Texas.....1-0	Seton Hall.....1-0	UNC Wilmington.....1-0
Austin Peay.....6-1	Eastern Kentucky.....1-0	Lipscomb.....1-0	Northeastern.....2-1	Siena.....4-0	USF.....9-1
Baylor.....1-2	Eastern Michigan.....2-0	Long Beach State.....1-0	Northwestern Kentucky.....1-0	SMU.....8-0	Utah.....1-1
Belmont.....1-0	Fairfield.....1-0	Louisiana-Lafayette.....2-0	Northwestern State.....2-0	South Carolina.....8-1	UTEP.....6-0
Boise State.....1-0	Florida.....9-2	Louisiana Tech.....1-1	Notre Dame.....1-1	South Connecticut.....1-0	Vanderbilt.....8-3
Boston University.....5-1	Florida State.....1-1	Louisville.....10-6	Oakland.....1-0	Southeastern Louisiana.....1-0	Vermont.....2-0
Boston College.....2-0	Florida Tech.....0-1	LSU.....5-0	Ohio State.....1-1	Southern Cal.....3-0	Villanova.....2-0
Bradley.....1-0	Fordham.....5-0	Loyola.....1-0	Oklahoma.....4-1	Southern Miss.....15-4	Virginia.....0-1
Bucknell.....1-0	Furman.....1-0	Lowell.....2-1	Oklahoma State.....0-2	Southwest Texas St.....1-0	Virginia Tech.....2-0
Buffalo.....1-0	George Mason.....1-0	Manhattan.....2-0	Old Dominion.....2-0	St. Bonaventure.....17-1	Wake Forest.....2-1
BYU.....1-0	Georgetown.....2-1	Marist.....2-0	Oral Roberts.....1-0	St. John's.....1-0	Washington.....1-0
Cal State Northridge.....1-0	George Washington.....8-9	Marshall.....6-0	Oregon State.....1-0	St. Joseph's.....15-5	Western Kentucky.....2-0
Central Conn. St.....2-0	Georgia.....5-2	Marquette.....3-1	Pennsylvania.....3-0	St. Mary's.....1-0	West Virginia.....11-7
Charlotte.....2-3	Georgia Tech.....1-1	Maryland.....5-3	Penn State.....4-4	St. Peter's.....1-0	Winthrop.....2-0
Chattanooga.....2-0	Gonzaga.....4-0	Massachusetts.....1-0	Pepperdine.....1-0	Stanford.....3-2	Wisconsin-Milwaukee.....1-0
Christian Brothers.....2-0	Hartford.....2-0	Memphis.....1-0	Pittsburgh.....2-1	Syracuse.....3-2	Wofford.....1-0
Cincinnati.....5-7	Harvard.....1-0	Miami (Fla.).....0-1	Portland.....3-0	TCU.....5-1	Xavier.....2-2
Cleveland State.....3-0	Holy Cross.....4-1	Miami (Ohio).....2-0	Princeton.....2-0	Temple.....13-11	Yale.....1-0
Coastal Carolina.....1-0	Houston.....17-3	Michigan State.....1-1	Providence.....2-1	Tennessee.....10-5	
Colorado.....1-1	Howard.....1-0	Middle Tennessee.....3-0	Purdue.....2-1	Tennessee Martin.....4-0	
Colorado State.....1-1	Illinois.....1-1	Mississippi.....8-4	Radford.....1-0	Tennessee Tech.....1-0	
Connecticut.....2-4	Indiana.....3-1	Mississippi State.....5-0	Rhode Island.....16-2	Texas.....1-2	
Coppin State.....1-0	Iowa.....0-1	Mississippi Valley St.....1-0	Rice.....4-0	Texas A&M.....2-1	
Cornell.....1-0	Iowa State.....2-0	Missouri.....2-2	Richmond.....1-0	Texas Arlington.....2-0	
Dartmouth.....1-0	Jackson State.....2-0	Morehead State.....2-0	Rider.....1-0	Towson State.....1-0	

TEAM STAT SUPERLATIVES UNDER CALIPARI

TEAM

Most Points Scored

1. 108 Marist,	11/11/11
2. 105 UT Arlington	11/19/13
3. 104 LIU Brooklyn,	11/23/12
104 Hartford,	12/29/09
5. 102 Sam HoustonSt.,	11/19/09
102 Indiana,	3/23/12

Fewest Points Allowed

1. 38 Eastern Michigan,	1/2/13
2. 40 Radford,	11/23/11
3. 44 at Georgia,	1/24/12
44 vs. Tennessee,	1/31/12
44 vs. LSU,	1/15/11
44 vs. Drexel,	12/21/09

Field goals made

1. 46 Marist,	11/11/11
2. 42 LIU Brooklyn,	11/23/12
3. 41 Hartford,	12/29/09
4. 40 Lafayette,	11/16/12
5. 38 vs Wake Forest,	3/20/10

Field goals attempted

1. 77 Arkansas,	1/23/10
2. 75 Marist,	11/11/11
3. 71 at Arkansas,	2/23/11
71 at Georgia,	1/08/11
5. 70 LSU,	1/15/11
70 at Florida,	1/12/10

Field-goal percentage (20 made)

1. .697 LIU Brooklyn,	11/23/12 (42-62)
2. .645 Lafayette,	11/16/12 (40-62)
3. .643 Providence	12/1/13 (27-42)
4. .614 South Carolina	2/5/13 (27-44)
5. .613 Marist,	11/11/11 (46-75)

3-point field goals made

1. 15 vs. Georgia,	3/1/12
15 vs East Tennessee State,	3/18/10
3. 14 Hartford,	12/29/09
4. 13 East Tennessee State,	11/12/10
5. 12 Chattanooga,	12/17/11
12 vs North Carolina,	3/27/11
12 Winthrop University,	12/22/10
12 Vanderbilt,	1/30/10

3-point field goals attempted

1. 33 Chattanooga,	12/17/11
33 vs East Tennessee State,	3/18/10
33 Arkansas,	1/23/10
4. 32 vs West Virginia,	3/27/10
5. 28 Hartford,	12/29/09
28 Vanderbilt,	3/11/12

3-point FG percentage (10 made)

1. .625 Boston,	11/30/10 (10-16)
2. .579 Lafayette	11/16/12 (11-19)
3. .556 vs. Georgia,	3/1/12 (15-27)
.556 Ole Miss,	2/18/12 (10-18)
5. .550 South Carolina,	2/19/11 (11-20)

Free throws made

1. 35 vs. Indiana,	3/23/12
2. 32 Louisville,	12/31/11
3. 30, vs. UNC Asheville	11/8/13
30 vs. Baylor,	3/25/12
5. 31 vs. Morehead State	11/21/12
31 Indiana,	12/11/10

Free throws attempted

1. 48 vs. UNC Asheville	11/8/13
2. 44 at Indiana,	12/11/10
44 vs. Baylor	3/25/12
4. 43 at Louisville,	12/31/11
5. 41 vs. Morehead State	11/21/12

Free-throw percentage (10 made)

1. 1,000 Florida,	2/7/12 (11-11)
1,000 Austin Peay,	12/19/09 (18-18)
3. .946 Indiana	3/23/12 (30-44)
4. .895 Drexel,	12/21/09 (17-19)
5. .889 Tennessee,	1/31/12 (24-27)

Most rebounds

1. 59 Arkansas,	1/23/10
2. 57 Louisville ,	12/31/12
3. 56 Robert Morris,	11/17/13
4. 53 at LSU,	2/06/10
5. 52, three times	
Most recent: Eastern Michigan	11/27/13

Most assists

1. 30 Hartford,	12/29/09
2. 28 LIU Brooklyn,	11/23/12
28 vs UNC-Asheville,	11/30/09
4. 27 vs East Tennessee State,	3/18/10
5. 24 Marist,	11/11/11

Most steals

1. 15 vs. Lafayette,	11/16/12
2. 13 vs. UConn,	12/09/09
3. 12 vs. Lipscomb	12/15/12
12 vs. Portland,	11/26/11
12 vs. Cornell,	3/25/10
12 vs. Georgia,	1/09/10
12 vs UNC-Asheville,	11/30/09

Most blocked shots

1. 18 St. John's,	12/1/11
2. 14 at Georgia,	3/03/10
3. 13 at Ole Miss	1/29/13
13 Arkansas,	1/17/12
13 vs. Kansas,	11/15/11
13 Marist,	11/11/11

Fewest turnovers

1. 3 at South Carolina,	2/4/12
2. 4 vs. Portland,	11/26/11
3. 6 at Vanderbilt,	2/11/12
6 at LSU,	1/28/12,
6 vs. Florida,	3/13/11
6 vs. Indiana,	12/11/10

INDIVIDUAL STAT SUPERLATIVES UNDER CALIPARI

INDIVIDUAL

Most points

1.	35	Terrence Jones vs. Auburn	1/11/11
2.	32	Doron Lamb vs. Winthrop	12/22/10
3.	30	Brandon Knight vs. W. Virginia	3/19/11
4.	29	Eric Bledsoe vs. E. Tenn. St.	03/18/10
	29	Terrence Jones vs. Oklahoma	11/22/10

Field goals made

1.	12	Terrence Jones vs. Oklahoma	11/22/10
2.	11	Doron Lamb vs. Winthrop	12/22/10
	11	Terrence Jones vs. Auburn	1/11/11
4.	10	15 tied	

Field goals attempted

1.	23	Brandon Knight at Arkansas	2/23/11
	23	Brandon Knight vs. UConn	4/02/11
3.	20	Brandon Knight vs. W. Virginia	3/19/11
4.	19	Terrence Jones vs. E. Tenn. St.	11/12/10
	19	Kyle Wiltjer at Ole Miss	1/29/13

Field-goal percentage (8 made)

1.	.917	Doron Lamb vs. Winthrop	2/22/10 (11-12)
2.	.909	Anthony Davis vs. Vanderbilt	2/25/12 (10-11)
3.	.900	Alex Poythress vs. Lafayette	11/16/12 (9-10)
	.900	DeMarcus Cousins vs. Wake Forest	3/20/10 (9-10)
	.900	Anthony Davis at South Carolina	2/4/12 (9-10)
	.900	Patrick Patterson vs. East Tennessee State	3/18/10 (9-10)

3-point field goals made

1.	8	Eric Bledsoe vs. East Tenn. St.	3/18/10
2.	7	Doron Lamb vs. Winthrop	12/22/10
	7	Kyle Wiltjer vs. Lafayette	11/16/12
	7	Kyle Wiltjer vs. Lipscomb	12/15/12
5.	6	Darius Miller vs. South Carolina	2/19/11
	6	Darnell Dodson vs. Hartford	12/29/09

3-point field goals attempted

1.	12	Kyle Wiltjer at Ole Miss	1/29/13
2.	11	Kyle Wiltjer vs. Lafayette	11/16/12
	11	Brandon Knight vs. North Carolina	3/27/11
	11	Brandon Knight vs. UConn	4/02/11
	11	James Young vs. Boise State	12/10/13
	11	James Young vs. Michigan State	11/12/13

3-point FG percentage (6 made)

1.	.889	Eric Bledsoe vs. East Tennessee State	3/18/10 (8-9)
2.	.875	Doron Lamb vs. Winthrop	12/22/10 (7-8)
3.	.778	Kyle Wiltjer vs. Lipscomb	12/15/12 (7-9)
4.	.750	Darius Miller vs. South Carolina	2/19/11 (6-8)
5.	.636	Kyle Wiltjer vs. Lafayette	11/16/12 (7-11)

Free throws made

1.	12	Archie Goodwin at Ole Miss	1/29/13
	12	Archie Goodwin vs. Morehead State	11/21/12
	12	Anthony Davis vs. Louisville	12/31/11
4.	11	Julius Randle, vs. UNC Asheville	11/8/13
	11	Terrence Jones vs. St. Johns	12/1/11
	11	Terrence Jones vs. LSU	1/15/11

Free throws attempted

1.	17	Archie Goodwin vs. Morehead State	11/21/12
	17	DeMarcus Cousins vs. Tennessee	3/13/10
3.	16	Deandre Liggins vs. Indiana	12/11/10
	16	Terrence Jones vs. St. Johns	12/1/11
5.	15	Terrence Jones at Tennessee	3/06/11
	15	Julius Randle vs. Michigan State	11/12/13

Free-throw percentage (6 made)

1.	1.000	24 tied	
		Most Recent: Andrew Harrison vs. Providence	12/1/13 (8-8)
		Most FT Made: Michael Kidd-Gilchrist vs. Indiana	3/23/12 (10-10)
		Aaron Harrison vs. RMU	11/17/13 (10-10)

Most rebounds

1.	19	Michael Kidd-Gilchrist vs. Louisville	12/31/11
2.	18	DeMarcus Cousins vs. Louisville	1/02/10
	18	DeMarcus Cousins vs. Sam Houston	11/19/09
	18	Anthony Davis vs. Chattanooga	12/17/11
	18	Patrick Patterson vs. Rider	11/21/09

Most assists

1.	16	John Wall vs. Hartford	12/29/09
2.	14	John Wall vs. UNC Asheville	11/30/09
3.	11	John Wall vs. East Tennessee State	3/18/10
	11	John Wall vs. Rider	11/21/09
5.	10	Julius Mays vs. Lafayette	11/16/12
	10	Marquis Teague vs. Florida	2/7/12


Most steals

1.	6	Nerlens Noel vs. Baylor	12/1/12
	6	John Wall vs. UNC Asheville	11/30/09
	6	John Wall vs. UConn	12/09/09
4.	5	Darius Miller at Portland	11/19/10
	5	Deandre Liggins vs. Tennessee	2/08/11
	5	John Wall vs. Mississippi State	3/14/10

Most blocked shots

1.	12	Nerlens Noel at Ole Miss	1/29/13
2.	9	Willie Cauley-Stein vs. Providence	12/1/13
	9.	Willie Cauley-Stein vs. Boise State	12/10/13
4.	8	Nerlens Noel at Alabama	1/22/13
	8	Anthony Davis vs. St. Johns	12/1/11
	8	Anthony Davis at South Carolina	2/4/12

PLAYER BIOS



Willie Cauley-Stein

So. • Forward • 7-0 • 244
 Olathe, Kan.
 Northwest
 @TrillWill15

15

2013-14 Season: Tied a career best in blocks with nine as UK grabbed a win over Boise State ... Nearing a triple-double with 15 points, eight rebounds and nine blocks in UK's win over Providence ... Notched 15 points and eight rebounds while tying his career high in blocks with seven in UK's win over Eastern Michigan ... Scored 11 points in 30 minutes of action vs. Cleveland State ... Recorded his first double-double of the year with 14 points and 10 rebounds against UT Arlington ... Grabbed a career-high 13 rebounds vs. Robert Morris ... Pulled down seven rebounds vs. Michigan State ... Tallied seven points to go along with 11 rebounds in UK's win over Northern Kentucky ... Swatted four shots while adding four assists and a trio of steals in the win over UNC Asheville ... Averaged 9.5 points, 5.5 rebounds and 5.0 blocks per outing in UK's two exhibition contests ... Earned preseason accolades as a second-team All-SEC selection by the media ... CBS Sports tabbed him to its preseason third team All-America squad.

Career: Named to the All-SEC Freshman team in 2012-13 ... A two-time All-SEC Freshman of the Week honoree ... Averaged 8.3 points and 6.2 rebounds in his first season in the Blue and White ... Ranked fourth in field-goal percentage, seventh in blocked shots, 12th in rebounding and 33rd in scoring in the UK freshman record books for first-year players ... Ranked the 10th best center in the country by Scout.com and ESPNU Recruiting and the sixth best by Rivals.com ... Ranked 20th overall by Scout, while ESPNU rated him at 32nd and Rivals at 39th.

Cauley-Stein's Season & Career Highs

2013-14 Season		Career
15, twice	Pts.	20, vs. Vanderbilt (2/20/13)
13, vs. Robert Morris (11/17/13)	Rebs.	13, vs. Robert Morris (11/17/13)
7, vs. Providence (12/1/13)	FG Made	8, vs. Vanderbilt (2/20/13)
12, vs. Eastern Michigan (11/27/13)	FG Atts.	12, vs. Eastern Michigan (11/27/13)
-	3-FG Made	-
-	3-FG Atts.	-
5, vs. Cleveland State (11/25/13)	FTs Made	4, vs. Vanderbilt (2/20/13)
7, twice	FTs Atts.	8, at Arkansas (3/2/13)
4, vs. UNC Asheville (11/8/13)	Assists	4, three times
3, vs. UNC Asheville (11/8/13)	Steals	3, four times
9, twice	Blocks	9, twice
36, vs. Providence (12/1/13)	Minutes	37, at Arkansas (3/2/13)

Cauley-Stein's Misc. Stats

Category	2013-14	Career
Dunks	16	68
Double-Figure Scoring	4	15
Double-Figure Rebounding	3	8
Double-Doubles	1	5
Games led UK in Scoring	-	1
Games led UK in Rebounding	2	11
Games led UK in Blocks	7	20
Games with 3+ Assists	1	3
Games with 3+ Blocks	7	17
Games with 3+ Steals	1	4
Games with 3+ 3-Pointers	-	-


Cauley-Stein Game-By-Game

Opponent	Min.	FG-A	Pct.	3P-A	Pct.	FT-A	Pct.	O-D-T	PF	A	TO	B	St.	Pts.
UNC-Ash. ^{Start}	18	1-3	.333	0-0	.000	1-2	.500	4-2-6	3	4	0	4	3	3
NKU ^{Start}	20	3-5	.600	0-0	.000	1-2	.500	5-6-11	2	0	0	0	1	7
Mich. St. ^{Start}	27	2-4	.500	0-0	.000	1-3	.333	3-4-7	2	0	1	2	0	5
R. Morris	25	2-4	.500	0-0	.000	3-6	.500	4-9-13	2	2	2	4	1	7
UT Arlington	24	6-8	.750	0-0	.000	2-3	.667	4-6-10	4	1	0	1	2	14
Cleveland St.	30	3-6	.500	0-0	.000	5-7	.714	1-3-4	1	0	0	4	2	11
E. Michigan	25	6-12	.500	0-0	.000	3-7	.429	3-5-8	2	2	2	7	1	15
Providence ^{Start}	36	7-8	.875	0-0	.000	1-1	1.000	3-5-8	4	1	1	9	0	15
Baylor ^{Start}	33	4-7	.571	0-0	.000	0-2	.000	1-2-3	2	2	0	3	0	8
Boise St. ^{Start}	25	3-3	1.000	0-0	.000	0-2	.000	4-3-7	2	0	2	9	1	6
UNC														
Belmont														
L'Ville														
Miss. State														
Vandy														
Arkansas														
Tennessee														
Texas A&M														
Georgia														
LSU														
Mizzou														
Ole Miss														
Miss. State														
Auburn														
Florida														
Ole Miss														
LSU														
Arkansas														
S. Carolina														
Alabama														
Florida														

Cauley-Stein's Career Stats

Year	GP-S	Min.-Avg.	FG-A	Pct.	3FG-A	Pct.	FT-A	Pct.	Reb.-Avg.	PF-D	A	TO	Blk	Stl	Pts.-Avg
2012-13	29-14	683-23.6	105-169	.621	0-0	.000	32-86	.372	179-6.2	70-2	27	48	60	24	242-8.3
2013-14	10-6	263-26.3	37-60	.617	0-0	.000	17-35	.486	77-7.7	24-0	12	8	43	11	91-9.1
TOTAL	39-20	946-24.3	142-229	.620	0-0	.000	49-121	.405	256-6.6	94-2	39	56	103	35	333-8.5

PLAYER BIOS



EJ Floreal

Fr. • Guard • 6-3 • 195

Palo Alto, Calif.

Dunbar

@BouncyE_24

24

2013-14 Season: Scored two points on a dunk and added a steal and block in Kentucky's win over Robert Morris ... Logged a bucket and a steal in two minutes of action in UK's exhibition win over Transylvania ... Earned a spot on the team as a walk-on player.

Career: Averaged 12.9 points and 10.5 rebounds per game in one season with Paul Dunbar in Lexington ... Was a second-team All-City selection in his senior season ... Also ran track at Dunbar where he finished fourth in the 100 meters (10.98 seconds) and third in the 200 (21.37) in the Class 3-A state meet ... Previously attended high school in Palo Alto, Calif., where he earned league MVP honors and was an All-League performer ... Son of UK's track and field coach, Edrick Floreal ... Both of his parents were Olympic athletes.

Floreal's Season & Career Highs

2013-14 Season		Career
2, vs. Robert Morris (11/17/13)	Pts.	2, vs. Robert Morris (11/17/13)
1, vs. Robert Morris (11/17/13)	Rebs.	1, vs. Robert Morris (11/17/13)
1, vs. Robert Morris (11/17/13)	FG Made	1, vs. Robert Morris (11/17/13)
1, vs. Robert Morris (11/17/13)	FG Atts.	1, vs. Robert Morris (11/17/13)
-	3-FG Made	-
-	3-FG Atts.	-
-	FTs Made	-
-	FTs Atts.	-
-	Assists	-
1, vs. Robert Morris (11/17/13)	Steals	1, vs. Robert Morris (11/17/13)
1, vs. Robert Morris (11/17/13)	Blocks	1, vs. Robert Morris (11/17/13)
2, vs. Robert Morris (11/17/13)	Minutes	2, vs. Robert Morris (11/17/13)

Floreal's Misc. Stats

Category	2013-14	Career
Dunks	1	1
Double-Figure Scoring	-	-
Double-Figure Rebounding	-	-
Double-Doubles	-	-
Games led UK in Scoring	-	-
Games led UK in Rebounding	-	-
Games led UK in Assists	-	-
Games with 3+ Assists	-	-
Games with 3+ Blocks	-	-
Games with 3+ Steals	-	-
Games with 3+ 3-Pointers	-	-


Floreal Game-By-Game

Opponent	Min.	FG-A	Pct.	3P-A	Pct.	FT-A	Pct.	O-D-T	PF	A	TO	B	St.	Pts.
UNC-Ash.						DNP								
NKU						DNP								
Mich. St.						DNP								
R. Morris	2	1-1	1.000	0-0	.000	0-0	.000	0-1-1	1	0	0	1	1	2
UT Arlington						DNP								
Cleveland St.						DNP								
E. Michigan						DNP								
Providence						DNP								
Baylor						DNP								
Boise St.						DNP								
UNC														
Belmont														
L'Ville														
Miss. State														
Vandy														
Arkansas														
Tennessee														
Texas A&M														
Georgia														
LSU														
Mizzou														
Ole Miss														
Miss. State														
Auburn														
Florida														
Ole Miss														
LSU														
Arkansas														
S. Carolina														
Alabama														
Florida														

Floreal's Career Stats

Year	GP-S	Min.-Avg.	FG-A	Pct.	3FG-A	Pct.	FT-A	Pct.	Reb.-Avg.	PF-D	A	TO	Blk	Stl	Pts.-Avg
2013-14	1-0	2-2.0	1-1	1.000	0-0	.000	0-0	.000	1-1.0	1-0	0	0	1	1	2-2.0
TOTAL	1-0	2-2.0	1-1	1.000	0-0	.000	0-0	.000	1-1.0	1-0	0	0	1	1	2-2.0

PLAYER BIOS



Aaron Harrison

Fr. • Guard • 6-6 • 218

Richmond, Texas

Travis

@AaronICE2

2

2013-14 Season: Scored 13 points and swiped three steals in UK's win over Boise State ... Drained three 3s, scoring 15 points, while dishing out a season-best six assists vs. Baylor ... Tabbed SEC Freshman of the Week after averaging 18.5 points, five rebounds and three assists in wins over Eastern Michigan and Providence ... Scored 22 points and pulled down seven rebounds in Kentucky's win over Eastern Michigan ... Tallied 11 points in UK's win over Cleveland State ... Notched a career-high 28 points, including shooting a perfect 10-for-10 from the free throw line, in Kentucky's win over Robert Morris ... Scored 16 points in Kentucky's win over Northern Kentucky ... Posted 10 points and four steals in UK's win over UNC Asheville ... One of four UK freshmen named to the Wayman Tisdale Preseason watch list for the National Freshman of the Year award ... Averaged 9.0 points, 4.0 rebounds and 4.5 assists in two exhibition contests ... Had seven assists and no turnovers in the win over Montevallo.

Career: Averaged 23.1 points, 5.2 rebounds and 2.5 assists in helping lead Travis to a state title in his senior season ... He averaged 18.1 points, 4.7 rebounds, 2.7 assists and 2.6 steals, leading his team to a 36-4 record and 5A State Championship game in 2011-12 ... His twin brother, Andrew, is also a member of the Wildcats' roster ... The oldest of the Harrison twins by a minute, Aaron was ranked the No. 1 shooting guard in the country by all three recruiting services, while Rivals and Scout both ranked him the fourth overall prospect in the country ... ESPN Recruiting ranked him fifth.

Harrison's Season & Career Highs

2013-14 Season		Career
28, vs. Robert Morris (11/17/13)	Pts.	28, vs. Robert Morris (11/17/13)
7, vs. Eastern Michigan (11/27/13)	Rebs.	7, vs. Eastern Michigan (11/27/13)
7, twice	FG Made	7, twice
12, three times	FG Atts.	12, three times
4, vs. Robert Morris (11/17/13)	3-FG Made	4, vs. Robert Morris (11/17/13)
7, twice	3-FG Atts.	7, twice
10, vs. Robert Morris (11/17/13)	FTs Made	10, vs. Robert Morris (11/17/13)
11, vs. Eastern Michigan (11/27/13)	FTs Atts.	11, vs. Eastern Michigan (11/27/13)
6, vs. Baylor (12/6/13)	Assists	6, vs. Baylor (12/6/13)
4, vs. UNC Asheville (11/8/13)	Steals	4, vs. UNC Asheville (11/8/13)
1, four times	Blocks	1, four times
38, twice	Minutes	38, twice

Harrison's Misc. Stats

Category	2013-14	Career
Dunks	1	1
Double-Figure Scoring	8	8
Double-Figure Rebounding	-	-
Double-Doubles	-	-
Games led UK in Scoring	2	2
Games led UK in Rebounding	-	-
Games led UK in Assists	3	3
Games with 3+ Assists	3	3
Games with 3+ Blocks	-	-
Games with 3+ Steals	1	1
Games with 3+ 3-Pointers	3	3


Harrison Game-By-Game

Opponent	Min.	FG-A	Pct.	3P-A	Pct.	FT-A	Pct.	O-D-T	PF	A	TO	B	St.	Pts.
UNC-Ash. ^{Start}	32	3-8	.375	1-3	.333	3-6	.500	0-5-5	2	0	2	1	4	10
NKU ^{Start}	23	6-10	.600	1-5	.200	3-4	.750	1-0-1	3	1	0	1	1	16
Mich. St. ^{Start}	18	1-7	.143	0-5	.000	1-2	.500	0-1-1	2	2	2	1	0	3
R. Morris ^{Start}	27	7-12	.583	4-7	.571	10-10	1.000	1-3-4	1	3	2	1	2	28
UTA ^{Start}	29	2-11	.182	0-5	.000	1-2	.500	0-2-2	1	2	3	0	0	5
Cleveland St. ^{Start}	30	3-8	.375	1-3	.333	4-6	.667	1-0-1	3	0	0	0	0	11
E. Michigan ^{Start}	37	5-12	.417	3-7	.429	9-11	.818	0-7-7	3	2	0	0	0	22
Providence ^{Start}	38	7-9	.778	1-2	.500	0-1	.000	1-2-3	3	4	2	0	0	15
Baylor ^{Start}	35	4-9	.444	3-5	.600	4-4	1.000	0-2-2	4	6	3	0	0	15
Boise St. ^{Start}	38	6-12	.500	0-4	.000	1-1	1.000	0-4-4	0	1	3	0	3	13
UNC														
Belmont														
L'Ville														
Miss. State														
Vandy														
Arkansas														
Tennessee														
Texas A&M														
Georgia														
LSU														
Mizzou														
Ole Miss														
Miss. State														
Auburn														
Florida														
Ole Miss														
LSU														
Arkansas														
S. Carolina														
Alabama														
Florida														

Harrison's Career Stats

Year	GP-S	Min.-Avg.	FG-A	Pct.	3FG-A	Pct.	FT-A	Pct.	Reb.-Avg.	PF-D	A	TO	Blk	Stl	Pts.-Avg
2013-14	10-10	309-30.9	44-98	.449	14-46	.304	36-47	.766	30-3.0	22-0	21	17	4	10	138-13.8
TOTAL	10-10	309-30.9	44-98	.449	14-46	.304	36-47	.766	30-3.0	22-0	21	17	4	10	138-13.8

PLAYER BIOS



Andrew Harrison

Fr. • Guard • 6-6 • 215

Richmond, Texas

Travis

@DrewRoc5

5

2013-14 Season: Tallied 13 point on 4-of-7 shooting from the field in Kentucky's win over Boise State ... Scored seven points and dished out six assists in UK's loss to Baylor ... Went 8-for-8 from the charity stripe vs. Providence ... Scored 12 points and five assists in UK's win over Cleveland State ... Notched 15 points, while dishing out six assists in a win over UT Arlington ... Scored eight and pulled down eight rebounds in a win over Robert Morris ... Posted 11 points in 38 minutes of action against Michigan State ... Scored 13 points in UK's win over Northern Kentucky ... Tallied eight points and dished out a team-high five assists in a win over UNC Asheville ... One of four UK freshmen to earn recognition on the preseason watch list for the Wayman Tisdale Award ... Was tabbed to the Bob Cousy Award watch list ... Selected by the media as a preseason All-SEC second team honoree ... Sat out UK's two exhibition contests with a bone bruise in his right knee.

Career: Logged 15.8 points, 7.0 rebounds and 7.0 assists as a senior at Travis where he directed the squad to a state title in 2013 ... As a junior he averaged 12.5 points, 6.0 assists, 4.9 rebounds and 2.1 steals, while also helping guide his team to an appearance in the 5A State Championship game and a 36-4 record in 2011-12 ... Ranked as the top point guard in the country by all three recruiting services and the third-best prospect in the country by ESPNU Recruiting ... Scout and Rivals both ranked him as the fifth-best prospect.

Harrison's Season & Career Highs

2013-14 Season		Career
15, vs. UT Arlington (11/19/13)	Pts.	15, vs. UT Arlington (11/19/13)
8, vs. Robert Morris (11/17/13)	Rebs.	8, vs. Robert Morris (11/17/13)
4, three times	FG Made	4, three times
9, twice	FG Atts.	9, twice
2, three times	3-FG Made	2, three times
4, three times	3-FG Atts.	4, three times
8, vs. Providence (12/1/13)	FTs Made	8, vs. Providence (12/1/13)
9, vs. UNC Asheville (11/8/13)	FTs Atts.	9, vs. UNC Asheville (11/8/13)
6, twice	Assists	6, twice
1, twice	Steals	1, twice
1, twice	Blocks	1, twice
38, vs. Michigan State (11/12/13)	Minutes	38, vs. Michigan State (11/12/13)

Harrison's Misc. Stats

Category	2013-14	Career
Dunks	-	-
Double-Figure Scoring	5	5
Double-Figure Rebounding	-	-
Double-Doubles	-	-
Games led UK in Scoring	-	-
Games led UK in Rebounding	-	-
Games led UK in Assists	6	6
Games with 3+ Assists	6	6
Games with 3+ Blocks	-	-
Games with 3+ Steals	-	-
Games with 3+ 3-Pointers	-	-

Harrison Game-By-Game

Opponent	Min.	FG-A	Pct.	3P-A	Pct.	FT-A	Pct.	O-D-T	PF	A	TO	B	St.	Pts.
UNC-Ash. ^{Start}	29	1-3	.333	0-1	.000	6-9	.667	0-0-0	3	5	1	0	0	8
NKU ^{Start}	26	4-7	.571	2-3	.667	3-3	1.000	0-2-2	2	2	1	0	0	13
Mich. St. ^{Start}	38	3-6	.500	1-1	1.000	4-4	1.000	0-1-1	4	3	4	0	0	11
R. Morris ^{Start}	29	2-4	.500	2-4	.500	2-4	.500	0-8-8	3	2	2	0	1	8
UTA ^{Start}	29	3-7	.429	2-2	1.000	7-8	.875	2-1-3	3	6	2	0	1	15
Cleveland St. ^{Start}	21	4-9	.444	0-4	.000	4-5	.800	0-0-0	5	5	1	0	0	12
E. Michigan ^{Start}	26	2-6	.333	0-1	.000	4-5	.800	0-0-0	4	3	5	1	0	8
Providence ^{Start}	22	0-2	.000	0-0	.000	8-8	1.000	0-2-2	4	1	3	0	0	8
Baylor ^{Start}	35	2-9	.222	1-4	.250	2-4	.500	1-0-1	4	6	1	1	0	7
Boise St. ^{Start}	31	4-7	.571	0-1	.000	5-7	.714	0-3-3	3	2	3	0	0	13
UNC														
Belmont														
L'Ville														
Miss. State														
Vandy														
Arkansas														
Tennessee														
Texas A&M														
Georgia														
LSU														
Mizzou														
Ole Miss														
Miss. State														
Auburn														
Florida														
Ole Miss														
LSU														
Arkansas														
S. Carolina														
Alabama														
Florida														

Harrison's Career Stats

Year	GP-S	Min.-Avg.	FG-A	Pct.	3FG-A	Pct.	FT-A	Pct.	Reb.-Avg.	PF-D	A	TO	Blk	Stl	Pts.-Avg
2013-14	10-10	286-28.6	25-60	.417	8-21	.381	45-57	.789	20-2.0	35-1	35	23	2	2	103-10.3
TOTAL	10-10	286-28.6	25-60	.417	8-21	.381	45-57	.789	20-2.0	35-1	35	23	2	2	103-10.3

PLAYER BIOS



Dominique Hawkins

Fr. • Guard • 6-0 • 193

Richmond, Ky.

Madison Central

@Dhawk_25

25

2013-14 Season: Tallied five points in 17 minutes vs. Providence ... Drained a 3 in Kentucky's win over UT Arlington ... Notched four points and handed out three assists in 18 minutes vs. Robert Morris ... Dished out an assist and grabbed a rebound in six minutes of action vs. Northern Kentucky ... Saw four minutes of action and registered a rebound in the win over UNC Asheville ... Had a made free throw, one rebound and one assist in five minutes of action in a win over Montevallo ... Played 12 minutes in UK's win over Transylvania ... Is the 17th Wildcat in program history to have earned Kentucky Mr. Basketball honors as a high school player.

Career: Averaged 20.4 points and 5.3 rebounds per game as a senior ... Was named the 2013 Kentucky Mr. Basketball ... Also hauled in state Gatorade Player of the Year honors ... Directed Madison Central to the state championship and captured most valuable player honors after averaging 20.4 points, 5.6 rebounds, 2.9 assists and 1.8 steals per game throughout the Kentucky Boys Sweet Sixteen ... Rated as the No. 44 point guard by 247 Sports ... Rivals and Scout ranked him as a three-star player.

Hawkins' Season & Career Highs

2013-14 Season		Career
5, vs. Providence (12/1/13)	Pts.	5, vs. Providence (12/1/13)
1, eight times	Rebs.	1, eight times
2, twice	FG Made	2, twice
4, vs. Robert Morris (11/17/13)	FG Atts.	4, vs. Robert Morris (11/17/13)
1, twice	3-FG Made	1, twice
1, seven times	3-FG Atts.	1, seven times
1, twice	FTs Made	1, twice
2, twice	FTs Atts.	2, twice
3, vs. Robert Morris (11/17/13)	Assists	3, vs. Robert Morris (11/17/13)
1, three times	Steals	1, three times
1, vs. Robert Morris (11/17/13)	Blocks	1, vs. Robert Morris (11/17/13)
18, twice	Minutes	18, twice

Hawkins' Misc. Stats

Category	2013-14	Career
Dunks	-	-
Double-Figure Scoring	-	-
Double-Figure Rebounding	-	-
Double-Doubles	-	-
Games led UK in Scoring	-	-
Games led UK in Rebounding	-	-
Games led UK in Assists	2	2
Games with 3+ Assists	1	1
Games with 3+ Blocks	-	-
Games with 3+ Steals	-	-
Games with 3+ 3-Pointers	-	-

Hawkins Game-By-Game

Opponent	Min.	FG-A	Pct.	3P-A	Pct.	FT-A	Pct.	O-D-T	PF	A	TO	B	St.	Pts.
UNC-Ash.	4	0-0	.000	0-0	.000	0-0	.000	0-1-1	0	0	0	0	0	0
NKU	6	0-1	.000	0-1	.000	0-0	.000	0-1-1	0	1	0	0	0	0
Mich. St.	6	0-0	.000	0-1	.000	0-0	.000	0-0-0	1	0	0	0	0	0
R. Morris	18	2-4	.500	0-1	.000	0-0	.000	1-0-1	1	3	0	1	1	4
UT Arlington	13	1-3	.333	1-1	1.000	0-1	.000	0-1-1	2	0	0	0	1	3
Cleveland St.	14	0-1	.000	0-1	.000	1-2	.500	0-1-1	3	0	1	0	0	1
E. Michigan	10	0-1	.000	0-1	.000	1-2	.500	0-1-1	1	0	1	0	0	1
Providence	17	2-2	1.000	1-1	1.000	0-0	.000	0-1-1	1	1	0	0	1	5
Baylor	7	1-2	.500	0-1	.000	0-0	.000	0-1-1	0	0	0	0	0	2
Boise St.	18	0-2	.000	0-1	.000	0-0	.000	0-0-0	3	2	1	0	0	0
UNC														
Belmont														
L'Ville														
Miss. State														
Vandy														
Arkansas														
Tennessee														
Texas A&M														
Georgia														
LSU														
Mizzou														
Ole Miss														
Miss. State														
Auburn														
Florida														
Ole Miss														
LSU														
Arkansas														
S. Carolina														
Alabama														
Florida														

Hawkins' Career Stats

Year	GP-S	Min.-Avg.	FG-A	Pct.	3FG-A	Pct.	FT-A	Pct.	Reb.-Avg.	PF-D	A	TO	Blk	Stl	Pts.-Avg
2013-14	10-0	113-11.3	6-16	.375	2-8	.250	2-5	.400	8-0.8	12-0	7	3	1	3	16-1.6
TOTAL	10-0	113-11.3	6-16	.375	2-8	.250	2-5	.400	8-0.8	12-0	7	3	1	3	16-1.6

PLAYER BIOS



Jon Hood

Sr. • Guard • 6-7 • 215

Madisonville, Ky.

North Hopkins

@jonnylightning4

4

2013-14 Season: Drained a pair of free throws after swiping a steal vs. UT Arlington ... Nailed a 3-pointer and two free throws to score five points in UK's win over Northern Kentucky ... Logged a steal and an assist in six minutes of action vs. UNC Asheville ... Had four points and a blocked shot in 11 minutes of a win over Montevallo ... Logged two points and an assist in the victory over Transylvania.

Career: Graduated in May 2013 ... Only remaining player from Coach Calipari's original roster ... Has played in more than 70 contests ... Averaging a little more than five minutes a game ... Former Kentucky Mr. Basketball.

Hood's Season & Career Highs

2013-14 Season		Career
5, vs. Northern Kentucky (11/10/13)	Pts.	7, vs. Coppin State (12/28/10)
1, vs. Northern Kentucky (11/10/13)	Rebs.	4, twice
1, vs. Northern Kentucky (11/10/13)	FG Made	2, five times
2, vs. Northern Kentucky (11/10/13)	FG Atts.	7, vs. Coppin State (12/28/10)
1, vs. Northern Kentucky (11/10/13)	3-FG Made	2, vs. Samford (12/4/12)
2, vs. Northern Kentucky (11/10/13)	3-FG Atts.	4, vs. Coppin State (12/28/10)
2, twice	FTs Made	2, seven times
2, twice	FTs Atts.	4, vs. Portland (11/19/10)
1, three times	Assists	3, vs. LSU (1/15/11)
1, twice	Steals	2, twice
-	Blocks	1, three times
6, twice	Minutes	20, vs. LSU (1/15/11)

Hood's Misc. Stats

Category	2013-14	Career
Dunks	-	2
Double-Figure Scoring	-	-
Double-Figure Rebounding	-	-
Double-Doubles	-	-
Games led UK in Scoring	-	-
Games led UK in Rebounding	-	-
Games led UK in Assists	-	-
Games with 3+ Assists	-	1
Games with 3+ Blocks	-	-
Games with 3+ Steals	-	-
Games with 3+ 3-Pointers	-	-

Hood Game-By-Game

Opponent	Min.	FG-A	Pct.	3P-A	Pct.	FT-A	Pct.	O-D-T	PF	A	TO	B	St.	Pts.
UNC-Ash.	6	0-1	.000	0-1	.000	0-0	.000	0-0-0	0	1	0	0	1	0
NKU	6	1-2	.500	1-2	.500	2-2	1.000	0-1-1	2	1	2	0	0	5
Mich. St.								DNP						
R. Morris	4	0-1	.000	0-0	.000	0-0	.000	0-0-0	0	1	0	0	0	0
UT Arlington	2	0-0	.000	0-0	.000	2-2	1.000	0-0-0	0	0	0	0	1	2
Cleveland St.								DNP						
E. Michigan								DNP						
Providence								DNP						
Baylor								DNP						
Boise St.								DNP						
UNC														
Belmont														
L'Ville														
Miss. State														
Vandy														
Arkansas														
Tennessee														
Texas A&M														
Georgia														
LSU														
Mizzou														
Ole Miss														
Miss. State														
Auburn														
Florida														
Ole Miss														
LSU														
Arkansas														
S. Carolina														
Alabama														
Florida														

Hood's Career Stats

Year	GP-S	Min.-Avg.	FG-A	Pct.	3FG-A	Pct.	FT-A	Pct.	Reb.-Avg.	PF-D	A	TO	Blk	Stl	Pts.-Avg
2009-10	17-0	74-4.4	6-19	.316	4-11	.364	4-4	1.000	12-0.7	6-0	6	4	0	1	20-1.2
2010-11	33-0	158-4.8	9-37	.243	3-19	.158	5-9	.556	22-0.7	11-0	4	2	2	3	26-0.8
2012-13	23-0	146-6.3	13-26	.500	6-15	.400	2-2	1.000	28-1.2	13-0	2	3	1	7	34-1.5
2013-14	4-0	18-4.5	1-4	.250	1-3	.333	4-4	1.000	1-0.3	2-0	3	2	0	2	7-1.8
TOTAL	77-0	396-5.1	29-86	.337	14-48	.292	15-19	.789	63-0.8	32-0	15	11	3	13	87-1.1

PLAYER BIOS



Dakari Johnson

Fr. • Center • 7-0 • 265

Brooklyn, N.Y.

Montverde Acad.

@dslowmotion22

44

2013-14 Season: Notched 10 points and seven rebounds in UK's win over Eastern Michigan ... Posted eight points and eight rebounds in Kentucky's win over UT Arlington ... Recorded eight points in Kentucky's win over Robert Morris ... Grabbed five rebounds vs. Michigan State ... Tallied seven points and four rebounds in 17 minutes of action vs. Northern Kentucky ... Scored five points in his debut as a Wildcat vs. UNC Asheville ... Selected by the media as a preseason All-SEC second team honoree ... Posted nine points and five rebounds in 15 minutes of action against Montevallo ... Totaled nine points and nine boards with a steal in 19 minutes of a win over Transylvania.

Career: Averaged 17.0 points, 11.0 rebounds and 4.3 blocks per game in his only season at Montverde Academy ... Johnson led his high school squad to a national championship at the National High School Invitational where he claimed MVP honors after logging 18 points and eight rebounds ... In addition to his high school accolades, Johnson suited up for Team USA Basketball's U17 squad in the summer of 2012 where he averaged 20 points and five boards a game for the world champions ... Johnson was rated as the No. 11 overall player by ESPN and the top player at his position ... Rivals ranked him as the No. 9 overall player and Scout listed him at No. 18.

Johnson's Season & Career Highs

2013-14 Season		Career
10, vs. Eastern Michigan (11/27/13)	Pts.	10, vs. Eastern Michigan (11/27/13)
8, vs. UT Arlington (11/19/13)	Rebs.	8, vs. UT Arlington (11/19/13)
4, twice	FG Made	4, twice
7, vs. UT Arlington (11/19/13)	FG Atts.	7, vs. UT Arlington (11/19/13)
-	3-FG Made	-
-	3-FG Atts.	-
4, vs. Robert Morris (11/17/13)	FTs Made	4, vs. Robert Morris (11/17/13)
5, twice	FTs Atts.	5, twice
1, vs. Northern Kentucky (11/10/13)	Assists	1, vs. Northern Kentucky (11/10/13)
-	Steals	-
1, twice	Blocks	1, twice
17, vs. Northern Kentucky (11/10/13)	Minutes	17, vs. Northern Kentucky (11/10/13)

Johnson's Misc. Stats

Category	2013-14	Career
Dunks	2	2
Double-Figure Scoring	1	1
Double-Figure Rebounding	-	-
Double-Doubles	-	-
Games led UK in Scoring	-	-
Games led UK in Rebounding	-	-
Games led UK in Blocks	-	-
Games with 3+ Assists	-	-
Games with 3+ Blocks	-	-
Games with 3+ Steals	-	-
Games with 3+ 3-Pointers	-	-

Johnson Game-By-Game

Opponent	Min.	FG-A	Pct.	3P-A	Pct.	FT-A	Pct.	O-D-T	PF	A	TO	B	St.	Pts.
UNC-Ash.	9	2-5	.400	0-0	.000	1-2	.500	0-1-1	4	0	0	0	0	5
NKU	17	2-4	.500	0-0	.000	3-5	.600	1-3-4	0	1	1	1	0	7
Mich. St.	14	1-2	.500	0-0	.000	0-3	.000	2-3-5	4	0	0	0	0	2
R. Morris	13	2-3	.667	0-0	.000	4-5	.800	2-1-3	3	0	1	0	0	8
UT Arlington	13	4-7	.571	0-0	.000	0-2	.000	4-4-8	1	0	1	1	0	8
Cleveland St.	7	0-0	.000	0-0	.000	0-0	.000	1-1-2	1	0	0	0	0	0
E. Michigan	10	4-5	.800	0-0	.000	2-4	.500	4-3-7	2	0	0	0	0	10
Providence	4	0-1	.000	0-0	.000	1-2	.500	1-2-3	2	0	1	0	0	1
Baylor	4	0-1	.000	0-0	.000	0-0	.000	1-0-1	0	0	0	0	0	0
Boise St.	11	0-0	.000	0-0	.000	0-0	.000	0-1-1	1	0	0	0	0	0
UNC														
Belmont														
L'Ville														
Miss. State														
Vandy														
Arkansas														
Tennessee														
Texas A&M														
Georgia														
LSU														
Mizzou														
Ole Miss														
Miss. State														
Auburn														
Florida														
Ole Miss														
LSU														
Arkansas														
S. Carolina														
Alabama														
Florida														

Johnson's Career Stats

Year	GP-S	Min.-Avg.	FG-A	Pct.	3FG-A	Pct.	FT-A	Pct.	Reb.-Avg.	PF-D	A	TO	Blk	Stl	Pts.-Avg
2013-14	10-0	102-10.2	15-28	.536	0-0	.000	11-23	.478	35-3.5	18-0	1	4	2	0	41-4.1
TOTAL	10-0	102-10.2	15-28	.536	0-0	.000	11-23	.478	35-3.5	18-0	1	4	2	0	41-4.1

PLAYER BIOS



Tod Lanter

Jr. • Guard • 6-2 • 190

Lexington, Ky.

Gulf Coast St. CC

@tod_lanterIII

21

2013-14 Season: Notched a pair of rebounds in a minute of a win over Transylvania.

Career: Saw action in six games during his first season in the Blue and White ... Hauled in two rebounds in nine minutes of total action ... Walk-on player and son of former UK player, Bo Lanter ... Played the 2010-11 season at Gulf Coast State CC, averaging 2.6 points and 1.2 rebounds ... Scored a career-high 16 points in his first collegiate game and shot 41.8 percent.

Lanter's Season & Career Highs

2013-14 Season	Career
Pts.	-
Rebs.	2, vs. Mississippi State (2/27/13)
FG Made	-
FG Atts.	1, three times
3-FG Made	-
3-FG Atts.	1, twice
FTs Made	-
FTs Atts.	-
Assists	-
Steals	-
Blocks	-
Minutes	3, vs. Mississippi State (2/27/13)

Lanter's Misc. Stats

Category	2013-14	Career
Dunks	-	-
Double-Figure Scoring	-	-
Double-Figure Rebounding	-	-
Double-Doubles	-	-
Games led UK in Scoring	-	-
Games led UK in Rebounding	-	-
Games led UK in Assists	-	-
Games with 3+ Assists	-	-
Games with 3+ Blocks	-	-
Games with 3+ Steals	-	-
Games with 3+ 3-Pointers	-	-

Lanter Game-By-Game

Opponent	Min.	FG-A	Pct.	3P-A	Pct.	FT-A	Pct.	O-D-T	PF	A	TO	B	St.	Pts.
UNC-Ash.						DNP								
NKU						DNP								
Mich. St.						DNP								
R. Morris						DNP								
UT Arlington						DNP								
Cleveland St.						DNP								
E. Michigan						DNP								
Providence						DNP								
Baylor						DNP								
Boise St.						DNP								
UNC														
Belmont														
L'Ville														
Miss. State														
Vandy														
Arkansas														
Tennessee														
Texas A&M														
Georgia														
LSU														
Mizzou														
Ole Miss														
Miss. State														
Auburn														
Florida														
Ole Miss														
LSU														
Arkansas														
S. Carolina														
Alabama														
Florida														

Lanter's Career Stats

Year	GP-S	Min.-Avg.	FG-A	Pct.	3FG-A	Pct.	FT-A	Pct.	Reb.-Avg.	PF-D	A	TO	Blk	Stl	Pts.-Avg
2012-13	6-0	9-1.5	0-3	.000	0-2	.000	0-0	.000	2-0.3	1-0	0	2	0	0	0-0.0
2013-14															
TOTAL	6-0	9-1.5	0-3	.000	0-2	.000	0-0	.000	2-0.3	1-0	0	2	0	0	0-0.0

PLAYER BIOS



Marcus Lee

Fr. • Forward • 6-9 • 215

Antioch, Calif.

Deer Valley

@SuperKingMe



2013-14 Season: Tallied 10 points and three blocks in UK's win over UT Arlington ... Made his first career start against Robert Morris ... Pulled down six rebounds in UK's win over Northern Kentucky ... Ranked second on the team with 17 points in collegiate debut vs. UNC Asheville ... Scored three points and added a pair of rebounds in a win over Transylvania ... Sunk a pair of free throws and added two rebounds in three minutes of action in a win over Montevallo.

Career: Notched 17.7 points, 19.5 rebounds and 6.7 blocks per game in his senior season at Deer Valley ... Also an exceptional volleyball player who helped lead his team to a sectional title as a senior ... Averaged 13.9 points, 13.1 rebounds, 9.1 blocks and 1.3 steals as a junior ... In his first AAU competition he registered a triple-double that was highlighted by 11 blocked shots ... Ranked as the No. 17 overall player and the No. 5 power forward in his class by Rivals ... ESPN Recruiting had him rated as the No. 30 overall prospect and the ninth-best power forward ... Scout had him tabbed as the No. 40 overall player and the No. 3 center.

Lee's Season & Career Highs

2013-14 Season		Career
17, vs. UNC Asheville (11/8/13)	Pts.	17, vs. UNC Asheville (11/8/13)
6, vs. Northern Kentucky (11/10/13)	Rebs.	6, vs. Northern Kentucky (11/10/13)
7, vs. UNC Asheville (11/8/13)	FG Made	7, vs. UNC Asheville (11/8/13)
8, vs. UNC Asheville (11/8/13)	FG Atts.	8, vs. UNC Asheville (11/8/13)
-	3-FG Made	-
-	3-FG Atts.	-
3, vs. UNC Asheville (11/8/13)	FTs Made	3, vs. UNC Asheville (11/8/13)
7, vs. UNC Asheville (11/8/13)	FTs Atts.	7, vs. UNC Asheville (11/8/13)
1, vs. Robert Morris (11/17/13)	Assists	1, vs. Robert Morris (11/17/13)
-	Steals	-
3, vs. UT Arlington (11/19/13)	Blocks	3, vs. UT Arlington (11/19/13)
15, vs. UNC Asheville (11/8/13)	Minutes	15, vs. UNC Asheville (11/8/13)

Lee's Misc. Stats

Category	2013-14	Career
Dunks	5	5
Double-Figure Scoring	2	2
Double-Figure Rebounding	-	-
Double-Doubles	-	-
Games led UK in Scoring	-	-
Games led UK in Rebounding	-	-
Games led UK in Blocks	1	1
Games with 3+ Assists	-	-
Games with 3+ Blocks	1	1
Games with 3+ Steals	-	-
Games with 3+ 3-Pointers	-	-

Lee Game-By-Game

Opponent	Min.	FG-A	Pct.	3P-A	Pct.	FT-A	Pct.	O-D-T	PF	A	TO	B	St.	Pts.
UNC-Ash.	15	7-8	.875	0-0	.000	3-7	.429	1-0-1	1	0	0	0	0	17
NKU	14	1-2	.500	0-0	.000	1-2	.500	3-3-6	0	0	1	2	0	3
Mich. St.	1	0-0	.000	0-0	.000	0-0	.000	0-1-1	0	0	0	0	0	0
R. Morris ^{Start}	10	1-1	1.000	0-0	.000	0-0	.000	2-1-3	2	1	0	2	0	2
UTA ^{Start}	12	4-5	.800	0-0	.000	2-2	1.000	2-0-2	2	0	0	3	0	10
Cleveland St. ^{Start}	4	1-2	.500	0-0	.000	0-0	.000	0-1-1	1	0	0	1	0	2
E. Michigan ^{Start}	8	1-3	.333	0-0	.000	0-0	.000	1-2-3	0	0	0	1	0	2
Providence	0	0-0	.000	0-0	.000	0-0	.000	0-0-0	0	0	0	0	0	0
Baylor	4	0-0	.000	0-0	.000	0-1	.000	0-2-2	2	0	0	0	0	0
Boise St.							DNP							
UNC														
Belmont														
L'Ville														
Miss. State														
Vandy														
Arkansas														
Tennessee														
Texas A&M														
Georgia														
LSU														
Mizzou														
Ole Miss														
Miss. State														
Auburn														
Florida														
Ole Miss														
LSU														
Arkansas														
S. Carolina														
Alabama														
Florida														

Lee's Career Stats

Year	GP-S	Min.-Avg.	FG-A	Pct.	3FG-A	Pct.	FT-A	Pct.	Reb.-Avg.	PF-D	A	TO	Blk	Stl	Pts.-Avg
2013-14	9-4	68-7.6	15-21	.714	0-0	.000	6-12	.500	19-2.1	8-0	1	1	9	0	36-4.0
TOTAL	9-4	68-7.6	15-21	.714	0-0	.000	6-12	.500	19-2.1	8-0	1	1	9	0	36-4.0

PLAYER BIOS



Brian Long

Jr. • Guard • 5-9 • 155

Dumont, N.J.

River Dell

@brianlong32

32

2013-14 Season: Saw a minute of action in a win over Transylvania.

Career: Has seen action in 15 career games in the Blue and White ... A member of UK's 2012 National Championship team ... Averaged 9.6 pts. and 5.0 assists per game in senior season at River Dell High School ... Named First Team All-Conference Big North ... Honorable Mention All-County (Bergen County) ... Helped lead team to state playoffs ... Father, Brian, played basketball at Creighton ... Has two brothers, Keith and Travis, who played basketball at UNLV and Memphis respectively.

Long's Season & Career Highs

2013-14 Season		Career
-	Pts.	2, vs. Penn State (11/19/11)
-	Rebs.	1, twice
-	FG Made	-
-	FG Atts.	2, vs. Mississippi State (2/27/13)
-	3-FG Made	-
-	3-FG Atts.	1, vs. Lafayette (11/16/12)
-	FTs Made	2, vs. Penn State (11/19/11)
-	FTs Atts.	4, vs. Penn State (11/19/11)
-	Assists	-
-	Steals	1, vs. Mississippi State (2/27/13)
-	Blocks	-
-	Minutes	4, vs. Penn State (11/19/11)

Long's Misc. Stats

Category	2013-14	Career
Dunks	-	-
Double-Figure Scoring	-	-
Double-Figure Rebounding	-	-
Double-Doubles	-	-
Games led UK in Scoring	-	-
Games led UK in Rebounding	-	-
Games led UK in Assists	-	-
Games with 3+ Assists	-	-
Games with 3+ Blocks	-	-
Games with 3+ Steals	-	-
Games with 3+ 3-Pointers	-	-

Long Game-By-Game

Opponent	Min.	FG-A	Pct.	3P-A	Pct.	FT-A	Pct.	O-D-T	PF	A	TO	B	St.	Pts.
UNC-Ash.						DNP								
NKU						DNP								
Mich. St.						DNP								
R. Morris						DNP								
UT Arlington						DNP								
Cleveland St.						DNP								
E. Michigan						DNP								
Providence						DNP								
Baylor						DNP								
Boise St.						DNP								
UNC														
Belmont														
L'Ville														
Miss. State														
Vandy														
Arkansas														
Tennessee														
Texas A&M														
Georgia														
LSU														
Mizzou														
Ole Miss														
Miss. State														
Auburn														
Florida														
Ole Miss														
LSU														
Arkansas														
S. Carolina														
Alabama														
Florida														

Long's Career Stats

Year	GP-S	Min.-Avg.	FG-A	Pct.	3FG-A	Pct.	FT-A	Pct.	Reb.-Avg.	PF-D	A	TO	Blk	Stl	Pts.-Avg
2011-12	12-0	17-1.4	0-1	.000	0-0	.000	2-4	.500	2-0.2	0-0	0	0	0	0	2-0.2
2012-13	3-0	6-2.0	0-3	.000	0-1	.000	0-0	.000	0-0.0	0-0	0	0	0	1	0-0.0
2013-14															
TOTAL	15-0	23-1.5	0-4	.000	0-1	.000	2-4	.500	2-0.1	0-0	0	0	0	1	2-0.1

PLAYER BIOS



Sam Malone

Jr. • Guard • 5-11 • 185

Scituate, Mass.

Scituate

@SamMaloneuk13

13

2013-14 Season: Scored on a drive in one minute of action in the win over Transylvania.

Career: Played in nine games thus far in his career in the Blue and White ... A member of the 2012 National Championship team ... Scored six points in six games, connecting on .500 of his shots in his first season ... Played in three outings as a sophomore, scoring a bucket and pulling down three rebounds ... One of six UK players to have won a high school state title ... Averaged 14.0 pts, 9.0 assists and 4.0 steals as a senior at Scituate HS ... Named a 2011 League All-Star ... Helped lead The Tilton School (N.H.) to a 2009 National Prep title ... 2008 state finalist with Scituate High School.

Malone's Season & Career Highs

2013-14 Season		Career
-	Pts.	4, vs. Marist (11/11/11)
-	Rebs.	2, twice
-	FG Made	2, vs. Marist (11/11/11)
-	FG Atts.	2, twice
-	3-FG Made	-
-	3-FG Atts.	-
-	FTs Made	-
-	FTs Atts.	-
-	Assists	1, vs. St. John's (12/1/11)
-	Steals	-
-	Blocks	-
-	Minutes	4, vs. Penn State (11/19/11)

Malone's Misc. Stats

Category	2013-14	Career
Dunks	-	-
Double-Figure Scoring	-	-
Double-Figure Rebounding	-	-
Double-Doubles	-	-
Games led UK in Scoring	-	-
Games led UK in Rebounding	-	-
Games led UK in Assists	-	-
Games with 3+ Assists	-	-
Games with 3+ Blocks	-	-
Games with 3+ Steals	-	-
Games with 3+ 3-Pointers	-	-

Malone Game-By-Game

Opponent	Min.	FG-A	Pct.	3P-A	Pct.	FT-A	Pct.	O-D-T	PF	A	TO	B	St.	Pts.
UNC-Ash.						DNP								
NKU						DNP								
Mich. St.						DNP								
R. Morris						DNP								
UT Arlington						DNP								
Cleveland St.						DNP								
E. Michigan						DNP								
Providence						DNP								
Baylor						DNP								
Boise St.						DNP								
UNC														
Belmont														
L'Ville														
Miss. State														
Vandy														
Arkansas														
Tennessee														
Texas A&M														
Georgia														
LSU														
Mizzou														
Ole Miss														
Miss. State														
Auburn														
Florida														
Ole Miss														
LSU														
Arkansas														
S. Carolina														
Alabama														
Florida														

Malone's Career Stats

Year	GP-S	Min.-Avg.	FG-A	Pct.	3FG-A	Pct.	FT-A	Pct.	Reb.-Avg.	PF-D	A	TO	Blk	Stl	Pts.-Avg
2011-12	6-0	13-2.2	3-6	.500	0-0	.000	0-0	.000	2-0.3	0-0	1	4	0	0	6-1.0
2012-13	3-0	6-2.0	0-0	.000	0-0	.000	0-0	.000	3-1.0	0-0	0	2	0	0	0-0.0
2013-14															
TOTAL	9-0	19-2.1	3-6	.500	0-0	.000	0-0	.000	5-0.6	0-0	1	6	0	0	6-0.7

PLAYER BIOS



Jarrod Polson

Sr. • Guard • 6-2 • 182

Nicholasville, Ky.

West Jessamine

@jpolson05

3

2013-14 Season: Dished out an assist in consecutive UK wins over Robert Morris and UT Arlington ... Averaged 6.5 points, two rebounds and an assist in UK's two exhibition contests ... Posted eight points while connecting on a pair of 3-pointers in a start against Montevallo.

Career: Graduated in May 2013 in just three years ... Played in 33 games and made one start in his junior campaign ... Averaged 3.1 points, 1.7 rebounds and 1.1 assists per outing ... A member of the 2012 National Championship team ... Averaged 18.2 points, 6.4 assists and 4.9 rebounds as a senior at West Jessamine High School, leading the squad to the second round of the Sweet 16 state tournament ... Scored 40 of the team's 60 points in the regional semifinals and 31 of the squad's 51 points in the regional finals to help West Jessamine advance to the Sweet 16 state tournament ... Finished his career as the school's all-time leading scorer with 1,884 points.

Polson's Season & Career Highs

2013-14 Season	Career
-	Pts. 11, at Tennessee (2/16/13)
-	Rebs. 4, three times
-	FG Made 4, three times
-	FG Atts. 5, four times
-	3-FG Made 1, five times
-	3-FG Atts. 3, vs. Eastern Michigan (1/2/13)
-	FTs Made 4, twice
-	FTs Atts. 4, three times
1, twice	Assists 4, vs. Samford (12/4/12)
-	Steals 2, twice
-	Blocks 1, twice
7, vs. UNC Asheville (11/8/13)	Minutes 31, at Robert Morris (3/19/13)

Polson's Misc. Stats

Category	2013-14	Career
Dunks	-	-
Double-Figure Scoring	-	3
Double-Figure Rebounding	-	-
Double-Doubles	-	-
Games led UK in Scoring	-	-
Games led UK in Rebounding	-	-
Games led UK in Assists	-	4
Games with 3+ Assists	-	5
Games with 3+ Blocks	-	-
Games with 3+ Steals	-	-
Games with 3+ 3-Pointers	-	-

Polson Game-By-Game

Opponent	Min.	FG-A	Pct.	3P-A	Pct.	FT-A	Pct.	O-D-T	PF	A	TO	B	St.	Pts.
UNC-Ash.	7	0-0	.000	0-0	.000	0-0	.000	0-0-0	0	0	0	0	0	0
NKU	6	0-0	.000	0-0	.000	0-0	.000	0-0-0	2	0	1	0	0	0
Mich. St.								DNP						
R. Morris	4	0-0	.000	0-0	.000	0-0	.000	0-0-0	1	1	0	0	0	0
UT Arlington	3	0-0	.000	0-0	.000	0-0	.000	0-0-0	0	1	0	0	0	0
Cleveland St.								DNP						
E. Michigan	2	0-0	.000	0-0	.000	0-0	.000	0-0-0	0	0	0	0	0	0
Providence								DNP						
Baylor								DNP						
Boise St.	1	0-0	.000	0-0	.000	0-0	.000	0-0-0	0	0	0	0	0	0
UNC														
Belmont														
L'Ville														
Miss. State														
Vandy														
Arkansas														
Tennessee														
Texas A&M														
Georgia														
LSU														
Mizzou														
Ole Miss														
Miss. State														
Auburn														
Florida														
Ole Miss														
LSU														
Arkansas														
S. Carolina														
Alabama														
Florida														

Polson's Career Stats

Year	GP-S	Min.-Avg.	FG-A	Pct.	3FG-A	Pct.	FT-A	Pct.	Reb.-Avg.	PF-D	A	TO	Blk	Stl	Pts.-Avg
2010-11	17-0	31-1.8	1-7	.143	0-1	.000	4-4	1.000	2-0.1	2-0	0	3	0	0	6-0.4
2011-12	11-0	31-2.8	0-2	.000	0-1	.000	1-4	.250	4-0.4	4-0	1	5	0	2	1-0.1
2012-13	33-1	457-13.8	36-68	.529	6-21	.286	23-32	.719	55-1.7	47-0	35	25	2	10	101-3.1
2013-14	6-0	23-3.8	0-0	.000	0-0	.000	0-0	.000	0-0.0	3-0	2	1	0	0	0-0.0
TOTAL	67-1	542-8.1	37-77	.481	6-23	.261	28-40	.700	61-0.9	56-0	38	34	2	12	108-1.6

PLAYER BIOS



Alex Poythress

So. • Forward • 6-8 • 239

Clarksville, Tenn.

Northeast

@AlextheGreat22

22

2013-14 Season: Grabbed six rebounds in UK's win over Eastern Michigan ... Tallied seven points and seven rebounds to help UK overcome Cleveland State ... Passed out a career-high three assists in a win over Robert Morris ... In 27 minutes of action vs. Michigan State, scored seven points and pulled down 12 rebounds ... Recorded nine points and seven rebounds in a win over Northern Kentucky ... Registered a double-double effort with 10 points and a career-high 13 rebounds in season-opening victory over UNC Asheville ... Notched a pair of rebounds in a minute of a win over Transylvania.

Career: Started in 31 of 33 games played as a freshman ... Averaged 11.2 points and 6.0 rebounds per game ... An All-SEC Freshman team selection ... He finished his first season ranked ninth in rebounding, 10th in made free throws and field goal percentage and 17th in scoring in the history of the program for freshmen ... Named Tennessee's Mr. Basketball and was also named Gatorade State Player of the Year out of Northeast HS ... Seventh overall player and the No. 3 small forward by Scout.com ... Rated eighth overall and No. 2 at his position by Rivals.com ... ESPNU recruiting ranked him 13th overall and No. 3 at his position.

Poythress' Season & Career Highs

2013-14 Season		Career
10, vs. UNC Asheville (11/8/13)	Pts.	22, twice
13, vs. UNC Asheville (11/8/13)	Rebs.	13, vs. UNC Asheville (11/8/13)
5, vs. UNC Asheville (11/8/13)	FG Made	9, three times
9, vs. UNC Asheville (11/8/13)	FG Atts.	12, twice
1, three times	3-FG Made	2, vs. Samford (12/4/12)
3, vs. Michigan State (11/12/13)	3-FG Atts.	3, vs. Samford (12/4/12)
4, vs. Michigan State (11/12/13)	FTs Made	8, twice
3, vs. Robert Morris (11/17/13)	FTs Atts.	10, twice
1, three times	Assists	3, twice
3, vs. Michigan State (11/12/13)	Steals	1, nine times
23, vs. Eastern Michigan (11/27/13)	Blocks	3, vs. Michigan State (11/12/13)
	Minutes	40, vs. Missouri (2/23/13)

Poythress' Misc. Stats

Category	2013-14	Career
Dunks	3	36
Double-Figure Scoring	1	17
Double-Figure Rebounding	2	4
Double-Doubles	1	2
Games led UK in Scoring	-	4
Games led UK in Rebounding	-	5
Games led UK in Assists	1	4
Games with 3+ Assists	-	1
Games with 3+ Blocks	1	1
Games with 3+ Steals	-	-
Games with 3+ 3-Pointers	-	-

Poythress Game-By-Game

Opponent	Min.	FG-A	Pct.	3P-A	Pct.	FT-A	Pct.	O-D-T	PF	A	TO	B	St.	Pts.
UNC-Ash.	21	5-9	.556	0-1	.000	0-1	.000	6-7-13	2	0	0	0	0	10
NKU	20	4-7	.571	1-2	.500	0-0	.000	1-6-7	1	2	0	0	1	9
Mich. St.	27	2-6	.333	0-2	.000	3-4	.750	7-5-12	2	0	1	3	0	7
R. Morris	12	1-5	.200	0-1	.000	0-2	.000	2-2-4	2	3	2	0	1	2
UT Arlington	15	0-2	.000	0-0	.000	0-2	.000	1-3-4	2	1	0	1	0	0
Cleveland St.	15	2-6	.333	1-2	.500	2-2	1.000	3-4-7	1	0	1	1	0	7
E. Michigan	23	1-1	1.000	0-0	.000	1-2	.500	2-4-6	1	0	2	0	1	3
Providence	15	2-3	.667	1-1	1.000	0-0	.000	0-1-1	1	0	2	2	0	5
Baylor	6	0-1	.000	0-0	.000	0-2	.000	1-1-2	3	0	1	0	0	0
Boise St.	17	0-1	.000	0-0	.000	0-0	.000	2-1-3	2	1	0	0	0	0
UNC														
Belmont														
L'Ville														
Miss. State														
Vandy														
Arkansas														
Tennessee														
Texas A&M														
Georgia														
LSU														
Mizzou														
Ole Miss														
Miss. State														
Auburn														
Florida														
Ole Miss														
LSU														
Arkansas														
S. Carolina														
Alabama														
Florida														

Poythress' Career Stats

Year	GP-S	Min.-Avg.	FG-A	Pct.	3FG-A	Pct.	FT-A	Pct.	Reb.-Avg.	PF-D	A	TO	Blk	Stl	Pts.-Avg
2012-13	33-31	852-25.8	133-229	.581	14-33	.424	91-132	.689	199-6.0	88-6	22	66	14	9	371-11.2
2013-14	10-0	171-17.1	17-41	.415	3-9	.333	6-15	.400	59-5.9	17-0	7	9	7	3	43-4.3
TOTAL	43-31	1023-23.8	150-270	.556	17-42	.405	97-147	.660	258-6.0	105-6	29	75	21	12	414-9.6

PLAYER BIOS



Julius Randle
 Fr. • Forward • 6-9 • 250
 Dallas, Texas
 Prestonwood Christian
 @J30_RANDLE

30

2013-14 Season: Recorded his eighth double-double of the year with 17 points and 11 boards in UK's win over Boise State ... Notched 16 points, eight rebounds and four assists vs. Baylor ... Scored 14 points and grabbed 10 rebounds in UK's win over Eastern Michigan ... Recorded a double-double with 15 points and 15 rebounds in UK's win over Cleveland State ... Tallied 22 points, 10 rebounds, four assists and two blocks in a win over UT Arlington for a fifth consecutive double-double ... Notched a fourth consecutive double-double to open the season with a 10-point, 15-rebound performance while adding a pair of blocks against Robert Morris ... Went for 27 points, including 23 in the second half, and 13 rebounds vs. Michigan State, his third consecutive 20-point, 10-rebound game ... Tallied a second consecutive double-double with 22 points and 14 rebounds vs. Northern Kentucky ... Posted a double-double effort in his debut with 23 points and 16 rebounds vs. UNC Asheville, while making 11 free throws ... Among watch list candidates for the Oscar Robertson Trophy and the Wayman Tisdale Award ... Media preseason selection for SEC Player of the Year ... A preseason All-America candidate for NBC and CBS ... Earned preseason All-SEC honors by the media ... Averaged 18.5 points and 11.5 rebounds in UK's two exhibition contests.

Career: Averaged 32.5 points and 22.5 rebounds per game as a senior en route to claiming the state title ... Won state titles at Prestonwood Christian Academy during his freshman, junior and senior seasons ... Was the nation's consensus top power forward and was ranked the No. 2 overall player by Rivals, the No. 3 overall player by ESPN and the No. 5 overall player by Scout ... Earned co-MVP honors of the Jordan Brand Classic game with 19 points and seven rebounds ... Played in the FIBA tournament with Team USA's U18 squad

Randle's Season & Career Highs

2013-14 Season		Career
27, vs. Michigan State (11/12/13)	Pts.	27, vs. Michigan State (11/12/13)
16, vs. UNC Asheville (11/8/13)	Rebs.	16, vs. UNC Asheville (11/8/13)
9, vs. Michigan State (11/12/13)	FG Made	9, vs. Michigan State (11/12/13)
14, vs. Michigan State (11/12/13)	FG Atts.	14, vs. Michigan State (11/12/13)
-	3-FG Made	-
1, four times	3-FG Atts.	1, four times
11, vs. UNC Asheville (11/8/13)	FTs Made	11, vs. UNC Asheville (11/8/13)
15, vs. Michigan State (11/12/13)	FTs Atts.	15, vs. Michigan State (11/12/13)
4, three times	Assists	4, three times
1, vs. Providence (12/1/13)	Steals	1, vs. Providence (12/1/13)
2, twice	Blocks	2, twice
38, twice	Minutes	38, twice

Randle's Misc. Stats

Category	2013-14	Career
Dunks	11	11
Double-Figure Scoring	10	10
Double-Figure Rebounding	8	8
Double-Doubles	8	8
Games led UK in Scoring	5	5
Games led UK in Assists	2	2
Games led UK in Rebounding	10	10
Games led UK in Blocks	-	-
Games with 3+ Assists	3	3
Games with 3+ Blocks	-	-
Games with 3+ Steals	-	-
Games with 3+ 3-Pointers	-	-

Randle Game-By-Game

Opponent	Min.	FG-A	Pct.	3P-A	Pct.	FT-A	Pct.	O-D-T	PF	A	TO	B	St.	Pts.
UNC-Ash. ^{Start}	26	6-12	.500	0-0	.000	11-13	.846	6-10-16	3	1	2	0	0	23
NKU ^{Start}	29	6-7	.857	0-1	.000	10-14	.714	5-9-14	2	3	2	1	0	22
Mich. St. ^{Start}	35	9-14	.643	0-1	.000	9-15	.600	4-9-13	4	1	8	0	0	27
R. Morris ^{Start}	28	5-9	.556	0-0	.000	0-1	.000	5-10-15	1	2	3	2	0	10
UTA ^{Start}	29	7-12	.583	0-1	.000	8-10	.800	5-5-10	3	4	2	2	0	22
Cleveland St. ^{Start}	38	3-10	.300	0-0	.000	9-11	.818	7-8-15	1	2	5	0	0	15
E. Michigan ^{Start}	22	5-10	.500	0-1	.000	4-4	1.000	6-4-10	2	0	5	0	0	14
Providence ^{Start}	34	4-10	.400	0-0	.000	4-7	.571	0-8-8	3	4	2	0	1	12
Baylor ^{Start}	38	5-10	.500	0-0	.000	6-8	.750	3-5-8	1	4	2	1	0	16
Boise St. ^{Start}	28	7-11	.636	0-0	.000	3-4	.750	3-8-11	1	1	4	1	0	17
UNC														
Belmont														
L'Ville														
Miss. State														
Vandy														
Arkansas														
Tennessee														
Texas A&M														
Georgia														
LSU														
Mizzou														
Ole Miss														
Miss. State														
Auburn														
Florida														
Ole Miss														
LSU														
Arkansas														
S. Carolina														
Alabama														
Florida														

Randle's Career Stats

Year	GP-S	Min.-Avg.	FG-A	Pct.	3FG-A	Pct.	FT-A	Pct.	Reb.-Avg.	PF-D	A	TO	Blk	Stl	Pts.-Avg
2013-14	10-0	307-30.7	57-106	.538	0-4	.000	64-87	.736	120-12.0	21-0	22	35	7	1	178-17.8
TOTAL	10-0	307-30.7	57-106	.538	0-4	.000	64-87	.736	120-12.0	21-0	22	35	7	1	178-17.8

PLAYER BIOS



Derek Willis

Fr. • Forward • 6-9 • 205

Mt. Washington, Ky.

Bullitt East

@derek_willis33

35

2013-14 Season: Tallied six points, draining four free throws, in Kentucky's win over Robert Morris ... Knocked down a three and three free throws in UK's win over Northern Kentucky ... Scored two points off free throws in collegiate debut vs. UNC Asheville ... Averaged 4.0 points and 2.0 rebounds in two UK exhibition victories ... Totaled six points in 10 minutes of a win over Transylvania ... Scored two points and added four rebounds in the win over Montevallo.

Career: Scored 17.4 points and hauled in 9.4 rebounds per game as a senior ... Averaged 18.0 points and 9.3 rebounds while leading his team to the Sweet 16 in Rupp Arena as a junior ... Won two 6th Regional titles ... The first player to commit to the 2013-14 class ... Rivals tabbed Willis as the No. 25 power forward, while Scout ranked him at No. 27 ... ESPN Recruiting rated him at No. 37 at his position ... Appeared in the Derby Classic and the Kentucky-Indiana All-Stars games.

Willis' Season & Career Highs

2013-14 Season		Career
6, twice	Pts.	6, twice
2, vs. Northern Kentucky (11/1/13)	Rebs.	2, vs. Northern Kentucky (11/1/13)
1, twice	FG Made	1, twice
2, twice	FG Atts.	2, twice
1, vs. Northern Kentucky (11/1/13)	3-FG Made	1, vs. Northern Kentucky (11/1/13)
2, vs. Northern Kentucky (11/1/13)	3-FG Atts.	2, vs. Northern Kentucky (11/1/13)
4, vs. Robert Morris (11/17/13)	FTs Made	4, vs. Robert Morris (11/17/13)
6, vs. UNC Asheville (11/8/13)	FTs Atts.	6, vs. UNC Asheville (11/8/13)
-	Assists	-
-	Steals	-
-	Blocks	-
6, vs. Northern Kentucky (11/1/13)	Minutes	6, vs. Northern Kentucky (11/1/13)

Willis' Misc. Stats

Category	2013-14	Career
Dunks	1	1
Double-Figure Scoring	-	-
Double-Figure Rebounding	-	-
Double-Doubles	-	-
Games led UK in Scoring	-	-
Games led UK in Rebounding	-	-
Games led UK in Blocks	-	-
Games with 3+ Assists	-	-
Games with 3+ Blocks	-	-
Games with 3+ Steals	-	-
Games with 3+ 3-Pointers	-	-

Willis Game-By-Game

Opponent	Min.	FG-A	Pct.	3P-A	Pct.	FT-A	Pct.	O-D-T	PF	A	TO	B	St.	Pts.
UNC-Ash.	4	0-0	.000	0-0	.000	2-2	1.000	0-0-0	0	0	1	0	0	2
NKU	6	1-2	.500	1-2	.500	3-6	.500	0-2-2	0	0	2	0	0	6
Mich. St.							DNP							
R. Morris	4	1-2	.500	0-0	.000	4-4	1.000	0-1-1	0	0	0	0	0	6
UT Arlington	2	0-0	.000	0-0	.000	0-0	.000	0-0-0	0	0	0	0	0	0
Cleveland St.							DNP							
E. Michigan							DNP							
Providence	1	0-0	.000	0-0	.000	0-0	.000	0-0-0	0	0	0	0	0	0
Baylor							DNP							
Boise St.							DNP							
UNC														
Belmont														
L'Ville														
Miss. State														
Vandy														
Arkansas														
Tennessee														
Texas A&M														
Georgia														
LSU														
Mizzou														
Ole Miss														
Miss. State														
Auburn														
Florida														
Ole Miss														
LSU														
Arkansas														
S. Carolina														
Alabama														
Florida														

Willis' Career Stats

Year	GP-S	Min.-Avg.	FG-A	Pct.	3FG-A	Pct.	FT-A	Pct.	Reb.-Avg.	PF-D	A	TO	Blk	Stl	Pts.-Avg
2013-14	5-0	17-3.4	2-4	.500	1-2	.500	9-12	.750	3-0.6	0-0	0	3	0	0	14-2.8
TOTAL	5-0	17-3.4	2-4	.500	1-2	.500	9-12	.750	3-0.6	0-0	0	3	0	0	14-2.8

PLAYER BIOS



James Young

Fr. • G/F • 6-6 • 215

Rochester Hills, Mich.

Rochester

@James63Young

1

2013-14 Season: Scored 21 points and pulled down a career-best nine rebounds in UK's win over Boise State ... Tallied 14 points, going 4-for-7 from beyond the arc vs. Baylor ... Led the Wildcats in scoring with 18 points, including nailing three 3s in a win over Providence ... Posted six points, six rebounds and four assists in UK's win over Eastern Michigan ... Scored nine points and grabbed five rebounds in UK's win over Cleveland State ... Led UK with a career-high 26 points, including nailing five 3s in Kentucky's win over UT Arlington ... Scored 10 points in Kentucky's win over Robert Morris ... Drained three 3s en route to scoring 19 points against Michigan State ... Posted 11 points and added four rebounds in a win over UNC Asheville ... Among watch list candidates for the Wayman Tisdale Award ... Earned preseason NBC honorable mention All-America honors ... Averaged 12.5 points, 5.0 rebounds and 3.5 assists in UK's two exhibition wins ... Posted 16 points and five rebounds in the win over Montevallo ... Had three steals and five assists in the win over Transylvania.

Career: Averaged 27.2 points, 16.0 rebounds and 5.7 assists as a senior at Rochester ... As a junior at Troy High School, he averaged 25.1 points, 10.5 rebounds, 4.5 assists and 2.5 steals, earning first-team All-State honors from the Associated Press, Detroit News and Detroit Free Press ... Ranked as the No. 6 prospect in his class by ESPNU Recruiting and No. 10 by both Rivals and Scout ... ESPNU and Rivals ranked him as the second-best shooting guard in the country, while Scout ranked him as the third-best small forward in the nation.

Young's Season & Career Highs

2013-14 Season		Career
26, vs. UT Arlington (11/19/13)	Pts.	26, vs. UT Arlington (11/19/13)
9, vs. Boise State (12/10/13)	Rebs.	9, vs. Boise State (12/10/13)
8, vs. UT Arlington (11/19/13)	FG Made	8, vs. UT Arlington (11/19/13)
16, vs. Michigan State (11/12/13)	FG Atts.	16, vs. Michigan State (11/12/13)
5, vs. UT Arlington (11/19/13)	3-FG Made	5, vs. UT Arlington (11/19/13)
11, twice	3-FG Atts.	11, twice
5, twice	FTs Made	5, twice
7, vs. UT Arlington (11/19/13)	FTs Atts.	7, vs. UT Arlington (11/19/13)
4, vs. Eastern Michigan (11/27/13)	Assists	4, vs. Eastern Michigan (11/27/13)
2, twice	Steals	2, twice
1, twice	Blocks	1, twice
39, vs. Cleveland State (11/25/13)	Minutes	39, vs. Cleveland State (11/25/13)

Young's Misc. Stats

Category	2013-14	Career
Dunks	4	4
Double-Figure Scoring	7	7
Double-Figure Rebounding	-	-
Double-Doubles	-	-
Games led UK in Scoring	3	3
Games led UK in Rebounding	-	-
Games led UK in Blocks	-	-
Games with 3+ Assists	3	3
Games with 3+ Blocks	-	-
Games with 3+ Steals	-	-
Games with 3+ 3-Pointers	5	5

Young Game-By-Game

Opponent	Min.	FG-A	Pct.	3P-A	Pct.	FT-A	Pct.	O-D-T	PF	A	TO	B	St.	Pts.
UNC-Ash. ^{Start}	29	3-10	.300	2-5	.400	3-6	.500	2-2-4	2	1	1	1	0	11
NKU ^{Start}	27	2-8	.250	1-6	.167	0-0	.000	0-1-1	0	1	2	0	0	5
Mich. St. ^{Start}	34	7-16	.438	3-11	.273	2-5	.400	2-2-4	0	2	1	0	1	19
R. Morris ^{Start}	24	4-11	.364	1-6	.167	1-2	.500	0-3-3	2	2	3	0	2	10
UTA ^{Start}	29	8-14	.571	5-10	.500	5-7	.714	1-1-2	3	3	0	0	2	26
Cleveland St. ^{Start}	39	3-11	.273	1-4	.250	2-2	1.000	2-3-5	1	3	3	1	0	9
E. Michigan ^{Start}	37	1-8	.125	0-6	.000	4-5	.800	1-5-6	2	4	5	0	1	6
Providence ^{Start}	33	5-7	.714	3-4	.750	5-6	.833	0-3-3	4	1	2	0	1	18
Baylor ^{Start}	38	5-11	.455	4-7	.571	0-2	.000	0-2-2	0	1	2	0	0	14
Boise St. ^{Start}	31	7-15	.467	4-11	.364	3-4	.750	1-8-9	0	0	5	0	0	21
UNC														
Belmont														
L'Ville														
Miss. State														
Vandy														
Arkansas														
Tennessee														
Texas A&M														
Georgia														
LSU														
Mizzou														
Ole Miss														
Miss. State														
Auburn														
Florida														
Ole Miss														
LSU														
Arkansas														
S. Carolina														
Alabama														
Florida														

Young's Career Stats

Year	GP-S	Min.-Avg.	FG-A	Pct.	3FG-A	Pct.	FT-A	Pct.	Reb.-Avg.	PF-D	A	TO	Blk	Stl	Pts.-Avg
2013-14	10-10	321-32.1	45-111	.405	24-70	.343	25-39	.641	39-3.9	14-0	18	24	2	7	139-13.9
TOTAL	10-10	321-32.1	45-111	.405	24-70	.343	25-39	.641	39-3.9	14-0	18	24	2	7	139-13.9

SEASON BOX SCORES

Official Basketball Box Score -- Game Totals -- Final Statistics UNC Asheville vs Kentucky 11/08/13 7:00 pm at Rupp Arena - Lexington, KY

UNC Asheville 57 • 0-1

#	Player	Total		3-Ptr		Rebounds			PF	TP	A	TO	Bk	Stl	Min
		FG-FGA	FT-FTA	FG-FGA	FT-FTA	Off	Def	Tot							
22	Weeks, Will	f	8-14	0-0	3-5	5	2	7	4	19	2	5	0	0	35
33	Cunningham, D.J.	c	4-7	0-0	0-1	4	6	10	5	8	1	1	2	0	19
05	Lane, Jaron	g	1-8	0-3	3-7	0	3	3	3	5	1	1	0	0	31
15	Rowsey, Andrew	g	5-11	1-5	1-2	0	1	1	1	12	2	3	0	0	32
22	Littlejohn, Corey	g	1-7	0-2	2-4	1	0	1	4	4	0	1	0	1	25
03	Wilmoth, Ethan	g	0-0	0-0	0-0	0	0	0	0	0	0	0	0	0	2
13	Robertson, David	g	0-0	0-0	0-0	0	1	1	0	0	0	0	0	0	6
14	Bedulskis, Mike	g	1-1	0-0	0-0	0	0	0	1	2	0	0	0	0	3
20	Pal, Chudler	g	0-0	0-0	0-0	0	3	3	2	0	0	0	0	0	4
21	Zilli, Giacomo	g	0-0	0-0	0-0	0	1	1	4	0	1	0	0	0	7
25	Casper, Jacob	g	1-1	1-1	0-0	0	0	0	3	0	1	0	0	0	3
31	Hughes, Sam	g	1-4	1-1	0-0	0	1	1	4	3	0	1	0	0	20
42	Biggestaff, Alex	g	0-1	0-1	0-0	0	0	0	0	2	0	0	0	0	3
45	Roberts, Jaleel	g	0-3	0-0	1-2	0	1	1	4	1	0	0	1	0	10
	Team					0	2	2							
	Totals		22-57	3-13	10-21	11	20	31	32	57	9	15	3	1	200

FG % 1st Half: 12-29 41.4% 2nd half: 10-28 35.7% Game: 22-57 38.6%
 3FG % 1st Half: 2-7 28.6% 2nd half: 1-6 16.7% Game: 3-13 23.1%
 FT % 1st Half: 5-11 45.5% 2nd half: 5-10 50.0% Game: 10-21 47.6%

Deadball
Rebounds
4.2

Kentucky 89 • 1-0

#	Player	Total		3-Ptr		Rebounds			PF	TP	A	TO	Bk	Stl	Min
		FG-FGA	FT-FTA	FG-FGA	FT-FTA	Off	Def	Tot							
15	Cauley-Stein, Willie	f	1-3	0-0	1-2	4	2	7	3	4	0	4	3	1	18
30	Randle, Julius	f	6-13	0-0	11-13	6	10	16	3	23	1	2	0	0	26
01	Young, James	g	3-10	2-5	3-6	2	2	4	2	11	1	1	1	0	29
02	Harrison, Aaron	g	3-8	1-3	3-6	0	5	5	2	10	0	2	1	4	32
05	Harrison, Andrew	g	1-3	0-1	6-9	0	0	0	3	8	5	1	0	0	29
00	Lee, Marcus	g	7-8	0-0	3-7	1	0	1	1	17	0	0	0	0	15
03	Polson, Jarrod	g	0-0	0-0	0-0	0	0	0	0	0	0	0	0	0	7
04	Hood, Jon	g	0-1	0-0	0-0	0	0	0	0	1	0	0	0	1	6
22	Poythress, Alex	g	5-9	0-1	0-1	6	7	13	2	10	0	0	0	0	21
25	Hawkins, Dominique	g	0-0	0-0	0-0	0	1	1	0	0	0	0	0	0	4
35	Willis, Derek	g	0-0	0-0	2-2	0	0	0	0	2	0	1	0	0	4
44	Johnson, Dakari	g	2-5	0-0	1-2	0	1	1	4	5	0	0	0	0	9
	Team					0	2	2							
	Totals		28-60	3-11	30-48	19	30	49	20	89	12	7	6	8	200

FG % 1st Half: 11-29 37.9% 2nd half: 17-31 54.8% Game: 28-60 46.7%
 3FG % 1st Half: 2-6 33.3% 2nd half: 1-5 20.0% Game: 3-11 27.3%
 FT % 1st Half: 17-31 54.8% 2nd half: 13-17 76.5% Game: 30-48 62.5%

Deadball
Rebounds
9.1

Officials: Mike Nance, Tony Henderson, Tim Gattis
 Technical fouls: UNC Asheville-None. Kentucky-None.
 Attendance: 22413

Score by periods	1st	2nd	Total
UNC Asheville	31	26	57
Kentucky	41	48	89

Official Basketball Box Score -- Game Totals -- Final Statistics Northern Kentucky vs Kentucky 11/10/13 4:00 pm at Rupp Arena - Lexington, KY

Northern Kentucky 63 • 0-2

#	Player	Total		3-Ptr		Rebounds			PF	TP	A	TO	Bk	Stl	Min
		FG-FGA	FT-FTA	FG-FGA	FT-FTA	Off	Def	Tot							
21	Billups, Jalen	f	4-5	1-1	0-0	1	2	3	4	9	0	0	0	0	11
02	Jackson, Jordan	g	1-4	0-1	1-2	1	1	2	0	3	0	0	0	0	7
10	White, Tyler	g	4-14	2-7	2-2	1	1	2	1	12	2	1	0	1	34
23	Johnson, Todd	g	3-8	2-5	3-4	2	6	8	1	11	4	3	0	0	36
25	Murray, Cole	g	0-4	0-4	0-0	0	1	1	1	0	1	1	0	0	25
01	Flournoy, Jack	g	3-7	1-4	0-0	0	0	0	4	7	0	0	0	0	18
05	Rosenwinkel, Matt	g	1-2	1-2	0-0	1	0	1	3	3	0	0	0	0	15
15	Camps, Daniel	g	3-7	1-2	6-6	1	0	1	4	13	0	0	0	0	14
20	Glesler, Jake	g	1-4	0-2	0-1	1	1	2	2	0	0	0	0	0	16
33	Monaco, Anthony	g	0-2	0-2	0-0	0	0	0	1	0	0	0	0	0	5
35	Cole, Deontae	g	1-6	1-4	0-0	1	0	1	2	3	0	1	0	1	14
44	Danos, Dean	g	0-1	0-1	0-0	0	0	0	0	2	0	0	0	0	5
	Team					0	2	2							
	Totals		21-64	9-35	12-15	9	14	23	25	63	7	7	0	2	200

FG % 1st Half: 9-31 29.0% 2nd half: 12-33 36.4% Game: 21-64 32.8%
 3FG % 1st Half: 3-8 37.5% 2nd half: 6-17 35.3% Game: 9-35 25.7%
 FT % 1st Half: 1-3 33.3% 2nd half: 11-12 91.7% Game: 12-15 80.0%

Deadball
Rebounds
2.1

Kentucky 93 • 2-0

#	Player	Total		3-Ptr		Rebounds			PF	TP	A	TO	Bk	Stl	Min
		FG-FGA	FT-FTA	FG-FGA	FT-FTA	Off	Def	Tot							
15	Cauley-Stein, Willie	f	3-5	0-0	1-2	5	6	11	2	7	0	0	0	1	20
30	Randle, Julius	f	6-7	0-1	10-14	5	9	14	2	22	3	2	1	0	29
01	Young, James	g	2-8	1-6	0-0	0	1	1	0	5	1	2	0	0	27
02	Harrison, Aaron	g	6-10	1-5	3-4	1	0	1	3	16	1	0	1	1	23
05	Harrison, Andrew	g	4-7	2-3	3-3	0	2	2	2	13	2	1	0	0	26
00	Lee, Marcus	g	1-2	0-0	1-2	3	3	6	0	3	0	1	2	0	14
03	Polson, Jarrod	g	0-0	0-0	0-0	0	0	0	0	2	0	0	1	0	6
04	Hood, Jon	g	1-2	1-2	2-2	0	1	1	2	5	1	2	0	0	6
22	Poythress, Alex	g	4-7	1-2	0-0	1	6	7	1	9	2	0	0	1	20
25	Hawkins, Dominique	g	0-1	0-1	0-0	0	1	1	0	0	0	0	0	0	6
35	Willis, Derek	g	1-2	1-2	3-6	0	2	2	0	6	0	2	0	0	6
44	Johnson, Dakari	g	2-4	0-0	3-5	1	3	4	0	7	1	1	1	0	17
	Team					0	1	1							
	Totals		30-55	7-22	26-38	16	35	51	14	93	12	12	5	3	200

FG % 1st Half: 18-33 54.5% 2nd half: 12-22 54.5% Game: 30-55 54.5%
 3FG % 1st Half: 5-13 38.5% 2nd half: 2-9 22.2% Game: 7-22 31.8%
 FT % 1st Half: 7-12 58.3% 2nd half: 19-26 73.1% Game: 26-38 68.4%

Deadball
Rebounds
6

Officials: Antinio Petty, Lee Cassell, Michael Roberts
 Technical fouls: Northern Kentucky-None. Kentucky-None.
 Attendance: 22925

Score by periods	1st	2nd	Total
Northern Kentucky	22	41	63
Kentucky	48	45	93

Official Basketball Box Score -- Game Totals -- Final Statistics Robert Morris vs Kentucky 11/17/13 7:00 pm at Rupp Arena - Lexington, KY

Robert Morris 49 • 2-2

#	Player	Total		3-Ptr		Rebounds			PF	TP	A	TO	Bk	Stl	Min
		FG-FGA	FT-FTA	FG-FGA	FT-FTA	Off	Def	Tot							
01	McFadden, Mike	f	2-6	0-0	1-2	2	1	3	5	5	1	3	0	1	16
24	Tate, Aaron	f	2-7	0-0	0-0	2	3	5	2	4	1	1	0	0	24
05	Myers-Pate, Anthony	g	0-3	0-2	1-2	0	0	0	1	1	2	1	0	0	24
15	Anderson, Karvel	g	5-17	4-9	2-3	2	3	5	3	16	0	0	0	1	26
22	Jones, Lucky	g	0-6	0-4	2-4	1	0	1	1	2	1	2	0	0	20
02	Lee, Britton	g	0-3	0-0	0-0	0	0	0	0	0	0	0	0	0	3
04	Appolon, David	g	0-4	0-1	2-2	0	2	2	4	2	0	0	0	0	17
10	Newton, Desjuan	g	4-6	2-2	1-3	2	3	5	1	11	0	3	0	1	19
11	Worthem, Jeremiah	g	1-6	0-2	2-4	2	2	4	1	4	0	1	0	0	20
12	Oliver, Charles	g	2-8	0-3	0-0	1	0	1	3	4	1	2	0	1	15
45	Hawkins, Stephan	g	0-3	0-0	0-0	2	0	2	5	0	0	1	1	0	16
	Team					4	1	5							
	Totals		16-69	6-23	11-20	18	15	33	26	49	6	14	1	4	200

FG % 1st Half: 6-30 20.0% 2nd half: 10-39 25.6% Game: 16-69 23.2%
 3FG % 1st Half: 2-7 28.6% 2nd half: 4-16 25.0% Game: 6-23 26.1%
 FT % 1st Half: 6-10 60.0% 2nd half: 5-10 50.0% Game: 11-20 55.0%

Deadball
Rebounds
4.2

Kentucky 87 • 3-1

#	Player	Total		3-Ptr		Rebounds			PF	TP	A	TO	Bk	Stl	Min
		FG-FGA	FT-FTA	FG-FGA	FT-FTA	Off	Def	Tot							
00	Lee, Marcus	f	1-1	0-0	0-0	2	1	3	2	2	1	0	2	0	10
30	Randle, Julius	f	5-9	0-0	1-1	5	10	15	1	10	2	3	2	0	28
01	Young, James	g	4-11	1-6	1-2	0	3	3	2	10	2	3	0	2	24
02	Harrison, Aaron	g	7-12	4-7	10-10	1	3	4	1	28	3	2	1	2	27
05	Harrison, Andrew	g	2-4	2-4	2-4	0	8	8	3	8	2	2	0	1	29
03	Polson, Jarrod	g	0-0	0-0	0-0	0	0	0	0	1	0	0	0	0	4
04	Hood, Jon	g	0-1	0-0	0-0	0	0	0	0	0	1	0	0	0	4
15	Cauley														

SEASON BOX SCORES

Official Basketball Box Score -- Game Totals -- Final Statistics Texas-Arlington vs Kentucky 11/19/13 7:30 pm at Rupp Arena - Lexington, KY

Texas-Arlington 76 • 2-3

#	Player	Total		3-Ptr		Rebounds			PF	TP	A	TO	Blk	Stl	Min
		FG	FGA	FG	FGA	FT	FTA	Off							
13	Dillard, Vincent	f	4-9	2-2	3-5	2	3	5	2	13	0	2	0	2	28
35	Edwards, Brandon	f	9-15	2-5	4-6	7	3	10	3	24	0	2	0	0	37
45	Bilbao, Jorge	f	1-3	0-1	0-0	1	3	4	3	2	1	1	0	0	23
01	Dowell, Reger	g	8-21	2-9	2-3	0	0	0	4	20	3	2	0	0	27
22	McClanahan, Lonnie	g	0-7	0-0	0-0	0	2	2	3	0	4	3	0	0	25
03	Outler, Jamal	f	1-2	1-1	2-2	0	1	1	5	0	0	0	0	1	11
05	Lagerson, Stuart	f	0-0	0-0	1-2	0	1	1	1	1	0	0	0	0	8
11	Williams, Brandon	f	1-2	0-0	0-0	0	1	1	3	2	0	1	0	0	4
12	White-Miller, Shaq.	f	1-1	1-1	4-4	0	0	1	7	1	0	0	0	15	
15	McElvain, Kyle	f	0-0	0-0	0-0	0	2	2	0	0	0	1	0	0	3
44	Walker, Anthony	f	1-3	0-0	0-0	2	2	4	4	2	0	1	0	0	19
	Team					3	1	4							
	Totals		26-63	8-19	16-22	15	19	34	29	76	9	16	0	3	200

FG % 1st Half: 13-32 40.6% 2nd half: 13-31 41.9% Game: 26-63 41.3% Deadball Rebounds: 2.2
 3FG % 1st Half: 4-8 50.0% 2nd half: 4-11 36.4% Game: 8-19 42.1%
 FT % 1st Half: 7-9 77.8% 2nd half: 13-18 72.2% Game: 16-22 72.7%

Kentucky 105 • 4-1

#	Player	Total		3-Ptr		Rebounds			PF	TP	A	TO	Blk	Stl	Min
		FG	FGA	FG	FGA	FT	FTA	Off							
00	Lee, Marcus	f	4-5	0-0	2-2	2	0	2	2	10	0	0	3	0	12
30	Randle, Julius	f	7-12	0-1	8-10	5	5	10	3	22	4	2	2	0	29
01	Young, James	g	8-14	5-10	5-7	1	1	2	3	26	3	0	0	2	29
02	Harrison, Aaron	g	2-11	0-5	1-2	0	2	2	1	5	2	3	0	0	29
05	Harrison, Andrew	g	3-7	2-2	7-8	2	1	3	3	15	6	2	0	1	29
03	Polson, Jarrod	g	0-0	0-0	0-0	0	0	0	0	0	1	0	0	0	3
04	Hood, Jon	g	0-0	0-0	0-0	0	0	0	0	0	0	0	0	1	2
15	Cauley-Stein, Willie	g	6-8	0-0	2-3	4	6	10	4	14	1	0	1	2	24
22	Poythress, Alex	g	0-2	0-0	0-2	1	3	4	2	0	1	0	1	0	15
25	Hawkins, Dominique	g	1-3	1-1	0-1	0	1	1	2	3	0	0	0	1	13
35	Willis, Derek	g	0-0	0-0	0-0	0	0	0	0	0	0	0	0	0	2
44	Johnson, Dakari	g	4-7	0-0	0-2	4	4	8	1	8	0	1	1	0	13
	Team					1	3	4							
	Totals		35-69	8-19	27-39	20	26	46	21	105	18	8	8	7	200

FG % 1st Half: 16-34 47.1% 2nd half: 19-35 54.3% Game: 35-69 50.7% Deadball Rebounds: 5
 3FG % 1st Half: 3-9 33.3% 2nd half: 5-10 50.0% Game: 8-19 42.1%
 FT % 1st Half: 7-9 77.8% 2nd half: 20-30 66.7% Game: 27-39 69.2%

Officials: Anthony Jordan, Tim Clougherty, Garrick Shannon
 Technical fouls: Texas-Arlington-Outler, Jamal. Kentucky-None.
 Attendance: 20305

Score by periods	1st	2nd	Total
Texas-Arlington	33	43	76
Kentucky	42	63	105

	Points	In	Off	2nd	Fast
	UT-ARL	Paint	T/O	Chance	Break
UT-ARL	34	14	15	7	17
Kentucky	48	24	28	12	27

Last FG - UT-ARL 2nd-01:30, UK 2nd-01:46.
 Largest lead - UT-ARL None, UK by 29 2nd-01:46.

Score tied - 2 times.
 Lead changed - 0 times.

Official Basketball Box Score -- Game Totals -- Final Statistics Cleveland State vs Kentucky 11/25/13 7:00 p.m. at Rupp Arena - Lexington, KY

Cleveland State 61 • 3-3

#	Player	Total		3-Ptr		Rebounds			PF	TP	A	TO	Blk	Stl	Min
		FG	FGA	FG	FGA	FT	FTA	Off							
15	Grady, Anton	f	3-6	0-1	0-0	1	1	2	5	6	1	3	0	0	19
21	Mason, Marlin	f	0-1	0-0	1-2	0	3	4	1	2	0	0	0	1	14
01	Douglas, Sebastian	g	5-9	1-1	2-2	3	3	6	2	13	1	2	0	1	37
02	Forbes, Bryn	g	4-14	3-7	11-11	1	4	5	3	22	1	2	0	1	40
03	Lewis, Trey	g	7-16	1-3	0-0	1	1	2	5	15	4	1	0	1	32
04	Long, Devon	g	1-5	0-0	0-0	3	3	3	2	1	0	0	0	0	17
05	Dauda, Ismalla	g	0-0	0-0	0-0	1	1	2	3	0	0	1	0	0	7
33	Flannigan, Demonte	g	0-0	0-0	0-0	0	0	0	0	0	0	0	0	1	4
35	Harris, Jon	g	1-8	0-3	0-0	2	4	6	3	2	0	1	1	2	30
	Team					2	4	6							
	Totals		21-59	5-15	14-15	14	21	35	28	61	10	11	1	7	200

FG % 1st Half: 11-32 34.4% 2nd half: 10-27 37.0% Game: 21-59 35.6% Deadball Rebounds: 1
 3FG % 1st Half: 1-6 16.7% 2nd half: 4-9 44.4% Game: 5-15 33.3%
 FT % 1st Half: 8-9 88.9% 2nd half: 6-6 100.0% Game: 14-15 93.3%

Kentucky 68 • 5-1

#	Player	Total		3-Ptr		Rebounds			PF	TP	A	TO	Blk	Stl	Min
		FG	FGA	FG	FGA	FT	FTA	Off							
00	Lee, Marcus	f	1-2	0-0	0-0	0	1	1	1	2	0	0	1	0	4
30	Randle, Julius	f	3-10	0-0	9-11	7	8	15	1	15	2	5	0	0	38
01	Young, James	g	3-11	1-4	2-2	2	3	5	1	9	3	3	1	0	39
02	Harrison, Aaron	g	3-8	1-3	4-6	1	0	1	3	11	0	0	0	0	32
05	Harrison, Andrew	g	4-9	0-4	4-5	0	0	0	5	12	5	1	0	0	21
15	Cauley-Stein, Willie	g	3-6	0-0	5-7	1	3	4	1	11	0	0	4	2	30
22	Poythress, Alex	g	2-6	1-2	2-2	3	4	7	1	7	0	1	1	0	15
25	Hawkins, Dominique	g	0-1	0-1	1-2	0	1	1	3	1	0	1	0	0	14
44	Johnson, Dakari	g	0-0	0-0	0-0	1	1	2	1	0	0	0	0	0	7
	Team					3	3	6							
	Totals		19-53	3-14	27-35	18	24	42	17	68	10	11	7	2	200

FG % 1st Half: 7-26 26.9% 2nd half: 12-27 44.4% Game: 19-53 35.8% Deadball Rebounds: 3
 3FG % 1st Half: 0-6 0.0% 2nd half: 3-8 37.5% Game: 3-14 21.4%
 FT % 1st Half: 13-18 72.2% 2nd half: 14-17 82.4% Game: 27-35 77.1%

Officials: Doug Shows, James Breeding, Tim Gattis
 Technical fouls: Cleveland State-Grady, Anton. Kentucky-Harrison, Aaron.
 Attendance: 21067

Score by periods	1st	2nd	Total
Cleveland State	31	30	61
Kentucky	27	41	68

	Points	In	Off	2nd	Fast
	CLEVELST	Paint	T/O	Chance	Break
CLEVELST	28	17	17	8	19
UK	28	17	17	8	19

Last FG - CLEVELST 2nd-00:16, UK 2nd-00:43.
 Largest lead - CLEVELST by 11 2nd-14:17, UK by 8 2nd-00:43.

Score tied - 5 times.
 Lead changed - 6 times.

Official Basketball Box Score -- Game Totals -- Final Statistics Eastern Michigan vs Kentucky 11/27/13 4:00 p.m. at Rupp Arena - Lexington, KY

Eastern Michigan 63 • 5-1

#	Player	Total		3-Ptr		Rebounds			PF	TP	A	TO	Blk	Stl	Min
		FG	FGA	FG	FGA	FT	FTA	Off							
14	Ward, Karrington	f	2-9	0-2	1-2	2	4	6	0	5	0	3	0	1	28
10	Riley, Da'Shonte	c	2-3	0-0	0-0	3	3	6	5	4	0	1	1	0	18
00	Lee, Raven	g	1-9	0-4	0-0	0	0	0	3	2	3	0	1	0	16
01	Talley, Mike	g	1-5	0-2	1-2	0	0	0	2	3	2	0	2	1	14
35	Harrison, Daylen	g	3-5	1-1	2-3	0	3	3	3	9	1	0	0	2	34
02	Sims, J.R.	g	0-2	0-1	1-2	1	0	1	0	1	0	1	0	0	6
03	Hughley, Mo	g	1-3	0-0	0-1	1	0	1	4	2	0	0	0	2	7
12	Ajayi, Olalekan	g	0-0	0-0	0-0	0	0	0	5	0	0	1	0	1	8
20	Farhat, Ali	g	0-1	0-0	0-0	0	0	0	0	0	0	0	0	0	2
21	Ross, Jalen	g	1-4	0-2	2-2	0	3	3	4	3	1	0	0	0	21
23	Bryant, Glenn	g	3-5	0-1	2-3	1	2	3	2	8	0	0	3	0	23
02	Combs, Darrell	g	9-19	3-6	2-3	0	2	2	4	23	0	1	0	0	20
33	Strickland, Anthony	g	1-1	0-0	0-0	0	1	1	0	2	0	0	0	0	3
	Team					4	3	7							
	Totals		24-66	4-19	11-17	12	21	33	31	63	9	13	4	9	200

FG % 1st Half: 12-31 38.7% 2nd half: 12-35 34.3% Game: 24-66 36.4% Deadball Rebounds: 3.1
 3FG % 1st Half: 2-8 25.0% 2nd half: 2-11 18.2% Game: 4-19 21.1%
 FT % 1st Half: 6-9 66.7% 2nd half: 5-8 62.5% Game: 11-17 64.7%

Kentucky 81 • 6-1

SEASON BOX SCORES

Official Basketball Box Score -- Game Totals -- Final Statistics Kentucky vs Baylor 12/6/13 9:00 pm at AT&T Stadium; Arlington, Texas

Kentucky 62 • 7-2 #3/4

##	Player	Total		3-Ptr		Rebounds			PF	TP	A	TO	Blk	Stl	Min
		FG-FGA	FT-FTA	FG-FGA	FT-FTA	Off	Def	Tot							
15	Cauley-Stein, Willie	f	4-7	0-0	0-2	1	2	3	2	8	2	0	3	0	33
30	Randle, Julius	f	5-10	0-0	6-8	3	5	8	1	16	4	2	1	0	38
01	Young, James	g	5-11	4-7	0-2	0	2	2	0	14	1	2	0	0	38
02	Harrison, Aaron	g	4-9	3-5	4-4	0	2	2	4	15	6	3	0	0	35
05	Harrison, Andrew	g	2-9	1-4	2-4	1	0	1	4	7	6	1	1	0	35
00	Lee, Marcus		0-0	0-0	0-1	0	2	2	2	0	0	0	0	0	4
22	Poythress, Alex		0-1	0-0	0-2	1	1	2	3	0	0	1	0	0	6
25	Hawkins, Dominique		1-2	0-1	0-0	0	1	1	0	2	0	0	0	0	7
44	Johnson, Dakari		0-1	0-0	0-0	1	0	1	0	0	0	0	0	0	4
	Team					3	0	3							
	Totals		21-50	8-17	12-23	10	15	25	16	62	19	9	5	0	200

FG % 1st Half: 14-30 46.7% 2nd half: 7-20 35.0% Game: 21-50 42.0% Deadball Rebounds 6
 3FG % 1st Half: 6-10 60.0% 2nd half: 2-7 28.6% Game: 8-17 47.1%
 FT % 1st Half: 4-10 40.0% 2nd half: 8-13 61.5% Game: 12-23 52.2%

Baylor 67 • 8-1 #20/20

##	Player	Total		3-Ptr		Rebounds			PF	TP	A	TO	Blk	Stl	Min
		FG-FGA	FT-FTA	FG-FGA	FT-FTA	Off	Def	Tot							
00	O'Neale, Royce	f	2-3	0-0	2-4	2	3	5	4	6	1	2	0	0	31
34	Jefferson, Cory	f	5-10	0-0	3-4	4	4	8	3	13	1	4	1	0	30
21	Austin, Isaiiah	c	5-10	1-2	2-3	3	3	6	2	13	2	2	5	0	28
01	Chery, Kenny	g	8-15	0-5	2-2	0	1	1	1	18	5	2	0	1	34
04	Franklin, Gary	q	1-5	1-2	0-0	0	0	0	1	3	2	0	0	0	17
02	Gathers, Rico		2-6	0-0	2-4	5	8	13	3	6	0	2	0	3	22
05	Heslip, Brady		0-2	0-2	2-5	0	0	0	2	2	2	0	0	0	21
24	Wainwright, Ish		0-0	0-0	0-0	0	0	0	0	0	0	1	0	0	1
35	Prince, Taurean		3-4	0-0	0-0	0	3	3	2	6	1	0	0	0	16
	Team					4	1	5							
	Totals		26-55	2-11	13-22	18	23	41	18	67	14	13	6	4	200

FG % 1st Half: 15-29 51.7% 2nd half: 11-26 42.3% Game: 26-55 47.3% Deadball Rebounds 5.1
 3FG % 1st Half: 2-7 28.6% 2nd half: 0-4 0.0% Game: 2-11 18.2%
 FT % 1st Half: 3-5 60.0% 2nd half: 10-17 58.8% Game: 13-22 59.1%

Officials: Tony Greene, Joe DeRosa, Kipp Kissinger
 Technical fouls: Kentucky-None. Baylor-None.
 Attendance: 12818

Score by periods	1st	2nd	Total
Kentucky	38	24	62
Baylor	35	32	67

Last FG - UK 2nd-03:09, BU 2nd-00:41.
 Largest lead - UK by 9 2nd-15:52, BU by 9 1st-15:38.

Points	In Paint	Off T/O	2nd Chance	Fast Break	Bench
UK	26	12	6	0	2
BU	38	7	14	0	14

Score tied - 6 times.
 Lead changed - 6 times.

Official Basketball Box Score -- Game Totals -- Final Statistics Boise State vs Kentucky 12/10/13 9:00 pm at Rupp Arena - Lexington, KY

Boise State 55 • 8-1

##	Player	Total		3-Ptr		Rebounds			PF	TP	A	TO	Blk	Stl	Min
		FG-FGA	FT-FTA	FG-FGA	FT-FTA	Off	Def	Tot							
00	Watkins, Ryan	f	2-6	0-0	2-2	7	1	8	2	6	0	1	1	0	37
03	Drmic, Anthony	f	7-22	2-8	2-2	3	1	4	3	18	1	1	0	0	38
02	Marks, Derrick	g	6-18	2-3	0-0	0	2	2	4	14	1	2	0	1	25
11	Eiorriaga, Jeff	g	1-5	1-5	0-0	0	2	2	3	3	1	0	0	3	37
12	Hadziomerovic, Igor	g	2-6	0-1	2-2	2	1	3	4	6	1	0	0	2	29
01	Thompson, Mikey		4-11	0-0	0-0	1	2	3	1	8	1	2	0	2	25
04	Bropleh, Thomas		0-1	0-0	0-0	0	1	1	0	0	0	1	0	0	4
13	Duncan, Nick		0-0	0-0	0-0	0	0	0	0	0	0	0	0	0	5
	Team					1	3	4							
	Totals		22-69	5-17	6-6	14	13	27	17	55	5	8	1	8	200

FG % 1st Half: 14-34 41.2% 2nd half: 8-35 22.9% Game: 22-69 31.9% Deadball Rebounds 0.1
 3FG % 1st Half: 3-9 33.3% 2nd half: 2-8 25.0% Game: 5-17 29.4%
 FT % 1st Half: 0-0 0.0% 2nd half: 6-6 100.0% Game: 6-6 100.0%

Kentucky 70 • 8-2

##	Player	Total		3-Ptr		Rebounds			PF	TP	A	TO	Blk	Stl	Min
		FG-FGA	FT-FTA	FG-FGA	FT-FTA	Off	Def	Tot							
15	Cauley-Stein, Willie	f	3-3	0-0	0-2	4	3	7	2	6	0	2	9	1	25
30	Randle, Julius	f	7-11	0-0	3-4	3	8	11	1	17	1	4	1	0	28
01	Young, James	g	7-15	4-11	3-4	1	8	9	0	21	0	5	0	0	31
02	Harrison, Aaron	g	6-12	0-4	1-1	0	4	4	0	13	1	3	0	3	38
05	Harrison, Andrew	g	4-7	0-1	5-7	0	3	3	3	13	2	3	0	0	31
03	Polson, Jarrod		0-0	0-0	0-0	0	0	0	0	0	0	0	0	0	1
22	Poythress, Alex		0-1	0-0	0-0	2	1	3	2	0	1	0	0	0	17
25	Hawkins, Dominique		0-2	0-1	0-0	0	0	0	3	0	2	1	0	0	18
44	Johnson, Dakari		0-0	0-0	0-0	0	1	1	1	0	0	0	0	0	11
	Team					1	4	5							
	Totals		27-51	4-17	12-18	11	32	43	12	70	7	19	10	4	200

FG % 1st Half: 17-31 54.8% 2nd half: 10-20 50.0% Game: 27-51 52.9% Deadball Rebounds 5.1
 3FG % 1st Half: 4-13 30.8% 2nd half: 0-4 0.0% Game: 4-17 23.5%
 FT % 1st Half: 3-7 42.9% 2nd half: 9-11 81.8% Game: 12-18 66.7%

Officials: Ted Valentine, Lee Cassell, Ron Groover
 Technical fouls: Boise State-None. Kentucky-None.
 Attendance: 21565

Score by periods	1st	2nd	Total
Boise State	31	24	55
Kentucky	41	29	70

Last FG - BOISE 2nd-00:36, UK 2nd-01:01.
 Largest lead - BOISE by 1 1st-12:31, UK by 19 2nd-08:36.

Points	In Paint	T/O	2nd Chance	Fast Break	Bench
BOISE	24	18	16	4	8
UK	44	7	13	10	0

Score tied - 1 time.
 Lead changed - 2 times.



THE LAST TIME...

INDIVIDUALS

SCORING

Scored 25 Points - James Young (26) vs. UT Arlington, 11/19/13

Scored 30 Points - Brandon Knight (30) vs. West Virginia, 3/19/11

Scored 35 Points - Terrence Jones (35) vs. Auburn, 1/11/11

Scored 40 Points - Jodie Meeks (45) at Arkansas, 2/14/09

Scored 45 Points - Jodie Meeks (45) at Arkansas, 2/14/09

Scored 50 Points - Jodie Meeks (54) at Tennessee, 1/13/09

Two Players Had 20 Points - James Young (26)/Julius Randle (22) vs. UT Arlington, 11/19/13

Three Players Had 20 Points - DeMarcus Cousins (27)/John Wall (21)/Patrick Patterson (20) vs. Sam Houston State, 11/19/09

Two Players Had 30 Points - Patrick Patterson (33) and Jodie Meeks (32) vs. Tennessee State, 12/22/08

Scored 20 Points in Two Straight Games - Julius Randle (3) 11/08/13 - 11/10/13

Scored 20 Points in Three Straight Games - Julius Randle (3) 11/08/13 - 11/12/13

Scored 20 Points in Four Straight Games - Alex Poythress (4) 11/13/12 - 11/23/12

Scored 20 points in Five Straight Games - Jodie Meeks (9) 12/29/08 - 1/31/09

Scored 20 points in Six Straight games - Jodie Meeks (9) 12/29/08 - 1/31/09

Scored 20 points in Seven Straight games - Jodie Meeks (9) 12/29/08 - 1/31/09

Scored 20 points in Eight Straight games - Jodie Meeks (9) 12/29/08 - 1/31/09

Scored 20 points in Nine Straight games - Jodie Meeks (9) 12/29/08 - 1/31/09

Scored 20 points in 10 Straight games - Kevin Grevey (12) 12/20/74 - 1/27/75

Scored 20 points in 12 Straight games - Kevin Grevey (12) 12/20/74 - 1/27/75

Scored 25 Points in Three Straight Games - Tayshaun Prince vs. Ole Miss (26) 3/11/01; vs. Holy Cross (27) 3/15/01; vs. Iowa (31) 3/17/01

Scored 30 Points in Two Straight Games - Jodie Meeks vs. Appalachian State (46) 12/20/08; vs. Tennessee State (32) 12/22/08

Scored 30 Points in Three Straight Games - Dan Issel (6) vs. Florida (37) 2/14/70; vs. Georgia (40) 2/16/70; vs. LSU (51) 2/21/70; vs. Alabama (47) 2/23/70; vs. Vanderbilt (31) 2/28/70; vs. Auburn (42) 3/2/70

Scored in double figures in 10 straight Games - Julius Randle (10) 11/8/13-12/10/13

Scored in double figures in 15 straight Games - Brandon Knight (28) 11/30/10 - 3/13/11

Scored in double figures in 20 straight Games - Brandon Knight (28) 11/30/10 - 3/13/11

Scored in double figures in 25 straight Games - Brandon Knight (28) 11/30/10 - 3/13/11

Scored in double figures in 30 straight Games - Jodie Meeks (32) 11/14/08 - 3/12/09

Five Players Scored in Double Figures - James Young (26), Julius Randle (22), Andrew Harison (15), Willie Cauley-Stein (14), Marcus Lee (10) vs. UT Arlington, 11/19/13

Six Players Scored in Double Figures - Archie Goodwin (18), Alex Poythress (16), Nerlens Noel (13), Willie Cauley-Stein (12), Kyle Wiltjer (10), Julius Mays (10) vs. Samford 12/4/12

Seven Players Scored in Double Figures - Randolph Morris (17), Kelenna Azubuike (15), Patrick Sparks (14), Chuck Hayes (12), Rajon Rondo (11), Ravi Moss (10) and Ramel Bradley (10) vs. Mississippi State 2/19/05

Four Players with 15 or more points - Julius Mays (24), Alex Poythress (21), Archie Goodwin (18), Ryan Harrow (14) vs. Missouri, 2/23/13

DOUBLE-DOUBLES

Double-Double - Julius Randle (17 points, 11 rebounds) vs. Boise State, 12/10/13

Triple-Double - Chris Mills (19 points, 10 rebounds, 10 assists) vs. Austin Peay, 12/27/88

20-10 Game - Julius Randle (22 points, 10 rebounds) vs. UT Arlington, 11/19/13

20-15 Game - Julius Randle (23 points, 15 rebounds) vs. UNC Asheville, 11/8/13

30-10 Game - Tayshaun Prince (33 points, 11 rebounds) vs. Tennessee State, 12/22/98

Back-to-back 20-10 Games - Julius Randle vs. UNC Asheville (23 points, 16 rebounds) 11/8/13; vs. Northern Kentucky (22 points, 14 rebounds) 11/10/13

Three-Straight 20-10 Games - Julius Randle vs. UNC Asheville (23 points, 16 rebounds) 11/8/13; vs. Northern Kentucky (22 points, 14 rebounds) 11/10/13; vs. Michigan State (27 points, 13 rebounds) 11/12/13

Double-Double in Points and Rebs - Julius Randle (14 points, 10 rebounds) vs. Eastern Michigan, 11/27/13

Double-Double in Points and Assists - Marquis Teague (12 points, 10 assists) vs. Florida, 2/7/12

Double-Double in Points and Blocks - Never

Double-Double in Points and Steals - Never

Double-double in two consecutive games - Julius Randle (23p, 16r) vs. UNC Asheville, 11/8/13; (22p, 14r) vs. Northern Kentucky (11/10/13); vs. Michigan State 11/12/13 (27 p, 13 r); vs. Robert Morris 11/17/13 (10 p, 15 r); vs. UT Arlington 11/19/13 (22 p, 10 r); vs. Cleveland State 11/25/13 (15 p, 15 r); vs. Eastern Michigan 11/27/13 (14 p, 10 r)

Double-double in three consecutive games - Julius Randle (23p, 16r) vs. UNC Asheville, 11/8/13; (22p, 14r) vs. Northern Kentucky (11/10/13); vs. Michigan State 11/12/13 (27 p, 13 r); vs. Robert Morris 11/17/13 (10 p, 15 r); vs. UT Arlington 11/19/13 (22 p, 10 r); vs. Cleveland State 11/25/13 (15 p, 15 r); vs. Eastern Michigan 11/27/13 (14 p, 10 r)

Double-double in four consecutive games - Julius Randle (23p, 16r) vs. UNC Asheville, 11/8/13; (22p, 14r) vs. Northern Kentucky (11/10/13); vs. Michigan State 11/12/13 (27 p, 13 r); vs. Robert Morris 11/17/13

(10 p, 15 r); vs. UT Arlington 11/19/13 (22 p, 10 r); vs. Cleveland State 11/25/13 (15 p, 15 r); vs. Eastern Michigan 11/27/13 (14 p, 10 r)

Double-double in five consecutive games - Julius Randle (23p, 16r) vs. UNC Asheville, 11/8/13; (22p, 14r) vs. Northern Kentucky (11/10/13); vs. Michigan State 11/12/13 (27 p, 13 r); vs. Robert Morris 11/17/13 (10 p, 15 r); vs. UT Arlington 11/19/13 (22 p, 10 r); vs. Cleveland State 11/25/13 (15 p, 15 r); vs. Eastern Michigan 11/27/13 (14 p, 10 r)

Double-double in six consecutive games - Julius Randle (23p, 16r) vs. UNC Asheville, 11/8/13; (22p, 14r) vs. Northern Kentucky (11/10/13); vs. Michigan State 11/12/13 (27 p, 13 r); vs. Robert Morris 11/17/13 (10 p, 15 r); vs. UT Arlington 11/19/13 (22 p, 10 r); vs. Cleveland State 11/25/13 (15 p, 15 r); vs. Eastern Michigan 11/27/13 (14 p, 10 r)

Double-double in seven consecutive games - Julius Randle (23p, 16r) vs. UNC Asheville, 11/8/13; (22p, 14r) vs. Northern Kentucky (11/10/13); vs. Michigan State 11/12/13 (27 p, 13 r); vs. Robert Morris 11/17/13 (10 p, 15 r); vs. UT Arlington 11/19/13 (22 p, 10 r); vs. Cleveland State 11/25/13 (15 p, 15 r); vs. Eastern Michigan 11/27/13 (14 p, 10 r)

Double-double in 10 consecutive games - Jim Andrews, 1972-73 season

Two players record double-doubles- Willie Cauley-Stein (14 points, 10 rebounds); Julius Randle (22 points, 10 rebounds) vs. UT Arlington, 11/19/13

Three players record double-doubles- DeMarcus Cousins (19 points, 14 rebounds)/Patrick Patterson (19 points, 10 rebounds)/John Wall (18 points, 10 rebounds) at Mississippi State, 2/16/10

Four players record double-doubles- Jack Givens (30 points, 13 rebounds)/Kyle Macy (16 points, 10 assists)/Mike Phillips (22 points, 18 rebounds)/Rick Robey (23 points, 13 rebounds) vs. Southern Methodist, 11/26/77

Five players record double-doubles- Never

FIELD GOALS

Made 12 FG in a game - Terrence Jones (12) vs. Oklahoma, 11/22/10

Made 15 FG in a game - Jodie Meeks (17) at Arkansas, 2/14/09

Made 16 FG in a game - Jodie Meeks (17) at Arkansas, 2/14/09

Made 17 FG in a game - Jodie Meeks (17) at Arkansas, 2/14/09

Made 18 FG in a game - Melvin Turpin (18) vs. Georgia 3/8/84

Made 19 FG in a game - Dan Issel (19) vs. Alabama 2/23/70

Made 20 FG in a game - Dan Issel (23) vs. Ole Miss 2/7/70

Made 21 FG in a game - Dan Issel (23) vs. Ole Miss 2/7/70

Made 22 FG in a game - Dan Issel (23) vs. Ole Miss 2/7/70

Made 23 FG in a game - Dan Issel (23) vs. Ole Miss 2/7/70

Attempted 17 FG in a game - Kyle Wiltjer (19) at Ole Miss (1/29/13)

Attempted 18 FG in a game - Kyle Wiltjer (19) at Ole Miss (1/29/13)

Attempted 19 FG in a game - Kyle Wiltjer (19) at Ole Miss (1/29/13)

Attempted 20 FG in a game - Brandon Knight (23) vs. UConn, 4/2/11

Attempted 25 FG in a game - Jodie Meeks (27) vs. VMI, 11/14/08

THREE-POINTERS

Made 5 3-pointers in a game - James Young (5) vs UT Arlington, 11/19/13

Made 6 3-pointers in a game - Kyle Wiltjer (7) vs. Lipscomb, 12/15/12

Made 7 3-pointers in a game - Kyle Wiltjer (7) vs. Lipscomb, 12/15/12

Made 8 3-pointers in a game - Eric Bledsoe (8) vs. East Tennessee State (NCAA Tournament), 3/18/10

Made 9 3-pointers in a game - Jodie Meeks (10) at Tennessee, 1/13/09

Made 10 3-pointers in a game - Jodie Meeks (10) at Tennessee, 1/13/09

Made 11 3-pointers in a game - Never

Attempted 10 3-pointers in a game - James Young (11) vs. Boise State, 12/10/13

Attempted 15 3-pointers in a game - Jodie Meeks (15) at Tennessee, 1/13/09

Attempted 16 3-pointers in a game - Derrick Miller (16) vs. LSU 2/15/90

Attempted 17 3-pointers in a game - Derrick Miller (19) vs. Kansas 12/6/89

Attempted 18 3-pointers in a game - Derrick Miller (19) vs. Kansas 12/6/89

Attempted 19 3-pointers in a game - Derrick Miller (19) vs. Kansas 12/6/89

Made a 3-pointer in 10 straight games - Julius Mays (18), 12/29/12-3/2/13

Made a 3-pointer in 15 straight games - Julius Mays (18), 12/29/12-3/2/13

Made two 3-pointers in 10 straight games - Jodie Meeks (16), 12/3/08-1/31/09

Made three 3-pointers in 10 straight games - Gerald Fitch (20) 1/14/03-3/23/03

Made three 3-pointers in 15 straight games - Gerald Fitch (20) 1/14/03-3/23/03

Made three 3-pointers in 20 straight games - Gerald Fitch (20) 1/14/03-3/23/03

Made three 3-pointers in 25 straight games - Keith Bogans (29) 3/14/02-2/26/03

FREE THROWS

Made 8 FT in a game - Andrew Harrison (8) vs. Providence, 12/1/13

Made 9 FT in a game - Aaron Harrison (9) vs. Eastern Michigan, 11/27/13

Made 10 FT in a game - Aaron Harrison (10) vs. Robert Morris, 11/17/13

Made 11 FT in a game - Julius Randle (11) vs. UNC Asheville, 11/8/13

Made 12 FT in a game - Archie Goodwin (12) at Ole Miss, 1/29/13

Made 13 FT in a game - Jodie Meeks (14) at Tennessee, 1/13/09

Made 14 FT in a game - Jodie Meeks (14) at Tennessee, 1/13/09

Made 15 FT in a game - Rodrick Rhodes (16) vs. Ole Miss 1/18/95

Made 16 FT in a game - Rodrick Rhodes (16) vs. Ole Miss 1/18/95

Made 17 FT in a game - Dwight Anderson (18) vs. Mississippi State 2/12/79

Made 18 FT in a game - Dwight Anderson (18) vs. Mississippi State 2/12/79

Attempted 10 FT in a game - Aaron Harrison (11) vs. Eastern Michigan, 11/27/13

Attempted 15 FT in a game - Julius Randle (15) vs. Michigan State, 11/12/13

Attempted 20 FT in a game - Heshimu Evans (20) vs. Ole Miss 3/5/99

REBOUNDS

15 Rebs - Julius Randle (15) vs. Cleveland State, 11/25/13

16 Rebs - Julius Randle (16) vs. UNC Asheville, 11/8/13

20 Rebs - Jared Prickett (20) vs. Arkansas 2/9/94

25 Rebs - Mike Phillips (28) vs. Tennessee 1/10/76

30 Rebs - Cotton Nash (30) vs. Ole Miss 2/8/64

34 Rebs - Bob Burrow (34) vs. Temple 12/10/55

10+ Rebs in three consecutive games - Julius Randle (7) at 11/8/13-11/27/13

10+ Rebs in four consecutive games - Julius Randle (7) at 11/8/13-11/27/13

10+ Rebs in five consecutive games - Julius Randle (7) at 11/8/13-11/27/13

10+ Rebs in six consecutive games - Julius Randle (7) at 11/8/13-11/27/13

10+ Rebs in seven consecutive games - Julius Randle (7) at 11/8/13-11/27/13

10+ Rebs in eight consecutive games - DeMarcus Cousins (9) 1/16/10 - 2/16/10

10+ Rebs in nine consecutive games - DeMarcus Cousins (9) 1/16/10 - 2/16/10

Two players had 10 rebounds - Julius Randle (10), Willie Cauley-Stein (10) vs. UT Arlington, 11/19/13

Three players had 10 rebounds - Michael Kidd-Gilchrist (19), Terrence Jones (11), Anthony Davis (10) vs. Louisville, 12/31/11

ASSISTS

8 Assists - Ryan Harrow (8) at Auburn, 1/19/13

9 Assists - Archie Goodwin (9) vs. LIU Brooklyn, 11/23/12

10 Assists - Julius Mays (10) vs. Lafayette, 11/16/12

11 Assists - John Wall (11) vs. E. Tennessee St., 3/18/10

12 Assists - John Wall (16) vs. Hartford, 12/29/09

13 Assists - John Wall (16) vs. Hartford, 12/29/09

14 Assists - John Wall (16) vs. Hartford, 12/29/09

15 Assists - John Wall (16) vs. Hartford, 12/29/09

16 Assists - John Wall (16) vs. Hartford, 12/29/09

5+ Assists in Four Consecutive Games - John Wall (7) (2/27/10 to 3/27/10)

8+ Assists in Two Consecutive Games - Marquis Teague (3) (2/7/12 to 2/18/12)

BLOCKS

4 Blocks - Willie Cauley-Stein (9) vs. Boise State, 12/10/13

5 Blocks - Willie Cauley-Stein (9) vs. Boise State, 12/10/13

6 Blocks - Willie Cauley-Stein (9) vs. Boise State, 12/10/13

7 Blocks - Willie Cauley-Stein (9) vs. Boise State, 12/10/13

8 Blocks - Willie Cauley-Stein (9) vs. Boise State, 12/10/13

9 Blocks - Willie Cauley-Stein (9) vs. Boise State, 12/10/13

10 Blocks - Nerlens Noel (12) at Ole Miss, 1/29/13

11 Blocks - Nerlens Noel (12) at Ole Miss, 1/29/13

12 Blocks - Nerlens Noel (12) at Ole Miss, 1/29/13

STEALS

5 Steals - Nerlens Noel (6) vs. Baylor, 12/1/12

6 Steals - Nerlens Noel (6) vs. Baylor, 12/1/12

7 Steals - Rajon Rondo (8) vs. Mississippi State, 2/19/05

8 Steals - Rajon Rondo (8) vs. Mississippi State, 2/19/05

MINUTES

Played every minute - Anthony Davis (40) vs. Iowa State, 3/17/12

Played 40+ minutes - Julius Mays (44)/Ryan Harrow (41)/Alex Poythress (40) vs. Missouri, 2/23/13

Played over 50 minutes - Patrick Patterson (50) vs. Vanderbilt, 1/12/08

FOULS

Technical Foul - Aaron Harrison vs. Cleveland State, 11/25/13

Fouled Out - Andrew Harrison vs. Cleveland State, 11/25/13

Two Players Fouled Out - Archie Goodwin/Ryan Harrow/Alex Poythress at Georgia, 3/7/13

Three Players Fouled Out - Archie Goodwin/Ryan Harrow/Alex Poythress at Georgia, 3/7/13

Four Players Fouled Out - Terrence Jones, Josh Harrellson, Brandon Knight, Eloy Vargas, at UNC 12/4/10

TEAM

Started four freshmen - Aaron Harrison, Andrew Harrison, Julius Randle, James Young vs. Boise State, 11/10/13

Started five freshmen - Aaron Harrison, Andrew Harrison, Marcus Lee, Julius Randle, James Young vs. Eastern Michigan, 11/27/13

Scored 90 or More Points - 105 vs. UT Arlington, 11/19/13 (W, 105-76)

Scored 90 or More Points (SEC Game) - 90 vs. Missouri, 2/23/13 (W, 90-83, OT)

Scored 100 or More Points - 105 vs. UT Arlington, 11/19/13 (W, 105-76)

Scored 100 or More Points (SEC Game) - 101 vs. Arkansas, 1/23/10 (W, 101-70)

Scored 110 or More Points - 115 vs. Tennessee State [NCAA First round], 12/30/02 (W, 115-87)

Scored 110 or More Points (SEC Game) - 120 vs. Vanderbilt, 2/7/96 (W, 120-81)

Scored 120 or More Points - 120 vs. Vanderbilt, 2/7/96 (W, 120-81)

Scored 120 or More Points (SEC Game) - 120 vs. Vanderbilt, 2/7/96 (W, 120-81)

Scored 130 or More Points - 143 vs. Georgia, 2/27/56 (W, 143-66)

Scored 140 or More Points - 143 vs. Georgia, 2/27/56 (W, 143-66)

Scored 150 or More Points - Never

Scored Less than 50 Points - 48 vs. Vanderbilt, 3/15/13 (L, 64-48)

Allowed 90 or More Points -90 by Indiana, 3/23/12 (W, 102-90)

Allowed 90 or More Points (SEC Game) - 90 by Georgia, 3/4/09 (L, 90-85)

Allowed 100 or More Points - 111 by VMI, 11/14/08 (L, 111-103)

Allowed 100 or More Points (SEC Game) - 101 by Arkansas, 2/10/93 (L, 101-94)

Allowed Less Than 50 Points - 49 vs. Robert Morris
11/17/13, (W, 87-49)

Allowed Less Than 50 Points (SEC) - 49 vs. Georgia
3/1/12, (W, 79-49)

Shot 70% from the field - .722 vs. Mississippi St., 2/15/86

Shot 65% from the field - .677 vs. LIU Brooklyn, 11/23/12

Shot 30% or less from the field - .296 vs. Baylor,
12/1/12

Allowed 50% shooting - .500 vs. Vanderbilt, 3/15/13

Allowed 60% shooting - .640 by Florida, 3/4/07

Allowed 20% or less shooting - .200 by Central
Arkansas, 11/6/07 (10-50)

Allowed 30% or less shooting - .232 vs. Robert Morris
11/17/13 (16-69)

Held opponent to zero 3-pointers - at Auburn, 1/19/13
(0-15)

Shot 90% or Better from Free Throw Line - 94.6 (35-37)
vs. Indiana (3/23/12)

Shot 100% from Free Throw Line - 11-11 vs. Florida,
2/7/12

Shot 50% or Less from Free Throw Line - .500 vs.
Vanderbilt, 3/15/13 (8-16)

Attempted 40 FT - vs. UNC Asheville (30-48) 11/8/13

Attempted five or less FT - vs. South Carolina (4)
1/21/06

Made 30 FT - 30 vs. UNC Asheville (30-48) 11/8/13

Hit 10 3-pointers - 10 vs. E. Michigan, 1/2/13 (10-26)

Hit 11 3-pointers - 11 vs. Lafayette, 11/16/12 (11-19)

Hit 12 3-pointers - 15 vs. Georgia, 3/1/12 (15-27)

Hit 13 3-pointers - 15 vs. Georgia, 3/1/12 (15-27)

Hit 14 3-pointers - 15 vs. Georgia, 3/1/12 (15-27)

Hit 15 3-pointers - 15 vs. Georgia, 3/1/12 (15-27)

Hit 16 3-pointers - 16 vs. UNC-Asheville, 12/23/96 (16-33)

Hit 17 3-pointers - 20 vs. LSU, 3/4/95 (20-35)

Hit 18 3-pointers - 20 vs. LSU, 3/4/95 (20-35)

Hit 19 3-pointers - 20 vs. LSU, 3/4/95 (20-35)

Hit 20 3-pointers - 20 vs. LSU, 3/4/95 (20-35)

Hit 21 3-pointers - 21 vs. North Carolina, 12/27/89 (21-48)

Hit 22 3-pointers - Never

Scored 100 Points in Two Consecutive Games - 103
vs. Wake Forest, 3/25/93 (W, 103-69) and 106 vs.
Florida State, 3/27/93 (W, 106-81)

Scored 100 Points in Three Consecutive Games - 114
vs. Portland State 12/16/77 (W, 114-88), 102 vs. St.
John's 12/17/77 (W, 102-72), and 104 vs. Iona 12/23/77
(W, 104-65)

Scored 100 Points in Consecutive SEC Games -
143 vs. Georgia 2/27/56 (W, 143-66) and 101 vs.
Tennessee 3/3/56 (W, 101-77)

Won game by 50 points or more - 52 vs. Eastern
Michigan (W, 90-38) 1/2/13

Won game by 60 points or more - 62 vs. Vanderbilt (W,
106-44) 3/5/03

Won game by 70 points or more - 74 vs. Tennessee-
Martin (W, 124-50) 11/26/94

Lost game by 30 points or more - 30 at Tennessee (L,
88-58) 2/16/13

Lost game by 40 points or more - 41 at Vanderbilt (L,
93-52) 2/12/08

Lost game by 50 points or more - 55 at Kansas (L, 150-
95) 12/9/89

Lost game by 60 points or more - 70 vs. Central (L,
87-17) 1/28/1910

Lost game by 70 points or more - 70 vs. Central (L,
87-17) 1/28/1910

Game decided by one point - at Indiana, 12/10/11 (L,
73-72)

Game decided by two points - at Vanderbilt, 1/10/13
(W, 60-58)

Game decided by three points - at Louisville, 12/29/12
(L, 80-77)

Two consecutive games decided by one point - vs.
North Carolina (W, 73-72) 12/3/11 and at Indiana (L,
73-72) 12/10/11

Three consecutive games decided by one point - Never

Two consecutive games decided by two points - at Ole
Miss (L, 71-69) 2/1/11 and Florida (L, 70-68) 2/5/11

Came back from 18-point deficit for win - W, 72-70 vs.
Miami Univ. (11/16/09); Trailed 36-18 (7:04 in 1st)

Came back from 19-point deficit for win - W, 80-77 vs.
Florida (3/2/94); Trailed 33-14 (7:00 in 1st)

Came back from 20-point deficit for win - W, 99-95 at
LSU (2/15/94); Trailed 68-37 (15:34 in 2nd)

Came back from 30-point deficit for win - W, 99-95 at
LSU (2/15/94); Trailed 68-37 (15:34 in 2nd)

Came back from 31-point deficit for win - W, 99-95 at
LSU (2/15/94); Trailed 68-37 (15:34 in 2nd)

Pulled down 50 rebounds - 56 (17-39) vs. Robert Morris,
11/17/13

Pulled down 55 rebounds - 56 (17-39) vs. Robert Morris,
11/17/13

Pulled down 60 rebounds - 62 (19-43) vs. Morehead
State, 12/16/96

Played an Overtime Game - vs. Missouri, 2/23/13,
(W, 90-83, ot)

Won an Overtime Game - at Texas A&M, 2/2/13,
(W, 72-68, ot)

Played an SEC Overtime Game - at Texas A&M, 2/2/13,
(W, 72-68, ot)

Won an SEC Overtime Game - at Texas A&M, 2/2/13,
(W, 72-68, ot)

Lost an Overtime Game - at Arkansas, 2/23/11,
(L, 77-76, ot)

Lost an SEC Overtime Game - at Arkansas, 2/23/11,
(L, 77-76, ot)

Played Two Overtimes - vs. Vanderbilt, 1/12/08
(W, 79-73, 2ot)

Played Three Overtimes - vs. Temple 12/7/57 (W, 85-83)

Played Four Overtimes - Never played four overtime
game

Played consecutive games that went to overtime -
12/9/78 vs. Kansas (W, 67-66) and 12/16/78 vs. Indiana
(L, 68-67)

SPECIALITY STATS

PP - POINTS IN THE PAINT POT - POINTS OFF TURNOVERS
 2ND - SECOND CHANCE POINTS BP - BENCH POINTS FB - FAST BREAK

Opponent	Result	PP	POT	2nd	BP	FB
UNC Asheville		32	2	6	9	0
at Kentucky	W, 89-57	50	20	25	34	8
Northern Kentucky		18	22	11	28	2
at Kentucky	W, 93-63	36	11	21	30	8
Michigan State		44	18	14	11	21
vs. Kentucky	L, 78-74	40	9	24	9	2
Robert Morris		16	14	14	21	0
at Kentucky	W, 87-49	36	10	16	29	14
UT Arlington		34	14	15	17	7
at Kentucky	W, 105-76	48	24	28	27	12
Cleveland State		22	9	18	4	4
at Kentucky	W, 68-61	28	17	17	19	8
E. Michigan		30	18	4	40	12
at Kentucky	W, 81-63	38	11	23	29	8
Providence		14	17	18	7	2
vs. Kentucky	W, 79-65	36	8	9	11	6
Baylor		38	7	14	7	14
vs. Kentucky	L, 67-62	26	12	6	2	0
Boise State		24	18	16	8	4
at Kentucky	W, 70-55	44	7	13	0	10
at North Carolina						
Kentucky						
Belmont						
at Kentucky						
Louisville						
at Kentucky						
Mississippi St.						
at Kentucky						
at Vanderbilt						
Kentucky						
atr Arkansas						
Kentucky						
Tennessee						
at Kentucky						
Texas A&M						
at Kentucky						
Georgia						
at Kentucky						
at LSU						
Kentucky						
at Missouri						
Kentucky						
Ole Miss						
at Kentucky						
at Mississippi St.						
Kentucky						
at Auburn						
Kentucky						
Florida						
at Kentucky						
at Ole Miss						
Kentucky						
LSU						
at Kentucky						
Arkansas						
at Kentucky						
at South Carolina						
Kentucky						
Alabama						
at Kentucky						
at Florida						
Kentucky						

MISCELLANEOUS STATS

Leading Scorer		Three-Point Plays	
Randle	5	Opponents	4
Young	3	Kentucky	16
Aaron Harrison	2		
		Randle	6
Leading Rebounder		Andrew Harrison	4
Randle	10	Aaron Harrison	3
Cauley-Stein	2	Cauley-Stein	2
		Young	1
Leader in Assists		Four-Point Plays	
Andrew Harrison	6	Opponents	0
Aaron Harrison	3	Kentucky	0
Hawkins	2		
Randle	2	UK's First Substitution	
Poythress	1	Cauley-Stein	4
Young	1	Poythress	4
		Johnson	2
Charges Drawn		Hawkins	1
Opponents	5		
Kentucky	0	Forced 5-Second Call	
		Opponents	0
Dunks		Kentucky	0
Opponents	20		
Kentucky	49	Forced Shot Clock Violations	
		Opponents	1
Cauley-Stein	17	Kentucky	9
Randle	13		
Lee	5	10-Second Violations	
Young	5	Opponents	0
Poythress	3	Kentucky	0
Aaron Harrison	2		
Johnson	2	3-Second Violations	
Floreal	1	Opponents	0
Willis	1	Kentucky	0
		Jump Balls Controlled	
20-Point Scoring Game		Opponents	2
Opponents	7	Kentucky	8
Kentucky	8		
		Lee	4/4
Randle	4	Cauley-Stein	4/6
Aaron Harrison	2		
Young	2	First Score (3-Pointers)	
		Opponents	0
30-Point Scoring Game		Kentucky	0
Opponents	0		
Kentucky	0	Runs of 10-0 or Better	
		Opponents	1
40-Point Scoring Game		Kentucky	8
Opponents	0		
Kentucky	0	Technical Fouls	
		Opponents	1
		Kentucky	1
Aaron Harrison	1	Fouled Out	
		Opponents	7
		Kentucky	1
		Andrew Harrison	1

KENTUCKY TEAM HIGHS/LOWS

		KENTUCKY	OPPONENT
Points First Half	High	48, vs. Northern Kentucky (11/10/13)	44, vs. Michigan State (11/12/13)
	Low	27, vs. Cleveland State (11/25/13)	20, vs. Robert Morris (11/17/13)
Points Second Half	High	63, vs. UT Arlington (11/19/13)	43, vs. UT Arlington (11/19/13)
	Low	24, vs. Baylor (12/6/13)	24, vs. Boise State (12/10/13)
Total Points	High	105, vs. UT Arlington (11/19/13)	78, vs. Michigan State (11/12/13)
	Low	62, vs. Baylor (12/6/13)	49, vs. Robert Morris (11/17/13)
FG Made	High	35, vs. UT Arlington (11/19/13)	30, vs. Michigan State (11/12/13)
	Low	19, vs. Cleveland State (11/25/13)	16, vs. Robert Morris (11/17/13)
FG Attempted	High	69, vs. UT Arlington (11/19/13)	69, twice
	Low	42, vs. Providence (12/1/13)	55, vs. Baylor (12/6/13)
FG Percentage	High	.643, vs. Providence (12/1/13)	.476, vs. Michigan State (11/12/13)
	Low	.358, vs. Cleveland State (11/25/13)	.232 vs. Robert Morris (11/17/13)
3-Pt. FG Made	High	8, two times	10, vs. Providence (12/1/13)
	Low	3, three times	2, vs. Baylor (12/6/13)
3-Pt. FG Attempted	High	22, vs. Northern Kentucky (11/10/13)	35, vs. Northern Kentucky (11/10/13)
	Low	8, vs. Providence (12/1/13)	11, vs. Baylor (12/6/13)
3-Pt. FG Percet.	High	.750, vs. Providence (12/1/13)	.526, vs. Providence (12/1/13)
	Low	.188, vs. E. Michigan (11/27/13)	.182, vs. Baylor (12/6/13)
FT Made	High	30, vs. UNC Asheville (11/8/13)	17, vs. Providence (12/1/13)
	Low	12, twice	6, vs. Boise State (12/10/13)
FT Attempted	High	48, vs. UNC Asheville (11/8/13)	23, vs. Providence (12/1/13)
	Low	18, vs. Boise State (12/10/13)	6, vs. Boise State (12/10/13)
FT Percentage	High	.771, vs. Cleveland State (11/25/13)	1.000, vs. Boise State (12/10/13)
	Low	.522, vs. Baylor (12/6/13)	.476, vs. UNC Asheville (11/8/13)
Off. Rebounds	High	20, vs. UT Arlington (11/19/13)	18, three times
	Low	7, vs. Providence (12/1/13)	9, vs. Northern Kentucky (11/10/13)
Def. Rebounds	High	39, vs. Robert Morris (11/17/13)	23, vs. Baylor (12/6/13)
	Low	15, vs. Baylor (12/6/13)	12, vs. Providence (12/1/13)
Total Rebounds	High	56, vs. Robert Morris (11/17/13)	41, vs. Baylor (12/6/13)
	Low	25, vs. Baylor (12/6/13)	23, vs. Northern Kentucky (11/10/13)
Assists	High	20, vs. Robert Morris (11/17/13)	17, vs. Michigan State (11/12/13)
	Low	7, vs. Boise State (12/10/13)	5, vs. Boise State (12/10/13)
Blocked Shots	High	11, two times	6, vs. Baylor (12/6/13)
	Low	5, two times	0, two times
Steals	High	9, vs. Robert Morris (11/17/13)	13, vs. Michigan State (11/12/13)
	Low	0, vs. Baylor (12/6/13)	1, vs. UNC Asheville (11/8/13)
Turnovers	High	20, vs. E. Michigan (11/27/13)	16, vs. UT Arlington (11/19/13)
	Low	7, vs. UNC Asheville (11/8/13)	6, vs. Providence (12/1/13)
Fouls	High	22, vs. Providence (12/1/13)	32, vs. UNC Asheville (11/8/13)
	Low	12, vs. Boise State (12/10/13)	17, vs. Boise State (12/10/13)

2013-14 UK Basketball
Kentucky Combined Team Statistics (as of Dec 11, 2013)
All games

RECORD:	OVERALL	HOME	AWAY	NEUTRAL
ALL GAMES	8-2	7-0	0-0	1-2
CONFERENCE	0-0	0-0	0-0	0-0
NON-CONFERENCE	8-2	7-0	0-0	1-2

##	Player	gp-gs	min	avg	Total		3-Point		F-Throw		Rebounds				pf	dq	a	to	blk	stl	pts	avg	
					fg-fga	fg%	3fg-fga	3fg%	ft-fta	ft%	off	def	tot	avg									
30	Randle, Julius	10-10	307	30.7	57-106	.538	0-4	.000	64-87	.736	44	76	120	12.0	21	0	22	35	7	1	178	17.8	
01	Young, James	10-10	321	32.1	45-111	.405	24-70	.343	25-39	.641	9	30	39	3.9	14	0	18	24	2	7	139	13.9	
02	Harrison, Aaron	10-10	309	30.9	44-98	.449	14-46	.304	36-47	.766	4	26	30	3.0	22	0	21	17	4	10	138	13.8	
05	Harrison, Andrew	10-10	286	28.6	25-60	.417	8-21	.381	45-57	.789	3	17	20	2.0	35	1	35	23	2	2	103	10.3	
15	Cauley-Stein, Willie	10-6	263	26.3	37-60	.617	0-0	.000	17-35	.486	32	45	77	7.7	24	0	12	8	43	11	91	9.1	
22	Poythress, Alex	10-0	171	17.1	17-41	.415	3-9	.333	6-15	.400	25	34	59	5.9	17	0	7	9	7	3	43	4.3	
44	Johnson, Dakari	10-0	102	10.2	15-28	.536	0-0	.000	11-23	.478	16	19	35	3.5	18	0	1	4	2	0	41	4.1	
00	Lee, Marcus	9-4	68	7.6	15-21	.714	0-0	.000	6-12	.500	9	10	19	2.1	8	0	1	1	9	0	36	4.0	
35	Willis, Derek	5-0	17	3.4	2-4	.500	1-2	.500	9-12	.750	0	3	3	0.6	0	0	0	3	0	0	14	2.8	
24	Floreal, E.J.	1-0	2	2.0	1-1	1.000	0-0	.000	0-0	.000	0	1	1	1.0	1	0	0	0	1	1	2	2.0	
04	Hood, Jon	4-0	18	4.5	1-4	.250	1-3	.333	4-4	1.000	0	1	1	0.3	2	0	3	2	0	2	7	1.8	
25	Hawkins, Dominique	10-0	113	11.3	6-16	.375	2-8	.250	2-5	.400	1	7	8	0.8	12	0	7	3	1	3	16	1.6	
03	Polson, Jarrod	6-0	23	3.8	0-0	.000	0-0	.000	0-0	.000	0	0	0	0.0	3	0	2	1	0	0	0	0.0	
Team											12	19	31										
Total.....		10	2000	265-550		.482	53-163	.325	225-336	.670	155	288	443	44.3	177	1	129	132	78	40	808	80.8	
Opponents.....		10	2000	227-626		.363	57-183	.311	123-178	.691	139	180	319	31.9	255	10	94	110	22	56	634	63.4	

TEAM STATISTICS	UK	OPP	Date	Opponent	Score	Att.
SCORING	808	634	11/08/13	UNC ASHEVILLE	w 89-57	22413
Points per game	80.8	63.4	11/10/13	NORTHERN KENTUCKY	w 93-63	22925
Scoring margin	+17.4	-	1 11/12/13	vs Michigan State	L 74-78	22711
FIELD GOALS-ATT	265-550	227-626	2 11/17/13	ROBERT MORRIS	w 87-49	21600
Field goal pct	.482	.363	2 11/19/13	TEXAS-ARLINGTON	w 105-76	20305
3 POINT FG-ATT	53-163	57-183	2 11/25/13	CLEVELAND STATE	w 68-61	21067
3-point FG pct	.325	.311	2 11/27/13	EASTERN MICHIGAN	w 81-63	22721
3-pt FG made per game	5.3	5.7	3 12/01/13	vs Providence	w 79-65	8086
FREE THROWS-ATT	225-336	123-178	4 12/06/13	vs Baylor	L 62-67	12818
Free throw pct	.670	.691	12/10/13	BOISE STATE	w 70-55	21565
F-Throws made per game	22.5	12.3	1-Champions Classic (United Center; Chicago, Ill.);			
REBOUNDS	443	319	2-Keightley Classic (Rupp Arena; Lexington, Ky.);			
Rebounds per game	44.3	31.9	3-Barclays Center; Brooklyn, NY;			
Rebounding margin	+12.4	-	4-Big 12/SEC Challenge (AT&T Stadium; Arlington, Texas);			
ASSISTS	129	94	* = Conference game			
Assists per game	12.9	9.4				
TURNOVERS	132	110				
Turnovers per game	13.2	11.0				
Turnover margin	-2.2	-				
Assist/turnover ratio	1.0	0.9				
STEALS	40	56				
Steals per game	4.0	5.6				
BLOCKS	78	22				
Blocks per game	7.8	2.2				
ATTENDANCE	152596	43615				
Home games-Avg/Game	7-21799	0-0				
Neutral site-Avg/Game	-	3-14538				

Score by Periods	1st	2nd	Totals
Kentucky	387	421	808
Opponents	314	320	634

2013-14 UK Basketball
Kentucky Combined Team Statistics (as of Dec 11, 2013)
Last Five

RECORD:	OVERALL	HOME	AWAY	NEUTRAL
ALL GAMES	4-1	3-0	0-0	1-1
CONFERENCE	0-0	0-0	0-0	0-0
NON-CONFERENCE	4-1	3-0	0-0	1-1

##	Player	gp-gs	min	avg	Total		3-Point		F-Throw		Rebounds				pf	dq	a	to	blk	stl	pts	avg		
					fg-fga	fg%	3fg-fga	3fg%	ft-fta	ft%	off	def	tot	avg										
02	Harrison, Aaron	5-5	180	36.0	25-50	.500	8-21	.381	18-23	.783	2	15	17	3.4	13	0	13	8	0	3	76	15.2		
30	Randle, Julius	5-5	160	32.0	24-51	.471	0-1	.000	26-34	.765	19	33	52	10.4	8	0	11	18	2	1	74	14.8		
01	Young, James	5-5	178	35.6	21-52	.404	12-32	.375	14-19	.737	4	21	25	5.0	7	0	9	17	1	2	68	13.6		
15	Cauley-Stein, Willie	5-3	149	29.8	23-36	.639	0-0	.000	9-19	.474	12	18	30	6.0	11	0	5	5	32	4	55	11.0		
05	Harrison, Andrew	5-5	135	27.0	12-33	.364	1-10	.100	23-29	.793	1	5	6	1.2	20	1	17	13	2	0	48	9.6		
22	Poythress, Alex	5-0	76	15.2	5-12	.417	2-3	.667	3-6	.500	8	11	19	3.8	8	0	1	6	3	1	15	3.0		
44	Johnson, Dakari	5-0	36	7.2	4-7	.571	0-0	.000	3-6	.500	7	7	14	2.8	6	0	0	1	0	0	11	2.2		
25	Hawkins, Dominique	5-0	66	13.2	3-8	.375	1-5	.200	2-4	.500	0	4	4	0.8	8	0	3	3	0	1	9	1.8		
00	Lee, Marcus	4-2	16	4.0	2-5	.400	0-0	.000	0-1	.000	1	5	6	1.5	3	0	0	0	2	0	4	1.0		
03	Polson, Jarrod	2-0	3	1.5	0-0	.000	0-0	.000	0-0	.000	0	0	0	0.0	0	0	0	0	0	0	0	0.0		
35	Willis, Derek	1-0	1	1.0	0-0	.000	0-0	.000	0-0	.000	0	0	0	0.0	0	0	0	0	0	0	0	0.0		
Team											11	13	24											
Total.....		5	1000		119-254	.469	24-72	.333	98-141	.695	65	132	197	39.4	84	1	59	73	42	12	360	72.0		
Opponents.....		5	1000		112-310	.361	26-81	.321	61-83	.735	76	90	166	33.2	116	6	46	51	15	33	311	62.2		

TEAM STATISTICS	UK	OPP	Date	Opponent	Score	Att.
SCORING	360	311	2	11/25/13	CLEVELAND STATE	w 68-61 21067
Points per game	72.0	62.2	2	11/27/13	EASTERN MICHIGAN	w 81-63 22721
Scoring margin	+9.8	-	3	12/01/13	vs Providence	w 79-65 8086
FIELD GOALS-ATT	119-254	112-310	4	12/06/13	vs Baylor	L 62-67 12818
Field goal pct	.469	.361		12/10/13	BOISE STATE	w 70-55 21565
3 POINT FG-ATT	24-72	26-81	1-Champions Classic (United Center; Chicago, Ill.);			
3-point FG pct	.333	.321	2-Keightley Classic (Rupp Arena; Lexingt, Ky.);			
3-pt FG made per game	4.8	5.2	3-Barclays Center; Brooklyn, NY;			
FREE THROWS-ATT	98-141	61-83	4-Big 12/SEC Challenge (AT&T Stadium; Arlington, Texas);			
Free throw pct	.695	.735	* = Conference game			
F-Throws made per game	19.6	12.2				
REBOUNDS	197	166				
Rebounds per game	39.4	33.2				
Rebounding margin	+6.2	-				
ASSISTS	59	46				
Assists per game	11.8	9.2				
TURNOVERS	73	51				
Turnovers per game	14.6	10.2				
Turnover margin	-4.4	-				
Assist/turnover ratio	0.8	0.9				
STEALS	12	33				
Steals per game	2.4	6.6				
BLOCKS	42	15				
Blocks per game	8.4	3.0				
ATTENDANCE	65353	20904				
Home games-Avg/Game	3-21784	0-0				
Neutral site-Avg/Game	-	2-10452				

Score by Periods	1st	2nd	Totals
Kentucky	180	180	360
Opponents	164	147	311

2013-14 UK Basketball
Kentucky Team Game-by-Game (as of Dec 11, 2013)
All games

TEAM STATISTICS

Opponent	Date	Score	W	Total		3-Pointers		Free throws		Rebounds				pf	a	t/o	blk	stl	pts	avg
				fg-fga	pct	3fg-fga	pct	ft-fa	pct	off	def	tot	avg							
UNC ASHEVILLE	11/08/13	89-57	W	28-60	.467	3-11	.273	30-48	.625	19	30	49	49.0	20	12	7	6	8	89	89.0
NORTHERN KENTUCKY	11/10/13	93-63	W	30-55	.545	7-22	.318	26-38	.684	16	35	51	50.0	14	12	12	5	3	93	91.0
vs Michigan State	11/12/13	74-78	L	25-55	.455	4-20	.200	20-36	.556	18	26	44	48.0	19	8	17	6	1	74	85.3
ROBERT MORRIS	11/17/13	87-49	W	28-57	.491	7-19	.368	24-34	.706	17	39	56	50.0	19	20	15	11	9	87	85.8
TEXAS-ARLINGTON	11/19/13	105-76	W	35-69	.507	8-19	.421	27-39	.692	20	26	46	49.2	21	18	8	8	7	105	89.6
CLEVELAND STATE	11/25/13	68-61	W	19-53	.358	3-14	.214	27-35	.771	18	24	42	48.0	17	10	11	7	2	68	86.0
EASTERN MICHIGAN	11/27/13	81-63	W	25-58	.431	3-16	.188	28-40	.700	19	33	52	48.6	17	11	20	9	3	81	85.3
vs Providence	12/01/13	79-65	W	27-42	.643	6-8	.750	19-25	.760	7	28	35	46.9	22	12	14	11	3	79	84.5
vs Baylor	12/06/13	62-67	L	21-50	.420	8-17	.471	12-23	.522	10	15	25	44.4	16	19	9	5	0	62	82.0
BOISE STATE	12/10/13	70-55	W	27-51	.529	4-17	.235	12-18	.667	11	32	43	44.3	12	7	19	10	4	70	80.8
Kentucky		808		265-550	.482	53-163	.325	225-336	.670	155	288	443	44.3	177	129	132	78	40	808	80.8
Opponents		634		227-626	.363	57-183	.311	123-178	.691	139	180	319	31.9	255	94	110	22	56	634	63.4

Games played: 10
Points/game: 80.8
FG Pct: 48.2
3FG Pct: 32.5
FT Pct: 67.0

Rebounds/game: 44.3
Assists/game: 12.9
Turnovers/game: 13.2
Assist/turnover ratio: 1.0
Steals/game: 4.0
Blocks/game: 7.8

2013-14 UK Basketball
Kentucky Opponent Game-by-Game (as of Dec 11, 2013)
All games

OPPONENT STATISTICS

Opponent	Date	Score		Total		3-Pointers		Free throws		Rebounds				pf	a	t/o	blk	stl	pts	avg
				fg-fga	pct	3fg-fga	pct	ft-fa	pct	off	def	tot	avg							
UNC ASHEVILLE	11/08/13	89-57	W	22-57	.386	3-13	.231	10-21	.476	11	20	31	31.0	32	9	15	3	1	57	57.0
NORTHERN KENTUCKY	11/10/13	93-63	W	21-64	.328	9-35	.257	12-15	.800	9	14	23	27.0	25	7	7	0	2	63	60.0
vs Michigan State	11/12/13	74-78	L	30-63	.476	5-12	.417	13-17	.765	10	22	32	28.7	27	17	7	3	13	78	66.0
ROBERT MORRIS	11/17/13	87-49	W	16-69	.232	6-23	.261	11-20	.550	18	15	33	29.8	26	6	14	1	4	49	61.8
TEXAS-ARLINGTON	11/19/13	105-76	W	26-63	.413	8-19	.421	16-22	.727	15	19	34	30.6	29	9	16	0	3	76	64.6
CLEVELAND STATE	11/25/13	68-61	W	21-59	.356	5-15	.333	14-15	.933	14	21	35	31.3	28	10	11	1	7	61	64.0
EASTERN MICHIGAN	11/27/13	81-63	W	24-66	.364	4-19	.211	11-17	.647	12	21	33	31.6	31	9	13	4	9	63	63.9
vs Providence	12/01/13	79-65	W	19-61	.311	10-19	.526	17-23	.739	18	12	30	31.4	22	8	6	3	5	65	64.0
vs Baylor	12/06/13	62-67	L	26-55	.473	2-11	.182	13-22	.591	18	23	41	32.4	18	14	13	6	4	67	64.3
BOISE STATE	12/10/13	70-55	W	22-69	.319	5-17	.294	6-6	1.000	14	13	27	31.9	17	5	8	1	8	55	63.4
Opponents		634		227-626	.363	57-183	.311	123-178	.691	139	180	319	31.9	255	94	110	22	56	634	63.4
Kentucky		808		265-550	.482	53-163	.325	225-336	.670	155	288	443	44.3	177	129	132	78	40	808	80.8

Games played: 10
Points/game: 63.4
FG Pct: 36.3
3FG Pct: 31.1
FT Pct: 69.1

Rebounds/game: 31.9
Assists/game: 9.4
Turnovers/game: 11.0
Assist/turnover ratio: 0.9
Steals/game: 5.6
Blocks/game: 2.2

2013-14 UK Basketball
Kentucky Team Game-by-Game Comparison (as of Dec 11, 2013)
All games

Opponent	1st	2nd	Score	Mar	Total FG	FG Pct	3-Pointers	3FG Pct	Free Throws	FT Pct	Rebounds	Assist	T/Over	Block	Steal	Fouls
UNC ASHEVILLE	41/31	48/26	89-57	+32	28-60/22-57	.467/.386	3-11/3-13	.273/.231	30-48/10-21	.625/.476	49/31 +18	12/9	7/15	6/3	8/1	20/32
NORTHERN KENTUCKY	48/22	45/41	93-63	+30	30-55/21-64	.545/.328	7-22/9-35	.318/.257	26-38/12-15	.684/.800	51/23 +28	12/7	12/7	5/0	3/2	14/25
Michigan State	32/44	42/34	74-78	(4)	25-55/30-63	.455/.476	4-20/5-12	.200/.417	20-36/13-17	.556/.765	44/32 +12	8/17	17/7	6/3	1/13	19/27
ROBERT MORRIS	44/20	43/29	87-49	+38	28-57/16-69	.491/.232	7-19/6-23	.368/.261	24-34/11-20	.706/.550	56/33 +23	20/6	15/14	11/1	9/4	19/26
TEXAS-ARLINGTON	42/33	63/43	105-76	+29	35-69/26-63	.507/.413	8-19/8-19	.421/.421	27-39/16-22	.692/.727	46/34 +12	18/9	8/16	8/0	7/3	21/29
CLEVELAND STATE	27/31	41/30	68-61	+7	19-53/21-59	.358/.356	3-14/5-15	.214/.333	27-35/14-15	.771/.933	42/35 +7	10/10	11/11	7/1	2/7	17/28
EASTERN MICHIGAN	35/32	46/31	81-63	+18	25-58/24-66	.431/.364	3-16/4-19	.188/.211	28-40/11-17	.700/.647	52/33 +19	11/9	20/13	9/4	3/9	17/31
Providence	39/35	40/30	79-65	+14	27-42/19-61	.643/.311	6-8/10-19	.750/.526	19-25/17-23	.760/.739	35/30 +5	12/8	14/6	11/3	3/5	22/22
Baylor	38/35	24/32	62-67	(5)	21-50/26-55	.420/.473	8-17/2-11	.471/.182	12-23/13-22	.522/.591	25/41 (16)	19/14	9/13	5/6	0/4	16/18
BOISE STATE	41/31	29/24	70-55	+15	27-51/22-69	.529/.319	4-17/5-17	.235/.294	12-18/6-6	.667/1000	43/27 +16	7/5	19/8	10/1	4/8	12/17

Note: Game totals are displayed in the format TEAM/OPPONENT for each category

2013-14 UK Basketball
Kentucky Team Game-by-Game Comparison (as of Dec 11, 2013)
All games -- 1st half only

Opponent	1st	2nd	Score	Mar	Total FG	FG Pct	3-Pointers	3FG Pct	Free Throws	FT Pct	Rebounds	Assist	T/Over	Block	Steal	Fouls
UNC ASHEVILLE	41/31	48/26	89-57	+32	11-29/12-29	.379/.414	2-6/2-7	.333/.286	17-31/5-11	.548/.455	24/19 +5	4/5	4/10	4/1	3/1	12/19
NORTHERN KENTUCKY	48/22	45/41	93-63	+30	18-33/9-31	.545/.290	5-13/3-18	.385/.167	7-12/1-3	.583/.333	29/12 +17	9/3	4/4	2/0	0/1	4/8
Michigan State	32/44	42/34	74-78	(4)	11-27/18-31	.407/.581	4-11/3-6	.364/.500	6-10/5-5	.600/1000	16/16 -	4/10	9/5	2/1	1/7	7/11
ROBERT MORRIS	44/20	43/29	87-49	+38	13-30/6-30	.433/.200	4-12/2-7	.333/.286	14-16/6-10	.875/.600	29/14 +15	8/3	10/9	5/0	6/3	9/13
TEXAS-ARLINGTON	42/33	63/43	105-76	+29	16-34/13-32	.471/.406	3-9/4-8	.333/.500	7-9/3-4	.778/.750	17/21 (4)	8/6	4/10	5/0	4/2	7/10
CLEVELAND STATE	27/31	41/30	68-61	+7	7-26/11-32	.269/.344	0-6/1-6	.000/.167	13-18/8-9	.722/.889	22/20 +2	3/5	7/5	6/1	1/5	8/13
EASTERN MICHIGAN	35/32	46/31	81-63	+18	10-23/12-31	.435/.387	1-8/2-8	.125/.250	14-21/6-9	.667/.667	21/16 +5	4/5	11/7	4/2	1/6	9/18
Providence	39/35	40/30	79-65	+14	16-26/11-33	.615/.333	4-5/6-8	.800/.750	3-6/7-11	.500/.636	20/16 +4	7/6	7/1	6/3	0/3	8/7
Baylor	38/35	24/32	62-67	(5)	14-30/15-29	.467/.517	6-10/2-7	.600/.286	4-10/3-5	.400/.600	15/18 (3)	12/8	3/7	3/4	0/1	5/6
BOISE STATE	41/31	29/24	70-55	+15	17-31/14-34	.548/.412	4-13/3-9	.308/.333	3-7/0-0	.429/.000	23/12 +11	5/4	9/5	5/0	2/4	4/6

Note: Game totals are displayed in the format TEAM/OPPONENT for each category

2013-14 UK Basketball
Kentucky Team Game-by-Game Comparison (as of Dec 11, 2013)
All games -- 2nd half only

Opponent	1st	2nd	Score	Mar	Total FG	FG Pct	3-Pointers	3FG Pct	Free Throws	FT Pct	Rebounds	Assist	T/Over	Block	Steal	Fouls
UNC ASHEVILLE	41/31	48/26	89-57	+32	17-31/10-28	.548/.357	1-5/1-6	.200/.167	13-17/5-10	.765/.500	25/12 +13	8/4	3/5	2/2	5/0	8/13
NORTHERN KENTUCKY	48/22	45/41	93-63	+30	12-22/12-33	.545/.364	2-9/6-17	.222/.353	19-26/11-12	.731/.917	22/11 +11	3/4	8/3	3/0	3/1	10/17
Michigan State	32/44	42/34	74-78	(4)	14-28/12-32	.500/.375	0-9/2-6	.000/.333	14-26/8-12	.538/.667	28/16 +12	4/7	8/2	4/2	0/6	12/16
ROBERT MORRIS	44/20	43/29	87-49	+38	15-27/10-39	.556/.256	3-7/4-16	.429/.250	10-18/5-10	.556/.500	27/19 +8	12/3	5/5	6/1	3/1	10/13
TEXAS-ARLINGTON	42/33	63/43	105-76	+29	19-35/13-31	.543/.419	5-10/4-11	.500/.364	20-30/13-18	.667/.722	29/13 +16	10/3	4/6	3/0	3/1	14/19
CLEVELAND STATE	27/31	41/30	68-61	+7	12-27/10-27	.444/.370	3-8/4-9	.375/.444	14-17/6-6	.824/1000	20/15 +5	7/5	4/6	1/0	1/2	9/15
EASTERN MICHIGAN	35/32	46/31	81-63	+18	15-35/12-35	.429/.343	2-8/2-11	.250/.182	14-19/5-8	.737/.625	31/17 +14	7/4	9/6	5/2	2/3	8/13
Providence	39/35	40/30	79-65	+14	11-16/8-28	.688/.286	2-3/4-11	.667/.364	16-19/10-12	.842/.833	15/14 +1	5/2	7/5	5/0	3/2	14/15
Baylor	38/35	24/32	62-67	(5)	7-20/11-26	.350/.423	2-7/0-4	.286/.000	8-13/10-17	.615/.588	10/23 (13)	7/6	6/6	2/2	0/3	11/12
BOISE STATE	41/31	29/24	70-55	+15	10-20/8-35	.500/.229	0-4/2-8	.000/.250	9-11/6-6	.818/1000	20/15 +5	2/1	10/3	5/1	2/4	8/11

Note: Game totals are displayed in the format TEAM/OPPONENT for each category

2013-14 UK Basketball
Kentucky Individual Game-by-Game (as of Dec 11, 2013)
All games

#00 Lee, Marcus

Opponent	Date	gs	min	Total		3-Pointers		Free throws		Rebounds				pf	a	t/o	blk	stl	pts	avg	
				fg-fga	pct	3fg-fga	pct	ft-fga	pct	off	def	tot	avg								
UNC ASHEVILLE	11/08/13		15	7-8	.875	0-0	.000	3-7	.429	1	0	1	1.0	1	0	0	0	0	17	17.0	
NORTHERN KENTUCKY	11/10/13		14	1-2	.500	0-0	.000	1-2	.500	3	3	6	3.5	0	0	1	2	0	3	10.0	
vs Michigan State	11/12/13		1	0-0	.000	0-0	.000	0-0	.000	0	1	1	2.7	0	0	0	0	0	0	6.7	
ROBERT MORRIS	11/17/13	*	10	1-1	1.000	0-0	.000	0-0	.000	2	1	3	2.8	2	1	0	2	0	2	5.5	
TEXAS-ARLINGTON	11/19/13	*	12	4-5	.800	0-0	.000	2-2	1.000	2	0	2	2.6	2	0	0	3	0	10	6.4	
CLEVELAND STATE	11/25/13	*	4	1-2	.500	0-0	.000	0-0	.000	0	1	1	2.3	1	0	0	1	0	2	5.7	
EASTERN MICHIGAN	11/27/13	*	8	1-3	.333	0-0	.000	0-0	.000	1	2	3	2.4	0	0	0	1	0	2	5.1	
vs Providence	12/01/13		0	0-0	.000	0-0	.000	0-0	.000	0	0	0	2.1	0	0	0	0	0	0	4.5	
vs Baylor	12/06/13		4	0-0	.000	0-0	.000	0-1	.000	0	2	2	2.1	2	0	0	0	0	0	4.0	
Totals			4	68	15-21	.714	0-0	.000	6-12	.500	9	10	19	2.1	8	1	1	9	0	36	4.0

Games played: 9
Minutes/game: 7.6
Points/game: 4.0
FG Pct: 71.4
FT Pct: 50.0

Rebounds/game: 2.1
Assists/game: 0.1
Turnovers/game: 0.1
Assist/turnover ratio: 1.0
Blocks/game: 1.0

#01 Young, James

Opponent	Date	gs	min	Total		3-Pointers		Free throws		Rebounds				pf	a	t/o	blk	stl	pts	avg	
				fg-fga	pct	3fg-fga	pct	ft-fga	pct	off	def	tot	avg								
UNC ASHEVILLE	11/08/13	*	29	3-10	.300	2-5	.400	3-6	.500	2	2	4	4.0	2	1	1	1	0	11	11.0	
NORTHERN KENTUCKY	11/10/13	*	27	2-8	.250	1-6	.167	0-0	.000	0	1	1	2.5	0	1	2	0	0	5	8.0	
vs Michigan State	11/12/13	*	34	7-16	.438	3-11	.273	2-5	.400	2	2	4	3.0	0	2	1	0	1	19	11.7	
ROBERT MORRIS	11/17/13	*	24	4-11	.364	1-6	.167	1-2	.500	0	3	3	3.0	2	2	3	0	2	10	11.3	
TEXAS-ARLINGTON	11/19/13	*	29	8-14	.571	5-10	.500	5-7	.714	1	1	2	2.8	3	3	0	0	2	26	14.2	
CLEVELAND STATE	11/25/13	*	39	3-11	.273	1-4	.250	2-2	1.000	2	3	5	3.2	1	3	3	1	0	9	13.3	
EASTERN MICHIGAN	11/27/13	*	37	1-8	.125	0-6	.000	4-5	.800	1	5	6	3.6	2	4	5	0	1	6	12.3	
vs Providence	12/01/13	*	33	5-7	.714	3-4	.750	5-6	.833	0	3	3	3.5	4	1	2	0	1	18	13.0	
vs Baylor	12/06/13	*	38	5-11	.455	4-7	.571	0-2	.000	0	2	2	3.3	0	1	2	0	0	14	13.1	
BOISE STATE	12/10/13	*	31	7-15	.467	4-11	.364	3-4	.750	1	8	9	3.9	0	0	5	0	0	21	13.9	
Totals			10	321	45-111	.405	24-70	.343	25-39	.641	9	30	39	3.9	14	18	24	2	7	139	13.9

Games played: 10
Minutes/game: 32.1
Points/game: 13.9
FG Pct: 40.5
3FG Pct: 34.3
FT Pct: 64.1

Rebounds/game: 3.9
Assists/game: 1.8
Turnovers/game: 2.4
Assist/turnover ratio: 0.8
Steals/game: 0.7
Blocks/game: 0.2

#02 Harrison, Aaron

Opponent	Date	gs	min	Total		3-Pointers		Free throws		Rebounds				pf	a	t/o	blk	stl	pts	avg	
				fg-fga	pct	3fg-fga	pct	ft-fga	pct	off	def	tot	avg								
UNC ASHEVILLE	11/08/13	*	32	3-8	.375	1-3	.333	3-6	.500	0	5	5	5.0	2	0	2	1	4	10	10.0	
NORTHERN KENTUCKY	11/10/13	*	23	6-10	.600	1-5	.200	3-4	.750	1	0	1	3.0	3	1	0	1	1	16	13.0	
vs Michigan State	11/12/13	*	18	1-7	.143	0-5	.000	1-2	.500	0	1	1	2.3	2	2	2	1	0	3	9.7	
ROBERT MORRIS	11/17/13	*	27	7-12	.583	4-7	.571	10-10	1.000	1	3	4	2.8	1	3	2	1	2	28	14.3	
TEXAS-ARLINGTON	11/19/13	*	29	2-11	.182	0-5	.000	1-2	.500	0	2	2	2.6	1	2	3	0	0	5	12.4	
CLEVELAND STATE	11/25/13	*	32	3-8	.375	1-3	.333	4-6	.667	1	0	1	2.3	3	0	0	0	0	11	12.2	
EASTERN MICHIGAN	11/27/13	*	37	5-12	.417	3-7	.429	9-11	.818	0	7	7	3.0	3	2	0	0	0	22	13.6	
vs Providence	12/01/13	*	38	7-9	.778	1-2	.500	0-1	.000	1	2	3	3.0	3	4	2	0	0	15	13.8	
vs Baylor	12/06/13	*	35	4-9	.444	3-5	.600	4-4	1.000	0	2	2	2.9	4	6	3	0	0	15	13.9	
BOISE STATE	12/10/13	*	38	6-12	.500	0-4	.000	1-1	1.000	0	4	4	3.0	0	1	3	0	3	13	13.8	
Totals			10	309	44-98	.449	14-46	.304	36-47	.766	4	26	30	3.0	22	21	17	4	10	138	13.8

Games played: 10
Minutes/game: 30.9
Points/game: 13.8
FG Pct: 44.9
3FG Pct: 30.4
FT Pct: 76.6

Rebounds/game: 3.0
Assists/game: 2.1
Turnovers/game: 1.7
Assist/turnover ratio: 1.2
Steals/game: 1.0
Blocks/game: 0.4

2013-14 UK Basketball
Kentucky Individual Game-by-Game (as of Dec 11, 2013)
All games

#03 Polson, Jarrod

Opponent	Date	gs	min	Total		3-Pointers		Free throws		Rebounds				pf	a	t/o	blk	stl	pts	avg
				fg-fga	pct	3fg-fga	pct	ft-fa	pct	off	def	tot	avg							
UNC ASHEVILLE	11/08/13		7	0-0	.000	0-0	.000	0-0	.000	0	0	0	0.0	0	0	0	0	0	0	0.0
NORTHERN KENTUCKY	11/10/13		6	0-0	.000	0-0	.000	0-0	.000	0	0	0	0.0	2	0	1	0	0	0	0.0
ROBERT MORRIS	11/17/13		4	0-0	.000	0-0	.000	0-0	.000	0	0	0	0.0	1	1	0	0	0	0	0.0
TEXAS-ARLINGTON	11/19/13		3	0-0	.000	0-0	.000	0-0	.000	0	0	0	0.0	0	1	0	0	0	0	0.0
EASTERN MICHIGAN	11/27/13		2	0-0	.000	0-0	.000	0-0	.000	0	0	0	0.0	0	0	0	0	0	0	0.0
BOISE STATE	12/10/13		1	0-0	.000	0-0	.000	0-0	.000	0	0	0	0.0	0	0	0	0	0	0	0.0
Totals		0	23	0-0	.000	0-0	.000	0-0	.000	0	0	0	0.0	3	2	1	0	0	0	0.0

Games played: 6
Minutes/game: 3.8

Assists/game: 0.3
Turnovers/game: 0.2
Assist/turnover ratio: 2.0

#04 Hood, Jon

Opponent	Date	gs	min	Total		3-Pointers		Free throws		Rebounds				pf	a	t/o	blk	stl	pts	avg
				fg-fga	pct	3fg-fga	pct	ft-fa	pct	off	def	tot	avg							
UNC ASHEVILLE	11/08/13		6	0-1	.000	0-1	.000	0-0	.000	0	0	0	0.0	0	1	0	0	1	0	0.0
NORTHERN KENTUCKY	11/10/13		6	1-2	.500	1-2	.500	2-2	1.000	0	1	1	0.5	2	1	2	0	0	5	2.5
ROBERT MORRIS	11/17/13		4	0-1	.000	0-0	.000	0-0	.000	0	0	0	0.3	0	1	0	0	0	0	1.7
TEXAS-ARLINGTON	11/19/13		2	0-0	.000	0-0	.000	2-2	1.000	0	0	0	0.3	0	0	0	0	1	2	1.8
Totals		0	18	1-4	.250	1-3	.333	4-4	1.000	0	1	1	0.3	2	3	2	0	2	7	1.8

Games played: 4
Minutes/game: 4.5
Points/game: 1.8
FG Pct: 25.0
3FG Pct: 33.3
FT Pct: 100.0

Rebounds/game: 0.3
Assists/game: 0.8
Turnovers/game: 0.5
Assist/turnover ratio: 1.5
Steals/game: 0.5

#05 Harrison, Andrew

Opponent	Date	gs	min	Total		3-Pointers		Free throws		Rebounds				pf	a	t/o	blk	stl	pts	avg
				fg-fga	pct	3fg-fga	pct	ft-fa	pct	off	def	tot	avg							
UNC ASHEVILLE	11/08/13	*	29	1-3	.333	0-1	.000	6-9	.667	0	0	0	0.0	3	5	1	0	0	8	8.0
NORTHERN KENTUCKY	11/10/13	*	26	4-7	.571	2-3	.667	3-3	1.000	0	2	2	1.0	2	2	1	0	0	13	10.5
vs Michigan State	11/12/13	*	38	3-6	.500	1-1	1.000	4-4	1.000	0	1	1	1.0	4	3	4	0	0	11	10.7
ROBERT MORRIS	11/17/13	*	29	2-4	.500	2-4	.500	2-4	.500	0	8	8	2.8	3	2	2	0	1	8	10.0
TEXAS-ARLINGTON	11/19/13	*	29	3-7	.429	2-2	1.000	7-8	.875	2	1	3	2.8	3	6	2	0	1	15	11.0
CLEVELAND STATE	11/25/13	*	21	4-9	.444	0-4	.000	4-5	.800	0	0	0	2.3	5	5	1	0	0	12	11.2
EASTERN MICHIGAN	11/27/13	*	26	2-6	.333	0-1	.000	4-5	.800	0	0	0	2.0	4	3	5	1	0	8	10.7
vs Providence	12/01/13	*	22	0-2	.000	0-0	.000	8-8	1.000	0	2	2	2.0	4	1	3	0	0	8	10.4
vs Baylor	12/06/13	*	35	2-9	.222	1-4	.250	2-4	.500	1	0	1	1.9	4	6	1	1	0	7	10.0
BOISE STATE	12/10/13	*	31	4-7	.571	0-1	.000	5-7	.714	0	3	3	2.0	3	2	3	0	0	13	10.3
Totals		10	286	25-60	.417	8-21	.381	45-57	.789	3	17	20	2.0	35	35	23	2	2	103	10.3

Games played: 10
Minutes/game: 28.6
Points/game: 10.3
FG Pct: 41.7
3FG Pct: 38.1
FT Pct: 78.9

Rebounds/game: 2.0
Assists/game: 3.5
Turnovers/game: 2.3
Assist/turnover ratio: 1.5
Steals/game: 0.2
Blocks/game: 0.2

2013-14 UK Basketball
Kentucky Individual Game-by-Game (as of Dec 11, 2013)
All games

#15 Cauley-Stein, Willie

Opponent	Date	gs	min	Total		3-Pointers		Free throws		Rebounds				pf	a	t/o	blk	stl	pts	avg	
				fg-fga	pct	3fg-fga	pct	ft-fta	pct	off	def	tot	avg								
UNC ASHEVILLE	11/08/13	*	18	1-3	.333	0-0	.000	1-2	.500	4	2	6	6.0	3	4	0	4	3	3	3.0	
NORTHERN KENTUCKY	11/10/13	*	20	3-5	.600	0-0	.000	1-2	.500	5	6	11	8.5	2	0	0	0	1	7	5.0	
vs Michigan State	11/12/13	*	27	2-4	.500	0-0	.000	1-3	.333	3	4	7	8.0	2	0	1	2	0	5	5.0	
ROBERT MORRIS	11/17/13		25	2-4	.500	0-0	.000	3-6	.500	4	9	13	9.3	2	2	2	4	1	7	5.5	
TEXAS-ARLINGTON	11/19/13		24	6-8	.750	0-0	.000	2-3	.667	4	6	10	9.4	4	1	0	1	2	14	7.2	
CLEVELAND STATE	11/25/13		30	3-6	.500	0-0	.000	5-7	.714	1	3	4	8.5	1	0	0	4	2	11	7.8	
EASTERN MICHIGAN	11/27/13		25	6-12	.500	0-0	.000	3-7	.429	3	5	8	8.4	2	2	2	7	1	15	8.9	
vs Providence	12/01/13	*	36	7-8	.875	0-0	.000	1-1	1.000	3	5	8	8.4	4	1	1	9	0	15	9.6	
vs Baylor	12/06/13	*	33	4-7	.571	0-0	.000	0-2	.000	1	2	3	7.8	2	2	0	3	0	8	9.4	
BOISE STATE	12/10/13	*	25	3-3	1.000	0-0	.000	0-2	.000	4	3	7	7.7	2	0	2	9	1	6	9.1	
Totals			6	263	37-60	.617	0-0	.000	17-35	.486	32	45	77	7.7	24	12	8	43	11	91	9.1

Games played: 10
Minutes/game: 26.3
Points/game: 9.1
FG Pct: 61.7
FT Pct: 48.6

Rebounds/game: 7.7
Assists/game: 1.2
Turnovers/game: 0.8
Assist/turnover ratio: 1.5
Steals/game: 1.1
Blocks/game: 4.3

#22 Poythress, Alex

Opponent	Date	gs	min	Total		3-Pointers		Free throws		Rebounds				pf	a	t/o	blk	stl	pts	avg	
				fg-fga	pct	3fg-fga	pct	ft-fta	pct	off	def	tot	avg								
UNC ASHEVILLE	11/08/13		21	5-9	.556	0-1	.000	0-1	.000	6	7	13	13.0	2	0	0	0	0	10	10.0	
NORTHERN KENTUCKY	11/10/13		20	4-7	.571	1-2	.500	0-0	.000	1	6	7	10.0	1	2	0	0	1	9	9.5	
vs Michigan State	11/12/13		27	2-6	.333	0-2	.000	3-4	.750	7	5	12	10.7	2	0	1	3	0	7	8.7	
ROBERT MORRIS	11/17/13		12	1-5	.200	0-1	.000	0-2	.000	2	2	4	9.0	2	3	2	0	1	2	7.0	
TEXAS-ARLINGTON	11/19/13		15	0-2	.000	0-0	.000	0-2	.000	1	3	4	8.0	2	1	0	1	0	0	5.6	
CLEVELAND STATE	11/25/13		15	2-6	.333	1-2	.500	2-2	1.000	3	4	7	7.8	1	0	1	1	0	7	5.8	
EASTERN MICHIGAN	11/27/13		23	1-1	1.000	0-0	.000	1-2	.500	2	4	6	7.6	1	0	2	0	1	3	5.4	
vs Providence	12/01/13		15	2-3	.667	1-1	1.000	0-0	.000	0	1	1	6.8	1	0	2	2	0	5	5.4	
vs Baylor	12/06/13		6	0-1	.000	0-0	.000	0-2	.000	1	1	2	6.2	3	0	1	0	0	0	4.8	
BOISE STATE	12/10/13		17	0-1	.000	0-0	.000	0-0	.000	2	1	3	5.9	2	1	0	0	0	0	4.3	
Totals			0	171	17-41	.415	3-9	.333	6-15	.400	25	34	59	5.9	17	7	9	7	3	43	4.3

Games played: 10
Minutes/game: 17.1
Points/game: 4.3
FG Pct: 41.5
3FG Pct: 33.3
FT Pct: 40.0

Rebounds/game: 5.9
Assists/game: 0.7
Turnovers/game: 0.9
Assist/turnover ratio: 0.8
Steals/game: 0.3
Blocks/game: 0.7

2013-14 UK Basketball
Kentucky Individual Game-by-Game (as of Dec 11, 2013)
All games

#24 Floreal, E.J.

Opponent	Date	gs	min	Total		3-Pointers		Free throws		Rebounds				pf	a	t/o	blk	stl	pts	avg
				fg-fga	pct	3fg-fga	pct	ft-fta	pct	off	def	tot	avg							
ROBERT MORRIS	11/17/13		2	1-1	1.000	0-0	.000	0-0	.000	0	1	1	1.0	1	0	0	1	1	2	2.0
Totals		0	2	1-1	1.000	0-0	.000	0-0	.000	0	1	1	1.0	1	0	0	1	1	2	2.0

Games played: 1
Minutes/game: 2.0
Points/game: 2.0
FG Pct: 100.0

Rebounds/game: 1.0
Steals/game: 1.0
Blocks/game: 1.0

#25 Hawkins, Dominique

Opponent	Date	gs	min	Total		3-Pointers		Free throws		Rebounds				pf	a	t/o	blk	stl	pts	avg
				fg-fga	pct	3fg-fga	pct	ft-fta	pct	off	def	tot	avg							
UNC ASHEVILLE	11/08/13		4	0-0	.000	0-0	.000	0-0	.000	0	1	1	1.0	0	0	0	0	0	0	0.0
NORTHERN KENTUCKY	11/10/13		6	0-1	.000	0-1	.000	0-0	.000	0	1	1	1.0	0	1	0	0	0	0	0.0
vs Michigan State	11/12/13		6	0-0	.000	0-0	.000	0-0	.000	0	0	0	0.7	1	0	0	0	0	0	0.0
ROBERT MORRIS	11/17/13		18	2-4	.500	0-1	.000	0-0	.000	1	0	1	0.8	1	3	0	1	1	4	1.0
TEXAS-ARLINGTON	11/19/13		13	1-3	.333	1-1	1.000	0-1	.000	0	1	1	0.8	2	0	0	0	1	3	1.4
CLEVELAND STATE	11/25/13		14	0-1	.000	0-1	.000	1-2	.500	0	1	1	0.8	3	0	1	0	0	1	1.3
EASTERN MICHIGAN	11/27/13		10	0-1	.000	0-1	.000	1-2	.500	0	1	1	0.9	1	0	1	0	0	1	1.3
vs Providence	12/01/13		17	2-2	1.000	1-1	1.000	0-0	.000	0	1	1	0.9	1	1	0	0	1	5	1.8
vs Baylor	12/06/13		7	1-2	.500	0-1	.000	0-0	.000	0	1	1	0.9	0	0	0	0	0	2	1.8
BOISE STATE	12/10/13		18	0-2	.000	0-1	.000	0-0	.000	0	0	0	0.8	3	2	1	0	0	0	1.6
Totals		0	113	6-16	.375	2-8	.250	2-5	.400	1	7	8	0.8	12	7	3	1	3	16	1.6

Games played: 10
Minutes/game: 11.3
Points/game: 1.6
FG Pct: 37.5
3FG Pct: 25.0
FT Pct: 40.0

Rebounds/game: 0.8
Assists/game: 0.7
Turnovers/game: 0.3
Assist/turnover ratio: 2.3
Steals/game: 0.3
Blocks/game: 0.1

#30 Randle, Julius

Opponent	Date	gs	min	Total		3-Pointers		Free throws		Rebounds				pf	a	t/o	blk	stl	pts	avg
				fg-fga	pct	3fg-fga	pct	ft-fta	pct	off	def	tot	avg							
UNC ASHEVILLE	11/08/13	*	26	6-13	.462	0-0	.000	11-13	.846	6	10	16	16.0	3	1	2	0	0	23	23.0
NORTHERN KENTUCKY	11/10/13	*	29	6-7	.857	0-1	.000	10-14	.714	5	9	14	15.0	2	3	2	1	0	22	22.5
vs Michigan State	11/12/13	*	35	9-14	.643	0-1	.000	9-15	.600	4	9	13	14.3	4	1	8	0	0	27	24.0
ROBERT MORRIS	11/17/13	*	28	5-9	.556	0-0	.000	0-1	.000	5	10	15	14.5	1	2	3	2	0	10	20.5
TEXAS-ARLINGTON	11/19/13	*	29	7-12	.583	0-1	.000	8-10	.800	5	5	10	13.6	3	4	2	2	0	22	20.8
CLEVELAND STATE	11/25/13	*	38	3-10	.300	0-0	.000	9-11	.818	7	8	15	13.8	1	2	5	0	0	15	19.8
EASTERN MICHIGAN	11/27/13	*	22	5-10	.500	0-1	.000	4-4	1.000	6	4	10	13.3	2	0	5	0	0	14	19.0
vs Providence	12/01/13	*	34	4-10	.400	0-0	.000	4-7	.571	0	8	8	12.6	3	4	2	0	1	12	18.1
vs Baylor	12/06/13	*	38	5-10	.500	0-0	.000	6-8	.750	3	5	8	12.1	1	4	2	1	0	16	17.9
BOISE STATE	12/10/13	*	28	7-11	.636	0-0	.000	3-4	.750	3	8	11	12.0	1	1	4	1	0	17	17.8
Totals		10	307	57-106	.538	0-4	.000	64-87	.736	44	76	120	12.0	21	22	35	7	1	178	17.8

Games played: 10
Minutes/game: 30.7
Points/game: 17.8
FG Pct: 53.8
3FG Pct: 0.0
FT Pct: 73.6

Rebounds/game: 12.0
Assists/game: 2.2
Turnovers/game: 3.5
Assist/turnover ratio: 0.6
Steals/game: 0.1
Blocks/game: 0.7

2013-14 UK Basketball
Kentucky Individual Game-by-Game (as of Dec 11, 2013)
All games

#35 Willis, Derek

Opponent	Date	gs	min	Total		3-Pointers		Free throws		Rebounds				pf	a	t/o	blk	stl	pts	avg
				fg-fga	pct	3fg-fga	pct	ft-fa	pct	off	def	tot	avg							
UNC ASHEVILLE	11/08/13		4	0-0	.000	0-0	.000	2-2	1.000	0	0	0	0.0	0	0	1	0	0	2	2.0
NORTHERN KENTUCKY	11/10/13		6	1-2	.500	1-2	.500	3-6	.500	0	2	2	1.0	0	0	2	0	0	6	4.0
ROBERT MORRIS	11/17/13		4	1-2	.500	0-0	.000	4-4	1.000	0	1	1	1.0	0	0	0	0	0	6	4.7
TEXAS-ARLINGTON	11/19/13		2	0-0	.000	0-0	.000	0-0	.000	0	0	0	0.8	0	0	0	0	0	0	3.5
vs Providence	12/01/13		1	0-0	.000	0-0	.000	0-0	.000	0	0	0	0.6	0	0	0	0	0	0	2.8
Totals		0	17	2-4	.500	1-2	.500	9-12	.750	0	3	3	0.6	0	0	3	0	0	14	2.8

Games played: 5
Minutes/game: 3.4
Points/game: 2.8
FG Pct: 50.0
3FG Pct: 50.0
FT Pct: 75.0

Rebounds/game: 0.6
Turnovers/game: 0.6

#44 Johnson, Dakari

Opponent	Date	gs	min	Total		3-Pointers		Free throws		Rebounds				pf	a	t/o	blk	stl	pts	avg
				fg-fga	pct	3fg-fga	pct	ft-fa	pct	off	def	tot	avg							
UNC ASHEVILLE	11/08/13		9	2-5	.400	0-0	.000	1-2	.500	0	1	1	1.0	4	0	0	0	0	5	5.0
NORTHERN KENTUCKY	11/10/13		17	2-4	.500	0-0	.000	3-5	.600	1	3	4	2.5	0	1	1	1	0	7	6.0
vs Michigan State	11/12/13		14	1-2	.500	0-0	.000	0-3	.000	2	3	5	3.3	4	0	0	0	0	2	4.7
ROBERT MORRIS	11/17/13		13	2-3	.667	0-0	.000	4-5	.800	2	1	3	3.3	3	0	1	0	0	8	5.5
TEXAS-ARLINGTON	11/19/13		13	4-7	.571	0-0	.000	0-2	.000	4	4	8	4.2	1	0	1	1	0	8	6.0
CLEVELAND STATE	11/25/13		7	0-0	.000	0-0	.000	0-0	.000	1	1	2	3.8	1	0	0	0	0	0	5.0
EASTERN MICHIGAN	11/27/13		10	4-5	.800	0-0	.000	2-4	.500	4	3	7	4.3	2	0	0	0	0	10	5.7
vs Providence	12/01/13		4	0-1	.000	0-0	.000	1-2	.500	1	2	3	4.1	2	0	1	0	0	1	5.1
vs Baylor	12/06/13		4	0-1	.000	0-0	.000	0-0	.000	1	0	1	3.8	0	0	0	0	0	0	4.6
BOISE STATE	12/10/13		11	0-0	.000	0-0	.000	0-0	.000	0	1	1	3.5	1	0	0	0	0	0	4.1
Totals		0	102	15-28	.536	0-0	.000	11-23	.478	16	19	35	3.5	18	1	4	2	0	41	4.1

Games played: 10
Minutes/game: 10.2
Points/game: 4.1
FG Pct: 53.6
FT Pct: 47.8

Rebounds/game: 3.5
Assists/game: 0.1
Turnovers/game: 0.4
Assist/turnover ratio: 0.3
Blocks/game: 0.2

#TM TEAM

Opponent	Date	gs	min	Total		3-Pointers		Free throws		Rebounds				pf	a	t/o	blk	stl	pts	avg
				fg-fga	pct	3fg-fga	pct	ft-fa	pct	off	def	tot	avg							
UNC ASHEVILLE	11/08/13		0	0-0	.000	0-0	.000	0-0	.000	0	2	2	2.0	0	0	0	0	0	0	0.0
NORTHERN KENTUCKY	11/10/13		0	0-0	.000	0-0	.000	0-0	.000	0	1	1	1.5	0	0	0	0	0	0	0.0
vs Michigan State	11/12/13		0	0-0	.000	0-0	.000	0-0	.000	0	0	0	1.0	0	0	0	0	0	0	0.0
ROBERT MORRIS	11/17/13		0	0-0	.000	0-0	.000	0-0	.000	0	0	0	0.8	0	0	0	0	0	0	0.0
TEXAS-ARLINGTON	11/19/13		0	0-0	.000	0-0	.000	0-0	.000	1	3	4	1.4	0	0	0	0	0	0	0.0
CLEVELAND STATE	11/25/13		0	0-0	.000	0-0	.000	0-0	.000	3	3	6	2.2	0	0	0	0	0	0	0.0
EASTERN MICHIGAN	11/27/13		0	0-0	.000	0-0	.000	0-0	.000	2	2	4	2.4	0	0	0	0	0	0	0.0
vs Providence	12/01/13		0	0-0	.000	0-0	.000	0-0	.000	2	4	6	2.9	0	0	1	0	0	0	0.0
vs Baylor	12/06/13		0	0-0	.000	0-0	.000	0-0	.000	3	0	3	2.9	0	0	0	0	0	0	0.0
BOISE STATE	12/10/13		0	0-0	.000	0-0	.000	0-0	.000	1	4	5	3.1	0	0	1	0	0	0	0.0
Totals		0	0	0-0	.000	0-0	.000	0-0	.000	12	19	31	3.1	0	0	2	0	0	0	0.0

Games played: 10

Rebounds/game: 3.1
Turnovers/game: 0.2

2013-14 UK Basketball
Kentucky Points-Rebounds-Assists (as of Dec 11, 2013)
All games

Opponent	Date	Score		00	01	02	03	04	05	15
				LEE,MARCUS	YOUNG,JAME	HARRISON,A	POLSON,JAR	HOOD,JON	HARRISON,A	CAULEY-STE
UNC ASHEVILLE	11/08/13	89-57	w	17-1-0	11-4-1	10-5-0	0-0-0	0-0-1	8-0-5	3-6-4
NORTHERN KENTUCKY	11/10/13	93-63	w	3-6-0	5-1-1	16-1-1	0-0-0	5-1-1	13-2-2	7-11-0
vs Michigan State	11/12/13	74-78	L	0-1-0	19-4-2	3-1-2	DNP	DNP	11-1-3	5-7-0
ROBERT MORRIS	11/17/13	87-49	w	2-3-1	10-3-2	28-4-3	0-0-1	0-0-1	8-8-2	7-13-2
TEXAS-ARLINGTON	11/19/13	105-76	w	10-2-0	26-2-3	5-2-2	0-0-1	2-0-0	15-3-6	14-10-1
CLEVELAND STATE	11/25/13	68-61	w	2-1-0	9-5-3	11-1-0	DNP	DNP	12-0-5	11-4-0
EASTERN MICHIGAN	11/27/13	81-63	w	2-3-0	6-6-4	22-7-2	0-0-0	DNP	8-0-3	15-8-2
vs Providence	12/01/13	79-65	w	0-0-0	18-3-1	15-3-4	DNP	DNP	8-2-1	15-8-1
vs Baylor	12/06/13	62-67	L	0-2-0	14-2-1	15-2-6	DNP	DNP	7-1-6	8-3-2
BOISE STATE	12/10/13	70-55	w	DNP	21-9-0	13-4-1	0-0-0	DNP	13-3-2	6-7-0

Opponent	Date	Score		22	24	25	30	35	44
				POYTHRESS,	FLOREAL,EJ	HAWKINS,DO	RANDLE,JUL	WILLIS,DER	JOHNSON,DA
UNC ASHEVILLE	11/08/13	89-57	w	10-13-0	DNP	0-1-0	23-16-1	2-0-0	5-1-0
NORTHERN KENTUCKY	11/10/13	93-63	w	9-7-2	DNP	0-1-1	22-14-3	6-2-0	7-4-1
vs Michigan State	11/12/13	74-78	L	7-12-0	DNP	0-0-0	27-13-1	DNP	2-5-0
ROBERT MORRIS	11/17/13	87-49	w	2-4-3	2-1-0	4-1-3	10-15-2	6-1-0	8-3-0
TEXAS-ARLINGTON	11/19/13	105-76	w	0-4-1	DNP	3-1-0	22-10-4	0-0-0	8-8-0
CLEVELAND STATE	11/25/13	68-61	w	7-7-0	DNP	1-1-0	15-15-2	DNP	0-2-0
EASTERN MICHIGAN	11/27/13	81-63	w	3-6-0	DNP	1-1-0	14-10-0	DNP	10-7-0
vs Providence	12/01/13	79-65	w	5-1-0	DNP	5-1-1	12-8-4	0-0-0	1-3-0
vs Baylor	12/06/13	62-67	L	0-2-0	DNP	2-1-0	16-8-4	DNP	0-1-0
BOISE STATE	12/10/13	70-55	w	0-3-1	DNP	0-0-2	17-11-1	DNP	0-1-0