





TABLE OF CONTENTS

2008-09 CREDITS

The 2008-09 Kentucky Women's Basketball Media Guide was published by the University of Kentucky Athletics Association, Mitch Barnhart, Director.

UK Athletics Association

Joe Craft Center • 338 Lexington Ave. • Lexington, Ky 40506-0604 • 859-257-8000

Written & Compiled

Susan Lax, Sara Reichbaum, Sean Cartell

Editors

Susan Lax, Sara Reichbaum, Rena Vicini

Editorial Assistants

Melanie Curtsinger, Brad Duncan, Jessica Diabie, Marcus Shanks, Matt Steinke, Nathan Schwake, Travis Turner, Rena Vicini

Cover Design and Layout

Kim Troxall

Director of Photography

David Coyle

Photography Credits

Team Coyle (David Coyle, Joseph Rey Au, Pete Camagna, David Robertson, George Green, Bill Patterson and Ken Weaver) *Lexington Herald-Leader*, WNBA Photo Services, DePaul University, Fernando Medina, WNBA Photos, 2008-09 UK Opponents, USA Basketball, Chuck Perry, Victoria Graff, AP/Wide World, Kentucky Tourism, UK Public Relations, Susan Lax, Matt Steinke, NCAA, SEC

Printing

Thoroughbred Printing

Special Thanks

UK Public Relations, Kelley Bozeman, Beth Hanna, Walt LeRoy, Jamie Barker, Molly Mazzolini, Kathy Laws

THIS IS UK HOOPS



| | |
|----------------------------------|-------|
| This is UK Hoops | 6-7 |
| UK Pageantry | 8-9 |
| Postseason Experience | 10-11 |
| Memorial Coliseum | 12-13 |
| Joe Craft Center | 14-15 |
| Facilities | 16 |
| Training/Strength & Conditioning | 17-18 |
| CATS Center/Library | 19-21 |
| Outreach Program | 22 |
| Cats in the Pros/The SEC | 23 |
| Nike | 24-25 |
| Marketing/Media Exposure | 26-27 |
| Traveling with the Cats | 28-29 |
| Big Blue Madness/CATSPY Awards | 30-31 |
| Wildcat Family | 32 |

KENTUCKY LIFE




| | |
|----------------------------------------------|-------|
| The Bluegrass State | 34 |
| A Look at Lexington | 35 |
| University of Kentucky | 36-37 |
| Former Wildcats Making Their Mark | 38 |
| AD Mitch Barnhart/President Lee T. Todd, Jr. | 39 |
| The Vision | 40 |

2008-09 OUTLOOK



| | |
|--------------------------|-------|
| Rosters | 42 |
| TV/Radio Chart | 43 |
| 2008-09 Outlook | 44-46 |
| Where are the Cats From? | 47-48 |

MEET THE WILDCATS



| | |
|-------------------------------------|-------|
| Sophomore Catina Bett | 50-51 |
| Sophomore Victoria Dunlap | 52-53 |
| Junior Brittany Edelen | 54-55 |
| Junior Amani Franklin | 56-57 |
| Senior Jenn'e Jackson | 58-59 |
| Sophomore Carly Morrow | 60-61 |
| Senior Carly Ormerod | 62-63 |
| Redshirt Senior Eleia Roddy | 64-65 |
| Sophomore Amber Smith | 66-67 |
| Junior Lydia Watkins | 68-69 |
| Newcomer Sophomore Rebecca Gray | 70 |
| Newcomer Freshman Sarah Rowe | 71 |
| Newcomer Junior Jackie Sanders | 72 |
| Newcomer Sophomore Keyla Snowden | 73 |
| Wildcat Cheerleaders and Dance Team | 74 |



COACHING STAFF

| | |
|---------------------------------------------------------------------------------------------------------------------------------------------------------------------------------------------------------------------------------------------------------------------------------------------------------------------------------------------------------|----------------------------------------------|
| <p>CONSISTENCY 44 years that our consistency is one that stays together as if we were one team. That's why we've produced four national champions and a national runner-up. It's the consistency in the way we play that has made us a perennial contender in every game.</p> <p>BY JESSICA ANASTASIO PHOTOGRAPH BY JAMES HENNINGSON</p> | Head Coach Matthew Mitchell76-79 |
| | Assistant Coach Kyra Elzy80 |
| | Assistant Coach Wendy Palmer81 |
| | Assistant Coach Matt Insell82 |
| | Assistant Athletics Director/WBB83 |
| | Athletics Support Staff84-86 |

2007-08 REVIEW

| | |
|----------------------------------------------------------------------------------------------------------------------------------------------------------------------------------------------------------------------------------------------------------------------------------------------------------------------------------------------------------|------------------------------------------------------|
| <p>PERSEVERANCE 44 years that our consistency is one that stays together as if we were one team. That's why we've produced four national champions and a national runner-up. It's the consistency in the way we play that has made us a perennial contender in every game.</p> <p>BY JESSICA ANASTASIO PHOTOGRAPH BY JAMES HENNINGSON</p> | 2007-08 Review88-90 |
| | 2007-08 Game-By-Game Results91 |
| | 2007-08 Final Stats92-93 |
| | 2007-08 Game-By-Game Team Stats94 |
| | 2007-08 Superlatives/Team Highs and Lows95 |
| | 2007-08 SEC Standings96 |
| | 2007-08 SEC Final Individual Stats97 |
| | 2007-08 SEC Final Team Stats98 |
| 2007-08 Game-By-Game Reviews99-104 | |
| Departed Seniors105-108 | |

RECORDS

| | |
|-------------------------------------------------------------------------------------------------------------------------------------------------------------------------------------------------------------------------------------------------------------------------------------------------------------------------------------------------------|--------------------------------------------|
| <p>INTENSITY 44 years that our consistency is one that stays together as if we were one team. That's why we've produced four national champions and a national runner-up. It's the consistency in the way we play that has made us a perennial contender in every game.</p> <p>BY JESSICA ANASTASIO PHOTOGRAPH BY JAMES HENNINGSON</p> | Year-By-Year Team Stats110-112 |
| | Scoring - Total Points113 |
| | Year-By-Year Scoring114 |
| | Field Goals115 |
| | Three-Point Field Goals116 |
| | Free Throws117 |
| | Rebounds118 |
| | Assists119 |
| | Blocks120 |
| | Steals121 |
| | Streaks122 |
| | Miscellaneous Records123-124 |
| | Overtime/100-Points125 |
| | All-Time Results126-132 |
| | Records vs. Major Conferences133 |
| | Scores vs. All Opponents134-135 |
| UK Records in SEC Tournament136 | |
| UK Records in NCAA Tournament137 | |
| UK Records in WNIT138 | |

HISTORY/TRADITION

| | |
|--------------------------------------------------------------------------------------------------------------------------------------------------------------------------------------------------------------------------------------------------------------------------------------------------------------------------------------------------------|-------------------------------------------------------|
| <p>LEADERSHIP 44 years that our consistency is one that stays together as if we were one team. That's why we've produced four national champions and a national runner-up. It's the consistency in the way we play that has made us a perennial contender in every game.</p> <p>BY JESSICA ANASTASIO PHOTOGRAPH BY JAMES HENNINGSON</p> | Timeline140-151 |
| | The Early Years152 |
| | All-Time Kentucky Coaches/Assistants153-154 |
| | All-Time Teams155-159 |
| | UK in National Rankings160-161 |
| | Records vs. Ranked Opponents162-163 |
| | Regular Season Tournaments164-167 |
| | Cats in SEC Tournament168 |
| | Cats in NCAA Tournament169-170 |
| | Cats in Postseason WNIT171 |
| Memorial Coliseum/Records172-173 | |
| Big Games at Memorial Coliseum174 | |

HONORS

| | |
|--------------------------------------------------------------------------------------------------------------------------------------------------------------------------------------------------------------------------------------------------------------------------------------------------------------------------------------------------------|-------------------------------------------|
| <p>ENTHUSIASM 44 years that our consistency is one that stays together as if we were one team. That's why we've produced four national champions and a national runner-up. It's the consistency in the way we play that has made us a perennial contender in every game.</p> <p>BY JESSICA ANASTASIO PHOTOGRAPH BY JAMES HENNINGSON</p> | Valerie Still Retired Jersey176 |
| | UK All-Americans177 |
| | SEC Honor Roll178-179 |
| | 1,000-Point Club180-183 |
| | All-Time Letterwinners184 |
| | Year-By-Year Starters185 |
| | Cats by the Numbers186 |

2008-09 OPPONENTS

| | |
|-----------------------------------------------------------------------------------------------------------------------------------------------------------------------------------------------------------------------------------------------------------------------------------------------------------------------------------------------------------|----------------------------------------------------|
| <p>DETERMINATION 44 years that our consistency is one that stays together as if we were one team. That's why we've produced four national champions and a national runner-up. It's the consistency in the way we play that has made us a perennial contender in every game.</p> <p>BY JESSICA ANASTASIO PHOTOGRAPH BY JAMES HENNINGSON</p> | Michigan/Cincinnati/George Washington188 |
| | Long Island Turkey Classic189 |
| | Xavier/WKU/Furman190 |
| | East Tenn./Louisville/Alabama A&M191 |
| | UC Santa/IUPUI/NCA&T192 |
| | Miami Ohio/Tennessee/Arkansas193 |
| | Alabama/Miss. State/LSU194 |
| | Florida/Ole Miss/USC195 |
| Vandy/Auburn/Georgia196 | |

MEDIA INFORMATION



| | |
|--------------------------------------------------------------------------------------------------------------------------------------------------------------------------------------------------------------------------------------------------------------------------------------------------------------------------------------------------------|----------------------------------------------------|
| <p>DISCIPLINE 44 years that our consistency is one that stays together as if we were one team. That's why we've produced four national champions and a national runner-up. It's the consistency in the way we play that has made us a perennial contender in every game.</p> <p>BY JESSICA ANASTASIO PHOTOGRAPH BY JAMES HENNINGSON</p> | UKAA Directory198 |
| | Media Policies & Procedures199-200 |
| | Following the Cats201 |
| | Radio/Coaches Show/Internet202 |
| | SEC Media Relations203 |
| | Opponent Media Info/Road Headquarters204 |

To purchase additional copies of the 2008-09 Kentucky Women's Basketball Media Guide, send a check or money order for \$15, which includes shipping and handling to:

UK Media Relations

Joe Craft Center • 338 Lexington Ave. • Lexington, Ky 40506-0604
859-257-3838 or go online at UKathletics.com

Kentucky has one of the top publications departments in the country, winning several national awards each year from the College Sports Information Directors of America (CoSIDA). The UK Hoops media guide has been judged in the top 10 three consecutive years, including Second in the Nation in 2006 and 2007 by CoSIDA.



2008-09 KENTUCKY QUICK FACTS

General Information

Location Lexington, Ky.
 Enrollment 27,000
 Founded 1865
 Colors Blue & White
 Nickname Wildcats
 Conference Southeastern
 Arena Memorial Coliseum (8,500)
 All-Time Record In Arena (Years): 299-132 (69.3%) (since 1975-76)
 Memorial Coliseum Press Row 859-323-5900
 Joe Craft Center Ticket Office 859-928-CATS
 Web site www.UKathletics.com

Administration

President Dr. Lee T. Todd, Jr. (Kentucky, '68)
 Faculty Rep Dr. Alan DeSantis (James Madison, '86)
 Senior Woman Admin.: Lisa Peterson (St. John's, '97)
 Athletics Director Mitch Barnhart (Ottawa, '81)
 Athletics Phone Number (859) 257-8000

Media Relations Information

Basketball Contact Susan Lax (Freed-Hardeman, '95)
 Associate Media Relations Director
 E-mail slax0@uky.edu
 Office Phone 859-257-8420
 Cell Phone 859-608-5019
 Office Fax 859-323-4310
 Office Address Joe Craft Center, 338 Lexington Avenue
 Lexington, KY 40506-0604
 Assistant Basketball Contact Sara Reichbaum (Kentucky, '07)
 Media Relations Student Assistant
 E-mail sara.reichbaum@uky.edu

UK Hoops Staff

Head Coach Matthew Mitchell (Mississippi State, '95)
 Overall Collegiate Coaching Record 47-45 (3 years) 51.1%
 Morehead State 30-29 (2 years) 50.8 %
 Kentucky 17-16 (1 year) 51.5%
 Associate Head Coach Kyra Elzy (Tennessee, '01)
 Wendy Palmer (Virginia, '96)
 Matt Insell (MTSU, '07)
 Asst. AD/Women's BB Ops Pam Stackhouse (La. Tech, '91)
 Office Phone (859) 257-1340
 Staff Support Associate Stephanie Aschmann (Kentucky, '03)
 Office Phone (859) 257-6046
 Best Time to Contact Coach Contact SID - Susan Lax
 Video Exchange Christian Stefanopoulos (Thomas More, '06)
 Trainer Tricia Matysak (Purdue, '99)
 Strength Coach Stephanie Tracey-Simmons (Ohio, '96)
 Team Physician Dr. Robert Hosey (Va. Tech, '89)

2007-08 Review

Record 17-16
 Home 10-8 (9-4 Memorial, 1-4 Rupp)
 Away 5-5
 Neutral 2-3
 SEC Record (Finish) 8-6 (4th)
 SEC Tournament Record 1-1 (First-round bye - Lost in semifinals)
 WNIT 2-1 (First-round bye - Lost in quarterfinals)

2008-09 PREVIEW

Starters Returning (1)

| No. | Player | HT | CL | Pos | Ppg. | Rpg. |
|-----|-----------------|-----|-----|-----|------|------|
| 34 | Victoria Dunlap | 6-1 | So. | F | 7.3 | 6.9 |

Starters Lost (4)

| | | | | | | |
|----|------------------|------|-----|---|------|-----|
| 2 | Chelsea Chowning | 6-0 | Sr. | G | 5.9 | 3.3 |
| 4 | Sarah Elliott | 6-6 | Sr. | C | 10.3 | 5.9 |
| 11 | Samantha Mahoney | 5-10 | Sr. | G | 13.6 | 3.0 |
| 20 | Chante' Bowman | 5-11 | Sr. | G | 1.8 | 2.2 |

Other Letterwinners Returning (9)

| No. | Player | HT | CL | Pos | Ppg. | Rpg. |
|-----|-----------------|------|-------|-----|------|------|
| 00 | Carly Ormerod | 5-8 | Sr. | PG | 9.8 | 3.7 |
| 1 | Eleia Roddy | 6-3 | R-Sr. | F/C | 3.4 | 2.7 |
| 5 | Carly Morrow | 5-11 | So. | G | 3.6 | 1.0 |
| 12 | Lydia Watkins | 6-1 | Jr. | G/F | 4.4 | 3.8 |
| 15 | Brittany Edelen | 5-9 | Jr. | F | 0.7 | 1.5 |
| 21 | Jenn'e Jackson | 6-1 | Sr. | F | 0.5 | 1.3 |
| 24 | Amber Smith | 5-5 | So. | PG | 6.7 | 3.4 |
| 25 | Amani Franklin | 5-11 | Jr. | G | 6.5 | 3.7 |
| 32 | Catina Bett | 6-5 | So. | C | 1.7 | 2.1 |

Newcomers (4)

| No. | Player | HT | CL | Pos |
|-----|----------------|------|--------|-----|
| 2 | Jackie Sanders | 6-2 | Jr./TR | F/C |
| 3 | Sarah Rowe | 5-10 | Fr./HS | G |
| 4 | Keyla Snowden* | 5-7 | So./TR | G |
| 23 | Rebecca Gray* | 5-10 | So./TR | G |

* Will sit out the 2008-09 season due to NCAA transfer rules

All-Conference Candidates

Victoria Dunlap
 Carly Ormerod
 Amber Smith

Big Blue Sports Network (Radio)

Broadcast Info Big Blue Sports Network
 Play-by-Play Announcer Neil Price (4th year)

Big Blue Sports Network (Television)

Play-by-play Announcer Garry Gupton
 Color Analyst Christi Thomas

UK Videotape Footage

UK Sports Video 859-257-4830

History

All-Time Record: 559-431 (.564) (34 years)
 All-Time Conference Record: 109-194 (.359)
 All-Time Conference Tournament Record: 20-29 (.408)
 Conference Tournament Titles: One (1982)
 NCAA Tournament Appearances: Six (Last in 2006)
 NCAA Tournament Record: 4-6

MOTIVATION

“A **motivated** player is someone who is enthusiastic, interested and committed to **winning**. A championship team is built by **everyone** being motivated to winning.”

#00 • SENIOR
CARLY ORMEROD

KENTUCKY

THIS IS UK HOOPS

THIS IS KENTUCKY BASKETBALL

THE TRADITION CONTINUES

“When they turned the lights off and had the fireworks (during player introductions), we were like ‘Wow!’ This is the first time we’ve ever played in front of a crowd that big.”

— Auburn player DeWanna Bonner after a game in Rupp Arena



Kentucky fans are known for the electric atmosphere they create at all athletic events. Not only do the players feed off of their energy, but opposing teams often fear the intimidating roar of the UK crowd.



WE ARE KENTUCKY



Kentucky women's basketball has been recognized as having a spirited and winning tradition. It was in the early 1900s that women began playing in Lexington...and so the tradition continues.

11 Postseason Tournament Appearances, including a school-record four in a row:

1978, 1982, 1983, 1986, 1990, 1991, 1999, 2005, 2006, 2007, 2008



Kentucky has ranked in the nation's top 25 and the SEC's top four in attendance **FIVE** consecutive seasons.

Top Home Crowds in School History

- 13,689 – Jan. 26, 2006 (Rupp Arena)
- 10,622 – Feb. 5, 1983 (Memorial)
- 10,192 – Jan. 12, 1980 (Rupp Arena)
- 10,192 – Dec. 28, 2005 (Rupp Arena)

Kentucky was one of only **FIVE** schools in 2007-08 to rank in the top 25 for national attendance in three sports: football, men's basketball and women's basketball.

•Kentucky

- Tennessee
- Michigan State
- Texas
- Wisconsin

Valerie Still

- 3-Time Kodak All-American
- UK's all-time leading scorer and rebounder (men and women)
- Only player in school history to score over 2,000 points in a career
- First female to have jersey retired at UK
- First female inducted in UK's Athletics Hall of Fame
- WNBA Player (Mystics)



Stacey Reed

- Won a Gold Medal with the USA Basketball's Jones Cup team in 1994
- Holds the school record for most steals in a career (309)
- Second on the career charts for most three-pointers made (175) and attempted (548)
- 7th all-time leading scorer



KENTUCKY PAGEANTRY

UK HOOPS

KENTUCKY

OUTLOOK

WILDCATS

STAFF

REVIEW

RECORDS

HISTORY

HONORS

OPPONENTS

MEDIA INFO

Blue and White

The University of Kentucky adopted blue and white as its official colors in 1892.

Originally, however, UK students had decided on blue and light yellow prior to the Kentucky-Centre College football game on December 19, 1891.

The shade of blue, which is close to a royal blue, was chosen when a student asked the question, "What color blue?"

At the time, Richard C. Stoll (who lettered in football at UK in 1889-94) pulled off his necktie and held it up. The students then adopted that particular shade of blue.

A year later, UK students officially dropped the light yellow color for white.

Wildcats Nickname

The official nickname for the University of Kentucky's athletics teams is "Wildcats." The nickname became synonymous with UK shortly after a 6-2 football victory over Illinois on October 9, 1909, on the road.

Commandant Carbusier, then head of the military department at old State University (UK), told a group of students in a chapel service following the game that the Kentucky football team had "fought like wildcats."

Later the name Wildcats became more and more popular among UK followers as well as with members of the media. As a result, the nickname was adopted by the University.

Live Mascot

In 2000, the University of Kentucky, in cooperation with the Kentucky Department of Fish and Wildlife, adopted a three-year-old male bobcat to serve as the Wildcats' "official" mascot.

The wildcat named Blue, has a permanent residence on display at a game

farm just west of the state capitol in Frankfort, Ky.

The current cat was born in captivity and donated by the Woods and Wetlands of Cadiz, Ky. His life expectancy is 15-25 years.



Senior Day

Senior Day at Kentucky has become one of the most celebrated ceremonies in college basketball. Honoring the senior class, UK's event is one of the most elaborate and moving programs of its kind. The pregame ceremony begins with player introductions. Once they have all burst through banners bearing their likenesses, their families join them at center court. Then the state song, "My Old Kentucky Home," is sung as the home crowd bids farewell.

WE ARE KENTUCKY



UK Pep Band

With more than 80 members, the University of Kentucky pep band is one of the largest in the nation. Performing at both home football and basketball games, the pep band has been named by *Southern Living* magazine as one of the “top 10 bands in the South.”

The Alumni Band, composed of former UK band members, also is an important part of the UK Hoops experience. The Alumni Band plays at several UK Hoops games each year.



UK Dance Team

The UK Dance Team performs at halftime at all home basketball and football games. In 2005, it took home its first national championship at the USA College Nationals in Las Vegas, Nev., placing first in jazz and third in hip-hop. In 2006, the squad took home 2nd place at the USA Nationals and finished third in 2007.



Scratch

Scratch joined the cheerleading squad in the mid '90s in conjunction with the UK Kids' Club, but today he has become almost as recognizable as the Wildcat.



EXPERIENCE THE EXCITEMENT OF POSTSEASON

Last season, the Cats received their fifth overall WNIT bid. Because of UK's outstanding fan attendance during the season, the Wildcats were able to host all three games of the postseason tournament in Memorial Coliseum.



*Kentucky has advanced to
postseason play
in a school-record four
consecutive seasons
(one NCAA Tournament
and three WNIT)*



WE ARE KENTUCKY



"We want to go to postseason and be playing on the last day a team can play every year. That's our goal - to play and win the last game of the season."

— UK Coach Matthew Mitchell

Despite injuries to key players throughout 2007-08, the Cats finished with their fourth consecutive winning season.

UK advanced to the second round of the NCAA Tournament in 2006 at the Bridgeport Regional in Chicago, Ill.



MEMORIAL COLISEUM

HOME OF THE WILDCATS

“I love Memorial Coliseum. It is a really unique environment. The atmosphere is electric. Fans are loud and they’re boisterous. It’s just a great place to play and we have the best fans in the world to play in front of because they are so invested in the program.”

— UK Coach Matthew Mitchell



WE ARE KENTUCKY

Kentucky plays in Memorial Coliseum, which was built as a memorial to every Kentuckian who lost their life serving their country

- The Coliseum covers an entire city block and has as much space as a seven-story office building
- Memorial became the exclusive home of the women's basketball team in 1976
- Currently seats 8,500
- A newly renovated state-of-the-art floor was installed in 2007 which is friendlier to each athlete's tendencies and it cuts down on injuries
- A new video board and scoreboard were installed in 2007 and a sound system was added in 2008
- Wildcat fans are passionate about their basketball that's why Kentucky women's basketball has ranked in the nation's top 25 and in the SEC's top four in attendance five straight years



Lucky fans at UK Hoops home games have the opportunity to win cool prizes by running in the hamster ball race or rolling the UK dice.

THE JOE CRAFT CENTER

A \$30 MILLION STATE-OF-THE ART BASKETBALL PRACTICE FACILITY



- The Joe Craft Center is a \$30-million, 100,000 square foot state-of-the-art practice facility that houses two practice courts; locker, meeting, training, and weight rooms; and coaches' offices for men's and women's basketball, in addition to administrative and ticket offices
- Meeting rooms feature "smart" technology, including the latest advances in video
- UK Hoops players have access to the Joe Craft center 24 hours a day, seven days a week
- The Joe Craft Center is located across the street from the new North Dorm where the women's basketball players live
- Naming rights were awarded to Joe Craft, an eastern Kentucky native who currently resides in Tulsa, Okla., for his \$6 million donation to the facility

UK BASKETBALL



Two gyms are 10,000 square feet each (roughly 40% bigger than new practice facilities at several other universities)

State-of-the-art flooring systems promote safety by reducing wear and tear on joints and muscles

UK HOOPS
KENTUCKY
OUTLOOK
WILDCATS
STAFF
REVIEW
RECORDS
HISTORY
HONORS
OPPONENTS
MEDIA INFO

WE ARE KENTUCKY



"I'm from Kentucky, so I understand that the University of Kentucky athletics program means a great deal to the people of the state. Athletics play a big part in the development of young people, and I believe strongly in the work currently being done by the coaches, staff and student-athletes at UK."

— Joe Craft (UK '72, UK Law '76)



Meeting rooms feature 'smart' technology (Telestrator), including the latest advances in video.



"The Joe Craft Center is second-to-none. There is no other facility in the country like it. There is no other facility that can rival it. It is state-of-the-art in every imaginable area. From the gym floor to the space of the gym to the size of the gym, to the locker rooms, the training facilities, the weight room, the coaches' offices -- everything is first class. It is an honor to walk in here to work every day."

— UK Coach Matthew Mitchell



LIVING AT UK

- UK players live in fashionable, comfortable and safe living quarters
- Brand new dorms (New North) were built in 2005 where UK Hoops players currently reside
- Spacious suite style rooms
- Washers and dryers on every floor
- Study areas on every floor
- Kitchen and lounge on every floor
- Four students share a connecting bathroom
- Walking distance to Memorial Coliseum and Joe Craft Center



Located next door to the New North dorm is the newly renovated Blazer Caf where UK student-athletes often eat.

- Demonstration pods to see your food being freshly prepared
- Deli Sandwiches made to order; cold, toasted, or panini style
- Salads: traditional self-serve or specialty salads made to order
- Pizza: watch your pizza being prepared or grab a quick slice
- Grill: charbroiled ¼lb. burgers and chicken sandwiches, seafood, chicken strips, and more
 - A rotation of Italian, Greek, German, and Asian entrées; Vegetarian dishes made-to-order
 - A variety of breads and desserts along with soft serve ice cream and Colombo® frozen yogurt
 - Fresh fruit bar with made-to-order smoothies



The women's basketball locker room (right) and lounging area (below) in the Joe Craft Center.



“In the greatest conference in the country for women’s basketball, it is imperative that the University of Kentucky makes the investment necessary to give our coaches and athletes the opportunity to achieve their dreams.”

— UK Athletics Director Mitch Barnhart

WE ARE KENTUCKY

TOP NOTCH MEDICAL CARE



Tricia Matsyak

Senior Athletic Trainer/Women's Basketball

5th year at UK

B.S. from Purdue in athletic training

M.E. from Auburn in higher education administration



Angelique Moss

Student Athletic Trainer



Rob Hosey, M.D.

Associate Head Team Physician



Jill Kindy

Sports Nutritionist

"Trish is an amazing person and trainer. She helped me get through a lot of hard obstacles last year. Along with my coaches and teammates, she provided a great support system for me. Being in the training room wasn't my favorite place to be everyday but in order to get back on the court, I had to be there. I worked hard every day and it was great because everything I needed was right there in the Joe Craft Center. It was a blessing."

— Sophomore Amber Smith

UK's athletic training room is one of the best in the country. The Wildcats have immediate access to both the athletic training room as well as the best doctors in the nation. A nutritionist also is on hand to provide education on nutrition and proper diet.

The Joe Craft Center athletic training room is complete with:

- Rehabilitation equipment and area
- Doctor's offices located inside the training room
- State-of-the-art hydrotherapy room which includes a \$400,000 Hydroworx underwater treadmill for aquatic rehabilitation and hot/cold jacuzzis



WE ARE KENTUCKY

BUILDING WILDCAT CHAMPIONS

The Joe Craft Center Weight Room

- Five multi-purpose racks for Olympic lifting, squats, presses & pullups
- Two Vertimax stations
- Full weight range of Iron Grip dumbbells with UK logos
- Two Woodway treadmills along with a variety of non-impact cardio equipment
- Reinforced concrete wall for medicine ball throws
- Comprehensive program including full nutrition analysis and complete conditioning regimen
- Primary focus of the weight room: development of core strength by using ground-based, multi-joint lifting through use of the Olympic lifts
- **2,500** total square footage
- Five **multi-purpose racks** for Olympic lifting, squats, presses, pullups, etc.
- Two **Vertimax** stations
- **SIX full-time** strength and conditioning coaches and **THREE** interns



Stephanie Tracey-Simmons

UK Hoops Strength Coach

7th Year at UK

B.S. from Ohio in journalism

M.S. from Ohio in physical education



“Our goal is simple, yet lofty when it comes to strength and conditioning. We want to be the best conditioned team in the country. We’re very fortunate to have a great strength and conditioning coach. If you are in great condition, you’re able to play at a higher intensity level for a longer period of time. You’re able to play stronger, faster and quicker and you’re able to wear down opponents. Fitness is one of the huge factors in winning or losing in a sport like basketball.”

— UK Coach Matthew Mitchell

The Wildcats also work out with SAQ (speed, agility and quickness expert) Jackie Ansley and her staff twice a week during each season to improve performance on the court



WE ARE KENTUCKY

PUTTING ACADEMICS FIRST

- UK spends approximately \$1,500,000 each year for the operation of CATS.
- In the last five seasons, all 16 of the UK Hoops players completing their eligibility also left with their degree.
- Seven Wildcats received SEC academic honors last season. Chante' Bowman, Chelsea Chowning, Sarah Elliott, Carly Ormerod and Eleia Roddy were all named to the SEC Academic Honor Roll while Amber Smith and Carly Morrow were named to the 2008 SEC Freshmen Academic Honor Roll.
- In 2008, Kentucky led the SEC Winter Sports Academic Honor Roll with 53 student-athletes.



In 2007-08, five members of UK's women's basketball team graduated, including two (Eleia Roddy and Carly Ormerod) who received their degree an entire year early.

Former Wildcat Chelsea Chowning was chosen as UK Hoops' first ever Academic All-American in 2008. She also was the program's first SEC Scholar-Athlete of the Year.



WE ARE KENTUCKY

CATS

OHIO CASUALTY CENTER FOR ACADEMIC & TUTORIAL SERVICES



Bob Bradley
Associate Athletics Director



Barbara Deniston
Director of Academic Services



Mike Haley
Director of Advising Services



Amy Craiglow
Academic Counselor



Katrina Sally
Academic Counselor



Jon Ross
UK Hoops Academic Counselor



D'Ann Blankenship
Staff Support Associate



Michael Stone
Senior Academic Counselor



Dustin Lewis
Administrative Support Associate



Martina Martin
Career and Personal Development Coordinator




- Kentucky was the **FIRST SCHOOL IN THE NATION** to open an academic center dedicated exclusively to student-athletes. It's called CATS or the Ohio Casualty Center for Academic & Tutorial Services
- CATS has the largest academic staff in the country with 11 full-time staff members, plus numerous graduate assistants and tutors
- CATS houses a computer room with 35 computers which provides student-athletes with a quiet working environment for research, writing and studying
- Weekly academic meetings with a coach
- Computer access and academic advisors on the road
- CATS provides 900 hours of tutoring per week for student-athletes

CATS has personnel available to assist with the following:

- Placement and Planning
- Advising
- Shadowing/Mentoring
- Internships
- Resume Building
- Writing Assistance
- Seminars (Financial, Planning, Interviewing, etc.)

UK Hoops academic counselor Jon Ross provides assistance to Jenn'e Jackson and Carly Ormerod on registering for fall classes.



WE ARE KENTUCKY

200 MAJORS & 17 ACADEMIC COLLEGES



- 18-to-1 Student Faculty Ratio
- Average ACT Score for Incoming Freshmen: 23.9
- UK has earned more than 80 national rankings for academic excellence
- UK is ranked in the nation's top 20 in "Best Value for Public Colleges and Universities"



- The \$58 million William T. Young Library has the largest book endowment among public universities.
- The library covers 365,350 square feet more than six football fields. The building is five stories high, plus a basement.
- If laid end-to-end, the bookshelf space would stretch 198,828 linear feet - that's more than 37 miles of shelf space. The shelves will house 1.2 million books.

Agriculture

Design

Medicine

Arts and Sciences

Education

Nursing

Business and Economics

Engineering

Pharmacy

Communications and Information Studies

Fine Arts

Public Health

Dentistry

Health Sciences

Social Work

Law

Libraries

ESPN CollegeGameDay visited Lexington for football last fall and used the William T. Young Library for its impressive backdrop.



WE ARE KENTUCKY

CATS THAT CARE

“We are so blessed as student-athletes and it’s our duty to do all we can to help the community that supports us. Just a small deed can be so rewarding in another person’s life and it can go a long way. It feels good to give back.”

*— UK senior guard Carly Ormerod
2009 SEC Good Works Team
Representative*



Many Kentucky players choose to take part in the UK Athletics community service program called “Cats that Care.” The Wildcats participate in a variety of community service projects, including mentoring, hospital visits, speaking engagements and food drives.



WE ARE KENTUCKY

THE SEC & THE WNBA



- The league leads the nation with EIGHT national championships, 10 runner-up finishes, 34 Final Four appearances and 94 first-team All-America honors.
- In the 27-year history of the NCAA Women's Basketball Tournament, no league has posted more appearances (163), wins (312) or titles (8) than the SEC.
- The SEC has had at least one team in the FINAL FOUR every year but two (1992 and 2001) in the 27 years of the NCAA Tournament.
- NINE SEC teams received postseason bids in 2007-08, including FIVE in the NCAA Tournament.
- In terms of rankings, the SEC has the richest history of any conference in the nation, boasting more poll appearances than any other.
- The Southeastern Conference had more players on opening day 2008 WNBA rosters than any other league.
- All told, 39 former SEC stars made WNBA rosters. The Big East was second with 28 players, followed by the ACC with 18, the Big 12 and Big Ten with 16 and the PAC 10 with 12.
- In this year's WNBA draft, a total of 10 SEC women's basketball players were taken, including the league's fifth overall #1 pick.
- Since the inaugural WNBA draft in 1997, the SEC has had 99 former players drafted for the professional league.



Four former Wildcats have gone on to play in the WNBA, including Jennifer Humphrey, Tiffany Wait McCain, Shantia Owens, and Valerie Still.

WE ARE KENTUCKY

ONLY THE BEST WEAR NIKE



Thanks to Nike's extensive research and product development, the Kentucky Wildcats stay on the cutting edge of quality and style with all of their gear. All 22 sports use Nike shoes and equipment, and over the course of the contract, the Wildcats will receive MILLIONS of DOLLARS worth of clothing, equipment and cash.



WE ARE KENTUCKY



KENTUCKY
1

FIRST-CLASS MARKETING

Kentucky has a first-class marketing department that spends thousands of dollars each year on a marketing campaign for women's basketball. Some of the ways UK is marketed each year are: TV, radio and newspaper advertisements, billboards throughout the state, banners around campus, direct mail pieces, community support, sponsorships and many fan events.



The UK Hoops team is introduced at a home football game every season.



2nd Annual Day in the Park with Matthew Mitchell



WE ARE KENTUCKY

MEDIA EXPOSURE

TV – UK Hoops' games will be televised more than 10 times each year

ESPN and the SEC reached an unprecedented 15-Year agreement set to begin in the 2009-10 season. "SEC on ESPN" means the following coverage for women's basketball teams in the SEC:

ESPN and ESPN2: SEC teams will make a minimum of 16 appearances on ESPN or ESPN2 and one of the networks will also televise the conference tournament championship game.

ESPNU: The network will also feature a minimum of 16 appearances by SEC teams, in addition to the women's conference tournament semifinals.

ESPN Regional Television: ERT will syndicate a game-of-the-week during the regular season as well as the early rounds of the women's conference tournament.

ESPN

SEC

UK
BIG BLUE
SPORTS
NETWORK

Radio – Every game is broadcast live on the Big Blue Sports Radio Network

Internet – Fans can follow all the action complete with stats and photos on UKathletics.com

Print – A variety of print publications, including newspapers and magazines cover the Wildcats throughout the season



WE ARE KENTUCKY

UK HOOPS
KENTUCKY
OUTLOOK
WILDCATS
STAFF
REVIEW
RECORDS
HISTORY
HONORS
OPPONENTS
MEDIA INFO

TRAVELING WITH THE CATS

FLY THE BIG BLUE SKIES



“It will always be our goal to play a national schedule and give our players opportunities to go to different parts of the country. The manner in which we travel is first class. Being able to charter jets and fly back the night of a game it minimizes our class absences from potentially three days to a single day.”

— UK Coach Matthew Mitchell

Lea Wise (1979-83) was a “cover girl” on a Japanese magazine during the Cats’ tour of Japan in 1981.

The Wildcats have traveled all over the world and are always finding new and exciting places to go.

- FIRST CLASS PRIVATE JETS
- COMFORTABLE HOTEL ACCOMMODATIONS
- ACADEMIC ADVISORS AND LAPTOPS AVAILABLE ON THE ROAD



WE ARE KENTUCKY



Typical Game Day Schedule

| | |
|------------|-----------------------------------------------------------|
| 9:00 a.m. | Breakfast |
| 10:00 a.m. | Film on opponent |
| 11:00 a.m. | Taping/treatment |
| 11:30 a.m. | Depart for Shoot-around |
| Noon | Shoot-around |
| 1:30 p.m. | Return to hotel |
| 3:00 p.m. | Pre-game meal in hotel |
| 5:00 p.m. | Depart for game |
| 7:00 p.m. | Game time! |
| 9:30 p.m. | Dinner |
| 12:30 a.m. | Return to the basketball capital of the world, LEXINGTON! |



The Cats traveled to Malibu, Calif., for the Pepperdine Classic in 2000. Senior Associate Athletics Director Sandy Bell and daughter Lovi presented "Tonight Show" host Jay Leno with a UK women's basketball jacket after a taping of his show in Los Angeles.



BIG BLUE MADNESS

When former Kentucky men's basketball coach Joe B. Hall decided in 1982 that he needed to boost enthusiasm for the upcoming season, he remembered a special practice Maryland's Lefty Driessell had conducted nearly a decade before. He would invite the fans to a midnight practice on the first day college teams could begin preseason practice. So in October, Kentucky held an event that was billed as "Midnight Special." For many years, until the term was trademarked, the event was called "Midnight Madness." Now, Kentucky fans flock each October to "Big Blue Madness."

More than 8,500 fans attended that first practice in the then-12,000-seat Memorial Coliseum. Entry into the gym was somewhat easier then — those still arriving near the stroke of midnight had no problem getting a seat. But the seed of growth had been planted for what is still an annual, free event.

Amani Franklin high-fives the Wildcat during player introductions at Big Blue Madness last season.



Coach Matthew Mitchell is introduced to the capacity crowd at UK's Big Blue Madness in Rupp Arena last season.

Since the inception in 1982, it had been held in Memorial Coliseum. But with the Coliseum's capacity limited to 5,000 because of the construction of the new practice facility, UK held its first "Big Blue Madness" in Rupp Arena in 2005. Free tickets were distributed on Oct. 1, and about 20,000 tickets were claimed during the first 35 minutes. It took a little more than 48 hours to distribute the rest of the tickets.

"It's the one time where 25,000 people come to a practice and it doesn't happen anywhere else in the country. It just shows you the unique tradition of Kentucky basketball. It is a spectacle. It is an unbelievable night and it's the most unique of its kind in the country."

— UK Coach Matthew Mitchell

WE ARE KENTUCKY

2008 CATSPY AWARDS



The women's basketball team, as well as all of Kentucky's 22 varsity sports programs, are honored each year at the CATSPY Awards.

Based on the highly popular "ESPY Awards" hosted by ESPN, the CATSPY Awards ceremony is a dinner and awards show honoring UK student-athletes, coaches, and administrators. The event is held each year in April.

With co-winners in some categories, a total of seven teams and 25 individuals were recognized last season at the sixth-annual CATSPY Awards in Memorial Coliseum. Jay Crawford of ESPN and Christi Thomas of WKYT served as co-hosts of the event.



2008 WINNERS

Rookie of the Year
Megan Broderick, Tennis
Patrick Patterson, Basketball

Scholar-Athlete of the Year
tie: Beth Felts, Golf
Chelsea Chowning, Basketball
tie: Collin Cowgill, Baseball
Jacob Tamme, Football

Supporting Role
Ashley Dimkich, Softball

Performance of the Year
Kari Retrum, Diving
Thomas Csenge, Rifle

Fifth Third Bank Community Service Award
Crissy Cannon, Gymnastics
John Richardson, Track

Play of the Year
tie: Volleyball vs. LSU
Gymnastics vs. Arizona
tie: Football vs. LSU, Braxton Kelley
Bruno Agostinelli, Tennis

Character Award
Andrew Albers, Baseball

Lifetime Achievement Award
John Cropp, Associate Director of Athletics

Blue Heart Award
Rafael Little, Football

Coach of the Year
Gary Conelly, Swimming
Rich Brooks, Football

Bill Keightley "Assist Award"
Zach Murphy, Men's Basketball Manager
Will Herschelman, Men's Basketball Manager

Scratch Award
Mark Coury, Men's Basketball

Athlete of the Year
Jennifer Pason, Rifle
Andr Woodson, Football

Miss Wildcat
Crissy Cannon, Gymnastics

Mr. Wildcat
tie: Wesley Woodyard, Football
Jacob Tamme, Football

Academic Team of the Year
Women's Soccer
Men's Soccer

Team of the Year
Women's Tennis
Football

WE ARE KENTUCKY

WILDCAT FAMILY

"My teammates are my best friends. We celebrate the good times together and are there for each other during difficult times. We are one big family at Kentucky."

— Sophomore Victoria Dunlap



WE ARE KENTUCKY

HEART

“Heart is a characteristic of a **championship** team because having **heart** helps you play with passion, **determination** and courage.”

#1 • REDSHIRT SENIOR
ELEIA RODDY

KENTUCKY

KENTUCKY LIFE

COMMONWEALTH OF KENTUCKY

"If the United States can be called a body... then Kentucky can be called its heart."

— Jesse Stuart, Noted Kentucky Author



- Kentucky is one of only four states in the nation designated as a commonwealth
- State capital is Frankfort
- State bird is the cardinal
- State flower is the goldenrod
- State tree is the Kentucky Coffee Tree
- State song is "My Old Kentucky Home"
- Kentucky has more miles of running water than any other state except Alaska
- Kentucky has the world's longest cave system – Mammoth Cave – with over 300 miles of mapped passageways
- Central Kentucky is internationally known as the Horse Capital of the World


Lexington

Kentucky
UNBRIDLED SPIRIT™

Kentucky is preparing to host the 2010 Alltech FEI World Equestrian Games.

LEXINGTON

- The Bluegrass is a beautiful area with rolling hills, horse farms and Keeneland and Red Mile race tracks.
- The Bluegrass Airport has major airlines including Delta, United, Continental, Northwest, US Air and American. It is a convenient 10 minute drive to campus from the airport.



- **Location:** Within a day's drive of 75% of the U.S. population
 - **Population:** Lexington-Fayette County – 260,512
 - **Time Zone:** Eastern
 - **Average Temperature:** (F)
 - Spring – 74° High, 34° Low
 - Summer – 86° High, 61° Low
 - Fall – 79° High, 36° Low
 - Winter – 54° High, 23° Low
- Annual Precipitation:** 44.6 inches

- Cheer on numerous sporting events, including UK's 22 sports teams, the Lexington Legends Class A baseball team and the Lexington Horsemen arena football team.
- Lexington has four shopping malls and seven unique shopping areas located in the heart of downtown and within close proximity to campus.



- Lexington has a population of 260,000, but still has a small town atmosphere. Its size is perfect for a college atmosphere.
- Lexington is one of the top places to live in the country. It is ranked 15th best place to live and 17th safest city.



ESPN CollegeGameDay has visited Lexington for football and men's basketball.

Photos courtesy of www.kentuckytourism.com

UNIVERSITY OF KENTUCKY

- The University of Kentucky is very diverse. UK students represent 117 countries, all 50 states and every county in the Commonwealth.
- UK has 200 majors and degree programs in 17 academic and professional colleges available. This gives students the ability to change or specialize in an area of study.
- UK is ranked first among the nation's top 20 universities for small class size (90% of classes include 40 students or less).
- UK is one of only **SEVEN** universities in the U.S. that have programs in agriculture, engineering, law, medicine and pharmacy on a single campus.
- UK has been rated as one of the **100** best colleges for African-American students.
- UK Athletics spends approximately \$1.5 million each year for academic support of student-athletes.



- The W.T. Young Library is located in the middle of campus and has the largest book endowment among public universities, ranked second only to Harvard among all universities.



GENERAL INFO

Location: Lexington, Ky.

Founded: 1865

Enrollment: 27,000

President: Dr. Lee T. Todd Jr.

UK is ranked as the fourth best campus for safety among 135 schools surveyed by "Reader's Digest."

HOME OF CHAMPIONS



*In the past five years,
Kentucky has won
10 conference championships,
including 8 SEC championships,
and 2 individual
NCAA Championship titles*



WILDCATS MAKING THEIR MARK

UK HOOPS

KENTUCKY

OUTLOOK

WILDCATS

STAFF

REVIEW

RECORDS

HISTORY

HONORS

OPPONENTS

MEDIA INFO



J.B. HOLMES - 2008 FBR OPEN & RYDER CUP CHAMPION

BRANDON WEBB - 2006 NATIONAL LEAGUE CY YOUNG AWARD WINNER



JARED LORENZEN - 2008 SUPER BOWL CHAMPION WITH THE NEW YORK GIANTS

TAYSHAUN PRINCE - 2004 NBA CHAMPION WITH THE DETROIT PISTONS AND 2008 OLYMPIC GOLD MEDALIST WITH USA BASKETBALL

RAJON RONDO - 2008 NBA CHAMPION WITH THE BOSTON CELTICS



DR. LEE. T. TODD, JR., PRESIDENT



Lee T. Todd, Jr. became the 11th president of the University of Kentucky on July 1, 2001, after serving as senior vice president of IBM's Lotus Development Corp. President Todd is the sixth UK alumnus to hold the presidency.

President Todd has concentrated his efforts and energies on helping his alma mater achieve a greater level of national prominence. He launched the University of Kentucky's Top 20 Business Plan in December 2005. The plan is a quantitative analysis highlighting what it will take for UK to achieve its state-mandated goal of building a Top 20 public research university. Widely hailed as the first business plan by a public university in the nation, UK's plan

garnered widespread national attention. It has been featured by national media outlets and recognized by peer institutions, as several higher education leaders have visited UK's campus to learn more about the Business Plan approach.

He continues to champion UK's outreach efforts. President Todd launched a university-funded research program called the Commonwealth Collaboratives. The initiative features 36 of UK's top research teams, who are focused on solving the intrinsic problems that have held the state back from reaching its full potential. It is part of UK's effort to ensure that its research hits the ground in Kentucky and changes lives throughout the Commonwealth.

President Todd has spearheaded an effort to revitalize health care in Kentucky. In June 2006, UK unveiled the Commonwealth's Medical Campus of the Future, a multi-phased project aimed at providing Kentuckians with cutting-edge, 21st century health care. As part of the revamped academic medical campus, UK will construct a new, one million square foot University of Kentucky Albert B. Chandler Hospital and a new College of Pharmacy.

President Todd is currently a member of the Board of Directors and Vice Chair of the Executive Committee for the National Association of State Universities and Land-Grant Colleges (NASULGC). He is President of the Southeastern Confer-

ence (SEC) Executive Committee. President Todd serves on the Equitable Resources Board of Directors and is chair of the Kentucky Council on Post-secondary Education's STEM (Science, Technology, Engineering, and Mathematics) Task Force. He is chair of the National Consortium for Continuous Improvement in Higher Education's (NCCI) Leveraging Excellence Award selection panel. President Todd also is a member of the Business Higher Education Forum and the Council on Competitiveness.

He is married to the former Patricia Brantley, a UK graduate who earned her master's degree from Simmons College in Boston. They have two adult children, UK graduates Troy and Kathryn.

UK Board of Trustees

(as of July 14, 2008)

Mira S. Ball, Chair
 Stephen P. Branscum, Vice Chair
 Pamela Robinette May, Secretary
 Edward Britt Brockman
 Penelope A. Brown
 Jo Hern Curris
 Dermontti F. Dawson
 Ann Brand Haney
 James F. Hardyman
 Everett McConvey
 Billy Joe Miles
 Tyler Montell
 Sandy Bugie Patterson
 Phillip R. Patton
 Erwin Roberts
 Charles R. Sachatello
 C. Frank Shoop
 JoEita Y. Wickliffe
 Russ Williams
 Ernest J. Yanarella

UK Athletic Board

(as of July 1, 2008)

Charles W. Arnold
 Frank Butler
 Charles Cassis
 Dermontti F. Dawson
 Luther Deaton
 Alan DeSantis
 C. M. Gatton
 Scott Kelley
 Kathi Kern
 Frank Shoop
 Gerald Smith
 William B. Sturgill
 Kumble Subbaswamy
 Patricia Terrell
 Lee T. Todd, Jr.
 Bruce Walcott

Emeritus Member

S. T. Roach

MITCH BARNHART, DIRECTOR OF ATHLETICS

Mitch Barnhart is in his seventh year as Director of Athletics for the University of Kentucky, having set a clear course for making Kentucky one of the top athletics programs in the country.

Hired July 15, 2002, Barnhart has made the desire for overall excellence the cornerstone of Wildcat Athletics. His decision to fully fund all 22 varsity sports has produced a wave of firsts in a number of programs, while also allowing UK to achieve at a consistently high level.

Numerous sports have reached never-before-seen levels of success. Baseball won the school's first-ever Southeastern Conference title in 2006, following in the SEC championship footsteps of women's tennis, men's golf and men's basketball from 2005. Four Wildcat coaches earned SEC Coach of the Year honors in 2005-06.

The women's soccer and rifle teams added league titles in 2006-07, with conference Coach of the Year honors going to Warren Lipka and Harry Mullins, respectively.

Perhaps the biggest on-field turnaround besides baseball has been in football, where Rich Brooks has led the Wildcats to back-to-back bowl wins (2006 and 2007) for the first time in more than 50 years. Barnhart's support of Brooks and his staff has manifested itself in a string of wins over traditional

football powers, including a victory over top-ranked LSU in October 2007.

Financially, Barnhart instructed his staff to seek out new revenue streams, and that resulted in a record \$80 million multimedia rights agreement with Host Communications (now IMG College). The additional resources allow UK to continue its commitment to its student-athletes, a commitment Barnhart takes personally. Athletics spends \$1.5 million annually on its nationally-renowned CATSPY Academic Center and each spring hosts the CATSPYs, an awards program designed to recognize the very best in UK Athletics.

Other initiatives begun under Barnhart's leadership include the Big Blue Caravan, which connects UK to its vast fan base, the UK Athletics Hall of Fame, which honors past greats across all sports, a revamping of UK's donor program that has resulted in record K Fund dollars, and a 10-year, \$10-million commitment to help fund the University's general scholarship program. UK also completed the Joe Craft Center, a \$30 million expansion of Memorial Coliseum that includes new practice and office space for a variety of sports.

Barnhart's connection to UK's student-athlete is evident by his personal interaction and commitment to provide all support services necessary to meet the needs of these students.

Barnhart arrived at Kentucky from Oregon State, where he served four successful years (1998-2002) as athletics director. Before his tenure at OSU, he worked at Tennessee for 12 years (1986-98); served as assistant executive director of the SMU Mustang Club (1983-86); regional director for the Duck Athletic Fund at Oregon (1983); and was an intern for the Aztec Athletic Foundation at San Diego State (1982-1983). Barnhart, 48, is a native of Kansas City, Kan. He received his bachelor degree from Ottawa University (Kansas) in 1981 and a masters in sports administration from Ohio University in 1982. He and his wife, the former Connie Brown, have three children, Kirby, 20, Blaire, 17, and Scott, 14.



THE VISION



UK HOOPS KENTUCKY OUTLOOK WILDCATS STAFF REVIEW RECORDS HISTORY HONORS OPPONENTS MEDIA INFO

SACRIFICE

“Sacrifice is a short-term loss in return for a **greater gain**. Championship teams **sacrifice** a lot in order to **win**.”

#21 • SENIOR
JENN'E JACKSON

OUTLOOK

ENTUCKY

2008-09 ROSTERS

NUMERICAL

| No. | Name | Pos. | Ht. | Cl. | Hometown/HS/College |
|-----|-----------------|------|------|---------|---------------------------------------------------------|
| 00 | Carly Ormerod | PG | 5-8 | SR/3L | Louisville, Ky./Sacred Heart Academy |
| 1 | Eleia Roddy | F/C | 6-3 | R-SR/3L | Columbus, Ohio/Independence HS |
| 2 | Jackie Sanders | F/C | 6-2 | JR/TR | Birmingham, Ala./Fairfield HS/Gulf Coast CC |
| 3 | Sarah Rowe | G | 5-10 | FR/HS | Mt. Vernon, Ky./Rockcastle Co. HS |
| 4 | Keyla Snowden* | G | 5-7 | SO/TR | Lexington, Ky./Lexington Catholic HS/Akron |
| 5 | Carly Morrow | G | 5-11 | SO/1L | Chattanooga, Tenn./Chattanooga Girls Preparatory School |
| 12 | Lydia Watkins | G/F | 6-1 | JR/2L | Hopkinsville, Ky./Christian Co. HS |
| 15 | Brittany Edelen | F | 5-9 | JR/2L | Springfield, Ky./Washington Co. HS |
| 21 | Jenn'e Jackson | F/C | 6-1 | SR/3L | Radcliff, Ky./North Hardin HS |
| 23 | Rebecca Gray* | G | 5-10 | SO/TR | Georgetown, Ky./Scott Co. HS/North Carolina |
| 24 | Amber Smith | PG | 5-5 | SO/1L | Winter Haven, Fla./Winter Haven HS |
| 25 | Amani Franklin | G | 5-11 | JR/2L | Stone Mountain, Ga./Redan HS |
| 32 | Catina Bett | C | 6-5 | SO/1L | Gadsden, Ala./Gadsden City HS |
| 34 | Victoria Dunlap | F | 6-1 | SO/1L | Nashville, Tenn./Brentwood Academy |

* Will sit out the 2008-09 season due to NCAA transfer requirements

ALPHABETICAL

| Name | No. | Pos. | Ht. | Cl. | Hometown/HS/College |
|------------------|-----|------|------|---------|---------------------------------------------------------|
| Bett, Catina | 32 | C | 6-5 | SO/1L | Gadsden, Ala./Gadsden City HS |
| Dunlap, Victoria | 34 | F | 6-1 | SO/1L | Nashville, Tenn./Brentwood Academy |
| Edelen, Brittany | 15 | F | 5-9 | JR/2L | Springfield, Ky./Washington Co. HS |
| Franklin, Amani | 25 | G | 5-11 | JR/2L | Stone Mountain, Ga./Redan HS |
| Gray, Rebecca* | 23 | G | 5-10 | SO/TR | Georgetown, Ky./Scott Co. HS/North Carolina |
| Jackson, Jenn'e | 21 | F/C | 6-1 | SR/3L | Radcliff, Ky./North Hardin HS |
| Morrow, Carly | 5 | G | 5-11 | SO/1L | Chattanooga, Tenn./Chattanooga Girls Preparatory School |
| Ormerod, Carly | 00 | PG | 5-8 | SR/3L | Louisville, Ky./Sacred Heart Academy |
| Roddy, Eleia | 1 | F/C | 6-3 | R-SR/3L | Columbus, Ohio/Independence HS |
| Rowe, Sarah | 3 | G | 5-10 | FR/HS | Mt. Vernon, Ky./Rockcastle Co. HS |
| Sanders, Jackie | 2 | F/C | 6-2 | JR/TR | Birmingham, Ala./Fairfield HS/Gulf Coast CC |
| Smith, Amber | 24 | PG | 5-5 | SO/1L | Winter Haven, Fla./Winter Haven HS |
| Snowden, Keyla* | 4 | G | 5-7 | SO/TR | Lexington, Ky./Lexington Catholic HS/Akron |
| Watkins, Lydia | 12 | G/F | 6-1 | SO/1L | Hopkinsville, Ky./Christian Co. HS |

* Will sit out the 2008-09 season due to NCAA transfer requirements

BY CLASS

Seniors (3)

Jenn'e Jackson
Carly Ormerod
Eleia Rodd

Juniors (4)

Brittany Edelen
Amani Franklin
Jackie Sanders
Lydia Watkins

Sophomores (6)

Catina Bett
Victoria Dunlap
Rebecca Gray
Carly Morrow
Amber Smith
Keyla Snowden

Freshman (1)

Sarah Rowe

PRONUNCIATION

Eleia (ee-LEE-ah) Roddy
Jenn'e (ja-NAY) Jackson
Carly Ormerod (OR-mer-od)
Brittany Edelen (EED-len)
Sarah Rowe (rou)



RADIO/TELEVISION CHART



CARLY ORMEROD
Point Guard

00

5-8 – Sr.
Louisville, Ky.
(Sacred Heart Academy)



ELEIA RODDY
Forward/Center

1

6-3 – R-Sr.
Columbus, Ohio
(Independence HS)



JACKIE SANDERS
Forward/Center

2

6-2 – Jr.
Birmingham, Ala.
(Gulf Coast CC/Fairfield)



SARAH ROWE
Guard

3

5-10 – Fr.
Mt. Vernon, Ky.
(Rockcastle Co. HS)



KEYLA SNOWDEN
Guard

4

5-7 – So.
Lexington, Ky.
(Akron/Lexington Catholic HS)



CARLY MORROW
Guard

5

5-11 – So.
Chattanooga, Tenn.
(Chattanooga Girls Preparatory)



LYDIA WATKINS
Guard/Forward

12

6-1 – Jr.
Hopkinsville, Ky.
(Christian Co. HS)



BRITTANY EDELE
Forward

15

5-9 – Jr.
Springfield, Ky.
(Washington Co. HS)



JENN'E JACKSON
Forward

21

6-1 – Sr.
Radcliff, Ky.
(North Hardin HS)



REBECCA GRAY
Guard

23

5-10 – So.
Georgetown, Ky.
(North Carolina/Scott Co. HS)



AMBER SMITH
Point Guard

24

5-6 – So.
Winter Haven, Fla.
(Winter Haven HS)



AMANI FRANKLIN
Guard

25

5-11 – Jr.
Stone Mountain, Ga.
(Redan HS)



CATINA BETT
Center

32

6-5 – So.
Gadsden, Ala.
(Gadsden City HS)



VICTORIA DUNLAP
Forward

34

6-1 – So.
Nashville, Tenn.
(Brentwood Academy)

COACHING STAFF



MATTHEW MITCHELL
Head Coach

2nd

Season
Louisville, Miss.
(Mississippi State, '95)



KYRA ELZY
Assistant Coach

1st

Season
LaGrange, Ky.
(Tennessee, '01)



WENDY PALMER
Assistant Coach

2nd

Season
Roxboro, N.C.
(Virginia, '96)



MATT INSELL
Assistant Coach

1st

Season
Shelbyville, Tenn.
(Middle Tennessee, '07)



PAM STACKHOUSE
Assistant AD/WBB

6th

Season
Jennings, La.
(Louisiana Tech, '91)

CHAMPIONSHIP MODE

ALL DAY, EVERY DAY

Head Coach Matthew Mitchell and his Wildcats are in Championship Mode with sights on their fifth straight postseason appearance.

The Kentucky Wildcats have their sights set on a fifth consecutive postseason appearance in 2008-09. But after two straight showings in the WNIT, the team hopes to return to the Big Dance - the NCAA Tournament - for the first time since 2005-06.

To drive home the importance of achieving that goal, Coach Matthew Mitchell called a team meeting following the 2008 Final Four. He showed the players a highlight video that featured the top eight teams in the country. As the video began, Coach Mitchell muted the volume and asked his players to simply watch and describe admirable characteristics of each team.

"Going forward we need to play with a lot more passion and play with a fire in our belly because we are at the University of Kentucky and it's a special place to be," said Mitchell, who enters his second season at the helm of the Wildcat program. "I want our players' actions on the court to reflect the passion, pride and attitude that should come with playing at such a special place. We showed them the teams in the Elite Eight and asked them to describe what they saw because those teams obviously possess certain characteristics that make them stand out from the rest."

As the team watched, the players began calling out words that described what they saw. More than 35 words were listed, including heart, compassion, determination, leadership, dedication, motivation, discipline, intensity and hard work.

"When they started calling out what they saw

in the Elite Eight teams, they used THEIR words," Mitchell said. "The words weren't coming from just me anymore. They saw and recognized characteristics a championship team possessed. Their words will be used to help keep us focused on what we refer to as 'Championship Mode.' If we remain in Championship Mode all day, every day, we should have a really special team."

BACKCOURT

Senior and veteran point guard Carly Ormerod returns to the hardwood for her final season as a Wildcat after battling a tough case of turf toe and sesamoiditis (irritation of the tiny bones within the tendons that run to the big toe) in her left foot last season. She missed 17 games, including 14 straight, but finished the season strong, seeing action in eight of UK's final nine contests. Prior to her injury, Ormerod, a 2006 All-SEC Freshman team selection, led the team in assists two-straight seasons and has been accurate behind the three-point line, ranking seventh on UK's career three-point field goal percentage list. (35.1).

Splitting backup duties with Ormerod is super sophomore Amber Smith. A unanimous All-SEC Freshman last year, Smith is back from a knee injury that caused her to miss the final 12 games of the season. She tore the ACL and meniscus in her right knee vs. Tennessee in Knoxville, yet her determination and drive to succeed has increased two-fold.

"The backcourt has the potential to be really

exciting," Mitchell said. "We have two proven point guards in Ormerod and Smith, who could even play a lot together this year. With both of them back healthy and 100 percent, I think they are two real threats to make plays. They're both playmakers who provide the depth at point guard that we didn't have last season."

Smith, a "now-you-see-her, now-you-don't" blur, averaged 6.7 points, 3.4 rebounds and 2.8 assists per game as a freshman, including an average 9.4 points and 5.5 rebounds in SEC play.

Another tremendous athlete who can play either guard spot is sophomore Carly Morrow, who hit at least two three-pointers in seven games last season and fervently worked on her ball-handling skills in the off season. She is a bona fide "gym rat" whose work ethic is a perfect fit for Mitchell's lunch-pail approach to building a champion.

"I think Morrow certainly has put herself in position to have a very good sophomore season through her work ethic," Mitchell said. "She has demonstrated tremendous work ethic and I am really hopeful that will translate to good performance on the basketball court because she has certainly put in the time in the off-season."

Junior Amani Franklin has been tabbed by her teammates as the player most likely to have a break-out season. She showed glimpses of her talent and athleticism last season, setting career highs in nearly every statistical category, including scoring 21 points vs. South Carolina and 18 points vs. in-state rival Louisville. She earned a starting nod in 16 games and was UK's fifth-leading scorer with 6.5 points per game. Given her strength and quickness, Franklin is expected to play with more consistency and improved defensive skills in her junior campaign.

"Amani has tremendous potential," Mitchell said. "She could be a very good player at UK."

Junior Lydia Watkins is a 6-1 guard/forward who also has been targeted to have a huge break-out season. Watkins is a remarkable athlete and off-the-charts leaper who averaged 4.4 points and 3.8 rebounds. She scored in double figures four times and had two double-digit rebounding games, including her first career double-double with 16 points and 16 rebounds vs. MTSU in the second round of the WNIT. Watkins, who plays with eight screws in her back after a high school injury, has taken a team-high 10 charges in her career.

Coach Mitchell with the senior class: Eleia Roddy, Carly Ormerod and Jenn'e Jackson.



FRONTCOURT

Following the loss of All-SEC center and UK's all-time leading shot blocker Sarah Elliott, a four-year starter, the Wildcats' frontcourt will take on a new identity for the first time in four seasons.

"The frontcourt is interesting this year because we're probably going to ask our players to be very versatile," Mitchell said. "I think versatility is the greatest attribute of the frontcourt because we have players that can score inside and out, such as Lydia Watkins and Jackie Sanders. And Victoria Dunlap has worked very hard to improve her outside shooting.

"We also have players that can cause mismatches. For instance, Brittany Edelen may not be as big as a lot of frontcourt players, but she is very athletic and very quick and could cause matchup problems."

The linchpin of the interior lineup is sophomore Victoria Dunlap. The 6-1 power forward is coming off an impressive freshman season and is UK's leading returner in scoring, rebounding and shot-blocking. She also was a unanimous pick for the All-SEC Freshman team last season after averaging 7.3 points, 6.9 rebounds per game and totaling 25 blocks.

"Victoria could play small or power forward this year and she may even play center at times," Mitchell said. "Obviously, she is going to come to

work everyday focused on what we're going to ask her to do that particular day."

Newcomer Jackie Sanders of Birmingham, Ala., knows a thing or two about winning and she brings that same winning mentality to Kentucky. Sanders helped Gulf Coast Community College win the National Junior College Athletic Association (NJCAA) National Championship title last season with a 36-1 overall record. She was the team's leading rebounder with 7.7 rebounds per game and ranked fourth in scoring, averaging 11.3 points per game. Sanders, 6-2, was listed as the nation's sixth-ranked player overall and the top junior college prospect at power forward by the All-Star Girl's Report.

"Jackie is a proven player at a high level of junior college competition and we think that's going to translate into her being a very good player in the SEC," Mitchell said. "She has the potential to be one of our most accurate three-point shooters. With her size and strength, she has the rare ability to truly play inside or step out to cause problems by stretching the defense."

On the low block Mitchell sees a trio of players – senior forward/centers Eleia Roddy and Jenn'e Jackson and sophomore center Catina Bett – who are ready to contribute more consistently.

"Eleia Roddy is a proven performer in the SEC and if she has the kind of season I'm expecting, it's

going to be a great year for her," Mitchell said. "Jenn'e Jackson and Catina Bett are showing signs of improvement and progress that could help us in the low block."

Roddy, a red-shirt senior, is UK's most dependable and experienced low-block threat but she has been hampered with injuries throughout her career. All together, Roddy has endured four surgeries on her right knee, missing the 2006-07 season and the first 12 games of last season. Prior to injuries, she averaged 7.8 points and 6.7 rebounds per game while playing only 20 minutes a game.

Jackson, a 6-1 Radcliff, Ky., native, is a terrific athlete and leaper, as evidenced by a total of 41 blocked shots in her career. Bett, the Wildcats' tallest player at 6-5, saw action in 22 games last season due Roddy's injuries but averaged just 1.7 points and 2.1 rebounds. She has worked on improving her strength and conditioning and post moves during the off-season.

With an experienced and steady backcourt along with a solid tandem of frontcourt players,

CAT SCRATCHES

Returning Production

UK returns 10 letter winners, but just one starter from last season. UK lost its top two scorers in Samantha Mahoney and Sarah Elliott but returns its leading rebounder in sophomore Victoria Dunlap.

The statistics below reflect the returning production:

| | |
|----------|--------|
| Points | 48.7 % |
| Rebounds | 64.1 % |
| Assists | 50.0 % |
| Blocks | 41.1 % |
| Steals | 55.6 % |

All-SEC Performer Returns After Injury

All-SEC freshman team member Amber Smith returns to the hardwood after sitting out most of last season with a knee injury. Smith, a 5-5 point guard, was excelling in her rookie season when she was forced to sit out the final 11 games after suffering an ACL and meniscus tear in her right knee at Tennessee. Prior to her injury, Smith was averaging 9.4 points and 5.5 rebounds per game in SEC play.

Joe Craft Center

The UK Hoops team has been enjoying its new \$30-million practice facility completed in December of 2007. The facility is comprised of 100,000 square feet, including a 3,200 square foot weight room and a 3,600 square foot training room. It contains a women's basketball only gym with access 24 hours a day/seven days a week and is in walking distance from the UK Hoops' dorm. The coaching staff also has new offices and there are new women's basketball locker rooms, a film room and team lounge.

Hi Mom! We're on TV.

Thanks to its recent success, the Kentucky women's basketball team receives extensive television coverage. In all, the Wildcats will appear on television more than 10 times again this season, with five appearances on the Big Blue Sports Network. Last season, 14 games were televised.

Cats To Play All Games in Memorial Coliseum in 2008-09

The Cats have 16 regular-season home games and unlike the past six seasons where four to five games were played in Rupp Arena, all games will be held in Memorial Coliseum this year.

Four Newcomers Added to Roster

Four newcomers will don the Blue and White for the first time this season as Kentucky's class is comprised of Jackie Sanders, a 6-2 forward and junior college transfer from Gulf Coast Community College and walk-on Sarah Rowe, a 5-5 guard from Rockcastle County High School in Mt. Vernon, Ky. North Carolina transfer Rebecca Gray, a 5-10 guard from Georgetown, Ky., and Akron transfer Keyla Snowden, a 5-7 guard from Lexington, Ky., will sit out the 2008-09 season due to NCAA transfer requirements.

Two New Assistants Join Coaching Staff

Kyra Elzy, former Kansas assistant coach and Tennessee Lady Volunteer, along with former AAU coach and Louisiana Tech Director of Basketball Operations, Matt Insell, were added to the coaching staff this season. Associate head coach Niya Butts left Kentucky to be the head coach at Arizona while Vonn Read resigned for family reasons.



the Wildcats plan to use their own words – heart, compassion, determination, leadership, dedication, motivation, discipline, intensity and hard work - to stay in “Championship Mode” all the way to the Final Four in St. Louis.

SCHEDULE

Seventeen opponents on UK’s 2008-09 schedule participated in the postseason last year, including five conference champions and four runners-up. Twelve squads advanced to the NCAA Tournament and five appeared in the WNIT. UK will also meet four first-time opponents in Furman, Alabama A&M, UC Santa Barbara and Yale.

The Cats have 16 regular-season home games. Unlike the past six seasons, in which four to five games were played in Rupp Arena, all games will be held in Memorial Coliseum this year. So far, eight games have been selected for television and all 29 regular-season games can be heard on the Big Blue Sports Radio Network.

The Wildcats open the season with a three-game homestand vs. Big Ten member Michigan, Big East opponent Cincinnati and Atlantic 10 powerhouse George Washington.

Thanksgiving will be celebrated in the Big Apple (Nov. 28-29) when the Cats participate in the Turkey Classic hosted by Long Island University in Brooklyn, N.Y. The Ivy League’s Yale and America East Conference member, New Hampshire, round out the tournament field with UK and LIU. UK will face first-time opponent Yale in the opening game on Nov. 28.

Kentucky remains on the road after the

Thanksgiving break for a brutal stretch that has the Cats playing three games in five days. UK travels to the Queen City to take on defending Atlantic 10 champions Xavier on Dec. 2 followed by a matchup against Western Kentucky just two days later on Dec. 4. The Cats return to Memorial on Dec. 6 to meet Furman of the Southern Conference. After a short break, home games with East Tennessee State (Dec. 12) and Alabama A&M (Dec. 19) sandwich the annual in-state rivalry game with Louisville in Freedom Hall (Dec. 14).

To close out the calendar year UK welcomes UC Santa Barbara (Dec. 21), last year’s Big West champion, and IUPUI (Dec. 30) to Lexington for back-to-back home games. The Cats also ring in 2009 in Memorial as they play host to North Carolina A&T on Jan. 1. The final non-conference tune-up is Jan. 3 when UK travels to Oxford, Ohio, to take on Miami, the Cats’ first matchup against the Red Hawks since 2003.

Kentucky begins SEC play on the road, traveling to Knoxville, Tenn., to face defending NCAA champion Tennessee on Jan. 8. UK will return the favor when it plays host to the Lady Vols in Memorial Coliseum on Feb. 19 in the WBCA Pink Zone game. All fans will be encouraged to wear pink and assist in raising breast cancer awareness on the court, across campuses, in communities and beyond.

“The SEC schedule is going to be very exciting this year,” Mitchell said. “We can look for LSU and Tennessee to be very good once again but when you lose some really dominant players out of the league like Candace Parker, Sylvia Fowles, and



Tasha Humphrey, it makes for an exciting year to see who is going to step up and fill those roles.”

The Cats again meet Final Four participant LSU in a home-and-home series this season - Jan. 25 in Memorial for UK’s second annual “Pack the House” game and Feb. 22 in Baton Rouge, La. Other highlights of the league schedule include Alumni Day on Feb. 8 vs. Vanderbilt and Senior Day on Feb. 26 vs. Georgia. The 2009 SEC Tournament moves to Little Rock’s Alltel Arena and the four-day event takes place March 5-8.

Q&A WITH HEAD COACH MATTHEW MITCHELL

What about last year’s team makes you the most proud?

“Often times when a team starts the season losing close games, game after game, generally that fosters a lack of confidence. It takes a very strong group of people to work through that, weather that storm, and come out on the other side and start winning those close games. That’s the quality that I am most proud of from last year’s team. They used hard work, a lot of effort and had a belief that they could get the job done and we had a very successful SEC season.”

You have three seniors in this year’s class. Talk about what they mean to this program.

“They have a tremendous opportunity in front of them. They have the opportunity to become one of the winningest senior classes to ever to play at Kentucky. I think that’s significant. They have a lot to accomplish this season but if they remain focused and dedicated, they will go down as one of the most successful classes to ever play here. Last year’s senior class won a combined 77 games and I think this group of seniors could blow that out of the water with a 20-plus win season.”

You have a great coaching staff. Talk about the hiring of new assistant coaches in Kyra Elzy and Matt Insell.

“It’s always sad when coaching changes happen but we are proud of Niya Butts for being named the head coach at Arizona. We’ve worked hard to fill our coaching staff with the most talented and hardest-working people and I’m thrilled with our new coaching staff. Everyone has blended together well and accepted their role and is working extremely hard. I feel very blessed to have a great coaching staff and support staff too.”

You’ve decided to play all 16 home games in Memorial Coliseum and no games at Rupp Arena. Why?

“We feel like Memorial Coliseum is our home. When we started playing four to five games at Rupp Arena a few years ago we did that because at the time Memorial didn’t have all the bells and whistles Rupp Arena offered. Now, Memorial has a new floor, a new sound system, a new video board and a new scoreboard. We have everything we need at Memorial and we think it’s a great atmosphere for our home games. Rupp Arena will always be an option for us to play if the need arises and it’s great that we two facilities to choose from.”

What are the team’s goals for the season?

“The goal is the same every season and it always will be because it’s the only season this team will ever have. This is the only time this particular group of players will play together. We’re going to try to be the best team in the country this year, and that’s going to be our goal every year. We’re going to try to get the most out of every single player every single day and come together as a unit in which everybody is pulling for each other.”

What facet of the game is most important to this team’s success?

“Again this year we are going to have to be extremely solid early in the season in the areas of defense and rebounding because our offense will be a work in progress.”

How did the 35,000-Make Challenge come about?

“This summer we asked our players to set a goal of making 35,000 shots by the start of practice on Oct. 18. I believe that the players who complete the challenge will have more confidence heading into the season.”

The theme “Championship Mode” what does that mean to this program?

“It all came about by our Assistant Athletics Director for Women’s Basketball, Pam Stackhouse. I was on the road this summer, traveling and needing to adjust my schedule a lot. I didn’t want to inconvenience people or put extra work on people but she would always have a great attitude and her line back to me would be ‘don’t worry about it Coach, we are in championship mode.’ It made me start thinking that’s exactly where we need to be. We need to have that mentality every time we engage in an activity that impacts UK women’s basketball. We need to be carrying out every action with a championship mind set. Coach Stackhouse was the genesis of the term and it we use it now in our daily lives.”

Talk about the SEC schedule.

“The SEC schedule is going to be very exciting this year. We can look for LSU and Tennessee to be very good once again but when you lose some really dominate players out of the league like Candace Parker, Sylvia Fowles, and Tasha Humphrey, it makes for an exciting year to see who is going to step up and fill those roles. Will there be more impact players or will a team come together and emerge as the best? It’s going to be interesting. Our schedule is extremely challenging like last year but I certainly don’t think we will be cannon fodder. I expect us to challenge for one of the top spots in the SEC again this season.”

WHERE ARE THE CATS FROM?

In 34 years of varsity women's basketball, Kentucky has been represented by Wildcats from 26 states, the District of Columbia and six countries.

Alabama (4)

- Florence*
Karen Killen
- Birmingham*
Stephanie Stumbo, Jackie Sanders
- Gadsden*
Catina Bett



Arkansas (1)

- Hot Springs*
Tiffany Wait



D.C. (1)

- Washington, D.C.*
Danyelle Payne



Florida (4)

- Clearwater*
Michele Pennie
- Ft. Walton Beach*
Afton Perry
- Winter Haven*
Moe Gamble, Amber Smith



Georgia (6)

- Atlanta*
E'Lisa Ladson
- Chickamauga*
Vanessa Foster-Sutton
- Decatur*
Tedra Eberhart, Amani Franklin
- Hephzibah*
Niecee Patterson
- Jonesboro*
Jaye Barnes



Illinois (5)

- Altamont*
Caroline Huelskoetter
- Carmi*
Jennifer Goin
- Chicago*
Stephanie Christman
- East St. Louis*
Rita Adams
- Elmhurst*
Laurie Hudgens



Indiana (6)


- Austin*
Jodie Whitaker
- Crown Point*
Nancy Cowan



- North Vernon*
Jenny Pfeiffer
- Peru*
Arlene Baluyut
- Portland*
Shannon Freeman
- Ramsey*
Julie Swarens-Beickman

Iowa (2)

- Panora*
Cathy Proctor
- Waukon*
Jody Runge



Kentucky (66)

- Alvaton*
Laura Upton
- Ashland*
Terry Boyd, Nikki Young
- Barbourville*
Melissa Napier
- Bedford*
Audre Andrew
- Berea*
Chelsea Chowning
- Bowling Green*
Selia Helm
- Carlisle*
Kim Denkins
- Corbin*
Lisa Collins
- Covington*
Lori Edgington, Katie Vieth
- Cynthiana*
Mary Custard
- East McDowell*
Geri Grigsby
- Eminence*
Chrissy Roberts
- Florence*
Julie Duerring
- Georgetown*
Stacy McIntyre, Rebecaa Gray
- Ghent*
Pam Browning
- Hazard*
Stephanie Baker, Carolyn Alexander
- Henderson*
Nikki Hay
- Hopkinsville*
Lydia Watkins
- Jackson*
Angel Stevens



- Jamestown*
Stephanie Higginbotham
- Jenkins*
Mitzi Combs
- Lexington*
Debbie Mack, Tayna Fogle, Lea Wise, Donna Martin, Leslie Nichols, Belitta Croley, Keyla Snowden, Lisa Ellis, Tracye Davis, Marcia Webb, Erica Jackson, Nastassia Alcius
- Liberty*
Debbie Miller
- London*
Bonnie Sizemore, Sharon Garland, Stacey Reed
- Louisville*
Carly Ormerod, Janet Timperman, Maria Donhoff, Denise Fetter, Patty Jo Hedges, Diane Stephens, Terri Naiser, Lynne Elbert, Christina Jansen, Latasha Peterson, Dmonique Mitchell
- Loyall*
Lynnette Lewis
- Madisonville*
Jamie Hobgood
- McKee*
Sarah Elliott
- Manchester*
Vonda Jackson
- McRoberts*
Debra Oden
- Mt. Washington*
Sarah Rowe
- Mt. Washington*
Becky McKinley
- Monticello*
Pam Shrum
- Owensboro*
Elisabeth Lukschu, Melanie Warren, Kris Miller
- Radcliff*
Jenn'e Jackson
- Richmond*
Robyn Embry
- Russellville*
Lora Spencer
- Springfield*
Brittany Edelen
- Louisiana (1)**
Metairie
Shawn Manning



Maryland (3)

- Baltimore*
Pattresa Leonard
- Clarksville*
Keiko Tate
- Landover*
Cathy Barber



Michigan (4)

- Detroit*
Chanté Bowman, Samantha Mahoney
- Lansing*
Michelle Smith
- Rochester Hills*
Sara Potts



Mississippi (2)

- Gulfport*
Dasieka Hawthorne
- Yazoo City*
Shambrica Jones



Nevada (1)

- Carson City*
Jennifer Gray



CATS BY STATE

The 2008-09 Wildcats represent eight states.

Alabama
(Bett, Sanders)



Florida
(Smith)



Georgia
(Franklin)



Kentucky
(Edelen, Gray, Ormerod, Jackson, Rowe, Snowden, Watkins)



Ohio
(Roddy)



Tennessee
(Dunlap, Morrow)



New Jersey (4)

- Camden*
- Grace Odrick
- Cherry Hill*
- Valerie Still
- Jersey City*
- Lyssa Simpson
- Newark*
- Shantia Owens




New York (4)

- Auburn*
- Sandy Harding
- New York*
- Aisha Bonets
- Queens*
- Tanesha Seaton
- Rochester*
- Oreonna Taylor



New Mexico (1)

- Albuquerque*
- Natalie Martinez



Ohio (12)

- Cincinnati*
- Rae Keith, Racquel Ellis
- Clayton*
- Mary Jane White, Ruth Ann Mountain, Theresa Stewart
- Columbus*
- Jenerrie Everette, Eleia Roddy
- Dayton*
- LaTonya McDole, Alvine Mendeng
- Toledo*
- Karen Mosley, Shaunda Roberts
- Medina*
- Shelly Miller



Oklahoma (2)

- Oklahoma City*
- Christe Jordan
- Tulsa*
- Stephanie Stoglin




Oregon (2)

- Beaverton*
- Keeoma Wardford
- Lake Oswego*
- Ali Lomax



Pennsylvania (1)

- Havertown*
- Linda Edelman



South Carolina (1)

- Greenville*
- Kenya Young



Tennessee (13)

- Brownsville*
- Patrice Boyd
- Chattanooga*
- Jennifer Johnson, Tiundra Love, Carly Morrow
- Collinwood*
- Mia Daniel
- Hendersonville*
- Kristi Cushenberry
- Kingsport*
- Josh Mills
- Knoxville*
- Sade Buley
- Memphis*
- Davitria Harrell, Jennifer Humphrey
- Nashville*
- Victoria Dunlap
- Oak Ridge*
- Tammy Dowdell, Angela Phillips



Texas (1)

- Colleyville*
- Kristen Grassi



Virginia (2)

- Chesapeake*
- Kathy Lokie
- Chillhowie*
- Rebekah Reasor



Washington (1)

- Sammamish*
- Kristin Connolly



West Virginia (4)

- Beckley*
- Natasha Ross
- So. Charleston*
- Beth Kogoy
- Huntington*
- Laura Meadows
- Westover*
- Monique Tarantini



INTERNATIONAL CATS

Bahamas

- Nassau* Kayla Campbell



Belgium

- Mons* Malinka Salhi



Canada

- Brantford, Ontario* Karri Koach
- Quebec* Melissa Langelier



Finland

- Helsinki* Anne Sarkalahti



Germany

- Zweibruecken* Jeannine Mjoseth



England

- Stafford* Sally Loughton



The 2008-09 team is composed of seven Kentucky natives in (back row, left to right): Rebecca Gray, Lydia Watkins, Brittany Edelen, Jenn'e Jackson (front row, left to right): Sarah Rowe, Keyla Snowden, Carly Ormerod

WILL-TO-WIN

“A will-to-win is the **fight** that championship teams have and the **emotion** they play with that not only shows their **teammates** how bad they want it, but shows their **fans** too.”

#12 • JUNIOR
LYDIA WATKINS

MEET THE WILDCATS

ENTUCKY

CATINA BETT

6-5 • SO. • CENTER
GADSDEN, ALA./GADSDEN CITY HS

General

Possesses a nice shooting touch and is very active around the basket ... Worked on strength and conditioning in the off season ... Has size necessary to make an impact at center ... Saw action in 22 of 33 games as a freshman.

2007-08 (Freshman)

Averaged 1.7 points and 2.1 rebounds per game ... Scored four points in nine minutes in her collegiate debut vs. USC-Upstate (11/10/07) ... Had a career day against Old Dominion (12/28/07) and Xavier (1/1/08), scoring a career-high seven points in both games ... Came off the bench to grab a career-high five rebounds in just nine minutes against Wofford (1/7/08) ... Scored six points and grabbed three rebounds against Florida (1/10/08) in the SEC opener ... Charted a career-high seven rebounds at Mississippi State along with swatting a career-high three shots in just 18 minutes ... Played a season-high 22 minutes against No. 2 Tennessee in Lexington (1/17/08).

High School

Named the 2007 girl's basketball 6A Player of the Year by the Alabama Sports Writers Association as a senior ... Averaged 15.2 points, 10.2 rebounds, 3.0 blocks and 2.0 assists per game for

the Titans ... Helped lead her squad, known as 6A Gadsden City High School after a consolidation of several local high schools, to a 25-8 overall record and a Class 6A state runner-up title ... Started in all 33 games and was voted Most Valuable Player of the Northeast Regional, All-Area Tournament and the state final four ... Also was named to the Alabama All-Star team, helping Alabama defeat Mississippi in the All-Star game ... Named an AHSAA All-Star after averaging 16.0 points and 11.0 rebounds per game during her junior season ... Second-team all-state in Class 5A by the Alabama Sports Writers Association and ranked as one of the nation's top 50 players by ASGR ... Elected team captain as a junior and senior ... Also a competitive volleyball player ... Chose Kentucky over Florida, Ole Miss, and Mississippi State.

The Cats' Cause

Guest speaker at a local church ... Visited the Carnegie Center ... Volunteer for UK Athletics' Canned Food Drive ... Played bingo at Kentucky Children's Hospital ... Participated in Cats Cultivating Character, where student-athletes teach character lessons once a month to third grade students at a local elementary school.



Date and Place of Birth: July 14, 1988/
Anniston, Ala.

Parent(s): Clarissa Bett, Terry McCord

Siblings: LaRobert (16) **Son:** Brendan (4)

Major: Family Sciences

Minor: Sociology

High School and Coach:

Gadsden City/Jeremy Brooks

Shooting Hand: Right

CAT SCRATCHES

When was the last time you were moved to tears? "Beating Georgia in the SEC Tournament."

What has impressed you most about Coach Mitchell and his coaching staff? "His dedication to helping me become a better person as well as player."

What is one thing Coach Mitchell says all the time? "Always practice the winning tools - honesty, hard work, and discipline. Stay away from losing tools." **I chose to play basketball at UK**

because? "Of the atmosphere and support from coaches and fans."

What has given you the most joy in the last year? "Knowing that I have people around me that want to see me succeed."

Who on the team do you think will have a breakout season and surprise people? "Carly Morrow. She works harder than anyone."

What is one thing you wish you could be better at? "Ball handling and outside shooting."

What is your dream job? "Motivational speaker or any way I can give back."

If you were a crayon, what color would you be? "Blue, baby!"



GAME-BY-GAME STATS

| (Freshman - 2007-08) | | | | | | | | | | | | |
|----------------------|------------|--------------|------------|--------------|-----------|----------|----------|----------|-----------|--|--|--|
| Opp. | MIN | FG-FGA | 3FG-FGA | FT-FTA | REB | A | Blk | Stl | Pts | | | |
| USC-Upstate | 9 | 2-3 | 0-0 | 0-0 | 1-3-4 | 2 | 0 | 0 | 4 | | | |
| at George Washington | 7 | 0-1 | 0-0 | 3-4 | 0-0-0 | 0 | 0 | 0 | 3 | | | |
| Florida Atlantic | 3 | 0-0 | 0-0 | 0-0 | 0-1-1 | 0 | 0 | 0 | 0 | | | |
| vs. Minnesota | 8 | 0-2 | 0-0 | 0-0 | 1-1-2 | 0 | 0 | 0 | 0 | | | |
| vs. Texas | 5 | 0-0 | 0-0 | 0-0 | 0-1-1 | 0 | 1 | 0 | 0 | | | |
| vs. Lipscomb | 7 | 1-1 | 0-0 | 0-0 | 0-0-0 | 0 | 0 | 0 | 2 | | | |
| at Michigan | 2 | 0-0 | 0-0 | 0-0 | 0-1-1 | 0 | 0 | 0 | 0 | | | |
| Old Dominion | 13 | 2-2 | 0-0 | 3-3 | 1-3-4 | 1 | 1 | 0 | 7 | | | |
| at South Alabama | 4 | 0-0 | 0-0 | 0-0 | 0-2-2 | 1 | 0 | 0 | 0 | | | |
| Xavier | 18 | 3-4 | 0-0 | 1-1 | 1-4-5 | 0 | 1 | 0 | 7 | | | |
| Wofford | 9 | 1-3 | 0-0 | 0-0 | 1-4-5 | 1 | 0 | 0 | 2 | | | |
| Florida | 20 | 3-6 | 0-0 | 0-0 | 2-1-3 | 1 | 0 | 0 | 6 | | | |
| at Mississippi State | 18 | 0-4 | 0-0 | 0-2 | 5-2-7 | 1 | 3 | 0 | 0 | | | |
| Tennessee | 22 | 1-6 | 0-0 | 0-0 | 3-0-3 | 1 | 1 | 0 | 2 | | | |
| Auburn | 5 | 0-0 | 0-0 | 0-0 | 1-1-2 | 1 | 0 | 0 | 0 | | | |
| at South Carolina | 4 | 0-0 | 0-0 | 2-2 | 0-0-0 | 0 | 1 | 0 | 2 | | | |
| LSU | 2 | 0-1 | 0-0 | 0-0 | 1-0-1 | 0 | 0 | 0 | 0 | | | |
| at Tennessee | 3 | 0-0 | 0-0 | 0-0 | 0-0-0 | 0 | 0 | 0 | 0 | | | |
| Ole Miss | 3 | 0-0 | 0-0 | 0-0 | 0-0-0 | 0 | 0 | 0 | 0 | | | |
| at Vanderbilt | 3 | 0-1 | 0-0 | 0-0 | 0-0-0 | 0 | 0 | 0 | 0 | | | |
| Alabama | 9 | 0-0 | 0-0 | 0-0 | 1-3-4 | 0 | 0 | 0 | 0 | | | |
| South Carolina | 5 | 0-1 | 0-0 | 1-4 | 1-1-2 | 0 | 0 | 0 | 1 | | | |
| LSU | 5 | 1-2 | 0-0 | 0-0 | 0-0-0 | 0 | 0 | 0 | 2 | | | |
| Totals | 181 | 14-37 | 0-0 | 10-16 | 47 | 9 | 8 | 0 | 38 | | | |

CAREER HIGHS

| | |
|-----------------|------------------------------------------|
| Points: | 7, twice, last vs. Xavier 1-1-08 |
| FGM: | 3, twice, last vs. Florida 1-10-08 |
| FGA: | 6, twice, last vs. Tennessee 1-17-08 |
| FTM: | 3, twice, last vs. Old Dominion 12-28-07 |
| FTA: | 4, twice, last vs. South Carolina 3-2-08 |
| 3FGM: | 0 |
| 3FGA: | 2 vs. Georgia 3-2-07 |
| O-Rebounds: | 5 vs. Mississippi St. 1-13-08 |
| D-Rebounds: | 4, twice, last vs. Wofford, 1-7-08 |
| Total Rebounds: | 7 vs. Mississippi St. 1-13-08 |
| Assists: | 2 vs. USC-Upstate 11-10-07 |
| Blocks: | 3 vs. Mississpii St. 1-13-08 |
| Steals: | 0 |
| Minutes: | 22 vs. Tennessee 1-17-08 |

CAREER STATS

| Year | GP-GS | MIN | FG-FGA | PCT | 3FG-FGA | PCT | FT-FTA | PCT | OFF-DEF | TOT/AVG | PF-FO | A | TO | BLK | ST | PTS/AVG |
|---------------|-------------|------------|--------------|-------------|------------|-------------|--------------|-------------|--------------|---------------|-----------|----------|-----------|----------|----------|---------------|
| 07/08 | 22-0 | 181 | 14-37 | .378 | 0-0 | .000 | 10-16 | .625 | 19-28 | 47/2.1 | 30 | 9 | 27 | 8 | 0 | 38/1.7 |
| Totals | 22-0 | 181 | 14-37 | .378 | 0-0 | .000 | 10-16 | .625 | 19-28 | 47/2.1 | 30 | 9 | 27 | 8 | 0 | 38/1.7 |

VICTORIA DUNLAP

6-1 • SO. • FORWARD

NASHVILLE, TENN./BRENTWOOD ACADEMY

General

Team's returning leader in scoring and rebounding ... Worked on outside range during the off season ... Dual sport athlete as she also competes on UK's track and field team ... Comes from a family of athletes as father played football at Tennessee State and spent three seasons in the NFL and brother King is currently an offensive lineman for the Philadelphia Eagles.

- SEC All-Freshman Team (2007-08)
- Three-time SEC Freshman of the Week

2007-08 (Freshman)

Played and started all 33 games as a freshman ... Averaged 7.3 points and 6.9 rebounds per game ... Led UK in rebounding, ranking 12th in the SEC ... Only freshman in the top 12 of that category ... Also led the team in steals (43) ... Third on the squad in scoring ... Unanimous choice for the All-SEC Freshman Team ... One of only three freshmen in the SEC to start every game (UGA's Puleo and Tennessee's Bjorklund were the others) ... Scored in double-figure points in eight games ... Posted double-figure rebounds seven times, including five of the last eight games ... Netted a career-high 20

points vs. William & Mary ... Named SEC Freshman of the Week after averaging 9.0 points and 4.0 rebounds per game during the Rainbow Wahine Classic ... Also received the honor after solid performances in UK's league wins over Florida (1/10/08) and Mississippi State (1/13/08) ... Gathered her third SEC Freshman of the Week honor after a 12-point, nine-rebound performance against Ole Miss ... Top rebounder in 11 games ... Recorded a career-high 14 rebounds and four blocks vs. MTSU in the second round of the WNIT ... Charted three double-doubles (points and rebounds), including two consecutive in the WNIT ... Named to the All-SEC Freshman Outdoor Track and Field Team after placing third in the high jump ... Was the third-ranked freshman nationally and top rookie in the Mideast region with a season-best jump of 5-10 ... After one outdoor track season, now ranks in UK's all-time top-10 in both the high jump (3rd) and the javelin (7th).

High School

Two-time Tennessee Miss Basketball finalist ... Averaged 12.0 points and 8.2 rebounds per game as a senior

Date and Place of Birth: Sept. 19, 1989/
Nashville, Tenn.

Parent(s): King and Robin Dunlap

Siblings: King V (23), George (21)

Major: Math Education

High School and Coach: Brentwood

Academy/Rhonda Brown

Shooting Hand: Right

CAT SCRATCHES

Were you named after anyone?

"Middle names from a magazine

(Essence) and Grandma (Rose)."

What is your nickname? "Vic, Vicky

Deez."

What has impressed you most about

Coach Mitchell and his staff? "How

honest they are with the team."

What is one thing Coach

Mitchell says all the time?

"That's off the chain!"

Funniest player on the team and why? "Me, because I am."

Do you have a special talent?

"Singing."

You'd be surprised to know that I ?

"Sing all the time."

Your favorite memory of a UK fan?

"All the fans running on the field after

our football team beat No.1 LSU."

If you could win a gold medal in the

Olympics in any sport, besides

basketball, what would it be?

"Heptathlon-Track."

Favorite food? "Pizza."



UK HOOPS
KENTUCKY
OUTLOOK
WILDCATS
STAFF
REVIEW
RECORDS
HISTORY
HONORS
OPPONENTS
MEDIA INFO

GAME-BY-GAME STATS

| (Freshman - 2007-08) | | | | | | | | | | |
|------------------------|------------|----------------|------------|---------------|------------|-----------|-----------|-----------|------------|--|
| Opp. | MIN | FG-FGA | 3FG-FGA | FT-FTA | REB | A | Blk | Stl | Pts | |
| USC-Upstate * | 9 | 1-2 | 0-0 | 2-5 | 1-2-3 | 0 | 1 | 0 | 4 | |
| at George Washington * | 30 | 2-6 | 0-0 | 2-6 | 2-4-6 | 2 | 0 | 5 | 6 | |
| Florida Atlantic * | 30 | 1-8 | 0-0 | 7-12 | 6-7-13 | 2 | 1 | 2 | 9 | |
| vs. Minnesota * | 22 | 4-5 | 0-0 | 1-2 | 2-3-5 | 2 | 0 | 1 | 9 | |
| vs. Texas * | 23 | 5-8 | 0-0 | 0-0 | 1-2-3 | 0 | 0 | 4 | 10 | |
| vs. Lipscomb * | 20 | 3-4 | 0-0 | 2-6 | 1-3-4 | 1 | 0 | 1 | 8 | |
| Western Kentucky * | 38 | 2-5 | 0-0 | 4-8 | 4-5-9 | 0 | 0 | 1 | 8 | |
| William and Mary * | 32 | 8-11 | 0-0 | 4-4 | 3-7-10 | 1 | 0 | 3 | 20 | |
| at Michigan * | 30 | 4-8 | 0-0 | 0-2 | 1-6-7 | 1 | 1 | 1 | 8 | |
| Louisville * | 33 | 3-7 | 0-0 | 0-3 | 1-3-4 | 0 | 1 | 3 | 6 | |
| Old Dominion * | 27 | 0-6 | 0-0 | 0-0 | 2-4-6 | 2 | 0 | 3 | 0 | |
| at South Alabama * | 21 | 1-4 | 0-0 | 0-0 | 0-5-5 | 0 | 1 | 1 | 2 | |
| Xavier * | 25 | 3-6 | 0-0 | 1-3 | 4-2-6 | 1 | 0 | 1 | 7 | |
| Wofford * | 25 | 4-10 | 0-2 | 2-4 | 2-2-4 | 1 | 0 | 0 | 10 | |
| Florida * | 29 | 1-5 | 0-0 | 3-4 | 2-6-8 | 0 | 3 | 2 | 5 | |
| at Mississippi State * | 35 | 7-8 | 0-0 | 3-4 | 0-9-9 | 1 | 4 | 2 | 17 | |
| Tennessee * | 28 | 2-7 | 0-1 | 1-2 | 1-4-5 | 0 | 0 | 1 | 5 | |
| Auburn * | 34 | 2-4 | 0-0 | 2-4 | 0-5-5 | 1 | 2 | 0 | 6 | |
| at South Carolina * | 17 | 2-7 | 0-0 | 0-0 | 2-2-4 | 0 | 0 | 0 | 4 | |
| LSU * | 24 | 5-9 | 0-0 | 0-2 | 5-1-6 | 1 | 0 | 0 | 10 | |
| at Georgia * | 33 | 4-10 | 0-0 | 0-1 | 0-5-5 | 1 | 1 | 1 | 8 | |
| at Tennessee * | 25 | 2-7 | 0-0 | 1-2 | 1-8-9 | 1 | 0 | 1 | 5 | |
| Ole Miss * | 34 | 6-8 | 0-0 | 0-2 | 4-5-9 | 3 | 2 | 1 | 12 | |
| at Vanderbilt * | 33 | 2-8 | 0-1 | 0-1 | 2-6-8 | 1 | 1 | 0 | 4 | |
| Alabama * | 22 | 2-3 | 0-0 | 0-0 | 0-2-2 | 1 | 0 | 0 | 4 | |
| at LSU * | 31 | 1-8 | 0-0 | 1-3 | 4-8-12 | 1 | 0 | 2 | 3 | |
| at Arkansas * | 24 | 3-6 | 0-0 | 0-0 | 0-5-5 | 0 | 0 | 1 | 6 | |
| South Carolina * | 32 | 2-7 | 0-0 | 1-4 | 7-3-10 | 0 | 1 | 0 | 5 | |
| Georgia * | 33 | 3-7 | 0-0 | 0-2 | 1-3-4 | 1 | 0 | 2 | 6 | |
| LSU * | 18 | 0-5 | 0-0 | 1-4 | 2-4-6 | 0 | 0 | 0 | 1 | |
| MTSU * | 35 | 3-7 | 0-2 | 0-0 | 3-11-14 | 0 | 4 | 3 | 6 | |
| James Madison * | 30 | 6-10 | 0-0 | 0-2 | 7-5-12 | 1 | 1 | 1 | 12 | |
| Marquette * | 37 | 6-13 | 0-1 | 2-9 | 1-9-10 | 0 | 1 | 0 | 14 | |
| Totals | 919 | 100-228 | 0-7 | 40-101 | 228 | 26 | 25 | 43 | 240 | |

* Started game

CAREER HIGHS

| | |
|-----------------|------------------------------------------|
| Points: | 20 vs. William & Mary 12-4-07 |
| FGM: | 8 vs. William & Mary 12-4-07 |
| FGA: | 13 vs. Marquette 3-30-08 |
| FTM: | 7 vs. FAU 11-18-07 |
| FTA: | 12 vs. FAU 11-18-07 |
| 3FGM: | 0 |
| 3FGA: | 2, twice, last vs. MTSU 3-21-08 |
| O-Rebounds: | 7, twice, last vs. James Madison 3-26-08 |
| D-Rebounds: | 11 vs. MTSU 3-21-08 |
| Total Rebounds: | 14 vs. MTSU 3-21-08 |
| Assists: | 3 vs. Ole Miss 2-7-08 |
| Blocks: | 4, twice, last vs. MTSU 3-21-08 |
| Steals: | 5 vs. George Washington 11-14-07 |
| Minutes: | 38 vs. WKU 11-30-07 |

... Brentwood Academy's all-time leading scorer and rebounder with 1,442 points and 984 rebounds ... Helped lead her squad to 19 consecutive wins to end her junior year, culminating in the school's first-ever state title ... Named the Most Valuable Player of the 2006 state tournament ... Led the Eagles to a 26-7 finish as a junior, averaging 14.0 points and 8.0 rebounds per game ... Also a four-year letter winner in track ... Captured the women's heptathlon and long jump title at the USA Youth Outdoor Championships over the summer ... Named the Female Track Athlete of the Year by the *Tennessean* after winning the state pentathlon and high jump as a junior ... Named all-state and all-district in track and basketball for the Eagles ... Heading into her senior campaign, she was ranked as the No. 1 returning senior in the heptathlon Posted a personal-best mark of 5-9 in the high jump ... Chose Kentucky over Vanderbilt, Florida and Kansas.

Cats' Cause

Played bingo at Kentucky Children's Hospital ... Participated in Cats Cultivating Character, where student-athletes teach character lessons once a month to third grade students at a local elementary school.

CAREER STATS

| Year | GP-GS | MIN | FG-FGA | PCT | 3FG-FGA | PCT | FT-FTA | PCT | OFF-DEF | TOT/AVG | PF-FO | A | TO | BLK | ST | PTS/AVG |
|---------------|--------------|-----------------|----------------|-------------|------------|-------------|---------------|-------------|---------------|----------------|-------------|-----------|-----------|-----------|-----------|----------------|
| 07/08 | 33-33 | 919/27.8 | 100-228 | .439 | 0-7 | .000 | 40-101 | .396 | 72-156 | 228/6.9 | 89-0 | 26 | 78 | 25 | 43 | 240/7.3 |
| Totals | 33-33 | 919/27.8 | 100-228 | .439 | 0-7 | .000 | 40-101 | .396 | 72-156 | 228/6.9 | 89-0 | 26 | 78 | 25 | 43 | 240/7.3 |

BRITTANY EDELEN

5-9 • JR. • FORWARD
SPRINGFIELD, KY./WASHINGTON CO. HS

General

Can play the small or power forward positions ... Strengths are rebounding and finding her way to the basket ... Has played in 24 career games.

2007-08 (Sophomore)

Played in six games ... Did not see action in the first three contests of the season due to illness ... Returned to play in the Rainbow Wahine Classic vs. Minnesota ... Scored a season-high four points in just seven minutes vs. Lipscomb.

2006-07 (Freshman)

Played in 18 games her inaugural campaign, averaging 6.7 minutes per game ... Averaged 2.3 ppg and 1.3 rpg ... Saw a career-high 15 minutes of action against intra-state rival Louisville (12/3/07) ... Had a career-high eight points in her collegiate debut against Washington State (11/10/06) ... Registered a personal-best five rebounds on two occasions.


High School

One of the nation's top 30 recruits ... Kentucky's Miss Basketball runner-up ... Finished prep career as the leading scorer at Washington County High School with 2,559 points ... Also finished with 1,752 rebounds, which

ranks fourth in state history ... Averaged 23.0 points, 16.0 rebounds and 4.0 steals per game as a senior for the Commandettes ... Named to the Kentucky all-star team, a group made up of the top high-school seniors in the state ... Was the first female player to ever receive that honor from Washington County High School ... Was named to both the 2005 All-State and 19th District All-Tournament teams as a junior after averaging 22.0 points and 13.0 rebounds per game ... Holds the school record for most points in a season with 754 in 2004-05 ... Also led WCHS to the Fifth Region championship that season ... Voted team MVP four consecutive seasons and was elected team captain as a senior ... Chose the Wildcats over Kansas, Louisville and Western Kentucky.

The Cats' Cause

Volunteer for UK Athletics' Canned Food Drive ... Played bingo at Kentucky Children's Hospital ... Volunteer at a local school's Fall Festival.



Date and Place of Birth: Dec. 17, 1987/
Lebanon, Ky.

Parent(s): Paula and Wayne Edelen

Siblings: Nikki (26), Tyson (24)

Major: Kinesiology

Contemplated Profession: Physical
trainer

High School and Coach:

Washington County/J.T. Burton

Shooting Hand: Right

CAT SCRATCHES

What is your nickname? "Brit, Toot."

Person that has most influenced you in life, why? "My mother because she is hardworking and stays on me. She is a motivator."

What has impressed you most about Coach Mitchell and his staff? "They are fun to be around and they have outgoing personalities."

Craziest thing you did this summer? "Rode a horse."

If you could trade places with Coach Mitchell for one day what would you do? "Make him run the 20/20 suicide test."

You'd be surprised to know that?

"I like running."

What has given you the most joy in the last year? "Being a part of this UK team."

If you could play one-on-one against a men's basketball player at UK, who would you choose and why? "Jared Carter so I could block his shot."

Player you think will have a breakout season and surprise people? "Carly Morrow."

Worst fear? "Spiders."



GAME-BY-GAME STATS

| (Freshman - 2006-07) | | | | | | | | | | | | |
|----------------------|------------|--------------|------------|-------------|-----------|----------|----------|----------|-----------|--|--|--|
| Opp. | MIN | FG-FGA | 3FG-FGA | FT-FTA | REB | A | Blk | Stl | Pts | | | |
| Washington State | 10 | 3-4 | 0-1 | 2-4 | 2 | 0 | 0 | 0 | 8 | | | |
| Indiana | 1 | 0-1 | 0-0 | 0-0 | 1 | 0 | 0 | 0 | 0 | | | |
| vs. Delaware | 1 | 0-0 | 0-0 | 0-0 | 0 | 0 | 0 | 0 | 0 | | | |
| vs. SIU | 2 | 0-0 | 0-0 | 0-0 | 0 | 0 | 0 | 0 | 0 | | | |
| Detroit | 8 | 2-4 | 0-1 | 0-0 | 3 | 0 | 0 | 0 | 4 | | | |
| at #19 Louisville | 15 | 1-5 | 0-1 | 0-0 | 5 | 0 | 0 | 1 | 2 | | | |
| Alabama State | 8 | 0-4 | 0-0 | 2-2 | 2 | 0 | 0 | 0 | 2 | | | |
| Arkansas-Pine Bluff | 8 | 1-3 | 0-0 | 1-2 | 0 | 0 | 0 | 0 | 3 | | | |
| Miss. Valley State | 14 | 2-6 | 0-0 | 0-0 | 5 | 0 | 0 | 0 | 4 | | | |
| Southern | 9 | 0-1 | 0-0 | 0-0 | 0 | 0 | 0 | 0 | 0 | | | |
| vs. Kent State | 4 | 0-0 | 0-0 | 2-2 | 0 | 0 | 0 | 0 | 2 | | | |
| vs. Memphis | 4 | 2-3 | 0-1 | 0-0 | 1 | 0 | 0 | 2 | 4 | | | |
| Texas-Pan American | 10 | 0-2 | 0-0 | 0-0 | 1 | 0 | 0 | 1 | 0 | | | |
| at #8 LSU | 4 | 1-2 | 0-0 | 0-0 | 0 | 0 | 0 | 0 | 2 | | | |
| Mississippi State | 0 | 0-0 | 0-0 | 0-0 | 0 | 0 | 0 | 0 | 0 | | | |
| at #3 Tennessee | 1 | 1-1 | 0-0 | 0-0 | 0 | 0 | 0 | 0 | 2 | | | |
| Arkansas | 12 | 3-7 | 0-1 | 0-0 | 2 | 1 | 1 | 0 | 6 | | | |
| vs. #10/12 Georgia | 9 | 1-5 | 0-2 | 0-0 | 2 | 0 | 0 | 0 | 2 | | | |
| Totals | 120 | 17-48 | 0-7 | 7-10 | 24 | 1 | 1 | 4 | 41 | | | |

| (Sophomore - 2007-08) | | | | | | | | | | | | |
|-----------------------|---------------|-------------|------------|------------|--------------|----------|----------|----------|----------|--|--|--|
| Opp. | MIN | FG-FGA | 3FG-FGA | FT-FTA | REB | A | Blk | Stl | Pts | | | |
| USC-Upstate | DNP (Illness) | | | | | | | | | | | |
| at George Wash. | DNP (Illness) | | | | | | | | | | | |
| Florida Atlantic | DNP (Illness) | | | | | | | | | | | |
| vs. Minnesota | 2 | 0-1 | 0-1 | 0-0 | 0-0-0 | 0 | 0 | 0 | 0 | | | |
| vs. Texas | 13 | 0-5 | 0-0 | 0-0 | 1-3-4 | 0 | 0 | 0 | 0 | | | |
| vs. Lipscomb | 7 | 1-3 | 0-0 | 2-4 | 2-0-2 | 0 | 1 | 0 | 4 | | | |
| Western Kentucky | 1 | 0-1 | 0-1 | 0-0 | 0-0-0 | 0 | 0 | 0 | 0 | | | |
| William and Mary | 4 | 0-2 | 0-1 | 0-0 | 1-2-3 | 0 | 1 | 0 | 0 | | | |
| Alabama | 3 | 0-1 | 0-1 | 0-0 | 0-0-0 | 0 | 0 | 0 | 0 | | | |
| Totals | 30 | 1-13 | 0-4 | 2-4 | 4-5-9 | 0 | 2 | 0 | 4 | | | |

CAREER HIGHS

| | |
|-----------------|--------------------------------------------------|
| Points: | 8 vs. Washington State 11-10-06 |
| FGM: | 3, twice, last vs. Arkansas 2-18-07 |
| FGA: | 7 vs. Arkansas 2-18-07 |
| FTM: | 2, four times, last vs. Lipscomb 11-25-07 |
| FTA: | 4, two times, last vs. Lipscomb 11-25-07 |
| 3FGM: | 0 |
| 3FGA: | 2 vs. Georgia 3-2-07 |
| O-Rebounds: | 3 vs. MVSU 12-19-06 |
| D-Rebounds: | 5 vs. Louisville 12-3-06 |
| Total Rebounds: | 5, twice, last vs. MVSU 12-19-06 |
| Assists: | 1 vs. Arkansas 2-18-07 |
| Blocks: | 1, three times, last vs. William & Mary 12-04-07 |
| Steals: | 2 vs. Memphis 12-30-06 |
| Minutes: | 15 vs. Louisville 12-3-06 |



CAREER STATS

| Year | GP-GS | MIN | FG-FGA | PCT | 3FG-FGA | PCT | FT-FTA | PCT | OFF-DEF | TOT/AVG | PF-FO | A | TO | BLK | ST | PTS/AVG |
|---------------|-------------|----------------|--------------|-------------|-------------|-------------|-------------|-------------|--------------|---------------|-------------|----------|----------|----------|----------|---------------|
| 06/07 | 18-0 | 120/6.7 | 17-48 | .354 | 0-7 | .000 | 7-10 | .700 | 10-14 | 24/1.3 | 19-1 | 1 | 6 | 1 | 4 | 41/2.3 |
| 07/08 | 6-0 | 30/5.0 | 1-13 | .077 | 0-4 | .000 | 2-4 | .500 | 4-5 | 9/1.5 | 5-0 | 0 | 3 | 2 | 0 | 4/0.7 |
| Totals | 24-0 | 150/6.3 | 18-61 | .295 | 0-11 | .000 | 9-14 | .643 | 14-19 | 33/1.4 | 24-1 | 1 | 9 | 3 | 4 | 45/1.9 |

AMANI FRANKLIN

5-11 • JR. • GUARD
STONE MOUNTAIN, GA./REDAN HS

General

Looks to have a break-out junior season after setting career highs in nearly every statistical category last year ... A heady floor leader who can play all three guard positions ... Has played in 59 career games with 16 starts ... Scored in double-figures nine times in her career and posted two games with double-figure rebounds.

2007-08 (Sophomore)

Had knee surgery in the summer before her sophomore season to correct cartilage in her left knee ... Recovered nicely, playing in 32 of 33 games with 16 starts ... UK's fifth-leading scorer with 6.5 ppg ... Earned her first career start vs. Minnesota in the Rainbow Wahine Classic ... Leading scorer in two games (Louisville and South Carolina) ... Leading rebounder in two games (Xavier and Vanderbilt) ... Recorded first career double-double vs. William & Mary (12/4/07) with 16 points and 10 rebounds ... Scored 18 points against Louisville (12/20/07), tying a career high with three three-pointers ... Rebounded from a poor shooting night vs. No. 2 Tennessee (0-of-9) to score 13 points, including 6-of-6 from the charity stripe against No. 20/18 Auburn ... Followed that performance with a career-high 21 points on 7-of-15 shooting vs. South Carolina (1/24/08) ... Leds the

team in free throw percentage, shooting 81.2 percent (56-of-69) ... Has hit 24 of 28 free throws, dating back to the Auburn game on Jan. 20, 2008 ... Charted second season and career double-double with 13 points and a career-high 11 rebounds vs. Vanderbilt (2/14/08) ... Tallied eight points, four rebounds and three assists vs. Georgia in the SEC Tournament, including nailing a key three-pointer in the second half to give UK a lead it would not relinquish ... Came off the bench for seven points vs. MTSU in the second round of the WNIT ... Recorded seven points, five rebounds, two assists and a career-high two blocks in just 14 minutes vs. James Madison in the third round.

2006-07 (Freshman)

Played in 27 games, coming on strong as the season progressed ... Was an important spark off the bench for Kentucky, helping the Wildcats to stay in several close conference games ... Averaged 3.0 ppg in just nine minutes of action per game ... Had a career day at Florida (2/25/07), scoring a personal-best 17 points, bringing down five rebounds and dishing out a career-high three assists in 22 minutes of action ... In the first meeting with the Gators, scored a then-career-high 10 points with a personal-best two three-pointers



Date and place of birth: Feb. 5, 1988/
Brooklyn, N.Y.

Parent(s) Names: Sylvia Franklin

Siblings: Bashar (18)

Major: Business Management

High School and Coach:

Redan HS/Rhonda Malone

Shooting Hand: Right

CAT SCRATCHES

What is your nickname? "Money or Mani."

Person that has most influenced you in life, why? "My mother and brother. My mom is a strong person and my brother went through a lot this past year after being diagnosed with cancer."

I chose to play basketball at UK because? "I love the atmosphere."

Who on the team do you think will have a breakout season and surprise people? "Carly Morrow because she is a great shooter and the hardest worker on the team. She has

really improved over the past year."

What has given you the most joy in the last year? "My brother finishing his chemotherapy treatment in August."

If you could win a gold medal in the Olympics in any sport, besides basketball, what would it be? "Beach volleyball and Carly Ormerod would be my teammate."

Approx. times you check your Facebook per day and how many friends to have? "About six times a day; about 300 friends."

Person you Facebook the most? "Chelsea Chowning."

Worst fear?

"Cockroaches; bugs in general."



GAME-BY-GAME STATS

| (Freshman - 2006-07) | | | | | | | | | | | | |
|----------------------|------------|--------------|--------------|--------------|-----------|----------|----------|------------|-----|--|--|--|
| Opp. | MIN | FG-FGA | 3FG-FGA | FT-FTA | REB | A | Blk | Stl | Pts | | | |
| Washington State | 14 | 2-6 | 1-4 | 0-0 | 2 | 0 | 0 | 0 | 5 | | | |
| Indiana | 6 | 0-0 | 0-0 | 0-0 | 0 | 0 | 0 | 0 | 0 | | | |
| at Old Dominion | 3 | 0-0 | 0-0 | 0-0 | 0 | 0 | 0 | 0 | 0 | | | |
| vs. Delaware | 1 | 0-0 | 0-0 | 0-0 | 0 | 0 | 0 | 0 | 0 | | | |
| vs. SIU | 3 | 1-3 | 1-3 | 0-0 | 1 | 0 | 0 | 0 | 3 | | | |
| Detroit | 11 | 2-4 | 1-3 | 0-1 | 3 | 2 | 0 | 0 | 5 | | | |
| Alabama State | 9 | 0-5 | 0-0 | 0-0 | 1 | 0 | 0 | 0 | 0 | | | |
| Arkansas-Pine Bluff | 10 | 1-5 | 0-1 | 1-2 | 3 | 0 | 0 | 1 | 3 | | | |
| Miss. Valley State | 23 | 2-8 | 1-4 | 1-2 | 6 | 0 | 1 | 1 | 6 | | | |
| Southern | 14 | 0-1 | 0-0 | 0-0 | 3 | 0 | 1 | 0 | 0 | | | |
| vs. Kent State | 4 | 0-2 | 0-1 | 1-2 | 1 | 0 | 0 | 0 | 1 | | | |
| vs. Memphis | 5 | 2-3 | 0-0 | 0-0 | 2 | 0 | 0 | 1 | 4 | | | |
| at Alabama | 0 | 0-0 | 0-0 | 0-0 | 0 | 0 | 0 | 0 | 0 | | | |
| Ole Miss | 2 | 0-0 | 0-0 | 0-0 | 0 | 0 | 0 | 0 | 0 | | | |
| at #8 LSU | 8 | 2-5 | 1-3 | 0-0 | 2 | 1 | 0 | 0 | 5 | | | |
| Mississippi State | 0 | 0-0 | 0-0 | 0-0 | 0 | 0 | 0 | 0 | 0 | | | |
| #15 Vanderbilt | 19 | 3-6 | 0-1 | 0-0 | 4 | 0 | 0 | 0 | 6 | | | |
| Florida | 14 | 3-6 | 2-5 | 2-2 | 1 | 1 | 1 | 0 | 10 | | | |
| at Ole Miss | 6 | 1-2 | 1-2 | 0-0 | 0 | 0 | 0 | 1 | 3 | | | |
| at #3 Tennessee | 16 | 1-4 | 0-2 | 2-2 | 2 | 0 | 0 | 0 | 4 | | | |
| #11/12 Georgia | 4 | 0-1 | 0-1 | 0-0 | 1 | 0 | 0 | 0 | 0 | | | |
| Arkansas | 11 | 0-1 | 0-1 | 2-2 | 3 | 0 | 0 | 0 | 2 | | | |
| at Florida | 22 | 7-13 | 3-7 | 0-0 | 5 | 3 | 0 | 0 | 17 | | | |
| vs. Arkansas | 10 | 1-4 | 0-2 | 0-0 | 0 | 1 | 0 | 0 | 2 | | | |
| vs. #10/12 Georgia | 14 | 0-3 | 0-1 | 0-0 | 1 | 0 | 0 | 0 | 0 | | | |
| at Ball State | 2 | 0-0 | 0-0 | 0-0 | 2 | 0 | 0 | 0 | 0 | | | |
| at Wisconsin | 11 | 0-3 | 0-1 | 4-4 | 2 | 0 | 0 | 0 | 4 | | | |
| Totals | 242 | 28-85 | 11-42 | 13-17 | 45 | 8 | 3 | 480 | | | | |

| (Sophomore - 2007-08) | | | | | | | | | | | | |
|------------------------|------------|---------------|--------------|--------------|------------|-----------|----------|-----------|------------|--|--|--|
| Opp. | MIN | FG-FGA | 3FG-FGA | FT-FTA | REB | A | Blk | Stl | Pts | | | |
| USC-Upstate | 15 | 2-3 | 2-3 | 0-0 | 0-1-1 | 1 | 1 | 0 | 6 | | | |
| at George Washington | 16 | 0-1 | 0-0 | 2-2 | 0-3-3 | 1 | 0 | 0 | 2 | | | |
| Florida Atlantic | 14 | 1-3 | 0-1 | 1-3 | 1-4-5 | 0 | 0 | 0 | 3 | | | |
| vs. Minnesota * | 13 | 1-2 | 0-1 | 0-0 | 1-1-2 | 2 | 0 | 0 | 2 | | | |
| vs. Texas * | 20 | 2-9 | 0-4 | 1-2 | 0-2-2 | 2 | 0 | 1 | 5 | | | |
| vs. Lipscomb * | 17 | 2-8 | 0-1 | 2-2 | 2-1-3 | 1 | 0 | 2 | 6 | | | |
| Western Kentucky * | 31 | 4-7 | 0-1 | 4-4 | 2-2-4 | 0 | 0 | 0 | 12 | | | |
| William and Mary * | 30 | 7-10 | 1-3 | 1-2 | 2-8-10 | 4 | 1 | 0 | 16 | | | |
| at Michigan * | 24 | 2-9 | 1-2 | 0-0 | 0-2-2 | 1 | 0 | 0 | 5 | | | |
| Louisville * | 28 | 6-14 | 3-5 | 3-3 | 1-1-2 | 0 | 0 | 1 | 18 | | | |
| Old Dominion * | 20 | 2-10 | 0-6 | 4-4 | 2-2-4 | 0 | 0 | 0 | 8 | | | |
| at South Alabama * | 17 | 1-2 | 0-0 | 5-6 | 0-2-2 | 1 | 0 | 0 | 7 | | | |
| Xavier * | 31 | 1-11 | 0-4 | 2-2 | 4-5-9 | 1 | 0 | 0 | 4 | | | |
| Wofford | 31 | 5-10 | 2-5 | 3-5 | 0-5-0 | 0 | 0 | 1 | 15 | | | |
| Florida | 19 | 0-5 | 0-2 | 0-0 | 1-2-3 | 0 | 0 | 1 | 0 | | | |
| at Mississippi State * | 25 | 2-7 | 0-3 | 1-2 | 0-4-4 | 4 | 1 | 0 | 5 | | | |
| Tennessee * | 27 | 0-9 | 0-3 | 3-4 | 1-3-4 | 0 | 0 | 0 | 3 | | | |
| Auburn * | 28 | 3-9 | 1-3 | 6-6 | 2-3-0 | 0 | 0 | 0 | 13 | | | |
| at South Carolina * | 36 | 7-15 | 2-6 | 5-5 | 2-3-5 | 0 | 0 | 3 | 21 | | | |
| LSU * | 31 | 0-5 | 0-0 | 1-2 | 0-3-3 | 2 | 0 | 0 | 1 | | | |
| at Georgia * | 24 | 0-7 | 0-1 | 0-0 | 0-5-0 | 0 | 0 | 1 | 0 | | | |
| at Tennessee | 9 | 0-1 | 0-0 | 2-2 | 0-2-0 | 0 | 0 | 0 | 2 | | | |
| Ole Miss | 27 | 2-9 | 0-2 | 2-2 | 3-3-6 | 0 | 1 | 1 | 6 | | | |
| at Vanderbilt | 26 | 5-8 | 1-3 | 2-2 | 2-9-11 | 1 | 0 | 0 | 13 | | | |
| Alabama | 14 | 2-4 | 0-0 | 0-0 | 2-1-3 | 0 | 0 | 0 | 4 | | | |
| at LSU | 9 | 0-1 | 0-0 | 0-0 | 0-0-0 | 0 | 0 | 0 | 0 | | | |
| at Arkansas | DNP | | | | | | | | | | | |
| South Carolina | 10 | 2-5 | 1-2 | 0-0 | 1-0-1 | 0 | 0 | 0 | 5 | | | |
| Georgia | 30 | 3-5 | 2-2 | 0-1 | 1-3-4 | 3 | 0 | 0 | 8 | | | |
| LSU | 18 | 1-4 | 1-1 | 0-0 | 0-1-1 | 0 | 0 | 0 | 3 | | | |
| MTSU | 20 | 2-5 | 1-2 | 2-2 | 0-3-3 | 2 | 0 | 0 | 7 | | | |
| James Madison | 14 | 1-5 | 1-1 | 4-6 | 1-4-5 | 2 | 2 | 0 | 7 | | | |
| Marquette | 11 | 0-1 | 0-0 | 0-0 | 0-0-0 | 0 | 0 | 0 | 0 | | | |
| Totals | 685 | 66-204 | 19-67 | 56-69 | 119 | 28 | 6 | 11 | 207 | | | |

* Started game

CAREER HIGHS

| | |
|-----------------|------------------------------------------------|
| Points: | 21 vs. South Carolina 1-24-08 |
| FGM: | 7, twice, last vs. South Carolina 1-24-08 |
| FGA: | 15 vs. South Carolina 1-24-08 |
| FTM: | 6 vs. Auburn 1-20-08 |
| FTA: | 6, three times, last vs. James Madison 3-26-08 |
| 3FGM: | 3, twice, last vs. Louisville 12-20-07 |
| 3FGA: | 7 vs. Florida 2-25-07 |
| O-Rebounds: | 4 vs. Xavier 1-1-08 |
| D-Rebounds: | 9 vs. Vanderbilt 2-14-08 |
| Total Rebounds: | 11 vs. Vanderbilt 2-14-08 |
| Assists: | 4 vs. twice, last vs. Mississippi St. 1-13-08 |
| Blocks: | 2 vs. James Madison 3-26-08 |
| Steals: | 3 vs. South Carolina 1-24-08 |
| Minutes: | 36 vs. South Carolina 1-24-08 |

in 14 minutes of play ... Scored six points against No. 15 Vanderbilt (2/1/07), twice giving the Wildcats a late-game lead, including a lay-up with 13 seconds remaining to give the Cats a 62-61 advantage ... Saw a career-high 23 minutes of action against Mississippi Valley State (12/19/06), bringing down a personal-best six rebounds.

High School

Averaged 12.7 points per game as a senior at Redan High School in Stone Mountain, Ga. ... High school team compiled an impressive 112-26 overall record in her four seasons, including a state runner-up finish (2005), a final four appearance (2006) and two elite eight appearances (2003 and 2004) ... Named first team All-State Class AAAAA after helping lead RHS to remarkable 32-5 overall record as the point guard ... Listed seventh in DeKalb County in three-point shooting as a senior, hitting 37.0 percent from beyond the arc (43-of-117) ... Member of the 2004-05 Lady Raider squad that was named Metro Atlanta Girls High

School Naismith Team of the Year ... Ranked third in the county in free-throw percentage that year, shooting 76 percent (54-of-71) ... Judged a "Best of the Best" selection at the adidas Top-10 All-American camp in 2005 by the *USA Today* ... Helped lead RHS to a 23-9 record and advance to the Class 5A state finals as a junior ... Member of the Lady Raider squad as a sophomore that went 23-4 and finished with a No. 38 national ranking ... Chose Kentucky over Georgia Tech, Mississippi State and Louisiana Tech.

The Cats' Cause

Guest visitor at Kentucky Children's Hospital ... Participated in the Susan G. Komen Race for the Cure ... Volunteer for UK Athletics' Canned Food Drive ... Played bingo at Kentucky Children's Hospital ... Volunteer at a local elementary school's Jog-A-Thon ... Participated in Cats Cultivating Character, where student-athletes teach character lessons once a month to third grade students at a local elementary school.



CAREER STATS

| Year | GP-GS | MIN | FG-FGA | PCT | 3FG-FGA | PCT | FT-FTA | PCT | OFF-DEF | TOT/AVG | PF-FO | A | TO | BLK | ST | PTS/AVG |
|---------------|--------------|-----------------|---------------|-------------|---------------|-------------|--------------|-------------|---------------|----------------|-------------|-----------|-----------|----------|-----------|----------------|
| 06/07 | 27-0 | 242/9.0 | 28-85 | .329 | 11-42 | .262 | 13-17 | .765 | 17-28 | 45/1.7 | 32-0 | 8 | 22 | 3 | 4 | 80/3.0 |
| 07/08 | 32-16 | 685/21.4 | 66-204 | .324 | 19-67 | .284 | 56-69 | .812 | 31-88 | 119/3.7 | 64-2 | 28 | 68 | 6 | 11 | 207/6.5 |
| Totals | 59-16 | 927/15.7 | 94-289 | .325 | 30-109 | .275 | 69-86 | .802 | 48-116 | 164/2.8 | 96-2 | 36 | 90 | 9 | 15 | 287/4.9 |

JENN'E JACKSON

6-1 • SR. • FORWARD/CENTER
RADCLIFF, KY./NORTH HARDIN HS

General

Very athletic player with quickness and great shot-blocking ability ... Nice touch around the basket ... A versatile player who is continually improving in practice to develop a physical presence off the bench ... Has played in 60 career games with two starts ... Set to graduate in May, '09 with a degree in psychology.

2007-08 (Junior)

Played in four games with one start ... Earned the second start of her career in Kentucky's season opener vs. USC-Upstate (11/10/07) ... Grabbed a season-high four rebounds in the game.

2006-07 (Sophomore)

Played in 32 games her sophomore season, coming on strong to fill the void in the post when junior forward/center Eleia Roddy was injured ... Was UK's first sub off the bench 19 times ... Ranked third on the team in blocks with 30, tied for 14th in the SEC ... Blocked a career-high four shots against Ole Miss (1/14/07), playing a career-high 36 minutes ... Scored a career-high 12 points against Memphis (12/30/06) in the Wells Fargo New Year's Classic, also adding five rebounds and two

blocks in 17 minutes of action ... Brought down a career-high eight rebounds against Detroit (11/29/06).

2005-06 (Freshman)

Saw action in 24 of 31 games ... Averaged 1.6 points and 1.8 rebound per game, playing 7.3 minutes per game ... Charted the finest performance of her collegiate career vs. N.C. A&T (12/6/05) with a personal-best 10 points on 5-of-6 shooting ... Developed more of a physical presence as the season progressed, providing an important spark off the bench ... Tallied four points on 2-of-3 shooting with three rebounds at No. 14 Georgia (2/2/06) ... Tied her career high with five rebounds vs. Tennessee State (12/22/05) ... One of three UK players in double figures vs. N.C. A&T (12/6/05) with 10 points to complement two rebounds, logging a career-high 16 minutes of action ... Tallied at least three rebounds in four consecutive games from Nov. 18-Nov. 26.

High School

Averaged 20 points and 19 rebounds a game at North Hardin under the direction of Coach Tony Perkins ... A four-year starter for the Trojans and a



Date and Place of Birth: Nov. 7, 1986/Kleen, Texas

Parent(s) Names: Wade and Beatrice Jackson

Siblings(s): LaTonya (25), Ikesha (23), Troylesha (17)

Major: Psychology

Contemplated Profession: School psychologist

High School and Coach: North Hardin HS/Tony Perkins

Shooting Hand: Right

CAT SCRATCHES

What is your nickname? "Nae Nae."

What has impressed you most about Coach Mitchell and his coaching staff? "They are hard working coaches, but they can still be silly at times."

Craziest thing you did this summer? "Made 10,000 shots."

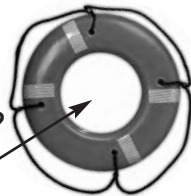
With the game on the line, who on the team do you want taking the last shot and why? "Carly Ormerod

because she strives to be a good leader."

Who on the team do you think will have a breakout season and surprise people? "Eleia Roddy."

What is your most memorable moment as a basketball player? "Beating No. 1 Tennessee my freshman year."

You'd be surprised to know that? "I can't swim."



I chose to play basketball at UK because? "I love the fans and the city of Lexington."

Worst fear? "Airplanes."

What is one thing Coach Mitchell says all the time? "We must be honest, hardworking, and disciplined."

GAME-BY-GAME STATS

| (Freshman - 2005-06) | | | | | | | | | | |
|----------------------|------------|--------------|------------|------------|-----------|----------|-----------|----------|-----------|--|
| Opp. | MIN | FG-FGA | 3FG-FGA | FT-FTA | REB | A | BLK | STL | PTS | |
| IUPUI | 12 | 1-3 | 0-0 | 0-0 | 3 | 0 | 2 | 0 | 2 | |
| Stetson | 11 | 0-3 | 0-0 | 2-2 | 3 | 0 | 0 | 0 | 2 | |
| vs. Indiana St. | 11 | 1-1 | 0-0 | 0-1 | 3 | 0 | 1 | 0 | 2 | |
| vs. Hofstra | 8 | 1-1 | 0-0 | 1-2 | 3 | 0 | 0 | 0 | 3 | |
| Fla. International | 1 | 0-0 | 0-0 | 0-0 | 0 | 0 | 0 | 0 | 0 | |
| NCA&T | 16 | 5-6 | 0-0 | 0-0 | 2 | 2 | 2 | 2 | 10 | |
| Georgetown | 16 | 1-3 | 0-0 | 0-0 | 5 | 0 | 0 | 0 | 2 | |
| at Detroit | 3 | 0-1 | 0-0 | 0-0 | 2 | 0 | 0 | 0 | 0 | |
| #3 LSU | 3 | 0-1 | 0-0 | 0-0 | 2 | 0 | 0 | 0 | 0 | |
| Tennessee State | 12 | 1-3 | 0-0 | 0-0 | 5 | 2 | 1 | 0 | 2 | |
| Louisville | 1 | 0-0 | 0-0 | 0-0 | 0 | 0 | 0 | 0 | 0 | |
| at RV#24 Florida | 5 | 1-1 | 0-0 | 0-0 | 1 | 1 | 0 | 0 | 2 | |
| vs. Georgia Tech | 2 | 0-0 | 0-0 | 0-0 | 0 | 0 | 1 | 0 | 0 | |
| Auburn | 6 | 0-1 | 0-0 | 0-0 | 2 | 1 | 0 | 0 | 0 | |
| #1/3 Tennessee | 2 | 1-1 | 0-0 | 0-0 | 1 | 0 | 0 | 0 | 2 | |
| at #14 Georgia | 14 | 2-3 | 0-0 | 0-0 | 3 | 1 | 1 | 0 | 4 | |
| at South Carolina | 6 | 0-1 | 0-0 | 0-0 | 1 | 0 | 0 | 0 | 0 | |
| at Arkansas | 2 | 0-0 | 0-0 | 1-2 | 0 | 0 | 0 | 0 | 1 | |
| at Mississippi St. | 4 | 1-2 | 0-0 | 0-0 | 2 | 0 | 0 | 1 | 2 | |
| at #23/24 Vanderbilt | 6 | 0-0 | 0-0 | 0-0 | 0 | 0 | 0 | 0 | 0 | |
| Alabama | 16 | 2-2 | 0-0 | 0-0 | 2 | 1 | 2 | 0 | 4 | |
| vs. #23/RV Florida | 3 | 0-0 | 0-0 | 0-0 | 1 | 0 | 0 | 0 | 0 | |
| vs. #3 LSU | 12 | 0-2 | 0-0 | 0-0 | 1 | 0 | 1 | 0 | 0 | |
| vs. Chattanooga | 3 | 0-0 | 0-0 | 0-0 | 0 | 0 | 0 | 1 | 0 | |
| Totals | 175 | 17-35 | 0-0 | 4-7 | 42 | 8 | 11 | 2 | 38 | |

| (Sophomore - 2006-07) | | | | | | | | | | |
|-----------------------|------------|--------------|------------|--------------|-----------|----------|-----------|----------|-----------|--|
| Opp. | MIN | FG-FGA | 3FG-FGA | FT-FTA | REB | A | BKL | STL | PTS | |
| Washington State | 15 | 2-4 | 0-0 | 1-3 | 4 | 0 | 0 | 0 | 5 | |
| Indiana | 13 | 1-3 | 0-0 | 0-0 | 3 | 0 | 1 | 0 | 2 | |
| at Old Dominion | 4 | 0-1 | 0-0 | 0-0 | 2 | 0 | 1 | 0 | 0 | |
| vs. Delaware | 3 | 0-1 | 0-0 | 0-0 | 0 | 0 | 0 | 0 | 0 | |
| vs. SIU | 8 | 2-3 | 0-0 | 0-0 | 3 | 0 | 0 | 0 | 4 | |
| Detroit | 15 | 1-5 | 0-0 | 0-4 | 8 | 0 | 1 | 1 | 2 | |
| at #19 Louisville | 2 | 0-0 | 0-0 | 0-0 | 0 | 0 | 0 | 0 | 0 | |
| Alabama State | 15 | 1-3 | 0-0 | 5-8 | 6 | 0 | 1 | 0 | 7 | |
| Arkansas-Pine Bluff | 22 | 2-4 | 0-0 | 1-3 | 6 | 0 | 1 | 0 | 5 | |
| Miss. Valley State | 15 | 2-3 | 0-0 | 2-8 | 4 | 0 | 3 | 1 | 6 | |
| Southern | 17 | 0-3 | 0-0 | 2-4 | 7 | 0 | 2 | 0 | 2 | |
| vs. Kent State | 11 | 2-3 | 0-0 | 0-0 | 1 | 0 | 2 | 0 | 4 | |
| vs. Memphis | 17 | 4-6 | 0-0 | 4-8 | 5 | 0 | 2 | 0 | 12 | |
| Texas-Pan American | 18 | 0-1 | 0-0 | 0-0 | 4 | 1 | 1 | 2 | 0 | |
| South Carolina | 13 | 1-2 | 0-0 | 0-2 | 0 | 0 | 0 | 0 | 2 | |
| at #7/8 Ohio State | 13 | 1-3 | 0-0 | 0-0 | 3 | 0 | 0 | 0 | 2 | |
| at Alabama | 5 | 0-0 | 0-0 | 0-0 | 1 | 0 | 1 | 0 | 0 | |
| Ole Miss | 36 | 3-6 | 0-0 | 1-2 | 6 | 0 | 4 | 1 | 7 | |
| at #8 LSU | 5 | 0-2 | 0-0 | 0-0 | 0 | 0 | 0 | 0 | 0 | |
| at Auburn | 6 | 0-3 | 0-0 | 0-0 | 1 | 0 | 0 | 0 | 0 | |
| Mississippi State | 15 | 0-0 | 0-0 | 0-0 | 2 | 3 | 0 | 2 | 0 | |
| at South Carolina | 13 | 2-2 | 0-0 | 0-0 | 3 | 0 | 4 | 0 | 4 | |
| #15 Vanderbilt | 23 | 3-3 | 0-0 | 0-0 | 2 | 0 | 1 | 1 | 6 | |
| Florida | 8 | 0-0 | 0-0 | 0-0 | 2 | 1 | 1 | 0 | 0 | |
| at #3 Tennessee | 8 | 0-1 | 0-0 | 0-0 | 2 | 0 | 0 | 0 | 0 | |
| #11/12 Georgia | 4 | 0-0 | 0-0 | 0-0 | 0 | 0 | 0 | 0 | 0 | |
| Arkansas | 5 | 0-1 | 0-0 | 0-0 | 2 | 1 | 1 | 0 | 0 | |
| vs. Arkansas | 19 | 1-3 | 0-0 | 1-1 | 3 | 0 | 1 | 0 | 3 | |
| vs. #10/12 Georgia | 15 | 0-0 | 0-0 | 0-0 | 2 | 0 | 1 | 0 | 0 | |
| at Oakland * | 6 | 0-0 | 0-0 | 0-0 | 0 | 0 | 0 | 0 | 0 | |
| at Ball State | 15 | 1-1 | 0-0 | 0-0 | 1 | 0 | 0 | 0 | 2 | |
| at Wisconsin | 5 | 0-0 | 0-0 | 0-0 | 0 | 0 | 1 | 0 | 0 | |
| Totals | 389 | 29-67 | 0-0 | 17-43 | 83 | 6 | 30 | 8 | 75 | |

| (Junior - 2007-08) | | | | | | | | | | |
|--------------------|-----------|------------|------------|------------|--------------|----------|----------|----------|----------|--|
| Opp. | MIN | FG-FGA | 3FG-FGA | FT-FTA | REB | A | BKL | STL | PTS | |
| USC-Upstate * | 10 | 0-3 | 0-0 | 0-0 | 3-4 | 0 | 0 | 0 | 0 | |
| vs. Lipscomb | 2 | 0-0 | 0-0 | 0-0 | 0-1 | 0 | 0 | 0 | 0 | |
| William and Mary | 4 | 1-2 | 0-0 | 0-0 | 0-0 | 0 | 0 | 0 | 2 | |
| Alabama | 3 | 0-0 | 0-0 | 0-0 | 0-0 | 0 | 0 | 0 | 0 | |
| Totals | 19 | 1-5 | 0-0 | 0-0 | 3-2-5 | 0 | 0 | 0 | 2 | |

* Started game

CAREER HIGHS

| | |
|-----------------|----------------------------------------------|
| Points: | 12 vs. Memphis 12-30-06 |
| FGM: | 5 vs. North Carolina A&T 12-6-05 |
| FGA: | 6, three times, last vs. Ole Miss 1-14-07 |
| FTM: | 5 vs. Alabama State 12-8-06 |
| FTA: | 8, three times, last vs. Memphis 12-30-06 |
| 3FGM: | 0 |
| 3FGA: | 0 |
| O-Rebounds: | 5 vs. Alabama State 12-8-06 |
| D-Rebounds: | 5, three times, last vs. UAPB 12-17-06 |
| Total Rebounds: | 8 vs. Detroit 11-29-06 |
| Assists: | 3 vs. Mississippi State 1-25-07 |
| Blocks: | 4, twice, last vs. South Carolina 1-28-07 |
| Steals: | 2, twice, last vs. Mississippi State 1-25-07 |
| Minutes: | 36 vs. Ole Miss 1-14-07 |


CAREER STATS

| Year | GP-GS | MIN | FG-FGA | PCT | 3FG-FGA | PCT | FT-FTA | PCT | OFF-DEF | TOT/AVG | PF-FO | A | TO | BLK | ST | PTS/AVG |
|---------------|-------------|----------------|---------------|-------------|------------|-------------|--------------|-------------|--------------|----------------|-------------|-----------|-----------|-----------|-----------|----------------|
| 05/06 | 24-0 | 175/7.3 | 17-35 | .486 | 0-0 | .000 | 4-7 | .571 | 12-30 | 42/1.8 | 13-0 | 8 | 9 | 11 | 2 | 38/1.6 |
| 06/07 | 32-1 | 389/12.2 | 29-67 | .433 | 0-0 | .000 | 17-43 | .395 | 36-47 | 83/2.6 | 43-0 | 6 | 25 | 30 | 8 | 75/2.3 |
| 07/08 | 4-1 | 19/4.8 | 1-5 | .200 | 0-0 | .000 | 0-0 | .000 | 3-2 | 5/1.3 | 4-0 | 0 | 2 | 0 | 0 | 2/0.5 |
| Totals | 60-2 | 583/9.7 | 47-107 | .439 | 0-0 | .000 | 21-50 | .420 | 51-79 | 130/2.2 | 60-0 | 14 | 36 | 41 | 10 | 115/1.9 |

two-time all-area first-team selection ... Named Regional Player of the Year in 2005 ... Helped lead her squad to two consecutive district championships (2002, 2003) ... Elected team captain as a junior and senior ... Selected to the Kentucky All-Star team, the first player from North Hardin High School to be selected for the annual series ... Averaged 3.0 points, 3.0 rebounds in 10.5 minutes played during the two-game series while shooting .500 (3-6) from the field... Chose Kentucky over St. John's, Cleveland State and Toledo.

The Cats' Cause

Helped organize a food drive to benefit God's Pantry ... Played Bingo at Kentucky Children's Hospital ... Guest visitor at Veteran's Hospital ... Participated in the Urban Lexington Project ... Mentor at Deep Springs Elementary ... Participated in the Susan G. Komen Race for the Cure ... Volunteered at Athletes in Action Urban Project Sports Camp ... Volunteer at a local elementary school's Jog-A-Thon.



CARLY MORROW

5-11 • SO. • GUARD
CHATTANOOGA, TENN./CHATTANOOGA GIRLS PREPARATORY

General

Certified “gym rat” ... A pure outside shooter ... Possesses quickness, jumping ability and stamina ... Worked on ball-handling skills in the off season ... Named to SEC Freshman Academic Honor Roll ... Grandfather, Hugh Morrow, was a three-sport athlete at Alabama in football, baseball and basketball from 1945-49.

- SEC Freshman Academic Honor Roll (2007-08)
- UK's Athletics Director Honor Roll (2007-08)
- Dean's List (2007-08)

2007-08 (Freshman)

Played in 23 of UK's 33 games ... Averaged 3.6 points and 1.0 rebounds in 13.0 minutes per game ... Scored in double-figures three times ... Had an outstanding rookie debut, leading the team with a squad-best 11 points and tying for the team lead with six rebounds against USC-Upstate (11/10/07) ... Came off the bench to net a season- and career-high 12 points and three assists vs. Minnesota in the Rainbow Wahine Classic ... Netted 10 points against Old Dominion (12/28/07) ... Scored seven points vs. Alabama in just 13 minutes of action (2/17/08) ... Hit all five of her free throw attempts ...

Named to the Dean's List and UK's Athletics Director Honor Roll last semester with a 4.00 GPA, tied for highest on the team (Chelsea Chowning also had a 4.00 GPA).

High School

Averaged 14.0 points, 3.4 assists and 3.2 steals per game as a senior for Chattanooga Girls Preparatory School ... Named to the all-tournament team of the state tournament in 2007 after scoring a team-high 23 points in the quarterfinal round ... Earned the Headmaster's Award for Elite Accomplishment in Athletics at her high school graduation ... Named to the 2007 Tennessee Sports Writers Association All-State girl's basketball team ... Helped lead her squad to a 19-10 finish her senior season ... Ranked No. 34 by Scout/HoopGuriz.com as a junior ... Helped lead her team to the semifinals of the Division II state tournament with a 22-8 overall record in 2006 ... Started at both the point and shooting guard positions and was a first-team all-state selection her junior year ... Also a four-year letter winner in soccer and track ... Received all-state honors in soccer and was named “Best of Preps” in both basketball and soccer



Date and Place of Birth: Jan. 29, 1989/
Chattanooga, Tenn.

Parent(s): Hugh and Caroline Morrow

Siblings: Meredith (17), Hannah (13)

Major: Economics

Contemplated Profession: Coach

High School and Coach:

Chattanooga Girls Preparatory/Susan
Crownover

Shooting Hand: Right

CAT SCRATCHES

Person that has most influenced you in life, why? “My parents because without them I would have never picked up a basketball.”

What has impressed you most about Coach Mitchell and his coaching staff? “Their energy and desire to go an extra mile for this program.”

What is one thing Coach Mitchell says all the time? “How ‘bout them Wildcats!”

Your favorite memory of a UK fan? “A

couple knowing the number of days until the season starts...in June.”

What has given you the most joy in the last year? “Watching my sister win a tennis state championship.”

Craziest thing you did this summer? “Jumped off of a 30-foot pier into the Tennessee River.”

What is your most memorable moment as a basketball player so far? “Going to Hawaii last year with this team.”



What is your dream job?
“Not having a job and traveling.”

GAME-BY-GAME STATS

| (Freshman - 2007-08) | | | | | | | | | | | | |
|----------------------|------------|--------------|--------------|------------|-------------|-----------|-----------|----------|----------|-----------|--|--|
| Opp. | MIN | FG-FGA | 3FG-FGA | FT-FTA | REB | A | Blk | Stl | Pts | | | |
| USC-Upstate | 23 | 4-7 | 3-5 | 0-0 | 0-6 | 1 | 0 | 0 | 11 | | | |
| at George Washington | 23 | 3-4 | 3-4 | 0-0 | 1-1 | 2 | 0 | 0 | 9 | | | |
| Florida Atlantic | 25 | 1-8 | 1-5 | 0-0 | 0-1 | 0 | 0 | 0 | 3 | | | |
| vs. Minnesota | 23 | 5-9 | 2-5 | 0-0 | 0-1 | 3 | 1 | 0 | 12 | | | |
| vs. Texas | 18 | 2-7 | 2-6 | 0-0 | 0-2 | 0 | 0 | 0 | 6 | | | |
| vs. Lipscomb | 23 | 2-5 | 2-4 | 0-0 | 0-2 | 1 | 0 | 0 | 6 | | | |
| Western Kentucky | 15 | 1-5 | 0-4 | 0-0 | 0-1 | 0 | 0 | 0 | 2 | | | |
| William and Mary | 19 | 0-3 | 0-2 | 0-0 | 0-1 | 2 | 0 | 0 | 0 | | | |
| at Michigan | 14 | 2-7 | 2-6 | 0-0 | 0-0 | 1 | 0 | 1 | 6 | | | |
| Louisville | 5 | 0-3 | 0-3 | 0-0 | 0-0 | 0 | 0 | 0 | 0 | | | |
| Old Dominion | 24 | 3-10 | 2-7 | 2-2 | 0-2 | 0 | 0 | 0 | 10 | | | |
| at South Alabama | 16 | 1-5 | 0-2 | 0-0 | 0-2 | 0 | 0 | 0 | 2 | | | |
| Xavier | 8 | 0-1 | 0-1 | 0-0 | 0-0 | 0 | 1 | 0 | 0 | | | |
| Wofford | 6 | 0-0 | 0-0 | 0-0 | 0-0 | 1 | 0 | 0 | 0 | | | |
| Auburn | 11 | 0-1 | 0-1 | 0-0 | 0-1 | 0 | 0 | 0 | 0 | | | |
| at South Carolina | 8 | 0-1 | 0-0 | 0-0 | 0-0 | 0 | 0 | 0 | 0 | | | |
| LSU | 2 | 0-0 | 0-0 | 0-0 | 0-0 | 0 | 0 | 0 | 0 | | | |
| at Georgia | 4 | 1-2 | 0-1 | 0-0 | 0-0 | 0 | 0 | 1 | 2 | | | |
| at Tennessee | 13 | 1-5 | 0-2 | 2-2 | 0-1 | 1 | 0 | 1 | 4 | | | |
| Ole Miss | 1 | 0-0 | 0-0 | 0-0 | 0-0 | 0 | 0 | 0 | 0 | | | |
| Alabama | 13 | 3-8 | 0-4 | 1-1 | 0-0 | 0 | 0 | 0 | 7 | | | |
| Georgia | 5 | 1-3 | 0-2 | 0-0 | 0-1 | 1 | 0 | 0 | 2 | | | |
| LSU | 1 | 0-1 | 0-0 | 0-0 | 0-0 | 0 | 0 | 0 | 0 | | | |
| Totals | 300 | 30-95 | 17-64 | 5-5 | 1-22 | 23 | 11 | 2 | 3 | 82 | | |

CAREER HIGHS

| | |
|-----------------|-----------------------------------------------|
| Points: | 12 vs. Minnesota, 11-23-07 |
| FGM: | 5 vs. Minnesota, 11-23-07 |
| FGA: | 10 vs. Old Dominion 12-28-07 |
| FTM: | 2, twice, last vs. Tennessee 2-3-08 |
| FTA: | 2, twice, last vs. Tennessee 2-3-08 |
| 3FGM: | 3, twice, last vs. George Washington 11-14-07 |
| 3FGA: | 7 vs. Old Dominion 12-28-07 |
| O-Rebounds: | 1 vs. George Washington 11-14-07 |
| D-Rebounds: | 6 vs. USC-Upstate 11-10-07 |
| Total Rebounds: | 6 vs. USC-Upstate 11-10-07 |
| Assists: | 3 vs. Minnesota, 11-23-07 |
| Blocks: | 1, twice, last vs. Xavier 1-1-08 |
| Steals: | 1, three times, last vs. Tennessee 2-3-08 |
| Minutes: | 25 vs. FAU 11-18-07 |

... Participated in the Pentathlon at the state level in track, helping her team claim the state title three consecutive seasons ... Committed early to Kentucky and didn't seriously consider any other schools.

The Cats' Cause

Played bingo at Kentucky Children's Hospital ... Participated in Cats Cultivating Character, where student-athletes teach character lessons once a month to third grade students at a local elementary school.

CAREER STATS

| Year | GP-GS | MIN | FG-FGA | PCT | 3FG-FGA | PCT | FT-FTA | PCT | OFF-DEF | TOT/AVG | PF-FO | A | TO | BLK | ST | PTS/AVG |
|---------------|-------------|-----------------|--------------|-------------|--------------|-------------|------------|--------------|-------------|---------------|------------|-----------|-----------|----------|----------|---------------|
| 07/08 | 23-0 | 300/13.0 | 30-95 | .316 | 17-64 | .266 | 5-5 | 1.000 | 1-22 | 23/1.0 | 4-0 | 11 | 15 | 2 | 3 | 82/3.6 |
| Totals | 23-0 | 300/13.0 | 30-95 | .316 | 17-64 | .266 | 5-5 | 1.000 | 1-22 | 23/1.0 | 4-0 | 11 | 15 | 2 | 3 | 82/3.6 |

CARLY ORMEROD

5-8 • SR. • POINT GUARD
LOUISVILLE, KY./SACRED HEART ACADEMY

General

Starting point guard for the Wildcats in 71 of 81 career games ... Missed 17 games last season, including 14 straight, due to sesamoiditis and turf toe in her left foot ... Graduated in May 2008 with a degree in biology - an entire year early ... Working on second major in human nutrition with plans to enroll in a physician's assistant school after basketball ... Holds career averages of 8.8 points, 3.2 rebounds and 3.0 assists per game ... Ranks seventh on UK's career three-point field goal percentage (35.1) and assists per game (3.049) list .. Also ranks 11th on the career charts in three-point field goals made (88) and attempted (251).

- Three-time SEC Academic Honor Roll selection (2006-Freshman Team, 2007 and 2008)
- SEC All-Freshman Team (2005-06)
- Two-time SEC Freshman of the Week (Dec. 12, 2005 and Feb. 13, 2006)
- President of SAAC (Student Athlete Advisory Committee) (2007-08)
- Frank Ham Society of Character (2008)

2007-08 (Junior)

Started in seven of 16 games played ... Averaged 5.3 points per game ...

Missed 17 games due to injury ... Returned to action against Alabama late in the season (2/17/08) to score eight points in just 17 minutes ... Scored a season-high 11 points vs. South Carolina in UK's regular-season finale ... Named to the Frank Ham Society of Character by UK Athletics in 2008, which is given to UK student-athlete for exceptional commitment to academic excellence, athletic participation, and personal development, being a role model, and career preparation ... It is the highest honor the UK Athletic Department bestows on its student-athletes.

2006-07 (Sophomore)

Started 33 of 34 games ... Led the team in assists (122) and steals (41) ... Ranked ninth in the SEC in assists with 3.59 per game ... First sophomore to lead the team in steals since Stacey Reed in 1992-93 ... Also ranked third on the team in scoring with 9.9 ppg ... Ranked seventh in the SEC with a 1.49 assist-to-turnover ratio ... Scored in double figures 18 times ... Drew a squad-best 11 charges ... Became just the eighth person in school history to record a points-assists double-double with 13 points and a career-high 11 assists at Ball State (3/19/07) ... Registered a career-high



Date and Place of Birth: July 17, 1987/Louisville, Ky.

Parent(s): Mike and Missy Ormerod

Siblings: Patrick (24), Logan (16)

Degree: B.S. in biology - Working on a second degree in human nutrition

Contemplated Profession: Physician assistant

High School and Coach: Sacred Heart Academy/Donna Moir

Shooting Hand: Right

CAT SCRATCHES

What is your nickname? "C-dub or C-dawg."

Person that has most influenced you in life, why? "My parents because they have helped shape me into who I am today."

Your favorite memory of a UK fan? "I can't choose just one—I love all of our fans!"

What has impressed you most about Coach Mitchell and his staff? "They

always have an extremely high level of enthusiasm and energy."

The coolest thing about UK? "The women's basketball team!"

I chose to play basketball at UK because? "It had the entire package."

Craziest thing you did this summer? "Jumped out of an airplane, again."



If you could win a gold medal in the Olympics in any sport, besides basketball, what would it be? "Beach volleyball and Amani Franklin would be my partner."

If you were a crayon, what color would you be? "Macaroni and cheese."

ELEIA RODDY

6-3 • R-SR. • FORWARD/CENTER
COLUMBUS, OHIO/INDEPENDENCE HS

General

An aggressive and strong inside force ... Has endured four knee surgeries all on her right knee during Wildcat career ... Missed 19 games as a freshman with a meniscus tear ... Tore ACL prior to junior season and was forced to redshirt ... Tore meniscus again during summer after junior year ... Missed the first 12 games of her red-shirt junior season after surgery to remove a "floating body" in her knee ... Prior to injury, was second on the team in rebounding and fifth in scoring as a sophomore ... Has played in 66 career games with six starts ... Four career double-doubles ... Has 14 games in double-figure points, six with double-digit rebounds ... Graduated in December, '08 - an entire semester early - with a bachelor's degree in psychology ... Currently pursuing a master's degree in Family Studies.

- Two-time SEC Academic Honor Roll selection (2006, 2008)
- SEC Good Works Team (2007)

2007-08 (Redshirt-Junior)

Missed the first 12 games of the season after surgery (Nov. 30) to remove a "floating body" causing pain in her right knee ... Returned to action for the first time since March 20, 2006, playing seven minutes vs.

Xavier (1/1/08) ... Brought down five rebounds in her season debut ... Earned her fifth career and first start of the season against Wofford ... Had at least one block in seven games ... Scored a season-high 10 points in 17 minutes against No. 6 LSU (2/21/08) ... Played a season high 23 minutes (23) against South Carolina (3-2-08) and set a season high in blocks (2), total rebounds (8) and offensive rebounds (5) ... Scored a season-high tying 10 points on 4-of-7 shooting vs. James Madison in the third round of the WNIT ... Followed that game with nine points vs. Marquette in the quarterfinal round, hitting 2-of-2 from the floor and 5-of-5 from the free throw line in just 18 minutes.

2006-07 (Redshirt)

Sat out the entire season after sustaining an ACL injury to her right knee during a preseason practice (Oct. 17) ... Had corrective surgery on Nov. 17 and began rehabilitation.

2005-06 (Sophomore)

Saw action in all 31 games with four starts ... Was an effective spark off the bench for the Wildcats as UK's first sub in 22 games ... Fifth-leading scorer, averaging 7.8 ppg ... A solid presence on the boards, ranking second on the team in rebounding with 6.7 boards per game ... SEC's ninth-leading

Date and Place of Birth: July 8, 1986/Columbus, Ohio
Parent(s): Eric and Denise Roddy
Siblings: Erica (25) and Evan (23)
Degree: B.A. Psychology - Working on a master's degree in family studies
Contemplated Profession: Counselor/Basketball player
High School and Coach: Independence HS/Bill Spencer
Shooting Hand: Right

CAT SCRATCHES
What is your nickname? "E-Rod, EZ."
Person that has most influenced you in life, why? "My father and mother, because they help me to stay focused."
What has impressed you most about Coach Mitchell and his staff? "Their intensity and commitment."

What is one thing Coach Mitchell says all the time? "Hard work, honesty, discipline."
Favorite food? "Baked beans."
Most famous person you've ever met? "Dwight Howard."
With the game on the line, who on the team do you want taking the last shot and why? "Amani because she is really aggressive and strong."
Favorite all-time movie? "Coming to America."

If you were a crayon, what color would you be? "Purple, because I am royal!"

The coolest thing about UK? "The fans." →



AMBER SMITH

5-6 • SO. • POINT GUARD
WINTER HAVEN, FLA./WINTER HAVEN HS

General

Extremely quick and heady point guard who can see the floor extremely well ... Will vie for time with senior point guard Carly Ormerod ... Very effective at shooting from long-range and creating her own shot ... Named to All-SEC Freshman team last year despite missing most of conference play with an ACL and meniscus tear in her right knee ... Also named to the SEC Freshman Academic Honor Roll with a major in communication.

- SEC All-Freshman Team (2007-08)
- SEC Freshman Academic Honor Roll (2007-08)
- SEC Freshman of the Week (2007)

2007-08 (Freshman)

Started in 14 of 21 games ... Missed 12 games due to injury ... Tore ACL and meniscus vs. No. 2 Tennessee (Feb. 3) ... Also sat out the Louisville game (12/20/07) due to a shoulder sprain ... Averaged 6.7 points, 3.4 rebounds and 2.8 assists per game ... Led the team in steals (17) in SEC games only despite missing six games ... Ranked second on the team in scoring and rebounding in SEC games, averaging 9.4 points and 5.5 rebounds per game ... Second

on the team in assists (58) ... Dished out a career-best seven assists in her first collegiate game at point guard vs. USC-Upstate (11/10/07) ... Earned her first career start against William & Mary (12/4/07), replacing an injured Carly Ormerod ... Named SEC Freshman of the Week after averaging 7.5 points and 3.0 assists in two games vs. Old Dominion and South Alabama ... Instrumental in the Wildcats' 47-44 upset of No. 17/14 Georgia in Athens as she scored a team-high 12 points, including nailing two free throws with :06 seconds remaining in the game to seal the victory ... Scored in double-figures six times, including three of the last five games before her injury ... Scored a career-high 13 points twice against Florida (1/10/08) and South Carolina (1-24-08) ... Set a career mark in rebounds against Auburn with nine and minutes played with 37 (1/20/08) ... Also added 11 points, four assists and two steals in the win over the 20th-ranked Tigers ... Named to All-SEC Freshman Team and SEC Freshman Academic Honor Roll.

High School

Four-year starter and team captain for Winter Haven High School ... Averaged 7.0 points and 8.2 assists as a senior and 11.0 points and an impressive 9.0 assists



Date and Place of Birth: Sept. 9, 1989/Winter Haven, Fla.

Parent(s): Robin Smith

Siblings: Prima (29), Courtenay (23)

Major: Communication

Contemplated Profession: College coach

High School and Coach:

Winter Haven HS/LeDawn Gibson

Shooting Hand: Right

CAT SCRATCHES

Person that has most influenced you in life, why? "My mother because she has always been there for me and helped me with everything."

What is one thing Coach Mitchell says all the time? "Let's do this!"

What has impressed you most about Coach Mitchell and his coaching staff? "Their non-stop energy and how much it means to them for us to be successful."

What is your dream job? "Being a

Division I head coach in the SEC."
I chose to play basketball at UK because? "It is known for basketball."



Craziest thing you did this summer? "Got chased by a Chihuahua."

What artist gets the most play on your Ipod right now? "India Arie."

Who on the team do you think will have a breakout season and surprise people? "Amani Franklin."

What is your most memorable moment as a basketball player so far? "Signing to play at Kentucky."

Favorite all-time movie? "Love and Basketball."

GAME-BY-GAME STATS

| (Freshman - 2007-08) | | | | | | | | | | |
|----------------------|--------------|---------------|--------------|--------------|----------------|-----------|----------|-----------|------------|--|
| Opp. | MIN | FG-FGA | 3FG-FGA | FT-FTA | REB | A | Blk | Stl | Pts | |
| USC-Upstate | 25 | 3-11 | 2-6 | 0-0 | 1-3-4 | 7 | 0 | 0 | 8 | |
| at George Washington | 13 | 1-3 | 0-1 | 5-6 | 0-2-2 | 1 | 0 | 0 | 7 | |
| Florida Atlantic | 23 | 2-5 | 0-2 | 1-1 | 0-2-2 | 0 | 0 | 0 | 5 | |
| vs. Minnesota | 17 | 1-3 | 0-1 | 0-0 | 0-0-0 | 0 | 0 | 1 | 2 | |
| vs. Texas | 23 | 3-9 | 1-2 | 0-0 | 1-0-1 | 5 | 1 | 2 | 7 | |
| vs. Lipscomb | 29 | 1-3 | 0-1 | 4-4 | 1-3-4 | 6 | 0 | 3 | 6 | |
| Western Kentucky | 6 | 0-1 | 0-0 | 0-0 | 0-0-0 | 1 | 0 | 1 | 0 | |
| William and Mary* | 27 | 2-9 | 0-2 | 2-4 | 0-0-0 | 3 | 0 | 2 | 6 | |
| at Michigan* | 35 | 2-7 | 1-4 | 0-0 | 0-4-4 | 1 | 0 | 1 | 5 | |
| Louisville | DNP (Injury) | | | | | | | | | |
| Old Dominion* | 33 | 4-10 | 2-2 | 1-3 | 0-4-4 | 3 | 0 | 2 | 11 | |
| at South Alabama* | 30 | 2-6 | 0-1 | 0-2 | 0-2-2 | 3 | 2 | 1 | 4 | |
| Xavier* | 37 | 2-7 | 0-1 | 1-5 | 1-2-3 | 3 | 0 | 3 | 5 | |
| Wofford | 22 | 0-5 | 0-0 | 0-0 | 0-1-1 | 5 | 0 | 0 | 0 | |
| Florida | 30 | 4-12 | 1-4 | 4-4 | 1-4-5 | 3 | 0 | 0 | 13 | |
| at Mississippi State | 31 | 4-8 | 1-3 | 1-4 | 0-6-6 | 4 | 2 | 3 | 10 | |
| Tennessee | 36 | 4-5 | 0-1 | 1-2 | 0-6-6 | 0 | 0 | 1 | 9 | |
| Auburn | 37 | 2-4 | 1-1 | 6-6 | 1-8-9 | 4 | 0 | 2 | 11 | |
| at South Carolina | 34 | 3-9 | 1-2 | 6-10 | 1-2-3 | 3 | 0 | 4 | 13 | |
| LSU | 36 | 1-7 | 0-1 | 3-5 | 0-4-4 | 1 | 0 | 3 | 5 | |
| at Georgia | 35 | 4-11 | 0-2 | 4-6 | 1-6-7 | 3 | 0 | 2 | 12 | |
| at Tennessee | 18 | 1-4 | 0-0 | 0-1 | 0-4-4 | 2 | 0 | 2 | 2 | |
| Ole Miss | DNP (Injury) | | | | | | | | | |
| at Vanderbilt | DNP (Injury) | | | | | | | | | |
| Alabama | DNP (Injury) | | | | | | | | | |
| at LSU | DNP (Injury) | | | | | | | | | |
| at Arkansas | DNP (Injury) | | | | | | | | | |
| South Carolina | DNP (Injury) | | | | | | | | | |
| Georgia | DNP (Injury) | | | | | | | | | |
| LSU | DNP (Injury) | | | | | | | | | |
| MTSU | DNP (Injury) | | | | | | | | | |
| James Madison | DNP (Injury) | | | | | | | | | |
| Marquette | DNP (Injury) | | | | | | | | | |
| Totals | 577 | 46-139 | 10-37 | 39-63 | 8-63-71 | 58 | 5 | 33 | 141 | |

* Started game

CAREER HIGHS

| | |
|-----------------|--------------------------------------------|
| Points: | 13, twice, last vs. South Carolina 1-24-08 |
| FGM: | 4, five times, last vs. Georgia 1-31-08 |
| FGA: | 11, twice, last vs. Georgia 1-31-08 |
| FTM: | 6, twice, last vs. South Carolina 1-24-08 |
| FTA: | 10 vs. South Carolina 1-24-08 |
| 3FGM: | 2, twice, last vs. Old Dominion 12-28-07 |
| 3FGA: | 6 vs. USC-Upstate 11-10-07 |
| O-Rebounds: | 1, eight times, last vs. Georgia 1-31-08 |
| D-Rebounds: | 8 vs. Auburn 1-20-08 |
| Total Rebounds: | 9 vs. Auburn 1-20-08 |
| Assists: | 7 vs. USC-Upstate 11-10-07 |
| Blocks: | 2, twice, last vs. Miss. St. 1-13-08 |
| Steals: | 4 vs. South Carolina 1-24-08 |
| Minutes: | 37, twice, last vs. Auburn 1-20-08 |

per game as a junior ... In her four-year career, WHS held an impressive 119-8 overall record ... Helped the Blue Devils claim the 2007 FHSAA Class 5A State Championship with a 28-3 finish ... Only player in school history to play in four state tournaments in her career ... State finalist for the 2006-07 Wendy's High School Heisman Award ... Named to the first team of the Sun Sports/FSN Florida Girl's All-State Basketball Team ... Awarded the *Polk News Chief* Player of the Year honors and was a first-team All-Area selection ... Rated the top point guard in Florida by Breakdown Magazine as a junior ... Listed a No. 38 by the *All-Star Girls Report* ... Named the *Lakeland Ledger's* 2005-06 Girl's Basketball Player of the Year after helping her team finish in the state finals of the Class 5A State Tournament as a junior ... Led Winter Haven to a 32-2 overall record and a ranking as

high as No. 15 in the *USA Today* poll ... Blue Devils also captured the Class 4A state title in her sophomore season with a 29-1 record ... First-team all-state in Class 5A her junior season and a third-team all-state selection in Class 4A by the Florida Sports Writers Association her sophomore season ... Voted football homecoming queen and Most Athletic as a senior ... Member of the National Honor Society ... Chose Kentucky over Miami, Vanderbilt and Clemson.

The Cats' Cause

Played Bingo at Kentucky Children's Hospital ... Fall Festival ... Participated in Cats Cultivating Character, where student-athletes teach character lessons once a month to third grade students at a local elementary school.



CAREER STATS

| Year | GP-GS | MIN | FG-FGA | PCT | 3FG-FGA | PCT | FT-FTA | PCT | OFF-DEF | TOT/AVG | PF-FO | A | TO | BLK | ST | PTS/AVG |
|---------------|--------------|-----------------|---------------|-------------|--------------|-------------|--------------|-------------|-------------|---------------|-----------|-----------|-----------|----------|-----------|----------------|
| 07/08 | 21-14 | 577/27.5 | 46-139 | .331 | 10-37 | .270 | 39-63 | .619 | 8-63 | 71/3.4 | 47 | 58 | 68 | 5 | 33 | 141/6.7 |
| Totals | 21-14 | 577/27.5 | 46-139 | .331 | 10-37 | .270 | 39-63 | .619 | 8-63 | 71/3.4 | 47 | 58 | 68 | 5 | 33 | 141/6.7 |

LYDIA WATKINS

6-1 • JR. • GUARD/FORWARD
HOPKINSVILLE, KY./CHRISTIAN CO. HS

General

An athletic guard/forward who had an impressive sophomore season, setting career highs in almost every statistical category ... Has tremendous athleticism and jumping ability ... Diagnosed with spondylolisthesis, a stress fracture of her vertebrae, as a junior at Christian County High School ... Forced to miss her senior season of basketball after enduring two back surgeries in less than six months ... Now plays with eight screws in three vertebrae in her back ... Plays courageously as she has taken a team-high 10 charges in her career ... Has played in 60 career games.

2007-08 (Sophomore)

Saw action in 27 of UK's 33 games ... Averaged 4.4 points and 3.8 rebounds in 12.7 minutes per game ... Scored in double-figures four times and had two games with double-digit rebounds ... Third on the team in rebounding (3.8), free-throw percentage (.719) and field goal percentage (.409) ... Led the team in three-point field goal percentage, hitting 7-of-17 (.412) ... Sat out five contests due to a knee injury sustained in Rainbow Wahine Classic vs. Minnesota ... Returned to action vs. instate rival Louisville (12/20/07), charting eight points and four rebounds off the bench ... Had a career day at South Alabama

(12/30/07), scoring a career-high 17 points and tying the school record for free-throw percentage in a game (min. 10 attempts) by hitting 13-of-13 from the charity stripe ... Hit 19 consecutive free throws (through three games) which ties for eighth on the most consecutive free throws made list ... Came off the bench against Florida (1/10/08) in the SEC opener to notch five points and three rebounds in just 11 minutes ... Grabbed a season- and team-high 10 rebounds against No. 9 LSU in Lexington in just 16 minutes ... Tallied three points and four rebounds in just eight minutes vs. Georgia in the SEC Tournament ... Notched her first career double-double with a career-high 16 points and 16 rebounds vs. MTSU in the second round of the WNIT.

2006-07 (Freshman)

Saw action in 33 of the team's 34 games ... Averaged 2.9 rpg in just 9.8 minutes per game ... Despite playing with eight screws in her back, she was anything but tentative on the defensive end as she finished second on the team with eight charges drawn ... Also added 3.0 ppg ... Tied her career high with eight points against South Carolina (1/28/07) ... Converted on a key three-point play to help UK defeat Auburn on the road (1/21/07) ... Scored seven



Date and Place of Birth: Dec. 5, 1987/
Panama City, Fla.

Parent(s): Harley and Mary Watkins

Siblings: Crystal (24), John (23), Josh (22), Shannon (19),

Major: Sociology

Contemplated Profession: Work with troubled teens

High School and Coach:

Christian County HS/Don Dillard

Shooting Hand: Right

CAT SCRATCHES

Were you named after anyone? "My grandmother."

What is your nickname? "Lit."

Person that has most influenced you in life, why? "My parents because they always encourage me."

What has impressed you most about Coach Mitchell and his staff? "Their determination."

Favorite arena you've played in? "Rupp Arena."

You'd be surprised to know that I? "I am allergic to pizza."

I chose to play basketball at UK because? "Of the fans and the coaches."

If you could play one-on-one against a men's basketball player at UK, who would you choose and why? "Ramon Harris, because he thinks he can beat me."

Best dancers on the team? "Catina and Amber."

Favorite food?
"Fried Chicken."



GAME-BY-GAME STATS

| (Freshman - 2006-07) | | | | | | | | | | | | |
|----------------------|------------|--------------|------------|--------------|-----------|-----------|----------|-----------|-----------|--|--|--|
| Opp. | MIN | FG-FGA | 3FG-FGA | FT-FTA | REB | A | Blk | Stl | Pts | | | |
| Washington State | 12 | 3-5 | 0-1 | 2-4 | 1 | 3 | 0 | 2 | 8 | | | |
| Indiana | 14 | 1-6 | 0-0 | 1-2 | 4 | 0 | 0 | 1 | 3 | | | |
| at Old Dominion | 27 | 2-4 | 0-1 | 2-3 | 11 | 0 | 0 | 2 | 6 | | | |
| vs. Delaware | 16 | 0-3 | 0-1 | 0-0 | 1 | 1 | 0 | 0 | 0 | | | |
| vs. SIU | 9 | 2-5 | 0-1 | 0-0 | 2 | 1 | 0 | 1 | 4 | | | |
| Detroit | 11 | 2-6 | 0-1 | 0-0 | 6 | 0 | 0 | 1 | 4 | | | |
| at #19 Louisville | 4 | 0-1 | 0-0 | 0-0 | 0 | 0 | 0 | 0 | 0 | | | |
| Arkansas-Pine Bluff | 8 | 1-1 | 0-0 | 2-2 | 2 | 1 | 0 | 0 | 4 | | | |
| Miss. Valley State | 12 | 0-1 | 0-0 | 4-6 | 10 | 1 | 0 | 1 | 4 | | | |
| Southern | 9 | 1-2 | 0-0 | 1-2 | 5 | 0 | 0 | 0 | 3 | | | |
| vs. Kent State | 12 | 2-3 | 0-0 | 1-2 | 6 | 0 | 0 | 0 | 5 | | | |
| vs. Memphis | 9 | 0-1 | 0-0 | 6-6 | 4 | 1 | 0 | 1 | 6 | | | |
| Texas-Pan American | 6 | 0-2 | 0-0 | 0-0 | 6 | 1 | 0 | 0 | 0 | | | |
| South Carolina | 2 | 0-1 | 0-0 | 0-0 | 0 | 0 | 0 | 1 | 0 | | | |
| at #7/8 Ohio State | 8 | 0-2 | 0-0 | 1-2 | 3 | 0 | 0 | 0 | 1 | | | |
| at Alabama | 12 | 3-4 | 0-0 | 1-1 | 3 | 0 | 0 | 1 | 7 | | | |
| Ole Miss | 9 | 2-2 | 1-1 | 0-0 | 3 | 1 | 0 | 0 | 5 | | | |
| at #8 LSU | 19 | 3-4 | 0-0 | 0-1 | 3 | 0 | 1 | 1 | 6 | | | |
| at Auburn | 9 | 2-3 | 0-0 | 1-1 | 1 | 0 | 0 | 2 | 5 | | | |
| Mississippi State | 16 | 2-3 | 0-0 | 1-2 | 3 | 1 | 1 | 0 | 5 | | | |
| at South Carolina | 15 | 3-7 | 2-2 | 0-1 | 5 | 0 | 1 | 1 | 8 | | | |
| #15 Vanderbilt | 5 | 0-0 | 0-0 | 3-4 | 1 | 0 | 0 | 0 | 3 | | | |
| Florida | 7 | 0-2 | 0-0 | 0-0 | 0 | 0 | 0 | 0 | 0 | | | |
| at Ole Miss | 6 | 0-0 | 0-0 | 0-0 | 0 | 1 | 0 | 0 | 0 | | | |
| at #3 Tennessee | 14 | 2-3 | 0-0 | 0-1 | 3 | 0 | 0 | 0 | 4 | | | |
| #11/12 Georgia | 2 | 0-0 | 0-0 | 0-0 | 0 | 0 | 0 | 0 | 0 | | | |
| Arkansas | 5 | 0-0 | 0-0 | 0-0 | 1 | 1 | 0 | 0 | 0 | | | |
| at Florida | 12 | 1-2 | 0-1 | 0-0 | 6 | 0 | 0 | 0 | 2 | | | |
| vs. Arkansas | 1 | 0-0 | 0-0 | 0-0 | 0 | 0 | 0 | 0 | 0 | | | |
| vs. #10/12 Georgia | 2 | 0-0 | 0-0 | 0-0 | 1 | 0 | 0 | 0 | 0 | | | |
| at Oakland | 11 | 0-0 | 0-0 | 0-2 | 1 | 0 | 0 | 0 | 0 | | | |
| at Ball State | 5 | 1-1 | 0-0 | 0-0 | 1 | 0 | 0 | 0 | 2 | | | |
| at Wisconsin | 16 | 1-2 | 0-0 | 2-2 | 3 | 0 | 0 | 1 | 4 | | | |
| Totals | 325 | 34-76 | 3-9 | 28-44 | 96 | 13 | 3 | 16 | 99 | | | |

| (Sophomore - 2007-08) | | | | | | | | | | | | |
|-----------------------|------------|--------------|-------------|--------------|------------|-----------|----------|-----------|------------|--|--|--|
| Opp. | MIN | FG-FGA | 3FG-FGA | FT-FTA | REB | A | Blk | Stl | Pts | | | |
| USC-Upstate | 8 | 1-2 | 0-1 | 1-2 | 0-2 | 0 | 0 | 1 | 3 | | | |
| at George Washington | DNP | | | | | | | | | | | |
| Florida Atlantic | 8 | 0-4 | 0-1 | 0-0 | 3-0 | 3 | 0 | 2 | 0 | | | |
| vs. Minnesota | 5 | 2-2 | 0-0 | 0-0 | 0-1 | 0 | 0 | 0 | 4 | | | |
| vs. Texas | DNP | (Injury) | | | | | | | | | | |
| vs. Lipscomb | DNP | (Injury) | | | | | | | | | | |
| Western Kentucky | DNP | (Injury) | | | | | | | | | | |
| William and Mary | DNP | (Injury) | | | | | | | | | | |
| at Michigan | DNP | (Injury) | | | | | | | | | | |
| Louisville | 21 | 2-4 | 0-0 | 4-4 | 3-1 | 4 | 0 | 0 | 8 | | | |
| Old Dominion | 13 | 1-3 | 0-1 | 0-0 | 1-2 | 3 | 1 | 0 | 2 | | | |
| at South Alabama | 12 | 2-4 | 0-0 | 13-13 | 4-3 | 7 | 0 | 0 | 17 | | | |
| Xavier | 15 | 0-2 | 0-1 | 2-2 | 0-4 | 4 | 0 | 1 | 2 | | | |
| Wofford | 21 | 3-9 | 1-2 | 3-6 | 2-4 | 6 | 1 | 0 | 10 | | | |
| Florida | 11 | 2-3 | 1-1 | 0-0 | 1-2 | 3 | 0 | 0 | 5 | | | |
| at Mississippi State | 16 | 2-3 | 0-0 | 3-4 | 1-4 | 5 | 0 | 0 | 7 | | | |
| Tennessee | 12 | 1-2 | 0-0 | 0-0 | 1-0 | 1 | 2 | 1 | 1 | | | |
| Auburn | 7 | 0-1 | 0-0 | 0-1 | 1-4 | 5 | 0 | 0 | 0 | | | |
| at South Carolina | 12 | 2-4 | 2-2 | 1-3 | 0-0 | 0 | 0 | 1 | 7 | | | |
| LSU | 16 | 0-3 | 0-1 | 1-2 | 2-8 | 10 | 0 | 0 | 1 | | | |
| at Georgia | 7 | 1-2 | 1-2 | 0-0 | 0-2 | 2 | 0 | 1 | 3 | | | |
| at Tennessee | 11 | 0-0 | 0-0 | 0-0 | 0-2 | 2 | 0 | 2 | 0 | | | |
| Ole Miss | 6 | 0-2 | 0-0 | 0-0 | 0-2 | 2 | 0 | 1 | 0 | | | |
| at Vanderbilt | 15 | 1-4 | 0-1 | 2-2 | 2-4 | 1 | 0 | 0 | 4 | | | |
| Alabama | 15 | 3-3 | 0-0 | 0-0 | 1-2 | 2 | 0 | 1 | 6 | | | |
| at LSU | 7 | 0-0 | 0-0 | 0-0 | 0-4 | 1 | 0 | 1 | 0 | | | |
| at Arkansas | 22 | 4-5 | 0-0 | 2-2 | 2-3 | 5 | 2 | 0 | 10 | | | |
| South Carolina | 12 | 0-4 | 0-1 | 2-2 | 0-3 | 3 | 0 | 1 | 2 | | | |
| Georgia | 8 | 1-1 | 0-0 | 1-2 | 1-3 | 4 | 0 | 1 | 0 | | | |
| LSU | 21 | 2-5 | 1-2 | 0-2 | 1-2 | 2 | 0 | 0 | 5 | | | |
| MTSU | 29 | 5-13 | 0-0 | 6-10 | 6-10 | 16 | 1 | 0 | 16 | | | |
| James Madison | 8 | 0-1 | 0-0 | 0-0 | 0-0 | 0 | 0 | 0 | 0 | | | |
| Marquette | 4 | 1-2 | 1-1 | 0-0 | 0-1 | 1 | 0 | 0 | 3 | | | |
| Totals | 342 | 36-88 | 7-17 | 41-57 | 103 | 15 | 2 | 16 | 120 | | | |

* Started game

CAREER HIGHS

| | |
|-----------------|-------------------------------------------|
| Points: | 17 vs. South Alabama 12-30-07 |
| FGM: | 5 vs. MTSU 3-21-08 |
| FGA: | 13 vs. MTSU 3-21-08 |
| FTM: | 13 vs. South Alabama 12-30-07 |
| FTA: | 13 vs. South Alabama 12-30-07 |
| 3FGM: | 2, twice, last vs. South Carolina 1-24-08 |
| 3FGA: | 2, five times, last vs. LSU 3-8-08 |
| O-Rebounds: | 6 vs. MTSU 3-21-08 |
| D-Rebounds: | 10 vs. MTSU 3-21-08 |
| Total Rebounds: | 16 vs. MTSU 3-21-08 |
| Assists: | 3 vs. Washington State 11-10-06 |
| Blocks: | 1, five times, last vs. Georgia 3-7-08 |
| Steals: | 2, six times, last vs. Tennessee 2-3-08 |
| Minutes: | 29 vs. MTSU 3-21-08 |

CAREER STATS

| Year | GP-GS | MIN | FG-FGA | PCT | 3FG-FGA | PCT | FT-FTA | PCT | OFF-DEF | TOT/AVG | PF-FO | A | TO | BLK | ST | PTS/AVG |
|---------------|-------------|-----------------|---------------|-------------|--------------|-------------|---------------|-------------|---------------|----------------|-------------|-----------|-----------|----------|-----------|----------------|
| 06/07 | 33-0 | 325/9.8 | 34-76 | .447 | 3-9 | .333 | 28-44 | .636 | 30-66 | 96/2.9 | 38-0 | 13 | 27 | 3 | 16 | 99/3.0 |
| 07/08 | 27-0 | 342/12.7 | 36-88 | .409 | 7-17 | .412 | 41-57 | .719 | 32-71 | 103/3.8 | 49-0 | 15 | 33 | 2 | 16 | 120/4.4 |
| Totals | 60-0 | 667/11.1 | 70-164 | .427 | 10-26 | .385 | 69-101 | .683 | 62-137 | 199/3.3 | 87-0 | 28 | 60 | 5 | 32 | 219/3.7 |

points – all in the first half – at Alabama (1/11/07) ... Was a career-best 6-of-6 from the free-throw line against Memphis (12/30/06) in the Wells Fargo New Year's Classic ... Had a team-leading 10 rebounds against Mississippi Valley State (12/19/06) ... Led the Wildcats on the boards for the first time in her career in an important road win against perennial-power Old Dominion (11/18/06).

High School

Missed senior season due to a back injury ... Played two seasons at Christian County High School after transferring from Port St. Joe, Fla., before her sophomore season ... Averaged 14.0 points and 10.0 points per game as a junior under Coach Don Dillard ... Named the Florida Freshman of the Year after averaging 18.1 points per game in her rookie campaign ... Also competed in track and field, running the anchor in the 2006 KHSAA State Championship 4x100 and 4x200 meter relays ... Chose Kentucky over Western Kentucky and several other schools.

The Cats' Cause

UK Athletics Canned Food Drive
Athens-Chilesburg Elementary ... Played Bingo at Kentucky Children's Hospital ... Guest speaker at Athens-Chilesburg Elementary ... Volunteered at the YMCA's Fall Festival ... Guest speaker at Consolidated Baptist Church ... Volunteered at Carnegie Center.



REBECCA GRAY

5-10 • SO. • GUARD

GEORGETOWN, KY./SCOTT CO. HS/NORTH CAROLINA

General

Will sit out the 2008-09 season due to NCAA transfer rules ... Transferred after one season at North Carolina ... Will have three years of eligibility remaining ... Sharp-shooter with impressive accuracy from the three-point line ... Engaged to married to long-time boyfriend Mason Karrick.

2007-08 (Freshman)

Played in 30 of 36 games as a freshman at North Carolina ... Averaged 15.3 minutes and 5.2 points per game ... Shot 44.1 percent from the field, including a team-high 39.1 percent from three-point range ... Also hit a team-best 81.6 percent from the free-throw line ... Helped lead the Tar Heels to their fourth-straight Atlantic Coast Conference title.

High School

Named the 2007 Miss Kentucky Basketball after averaging 25.6 points, 6.3 rebounds, 4.8 assists and 4.2 steals as a senior at Scott County High School ... Also hit 88.9 percent of her free throws. ... Named the 2007 Gatorade Kentucky Player of the Year ... Named to the Kentucky All-Star team ... Kentucky Coaches' Association Player of the Year ... AP State Player of

the Year ... Kentucky Farm Bureau Female Athlete of the Year ... Led Scott County to the 2004 Beach Ball Classic title, winning MVP honors in the process ... Played six seasons on the high school team, scoring 2,907 career points, which puts her atop the school's scoring chart for boys and girls ... Also charted 706 rebounds, 380 steals and 493 assists in her career ... Helped Scott County chart an impressive 107-17 overall record during her prep career ... Active in several clubs at Scott County, including Beta Club, National Honor Society and FCA.

Mitchell Says...

"We are extremely happy that Rebecca is joining our basketball family. She is a very good shooter who is going to have the opportunity this season to really develop her game while she sits out. She has great size and great strength for a wing player."

Date and Place of Birth: July 30, 1989/
Martin, Ky.

Parent(s): Amy and Todd Gray

Siblings: Rachael (23), Stephen (17)

Major: Marketing

Contemplated Profession: Collegiate coach

High School and Coach:

Scott Co./Steve Helton

Shooting Hand: Right

CAT SCRATCHES

What is your nickname?

"Bee."



Person that has most influenced you in life, why? "My parents because they made me who I am today."

Favorite sound? "The scoreboard buzzing after we win."

What has impressed you most about Coach Mitchell and his staff? "They are very serious."

If you had a Derby horse, what would you name it? "The DabizzleBeeBop."

What is one thing you wish you could be better at? "Playing the piano."

What is your most memorable moment as a basketball player so far? "Becoming Miss Kentucky Basketball in 2007."

With the game on the line, who on the team do you want taking the last shot and why? "Amber, because she has the heart of a champion."

I chose to play basketball at UK because? "I bleed blue!"

What has given you the most joy in the last year? "Moving back to good ole Kentucky."



SARAH ROWE

5-10 • FR. • GUARD
MT. VERNON, KY./ROCKCASTLE CO. HS

General

Walk-on ... Very strong and athletic player that can play at any guard position ... Incredible work ethic with great instincts for the game ... Named is pronounced Sarah Rowe (rou).

High School

Four-year starter for at Rockcastle County High School ... Led the Rockets in nearly every statistical category during her senior season, averaging 21.2 points, 5.9 rebounds, 3.2 assists and 3.1 steals per game ... Led Rockcastle County to the state tournament as a senior, helping her squad post a 23-9 overall record ... Named all-state, all-region and all-district last season ... Also named Most Valuable Player of the 12th Region ... Also excelled in the classroom as she was named a Student Scholar Athlete ... Active in several clubs at Rockcastle County, including FCA, French Club, Rocket Club and Young Republicans.

Mitchell Says...

"Sarah is a player that I've watched for a long time and I have so much respect for the program she comes from. I also have a lot of respect for her as a basketball player because she has great work ethic."

Date and Place of Birth: July 10, 1990/
Madison County, Ky.

Parent(s): Sheila and Derrell Rowe

Siblings: John McClure (24), Tara Helton (21)

Major: Biology

Contemplated Profession: Physician

High School and Coach:

Rock Castle Co./Chrysti Noble

Shooting Hand: Right

CAT SCRATCHES

You'd be surprised to know that? "I used to be a gymnast."

Person that has most influenced you in life, why? "My granny because she has worked hard all of her life and it's paying off."

If you could play one-on-one against a men's basketball player at UK, who would you choose and why? Patrick Patterson, just to see if I could get a shot off."

What has impressed you most about Coach Mitchell and his coaching staff? "That he actually asked me to play here. He's got a southern charm going on too!"

Coolest thing about UK? The Joe Craft Center."

What has given you the most joy in the last year? "Getting to play basketball at UK."

What artist gets the most play on your Ipod right now? "Shwayze".



JACKIE SANDERS

6-2 • JR. • FORWARD/CENTER
BIRMINGHAM, ALA./FAIRFIELD HS/GULF COAST CC

General

Rated the nation's sixth-ranked player overall and the top junior college prospect at power forward by the All-Star Girl's Report ... Played at Gulf Coast Community College in Panama City, Fla. ... Possesses great size and strength and should provide a solid inside-outside threat ... Very effective at shooting from long-range ... Lists the three-point shot as her favorite shot ... Chose Kentucky over LSU and Louisiana Tech.

2007-08 (Sophomore)

Helped the Lady Commodores win the NJCAA national championship ... GCCC also won its 11th straight Panhandle Conference championship and seventh Region 8 Region 8/FCCAA state crown with an impressive 36-1 overall record ... Team's fourth-leading scorer, averaging 11.3 points per game ... Led the team in rebounding with 7.7 rpg.

2006-07 (Freshman)


Named to the All-Panhandle Conference second team after averaging 7.1 points and 6.1 rebounds per game ... Helped GCCC chart an impressive 27-4 record and advance to the FCCAA state tournament championship game.

High School

Four-year letter winner at Fairfield High School in Birmingham, Ala., for then-head coach Arnika Clements ... Averaged a double-double with 14 points and 10 rebounds per game ... Named Most Valuable Player as a senior ... First-team all-state selection ... Chosen to play in the Alabama/Mississippi All-Star game ... Also played on the volleyball team.

Mitchell Says...

"Jackie is a proven player at a high level junior college and we think that's going to translate into her being a very good player in the SEC. She has the potential to be one of our most accurate three-point shooters as she has the rare quality to truly play inside the paint and step out and cause defense problems with her long-range shooting abilities."



Date and Place of Birth: December 5, 1987/Birmingham, Ala.

Parent(s): Iris Sanders

Major: Sociology

Contemplated Profession: Attorney

Junior College and Coach:

Gulf Coast CC/Mary "Roonie" Scovel

Shooting Hand: Right

CAT SCRATCHES

Person that has most influenced you in life, why? "My Mom. She is my definition of Super Woman."

What has impressed you most about Coach Mitchell and his coaching staff? "They are very passionate about basketball and UK."

I chose to play basketball at UK because ? "It's a wonderful program."

Favorite sound? "The Kentucky Wildcats are national champs!"



Most memorable moment as a basketball player so far? "Winning the national championship in junior college."

Favorite memory of a UK fan? "All the fans at Midnight Madness."

Coollest thing about UK? "The coaching staff and my teammates."

Motto you live by? "Do unto others as you would have them do unto you and be independent."

What has given you the most joy in the last year? "Graduating from Gulf Coast and making my mom smile."

What artist gets the most play on your Ipod right now? "Lil Wayne."

KEYLA SNOWDEN

5-7 • SO. • GUARD

LEXINGTON, KY./LEXINGTON CATHOLIC HS/AKRON

General

Will sit out the 2008-09 season due to NCAA transfer rules ... Transferred after one season at Akron ... Will have three years of eligibility remaining ... Extremely accurate shooter who ranked sixth in the nation as a freshman last season in three-pointers made per game (2.9).

2007-08 (Freshman)

Started in 29 of 31 games in her rookie season ... Broke the school record for most three-pointers recorded in a single season with 91 ... That mark also was the second-most three-pointers in a single season in Mid-American Conference history ... Ranked sixth in the nation with an average of 2.9 triples per game, hitting at least one three in all but one game last year ... Named to the MAC All-Freshman team ... Ranked seventh in the league and second on the team in scoring (14.2 ppg) ... Also ranked second in the league in free throw shooting (.880) and 17th in minutes played (31.3).

High School

Helped lead the Knights to an impressive 130-14 overall record during her four-year career with three championship game appearances and two state titles as a sophomore and junior ... Totaled 1,908 career points while setting a pair of state records for free-throw shooting percentage ... Set the single-season free throw mark as a senior, connecting on 142-of-156 attempts (91.0 percent) and broke the career mark by converting 289-of-459 (84.7 percent) ... Earned first team all-state honors ... Named the Sweet Sixteen State Tournament Most Valuable Player in 2006 ... Four-year honor roll student ... Twice voted Girl of the Year (2005 and 2006) ... Active in several clubs at Lexington Catholic, including Beta Club, National Society of High School Scholars, Spanish Honors Society and National Honor Society.

Mitchell Says...

"Keyla is one of the best shooters I've ever seen. She's a very good athlete and has a lot of court savvy. She's been impressive already in preseason workouts, proving she can score in a variety of ways. I couldn't be more excited to have her on our team."



Date and Place of Birth: April 12, 1989/
Frankfort, Germany

Parent(s): Rory and Sharadon Snowden

Siblings: Rory Jr. (27), Jarrell (22),
Kairon (13), Keshawn (10)

Major: Communication

Contemplated Profession: Talk show
host

High School and Coach: Lexington
Catholic HS/Jeff Hans

Shooting Hand: Right

CAT SCRATCHES

What is your nickname? "Key."

What has impressed you most about Coach Mitchell and his staff? "Their enthusiasm."

With the game on the line, who on the team do you want taking the last shot and why? "Carly Ormerod because she has good decision-making skills."

You'd be surprised to know that I? "Would like to model."

I chose to play basketball at UK because? "I want to play for my hometown."

What artist gets the most play on your Ipod right now? "Plies and Rihanna."

Dream job? "Host of a talk show on MTV or BET."



What has given you the most joy in the last year? "The support from my family and friends."

Player you think will have a breakout season and surprise people? "Amani Franklin."

Coollest thing about UK? "The entire campus."



2008-09 WILDCAT CHEERLEADERS



Males (L to R): Dan Jacus, Nick Roten, Corey Hammac, Collin Coble, Maurice Grant, Sean Durkin, Stefan Brysba, Raymond McLeod, Jeff Johnson, John Bishop, Zack Persondek, Nathan Cruse, Jacque Wilboite, Brett Kavulich. Females (L to R): McCartney Powers, Jennifer McNeil, Kyle Pierron, Ashley Carnes, Jenna Dorman, Stephanie Johnson, Aubree Canestrone, Vashti Thongdara, Brittany Hudson, Mandi Banaban, Ryan Martin, Kaitlyn Chamberlain, Christine Habeeb.

2008-09 WILDCAT DANCE TEAM



Row 1: Ashley Milton, Natalie Read, Roya Ramezankhani. Row 2: Crystal Patrick, Lauren Fannin, Kaitlyn Sharp. Row 3: Brittany Smith, Rachel Meade, Sarah Williams, Alayna Gathy, Regan Preisser, Corie Winstead, Jessica Barney. Row 4: Lauren Dimond, Helen McDuffie, Andrea Hamlyn, Candace Thomas, Jill Riddell.



The Victory Club is the official booster club of Kentucky Women's Basketball. As a Victory Club member, you become a part of the Kentucky "family." As dedicated fans you support the women's basketball program through financial contributions, game attendance, and community visibility. As part of our "family" you are given an insiders view of the Kentucky Women's Basketball program through our monthly newsletter; special banquets; bus trips; and the opportunity to travel with the team.

Join today and become a part of the Kentucky Women's Basketball family!

To apply visit the women's basketball page on

UKathletics.com



CONSISTENCY

“A team that has consistency is one that stands **together** as a **united** whole, plays together and **produces** every time they step on the floor. Championship teams have consistency in the way they **practice hard** every day and give it their all in **every game.**”

#25 • JUNIOR
AMANI FRANKLIN

ENTUCKA

COACHING STAFF

MATTHEW MITCHELL

2ND SEASON AT KENTUCKY

Under Mitchell after just ONE year at UK

- 7 SEC Academic Honor Roll Honorees
- School-record 5 All-Conference Performers
- 2 All-SEC Freshmen
- 1 Academic All-American
- Top 4 finish in the SEC Standings
- Top 4 finish in the SEC Tournament
- 1 Post season Appearance

Just as Wildcats fans had hoped, “Year One” of the Matthew Mitchell era was filled with excitement and hope for the future. Playing the 14th-toughest schedule in the nation (according to CollegeRPI.com), including meeting NCAA Champion Tennessee twice and Final Four participant LSU three times, Mitchell led the Wildcats to a school-record fourth consecutive postseason tournament. UK posted a 17-16 overall record, the Cats’ fourth-straight winning season and finished fourth in the ever-tough Southeastern Conference race with an 8-6 mark, just one win shy of the school record. The eight league wins were the most conference wins by a first-year head coach in UK Hoops history.

Mitchell also led the Wildcats to the semifinals of the SEC Tournament after earning a first-round bye and upsetting No. 23/21 Georgia in the quarterfinals, 57-50. Despite falling to SEC regular-season champion and No. 7 LSU in the semifinals, UK received a bid to the postseason WNIT and went on to defeat Middle Tennessee and James Madison before narrowly falling to eventual champion Marquette in the quarterfinals. Mitchell’s “winning tools” of honesty, hard work and discipline were embraced by the players. A school-record five Wildcats earned SEC postseason honors and five also earned their degree, including two who graduated prior to their senior season (Carly Ormerod and Eleia Roddy).

Mitchell came to Kentucky in the spring of 2007 when Mickie DeMoss resigned as head coach after four seasons. So when Athletics Director Mitch Barnhart went about the daunting task of finding a coach whose skills, personality and charisma could build on the success and excitement that DeMoss had brought to the program, he immediately thought of Mitchell, who had played a key role in UK Hoops landing four brilliant prep performers in the fall of 2004 – a class ranked No. 6 by the All-Star Girls Report.

In his first season as an assistant coach under DeMoss at UK, Mitchell helped lure now graduated Wildcats Chanté Bowman, Samantha

Mahoney, and Roddy away from Big Ten powers Michigan State and Ohio State while convincing 6-6 center Sarah Elliott, a Kentucky high school legend, to stay at home.

A whirlwind salesman, Mitchell presented a vision of UK Hoops as a powerhouse program... and a warm and loving family. His pitch resonated with recruits and their families as he exuded his own special charm that could, in Elliott’s uniquely-phrased words, “sell logs to a log man.”

Mitchell then became a key factor in the development and improvement of UK’s young post players. Elliott ranked in the top 10 in two Southeastern Conference statistical categories and was named to the 2004-05 SEC All-Freshman team. Forward Jennifer Humphrey – then a sophomore – also flourished under Mitchell’s direction, leading the team in rebounding and ranking 15th in that category in the SEC in 2004-2005. She finished her college career as UK’s second all-time leading rebounder.

When Barnhart hired DeMoss in 2003, he

was looking for an architect to build UK Hoops into one of the country’s elite women’s programs. Along with Mitchell and former assistants Niya Butts and Pam Stackhouse, DeMoss went about the business of executing that blueprint almost immediately, leading the Wildcats into postseason play in each of her final three seasons in Lexington. DeMoss’ four seasons at the helm provided one glorious moment after another, most notably the upset that rocked college basketball when the Wildcats defeated top-ranked Tennessee in January of 2006. Later that spring, DeMoss led Kentucky to its first NCAA tourna-

WHAT THEY'RE SAYING ABOUT MATTHEW MITCHELL

“I am excited for Matthew and for the program. Having worked with Matthew at Tennessee and Kentucky, I know what he’s capable of and he is very talented. I am confident that he can continue guiding the program on the right track with his leadership. Matthew’s knowledge of the game, his communication skills, his relationships with players, and his strong ability to recruit makes him the total package. The players will respond well to him and he will be able to relate well to the community. The Kentucky fan base will continue to grow under his leadership.”

- Mickie DeMoss, former Kentucky women’s basketball coach

“I’m so excited for Matthew. He made it clear to me at Tennessee that he wanted to be involved in the women’s game and I really enjoyed having him on our staff. I know he enjoyed working with Coach DeMoss at Kentucky as an assistant but I think it was good that he went away for his first head coaching job. It’s great to have him back in the league.”

- Pat Summitt, Tennessee women’s basketball coach

“Matthew Mitchell is a great hire for Kentucky. He can continue the great tradition that Mickie DeMoss started there. He has similar qualities to Coach DeMoss as he is out-going, has high energy and a positive attitude. He is not only going to be great for Kentucky but for the SEC as well.”

- Carol Ross, former Ole Miss and Florida women’s basketball coach

“Watching Matthew as an assistant coach at Kentucky and Florida, I knew it wouldn’t be long until he became a head coach at a big-time program. It’s great to get a person with his energy, passion and knowledge of the game back in the SEC.”

- Dave Neal, play-by-play announcer for SEC women’s college basketball



ment since 1999. When DeMoss resigned and buzz around the Bluegrass quickly shifted to her replacement, Barnhart needed to look no further than 60 miles East on Interstate 64, where Mitchell had already established himself as an up-and-coming head coach at in-state OVC school Morehead State.

When Barnhart interviewed Mitchell, he was the head coach at Morehead State and fresh off two exciting campaigns in which he had revived a declining Lady Eagles women's basketball program with a 30-29 record (.508) - the third-highest coach's winning percentage in school history. The Lady Eagles were coming off a 5-22 record a year prior to Mitchell's arrival and earned a 16-13 overall mark and 11-9 league record in his first season. The Lady Eagles also reached the semifinals of the Ohio Valley Conference Tournament.

In his second season, Mitchell guided Morehead to a third-place finish in the league with a school-record 13 conference wins. During the season, the Lady Eagles strung together a nine-game winning streak, the program's longest in 20 seasons.

Mitchell's two-year MSU conference record of 24-16 (.600) marks the second-highest OVC winning percentage in school history. He was only the third coach in the program's history to post an overall winning record during his tenure.

Barnhart also was impressed with Mitchell's coaching pedigree. He had served as an assistant coach and recruiter at Florida under Carol Ross beginning in 2000. He helped the Gators compile a 51-36 record and during his first two seasons the Gators recorded a 19-9 league record en route to two NCAA Tournament (2001 and 2002) appearances. With Mitchell's help, the Gators had a program-tying 24 wins and tied the school record with 11 SEC wins in 2001. He stayed at Florida to serve under then-new UF Coach Carolyn Peck during the 2002-03 season. As the primary recruiter at UF, Mitchell brought in the nation's ninth-ranked recruiting class in 2002 and the No. 2-ranked class by All-Star Girls Report in 2003.

The Louisville, Miss. native began his collegiate coaching career as a graduate assistant at Tennessee under Hall of Fame Coach Pat Summitt during the Lady Vols' run to the Final Four in 2000. UT advanced to the national championship game before losing to top-ranked Connecticut. The Lady Vols finished No. 2 in the national polls with a 33-4 overall record and a 13-1 mark in the SEC.

Prior to his stint at Tennessee, Mitchell spent one year in Yazoo City, Miss., as a coach and teacher at Manchester Academy. He taught American history and served as both the boys' and girls' head basketball coach.

A 1995 graduate of Mississippi State, Mitchell's first head-coaching experience came in 1996 at Central Holmes Academy High School in Lexington, Miss. Mitchell performed multiple duties at the school, including head coach of both basketball teams as well as the track and golf teams. He also served as the defensive coordinator for the football team.

Mitchell, 37, is married to Jenna Ramsey

Coaching Career

| Year | School | Pos. | Record | Accomplishments |
|---------|--------------|-------------|--------|----------------------------------------------|
| 07-08 | Kentucky | Head Coach | 17-16 | WNIT Quarterfinals/SEC Tournament Semifinals |
| 06-07 | Morehead St. | Head Coach | 14-16 | Third-place OVC finish |
| 05-06 | Morehead St. | Head Coach | 16-13 | OVC Tournament Semifinals |
| 04-05 | Kentucky | Asst. Coach | 18-16 | WNIT final four |
| 03-04 | Kentucky | Asst. Coach | 11-17 | |
| 02-03 | Florida | Asst. Coach | 9-19 | |
| 01-02 | Florida | Asst. Coach | 18-11 | NCAA Tournament |
| 2000-01 | Florida | Asst. Coach | 24-6 | NCAA Tournament |
| 1999-00 | Tennessee | Grad. Asst. | 33-4 | NCAA Runner-up |

Total Record as a Head Coach: 47-45

Total Record as an Assistant Coach: 113-73

Total Overall Collegiate Record: 158-117

Personal

Full Name: Matthew Lamont Mitchell

Birthday: Dec. 16, 1970

Parents: John D. and Carol Mitchell

Siblings: Three brothers - David, Mark, Stephen; two nieces, and five nephews

Spouse: Wife, Jenna Ramsey Mitchell

Children: Daughter, Lacy Mitchell

Hometown: Louisville, Miss.

High School: Winston Academy, '89

College: Mississippi State, '95

Degree: Bachelor's degree in marketing

Mitchell of Amelia Island, Fla., and has a daughter, Lacy Mitchell, of Madison, Miss. The couple are very active in community service as Jenna serves on the board of the Children's Advocacy

Center and Matthew was the honorary chair for its fund-raiser this fall. Matthew also is an honorary Rotarian in the Lexington chapter.

The Mitchell Family (left to right): Jenna, Matthew and Lacy Mitchell



Morehead State • 2005-06

Record: 16-13 (10-10 OVC)

| | | | | |
|----------|-----------------------|------------|------|-----|
| Nov. 19 | Pikeville College | 101-53 | Won | (H) |
| Nov. 21 | College of Charleston | 66-50 | Won | (H) |
| Nov. 28 | Kentucky Christian | 103-46 | Won | (H) |
| Nov. 30 | Marshall | 53-66 | Lost | (H) |
| Dec. 3 | Binghamton | 66-61 | Won | (H) |
| *Dec. 8 | Austin Peay | 81-75 | Won | (A) |
| *Dec. 10 | Murray State & | 74-85 | Lost | (A) |
| Dec. 19 | Mississippi State ^ | 65-78 | Lost | (A) |
| Dec. 20 | Centenary ^ | 67-51 | Won | (N) |
| *Jan. 2 | Tennessee State | 64-50 | Won | (A) |
| *Jan. 7 | Tennessee Tech | 66-79 | Lost | (A) |
| *Jan. 9 | Eastern Illinois | 56-55 | Won | (H) |
| *Jan. 12 | Eastern Kentucky | 62-58 | Won | (H) |
| *Jan. 14 | Tennessee-Martin | 58-48 | Won | (A) |
| *Jan. 19 | Samford | 49-51 | Lost | (H) |
| *Jan. 21 | Jacksonville State | 62-71 | Lost | (H) |
| *Jan. 26 | Southeast Missouri | 50-62 | Lost | (A) |
| *Jan. 28 | Eastern Illinois | 68-69 (OT) | Lost | (A) |
| *Jan. 30 | Tennessee Tech | 59-60 | Lost | (H) |
| *Feb. 6 | Eastern Kentucky | 60-67 | Lost | (A) |
| *Feb. 9 | Southeast Missouri | 43-58 | Lost | (H) |
| *Feb. 11 | Murray State | 71-69 | Won | (H) |
| *Feb. 13 | Tennessee-Martin | 62-52 | Won | (H) |
| *Feb. 16 | Samford | 57-60 | Lost | (A) |
| *Feb. 18 | Jacksonville State | 82-75 | Won | (A) |
| *Feb. 23 | Tennessee State | 70-58 | Won | (H) |
| *Feb. 25 | Austin Peay | 63-52 | Won | (H) |
| Feb. 28 | Austin Peay # | 81-78 (OT) | Won | (A) |
| Mar. 3 | Tennessee-Tech # | 66-80 | Lost | (N) |

* Conference game
 ^ Mississippi State Classic
 # OVC Tournament game
 & Game later forfeited to Morehead State

Morehead State - 2006-07

Record: 14-16 (13-7 OVC)

| | | | | |
|----------|--------------------|-------------|------|-----|
| Nov. 11 | Evansville | 67-85 | Lost | (A) |
| Nov. 17 | Grambling State ^ | 75-52 | Won | (N) |
| Nov. 18 | Eastern Michigan | 66-90 | Lost | (A) |
| Nov. 21 | Marshall | 62-65 | Lost | (A) |
| Nov. 25 | IUPUI | 61-68 | Lost | (H) |
| Nov. 27 | Florida | 54-86 | Lost | (A) |
| Nov. 29 | Western Kentucky | 52-71 | Lost | (H) |
| Dec. 2 | Xavier | 55-72 | Lost | (A) |
| *Dec. 7 | Austin Peay | 66-61 | Won | (H) |
| *Dec. 9 | Murray State | 54-76 | Lost | (H) |
| *Dec. 18 | Tennessee-Martin | 57-73 | Lost | (A) |
| *Dec. 20 | Eastern Illinois | 88-76 | Won | (A) |
| *Jan. 2 | Tennessee State | 68-55 | Won | (H) |
| *Jan. 6 | Tennessee Tech | 57-54 | Won | (H) |
| *Jan. 11 | Eastern Ky. | 91-88 (2OT) | Won | (A) |
| *Jan. 13 | Tennessee-Martin | 67-47 | Won | (H) |
| *Jan. 18 | Samford | 60-57 | Won | (A) |
| *Jan. 20 | Jacksonville State | 77-74 | Won | (A) |
| *Jan. 24 | Southeast Missouri | 68-58 | Won | (H) |
| *Jan. 27 | Eastern Illinois | 71-59 | Won | (H) |
| *Jan. 29 | Tennessee Tech | 51-59 | Lost | (A) |
| *Feb. 1 | Eastern Kentucky | 82-72 | Won | (H) |
| Feb. 3 | Virginia Tech | 64-77 | Lost | (A) |
| *Feb. 8 | Southeast Missouri | 70-84 | Lost | (A) |
| *Feb. 10 | Murray State | 57-71 | Lost | (A) |
| *Feb. 15 | Samford | 48-58 | Lost | (H) |
| *Feb. 17 | Jacksonville State | 83-57 | Won | (H) |
| *Feb. 22 | Tennessee State | 77-65 | Won | (A) |
| *Feb. 24 | Austin Peay | 66-74 | Lost | (A) |
| Feb. 27 | Tennessee-Martin | 57-61 | Lost | (H) |

* Conference game
 ^ EMU Eagle Classic

Kentucky - 2007-08

Record: 17-16 (8-6 SEC)

| | | | | |
|----------|-------------------------|------------|------|-----|
| Nov. 10 | South Carolina Upstate | 74-59 | Won | (H) |
| Nov. 14 | #14/13 George Wash. | 65-75 | Lost | (A) |
| Nov. 18 | Florida Atlantic | 61-53 | Won | (H) |
| Nov. 23 | vs. Minnesota (1) | 80-92 | Lost | (N) |
| Nov. 24 | vs. No. 21/22 Texas (1) | 62-70 | Lost | (N) |
| Nov. 25 | vs. Lipscomb (1) | 76-55 | Won | (N) |
| Nov. 30 | WKU (Rupp) | 74-78 (OT) | Lost | (H) |
| Dec. 4 | William & Mary | 75-44 | Won | (H) |
| Dec. 8 | Michigan | 59-63 | Lost | (A) |
| Dec. 20 | Louisville (Rupp) | 65-80 | Lost | (H) |
| Dec. 28 | #23 Old Dominion | 62-71 | Lost | (H) |
| Dec. 30 | South Alabama | 66-56 | Won | (A) |
| Jan. 1 | Xavier | 46-51 | Lost | (H) |
| Jan. 7 | Wofford | 67-57 | Won | (H) |
| Jan. 10 | * Florida | 60-58 | Won | (H) |
| Jan. 13 | * Mississippi State | 64-60 | Won | (A) |
| Jan. 17 | * #2 Tennessee | 40-65 | Lost | (H) |
| Jan. 20 | * #20/18 Auburn | 62-55 | Won | (H) |
| Jan. 24 | * South Carolina | 66-62 | Won | (A) |
| Jan. 27 | * #9 LSU (Rupp) | 46-72 | Lost | (H) |
| Jan. 31 | * #17/14 Georgia | 47-44 | Won | (A) |
| Feb. 3 | * #2 Tennessee | 51-79 | Lost | (A) |
| Feb. 7 | * Ole Miss (Rupp) | 59-54 | Won | (H) |
| Feb. 14 | * #25 Vanderbilt | 66-49 | Lost | (A) |
| Feb. 17 | * Alabama | 64-44 | Won | (H) |
| Feb. 21 | * #6 LSU | 48-52 | Lost | (A) |
| Feb. 24 | * Arkansas | 59-56 | Won | (A) |
| March 2 | * South Carolina (Rupp) | 57-65 | Lost | (H) |
| March 7 | No. 23/21 Georgia (2) | 57-50 | Won | (N) |
| March 8 | No. 7/6 LSU (2) | 49-66 | Lost | (N) |
| March 21 | Middle Tennessee (3) | 68-66 (OT) | Won | (H) |
| March 26 | James Madison (3) | 84-75 | Won | (H) |
| March 30 | Marquette | 64-69 | Lost | (H) |

* SEC game
 N1- Rainbow Wahine Classic - Honolulu, Hawaii (Stan Sheriff Center)
 N2- SEC Tournament - Nashville, Tenn. (Gaylord Entertainment Center)
 N3- WNIT Lexington, Ky. (Memorial Coliseum)

MITCHELL VS. ALL OPPONENTS

| | | | |
|-----------------------|-----|------------------------|--------------|
| Alabama | 1-0 | Michigan | 0-1 |
| Arkansas | 1-0 | Middle Tennessee | 1-0 |
| Auburn | 1-0 | Minnesota | 0-1 |
| Austin Peay | 4-1 | Mississippi State | 1-1 |
| Binghamton | 1-0 | Murray State | 1-3 |
| Centenary | 1-0 | Ole Miss | 1-0 |
| College of Charleston | 1-0 | Old Dominion | 0-1 |
| Eastern Illinois | 3-1 | Pikeville College | 1-0 |
| Eastern Kentucky | 3-1 | Samford | 1-3 |
| Eastern Michigan | 0-1 | South Alabama | 1-0 |
| Evansville | 0-1 | South Carolina | 1-1 |
| Florida | 1-1 | South Carolina-Upstate | 1-0 |
| Florida Atlantic | 1-0 | Southeast Missouri | 1-3 |
| Georgia | 2-0 | Tennessee | 0-2 |
| George Washington | 0-1 | Tennessee-Martin | 3-2 |
| Grambling State | 1-0 | Tennessee State | 4-0 |
| IUPUI | 0-1 | Tennessee Tech | 1-4 |
| Jacksonville State | 3-1 | Texas | 0-1 |
| James Madison | 1-0 | Vanderbilt | 0-1 |
| Kentucky Christian | 1-0 | Virginia Tech | 0-1 |
| Lipscomb | 1-0 | Western Kentucky | 0-2 |
| LSU | 0-3 | William & Mary | 1-0 |
| Louisville | 0-1 | Wofford | 1-0 |
| Marshall | 0-2 | Xavier | 0-2 |
| Marquette | 0-1 | Total | 47-45 |

MITCHELL VS. ALL OPPONENTS AT UK

| | | | |
|-------------------|-----|------------------------|--------------|
| Alabama | 1-0 | Mississippi State | 1-0 |
| Arkansas | 1-0 | Ole Miss | 1-0 |
| Auburn | 1-0 | Old Dominion | 0-1 |
| Florida | 1-0 | South Alabama | 1-0 |
| Florida Atlantic | 1-0 | South Carolina | 1-1 |
| Georgia | 2-0 | South Carolina-Upstate | 1-0 |
| George Washington | 0-1 | Tennessee | 0-2 |
| James Madison | 1-0 | Texas | 0-1 |
| Lipscomb | 1-0 | Vanderbilt | 0-1 |
| LSU | 0-3 | Western Kentucky | 0-1 |
| Louisville | 0-1 | William & Mary | 1-0 |
| Marquette | 0-1 | Wofford | 1-0 |
| Michigan | 0-1 | Xavier | 0-1 |
| Middle Tennessee | 1-0 | Total | 17-16 |
| Minnesota | 0-1 | | |



GETTING TO KNOW COACH MITCHELL

When did you know you wanted to be a coach?

"I was in the 10th grade. I loved athletics and played everything. But in 10th grade I realized that I was not going to play in the NBA and was not going to make a living playing basketball. I knew then that coaching would be the way to go."

In one sentence, what is your coaching philosophy?

"To instill honesty, hard work and discipline in our team on and off the court."

Who are your coaching influences or mentors?

"My dad John Mitchell has been my greatest coaching influence. He taught me the winning tools of honesty, hard work and discipline. He always challenged us to be honest. His work-ethic is phenomenal and he's always had a lot of discipline in his life. Mickie DeMoss and Carol Ross have had the biggest impact on my development as a college coach. Farrell Rigby, my high school coach, also was a big influence on me because he was the first person to give me an opportunity to coach."

What type of player fits the mold of your program or philosophy?

"A player that is honest, hard-working and has discipline."

Is it true that you were the lead singer in a band called "Coach Mitchell and the B Team?"

"Yes. It's true. It all came about when I was joking with a friend of mine about what a good

singer I was and I asked him when was he going to let me sing with his band. Their singer couldn't make it for a rehearsal one weekend and he called me. The rest is history. We were local celebrities in Louisville, Miss., from 1995-99."

What kind of music did the band play?

"We did a little bit of everything but we did a Lynyrd Skynyrd medley that I really liked."

What is your favorite song ever?

"My Town" by Montgomery Gentry."

How would you describe your parents?

"My mom and dad are people of great integrity and great character. They've been married 45 years and have lived their lives in a manner which has given our family respect in our community. They worked with the Cub Scouts for eight years and impacted countless boys' lives in that process. My mother taught school and they've been very active in our church. They're just really solid, hard-working people that have always cared about their community."

What is one thing they taught you that you still use to this day?

"To be honest in all that I do. They never gave us the easy way out. They always challenged us to do things the right way."

You've been married now for three years and Jenna is a fantastic cook. What is your favorite dish that she makes?

"It's hard to narrow it down because she is a wonderful cook. She makes a great meatloaf and you know you're a good cook if you can make meatloaf. It is insane how good it is."

What is one thing most people don't know about you?

"I'm an Eagle Scout. My whole family was involved with the Scouts and all of my brothers are Eagles as well."

Most people probably don't know that you do some great impersonations of people. Who is your favorite to impersonate?

"Van Chancellor is one of my all-time favorites. I've always done a pretty good Bobby Bowden impersonation and the people in Florida like that one. I also do a very good Jennifer Humphrey (former UK Hoops forward) impersonation. People think it's pretty authentic."

What is your favorite professional sports team?

"The Cincinnati Reds. I fell in love with the Big Red Machine back when I was about five or six years old. I wore Johnny Bench's number back when I was a catcher. I just always loved the Reds. I can't believe that I ended up living in a place that is so close to them."



UK HOOPS
KENTUCKY
OUTLOOK
WILDCATS
STAFF
REVIEWS
RECORDS
HISTORY
HONORS
OPPONENTS
MEDIA INFO



KYRA ELZY

ASSISTANT COACH AND RECRUITING COORDINATOR ELZY ENTERS HER FIRST SEASON ON THE SIDELINES AT KENTUCKY

Kyra Elzy is in her first season as an assistant coach and recruiting coordinator at Kentucky after spending the last four years as an assistant coach at Kansas.

"Kyra is a tremendous addition to our program as she has the experience, the personality and the work ethic to attract the best players in the country to be student-athletes at Kentucky," UK Coach Matthew Mitchell said. "Our program will continue moving forward in a posi-

tive direction with Kyra on staff."

As the recruiting coordinator at Kansas, Elzy helped the Jayhawks land its first top 20 signing class in 2007 under head coach Bonnie Henrickson. She also helped KU earn two post-season bids in her four seasons. In 2006-07, KU finished 17-16 overall and advanced to the third round of the Women's National Invitation Tournament (WNIT) while guard Danielle McCray was named Big 12 honorable mention.

"I'm honored to have the opportunity to come back to my home state and coach at the University of Kentucky," Elzy said. "I'm also very excited to work with Matthew Mitchell and the rest of this staff. Returning to the Southeastern Conference is home to me after playing five years in the SEC."

Prior to Kansas, Elzy coached at Western Kentucky for two seasons under head coach Mary Taylor Cowles. She coordinated the recruiting efforts for the Lady Toppers and also worked with the guards and handled individual workouts. The Lady Toppers posted 20+ wins both of her seasons at WKU and in 2002-03 WKU won the Sun Belt Conference championship and advanced to the NCAA Tournament. Elzy helped coach Sun Belt Player of the Year Shala Reese and Newcomer of the Year Tiffany Porter-Talbert. In 2003-04, WKU was the Sun Belt runner-up and advanced to the quarterfinals of the WNIT.

Before coaching, Elzy spent one year as an administrative assistant under Henrickson at Virginia Tech. She was responsible for team travel, scheduling community service events, and working with the women's basketball summer camps.

As a student-athlete, Elzy tutored under the nation's all-time winningest coach in Hall of Famer Pat Summitt at Tennessee. The four-year letter winner, who actually spent five

seasons in a Lady Vol uniform after missing the 1998-99 season with an injury, was a member of two national championship teams (1997 & 1998) and a national runner-up squad (2000). During her time in Knoxville, she played in 126 games and earned the Holly Warlick Defensive Player of the Year award in 1997 and the Unsung Hero Award in 1998.

Elzy became just the fifth freshman in Tennessee history to start her first game as a Lady Vol when she started at guard in the 1996-97 season opener against Austin Peay. She also earned another distinction during her playing career, becoming the first Tennessee player to earn her master's degree while still playing.

Also excelling in the classroom, Elzy was named to the 2000 and 2001 SEC All-Academic teams. She was a three-time Lady Vol Academic Achiever, a distinction given to student-athletes that maintain a 3.0 grade point average for the year and earned Tennessee's Dean's List honors each semester while in graduate school.

The 29-year-old is a 1996 graduate of Oldham County High School where she guided the Lady Colonels to four district championships, two regional titles and a state semifinals appearance during her prep career.

Elzy holds a bachelor's degree in psychology and a master's in cultural studies in education with an emphasis in sports psychology from Tennessee.

Coaching Career

2008-Current: Assistant Coach, Kentucky

2005-08 – Assistant Coach, Kansas

2003-04 – Assistant Coach, Western Kentucky

2002-03 – Administrative Assistant, Virginia Tech

Playing Career at Tennessee

Four-year letter winner who played in 126 games ... Member of two national championship teams (1997 & 1998) and a national runner-up squad (2000) ... Holly Warlick Defensive Player of the Year (1997) ... Unsung Hero Award (1998) ... Just the fifth freshman in UT history to start her first game when she started at guard in the 1996-97 season opener against Austin Peay ... First Lady Vol to earn a master's degree while still playing ... Named to the 2000 and 2001 SEC All-Academic teams ... Three-time Lady Vol Academic Achiever, a distinction given to student-athletes that maintain a 3.0 grade point average for the year ... Earned Tennessee's Dean's List honors each semester while in graduate school ... Member of the 1997 USA Junior World Championship team that went 6-1 and won a Gold medal in Brazil.

Personal

Full Name: Kyra ShaNae Elzy

Birthday: August 17, 1978

Hometown: LaGrange, Ky.

High School: Oldham County High School

College: Tennessee, '01

Degrees: Bachelor's degree in Psychology - Master's degree in cultural studies and education with an emphasis in sports psychology

On Kentucky:

"It's so awesome to be a part of the excitement and tradition that the Kentucky name represents across the country. I'm a Kentucky girl and I love the green grass, the southern hospitality and the horses. It's a beautiful place. I also love working with Coach Mitchell and this staff. He displays a contagious energy, passion and heart on and off the court. He never lacks enthusiasm."

GETTING TO KNOW COACH ELZY

- Started playing basketball in fifth grade
- Daughter of Sheryl Elzy Spencer
- Coaching mentors: Pat Summitt, Holly Warlick, Mickie DeMoss
- Favorite professional sports team: Los Angeles Lakers
- Hobbies: Shopping, reading, listening to music, and going to the movies
- One thing most people don't know about me: I like to write poetry
- Other high school sports played: Track & field. I won the state 400-meter title as a junior and we won the state in cross country as a team.
- Favorite music artists: Mariah Carey, Brian McKnight and Alicia Keys
- One person I'd like to meet: Oprah
- Favorite thing about coaching: It's very rewarding to be able to influence and have an impact on young women in a crucial stage of their life and of course, winning!



WENDY PALMER

PALMER, AN 11-YEAR WNBA VETERAN, ENTERS HER SECOND SEASON AT KENTUCKY

Wendy Palmer, an 11-year WNBA veteran, enters her second season as an assistant coach at Kentucky.

She is responsible for coaching the Wildcat post players.

"Coach Palmer has proven to be extremely valuable in so many areas," UK Coach Matthew Mitchell said. "She has done a great job in coaching our post players and has become a great recruiter. She's a tremendous role model for our players because she has epitomized success

throughout her professional playing days and coaching career. I'm very appreciative of all the hard work she's put in during her first year at Kentucky and I hope she's with us for many years to come."

Palmer, who has played in 11 of 12 WNBA seasons, was selected by the Utah Starzz in the second round of the 1997 Elite Draft. Since then Palmer also has played for the Detroit Shock, Orlando Miracle, Connecticut Sun, San Antonio Silver Stars and the Seattle Storm.

Palmer averaged 15.8 points and 8.0 rebounds per game for the Starzz in 1997 and was named to the All-WNBA Second Team. After a 1999 trade to Detroit, Palmer made the 2000 WNBA All-Star team, averaging 13.8 points and 6.8 rebounds for the Shock. Traded to Orlando in 2002, she had a slow season after moving with the team in Connecticut in 2003. She bounced back to share Most Improved Player honors the following season, helping lead the Sun to the WNBA Finals. After signing with San Antonio in 2005, Palmer averaged 10.1 points and 6.2 rebounds on career-best 51.3 percent shooting from the field.

In February 2006, she signed with Seattle and in her two seasons with the Storm averaged 5.2 ppg and 4.6 rpg, playing in 39 games with five starts. She helped lead Seattle to the first round of the WNBA playoffs in 2007 vs. Phoenix and in two games she averaged an impressive 8.5 points and 4.0 rebounds in just 13.5 minutes per game.

In 11 seasons she has played in 311 career games with 215 starts and averaged 10.1 points and 5.9 rebounds per game, including 6.7 points and 4.3 rebounds in five playoff games.

Palmer's stellar collegiate career began at Virginia under legendary coach Debbie Ryan. She quickly found success on the hardwood as she became the first UVA woman and only the second UVA player to score 1,000 points and grab 1,000 rebounds (Ralph Sampson was the other). She was twice named a Kodak All-American (1995, 1996) and ended her career at Virginia ranked among the program's all-time leaders in

several statistical categories, including first in career rebounds (1,221), second in career field-goals made (780) and third in career scoring (1,918). In 1998 she became just the fourth Cavalier in the program's history to have her jersey retired.

Palmer was a three-time All-Atlantic Coast Conference first-team selection, and she became only the third player in league history to receive two straight ACC Player of the Year nods. The 6-2 forward led the ACC in rebounding during her sophomore and senior seasons, ending her career ranked eighth all-time among the league's top rebounders. To date, Palmer remains atop UVA's career rebounds list and still owns the single-season rebounding record (358). She also set a Cavalier single-game scoring record when she registered 39 points in just 26 minutes of play at Maryland during the 1994-95 campaign.

She also is known as an outstanding philanthropist as she has been nationally recognized for her involvement in community service. Palmer was the recipient of the Black Legends of Professional Basketball John Issacs Service Award and garnered nomination for USA WEEKEND magazine's Most Caring Athlete Award for her extensive community efforts.

The 34-year-old is a native of Timberlake, N.C., and is a 1996 graduate of Virginia. She received a bachelor's degree in history and is member of Zeta Phi Beta Sorority, Inc.

Coaching Career

2007-Current: Assistant Coach, Kentucky

2005-07: Assistant Coach, Virginia Commonwealth

Personal

Full Name: Wendy Palmer

Birthday: August, 12, 1974

Hometown: Timberlake, N.C.

High School: Roxboro High School

College: Virginia, '96

Degree: Bachelor of science degree in history

Playing Career at Virginia

Jersey number was retired by Virginia in January 1998 ... Two-time Kodak All-American (1995, 1996) ... Three-time All-ACC First Team selection (1994-96) ... Two-time ACC Player of the Year (1995, 1996) ... The first UVA woman and only the second UVA player to score 1,000 points and grab 1,000 rebounds (Ralph Sampson) ... Finished with 1,918 points and a UVA-record 1,221 rebounds in her collegiate career ... Led UVA to the NCAA Sweet 16 in 1994 and the Elite 8 in 1995 ... Won gold medal with the 1992 Jones Cup Team

Playing Career in WNBA

Selected by the Utah Starzz in the second round of the 1997 Elite Draft ... Traded to Detroit in 1999 ... Made the 2000 WNBA All-Star team ... In 2002, played for the Orlando Miracle, which later became the Connecticut Sun ... In 2004, while as a member of the Sun, received the WNBA Most Improved Player Award ... Signed with San Antonio in 2005 ... Signed a free agent contract with the Storm in 2006 but played only five games before suffering a partially torn Achilles tendon in her left foot.

On Kentucky:

"The passion Coach Mitchell has for basketball just overflows to all of us. I love coaching and love giving back what I have learned from playing in all levels of game. It's good to be at Kentucky because they truly care about women's basketball. It's a very special place."

GETTING TO KNOW COACH PALMER

- Started playing basketball in fifth grade
- Daughter of Melvin and Mary Palmer
- Has one brother, Leroy, and one sister, Tracy
- Was a high school state champion in the high jump three years in a row
- Spent 2000-01 and 1999-00 WNBA off-seasons as Shock community relations player for Metro Detroit and state of Michigan...Made over 200 community relations appearances
- Hobbies: horseback riding, reading and classic car enthusiast
- Favorite Classic Car: '76 Chevrolet Caprice Landau and the '79 Volkswagen Beetle convertible
- Favorite professional athlete: Wilma Rudolph (track and field)
- One person I'd like to meet: I actually have two people; Harriet Tubman and Martin Luther King
- Favorite music artists: Marvin Gaye and Tina Turner
- Favorite thing about coaching: Being able to teach life lessons within the game I love so much, basketball



MATT INSELL

ASSISTANT COACH INSELL ENTERS HIS FIRST SEASON AT KENTUCKY

Matt Insell, a former top AAU coach and Director of Basketball Operations at Louisiana Tech, is in his first season as an assistant coach at Kentucky.

Along with recruiting duties, Insell also will be responsible for the guards.

"Matt has worked several years now to prepare for this opportunity," Mitchell said. "He has developed a network of contacts across the country that makes him a very valuable asset to our recruiting efforts. He also has experience in developing and preparing players, coaching a number of players who have played at the highest level in collegiate basketball. It is clear to me that he has the desire, energy and enthusiasm to help Kentucky reach our goals of being the best in the country."

Insell spent last season as the Director of Basketball Operations at Louisiana Tech under Coach Chris Long. Prior to the Lady Techsters, he was considered one of the top AAU coaches in the country, coaching the Tennessee Flight, a Nike Elite Travel Program, for three years.

Insell made a national name for himself after coaching 41 of his former AAU players to play Division I basketball, including current Wildcat Victoria Dunlap. He also coached the Shelbyville Sports Shop 15 -Under team to the AAU National Championship title in 2004.

"I'm very happy to be at Kentucky," Insell said. "What drew me here was Coach Mitchell's passion to take this program to a national championship level year

in, year out. His passion to succeed was a big selling point for me. The basketball tradition here means everything and when you think of Kentucky, you think of basketball. This is a special place."

Insell, 26, earned valuable basketball experience while attending the University of Tennessee from 2001-2005. He worked closely with both the men's and women's basketball programs, serving as a student assistant/video

coordinator under former men's head coach Buzz Peterson and as an instructor at Pat Summitt's summer basketball camps. The Shelbyville, Tenn., native transferred to Middle Tennessee State during the 2005-06 season where his father Rick Insell is the head women's basketball coach. He went on to earn his bachelor's degree in political science from MTSU in 2007.



Coaching Career

2008-present: Assistant Coach, Kentucky

2007--08: Director of Basketball Operations, La Tech

2001-07: Head coach, AAU Tennessee Flight

Personal

Full Name: Matthew Ollen Insell

Birthdate: Sept. 22, 1982

Hometown: Shelbyville, Tenn.

High School: Shelbyville Central HS

College: Middle Tennessee, '07

Degrees: Bachelor's degree in political science

On Kentucky:

"When you think of Kentucky, you think basketball. What fans invest in this program with their passion, year-in and year-out, is priceless. One thing that sets Coach Mitchell apart from the rest is his passion to succeed at the top level and the direction he wants to take this program. I love Kentucky and wouldn't want to live anywhere else. Everyone has been great, everyone is friendly and it's a great atmosphere."

GETTING TO KNOW COACH INSELL

- Played high school basketball at Shelbyville Central
- Son of Rick and Deb Insell
- Father is the head women's basketball coach at Middle Tennessee State
- Has two brothers, Tom (30) and Kyle (27)
- Ran a AAU basketball team with brother Tom for 10 years
- Hobbies: Golf, watching TV and horse racing
- Coaching influences are Buzz Peterson, Rick Insell, and Pat Summitt
- Favorite professional sports teams: Los Angeles Lakers, Tennessee Titans and Atlanta Braves
- Favorite professional athlete: Michael Jordan
- Favorite thing about coaching: My favorite part is helping young women grow as individuals and basketball players on and off the floor



PAM STACKHOUSE

STACKHOUSE ENTERS HER SIXTH SEASON AT KENTUCKY, HER SECOND AS ASSISTANT ATHLETICS DIRECTOR FOR WOMEN'S BASKETBALL

Pam Stackhouse is in her sixth season at Kentucky, her second as Assistant Athletics Director for Women's Basketball.

"Stack is unquestionably the best person for me in that role that I could have ever imagined hiring," Mitchell said. "Not a day passes without me being grateful and thinking how fortunate I am to be working with her. She is phenomenal at what she does, and I can lean on her experience and wisdom in so many areas of the program. She is truly invaluable to me."

Her primary responsibilities include team travel, scheduling, supervising all non-coaching personnel, management of the budget, facility coordinator, overseeing the student managers, supervising the team's NIKE account and special event management.

"I love working for Matthew Mitchell," Stackhouse said. "I believe in the vision he has for this program and I'm excited to come to work everyday. I love the staff he

has put together and we are working extremely hard to put Kentucky women's basketball where it should be - and that's on top."

In four seasons as an assistant coach, Stackhouse helped Kentucky advance to three consecutive postseason tournaments, including its first NCAA bid in seven years in 2005-06. The Wildcats also charted back-to-back 20-win seasons for the first time since 1989-90 and 1990-91 when they finished 22-9 in 2005-06 and 20-14 in 2006-07.

Stackhouse helped coach UK's talented backcourt, including All-SEC selections Samantha Mahoney and Carly Ormerod. Mahoney has been named second-team All-SEC two straight seasons after being an All-SEC Freshman Team selection in 2004-05. Ormerod has also received All-SEC nods both seasons as a Wildcat.

In 12 years as an assistant coach, Stackhouse compiled a remarkable 312-113 record (73.4).

Stackhouse came to Kentucky in 2003 after seven seasons at Purdue, helping the Boilermakers win a national championship in 1999, a runner-up finish in 2001, four Big Ten regular-season championships and four Big Ten Tournament titles.

Stackhouse went to Purdue in 1996 under then-head coach Nell Fortner and quickly experienced success. The Boilermakers won the Big Ten title that season and finished 17-11 overall.

A year later, Carolyn Peck took over Purdue and with Stackhouse's help the Boilermakers collected the most coveted hardware in the game, the 1999 NCAA Championship trophy.

Stackhouse was a staff member during Purdue's 2001 NCAA runner-up finish, its four Big Ten regular-season championships (1997, 1999, 2001 and 2002), and its four Big Ten Tournament championships titles (1998, 1999, 2000 and 2003). In 2002-03, the Boilermakers were only one game away from advancing to the Final Four, falling to eventual national champion Connecticut in the regional finals.

Stackhouse began her collegiate coaching experience in 1995 at her alma mater Louisiana Tech under legendary coach Leon Barmore. She helped lead the tradition-rich Lady Techsters to a 31-2 record and an appearance in the NCAA Elite Eight. She also worked four years in the department's academic advising center.

The 47-year-old is a native of Jennings, La., and is a 1991 graduate of Louisiana Tech. She received a bachelor of science degree in health and physical education before earning her master's degree in counseling in 1993.

Stackhouse enjoys playing golf, reading, running, water sports and spending time with her friends and her Yorkshire Terrier, Zach.

Coaching Career

2007-Present: Assistant AD/Women's Basketball

2003-2007: Assistant Coach, Kentucky

1996-2003: Assistant Coach, Purdue

1995-1996: Assistant Coach, La. Tech

Personal

Full Name: Pamela Sue Stackhouse

Birthday: 8/28/61

Hometown: Jennings, La.

High School: Jennings HS

College: Louisiana Tech, '91

Degree: Bachelor of science in health and physical education; Master's degree in counseling

Coached Four All-Americans

Vickie Johnson (2x) - Louisiana Tech

Debra Williams - Louisiana Tech

Stephanie White - Purdue

Katie Douglas (2x) - Purdue

15 Players in the WNBA

Camille Cooper - Los Angeles, New York

Katie Douglas - Orlando, Connecticut

Ukari Figgs - Los Angeles, Portland, Houston

Vickie Johnson - New York

Kelly Komara - Indiana

Monica Maxwell - Indiana

Mary Jo Noon - Los Angeles

Jannon Roland - Orlando

Racquel Spurlock - Houston

Erika Valek - Phoenix

Stephanie White - Indiana

Debra Williams - Portland

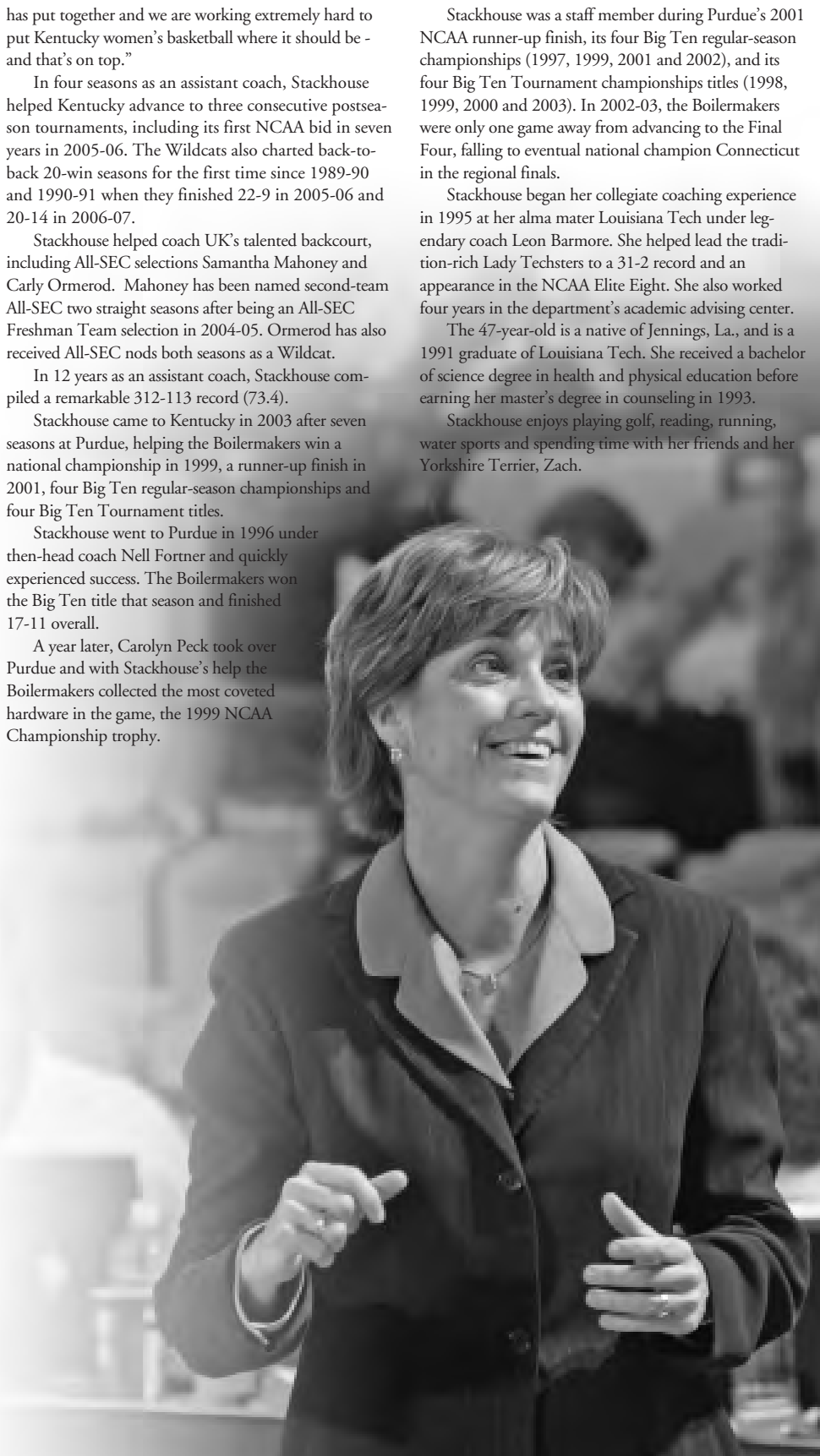
Amanda Wilson - Phoenix

Shereka Wright - Phoenix

Corissa Yasen - Sacramento

On Kentucky:

"I'm excited about the direction this program is heading. Coach Mitchell brings a wealth of basketball knowledge, enthusiasm, and a sense of urgency about getting the job done. With a coach of Matthew's caliber at the helm, the future of UK Women's Basketball is now."



BASKETBALL SUPPORT STAFF



Stephanie Aschmann

Administrative Support Associate

Stephanie Aschmann enters her third year with the UK Athletics Association as the administrative support associate for women's basketball.

Aschmann is responsible for the day-to-day schedules of the coaches, and their charitable activities and public appearances. She also develops and coordinates events for coaches, players, alumnae, boosters, and fans. Her duties also include maintaining the women's basketball recruiting database and assisting with daily administrative operations in the basketball office.

Aschmann, 27, came to UK in October 2006 after serving as the Executive Director of the Makenna Foundation, a nonprofit organization that helps raise funds to make the Kentucky Children's Hospital a benchmark of children's hospitals by providing the necessary equipment and assisting in hospital expansion.

Prior to the Makenna Foundation, Aschmann was the Executive Director of the Bluegrass Tennis Association, where she promoted tennis in central Kentucky by coordinating fundraisers, programs, and tournaments.

When not in the basketball office, the Abbeville, La., native enjoys tennis and volunteering in the community. Currently, Aschmann serves on the UK Women's Forum Board of Directors and on the Junior League of Lexington

League Board. Aschmann earned her bachelor's degree at UK in 2003 in secondary education social studies and currently is working on a master's degree in higher education.



Susan Lax

Associate Media Relations Director

Susan Lax is in her 12th season with the University of Kentucky, her eighth as Associate Director of Media Relations. In addition to coordinating all publicity efforts for the women's basketball team, she assists with public relations duties for the Wildcat football team.

Lax was promoted to associate director after serving as the department's assistant director for four years. The Murray, Ky., native joined the UK staff in 1997 after spending two years as the assistant media relations director at Murray State while attending graduate school. Several of Lax's publications have won awards from the College of Sports Information Directors Association (CoSIDA).

Lax graduated from Freed-Hardeman University in Henderson, Tenn., where she was a three-year letter winner for the Lady Lions tennis team. She graduated in 1995 with a bachelor's degree in communications with an emphasis in public relations.

She is a member of CoSIDA (College Sports Information Directors of America), FWA (Football Writers Association, and USBWA (United States Basketball Writers Association).



Tricia Matysak

Senior Athletic Trainer

Tricia Matysak is in her fifth season at Kentucky as the women's basketball athletic

trainer. Her secondary responsibilities are women's golf, rifle and volleyball. She also oversees all women's health issues and protocols for all sports.

A native of Knox, Ind., Matysak has over 11 years of experience in the athletic training field. She came to the Bluegrass State from Notre Dame, where she spent four seasons as the men's soccer and men's and women's lacrosse athletic trainer. She also assisted with the Fighting Irish football team and other Olympic sports while also performing administrative duties. Matysak supervised approximately 16 student athletic trainers at Notre Dame, directed continuing education programs and served as the Sports Medicine Correspondence Coordinator.

Prior to Notre Dame, Matysak did post-graduate work at Auburn from 1999-2001, receiving a master's of education in higher education administration with an emphasis in sport management. She also served as a graduate assistant trainer for the Tiger softball program and assisted with football, women's soccer, swimming, golf and basketball events.

Matysak graduated from Purdue in 1999 with a degree in athletic training. While pursuing her degree, she served as a student athletic trainer with primary responsibilities for softball, women's soccer, volleyball and football.

Matysak is a certified member of the National Athletic Trainers Association (NATA).



Jamie Moberly

Event Coordinator

Jamie Moberly begins his 17th year with the UK Athletics Association. He serves as the

facilities and operations coordinator for women's basketball and is responsible for all game-day setup for Memorial Coliseum. He also is the event manager for the volleyball and softball programs and manages other special events in the Coliseum as well as UK's many other athletics facilities.

Moberly, a native of Lexington, received his bachelor's degree from Kentucky in 1991 and earned a master's degree in sport management from UK in 1994.

Moberly and his wife, Esther, have a six-year-old son, Ethan.

THE STATS CREW



Back row (L-R): Donnie Hart (public address announcer), Mike Zuckerman (in-game stats), Mike "Bear" Rogers (hustle board), Ken Bourne (official scorer), Lee Ann Clark (in-game stats director), C.J. O'Banion (in-game stats). Front row (L-R): Christopher Montgomery (back-up stats), Jim Ingle (back-up shot chart), Sharon McCauley (scoreboard), Susan Montgomery (back-up stats), Don DeLuca (shot cart).



Jon Ross
Academic Counselor

Jon Ross is in his fourth year as the academic counselor for the UK Hoops team. Ross, who also serves as a football counselor, is a 2002 graduate of the University of Kentucky. He received his master's from UK in 2005.

With Ross's help, five members of UK's women's basketball team graduated last season, including two who received their degree an entire year early. Several Wildcats also received academic accolades as Chelsea Chowning was chosen as UK Hoop's first ever Academic All-American and was the program's first SEC Scholar-Athlete of the Year. Amber Smith and Carly Morrow were named to the SEC Freshmen Academic Honor Roll, UK's first selections since 2005.

Ross, a native of Maysville, Ky., advises student-athletes to ensure academic eligibility. He monitors the performance of the student-athletes and communicates academic information with the head coaches.

Prior to his work as academic counselor, Ross spent a year as the Academic Graduate Assistant working with the men's basketball, baseball, women's golf and rifle programs.

Ross is a member of the N4A-the National Association of Academic Advisors.

He and his wife, Sarah, reside in Lexington and are the parents of infant triplet boys Jackson, Brady and Carter (born June 4).



Kevin Saal
Assistant Event Manager

Kevin Saal is in his second year with the Kentucky staff after joining the Wildcats in February 2007. In his time at UK, he has successfully operated Southeastern Conference Championship events in women's tennis, men's/women's cross country and track and field. Day to day, Saal coordinates all event management and game operations efforts for men's soccer, women's basketball and baseball and assists in football, volleyball, gymnastics, track and field, men's and women's tennis and softball.

Saal came to UK after a successful two-year stint at the University of Missouri-Kansas City, as Director of Operations, overseeing Event Management, Facilities and the Athletic Ticket Office.

From 2001-2005, Saal served in Event Management at Kansas State. In this role, he coordinated the day-to-day operations of athletics facilities and events management for all athletics and non-

athletics events.

While at KSU Saal held operational responsibilities for the 2001, 2002, and 2003 NCAA Volleyball First and Second Rounds, 2003 NCAA Men's Central Regional Golf Championship, and the 2002 and 2003 NCAA Women's Basketball Championship First and Second Rounds. He also administered numerous Big 12 Championships to include serving as meet director/tournament manager for the 2002 Women's Golf, 2004 Cross Country and 2005 Outdoor Track & Field Championships. In addition, Saal assisted in planning and on-site management of all travel logistics for the Kansas State football program.

Before assuming the event management position at Kansas State, Saal served for one year as the rowing and golf administrative assistant for the Wildcats. In addition to day-to-day office operations, Saal was responsible for the preparation, administration and analysis of multiple sports budgets, assisting with NCAA compliance, recruiting, and coordinating all aspects of team travel.

Saal graduated from Kansas with a master's degree in education and sports administration in 2000. After a successful one-year stint with the Arkansas swimming and diving program, he received his undergraduate degree from Texas Christian in 1999 where he was a three-year letter winner and NCAA participant on the Horned Frog swimming and diving squad.

Saal and his wife, Jennifer, have two children, Jacob (8), Alex (6).



Stephanie Tracey-Simmons,
Head Strength & Conditioning Coach, Olympic Sports

Stephanie Tracey-Simmons is in her sixth year at Kentucky as the Head Strength and Conditioning Coach for the Olympic sports. She is in her second year working with the women's basketball program.

She also works directly with men's and women's swimming, volleyball and softball. The other sports that are covered by her staff are men's and women's soccer, diving, men's and women's tennis, track and field and men's and women's cheerleading.

Prior to Kentucky, Tracey-Simmons spent four years at UCLA where she coached three national championship teams as well as 10 Olympians. With the Bruins, she also was a guest speaker and presenter on behalf of the United States women's water polo team on the subject of strength training

water polo athletes. Before leaving UCLA, she served as the associate head strength coach responsible for training women's volleyball, women's soccer, men's and women's water polo, women's swimming, women's basketball, and softball.

A native of Huntsville, Ohio, Tracey-Simmons began her career in strength and conditioning as a graduate assistant at Ohio University where she earned a bachelor's of science degree in journalism as well as a master's degree in physical education. She was also a four-year letter winner on the OU volleyball team where she played the opposite hitter position from 1993-1996.

She is a Certified Strength and Conditioning Specialist (CSCS) and is Strength & Conditioning Coach Certified (SCCC). She and husband, Matt Simmons, reside in Lexington.

MEDICAL STAFF



Rob Hosey, M.D.
Associate Head
Team Physician



James Jagger, M.D.
Head Team Physician



Darren Johnson, M.D.
Professor/Chief of
Orthopaedic Surgery



Jim Madaleno
Director of Sports Medicine



Scott Mair, M.D.
Asst. Professor of
Orthopedic Surgery



Nathan Schwake

Assistant Director of Marketing

Nathan Schwake is in his second year as the Assistant Director of Marketing, his first directing the marketing efforts for the UK Hoops team. He also is responsible for the marketing and promotion efforts for baseball, men's soccer, as well as assisting with the planning and execution of game day marketing at all home football and men's basketball games.

Prior to his current position, Schwake spent two years as a full-time intern in UK's Marketing and Promotions department.

During his time at UK, the men's soccer team has seen a record attendance both for a single game (3,327) and season average (1,002 in 2005). Additionally, the 2008 Kentucky Baseball team saw a record for season tickets sold while setting single game, series and season attendance marks. During the record setting 2006 SEC Baseball Championship season, the team ranked 35th in average attendance in the nation, the highest such mark in the program's history.

Schwake graduated from Iowa State University in December 2003 with a degree in marketing. During his final year at ISU, he worked in the athletic marketing office primarily working with the wrestling and softball programs. Schwake also spent the summer of 2003 as a game-day intern for the Des Moines Menace development league soccer club.

The Nevada, Iowa, native is single and resides in Lexington.



Christian Stefanopoulos

Video Coordinator
Women's Basketball

Christian Stefanopoulos begins her second year with the women's basketball program as the coaching video coordinator. Her job duties include assisting the coaching staff in opponent scouting reports and coordinating all aspects of film exchange and video editing for opponents and team edits.

Prior to UK, Stefanopoulos served as a graduate assistant coach during the 2006-07 season under Coach Matthew Mitchell at Morehead State University. Through the years, she also has worked as a coach at numerous basketball camps throughout the country.

As a collegiate player, Stefanopoulos played two seasons at Austin Peay University in

Clarksville, Tenn., where she helped the Lady Governors advance to back-to-back (2002-03 and 2003-04) Ohio Valley Conference and Tournament Championships, therefore catapulting them into the NCAA Tournament both seasons.

Stefanopoulos transferred to Thomas More College in Crestview Hills, Ky., for her final two years of eligibility where she made an immediate impact on the squad. She earned team captain hon-

ors as a senior while leading the Saints to the 2005-06 Presidents' Athletic Conference (PAC) Co-Champions title with a 20-8 overall record. For her efforts, she was named second team All-PAC.

The Florence, Ky., native received her bachelor's degree in exercise science from Thomas More in May of 2006 and is currently working on a master's degree in sports administration at Morehead State.



Allison Baldesare
Graduate Assistant Marketing



Kim Irwin
Ticket Office Accountant/WBB Contact



Logan Link
Women's Basketball Office Assistant



Angelique Moss
Student Athletic Trainer



THE MANAGERS

(L to R): David Stefanopoulos, Lindsay Halligan, Donovan Rogers, Melinda Redinger, Dean DiMarco

PERSEVERANCE

“Perseverance is how **hard** you **work** to get through difficult times, obstacles or other discouragements. A **championship team perseveres** through the difficult times and does it through hard work and a **team spirit.**”

#15 • JUNIOR
BRITTANY EDELEN

ENTUCKY

2007-08 REVIEW

MITCHELL LEADS WILDCATS TO SCHOOL-RECORD FOURTH CONSECUTIVE POSTSEASON APPEARANCE IN 2007-08

Overall Record: 17-16
SEC Record: 8-6 (4th)
SEC Tournament Semifinalist
WNIT Quarterfinalist
Home: 10-8 (9-5 Memorial; 1-3 Rupp Arena)
Away: 5-5
Neutral: 2-3
Overtime: 1-1



Despite being picked to finish sixth in arguably the nation's toughest women's basketball conference, the Southeastern Conference, first-year Kentucky coach Matthew Mitchell led his team to a school-record fourth-straight postseason tournament 2007-08. The Wildcats exceeded expectations by finishing fourth in the SEC with an 8-6 overall conference mark, the most league wins by a first-year head coach in school history. The Wildcats overcame injuries to key players (five different players missed a total of 50 games) and navigated their way through one of the nation's toughest schedules (14th) to post their fourth consecutive winning season at 17-16. Along the way, the Cats earned three wins against nationally ranked opponents (Georgia twice and Auburn) and a school-record five Wildcats earned postseason honors.

UK ENDS SEASON IN WNIT QUARTERFINALS

Kentucky gave a valiant comeback effort after trailing by 15 points in the second half before falling 69-64 to eventual champion Marquette in the quarterfinals of the Women's National Invitation Tournament in UK's Memorial Coliseum.

UK, which received a first-round bye in the tournament, moved on to the final eight after defeating Middle Tennessee in overtime in the second round and James Madison in the third

round. Both games were held in Memorial Coliseum.

The Wildcats trailed Marquette 53-38 with 11:48 remaining before the Wildcats engineered a 12-0 run over the next 3:22 to pull within three. Behind 65-58 with 4:05 left, red-shirt junior Eleia Roddy converted a three-point play and senior Samantha Mahoney followed with a free throw to bring the Cats within three, 65-62, with 58 seconds to go. With Marquette attempting to hold the ball and run time off the clock, senior Chelsea Chowning forced the Golden Eagles' Krystal Ellis to turn the ball over with 35 ticks left. UK turned the ball over, however, and was forced to foul with 30.8 seconds remaining as the shot clock re-set due to a change of possession. Ellis nailed a pair of charity shots with 19 seconds left to ice the win for Marquette.

Mahoney led the Wildcats in scoring with a game-high 15 points.

SCHOOL-RECORD FIVE WILDCATS EARN SEC POSTSEASON HONORS

A school-record five Kentucky players were

named to the All-Southeastern Conference team for the 2007-08 season. Two were named to the second team, two were selected to the All-SEC freshman team and one was honored as the Scholar Athlete of the Year.

Senior guard Chelsea Chowning was named UK's first SEC Scholar Athlete of the Year after earning a 4.00 grade point average in the school's prestigious College of Pharmacy.

Second-team picks included seniors Sarah Elliott and Samantha Mahoney. Freshmen Victoria Dunlap and Amber Smith were selected to the All-SEC Freshman team.

It was the fifth straight season UK had at least one player selected to the All-SEC teams.

Elliott and Mahoney also were named honorable mention All-SEC by The Associated Press.

SEC SUCCESS

Kentucky charted eight wins during regular-season SEC play, marking the second-most league wins in school history. In his first season as head coach of the Wildcats, Matthew Mitchell became the first first-year head coach in UK Hoops history to lead a team to the semifinals of the SEC Tournament. His eight SEC wins also marked the most conference wins by a first-year head coach in UK Hoops history. Wildcats Advance to Semifinals of SEC Tournament

Kentucky rebounded from a tough loss to South Carolina in its regular-season finale to upset No. 23/21 Georgia, 57-50, in the second round and advance to the SEC



TOP FOUR SEC TEAMS 07-08

| | | |
|-----------------|------------|--------------|
| LSU | 14-0 | 31-6 |
| Tennessee | 13-1 | 36-2 |
| Vanderbilt | 11-3 | 25-9 |
| Kentucky | 8-6 | 17-16 |

By The Big Blue Numbers

| | |
|-------|------------------------------------------------------------|
| 4,765 |Average attendance in 2007-08 |
| 23 |UK's national attendance ranking |
| 14 |UK's strength of schedule according to CollegeRPI.com |
| 14 |Televised games during 2007-08 |
| 12 |Opponents ranked in AP top 25 |
| 5 |Wildcats who earned SEC postseason awards |
| 4 |UK's attendance ranking in the SEC |

Tournament semifinals vs. top-seeded LSU. Six-foot-six senior center Sarah Elliott, who had played just eight minutes and scored only two points against the Gamecocks on Senior Day, tallied a team-high 16 points and nine rebounds in the winning effort against Georgia. She also added two assists and two blocks.

The Wildcats, who were known for their defensive prowess throughout the season, held Georgia to 35.2 percent shooting in the game, including just 29.0 percent in the first half. Georgia's 50 points were its second-lowest point total of the season. The Lady Bulldogs' previous scoring low was 44 points against UK in the regular-season matchup.

UK met No. 7/6 LSU in the semifinals but couldn't overcome a poor shooting night as the Wildcats shot just 31.1 percent compared to 49.0 percent from the Lady Tigers in a 66-49 defeat. Two Wildcats Move Up Career Charts

Seniors Samantha Mahoney and Sarah Elliott became members of Kentucky's 1,000-point club during their junior seasons and climbed into the top 10 list by the end of their senior seasons.

Mahoney ended her illustrious career ranking third with 1,601 points, surpassing Pam Browning, who scored 1,598 points from 1974-78. Elliott scored 1,502 career points and finished at No. 6.

ELLIOTT TOTALS 800 CAREER REBOUNDS

Senior center Sarah Elliott pulled down 800 rebounds in her four-year career, a mark that ranks fourth on UK's all-time list. She became just the fourth Wildcat in school history to chart 800 or more rebounds in a career.

Elliott Breaks Blocks Record

Senior center Sarah Elliott became UK's all-time career blocks leader with a school-record 195 swats, smashing the 24-year-old record of 156 blocks set by All-American Valerie Still (1979-83). With five blocks vs. Marquette in the quarterfinals of the WNIT, Elliott set a new single-season record with 56. She eclipsed the previous record of 53 set by Valerie Still during the 1980-81 season. She also holds the school record for blocks in a single season by a freshman, junior and senior.

SENIORS SET CAREER GAMES RECORD

Seniors Sarah Elliott and Samantha Mahoney played in 132 career games, breaking the school record of 129 games set by Jennifer Humphrey from 2003-07. Too Close for Comfort

Twenty of 33 games (60.6 percent) were decided by 10 points or less during the 2007-08 season and UK held a 12-8 record in those games, including a 7-2 mark in SEC play. Eleven games were by five points or less and the Wildcats were 6-5 overall, 5-1 in conference games.

Thirteen of UK's 16 losses came against NCAA-bound teams, including playing Final Four participants Tennessee and LSU a combined total of five times.

UK CHARTS "FIRSTS" IN WIN AT GEORGIA

With Kentucky's impressive come-from-behind victory over No. 17/14 Georgia in Athens, Ga., on Jan. 31 the Wildcats were able to boast a series of "firsts":

- First win over Georgia since 2005
- First win in Athens, Ga., since 1994
- First win over a ranked SEC opponent on the



road since Feb. 2, 1986, when the Cats defeated No. 11 Auburn, 91-90, in double-overtime in Auburn, Ala.

• First win over any ranked opponent on the road since defeating No. 14 Western Kentucky on Dec. 8, 1997 in Bowling Green, 66-64, in overtime.

"PACK THE HOUSE" BRINGS SEASON-HIGH ATTENDANCE VS. LSU

Kentucky saw a season-high attendance of 8,335 vs. LSU in Rupp Arena on Jan. 27. It marked the fifth-largest crowd to see a women's game in the downtown venue and the seventh-largest crowd overall at UK.

The game was dubbed "Pack the House" as ticket vouchers were available for only \$1 at local Fazoli's restaurants and on UKathletics.com.

CATS "THINK PINK" VS. ALABAMA

Kentucky joined the Women's Basketball Coaches Association (WBCA) and over 1,000 schools nationally in the organization's "Think Pink" initiative vs. Alabama on Feb. 17.

Wildcat players, staff and 4,879 fans wore pink to help raise money for UK's Markey Cancer Center. More than \$1,000 was raised for the cause.

In 2007-08, the Cats ranked 23rd nationally and fourth in the SEC in average attendance, averaging 4,765 fans per game. It marked the fifth straight season UK was ranked in the nation's top 25 in average attendance.

SENIOR CLASS

Seniors Chanté Bowman, Sarah Elliott and Samantha Mahoney will forever leave a mark on the Kentucky women's basketball program. Add current red-shirt senior Eleia Roddy into the mix and you have the fearless foursome that has been the heart of Kentucky's return to the national spotlight since their arrival as freshmen in 2004-05. Since their first season, the Wildcats:

- Charted an overall 77-55 record (58.3 percent)
- Participated in four consecutive postseason tournaments (one NCAA, three WNIT) for the first time in school history
- Recorded back-to-back 20-win seasons in 2005-06 and 2006-07 for the first time since the 1989-90 and 1990-91
- Ranked in the nation's top 25 in average attendance four straight seasons
- Achieved a top four ranking in the SEC standings two of the last three seasons

"You can look at the numbers and you can tell how much the program changed with this senior class," UK head coach Matthew Mitchell said. "I remember recruiting them in high school and I have seen how much the attitude of this program has changed because of them. The number that is most telling is the fact that in the four years before they got here, Kentucky won 41 games and, together, they won 77 games in four years. They really changed the attitude of this program and that's the most special thing about them. That is hard to do in this league and, if we are able to continue our success, you can look back and point to this class as the one that got it going. Kentucky will forever be better because this class of seniors decided to come here."

BUTTS NAMED HEAD COACH AT ARIZONA

Associate head coach Niya Butts resigned in April of 2008 to accept the head coaching position at Arizona.

Butts came to Kentucky in 2003 and was an integral part of the Wildcats' turnaround and ascension back into the national spotlight. She spent four seasons as an assistant coach under Mickie DeMoss before being promoted to associate head coach by Matthew Mitchell in 2007.



With Butts at the helm of the recruiting efforts the last four seasons, Kentucky nabbed two top 10 and four straight top 25 recruiting classes.



2007-08 Honor Roll

All-SEC Team

Sarah Elliott - Second Team (Coaches);
Honorable Mention (AP)
Samantha Mahoney - Second Team (Coaches);
Honorable Mention (AP)

SEC All-Freshman Team

Victoria Dunlap and Amber Smith

SEC Player of the Week

Victoria Dunlap (Week 3, 10, and 14)
Amber Smith (Week 8)

Academic All-America

Chelsea Chowning - Third Team

SEC Scholar Athlete of the Year

Chelsea Chowning

UK AD's Honor Roll

Chelsea Chowning and
Carly Morrow (4.0 GPAs)

SEC Academic Honor Roll

Chant Bowman
Chelsea Chowning
Sarah Elliott
Carly Ormerod
Eleia Roddy

SEC Freshman Academic Honor Roll

Carly Morrow and Amber Smith

SEC Good Works Team

Samantha Mahoney

UK's Frank Ham Society of Character

Chant Bowman and Carly Ormerod

Victory Club's Stephanie Stumbo Award

Chant Bowman

Lowe's Senior CLASS Candidates

Sarah Elliott (top 10 finalist) and
Samantha Mahoney

2007-08 GAME-BY-GAME RESULTS

| Record: | Overall | Home | Away | Neutral | Attendance Summary | Games | Totals | Avg/Game |
|----------------|---------|------|------|---------|--------------------|-------|--------|----------|
| All Games | 17-16 | 10-8 | 5-5 | 2-3 | Home | 18 | 85769 | 4765 |
| Conference | 8-6 | 4-3 | 4-3 | 0-0 | Away | 10 | 42252 | 4225 |
| Non-Conference | 9-10 | 6-5 | 1-2 | 2-3 | Neutral | 5 | 24640 | 4928 |
| | | | | | TOTAL | 33 | 152661 | 4626 |

| Date | Time | Opponent | Result | Score | Attendance | High Points | High Rebounds |
|----------|------------|-----------------------------|--------|-------|------------|------------------------|-----------------------------------------------------------------------|
| 11/10/07 | 7:00 p.m. | USC-UPSTATE | W | 74-59 | 4901 | (11) Morrow, Carly | (6) Chowning, Chelsea (6) Morrow, Carly |
| 11/14/07 | 5:15 p.m. | at #14/12 George Washington | L | 65-75 | 1603 | (17) Mahoney, Samantha | (8) Elliott, Sarah |
| 11/18/07 | 2:00 p.m. | FLORIDA ATLANTIC | W | 61-53 | 4875 | (19) Mahoney, Samantha | (13) Dunlap, Victoria |
| 11/23/07 | 3:30 p.m. | 1 vs Minnesota | L | 80-92 | 1666 | (29) Mahoney, Samantha | (7) Elliott, Sarah |
| 11/24/07 | 1:10 p.m. | 1 vs #21/22 Texas | L | 60-72 | 1755 | (12) Mahoney, Samantha | (9) Elliott, Sarah |
| 11/25/07 | 11:00 a.m. | 1 vs Lipscomb | W | 76-55 | 1680 | (23) Elliott, Sarah | (12) Elliott, Sarah |
| 11/30/07 | 7:08 p.m. | ! WESTERN KENTUCKY | LOT | 74-78 | 5058 | (25) Mahoney, Samantha | (9) Dunlap, Victoria |
| 12/04/07 | 7:00 p.m. | WILLIAM & MARY | W | 75-44 | 4357 | (20) Dunlap, Victoria | (10) Franklin, Amani (10) Dunlap, Victoria |
| 12/08/07 | 6:06 p.m. | at Michigan | L | 59-63 | 2066 | (20) Mahoney, Samantha | (7) Dunlap, Victoria |
| 12/20/07 | 7:00 p.m. | ! LOUISVILLE | L | 65-80 | 7887 | (18) Franklin, Amani | (13) Elliott, Sarah |
| 12/28/07 | 7:00 p.m. | #23 OLD DOMINION | L | 62-71 | 4785 | (16) Elliott, Sarah | (9) Elliott, Sarah |
| 12/30/07 | 4:00 p.m. | at South Alabama | W | 66-56 | 670 | (17) Watkins, Lydia | (7) Chowning, Chelsea (7) Watkins, Lydia and (7) Mahoney, Samantha |
| 1/01/08 | 7:00 p.m. | XAVIER | L | 46-51 | 4448 | (9) Mahoney, Samantha | (9) Franklin, Amani |
| 1/07/08 | 7:00 p.m. | WOFFORD | W | 67-57 | 4212 | (16) Elliott, Sarah | (6) Watkins, Lydia (6) Elliott, Sarah |
| 1/10/08 | 7:00 p.m. | * FLORIDA | W | 60-58 | 4466 | (22) Mahoney, Samantha | (8) Dunlap, Victoria |
| 1/13/08 | 2:00 p.m. | * at Mississippi State | W | 64-60 | 1261 | (17) Dunlap, Victoria | (9) Dunlap, Victoria |
| 1/17/08 | 7:00 p.m. | * #2 TENNESSEE | L | 40-65 | 7278 | (12) Mahoney, Samantha | (6) Smith, Amber |
| 1/20/08 | 1:00 p.m. | * #20/18 AUBURN | W | 62-55 | 4511 | (14) Elliott, Sarah | (9) Smith, Amber |
| 1/24/08 | 7:00 p.m. | * at South Carolina | W | 66-62 | 1341 | (21) Franklin, Amani | (7) Roddy, Eleia |
| 1/27/08 | 2:34 p.m. | *! #9 LSU | L | 46-72 | 8335 | (17) Elliott, Sarah | (10) Watkins, Lydia |
| 1/31/08 | 7:00 p.m. | * at #17/14 Georgia | W | 47-44 | 4101 | (12) Smith, Amber | (8) Elliott, Sarah |
| 2/03/08 | 3:00 p.m. | * at #2 Tennessee | L | 51-79 | 19259 | (18) Mahoney, Samantha | (9) Dunlap, Victoria |
| 2/07/08 | 7:04 p.m. | *! OLE MISS | W | 59-54 | 4561 | (14) Elliott, Sarah | (12) Elliott, Sarah |
| 2/14/08 | 7:00 p.m. | * at #25 Vanderbilt | L | 49-66 | 5634 | (14) Chowning, Chelsea | (11) Franklin, Amani |
| 2/17/08 | 1:08 p.m. | * ALABAMA | W | 64-44 | 4879 | (16) Elliott, Sarah | (6) Elliott, Sarah |
| 2/21/08 | 7:00 p.m. | * at #6 LSU | L | 48-52 | 3860 | (12) Mahoney, Samantha | (12) Dunlap, Victoria |
| 2/24/08 | 2:00 p.m. | * at Arkansas | W | 59-56 | 2457 | (19) Mahoney, Samantha | (7) Chowning, Chelsea |
| 3/02/08 | 3:00 p.m. | *! SOUTH CAROLINA | L | 57-65 | 5803 | (12) Mahoney, Samantha | (10) Dunlap, Victoria |
| 3/07/08 | 6:30 p.m. | 2 vs #23/21 Georgia | W | 57-50 | 6642 | (16) Elliott, Sarah | (9) Elliott, Sarah |
| 3/08/08 | 5:30 p.m. | 2 vs #7/6 LSU | L | 49-66 | 12897 | (17) Mahoney, Samantha | (6) Dunlap, Victoria |
| 3/21/08 | 7:00 p.m. | 3 MIDDLE TENNESSEE | WOT | 68-66 | 1608 | (16) Watkins, Lydia | (16) Watkins, Lydia |
| 3/26/08 | 7:00 p.m. | 3 JAMES MADISON | W | 84-76 | 1703 | (30) Mahoney, Samantha | (12) Dunlap, Victoria |
| 3/30/08 | 2:00 p.m. | 3 MARQUETTE | L | 64-69 | 2102 | (15) Mahoney, Samantha | (10) Dunlap, Victoria |

* = Conference game

! = Games played in Rupp Arena

1 = Rainbow Wahine Classic (Honolulu, HI) - Stan Sheriff Center

2 = SEC Tournament (Nashville, TN) - Sommet Center

3 = WNIT (Lexington, KY) - Memorial Coliseum

2007-08 FINAL STATISTICS

Record: 17-16 Home: 10-8 Away: 5-5 Neutral: 2-3

Table with 28 columns (No., Player, GP, GS, Min, Avg, FG, FGA, Pct, 3FG, FGA, Pct, FT, FTA, Pct, Off, Def, Tot, Avg, PF, FO, A, TO, Blk, Stl, Pts, Avg) listing individual player statistics and team totals.

Score By Periods: 1st, 2nd, OT, OT2, Total. Deadball Rebounds: OFF, DEF, TOTAL. Kentucky vs Opponents comparison.

Conference Games Only

Record: 8-6 Home: 4-3 Away: 4-3 Neutral: 0-0

Table with 28 columns (No., Player, GP, GS, Min, Avg, FG, FGA, Pct, 3FG, FGA, Pct, FT, FTA, Pct, Off, Def, Tot, Avg, PF, FO, A, TO, Blk, Stl, Pts, Avg) listing individual player statistics for conference games and team totals.

Score By Periods: 1st, 2nd, OT, OT2, Total. Deadball Rebounds: OFF, DEF, TOTAL. Kentucky vs Opponents comparison.

Non-Conference Games Only

Record: 14-6 Home: 7-1 Away: 3-3 Neutral: 4-2

Table with 28 columns (No., Player, GP, GS, Min, Avg, FG, FGA, Pct, 3FG, FGA, Pct, FT, FTA, Pct, Off, Def, Tot, Avg, PF, FO, A, TO, Blk, Stl, Pts, Avg) listing individual player statistics for non-conference games and team totals.

Score By Periods: 1st, 2nd, OT, OT2, Total. Deadball Rebounds: OFF, DEF, TOTAL. Kentucky vs Opponents comparison.

UK HOOPS, KENTUCKY, OUTLOOK, WILDCATS, STAFF, REVIEW, RECORDS, HISTORY, HONORS, MEDIA INFO, OPPONENTS



SEC Tournament Games Only

Record: 1-1 Home: 0-0 Away: 0-0 Neutral: 1-1

| No. | Player | GP | GS | Min | Avg | FG | FGA | Pct | 3FG | FGA | Pct | FT | FTA | Pct | Off | Def | Tot | Avg | PF | FO | A | TO | Blk | Stl | Pts | Avg |
|-----|-------------------|----------|----|-----|------|-----------|------------|-------------|----------|-----------|-------------|-----------|-----------|-------------|-----------|-----------|-----------|-------------|-----------|----------|-----------|-----------|----------|----------|------------|-------------|
| 04 | Elliott, Sarah | 2 | 2 | 48 | 24.0 | 11 | 32 | .344 | 0 | 0 | .000 | 6 | 6 | 1.000 | 7 | 5 | 12 | 6.0 | 6 | 0 | 3 | 2 | 4 | 0 | 28 | 14.0 |
| 11 | Mahoney, Samantha | 2 | 2 | 70 | 35.0 | 10 | 26 | .385 | 1 | 5 | .200 | 2 | 6 | .333 | 0 | 2 | 2 | 1.0 | 2 | 0 | 4 | 6 | 0 | 3 | 23 | 11.5 |
| 02 | Chowning, Chelsea | 2 | 2 | 59 | 29.5 | 4 | 11 | .364 | 3 | 5 | .600 | 2 | 3 | .667 | 2 | 4 | 6 | 3.0 | 2 | 0 | 6 | 1 | 1 | 0 | 13 | 6.5 |
| 25 | Franklin, Amani | 2 | 0 | 48 | 24.0 | 4 | 9 | .444 | 3 | 3 | 1.000 | 0 | 1 | .000 | 1 | 4 | 5 | 2.5 | 4 | 0 | 3 | 3 | 0 | 0 | 11 | 5.5 |
| 12 | Watkins, Lydia | 2 | 0 | 29 | 14.5 | 3 | 6 | .500 | 1 | 2 | .500 | 1 | 4 | .250 | 2 | 5 | 7 | 3.5 | 4 | 0 | 2 | 3 | 1 | 0 | 8 | 4.0 |
| 34 | Dunlap, Victoria | 2 | 2 | 51 | 25.5 | 3 | 11 | .273 | 0 | 0 | .000 | 1 | 6 | .167 | 3 | 7 | 10 | 5.0 | 3 | 0 | 1 | 2 | 0 | 2 | 7 | 3.5 |
| 01 | Roddy, Eleia | 2 | 0 | 26 | 13.0 | 2 | 5 | .400 | 0 | 0 | .000 | 2 | 6 | .333 | 1 | 4 | 5 | 2.5 | 5 | 0 | 2 | 1 | 0 | 6 | 3.0 | |
| 00 | Ormerod, Carly | 1 | 0 | 14 | 14.0 | 1 | 3 | .333 | 0 | 0 | .000 | 0 | 1 | .000 | 0 | 2 | 2 | 2.0 | 1 | 0 | 2 | 0 | 0 | 0 | 2 | 2.0 |
| 32 | Bett, Catina | 1 | 0 | 5 | 5.0 | 1 | 2 | .500 | 0 | 0 | .000 | 0 | 0 | .000 | 0 | 0 | 0 | 0.0 | 2 | 0 | 0 | 1 | 0 | 0 | 2 | 2.0 |
| 20 | Bowman, Chante | 2 | 2 | 44 | 22.0 | 1 | 4 | .250 | 0 | 1 | .000 | 2 | 2 | 1.000 | 0 | 6 | 6 | 3.0 | 3 | 0 | 2 | 0 | 1 | 1 | 4 | 2.0 |
| 05 | Morrow, Carly | 2 | 0 | 6 | 3.0 | 1 | 4 | .250 | 0 | 2 | .000 | 0 | 0 | .000 | 0 | 1 | 1 | 0.5 | 0 | 0 | 1 | 1 | 0 | 0 | 2 | 1.0 |
| | Team | | | | | | | | | | | | | | 6 | 5 | 11 | 5.5 | 0 | | | | | | | |
| | Totals | 2 | | | | 41 | 113 | .363 | 8 | 18 | .444 | 16 | 35 | .457 | 22 | 45 | 67 | 33.5 | 32 | 0 | 24 | 21 | 8 | 6 | 106 | 53.0 |
| | Opponents | 2 | | | | 44 | 105 | .419 | 6 | 25 | .240 | 22 | 32 | .688 | 20 | 60 | 80 | 40.0 | 32 | - | 29 | 29 | 7 | 9 | 116 | 58.0 |

Score By Periods:

| | 1st | 2nd | Total |
|-----------|-----|-----|-------|
| Kentucky | 60 | 46 | 106 |
| Opponents | 61 | 55 | 116 |

Deadball Rebounds:

| | OFF | DEF | TOTAL |
|-----------|-----|-----|-------|
| Kentucky | 8 | 2 | 10 |
| Opponents | 4 | 1 | 5 |

WNIT Games Only

Record: 2-1 Home: 0-0 Away: 2-1 Neutral: 0-0

| No. | Player | GP | GS | Min | Avg | FG | FGA | Pct | 3FG | FGA | Pct | FT | FTA | Pct | Off | Def | Tot | Avg | PF | FO | A | TO | Blk | Stl | Pts | Avg |
|-----|-------------------|----------|----|-----|------|-----------|------------|-------------|-----------|-----------|-------------|-----------|-----------|-------------|-----------|-----------|------------|-------------|-----------|----------|-----------|-----------|-----------|-----------|------------|-------------|
| 11 | Mahoney, Samantha | 3 | 3 | 101 | 33.7 | 15 | 47 | .319 | 5 | 11 | .455 | 20 | 27 | .741 | 2 | 7 | 9 | 3.0 | 5 | 0 | 6 | 7 | 2 | 3 | 55 | 18.3 |
| 02 | Chowning, Chelsea | 3 | 3 | 114 | 38.0 | 10 | 25 | .400 | 5 | 12 | .417 | 10 | 15 | .667 | 4 | 12 | 16 | 5.3 | 6 | 0 | 5 | 9 | 1 | 6 | 35 | 11.7 |
| 34 | Dunlap, Victoria | 3 | 3 | 102 | 34.0 | 15 | 30 | .500 | 0 | 3 | .000 | 2 | 11 | .182 | 11 | 25 | 36 | 12.0 | 5 | 0 | 1 | 12 | 6 | 4 | 32 | 10.7 |
| 01 | Roddy, Eleia | 3 | 0 | 55 | 18.3 | 7 | 11 | .636 | 0 | 0 | .000 | 8 | 9 | .889 | 2 | 4 | 6 | 2.0 | 5 | 0 | 3 | 2 | 0 | 1 | 22 | 7.3 |
| 12 | Watkins, Lydia | 3 | 0 | 41 | 13.7 | 6 | 16 | .375 | 1 | 1 | 1.000 | 6 | 10 | .600 | 6 | 11 | 17 | 5.7 | 3 | 0 | 1 | 5 | 0 | 0 | 19 | 6.3 |
| 04 | Elliott, Sarah | 3 | 3 | 45 | 15.0 | 8 | 15 | .533 | 0 | 0 | .000 | 0 | 0 | .000 | 2 | 8 | 10 | 3.3 | 7 | 0 | 2 | 3 | 12 | 1 | 16 | 5.3 |
| 20 | Bowman, Chante | 3 | 3 | 94 | 31.3 | 5 | 15 | .333 | 0 | 1 | .000 | 4 | 6 | .667 | 2 | 10 | 12 | 4.0 | 8 | 0 | 4 | 7 | 3 | 4 | 14 | 4.7 |
| 25 | Franklin, Amani | 3 | 0 | 45 | 15.0 | 3 | 11 | .273 | 2 | 3 | .667 | 6 | 8 | .750 | 1 | 7 | 8 | 2.7 | 6 | 0 | 4 | 5 | 2 | 0 | 14 | 4.7 |
| 00 | Ormerod, Carly | 3 | 0 | 28 | 9.3 | 2 | 4 | .500 | 0 | 1 | .000 | 5 | 6 | .833 | 1 | 2 | 3 | 1.0 | 2 | 0 | 2 | 5 | 0 | 1 | 9 | 3.0 |
| | Team | | | | | | | | | | | | | | 8 | 7 | 15 | 5.0 | 0 | | | | | | | |
| | Totals | 3 | | | | 71 | 174 | .408 | 13 | 32 | .406 | 61 | 92 | .663 | 39 | 93 | 132 | 44.0 | 47 | 0 | 28 | 58 | 26 | 20 | 216 | 72.0 |
| | Opponents | 3 | | | | 72 | 197 | .365 | 25 | 69 | .362 | 42 | 56 | .750 | 40 | 75 | 115 | 38.3 | 72 | - | 20 | 47 | 13 | 19 | 211 | 70.3 |

Score By Periods:

| | 1st | 2nd | OT | Total |
|-----------|-----|-----|----|-------|
| Kentucky | 96 | 113 | 7 | 216 |
| Opponents | 97 | 109 | 5 | 211 |

Deadball Rebounds:

| | OFF | DEF | TOTAL |
|-----------|-----|-----|-------|
| Kentucky | 14 | 2 | 16 |
| Opponents | 4 | 6 | 10 |

GET IN THE

formerly known as the WBCA's "Think Pink"

Join UK Hoops in the fight against breast cancer on Thursday, Feb. 19 vs. Tennessee at 7 p.m. ET in Memorial Coliseum.

Visit UKathletics.com for more details

UK HOOPS
 KENTUCKY
 OUTLOOK
 WILDCATS
 STAFF
 REVIEW
 RECORDS
 HISTORY
 HONORS
 OPPONENTS
 MEDIA INFO

2007-08 KENTUCKY SUPERLATIVES

Kentucky Team Highs

| | | |
|-----------------------|--------------|----------------------------------------|
| Points | .84 | James Madison (03/26/08) |
| Field Goals Made | .33 | vs. Minnesota (11/23/07) |
| Field Goal Attempts | .71 | USC-Upstate (11/10/07) |
| Field Goal Percentage | .524 (33-63) | vs. Minnesota (11/23/07) |
| 3-PT FG Made | .10 | USC-Upstate (11/10/07) |
| 3-PT FG Attempts | .26 | USC-Upstate (11/10/07) |
| 3-PT FG Percentage | .615 (8-13) | James Madison (03/26/08) |
| FT Made | .25 | Florida Atlantic (11/18/07) |
| FT Attempts | .40 | Florida Atlantic (11/18/07) |
| FT PCT | .833 (20-24) | #20/18 Auburn (01/20/08) |
| Rebounds | .53 | Middle Tennessee (03/21/08) |
| Assists | .22 | USC-Upstate (11/10/07) |
| Steals | .11 | at South Carolina (01/24/08) |
| | .11 | at Michigan (12/08/07) |
| | .11 | FLORIDA ATLANTIC (11/18/07) |
| Blocked Shots | .11 | at Mississippi State (01/13/08) |
| Turnovers | .36 | at #2 Tennessee (02/03/08) |
| Fouls | .26 | at South Carolina Gamecocks (01/24/08) |

Opponent Team Highs

| | | |
|------------------|--------------|----------------------------------------|
| Points | .92 | vs. Minnesota (11/23/07) |
| FG Made | .34 | vs. #21/22 Texas (11/24/07) |
| FG Attempts | .76 | at #2 Tennessee (02/03/08) |
| FG PCT | .552 (32-58) | vs. Minnesota (11/23/07) |
| 3-PT FG Made | .10 | James Madison (03/26/08) |
| 3-PT FG Attempts | .27 | James Madison (03/26/08) |
| | .27 | Middle Tennessee (03/21/08) |
| 3-PT FG PCT | .778 (7-9) | vs. Minnesota (11/23/07) |
| FT Made | .27 | vs. Lipscomb (11/25/07) |
| FT Attempts | .37 | vs. Lipscomb (11/25/07) |
| FT PCT | .815 (22-27) | at South Carolina Gamecocks (01/24/08) |
| Rebounds | .51 | Louisville (12/20/07) |
| Assists | .19 | vs. Minnesota (11/23/07) |
| Steals | .19 | at #2 Tennessee (02/03/08) |
| Blocked Shots | .07 | Wofford (01/07/08) |
| Turnovers | .29 | Alabama (02/17/08) |
| Fouls | .29 | Florida Atlantic (11/18/07) |

Kentucky Individual Highs

| | | |
|--------------------------|---------------|---------------------------------------------------------|
| Points | .30 | Mahoney, Samantha vs. James Madison (03/26/08) |
| FG Made | .11 | Elliott, Sarah vs. Lipscomb (11/25/07) |
| FG Attempts | .23 | Mahoney, Samantha vs. James Madison (03/26/08) |
| FG PCT (min 5 made) | 1.000 (5-5) | Elliott, Sarah vs. #21/22 Texas (11/24/07) |
| 3-PT FG Made | .05 | Mahoney, Samantha vs. James Madison (03/26/08) |
| | .05 | Mahoney, Samantha vs. Minnesota (11/23/07) |
| 3-PT FG Attempts | .09 | Chowning, Chelsea vs. Ole Miss (02/07/08) |
| 3-PT FG PCT (min 2 made) | 1.000 (3-3) | Chowning, Chelsea vs. #23/21 UGA (03/07/08) |
| | 1.000 (2-2) | Franklin, Amani vs. #23/21 Georgia (03/07/08) |
| | 1.000 (2-2) | Watkins, Lydia at South Carolina Gamecocks (01/24/08) |
| | 1.000 (2-2) | Smith, Amber vs. #23 Old Dominion (12/28/07) |
| FT Made | .13 | Watkins, Lydia at South Alabama (12/30/07) |
| FT Attempted | .15 | Mahoney, Samantha vs. Marquette (03/30/08) |
| FT PCT (min 8 made) | 1.000 (13-13) | Watkins, Lydia at South Alabama (12/30/07) |
| Rebounds | .16 | Watkins, Lydia vs. Middle Tennessee (03/21/08) |
| Assists | .07 | Smith, Amber vs. USC-Upstate (11/10/07) |
| Steals | .05 | Dunlap, Victoria at #14/12 George Washington (11/14/07) |
| Blocked Shots | .05 | Elliott, Sarah vs. Marquette (03/30/08) |
| | .05 | Elliott, Sarah vs. James Madison (03/26/08) |
| | .05 | Elliott, Sarah vs. Louisville (12/20/07) |

Kentucky Team Lows

| | | |
|------------------|--------------|----------------------------------------|
| Points | .40 | #2 Tennessee (01/17/08) |
| FG Made | .15 | #9 LSU (01/27/08) |
| FG Attempts | .38 | at #2 Tennessee (02/03/08) |
| FG PCT | .254 (16-63) | Xavier (01/01/08) |
| 3-PT FG Made | .01 | Western Kentucky (11/30/07) |
| | .01 | #9 LSU (01/27/08) |
| | .01 | Alabama (02/17/08) |
| | .01 | at #6 LSU (02/21/08) |
| 3-PT FG Attempts | .06 | at #2 Tennessee (02/03/08) |
| 3-PT FG PCT | .125 (1-8) | Western Kentucky (11/30/07) |
| | .125 (1-8) | #9 LSU (01/27/08) |
| | .125 (1-8) | ALABAMA (02/17/08) |
| | .125 (1-8) | at #6 LSU (02/21/08) |
| | .125 (2-16) | Florida Atlantic (11/18/07) |
| FT Made | .05 | at Michigan (12/08/07) |
| | .05 | at #25 Vanderbilt (02/14/08) |
| FT Attempts | .10 | vs. Minnesota (11/23/07) |
| | .10 | at #25 Vanderbilt (02/14/08) |
| FT PCT | .400 (8-20) | vs. #7/6 LSU (03/08/08) |
| Rebounds | .29 | vs. Minnesota (11/23/07) |
| Assists | .05 | Florida Atlantic (11/18/07) |
| | .05 | Xavier (01/01/08) |
| | .05 | #2 Tennessee (01/17/08) |
| | .05 | at South Carolina (01/24/08) |
| Steals | .02 | #20/18 Auburn (01/20/08) |
| Blocked Shots | .01 | at #14/12 George Washington (11/14/07) |
| | .01 | Wofford (01/07/08) |
| Turnovers | .10 | vs. #7/6 LSU (03/08/08) |
| | .10 | James Madison (03/26/08) |
| Fouls | .12 | James Madison (03/26/08) |

Opponent Team Lows

| | | |
|------------------|--------------|------------------------------|
| Points | .44 | William & Mary (12/04/07) |
| | .44 | at #17/14 Georgia (01/31/08) |
| | .44 | Alabama (02/17/08) |
| FG Made | .13 | vs. Lipscomb (11/25/07) |
| FG Attempts | .46 | Alabama (02/17/08) |
| FG PCT | .277 (13-47) | vs. Lipscomb (11/25/07) |
| 3-PT FG Made | .00 | at #6 LSU (02/21/08) |
| 3-PT FG Attempts | .04 | at #6 LSU (02/21/08) |
| 3-PT FG PCT | .000 (0-4) | at #6 LSU (02/21/08) |
| FT Made | .01 | vs. #21/22 Texas (11/24/07) |
| FT Attempts | .05 | vs. #21/22 Texas (11/24/07) |
| FT PCT | .200 (1-5) | vs. #21/22 Texas (11/24/07) |
| Rebounds | .28 | #2 Tennessee (01/17/08) |
| | .28 | at Arkansas (02/24/08) |
| Assists | .04 | vs. Lipscomb (11/25/07) |
| | .04 | William & Mary (12/04/07) |
| | .04 | #2 Tennessee (01/17/08) |
| | .04 | Marquette (03/30/08) |
| Steals | .01 | James Madison (03/26/08) |
| Blocked Shots | .00 | USC-Upstate (11/10/07) |
| | .00 | at #25 Vanderbilt (02/14/08) |
| Turnovers | .08 | #9 LSU (01/27/08) |
| Fouls | .12 | at #25 Vanderbilt (02/14/08) |

JK HOOPS KENTUCKY OUTLOOK WILDcats STAFF REVIEW RECORDS HISTORY HONORS OPPONENTS MEDIA INFO

SEC FINAL 2007-08 STANDINGS

| | SEC | Pct. | Home | Away | All | Pct. | Home | Away | Neutral | Last 5 | Streak |
|------------------------|------|-------|------|------|-------|------|------|------|---------|--------|--------|
| LSU* | 14-0 | 1.000 | 7-0 | 7-0 | 31-6 | .838 | 14-1 | 11-3 | 6-2 | 4-1 | L1 |
| Tennessee ¹ | 13-1 | .929 | 6-1 | 7-0 | 36-2 | .947 | 14-1 | 13-1 | 9-0 | 5-0 | W14 |
| Vanderbilt | 11-3 | .786 | 6-1 | 5-2 | 25-9 | .735 | 13-3 | 8-4 | 4-2 | 3-2 | L1 |
| Kentucky | 8-6 | .571 | 4-3 | 4-3 | 17-16 | .515 | 10-8 | 5-5 | 2-3 | 3-2 | L1 |
| Georgia | 8-6 | .571 | 4-3 | 4-3 | 23-10 | .697 | 13-3 | 5-5 | 5-2 | 2-3 | L1 |
| Auburn | 7-7 | .500 | 5-2 | 2-5 | 20-12 | .625 | 9-3 | 7-7 | 4-2 | 2-3 | L2 |
| Florida | 6-8 | .429 | 3-4 | 3-4 | 19-14 | .576 | 14-5 | 4-8 | 1-1 | 3-2 | L1 |
| Ole Miss | 6-8 | .429 | 5-2 | 1-6 | 13-16 | .448 | 10-3 | 2-10 | 1-3 | 3-2 | L1 |
| Mississippi State | 4-10 | .286 | 3-4 | 1-6 | 16-15 | .516 | 11-5 | 5-7 | 0-3 | 1-4 | L4 |
| South Carolina | 4-10 | .286 | 2-4 | 1-7 | 16-16 | .500 | 12-5 | 4-9 | 0-2 | 2-3 | L1 |
| Arkansas | 2-12 | .143 | 1-6 | 1-6 | 17-13 | .567 | 10-6 | 2-6 | 5-1 | 0-5 | L9 |
| Alabama | 1-13 | .071 | 1-6 | 0-7 | 8-22 | .267 | 6-10 | 1-10 | 1-2 | 0-5 | L14 |

¹SEC & NCAA champions; *SEC Tournament Champion

SEC COACHES' AWARDS

First Team All-SEC

DeWanna Bonner, Auburn, Marsha Dotson, Florida, Tasha Humphrey, Georgia, Quianna Chaney, LSU, Sylvia Fowles, LSU*, Alexis Hornbuckle, Tennessee, Candace Parker, Tennessee*, Christina Wirth, Vanderbilt

Second Team All-SEC (Coaches)

Ashley Houts, Georgia, Sarah Elliott, Kentucky, Samantha Mahoney, Kentucky, Erica White, LSU, Shawn Goff, Ole Miss, Demetress Adams, South Carolina, Shannon Bobbitt, Tennessee, Jennifer Risper, Vanderbilt

SEC All-Freshman (Coaches)

Tierney Jenkins, Alabama, Alli Smalley, Auburn*, Angela Puleo, Georgia, Victoria Dunlap, Kentucky*, Amber Smith, Kentucky, Mary Kathryn Govero, Mississippi State, Angie Bjorklund, Tennessee*, Jence Rhoads, Vanderbilt, Hannah Tuomi, Vanderbilt

All-Defensive Team

Brittney Vaughn, Arkansas, Sylvia Fowles, LSU*, Demetress Adams, South Carolina, Alexis Hornbuckle, Tennessee, Jennifer Risper, Vanderbilt

SEC Coach of the Year (Coaches)

Van Chancellor, LSU

SEC Player of the Year (Coaches)

Sylvia Fowles, LSU

SEC Freshman of the Year (Coaches)

Angie Bjorklund, Tennessee

SEC Defensive Player of the Year (Coaches)

Sylvia Fowles, LSU

SEC 6th Woman of the Year (Coaches)

Jessica Mooney, Vanderbilt, Allison Hightower, LSU

SEC Scholar-Athlete of the Year (Coaches)

Chelsea Chowning, Kentucky

* = Unanimous Selection



2008 Tournament Results

March 6 - 9

Sommet Center • Nashville, Tenn.

Thursday, March 6 • First Round
 #8 Ole Miss 54, #9 Miss. State 49
 #7 Florida 71, #10 S. Carolina 57
 #5 Georgia 71, #12 Alabama 62
 #6 Auburn 73, #11 Arkansas 51

Friday, March 7 • Second Round
 #1 LSU 80, #8 Ole Miss 36
 #2 Tennessee 92, #7 Florida 61
 #4 Kentucky 57, #5 Georgia 50
 #3 Vanderbilt 49, #6 Auburn 44

Saturday, March 8 • Semifinals
 #1 LSU 66, #4 Kentucky 49
 #2 Tennessee 63, #3 Vanderbilt 48

Sunday, March 9 • Championship
 #2 Tennessee 61, #1 LSU 55

SEC All-Tournament Team

Sylvia Fowles, C, LSU
 Quianna Chaney, G, LSU
 Dwana Bonner, G, Auburn
 Shannon Bobbitt, G, Tennessee
 Candace Parker, F, Tennessee (MVP)

Associated Press Awards

AP First Team All-SEC
 DeWanna Bonner, Auburn
 Tasha Humphrey, Georgia

Quianna Chaney, LSU
 Sylvia Fowles, LSU*
 Candace Parker, Tennessee*

Second Team All-SEC (AP)

Marsha Dotson, Florida
 Ashley Houts, Georgia
 Erica White, LSU
 Shawn Goff, Ole Miss
 Demetress Adams, South Carolina
 Shannon Bobbitt, Tennessee
 Alexis Hornbuckle, Tennessee
 Christina Wirth, Vanderbilt

All-SEC Honorable Mention (AP)

Brittney Vaughn, Arkansas
 Sherell Hobbs, Auburn
 Sarah Elliott, Kentucky
 Samantha Mahoney, Kentucky
 Jennifer Risper, Vanderbilt

SEC Coach of the Year (AP)

Van Chancellor, LSU

SEC Player of the Year (AP)

Sylvia Fowles, LSU

SEC Newcomer of the Year (AP)

Angie Bjorklund, Tennessee

* = Unanimous Selection

2008 SEC GOOD WORKS TEAM

| | |
|----------------------------|-----------------------------------|
| Camilla Blands, Alabama | Sylvia Fowles, LSU |
| Sarah Pfeifer, Arkansas | Ole Miss, Team |
| Juanitta Wallace, Auburn | Lauren Roberts, Mississippi State |
| Depree Bowden, Florida | Brianna Dickerson, South Carolina |
| Rebecca Rowsey, Georgia | Nicky Anosike, Tennessee |
| Samantha Mahoney, Kentucky | Jennifer Risper, Vanderbilt |

SEC FINAL INDIVIDUAL STATISTICS-ALL GAMES

Scoring

| Player-Team | CL | G | FG | 3FG | FT | Pts | Avg |
|-------------------------------|-----------|-----------|------------|-----------|------------|------------|-------------|
| 1. Candace Parker-UT | JR | 38 | 300 | 8 | 201 | 809 | 21.3 |
| 2. DeWanna Bonner-AU | JR | 31 | 195 | 13 | 168 | 571 | 18.4 |
| 3. Sylvia Fowles-LS | SR | 35 | 239 | 0 | 130 | 608 | 17.4 |
| 4. Tasha Humphrey-UG | SR | 33 | 190 | 34 | 138 | 552 | 16.7 |
| 5. Quianna Chaney-LS | SR | 37 | 198 | 93 | 45 | 534 | 14.4 |
| 6. Samantha Mahoney-UK | SR | 33 | 151 | 40 | 106 | 448 | 13.6 |
| 7. Depree Bowden-UF | SR | 33 | 170 | 55 | 47 | 442 | 13.4 |
| 8. Christina Wirth-VU | JR | 34 | 165 | 71 | 45 | 446 | 13.1 |
| 9. Jordan Jones-SC | FR | 32 | 140 | 97 | 42 | 419 | 13.1 |
| 10. Marshae Dotson-UF | JR | 33 | 161 | 0 | 110 | 432 | 13.1 |
| 11. Sherell Hobbs-AU | JR | 32 | 169 | 11 | 69 | 418 | 13.1 |
| 12. Shawn Goff-UM | JR | 29 | 148 | 0 | 81 | 377 | 13.0 |
| 13. Sha Brooks-UF | JR | 33 | 128 | 48 | 103 | 407 | 12.3 |
| 14. Tierney Jenkins-UA | FR | 30 | 140 | 1 | 73 | 354 | 11.8 |
| 15. Ashley Houts-UG | SO | 33 | 111 | 34 | 131 | 387 | 11.7 |
| 16. Alexis Rack-MS | SO | 31 | 112 | 82 | 51 | 357 | 11.5 |
| 17. Ayana Brereton-AR | JR | 30 | 137 | 26 | 44 | 344 | 11.5 |
| 18. Tysheka Grimes-MS | SO | 31 | 121 | 26 | 72 | 340 | 11.0 |
| 19. Demetress Adams-SC | JR | 32 | 139 | 0 | 71 | 349 | 10.9 |
| 20. Liz Sherwood-VU | SR | 34 | 163 | 0 | 42 | 368 | 10.8 |
| 21. Alli Smalley-AU | FR | 32 | 133 | 47 | 28 | 341 | 10.7 |
| 22. Brittney Vaughn-AR | SR | 30 | 108 | 28 | 74 | 318 | 10.6 |
| 23. Brionna Dickerson-SC | FR | 28 | 111 | 20 | 49 | 291 | 10.4 |
| 24. Sarah Elliott-UK | SR | 33 | 151 | 0 | 39 | 341 | 10.3 |

Rebounding

| Player-Team | CL | G | OFF | DEF | TOT | Avg/G |
|-------------------------------|-----------|-----------|-----------|------------|------------|------------|
| 1. Sylvia Fowles-LS | SR | 35 | 87 | 274 | 361 | 10.3 |
| 2. DeWanna Bonner-AU | JR | 31 | 88 | 223 | 311 | 10.0 |
| 3. Tasha Humphrey-UG | SR | 33 | 97 | 203 | 300 | 9.1 |
| 4. Demetress Adams-SC | JR | 32 | 94 | 192 | 286 | 8.9 |
| 5. Candace Parker-UT | JR | 38 | 87 | 235 | 322 | 8.5 |
| 6. Angel Robinson-UG | SO | 33 | 110 | 168 | 278 | 8.4 |
| 7. Carla Bartee-UM | SR | 29 | 75 | 158 | 233 | 8.0 |
| 8. Marshae Dotson-UF | JR | 33 | 113 | 149 | 262 | 7.9 |
| 9. Talisha Chandler-UA | SO | 26 | 66 | 124 | 190 | 7.3 |
| 10. Nicky Anosike-UT | SR | 38 | 124 | 153 | 277 | 7.3 |
| 11. Whitney Jones-AR | JR | 30 | 82 | 129 | 211 | 7.0 |
| 12. Victoria Dunlap-UK | FR | 33 | 72 | 156 | 228 | 6.9 |
| 13. Shawn Goff-UM | JR | 29 | 81 | 115 | 196 | 6.8 |
| 14. Tierney Jenkins-UA | FR | 30 | 82 | 118 | 200 | 6.7 |
| 15. Tysheka Grimes-MS | SO | 31 | 82 | 123 | 205 | 6.6 |
| 16. Jennifer Risper-VU | JR | 34 | 65 | 150 | 215 | 6.3 |
| 17. Ilona Burgrova-SC | SR | 32 | 64 | 135 | 199 | 6.2 |
| 18. Sharielle Smith-UF | SO | 31 | 56 | 130 | 186 | 6.0 |
| 19. Sarah Elliott-UK | SR | 33 | 75 | 120 | 195 | 5.9 |

Field Goal PCT (Min. 3.0 made per game)

| Player-Team | CL | G | FG | FGA | Pct |
|----------------------|----|----|-----|-----|------|
| 1. Sylvia Fowles-LS | SR | 35 | 239 | 409 | .584 |
| 2. Candace Parker-UT | JR | 38 | 300 | 560 | .536 |
| 3. Tasha Humphrey-UG | SR | 33 | 190 | 420 | .452 |
| 4. DeWanna Bonner-AU | JR | 31 | 195 | 436 | .447 |
| 5. Quianna Chaney-LS | SR | 37 | 198 | 467 | .424 |
| 6. Depree Bowden-UF | SR | 33 | 170 | 402 | .423 |
| 7. Sherell Hobbs-AU | JR | 32 | 169 | 406 | .416 |
| 8. Shawn Goff-UM | JR | 29 | 148 | 363 | .408 |

Assists

| Player-Team | CL | G | Assists | Avg/G |
|-------------------------|----|----|---------|-------|
| 1. Shantell Black-UM | SO | 29 | 146 | 5.03 |
| 2. Ashley Houts-UG | SO | 33 | 163 | 4.94 |
| 3. Marneshia Richard-MS | JR | 30 | 138 | 4.60 |
| 4. Erica White-LS | SR | 36 | 156 | 4.33 |
| 5. Brittney Vaughn-AR | SR | 30 | 128 | 4.27 |
| 6. Alexis Hornbuckle-UT | SR | 37 | 134 | 3.62 |
| 7. Samone Kennedy-SC | FR | 31 | 106 | 3.42 |
| 8. RaShonta LeBlanc-LS | SR | 37 | 126 | 3.41 |
| 9. Jence Rhoads-VU | FR | 34 | 114 | 3.35 |
| 10. Shannon Bobbitt-UT | SR | 38 | 125 | 3.29 |

Free Throw PCT (Min. 2.0 made per game)

| Player-Team | CL | G | FTM | FTA | Pct |
|----------------------|----|----|-----|-----|------|
| 1. DeWanna Bonner-AU | JR | 31 | 168 | 207 | .812 |
| 2. Sha Brooks-UF | JR | 33 | 103 | 129 | .798 |
| 3. Ashley Houts-UG | SO | 33 | 131 | 165 | .794 |
| 4. Tasha Humphrey-UG | SR | 33 | 138 | 176 | .784 |

| | | | | | |
|-------------------------------|-----------|-----------|------------|------------|-------------|
| 5. Jennifer Risper-VU | JR | 34 | 97 | 127 | .764 |
| 6. Erica White-LS | SR | 36 | 90 | 118 | .763 |
| 7. Candace Parker-UT | JR | 38 | 201 | 288 | .698 |
| 8. Marshae Dotson-UF | JR | 33 | 110 | 162 | .679 |
| 9. Samantha Mahoney-UK | SR | 33 | 106 | 161 | .658 |

Steals

| Player-Team | CL | G | Steals | Avg/G |
|-------------------------|----|----|--------|-------|
| 1. Alexis Hornbuckle-UT | SR | 37 | 104 | 2.81 |
| 2. Jennifer Risper-VU | JR | 34 | 91 | 2.68 |
| 3. Ashley Houts-UG | SO | 33 | 87 | 2.64 |
| 4. Sherell Hobbs-AU | JR | 32 | 77 | 2.41 |
| 5. Candace Parker-UT | JR | 38 | 88 | 2.32 |

Three-Point FG PCT (Min. 1.0 made per game)

| Player-Team | CL | G | 3FG | FGA | Pct |
|-----------------------|----|----|-----|-----|------|
| 1. Christina Wirth-VU | JR | 34 | 71 | 171 | .415 |
| 2. Shannon Bobbitt-UT | SR | 38 | 78 | 195 | .400 |
| 3. Jordan Jones-SC | FR | 32 | 97 | 243 | .399 |
| 4. Quianna Chaney-LS | SR | 37 | 93 | 243 | .383 |
| 5. Alexis Rack-MS | SO | 31 | 82 | 259 | .317 |

Three-Point FG Made

| Player-Team | CL | G | 3FG | Avg/G |
|-----------------------|----|----|-----|-------|
| 1. Jordan Jones-SC | FR | 32 | 97 | 3.03 |
| 2. Alexis Rack-MS | SO | 31 | 82 | 2.65 |
| 3. Quianna Chaney-LS | SR | 37 | 93 | 2.51 |
| 4. Christina Wirth-VU | JR | 34 | 71 | 2.09 |
| 5. Shannon Bobbitt-UT | SR | 38 | 78 | 2.05 |

Blocked Shots

| Player-Team | CL | G | Blocks | Avg/G |
|----------------------------|-----------|-----------|-----------|-------------|
| 1. Candace Parker-UT | JR | 38 | 90 | 2.37 |
| 2. Shawn Goff-UM | JR | 29 | 67 | 2.31 |
| 3. Sylvia Fowles-LS | SR | 35 | 69 | 1.97 |
| 4. Aneika Henry-UF | JR | 33 | 63 | 1.91 |
| 5. Lakesha Tolliver-SC | SR | 26 | 47 | 1.81 |
| 6. Demetress Adams-SC | JR | 32 | 55 | 1.72 |
| 7. Sarah Elliott-UK | SR | 33 | 56 | 1.70 |

Assist/Turnover Ratio (Min. 3.0 assists/game)

| Player-Team | CL | G | Asst | Avg | Turn | Avg | Ratio |
|-------------------------|----|----|------|-----|------|-----|-------|
| 1. Erica White-LS | SR | 36 | 156 | 4.3 | 71 | 2.0 | 2.20 |
| 2. RaShonta LeBlanc-LS | SR | 37 | 126 | 3.4 | 63 | 1.7 | 2.00 |
| 3. Quianna Chaney-LS | SR | 37 | 121 | 3.3 | 63 | 1.7 | 1.92 |
| 4. Jence Rhoads-VU | FR | 34 | 114 | 3.4 | 69 | 2.0 | 1.65 |
| 5. Alexis Hornbuckle-UT | SR | 37 | 134 | 3.6 | 85 | 2.3 | 1.58 |
| 6. Ashley Houts-UG | SO | 33 | 163 | 4.9 | 119 | 3.6 | 1.37 |
| 7. Brittney Vaughn-AR | SR | 30 | 128 | 4.3 | 95 | 3.2 | 1.35 |
| 8. Shantell Black-UM | SO | 29 | 146 | 5.0 | 109 | 3.8 | 1.34 |
| 9. Marneshia Richard-MS | JR | 30 | 138 | 4.6 | 104 | 3.5 | 1.33 |
| 10. Samone Kennedy-SC | FR | 31 | 106 | 3.4 | 81 | 2.6 | 1.31 |

Offensive Rebounds

| Player-Team | CL | G | No. | Avg/G |
|------------------------|----|----|-----|-------|
| 1. Marshae Dotson-UF | JR | 33 | 113 | 3.42 |
| 2. Angel Robinson-UG | SO | 33 | 110 | 3.33 |
| 3. Nicky Anosike-UT | SR | 38 | 124 | 3.26 |
| 4. Jordan Greenleaf-AU | SO | 31 | 96 | 3.10 |
| 5. Tasha Humphrey-UG | SR | 33 | 97 | 2.94 |
| 6. Demetress Adams-SC | JR | 32 | 94 | 2.94 |
| 7. DeWanna Bonner-AU | JR | 31 | 88 | 2.84 |
| 8. Shawn Goff-UM | JR | 29 | 81 | 2.79 |
| 9. Sherell Hobbs-AU | JR | 32 | 88 | 2.75 |
| 10. Tierney Jenkins-UA | FR | 30 | 82 | 2.73 |
| Whitney Jones-AR | JR | 30 | 82 | 2.73 |

Defensive Rebounds

| Player-Team | CL | G | No. | Avg/G |
|------------------------------|-----------|-----------|------------|-------------|
| 1. Sylvia Fowles-LS | SR | 35 | 274 | 7.83 |
| 2. DeWanna Bonner-AU | JR | 31 | 223 | 7.19 |
| 3. Candace Parker-UT | JR | 38 | 235 | 6.18 |
| 4. Tasha Humphrey-UG | SR | 33 | 203 | 6.15 |
| 5. Demetress Adams-SC | JR | 32 | 192 | 6.00 |
| 6. Carla Bartee-UM | SR | 29 | 158 | 5.45 |
| 7. Angel Robinson-UG | SO | 33 | 168 | 5.09 |
| 8. Talisha Chandler-UA | SO | 26 | 124 | 4.77 |
| 9. Victoria Dunlap-UK | FR | 33 | 156 | 4.73 |
| 10. Marshae Dotson-UF | JR | 33 | 149 | 4.52 |

SEC FINAL TEAM STATISTICS-ALL GAMES

Scoring Offense

| Team | G | W-L | Pts | Avg/G |
|----------------------|----|-------|------|-------|
| 1. Tennessee | 38 | 36-2 | 2916 | 76.7 |
| 2. Vanderbilt | 34 | 25-9 | 2416 | 71.1 |
| 3. LSU | 37 | 31-6 | 2561 | 69.2 |
| 4. Georgia | 33 | 23-10 | 2282 | 69.2 |
| 5. Auburn | 32 | 20-12 | 2211 | 69.1 |
| 6. Florida | 33 | 19-14 | 2257 | 68.4 |
| 7. Mississippi State | 31 | 16-15 | 2051 | 66.2 |
| 8. South Carolina | 32 | 16-16 | 2100 | 65.6 |
| 9. Arkansas | 30 | 17-13 | 1968 | 65.6 |
| 10. Ole Miss | 29 | 13-16 | 1874 | 64.6 |
| 11. Kentucky | 33 | 17-16 | 2024 | 61.3 |
| 12. Alabama | 30 | 8-22 | 1646 | 54.9 |

Scoring Defense

| Team | G | Pts | Avg/G |
|----------------------|----|------|-------|
| 1. LSU | 37 | 1849 | 50.0 |
| 2. Vanderbilt | 34 | 1926 | 56.6 |
| 3. Tennessee | 38 | 2229 | 58.7 |
| 4. Georgia | 33 | 1956 | 59.3 |
| 5. Auburn | 32 | 1910 | 59.7 |
| 6. Mississippi State | 31 | 1924 | 62.1 |
| 7. Arkansas | 30 | 1876 | 62.5 |
| 8. Kentucky | 33 | 2065 | 62.6 |
| 9. South Carolina | 32 | 2016 | 63.0 |
| 10. Alabama | 30 | 1953 | 65.1 |
| 11. Ole Miss | 29 | 1952 | 67.3 |
| 12. Florida | 33 | 2287 | 69.3 |

Scoring Margin

| Team | G | OFF | DEF | Mar |
|----------------------|----|------|------|-------|
| 1. LSU | 37 | 69.2 | 50.0 | +19.2 |
| 2. Tennessee | 38 | 76.7 | 58.7 | +18.1 |
| 3. Vanderbilt | 34 | 71.1 | 56.6 | +14.4 |
| 4. Georgia | 33 | 69.2 | 59.3 | +9.9 |
| 5. Auburn | 32 | 69.1 | 59.7 | +9.4 |
| 6. Mississippi State | 31 | 66.2 | 62.1 | +4.1 |
| 7. Arkansas | 30 | 65.6 | 62.5 | +3.1 |
| 8. South Carolina | 32 | 65.6 | 63.0 | +2.6 |
| 9. Florida | 33 | 68.4 | 69.3 | -0.9 |
| 10. Kentucky | 33 | 61.3 | 62.6 | -1.2 |
| 11. Ole Miss | 29 | 64.6 | 67.3 | -2.7 |
| 12. Alabama | 30 | 54.9 | 65.1 | -10.2 |

Free Throw Percentages

| Team | G | FTM | FTA | Pct |
|----------------------|----|-----|-----|------|
| 1. Georgia | 33 | 475 | 650 | .731 |
| 2. Auburn | 32 | 449 | 633 | .709 |
| 3. Tennessee | 38 | 513 | 730 | .703 |
| 4. Arkansas | 30 | 331 | 474 | .698 |
| 5. Florida | 33 | 428 | 613 | .698 |
| 6. South Carolina | 32 | 392 | 579 | .677 |
| 7. Mississippi State | 31 | 399 | 593 | .673 |
| 8. Vanderbilt | 34 | 394 | 590 | .668 |
| 9. LSU | 37 | 423 | 646 | .655 |
| 10. Ole Miss | 29 | 362 | 554 | .653 |
| 11. Kentucky | 33 | 458 | 714 | .641 |
| 12. Alabama | 30 | 308 | 496 | .621 |

Field Goal Percentages

| Team | G | FG | FGA | Pct |
|-----------------------|----|------|------|------|
| 1. Vanderbilt | 34 | 902 | 1937 | .466 |
| 2. LSU | 37 | 982 | 2175 | .451 |
| 3. Tennessee | 38 | 1083 | 2401 | .451 |
| 4. Arkansas | 30 | 741 | 1729 | .429 |
| 5. Auburn | 32 | 821 | 1941 | .423 |
| 6. Georgia | 33 | 800 | 1915 | .418 |
| 7. South Carolina | 32 | 773 | 1857 | .416 |
| 8. Florida | 33 | 825 | 2029 | .407 |
| 9. Ole Miss | 29 | 695 | 1751 | .397 |
| 10. Alabama | 30 | 620 | 1588 | .390 |
| 11. Mississippi State | 31 | 747 | 1973 | .379 |
| 12. Kentucky | 33 | 721 | 1908 | .378 |

Field Goal PCT Defense

| Team | G | FG | FGA | Pct |
|----------------------|----|-----|------|------|
| 1. LSU | 37 | 694 | 2037 | .341 |
| 2. Vanderbilt | 34 | 670 | 1825 | .367 |
| 3. South Carolina | 32 | 724 | 1923 | .376 |
| 4. Georgia | 33 | 726 | 1916 | .379 |
| 5. Kentucky | 33 | 756 | 1970 | .384 |
| 6. Tennessee | 38 | 857 | 2226 | .385 |
| 7. Arkansas | 30 | 696 | 1783 | .390 |
| 8. Auburn | 32 | 712 | 1817 | .392 |
| 9. Mississippi State | 31 | 686 | 1743 | .394 |
| 10. Ole Miss | 29 | 712 | 1783 | .399 |
| 11. Alabama | 30 | 706 | 1741 | .406 |
| 12. Florida | 33 | 877 | 2089 | .420 |

Three-Point Field Goal Percentages

| Team | G | FG | FGA | Pct. |
|-----------------------|----|-----|-----|------|
| 1. Vanderbilt | 34 | 218 | 572 | .381 |
| 2. Tennessee | 38 | 237 | 647 | .366 |
| 3. LSU | 37 | 174 | 491 | .354 |
| 4. South Carolina | 32 | 162 | 464 | .349 |
| 5. Georgia | 33 | 207 | 626 | .331 |
| 6. Ole Miss | 29 | 122 | 372 | .328 |
| 7. Auburn | 32 | 120 | 382 | .314 |
| 8. Arkansas | 30 | 155 | 498 | .311 |
| 9. Florida | 33 | 179 | 585 | .306 |
| 10. Kentucky | 33 | 124 | 420 | .295 |
| 11. Alabama | 30 | 98 | 342 | .287 |
| 12. Mississippi State | 31 | 158 | 557 | .284 |

Three-Point Field Goal PCT Defense

| Team | G | FG | FGA | Pct |
|----------------------|----|-----|-----|------|
| 1. LSU | 37 | 133 | 502 | .265 |
| 2. Georgia | 33 | 150 | 517 | .290 |
| 3. Vanderbilt | 34 | 161 | 551 | .292 |
| 4. Mississippi State | 31 | 150 | 497 | .302 |
| 5. South Carolina | 32 | 145 | 475 | .305 |
| 6. Ole Miss | 29 | 185 | 599 | .309 |
| 7. Kentucky | 33 | 143 | 460 | .311 |
| 8. Tennessee | 38 | 169 | 537 | .315 |
| 9. Alabama | 30 | 143 | 448 | .319 |
| 10. Auburn | 32 | 153 | 473 | .323 |
| 11. Florida | 33 | 189 | 565 | .335 |
| 12. Arkansas | 30 | 170 | 499 | .341 |

Three-Point Field Goals Made

| Team | G | 3FG | Avg/G |
|----------------------|----|-----|-------|
| 1. Vanderbilt | 34 | 218 | 6.41 |
| 2. Georgia | 33 | 207 | 6.27 |
| 3. Tennessee | 38 | 237 | 6.24 |
| 4. Florida | 33 | 179 | 5.42 |
| 5. Arkansas | 30 | 155 | 5.17 |
| 6. Mississippi State | 31 | 158 | 5.10 |
| 7. South Carolina | 32 | 162 | 5.06 |
| 8. LSU | 37 | 174 | 4.70 |
| 9. Ole Miss | 29 | 122 | 4.21 |
| 10. Kentucky | 33 | 124 | 3.76 |
| 11. Auburn | 32 | 120 | 3.75 |
| 12. Alabama | 30 | 98 | 3.27 |

Rebounding Offense

| Team | G | Reb | Avg/G |
|----------------------|----|------|-------|
| 1. Tennessee | 38 | 1555 | 40.9 |
| 2. South Carolina | 32 | 1302 | 40.7 |
| 3. Auburn | 32 | 1289 | 40.3 |
| 4. Georgia | 33 | 1324 | 40.1 |
| 5. Kentucky | 33 | 1319 | 40.0 |
| 6. Mississippi State | 31 | 1228 | 39.6 |
| 7. Florida | 33 | 1300 | 39.4 |
| 8. Ole Miss | 29 | 1132 | 39.0 |
| 9. Alabama | 30 | 1141 | 38.0 |
| 10. LSU | 37 | 1396 | 37.7 |
| 11. Arkansas | 30 | 1113 | 37.1 |
| 12. Vanderbilt | 34 | 1249 | 36.7 |

Rebounding Defense

| Team | G | Reb | Avg/G |
|-----------------------|----|------|-------|
| 1. Vanderbilt | 34 | 1128 | 33.2 |
| 2. Auburn | 32 | 1103 | 34.5 |
| 3. Alabama | 30 | 1061 | 35.4 |
| 4. Tennessee | 38 | 1350 | 35.5 |
| 5. Georgia | 33 | 1179 | 35.7 |
| 6. LSU | 37 | 1335 | 36.1 |
| 7. Arkansas | 30 | 1092 | 36.4 |
| 8. South Carolina | 32 | 1178 | 36.8 |
| 9. Kentucky | 33 | 1265 | 38.3 |
| 10. Mississippi State | 31 | 1190 | 38.4 |
| 11. Florida | 33 | 1287 | 39.0 |
| 12. Ole Miss | 29 | 1164 | 40.1 |

Rebounding Margin

| Team | Reb | Avg | OPP | Avg | Mar |
|----------------|------|------|------|------|------|
| 1. Auburn | 1289 | 40.3 | 1103 | 34.5 | +5.8 |
| 2. Tennessee | 1555 | 40.9 | 1350 | 35.5 | +5.4 |
| 3. Georgia | 1324 | 40.1 | 1179 | 35.7 | +4.4 |
| 4. USC | 1302 | 40.7 | 1178 | 36.8 | +3.9 |
| 5. Vanderbilt | 1249 | 36.7 | 1128 | 33.2 | +3.6 |
| 6. Alabama | 1141 | 38.0 | 1061 | 35.4 | +2.7 |
| 7. LSU | 1396 | 37.7 | 1335 | 36.1 | +1.6 |
| 8. Kentucky | 1319 | 40.0 | 1265 | 38.3 | +1.6 |
| 9. Miss. State | 1228 | 39.6 | 1190 | 38.4 | +1.2 |
| 10. Arkansas | 1113 | 37.1 | 1092 | 36.4 | +0.7 |
| 11. Florida | 1300 | 39.4 | 1287 | 39.0 | +0.4 |
| 12. Ole Miss | 1132 | 39.0 | 1164 | 40.1 | -1.1 |

Blocked Shots

| Team | G | Blks | Avg/G |
|-----------------------|----|------|-------|
| 1. Tennessee | 38 | 223 | 5.87 |
| 2. South Carolina | 32 | 156 | 4.88 |
| 3. Auburn | 32 | 153 | 4.78 |
| 4. LSU | 37 | 174 | 4.70 |
| 5. Arkansas | 30 | 130 | 4.33 |
| 6. Kentucky | 33 | 141 | 4.27 |
| 7. Georgia | 33 | 131 | 3.97 |
| 8. Alabama | 30 | 115 | 3.83 |
| 9. Ole Miss | 29 | 98 | 3.38 |
| 10. Florida | 33 | 105 | 3.18 |
| 11. Vanderbilt | 34 | 100 | 2.94 |
| 12. Mississippi State | 31 | 89 | 2.87 |

Assists

| Team | G | Asts | Avg/G |
|----------------------|----|------|-------|
| 1. LSU | 37 | 645 | 17.43 |
| 2. Tennessee | 38 | 611 | 16.08 |
| 3. Vanderbilt | 34 | 544 | 16.00 |
| 4. Georgia | 33 | 469 | 14.21 |
| 5. South Carolina | 32 | 447 | 13.97 |
| 6. Ole Miss | 29 | 403 | 13.90 |
| 7. Arkansas | 30 | 414 | 13.80 |
| 8. Auburn | 32 | 441 | 13.78 |
| 9. Mississippi State | 31 | 417 | 13.45 |
| 10. Florida | 33 | 417 | 12.64 |
| 11. Alabama | 30 | 341 | 11.37 |
| 12. Kentucky | 33 | 350 | 10.61 |

Steals

| Team | G | Stls | Avg/G |
|----------------------|----|------|-------|
| 1. Tennessee | 38 | 445 | 11.71 |
| 2. LSU | 37 | 412 | 11.14 |
| 3. Mississippi State | 31 | 307 | 9.90 |
| 4. Vanderbilt | 34 | 335 | 9.85 |
| 5. Auburn | 32 | 313 | 9.78 |
| 6. Ole Miss | 29 | 281 | 9.69 |
| 7. Florida | 33 | 310 | 9.39 |
| 8. South Carolina | 32 | 288 | 9.00 |
| 9. Alabama | 30 | 265 | 8.83 |
| 10. Georgia | 33 | 270 | 8.18 |
| 11. Arkansas | 30 | 231 | 7.70 |
| 12. Kentucky | 33 | 205 | 6.21 |

Turnover Margin

| Team | G | TEAM Avg | OPP | Avg | Margin | |
|----------------|----|----------|------|-----|--------|-------|
| 1. LSU | 37 | 474 | 12.8 | 700 | 18.9 | +6.11 |
| 2. Tennessee | 38 | 622 | 16.4 | 784 | 20.6 | +4.26 |
| 3. Miss. State | 31 | 540 | 17.4 | 658 | 21.2 | +3.81 |
| 4. Vanderbilt | 34 | 588 | 17.3 | 688 | 20.2 | +2.94 |
| 5. Auburn | 32 | 510 | 15.9 | 583 | 18.2 | +2.28 |
| 6. Georgia | 33 | 552 | 16.7 | 575 | 17.4 | +0.70 |
| 7. Ole Miss | 29 | 521 | 18.0 | 532 | 18.3 | +0.38 |
| 8. Florida | 33 | 634 | 19.2 | 630 | 19.1 | -0.12 |
| 9. Arkansas | 30 | 483 | 16.1 | 476 | 15.9 | -0.23 |
| 10. Kentucky | 33 | 581 | 17.6 | 542 | 16.4 | -1.18 |
| 11. USC | 32 | 666 | 20.8 | 558 | 17.4 | -3.38 |
| 12. Alabama | 30 | 778 | 25.9 | 576 | 19.2 | -6.73 |

Assist/Turnover Ratio

| Team | G | Asst | Avg | Turn | Avg | Ratio |
|----------------|----|------|------|------|------|-------|
| 1. LSU | 37 | 645 | 17.4 | 474 | 12.8 | 1.36 |
| 2. Tennessee | 38 | 611 | 16.1 | 622 | 16.4 | 0.98 |
| 3. Vanderbilt | 34 | 544 | 16.0 | 588 | 17.3 | 0.93 |
| 4. Auburn | 32 | 441 | 13.8 | 510 | 15.9 | 0.86 |
| 5. Arkansas | 30 | 414 | 13.8 | 483 | 16.1 | 0.86 |
| 6. Georgia | 33 | 469 | 14.2 | 552 | 16.7 | 0.85 |
| 7. Ole Miss | 29 | 403 | 13.9 | 521 | 18.0 | 0.77 |
| 8. Miss. State | 31 | 417 | 13.5 | 540 | 17.4 | 0.77 |
| 9. USC | 32 | 447 | 14.0 | 666 | 20.8 | 0.67 |
| 10. Florida | 33 | 417 | 12.6 | 634 | 19.2 | 0.66 |
| 11. Kentucky | 33 | 350 | 10.6 | 581 | 17.6 | 0.60 |
| 12. Alabama | 30 | 341 | 11.4 | 778 | 25.9 | 0.44 |

Offensive Rebounds

| Team | G | No. | Avg/G |
|----------------------|----|-----|-------|
| 1. Mississippi State | 31 | 477 | 15.39 |
| 2. Auburn | 32 | 488 | 15.25 |
| 3. Tennessee | 38 | 572 | 15.05 |
| 4. Ole Miss | 29 | 428 | 14.76 |
| 5. Florida | 33 | 487 | 14.76 |
| 6. Alabama | 30 | 416 | 13.87 |
| 7. South Carolina | 32 | 442 | 13.81 |
| 8. Georgia | 33 | 445 | 13.48 |
| 9. Kentucky | 33 | 433 | 13.12 |
| 10. Arkansas | 30 | 377 | 12.57 |
| 11. Vanderbilt | 34 | 405 | 11.91 |
| 12. LSU | 37 | 409 | 11.05 |

UK HOOPS 2007-08 GAME REVIEWS

Game 1

Kentucky 74, USC-Upstate 59
Nov. 10, 2007 • Lexington, Ky.
Memorial Coliseum • Att: 4,901

| USCU | MP | FG | 3FG | FT | R | F | A | TO | B | S | TP |
|-----------|-----|-------|------|-------|----|----|---|----|---|---|----|
| Jackson | 23 | 4-9 | 1-2 | 3-4 | 6 | 4 | 1 | 2 | 0 | 2 | 12 |
| Wyant | 24 | 2-11 | 0-4 | 0-0 | 5 | 0 | 0 | 1 | 0 | 0 | 4 |
| Bradley | 36 | 5-10 | 3-5 | 0-0 | 2 | 0 | 4 | 7 | 0 | 0 | 13 |
| Crowder | 20 | 0-4 | 0-0 | 4-6 | 2 | 4 | 0 | 1 | 0 | 0 | 4 |
| Whiting | 20 | 4-11 | 2-8 | 1-2 | 3 | 1 | 1 | 0 | 0 | 0 | 11 |
| Powell | 18 | 0-7 | 0-0 | 0-0 | 7 | 0 | 0 | 0 | 0 | 0 | 0 |
| Hawkins | 20 | 2-8 | 1-1 | 0-0 | 3 | 2 | 0 | 1 | 0 | 0 | 5 |
| Johnson | 28 | 4-10 | 0-2 | 2-4 | 12 | 2 | 3 | 1 | 0 | 0 | 5 |
| Westfield | 2 | 0-0 | 0-0 | 0-0 | 0 | 0 | 0 | 0 | 0 | 0 | 0 |
| Tranum | 3 | 0-0 | 0-0 | 0-0 | 0 | 2 | 0 | 2 | 0 | 0 | 0 |
| Pitman | 7 | 0-2 | 0-0 | 0-0 | 0 | 1 | 0 | 0 | 0 | 0 | 0 |
| Team | | | | | 7 | | | | | | |
| Totals | 200 | 21-72 | 7-22 | 10-16 | 47 | 14 | 9 | 15 | 0 | 2 | 59 |

| Kentucky | MP | FG | 3FG | FT | R | F | A | TO | B | S | TP |
|----------|-----|-------|-------|-------|----|----|----|----|---|---|----|
| Jackson | 10 | 0-3 | 0-0 | 0-0 | 4 | 2 | 0 | 1 | 0 | 0 | 0 |
| Dunlap | 9 | 1-2 | 0-0 | 2-5 | 3 | 3 | 0 | 1 | 1 | 0 | 4 |
| Ormerod | 20 | 2-8 | 1-5 | 3-4 | 2 | 2 | 2 | 4 | 0 | 0 | 8 |
| Mahoney | 21 | 3-10 | 2-4 | 0-0 | 1 | 2 | 1 | 1 | 0 | 0 | 8 |
| Bowman | 14 | 1-5 | 0-0 | 0-0 | 5 | 2 | 0 | 1 | 2 | 0 | 2 |
| Chowning | 26 | 3-7 | 0-2 | 3-3 | 6 | 0 | 4 | 0 | 1 | 1 | 9 |
| Elliott | 18 | 5-10 | 0-0 | 0-0 | 5 | 3 | 3 | 1 | 2 | 1 | 10 |
| Morrow | 23 | 4-7 | 3-5 | 0-0 | 6 | 0 | 1 | 0 | 0 | 0 | 11 |
| Lomax | 2 | 0-0 | 0-0 | 1-2 | 2 | 0 | 1 | 0 | 0 | 0 | 1 |
| Watkins | 8 | 1-2 | 0-1 | 1-2 | 2 | 0 | 0 | 0 | 0 | 0 | 1 |
| Smith | 25 | 3-11 | 2-6 | 0-0 | 4 | 3 | 7 | 1 | 0 | 0 | 8 |
| Franklin | 15 | 2-3 | 2-3 | 0-0 | 1 | 2 | 1 | 2 | 1 | 0 | 6 |
| Bett | 9 | 2-3 | 0-0 | 0-0 | 4 | 1 | 2 | 2 | 0 | 0 | 4 |
| Team | | | | | 2 | | | | | | |
| Totals | 200 | 27-71 | 10-26 | 10-16 | 47 | 20 | 22 | 14 | 7 | 3 | 74 |

Halftime: UK 43, USC 26; FG%: UK 38.0, USC 29.2; 3FG%: UK 38.5, USC 31.8; FT%: UK 62.5, USC 62.5; Officials: Enterline, Brewton, Bradley; Techs: None.

Game 2

No. 14/12 George Washington 75, Kentucky 65
Nov. 14, 2007 • Washington, D.C.
Smith Center • Att: 1,603

| Kentucky | MP | FG | 3FG | FT | R | F | A | TO | B | S | TP |
|----------|-----|-------|------|-------|----|----|----|----|---|---|----|
| Dunlap | 30 | 2-6 | 0-0 | 2-6 | 6 | 4 | 2 | 3 | 0 | 5 | 6 |
| Elliott | 26 | 5-13 | 0-0 | 3-4 | 8 | 3 | 1 | 0 | 1 | 0 | 13 |
| Ormerod | 28 | 1-5 | 1-2 | 4-6 | 2 | 4 | 1 | 3 | 0 | 0 | 7 |
| Mahoney | 32 | 6-16 | 3-7 | 2-2 | 7 | 1 | 2 | 2 | 0 | 0 | 17 |
| Bowman | 9 | 0-3 | 0-1 | 0-0 | 1 | 2 | 0 | 0 | 0 | 0 | 0 |
| Chowning | 16 | 0-4 | 0-2 | 1-2 | 2 | 0 | 3 | 0 | 0 | 1 | 1 |
| Morrow | 23 | 3-4 | 3-4 | 0-0 | 2 | 1 | 0 | 1 | 0 | 0 | 9 |
| Smith | 13 | 1-3 | 0-1 | 5-6 | 2 | 2 | 1 | 2 | 0 | 0 | 7 |
| Franklin | 16 | 0-1 | 0-0 | 2-2 | 3 | 1 | 1 | 2 | 0 | 0 | 2 |
| Bett | 7 | 0-1 | 0-0 | 3-4 | 0 | 4 | 0 | 1 | 0 | 0 | 3 |
| Team | | | | | 3 | | | | | | |
| Totals | 200 | 18-56 | 7-17 | 22-32 | 36 | 22 | 11 | 15 | 1 | 6 | 65 |

| G.W. | MP | FG | 3FG | FT | R | F | A | TO | B | S | TP |
|-------------|-----|-------|-----|-------|----|----|----|----|---|---|----|
| Allen | 35 | 1-6 | 0-0 | 0-0 | 6 | 5 | 3 | 2 | 0 | 0 | 2 |
| Parrish | 38 | 9-13 | 2-4 | 4-6 | 16 | 2 | 0 | 1 | 2 | 2 | 24 |
| Adair, Jes. | 35 | 9-16 | 0-0 | 11-13 | 9 | 3 | 1 | 2 | 2 | 2 | 29 |
| Beck | 27 | 2-6 | 0-2 | 1-3 | 2 | 3 | 6 | 2 | 0 | 0 | 5 |
| Lawrence | 19 | 1-4 | 0-1 | 0-0 | 1 | 0 | 6 | 0 | 1 | 1 | 2 |
| Adair, Jaz. | 10 | 1-4 | 0-0 | 2-4 | 4 | 5 | 0 | 2 | 1 | 0 | 2 |
| Rivera | 13 | 1-1 | 0-0 | 1-2 | 0 | 1 | 0 | 2 | 0 | 0 | 3 |
| Steele | 23 | 3-7 | 0-1 | 2-2 | 2 | 3 | 0 | 2 | 0 | 0 | 8 |
| Team | | | | | 3 | | | | | | |
| Totals | 200 | 27-57 | 2-8 | 19-28 | 43 | 22 | 16 | 14 | 6 | 5 | 75 |

Halftime: GW 36, UK 33; FG%: UK 32.1, GW 47.4; 3FG%: UK 41.2, GW 25.0; FT%: UK 68.8, GW 67.9; Officials: Titus, N. Sisk, Zentz; Techs: None.

Game 3

Kentucky 61, Florida Atlantic 53
Nov. 17, 2007 • Lexington, Ky.
Memorial Coliseum • Att: 4,875

| FAU | MP | FG | 3FG | FT | R | F | A | TO | B | S | TP |
|---------|-----|-------|------|------|----|----|---|----|---|---|----|
| Givens | 33 | 4-13 | 1-3 | 4-4 | 15 | 3 | 1 | 2 | 3 | 0 | 13 |
| Cox | 17 | 1-6 | 0-0 | 3-4 | 6 | 5 | 0 | 4 | 0 | 1 | 5 |
| Bowe | 18 | 4-11 | 3-5 | 1-2 | 2 | 4 | 1 | 2 | 0 | 0 | 12 |
| Brayboy | 33 | 3-10 | 0-0 | 0-0 | 7 | 5 | 3 | 7 | 1 | 3 | 6 |
| Stubbs | 31 | 6-15 | 0-4 | 1-4 | 4 | 4 | 0 | 5 | 0 | 1 | 13 |
| Beauzil | 19 | 0-2 | 0-2 | 0-0 | 5 | 2 | 1 | 2 | 0 | 0 | 0 |
| Lizama | 25 | 0-3 | 0-3 | 0-0 | 2 | 1 | 1 | 1 | 0 | 1 | 0 |
| Jones | 2 | 0-0 | 0-0 | 0-0 | 0 | 0 | 0 | 0 | 0 | 0 | 0 |
| Momoh | 22 | 2-2 | 0-0 | 0-1 | 2 | 5 | 1 | 3 | 0 | 2 | 4 |
| Totals | 200 | 20-62 | 4-17 | 9-15 | 43 | 29 | 8 | 26 | 4 | 8 | 53 |

| Kentucky | MP | FG | 3FG | FT | R | F | A | TO | B | S | TP |
|----------|-----|-------|------|-------|----|----|---|----|---|----|----|
| Dunlap | 30 | 1-8 | 0-0 | 7-12 | 13 | 3 | 2 | 5 | 1 | 2 | 9 |
| Ormerod | 18 | 1-4 | 0-2 | 2-6 | 2 | 3 | 0 | 2 | 0 | 0 | 4 |
| Chowning | 15 | 2-7 | 0-2 | 4-4 | 5 | 2 | 0 | 1 | 1 | 1 | 8 |
| Mahoney | 34 | 6-13 | 1-3 | 6-8 | 3 | 3 | 1 | 3 | 0 | 4 | 19 |
| Bowman | 8 | 1-2 | 0-0 | 0-0 | 3 | 2 | 1 | 0 | 0 | 0 | 2 |
| Elliott | 22 | 2-5 | 0-0 | 4-6 | 6 | 2 | 1 | 2 | 2 | 2 | 8 |
| Morrow | 25 | 1-8 | 1-5 | 0-0 | 1 | 0 | 0 | 1 | 0 | 0 | 3 |
| Watkins | 8 | 0-4 | 0-1 | 0-0 | 3 | 1 | 0 | 2 | 0 | 2 | 0 |
| Smith | 23 | 2-5 | 0-2 | 1-1 | 2 | 2 | 0 | 3 | 0 | 0 | 5 |
| Franklin | 14 | 1-3 | 0-1 | 1-3 | 5 | 1 | 0 | 2 | 0 | 0 | 3 |
| Bett | 3 | 0-0 | 0-0 | 0-0 | 1 | 0 | 0 | 1 | 0 | 0 | 0 |
| Team | | | | | 5 | | | | | | |
| Totals | 200 | 17-59 | 2-16 | 25-40 | 49 | 19 | 5 | 22 | 4 | 11 | 61 |

Halftime: UK 35, FAU 23; FG%: UK 28.8, FAU 32.3; 3FG%: UK 12.5, FAU 23.5; FT%: UK 62.5, FAU 60.0; Officials: Napier, Guilbeyan, Pardu; Techs: None.

Game 4

Minnesota 92, Kentucky 80
Nov. 23, 2007 • Honolulu, Hawaii
Stan Sheriff Center • Att: 1,666

| Kentucky | MP | FG | 3FG | FT | R | F | A | TO | B | S | TP |
|----------|-----|-------|------|------|----|----|----|----|---|---|----|
| Ormerod | 28 | 3-6 | 0-0 | 0-0 | 2 | 1 | 5 | 3 | 0 | 1 | 6 |
| Elliott | 28 | 8-12 | 0-0 | 0-0 | 7 | 4 | 0 | 3 | 2 | 1 | 16 |
| Mahoney | 35 | 9-18 | 5-8 | 6-8 | 2 | 3 | 4 | 1 | 0 | 0 | 29 |
| Franklin | 13 | 1-2 | 0-1 | 0-0 | 2 | 3 | 2 | 0 | 0 | 0 | 2 |
| Dunlap | 22 | 4-5 | 0-0 | 1-2 | 5 | 4 | 2 | 3 | 0 | 1 | 9 |
| Chowning | 14 | 0-3 | 0-1 | 0-0 | 3 | 0 | 1 | 1 | 0 | 0 | 0 |
| Morrow | 23 | 5-9 | 2-5 | 0-0 | 1 | 2 | 3 | 2 | 1 | 0 | 12 |
| Watkins | 5 | 2-2 | 0-0 | 0-0 | 1 | 0 | 0 | 1 | 0 | 0 | 4 |
| Edelen | 2 | 0-1 | 0-1 | 0-0 | 0 | 1 | 0 | 0 | 0 | 0 | 0 |
| Bowman | 5 | 0-0 | 0-0 | 0-0 | 1 | 2 | 0 | 0 | 0 | 0 | 0 |
| Smith | 17 | 1-3 | 0-1 | 0-0 | 0 | 1 | 0 | 0 | 0 | 1 | 2 |
| Bett | 8 | 0-2 | 0-0 | 0-0 | 2 | 1 | 0 | 1 | 0 | 0 | 0 |
| Team | | | | | 3 | | | | | | |
| Totals | 200 | 33-63 | 7-18 | 7-10 | 29 | 22 | 17 | 17 | 3 | 4 | 80 |

| Minnesota | MP | FG | 3FG | FT | R | F | A | TO | B | S | TP |
|-------------|-----|-------|-----|-------|----|----|----|----|---|---|----|
| Fox | 40 | 6-14 | 2-4 | 4-4 | 4 | 2 | 4 | 3 | 0 | 0 | 18 |
| Campbell | 27 | 3-3 | 0-0 | 6-10 | 4 | 3 | 2 | 0 | 0 | 2 | 12 |
| McCoy | 27 | 2-7 | 0-0 | 1-5 | 2 | 0 | 8 | 1 | 0 | 2 | 5 |
| Ellis-Milan | 33 | 7-10 | 0-0 | 2-4 | 12 | 3 | 0 | 2 | 0 | 2 | 16 |
| Knight | 36 | 5-11 | 0-0 | 5-6 | 5 | 1 | 1 | 6 | 0 | 2 | 15 |
| Sylva | 14 | 0-2 | 0-0 | 0-0 | 1 | 1 | 0 | 0 | 0 | 0 | 0 |
| Harper | 11 | 3-5 | 0-0 | 3-3 | 4 | 3 | 4 | 1 | 2 | 0 | 9 |
| Ohm | 12 | 6-6 | 5-5 | 0-0 | 0 | 0 | 0 | 0 | 0 | 0 | 17 |
| Team | | | | | 3 | | | | | | |
| Totals | 200 | 32-58 | 7-9 | 21-32 | 34 | 13 | 19 | 15 | 2 | 8 | 92 |

Halftime: UK 40, Minn. 37; FG%: UK 54.2, Minn. 55.2; 3FG%: UK 38.9, Minn. 77.8; FT%: UK 70.0, Minn. 65.6; Officials: Fujimoto, Barr, Ishikawa Techs: None.

Game 5

No. 22 Texas 72, Kentucky 60
Nov. 24, 2007 • Honolulu, Hawaii
Stan Sheriff Center • Att:

| Texas | MP | FG | 3FG | FT | R | F | A | TO | B | S | TP |
|------------|-----|-------|------|-----|----|----|----|----|---|----|----|
| Williams | 26 | 5-8 | 2-2 | 0-1 | 1 | 1 | 1 | 3 | 0 | 2 | 12 |
| Cortijo | 35 | 3-8 | 0-1 | 0-0 | 5 | 1 | 4 | 2 | 0 | 5 | 6 |
| Nash | 29 | 3-11 | 0-3 | 1-1 | 7 | 3 | 1 | 3 | 0 | 0 | 7 |
| Raven | 27 | 8-17 | 1-5 | 0-2 | 4 | 3 | 2 | 4 | 0 | 1 | 17 |
| Lindsey | 28 | 8-16 | 0-0 | 0-0 | 4 | 3 | 1 | 2 | 4 | 1 | 16 |
| Bailey | 30 | 3-8 | 0-1 | 0-1 | 11 | 4 | 5 | 1 | 0 | 1 | 6 |
| Cook | 12 | 1-4 | 0-0 | 0-0 | 4 | 1 | 1 | 1 | 0 | 1 | 2 |
| Rentschler | 13 | 3-4 | 0-0 | 0-0 | 4 | 0 | 3 | 1 | 1 | 1 | 6 |
| Team | | | | | 5 | | | | | | |
| Totals | 200 | 34-76 | 3-12 | 1-5 | 45 | 16 | 18 | 17 | 5 | 11 | 72 |

| Kentucky | MP | FG | 3FG | FT | R | F | A | TO | B | S | TP |
|----------|----|------|-----|-----|---|---|---|----|---|---|----|
| Ormerod | 25 | 2-3 | 1-1 | 2-4 | 4 | 2 | 1 | 4 | 0 | 0 | 7 |
| Elliott | 35 | 5-5 | 0-0 | 1-3 | 9 | 2 | 0 | 2 | 2 | 0 | 11 |
| Mahoney | 32 | 4-15 | 0-5 | 4-4 | 2 | 1 | 0 | 1 | 0 | 2 | 12 |
| Franklin | 20 | 2-9 | 0-4 | 1-2 | 2 | 1 | 2 | 4 | 0 | 1 | 5 |
| Dunlap | 23 | 5-8 | 0-0 | 0-0 | 3 | 3 | 0 | 3 | 0 | 4 | 10 |
| Chowning | 3 | 0-1 | 0-0 | 2-2 | 0 | 0 | 0 | 0 | 0 | 0 | 0 |
| Morrow | 18 | 2-7 | 2-6 | 0-0 | 2 | 0 | 0 | 1 | 0 | 0 | 6 |
| Edelen | 13 | 0-5 | 0-0 | 0-0 | 4 | 1 | 0 | 2 | 0 | 0 | 0 |
| Bowman | 3 | 0-0 | 0-0 | 0-0 | 0 | 1 | 0 | 0 | 0 | 0 | 0 |
| | | | | | | | | | | | |

Game 7

Western Kentucky 78, Kentucky 74 (OT)
 Nov. 30, 2007 • Lexington, Ky.
 Rupp Arena • Att: 5,058

| WKU | MP | FG | 3FG | FT | R | F | A | TO | B | S | TP |
|---------------|------------|--------------|-------------|--------------|-----------|-----------|-----------|-----------|----------|----------|-----------|
| Duck | 36 | 2-6 | 0-0 | 2-2 | 3 | 4 | 0 | 1 | 1 | 0 | 6 |
| Kelly | 41 | 10-21 | 0-1 | 7-8 | 12 | 4 | 2 | 6 | 3 | 1 | 27 |
| Rich | 37 | 4-9 | 2-7 | 0-0 | 1 | 2 | 2 | 4 | 0 | 0 | 10 |
| Brown | 22 | 4-10 | 0-1 | 1-2 | 2 | 3 | 2 | 1 | 0 | 0 | 9 |
| Marshall | 37 | 4-5 | 3-4 | 2-2 | 5 | 3 | 2 | 0 | 0 | 3 | 13 |
| McNear | 26 | 4-6 | 0-0 | 1-3 | 5 | 3 | 4 | 2 | 0 | 1 | 9 |
| Thomas | 14 | 1-3 | 0-0 | 0-0 | 0 | 0 | 0 | 2 | 0 | 0 | 2 |
| Ballinger | 12 | 1-3 | 0-0 | 0-1 | 2 | 1 | 0 | 1 | 0 | 0 | 2 |
| Team | | | | | 7 | | | | | | |
| Totals | 200 | 30-63 | 5-13 | 13-18 | 37 | 20 | 12 | 17 | 4 | 5 | 78 |

| Kentucky | MP | FG | 3FG | FT | R | F | A | TO | B | S | TP |
|---------------|------------|--------------|------------|--------------|-----------|-----------|-----------|-----------|----------|----------|-----------|
| Dunlap | 38 | 2-5 | 0-0 | 4-8 | 9 | 4 | 0 | 3 | 0 | 1 | 8 |
| Elliott | 39 | 6-11 | 0-0 | 0-0 | 8 | 3 | 2 | 3 | 4 | 2 | 12 |
| Ormerod | 40 | 3-10 | 0-0 | 3-5 | 5 | 1 | 2 | 2 | 0 | 0 | 9 |
| Mahoney | 41 | 10-20 | 0-1 | 5-7 | 4 | 0 | 5 | 2 | 0 | 0 | 25 |
| Franklin | 31 | 4-7 | 0-1 | 4-4 | 4 | 5 | 0 | 2 | 0 | 0 | 12 |
| Chowning | 11 | 2-4 | 1-1 | 0-0 | 2 | 1 | 0 | 0 | 1 | 0 | 5 |
| Morrow | 15 | 1-5 | 0-4 | 0-0 | 1 | 0 | 0 | 0 | 0 | 0 | 2 |
| Edelen | 1 | 0-1 | 0-1 | 0-0 | 0 | 0 | 0 | 0 | 0 | 0 | 0 |
| Bowman | 3 | 0-0 | 0-0 | 1-2 | 0 | 0 | 0 | 0 | 0 | 0 | 1 |
| Smith | 6 | 0-1 | 0-0 | 0-0 | 0 | 1 | 1 | 1 | 0 | 1 | 0 |
| Team | | | | | 4 | | | | | | |
| Totals | 200 | 28-64 | 1-8 | 17-26 | 37 | 15 | 10 | 13 | 5 | 4 | 74 |

Halftime: WKU 38, UK 30; FG%: UK 43.8, WKU 47.6; 3FG%: UK 12.5, WKU 38.5; FT%: UK 65.4, WKU 72.2; Officials: Corteau, Cunningham, Morris; Techs: None.

Game 8

Kentucky 75, William & Mary 44
 Dec. 4, 2007 • Lexington, Ky.
 Memorial Coliseum • Att: 4,357

| W&M | MP | FG | 3FG | FT | R | F | A | TO | B | S | TP |
|---------------|------------|--------------|-------------|-------------|-----------|-----------|----------|-----------|----------|----------|-----------|
| Kell | 15 | 0-1 | 0-1 | 0-0 | 2 | 2 | 0 | 1 | 0 | 0 | 0 |
| Benson | 30 | 5-8 | 0-0 | 4-8 | 9 | 3 | 0 | 1 | 3 | 1 | 14 |
| Kaylor | 30 | 6-13 | 1-3 | 2-4 | 5 | 2 | 1 | 2 | 0 | 2 | 15 |
| Oblinger | 39 | 1-8 | 1-5 | 0-0 | 2 | 2 | 2 | 6 | 0 | 0 | 3 |
| James | 35 | 2-13 | 0-1 | 2-4 | 6 | 2 | 0 | 1 | 0 | 3 | 6 |
| Portell | 13 | 1-4 | 1-3 | 0-0 | 1 | 1 | 1 | 4 | 0 | 0 | 3 |
| Heath | 7 | 0-2 | 0-0 | 0-1 | 0 | 0 | 0 | 0 | 1 | 1 | 0 |
| Thomas-Drolet | 3 | 1-1 | 0-0 | 0-0 | 0 | 0 | 0 | 0 | 0 | 0 | 02 |
| Barton | 11 | 0-2 | 0-1 | 1-2 | 2 | 1 | 0 | 0 | 0 | 0 | 1 |
| Moller | 6 | 0-0 | 0-0 | 0-0 | 1 | 0 | 0 | 0 | 0 | 1 | 0 |
| Aadland | 11 | 0-2 | 0-0 | 0-0 | 0 | 3 | 0 | 2 | 0 | 1 | 0 |
| Team | | | | | 4 | | | | | | |
| Totals | 200 | 16-54 | 3-14 | 9-20 | 32 | 17 | 4 | 18 | 4 | 9 | 44 |

| Kentucky | MP | FG | 3FG | FT | R | F | A | TO | B | S | TP |
|---------------|------------|--------------|-------------|--------------|-----------|-----------|-----------|-----------|----------|----------|-----------|
| Dunlap | 32 | 8-11 | 0-0 | 4-4 | 10 | 2 | 1 | 3 | 0 | 3 | 20 |
| Chowning | 26 | 3-4 | 0-0 | 0-0 | 4 | 2 | 1 | 2 | 0 | 0 | 6 |
| Mahoney | 30 | 6-11 | 2-4 | 2-2 | 4 | 0 | 4 | 0 | 0 | 1 | 16 |
| Smith | 27 | 2-9 | 0-2 | 2-4 | 0 | 0 | 3 | 4 | 0 | 2 | 6 |
| Franklin | 30 | 7-10 | 1-3 | 1-2 | 10 | 2 | 4 | 3 | 1 | 0 | 16 |
| Elliott | 14 | 4-6 | 0-0 | 0-0 | 3 | 4 | 0 | 1 | 0 | 1 | 8 |
| Morrow | 19 | 0-3 | 0-2 | 0-0 | 1 | 0 | 2 | 2 | 0 | 0 | 0 |
| Lomax | 2 | 0-0 | 0-0 | 1-2 | 0 | 1 | 0 | 1 | 0 | 0 | 1 |
| Edelen | 4 | 0-2 | 0-1 | 0-0 | 3 | 0 | 0 | 0 | 1 | 0 | 0 |
| Bowman | 12 | 0-2 | 0-0 | 0-0 | 1 | 2 | 0 | 0 | 0 | 0 | 0 |
| Jackson | 4 | 1-2 | 0-0 | 0-0 | 0 | 2 | 0 | 0 | 0 | 0 | 2 |
| Team | | | | | 5 | | | | | | |
| Totals | 200 | 31-60 | 3-12 | 10-14 | 41 | 15 | 15 | 16 | 2 | 7 | 75 |

Halftime: UK 33, W&M 23; FG%: UK 51.7, W&M 29.6; 3FG%: UK 25.0, W&M 21.4; FT%: UK 71.4 W&M 45.0; Officials: Napier, Grinter, Novak; Techs: None.

Game 9

Michigan 63, Kentucky 59
 Dec. 8, 2007 • Ann Arbor, Mich.
 Crisler Arena • Att: 2,066

| Kentucky | MP | FG | 3FG | FT | R | F | A | TO | B | S | TP |
|---------------|------------|--------------|-------------|-------------|-----------|-----------|----------|-----------|----------|-----------|-----------|
| Dunlap | 30 | 4-8 | 0-0 | 0-2 | 7 | 3 | 1 | 1 | 1 | 1 | 8 |
| Chowning | 25 | 2-2 | 0-0 | 3-4 | 3 | 0 | 1 | 2 | 0 | 0 | 7 |
| Mahoney | 26 | 8-15 | 2-4 | 2-4 | 2 | 4 | 0 | 2 | 0 | 4 | 20 |
| Franklin | 24 | 2-9 | 1-2 | 0-0 | 2 | 3 | 1 | 2 | 0 | 0 | 5 |
| Elliott | 23 | 4-8 | 0-0 | 0-0 | 3 | 0 | 2 | 4 | 2 | 0 | 8 |
| Morrow | 14 | 2-7 | 2-6 | 0-0 | 0 | 0 | 1 | 3 | 0 | 1 | 6 |
| Bowman | 21 | 0-2 | 0-0 | 0-2 | 4 | 1 | 0 | 1 | 0 | 4 | 0 |
| Smith | 35 | 2-7 | 1-4 | 0-0 | 4 | 3 | 1 | 2 | 0 | 1 | 5 |
| Bett | 2 | 0-0 | 0-0 | 0-0 | 1 | 1 | 0 | 0 | 0 | 0 | 0 |
| Team | | | | | 6 | | | | | | |
| Totals | 200 | 24-58 | 6-16 | 5-12 | 32 | 15 | 7 | 17 | 3 | 11 | 59 |

| Michigan | MP | FG | 3FG | FT | R | F | A | TO | B | S | TP |
|---------------|------------|--------------|-------------|--------------|-----------|-----------|-----------|-----------|----------|-----------|-----------|
| Benson | 11 | 0-2 | 0-1 | 0-0 | 2 | 1 | 0 | 3 | 0 | 0 | 0 |
| Phillips | 27 | 4-9 | 0-0 | 1-2 | 1 | 4 | 1 | 3 | 4 | 2 | 9 |
| Clement | 36 | 4-6 | 2-3 | 2-2 | 9 | 0 | 3 | 1 | 0 | 1 | 12 |
| Minnfield | 38 | 3-6 | 1-2 | 0-0 | 3 | 1 | 3 | 3 | 0 | 2 | 7 |
| Cooper | 36 | 4-9 | 1-5 | -12 | 1 | 2 | 2 | 2 | 0 | 2 | 10 |
| Bass | 2 | 0-0 | 0-0 | 0-0 | 0 | 0 | 1 | 0 | 0 | 0 | 0 |
| Skrba | 25 | 3-6 | 0-0 | 4-4 | 10 | 4 | 2 | 7 | 2 | 3 | 10 |
| McPherson | 3 | 0-1 | 0-0 | 0-0 | 1 | 0 | 0 | 0 | 0 | 0 | 0 |
| Walker | 13 | 5-7 | 0-1 | 3-4 | 1 | 1 | 0 | 2 | 0 | 0 | 13 |
| Queen | 9 | 1-2 | 0-0 | 0-0 | 2 | 2 | 0 | 1 | 0 | 0 | 2 |
| Team | | | | | 3 | | | | | | |
| Totals | 200 | 24-48 | 4-12 | 11-14 | 33 | 14 | 12 | 22 | 6 | 10 | 63 |

Halftime: UM 28, UK 27; FG%: UK 41.4, UM 50.0; 3FG%: UK 37.5, UM 33.3; FT%: UK 41.7, UM 78.6; Officials: Courteau, Morris, Dressander; Techs: None.

Game 10

Louisville 80, Kentucky 65
 Dec. 20, 2007 • Lexington, Ky.
 Rupp Arena • Att: 7,887

| Louisville | MP | FG | 3FG | FT | R | F | A | TO | B | S | TP |
|---------------|------------|--------------|-------------|--------------|-----------|-----------|-----------|-----------|----------|----------|-----------|
| Bingham | 38 | 7-16 | 0-0 | 2-2 | 12 | 2 | 2 | 2 | 1 | 0 | 16 |
| McCoughtry | 26 | 7-15 | 2-5 | 7-9 | 10 | 3 | 2 | 1 | 1 | 2 | 23 |
| Wright | 21 | 4-8 | 0-1 | 1-2 | 5 | 5 | 1 | 2 | 1 | 1 | 9 |
| Barlow | 36 | 2-10 | 1-3 | 5-8 | 5 | 2 | 8 | 6 | 0 | 4 | 10 |
| Radde | 37 | 4-6 | 3-5 | 2-2 | 4 | 4 | 0 | 2 | 0 | 0 | 13 |
| Evans | 9 | 1-1 | 0-0 | 0-0 | 1 | 4 | 0 | 0 | 0 | 0 | 2 |
| Terry | 4 | 0-0 | 0-0 | 0-0 | 1 | 0 | 0 | 0 | 0 | 0 | 0 |
| Hines | 17 | 1-8 | 0-0 | 0-2 | 3 | 4 | 0 | 2 | 0 | 0 | 2 |
| Byrd | 12 | 2-2 | 1-1 | 0-0 | 3 | 0 | 0 | 3 | 0 | 0 | 5 |
| Team | | | | | 7 | | | | | | |
| Totals | 200 | 28-66 | 7-15 | 17-25 | 51 | 24 | 13 | 18 | 3 | 7 | 80 |

| Kentucky | MP | FG | 3FG | FT | R | F | A | TO | B | S | TP |
|---------------|------------|--------------|-------------|--------------|-----------|-----------|----------|-----------|----------|----------|-----------|
| Dunlap | 33 | 3-7 | 0-0 | 0-3 | 4 | 2 | 0 | 1 | 1 | 3 | 6 |
| Elliott | 26 | 4-6 | 0-0 | 4-6 | 13 | 2 | 1 | 2 | 5 | 1 | 12 |
| Chowning | 27 | 1-8 | 0-3 | 2-2 | 5 | 2 | 1 | 3 | 0 | 2 | 4 |
| Mahoney | 38 | 3-15 | 1-4 | 4-9 | 1 | 4 | 6 | 4 | 0 | 0 | 11 |
| Franklin | 28 | 6-14 | 3-5 | 3-3 | 2 | 2 | 0 | 1 | 0 | 1 | 18 |
| Ormerod | 17 | 2-6 | 0-1 | 0-0 | 1 | 3 | 1 | 3 | 0 | 0 | 4 |
| Morrow | 5 | 0-3 | 0-3 | 0-0 | 0 | 0 | 0 | 0 | 0 | 0 | 0 |
| Watkins | 21 | 2-4 | 0-0 | 4-4 | 4 | 3 | 0 | 1 | 0 | 0 | 8 |
| Bowman | 5 | 1-2 | 0-0 | 0-0 | 0 | 1 | 0 | 0 | 0 | 1 | 2 |
| Team | | | | | 7 | | | | | | |
| Totals | 200 | 22-65 | 4-16 | 17-27 | 37 | 19 | 9 | 15 | 6 | 8 | 65 |

Halftime: UL 47, UK 24; FG%: UK 33.8, UL 42.4; 3FG%: UK 25.0, UL 46.7; FT%: UK 63.0, UL 68.0; Officials: Mattingly, Roberts, Enterline; Techs: Matthew Mitchell (UK).

Game 11

No. 23 Old Dominion 71, Kentucky 62
 Dec. 28, 2007 • Lexington, Ky.
 Memorial Coliseum • Att: 4,785

| Old Dominion | MP | FG | 3FG | FT | R | F | A | TO | B | S | TP |
|---------------|------------|--------------|-------------|--------------|-----------|-----------|----------|-----------|----------|-----------|-----------|
| Williams | 22 | 2-5 | 0-0 | 0-2 | 10 | 4 | 0 | 3 | 0 | 1 | 4 |
| Green | 28 | 5-13 | 0-0 | 2-4 | 9 | 2 | 1 | 4 | 4 | 1 | 12 |
| Pym | 24 | 2-8 | 0-0 | 5-9 | 5 | 5 | 0 | 2 | 0 | 2 | 9 |
| Walters | 25 | 2-10 | 0-3 | 0-0 | 3 | 2 | 2 | 1 | 0 | 1 | 4 |
| Jordan | 28 | 8-14 | 4-9 | 2-2 | 3 | 1 | 2 | 2 | 0 | 0 | 22 |
| Parker | 16 | 2-4 | 1-1 | 1-2 | 2 | 2 | 0 | 2 | 0 | 2 | 6 |
| Voronina | 1 | 0-0 | 0-0 | 0-0 | 0 | 0 | 0 | 0 | 0 | 0 | 0 |
| Nuzzo | 24 | 2-4 | 0-1 | 0-0 | 2 | 0 | 1 | 1 | 0 | 0 | 4 |
| Canady | 31 | 3-6 | 0-0 | 2-2 | 9 | 2 | 0 | 3 | 0 | 3 | 8 |
| Little | 1 | 1-1 | 0-0 | 0-0 | 1 | 0 | 0 | 0 | 0 | 0 | 2 |
| Team | | | | | 1 | | | | | | |
| Totals | 200 | 27-65 | 5-14 | 12-21 | 45 | 18 | 6 | 18 | 4 | 10 | 71 |

| Kentucky | MP | FG | 3FG | FT | R | F | A | TO | B | S | TP |
|----------|----|------|-----|-----|---|---|---|----|---|---|----|
| Dunlap | 27 | 0-6 | 0-0 | 0-0 | 6 | 2 | 2 | 1 | 0 | 3 | 0 |
| Elliott | 27 | 7-15 | 0-0 | 2-2 | 9 | 3 | 0 | 1 | 3 | 0 | 16 |
| Mahoney | 33 | 3-11 | 0-3 | 2-4 | 6 | 2 | 1 | 3 | 0 | 0 | 8 |
| Smith | 33 | 4-10 | 2-2 | 1-3 | 4 | 2 | 3 | 8 | 0 | 2 | 11 |
| Franklin | 20 | 2-10 | 0-6 | 4-4 | 4 | 3 | 0 | 1 | 0 | 0 | 8 |
| Morrow | 24 | 3-10 | 2-7 | 2-2 | 2 | 0 | 0 | 1 | 0 | 0 | 10 |
| Watkins | 13 | 1-3 | 0- | | | | | | | | |

Game 13

Xavier 51, Kentucky 46
Jan. 1, 2008 • Lexington, Ky.
Memorial Coliseum • Att: 4,448

| Xavier | MP | FG | 3FG | FT | R | F | A | TO | B | S | TP |
|-----------|-----|-------|------|-------|----|----|---|----|---|---|----|
| Harris | 33 | 4-17 | 0-1 | 2-4 | 13 | 3 | 2 | 2 | 3 | 0 | 10 |
| Hester | 31 | 2-5 | 1-2 | 0-1 | 5 | 2 | 0 | 1 | 0 | 1 | 5 |
| Phillips | 24 | 4-9 | 0-0 | 8-10 | 14 | 4 | 1 | 3 | 0 | 0 | 16 |
| Barringer | 27 | 0-4 | 0-2 | 0-0 | 0 | 2 | 1 | 1 | 0 | 2 | 0 |
| Taylor | 30 | 1-5 | 1-3 | 1-2 | 2 | 1 | 0 | 1 | 1 | 0 | 4 |
| Jennings | 10 | 0-1 | 0-1 | 0-0 | 3 | 1 | 2 | 2 | 0 | 0 | 0 |
| Byorick | 2 | 0-1 | 0-0 | 0-0 | 1 | 0 | 0 | 1 | 0 | 0 | 0 |
| Reed | 22 | 4-8 | 2-3 | 0-0 | 3 | 3 | 0 | 2 | 0 | 0 | 10 |
| Askew | 1 | 0-0 | 0-0 | 0-0 | 1 | 0 | 0 | 0 | 0 | 0 | 0 |
| Phillips | 20 | 3-9 | 0-0 | 0-0 | 3 | 4 | 2 | 3 | 0 | 0 | 6 |
| Team | | | | | 3 | | | | | | |
| Totals | 200 | 18-59 | 4-12 | 11-17 | 48 | 20 | 8 | 16 | 4 | 3 | 51 |

| Kentucky | MP | FG | 3FG | FT | R | F | A | TO | B | S | TP |
|----------|-----|-------|------|-------|----|----|---|----|---|---|----|
| Dunlap | 25 | 3-6 | 0-0 | 1-3 | 6 | 3 | 1 | 3 | 0 | 1 | 7 |
| Elliott | 13 | 2-9 | 0-0 | 0-0 | 5 | 2 | 0 | 0 | 2 | 0 | 4 |
| Mahoney | 34 | 2-11 | 0-2 | 5-6 | 2 | 0 | 0 | 1 | 0 | 0 | 9 |
| Smith | 37 | 2-7 | 0-1 | 1-5 | 3 | 1 | 3 | 2 | 0 | 3 | 5 |
| Franklin | 31 | 1-11 | 0-4 | 2-2 | 9 | 3 | 1 | 2 | 0 | 0 | 4 |
| Roddy | 7 | 1-5 | 0-0 | 0-0 | 5 | 2 | 0 | 1 | 0 | 0 | 2 |
| Chowning | 9 | 2-6 | 2-4 | 0-0 | 1 | 0 | 0 | 1 | 0 | 0 | 6 |
| Morrow | 8 | 0-1 | 0-1 | 0-0 | 0 | 0 | 0 | 0 | 1 | 0 | 0 |
| Watkins | 15 | 0-2 | 0-1 | 2-2 | 4 | 2 | 0 | 3 | 0 | 1 | 2 |
| Bowman | 3 | 0-1 | 0-0 | 0-0 | 1 | 1 | 0 | 0 | 0 | 1 | 0 |
| Bett | 18 | 3-4 | 0-0 | 1-1 | 5 | 2 | 0 | 1 | 1 | 0 | 7 |
| Team | | | | | 4 | | | | | | |
| Totals | 200 | 16-63 | 2-13 | 12-19 | 45 | 16 | 5 | 15 | 4 | 6 | 46 |

Halftime: UK 32, XU 24; FG%: UK 25.4, XU 30.5; 3FG%: UK 15.4, XU 33.3; FT%: UK 63.2, XU 64.7; Officials: Bomen-gen, Grinter, Morris; Techs: None.

Game 14

Kentucky 67, Wofford 57
Jan. 7, 2008 • Lexington, Ky.
Memorial Coliseum • Att: 4,212

| Wofford | MP | FG | 3FG | FT | R | F | A | TO | B | S | TP |
|----------|-----|-------|------|------|----|----|----|----|---|---|----|
| Varno | 25 | 4-4 | 0-0 | 1-4 | 8 | 2 | 0 | 2 | 0 | 0 | 9 |
| Dempsey | 18 | 4-10 | 0-0 | 0-0 | 3 | 3 | 0 | 3 | 0 | 0 | 8 |
| Miller | 31 | 4-13 | 2-7 | 3-4 | 8 | 1 | 2 | 5 | 0 | 2 | 13 |
| Nichols | 17 | 0-4 | 0-0 | 0-0 | 4 | 5 | 2 | 3 | 0 | 0 | 0 |
| Dwyer | 32 | 2-9 | 2-6 | 1-2 | 4 | 2 | 2 | 2 | 2 | 1 | 7 |
| Helms | 2 | 0-0 | 0-0 | 0-0 | 0 | 0 | 0 | 0 | 0 | 0 | 0 |
| Koenig | 23 | 3-7 | 1-2 | 3-4 | 5 | 1 | 2 | 3 | 0 | 0 | 10 |
| Gramblin | 23 | 2-6 | 2-5 | 0-0 | 1 | 4 | 2 | 6 | 1 | 0 | 6 |
| Depko | 14 | 0-2 | 0-0 | 0-0 | 3 | 0 | 1 | 1 | 0 | 1 | 0 |
| Williams | 15 | 2-5 | 0-0 | 0-0 | 3 | 2 | 0 | 1 | 4 | 1 | 4 |
| Team | | | | | 3 | | | | | | |
| Totals | 200 | 21-60 | 7-20 | 8-14 | 42 | 20 | 11 | 26 | 7 | 5 | 57 |

| Kentucky | MP | FG | 3FG | FT | R | F | A | TO | B | S | TP |
|----------|----|------|-----|-----|---|---|---|----|---|---|----|
| Roddy | 4 | 1-5 | 0-0 | 0-2 | 2 | 0 | 0 | 0 | 0 | 0 | 2 |
| Dunlap | 25 | 4-10 | 0-2 | 2-4 | 4 | 2 | 1 | 2 | 0 | 0 | 10 |
| Elliott | 26 | 4-11 | 0-0 | 2-2 | 6 | 2 | 0 | 2 | 1 | 1 | 16 |
| Mahoney | 19 | 2-3 | 0-0 | 0-0 | 0 | 0 | 2 | 0 | 0 | 0 | 4 |
| Smith | 22 | 0-5 | 0-0 | 0-0 | 1 | 3 | 5 | 4 | 0 | 0 | 0 |
| Chowning | 18 | 3-5 | 1-3 | 1-2 | 4 | 0 | 1 | 1 | 0 | 4 | 4 |
| Morrow | 6 | 0-0 | 0-0 | 0-0 | 0 | 0 | 0 | 1 | 0 | 0 | 0 |
| Watkins | 21 | 3-9 | 1-2 | 3-6 | 6 | 3 | 1 | 2 | 0 | 0 | 10 |
| Bowman | 19 | 0-3 | 0-1 | 0-0 | 4 | 1 | 5 | 1 | 0 | 0 | 0 |
| Franklin | 31 | 5-10 | 2-5 | 3-5 | 5 | 1 | 0 | 1 | 0 | 1 | 15 |

Halftime: WC 27, UK 30; FG%: UK 40.6, WC 35.0; 3FG%: UK 30.8, WC 35.0; FT%: UK 47.8, WC 57.1; Officials: Cunnigham, Newton, Roberts; Techs: None.

Game 15

Kentucky 60, Florida 58
Jan. 10, 2008 • Lexington, Ky.
Memorial Coliseum • Att: 4,466

| Kentucky | MP | FG | 3FG | FT | R | F | A | TO | B | S | TP |
|----------|-----|-------|------|------|----|----|---|----|---|----|----|
| Roddy | 2 | 0-0 | 0-0 | 0-0 | 0 | 0 | 0 | 0 | 0 | 0 | 0 |
| Dunlap | 29 | 1-5 | 0-0 | 3-4 | 8 | 2 | 0 | 3 | 3 | 2 | 5 |
| Elliott | 20 | 1-3 | 0-0 | 0-0 | 4 | 3 | 1 | 1 | 1 | 0 | 2 |
| Mahoney | 37 | 10-19 | 1-3 | 1-7 | 4 | 1 | 3 | 2 | 1 | 4 | 22 |
| Smith | 30 | 4-12 | 1-4 | 4-4 | 5 | 3 | 3 | 6 | 0 | 0 | 13 |
| Chowning | 19 | 2-4 | 2-3 | 1-2 | 3 | 1 | 0 | 0 | 2 | 2 | 7 |
| Watkins | 11 | 2-3 | 1-1 | 0-0 | 3 | 2 | 0 | 2 | 0 | 1 | 5 |
| Bowman | 13 | 0-2 | 0-0 | 0-2 | 1 | 1 | 1 | 3 | 0 | 0 | 0 |
| Franklin | 19 | 0-5 | 0-2 | 0-0 | 3 | 0 | 0 | 3 | 0 | 1 | 3 |
| Bett | 20 | 3-6 | 0-0 | 0-0 | 3 | 4 | 1 | 0 | 0 | 0 | 6 |
| Team | | | | | 4 | | | | | | |
| Totals | 200 | 23-59 | 5-13 | 9-19 | 38 | 17 | 9 | 20 | 7 | 10 | 60 |

| Florida | MP | FG | 3FG | FT | R | F | A | TO | B | S | TP |
|----------|-----|-------|------|-------|----|----|---|----|---|---|----|
| Dotson | 30 | 10-17 | 0-0 | 6-8 | 12 | 4 | 1 | 8 | 2 | 2 | 26 |
| Henry | 28 | 0-1 | 0-0 | 0-0 | 4 | 2 | 0 | 0 | 2 | 0 | 0 |
| Thompson | 21 | 2-7 | 1-3 | 0-0 | 2 | 3 | 2 | 4 | 0 | 1 | 5 |
| Brooks | 33 | 3-12 | 3-4 | 4-6 | 2 | 3 | 1 | 4 | 0 | 1 | 13 |
| Bowden | 32 | 1-6 | 0-2 | 1-2 | 5 | 4 | 1 | 3 | 1 | 1 | 3 |
| Thomas | 7 | 1-4 | 0-0 | 1-2 | 1 | 0 | 0 | 1 | 0 | 0 | 3 |
| Crittin | 8 | 0-2 | 0-0 | 0-0 | 2 | 0 | 0 | 10 | 0 | 0 | 0 |
| Mossor | 19 | 1-4 | 0-0 | 0-0 | 0 | 1 | 2 | 1 | 0 | 0 | 2 |
| Smith | 22 | 2-3 | 1-2 | 1-2 | 10 | 1 | 0 | 2 | 0 | 0 | 6 |
| Team | | | | | 4 | | | | | | |
| Totals | 200 | 20-56 | 5-11 | 13-20 | 42 | 18 | 7 | 24 | 5 | 5 | 58 |

Halftime: UF 25, UK 30; FG%: UK 40.7, UF 29.0; 3FG%: UK 37.5, UF 60.0; FT%: UK 83.3, UF 66.7; Officials: Day, Brooks-Clauser, Titus; Techs: None.

Game 16

Kentucky 64, Mississippi State 60
Jan. 13, 2008 • Starkville, Miss.
Humphrey Coliseum • Att: 1,261

| Kentucky | MP | FG | 3FG | FT | R | F | A | TO | B | S | TP |
|----------|-----|-------|------|-------|----|----|----|----|----|---|----|
| Dunlap | 35 | 7-8 | 0-0 | 3-4 | 9 | 3 | 1 | 2 | 4 | 2 | 17 |
| Elliott | 9 | 2-3 | 0-0 | 0-0 | 1 | 2 | 0 | 2 | 0 | 0 | 4 |
| Mahoney | 38 | 5-13 | 2-4 | 0-0 | 4 | 1 | 1 | 2 | 0 | 0 | 12 |
| Smith | 31 | 4-8 | 1-3 | 1-4 | 6 | 3 | 4 | 2 | 2 | 3 | 10 |
| Franklin | 25 | 2-7 | 0-3 | 1-2 | 4 | 0 | 4 | 3 | 1 | 0 | 5 |
| Roddy | 4 | 0-1 | 0-0 | 0-0 | 1 | 2 | 0 | 1 | 0 | 0 | 0 |
| Chowning | 15 | 0-3 | 0-3 | 5-5 | 2 | 2 | 2 | 2 | 0 | 0 | 5 |
| Watkins | 16 | 2-3 | 0-0 | 3-4 | 5 | 4 | 0 | 0 | 0 | 0 | 7 |
| Bett | 18 | 0-4 | 0-0 | 0-2 | 7 | 1 | 1 | 1 | 3 | 0 | 0 |
| Bowman | 9 | 2-3 | 0-0 | 0-0 | 2 | 0 | 0 | 2 | 1 | 0 | 4 |
| Team | | | | | 0 | | | | | | |
| Totals | 200 | 24-53 | 3-13 | 13-21 | 41 | 18 | 13 | 17 | 11 | 5 | 64 |

| Miss. St. | MP | FG | 3FG | FT | R | F | A | TO | B | S | TP |
|------------|-----|-------|------|-------|----|----|----|----|---|----|----|
| Grimes | 35 | 7-22 | 1-6 | 3-3 | 7 | 1 | 0 | 1 | 1 | 3 | 18 |
| Porter | 27 | 4-7 | 0-1 | 0-0 | 8 | 8 | 4 | 0 | 1 | 0 | 8 |
| Jackson | 22 | 4-13 | 0-0 | 2-5 | 6 | 2 | 1 | 1 | 0 | 1 | 10 |
| Rack | 36 | 4-15 | 1-6 | 1-4 | 3 | 3 | 1 | 1 | 0 | 1 | 10 |
| Govero | 29 | 2-7 | 0-1 | 2-2 | 3 | 2 | 0 | 0 | 1 | 0 | 6 |
| Tate | 18 | 2-3 | 0-0 | 1-2 | 7 | 2 | 1 | 2 | 0 | 2 | 5 |
| Reeder | 2 | 0-0 | 0-0 | 0-0 | 0 | 0 | 0 | 0 | 0 | 0 | 0 |
| Washington | 23 | 0-4 | 0-1 | 1-2 | 3 | 4 | 3 | 1 | 0 | 1 | 1 |
| Johnson | 8 | 1-2 | 0-0 | 0-0 | 1 | 0 | 0 | 1 | 0 | 0 | 2 |
| Team | | | | | 0 | | | | | | |
| Totals | 200 | 24-73 | 2-15 | 10-18 | 38 | 17 | 14 | 9 | 2 | 10 | 60 |

Halftime: MS 30, UK 32; FG%: UK 45.3, MS 32.9; 3FG%: UK 23.1, MS 13.3; FT%: UK 61.9, MS 55.6; Officials: Spence, Novak, Dickerson; Techs: None.

Game 17

#2 Tennessee 65, Kentucky 40
Jan. 17, 2008 • Lexington, Ky.
Memorial Coliseum • Att: 7,278

| Kentucky | MP | FG | 3FG | FT | R | F | A | TO | B | S | TP |
|----------|-----|-------|------|------|----|----|---|----|---|---|----|
| Dunlap | 28 | 2-7 | 0-1 | 1-2 | 5 | 1 | 0 | 3 | 0 | 1 | 5 |
| Elliott | 18 | 3-7 | 0-0 | 1-2 | 4 | 2 | 0 | 3 | 0 | 0 | 7 |
| Mahoney | 33 | 5-12 | 2-6 | 0-0 | 4 | 2 | 2 | 3 | 0 | 0 | 12 |
| Smith | 36 | 4-5 | 0-1 | 1-2 | 6 | 3 | 0 | 5 | 0 | 1 | 9 |
| Franklin | 27 | 0-9 | 0-3 | 3-4 | 4 | 2 | 0 | 5 | 0 | 0 | 3 |
| Chowning | 18 | 0-3 | 0-3 | 0-1 | 2 | 0 | 0 | 2 | 0 | 0 | 0 |
| Watkins | 12 | 1-2 | 0-0 | 0-0 | 1 | 3 | 2 | 0 | 1 | 1 | 2 |
| Bowman | 6 | 0-0 | 0-0 | 0-0 | 1 | 0 | 0 | 1 | 0 | 0 | 0 |
| Bett | 6 | 1-6 | 0-0 | 0-0 | 3 | 2 | 1 | 3 | 1 | 0 | 2 |
| Team | | | | | 6 | | | | | | |
| Team | 200 | 16-51 | 2-14 | 6-11 | 36 | 15 | 5 | 25 | 2 | 4 | 40 |

| Tennessee | MP | FG | 3FG | FT | R | F | A | TO | B | S | TP |
|------------|-----|-------|-----|-------|----|----|---|----|---|---|----|
| Parker | 35 | 10-14 | 0-0 | 3-5 | 7 | 3 | 1 | 3 | 3 | 2 | 23 |
| Bjorklund | 29 | 2-6 | 1-2 | 0-0 | 2 | 2 | 0 | 2 | 0 | 1 | 5 |
| Anosike | 29 | 2-5 | 0-0 | 2-2 | 3 | 3 | 1 | 3 | 1 | 2 | 6 |
| Bobbitt | 26 | 2-8 | 0-4 | 0-0 | 2 | 2 | 0 | 1 | 0 | 0 | 4 |
| Hornbuckle | 38 | 4-8 | 0-1 | 2-2 | 3 | 2 | 1 | 3 | 0 | 1 | 10 |
| Smallbone | 8 | 2-5 | 0-1 | 0-0 | 0 | 0 | 0 | 0 | 0 | 0 | 4 |
| Baugh | 16 | 2-4 | 0-0 | 3-4 | 5 | 1 | 0 | 2 | 0 | 1 | 7 |
| Auguste | 19 | 3-4 | 0-0 | 0-2 | 3 | 1 | 1 | 0 | 0 | 1 | 6 |
| Team | | | | | 3 | | | 1 | | | |
| Totals | 200 | 27-54 | 1-8 | 10-15 | 28 | 14 | 4 | 14 | 4 | 8 | 65 |

Halftime: UT 27, UK 19; FG%: UK 31.4, UT 50.0; 3FG%: UK 14.3, UT 12.5; FT%: UK 54.5, UT 66.7; Officials: Kantner, Demayo, Roberts; Techs: None.



Game 18

Kentucky 62, #20/18 Auburn 55
Jan. 20, 2008 • Lexington, Ky.
Memorial Coliseum • Att: 4,511

| Kentucky | MP | FG | 3FG | FT | R | F | A | TO | B | S | TP |
|---------------|------------|--------------|-------------|--------------|-----------|-----------|-----------|-----------|----------|----------|-----------|
| Dunlap | 34 | 2-4 | 0-0 | 2-4 | 5 | 1 | 1 | 1 | 2 | 0 | 6 |
| Elliott | 28 | 7-15 | 0-0 | 0-0 | 7 | 2 | 1 | 4 | 1 | 0 | 14 |
| Mahoney | 36 | 4-12 | 1-4 | 3-3 | 4 | 1 | 3 | 3 | 0 | 0 | 12 |
| Smith | 37 | 2-4 | 1-1 | 6-6 | 0 | 3 | 4 | 7 | 0 | 2 | 11 |
| Franklin | 28 | 3-9 | 1-3 | 6-6 | 5 | 2 | 0 | 3 | 0 | 0 | 13 |
| Roddy | 4 | 0-1 | 0-0 | 0-0 | 0 | 0 | 0 | 0 | 0 | 0 | 0 |
| Chowning | 8 | 1-3 | 1-2 | 3-4 | 2 | 1 | 0 | 0 | 0 | 0 | 6 |
| Morrow | 11 | 0-1 | 0-1 | 0-1 | 1 | 0 | 0 | 0 | 0 | 0 | 0 |
| Watkins | 7 | 0-1 | 0-0 | 0-1 | 5 | 2 | 0 | 1 | 0 | 0 | 0 |
| Bowman | 2 | 0-1 | 0-0 | 0-0 | 0 | 0 | 0 | 0 | 0 | 0 | 0 |
| Bett | 5 | 0-0 | 0-0 | 0-0 | 2 | 1 | 1 | 2 | 0 | 0 | 0 |
| Team | | | | | 4 | | | | | | |
| Totals | 200 | 19-51 | 4-11 | 20-24 | 44 | 13 | 11 | 21 | 4 | 2 | 62 |

| Auburn | MP | FG | 3FG | FT | R | F | A | TO | B | S | TP |
|---------------|------------|--------------|------------|-------------|-----------|-----------|----------|-----------|----------|----------|-----------|
| Greenleaf | 32 | 2-8 | 0-0 | 0-0 | 3 | 3 | 0 | 0 | 1 | 3 | 4 |
| McCorvey | 31 | 1-8 | 0-2 | 0-1 | 4 | 3 | 4 | 0 | 0 | 2 | 2 |
| Smalley | 38 | 6-16 | 1-6 | 0-0 | 2 | 0 | 3 | 4 | 0 | 2 | 13 |
| Hobbs | 35 | 8-17 | 0-0 | 0-0 | 7 | 4 | 1 | 1 | 0 | 1 | 16 |
| Bonner | 30 | 3-9 | 0-0 | 2-4 | 7 | 5 | 1 | 4 | 1 | 0 | 8 |
| Jackson | 28 | 4-10 | 0-0 | 4-5 | 7 | 4 | 0 | 2 | 1 | 0 | 12 |
| Ketcham | 3 | 0-0 | 0-0 | 0-0 | 0 | 1 | 0 | 0 | 0 | 0 | 0 |
| Moore | 2 | 0-1 | 0-0 | 0-0 | 0 | 0 | 0 | 0 | 0 | 0 | 0 |
| Ogubie | 1 | 0-0 | 0-0 | 0-0 | 0 | 0 | 0 | 0 | 0 | 0 | 0 |
| Team | | | | | 4 | | | | | | |
| Totals | 200 | 24-69 | 1-8 | 6-10 | 34 | 20 | 9 | 11 | 3 | 8 | 55 |

Halftime: AU 29, UK 29; FG%: UK 37.3, AU 34.8; 3FG%: UK 36.4, AU 12.5; FT%: UK 83.3, AU 60.0; Officials: Napier, Fountain, Kramer; Techs: Auburn-Team.

Game 19

Kentucky 66, South Carolina 62
Jan. 24, 2008 • Columbia, S.C.
Colonial Center • Att: 2,066

| Kentucky | MP | FG | 3FG | FT | R | F | A | TO | B | S | TP |
|---------------|------------|--------------|-------------|--------------|-----------|-----------|----------|-----------|----------|-----------|-----------|
| Dunlap | 17 | 2-7 | 0-0 | 0-0 | 4 | 4 | 0 | 0 | 0 | 0 | 4 |
| Elliott | 25 | 3-6 | 0-0 | 0-0 | 6 | 4 | 0 | 0 | 2 | 1 | 6 |
| Mahoney | 38 | 3-8 | 1-2 | 1-2 | 2 | 2 | 1 | 2 | 0 | 1 | 8 |
| Smith | 34 | 3-9 | 1-2 | 6-10 | 3 | 3 | 3 | 5 | 0 | 4 | 13 |
| Franklin | 36 | 7-15 | 2-6 | 5-5 | 5 | 5 | 0 | 7 | 0 | 3 | 21 |
| Roddy | 17 | 1-3 | 0-0 | 0-0 | 7 | 4 | 1 | 2 | 0 | 1 | 2 |
| Franklin | 8 | 0-2 | 0-1 | 2-4 | 1 | 0 | 0 | 0 | 0 | 0 | 2 |
| Morrow | 8 | 0-1 | 0-0 | 0-0 | 0 | 0 | 0 | 0 | 0 | 0 | 0 |
| Watkins | 12 | 2-4 | 2-2 | 1-3 | 0 | 4 | 0 | 1 | 0 | 1 | 7 |
| Bowman | 1 | 0-0 | 0-0 | 1-2 | 1 | 0 | 0 | 0 | 0 | 0 | 1 |
| Bett | 4 | 0-0 | 0-0 | 2-2 | 0 | 0 | 0 | 1 | 1 | 0 | 2 |
| Team | | | | | 8 | | | | | | |
| Totals | 200 | 21-55 | 6-13 | 18-28 | 37 | 26 | 5 | 18 | 3 | 11 | 66 |

| USC | MP | FG | 3FG | FT | R | F | A | TO | B | S | TP |
|---------------|------------|--------------|-------------|--------------|-----------|-----------|-----------|-----------|----------|-----------|-----------|
| Adams | 29 | 3-9 | 0-0 | 5-6 | 9 | 3 | 1 | 2 | 1 | 1 | 11 |
| Burgova | 29 | 5-7 | 0-0 | 5-5 | 8 | 5 | 2 | 4 | 0 | 1 | 15 |
| Payne | 22 | 0-3 | 0-0 | 1-4 | 6 | 5 | 0 | 3 | 0 | 1 | 1 |
| Dickerson | 30 | 4-11 | 1-3 | 0-0 | 5 | 3 | 3 | 0 | 0 | 0 | 9 |
| Jones | 37 | 4-10 | 3-6 | 5-6 | 0 | 3 | 0 | 5 | 0 | 1 | 16 |
| Falohun | 6 | 0-1 | 0-0 | 0-0 | 1 | 0 | 0 | 0 | 0 | 0 | 0 |
| Kennedy | 1 | 0-0 | 0-0 | 0-0 | 0 | 0 | 0 | 0 | 0 | 0 | 0 |
| Billingslea | 17 | 0-8 | 0-1 | 0-0 | 3 | 3 | 4 | 4 | 0 | 3 | 0 |
| Jones | 8 | 0-2 | 0-2 | 0-0 | 1 | 0 | 0 | 1 | 0 | 2 | 0 |
| May | 21 | 2-3 | 0-0 | 6-6 | 4 | 2 | 0 | 1 | 0 | 1 | 10 |
| Team | | | | | 2 | | | | | | |
| Totals | 200 | 18-54 | 4-12 | 22-27 | 40 | 24 | 10 | 20 | 1 | 10 | 62 |

Halftime: USC 23, UK 26; FG%: UK 38.2, USC 33.3; 3FG%: UK 46.2, USC 33.3; FT%: UK 64.3, USC 81.5; Officials: Eric Brewton, Mary Day, Daryl Humphrey; Techs: None.

Game 20

#9 LSU 72, Kentucky 46
Jan. 27, 2008 • Lexington, Ky.
Rupp Arena • Att: 8,335

| LSU | MP | FG | 3FG | FT | R | F | A | TO | B | S | TP |
|---------------|------------|--------------|-------------|-------------|-----------|-----------|-----------|----------|----------|----------|-----------|
| Thomas | 28 | 2-5 | 0-0 | 1-2 | 2 | 2 | 2 | 1 | 0 | 1 | 5 |
| Fowles | 27 | 9-11 | 0-0 | 2-3 | 10 | 3 | 1 | 2 | 3 | 0 | 20 |
| White | 23 | 1-5 | 0-1 | 2-2 | 1 | 2 | 3 | 2 | 0 | 1 | 4 |
| LeBlanc | 14 | 2-3 | 0-0 | 0-0 | 0 | 3 | 0 | 0 | 0 | 1 | 4 |
| Chaney | 28 | 5-12 | 2-5 | 1-2 | 3 | 2 | 2 | 1 | 0 | 1 | 13 |
| Graham | 3 | 1-1 | 0-0 | 0-1 | 2 | 0 | 0 | 0 | 0 | 0 | 2 |
| Eason | 3 | 0-0 | 0-0 | 0-0 | 1 | 0 | 0 | 0 | 0 | 0 | 0 |
| Mitchell | 18 | 2-9 | 1-4 | 0-0 | 1 | 1 | 1 | 1 | 0 | 0 | 5 |
| Hightower | 27 | 5-8 | 2-3 | 0-0 | 7 | 2 | 2 | 0 | 0 | 0 | 12 |
| Whitfield | 8 | 1-3 | 0-0 | 0-0 | 0 | 0 | 0 | 1 | 0 | 0 | 2 |
| Williams | 14 | 2-4 | 0-0 | 1-2 | 7 | 1 | 1 | 0 | 1 | 0 | 5 |
| Morris | 7 | 0-1 | 0-0 | 0-0 | 6 | 0 | 0 | 0 | 1 | 1 | 0 |
| Team | | | | | 1 | | | | | | |
| Totals | 200 | 30-62 | 5-13 | 7-12 | 40 | 17 | 12 | 8 | 5 | 5 | 72 |

| Kentucky | MP | FG | 3FG | FT | R | F | A | TO | B | S | TP |
|---------------|------------|--------------|------------|--------------|-----------|-----------|----------|-----------|----------|----------|-----------|
| Dunlap | 24 | 5-9 | 0-0 | 0-2 | 6 | 4 | 1 | 1 | 0 | 1 | 10 |
| Elliott | 20 | 7-13 | 0-0 | 3-3 | 6 | 4 | 1 | 1 | 1 | 0 | 17 |
| Mahoney | 33 | 2-12 | 1-4 | 7-8 | 2 | 0 | 2 | 0 | 0 | 0 | 12 |
| Smith | 36 | 1-7 | 0-1 | 3-5 | 4 | 1 | 1 | 3 | 0 | 3 | 5 |
| Franklin | 31 | 0-5 | 0-0 | 1-2 | 3 | 1 | 2 | 3 | 0 | 0 | 1 |
| Roddy | 18 | 0-3 | 0-0 | 0-0 | 4 | 1 | 0 | 2 | 1 | 0 | 0 |
| Chowning | 18 | 0-3 | 0-2 | 0-0 | 1 | 1 | 0 | 0 | 0 | 0 | 0 |
| Morrow | 2 | 0-0 | 0-0 | 0-0 | 0 | 0 | 0 | 0 | 0 | 0 | 0 |
| Watkins | 16 | 0-3 | 0-1 | 1-2 | 10 | 1 | 0 | 2 | 0 | 0 | 1 |
| Bett | 2 | 0-1 | 0-0 | 0-0 | 1 | 1 | 0 | 1 | 0 | 0 | 0 |
| Team | | | | | 2 | | | | | | |
| Totals | 200 | 15-56 | 1-8 | 15-22 | 39 | 14 | 7 | 13 | 2 | 3 | 46 |

Halftime: UK 23, LSU 41; FG%: UK 26.8, LSU 48.4; 3FG%: UK 12.5, LSU 38.5; FT%: UK 68.2, LSU 58.3; Officials: Brooks-Clauserm, Blaich, Titus; Techs: None.



Game 21

Kentucky 47, No. 17/14 Georgia 44
Jan. 31, 2008 • Athens, Georgia
Stegeman Coliseum • Att: 4,101

| Georgia | MP | FG | 3FG | FT | R | F | A | TO | B | S | TP |
|---------------|------------|--------------|-------------|--------------|-----------|-----------|----------|-----------|----------|----------|-----------|
| Houts | 40 | 3-8 | 2-3 | 1-2 | 6 | 3 | 2 | 4 | 0 | 2 | 9 |
| Puleo | 14 | 1-3 | 0-0 | 0-0 | 2 | 3 | 2 | 2 | 0 | 0 | 2 |
| Darrah | 39 | 2-9 | 2-6 | 2-2 | 10 | 0 | 1 | 2 | 0 | 2 | 8 |
| Robinson | 7 | 0-2 | 0-0 | 0-0 | 1 | 1 | 0 | 3 | 0 | 0 | 0 |
| Humphrey | 39 | 7-19 | 0-6 | 6-7 | 8 | 3 | 2 | 1 | 1 | 3 | 20 |
| Moss | 2 | 0-0 | 0-0 | 0-0 | 1 | 0 | 0 | 0 | 0 | 0 | 0 |
| Lee | 21 | 1-5 | 0-0 | 1-2 | 4 | 1 | 0 | 1 | 0 | 1 | 3 |
| Marshall | 25 | 1-6 | 0-0 | 0-0 | 7 | 3 | 0 | 4 | 2 | 1 | 2 |
| Rowsey | 13 | 0-1 | 0-1 | 0-1 | 4 | 0 | 0 | 1 | 0 | 0 | 0 |
| Team | | | | | 2 | | | | | | |
| Totals | 200 | 15-53 | 4-16 | 10-14 | 44 | 15 | 7 | 18 | 3 | 9 | 44 |

| Kentucky | MP | FG | 3FG | FT | R | F | A | TO | B | S | TP |
|---------------|------------|--------------|-------------|-------------|-----------|-----------|----------|-----------|----------|----------|-----------|
| Elliott | 32 | 4-11 | 0-0 | 1-2 | 8 | 2 | 2 | 2 | 1 | 0 | 9 |
| Mahoney | 38 | 3-9 | 2-4 | 0-0 | 0 | 2 | 2 | 5 | 0 | 0 | 8 |
| Smith | 35 | 4-11 | 0-2 | 4-6 | 7 | 1 | 3 | 1 | 0 | 2 | 12 |
| Franklin | 24 | 0-7 | 0-1 | 0-0 | 5 | 2 | 0 | 0 | 0 | 1 | 0 |
| Dunlap | 33 | 4-10 | 0-0 | 1-1 | 5 | 2 | 1 | 2 | 1 | 1 | 8 |
| Roddy | 7 | 1-4 | 0-0 | 0-0 | 1 | 3 | 0 | 0 | 0 | 0 | 2 |
| Chowning | 10 | 0-1 | 0-1 | 1-2 | 1 | 0 | 1 | 1 | 0 | 1 | 0 |
| Morrow | 4 | 1-2 | 0-1 | 0-0 | 0 | 0 | 0 | 0 | 0 | 1 | 2 |
| Watkins | 7 | 1-2 | 1-2 | 0-0 | 2 | 2 | 0 | 0 | 0 | 1 | 3 |
| Bowman | 10 | 0-0 | 0-0 | 2-2 | 1 | 0 | 0 | 1 | 0 | 1 | 2 |
| Team | | | | | 8 | | | | | | |
| Totals | 200 | 18-57 | 3-11 | 8-13 | 38 | 14 | 9 | 12 | 3 | 8 | 47 |

Halftime: UG 27, UK 20; FG%: UK 31.6, UG 28.3; 3FG%: UK 27.3, UG 25.0; FT%: UK 61.5, UG 71.4; Officials: Kantner, Courteau, Dickerson. Techs: T. Humphrey 14:45 2nd Half.

Game 22

#2 Tennessee

Game 23

Kentucky 59, Ole Miss 54
Feb. 7, 2008 • Lexington, Ky.
Rupp Arena • Att: 4,561

| Kentucky | MP | FG | 3FG | FT | R | F | A | TO | B | S | TP |
|---------------|------------|--------------|-------------|-------------|-----------|-----------|-----------|-----------|----------|----------|-----------|
| Dunlap | 34 | 6-8 | 0-0 | 0-2 | 9 | 3 | 3 | 2 | 2 | 1 | 12 |
| Elliott | 30 | 7-18 | 0-0 | 0-0 | 12 | 4 | 2 | 1 | 1 | 0 | 14 |
| Chowning | 37 | 4-12 | 3-9 | 1-3 | 6 | 1 | 1 | 3 | 0 | 2 | 12 |
| Mahoney | 36 | 3-8 | 1-4 | 0-5 | 5 | 1 | 3 | 2 | 0 | 0 | 7 |
| Bowman | 19 | 0-1 | 0-0 | 2-2 | 1 | 2 | 3 | 4 | 0 | 0 | 2 |
| Roddy | 10 | 2-4 | 0-0 | 2-4 | 3 | 3 | 0 | 0 | 0 | 0 | 6 |
| Morrow | 1 | 0-0 | 0-0 | 0-0 | 0 | 0 | 0 | 0 | 0 | 0 | 0 |
| Watkins | 6 | 0-2 | 0-0 | 0-0 | 2 | 0 | 0 | 0 | 0 | 1 | 0 |
| Franklin | 27 | 2-9 | 0-2 | 2-2 | 6 | 3 | 0 | 3 | 1 | 1 | 6 |
| Team | | | | | 3 | | | | | | |
| Totals | 200 | 24-62 | 4-15 | 7-15 | 47 | 17 | 12 | 16 | 4 | 5 | 59 |

| Ole Miss | MP | FG | 3FG | FT | R | F | A | TO | B | S | TP |
|---------------|------------|--------------|-------------|--------------|-----------|-----------|----------|-----------|----------|----------|-----------|
| Forrest | 20 | 0-1 | 0-0 | 5-6 | 6 | 2 | 0 | 0 | 0 | 0 | 5 |
| Goff | 40 | 4-16 | 0-0 | 10-15 | 6 | 4 | 1 | 1 | 3 | 2 | 18 |
| Phillips | 27 | 2-6 | 0-0 | 0-0 | 6 | 4 | 0 | 1 | 0 | 1 | 4 |
| Black | 35 | 4-11 | 1-1 | 0-0 | 3 | 3 | 4 | 3 | 0 | 2 | 9 |
| Melson | 21 | 1-3 | 0-0 | 1-1 | 4 | 1 | 1 | 3 | 0 | 0 | 2 |
| Bartee | 20 | 3-8 | 1-3 | 0-0 | 3 | 0 | 0 | 1 | 1 | 0 | 7 |
| Robertson | 12 | 1-2 | 1-2 | 0-0 | 0 | 2 | 0 | 0 | 1 | 0 | 3 |
| Thomas | 25 | 2-6 | 1-5 | 1-1 | 4 | 0 | 0 | 1 | 0 | 0 | 6 |
| Team | | | | | 4 | | | | | | |
| Totals | 200 | 17-53 | 4-11 | 16-23 | 31 | 15 | 8 | 11 | 4 | 6 | 54 |

Halftime: UM 24, UK 32; FG%: UK 38.7, UM 32.1; 3FG%: UK 26.7, UM 36.4; FT%: UK 46.7, UM 69.6; Officials: Dee Kanner, Tina Napier, Laura Norris; Techs: None.

Game 24

#25 Vanderbilt 66, Kentucky 49
Feb. 14, 2008 • Nashville, Tenn.
Memorial Gymnasium • Att: 5,634

| Kentucky | MP | FG | 3FG | FT | R | F | A | TO | B | S | TP |
|---------------|------------|--------------|-------------|-------------|-----------|-----------|----------|-----------|----------|----------|-----------|
| Dunlap | 33 | 2-8 | 0-1 | 0-1 | 8 | 2 | 1 | 5 | 1 | 0 | 4 |
| Elliott | 12 | 1-4 | 0-0 | 0-0 | 2 | 4 | 1 | 1 | 1 | 0 | 2 |
| Chowning | 38 | 5-9 | 4-6 | 0-2 | 5 | 3 | 1 | 2 | 2 | 2 | 14 |
| Mahoney | 34 | 3-12 | 1-1 | 1-3 | 1 | 1 | 1 | 6 | 1 | 0 | 8 |
| Bowman | 22 | 1-3 | 0-1 | 0-0 | 1 | 1 | 1 | 4 | 1 | 1 | 2 |
| Roddy | 17 | 1-5 | 0-0 | 0-0 | 3 | 4 | 0 | 2 | 1 | 0 | 2 |
| Watkins | 15 | 1-4 | 0-1 | 2-2 | 4 | 1 | 1 | 0 | 0 | 0 | 4 |
| Franklin | 26 | 5-8 | 1-3 | 2-2 | 11 | 2 | 1 | 0 | 0 | 0 | 13 |
| Bett | 3 | 0-1 | 0 | 0 | 0 | 0 | 0 | 0 | 0 | 0 | 0 |
| Team | | | | | 3 | | | | | | |
| Totals | 200 | 19-54 | 6-13 | 5-10 | 38 | 18 | 7 | 22 | 7 | 3 | 49 |

| Vanderbilt | MP | FG | 3FG | FT | R | F | A | TO | B | S | TP |
|---------------|------------|--------------|-------------|--------------|-----------|-----------|-----------|-----------|----------|-----------|-----------|
| Tuomi | 20 | 2-4 | 0-0 | 1-2 | 5 | 5 | 1 | 4 | 0 | 0 | 5 |
| Wirth | 40 | 7-14 | 2-4 | 4-5 | 7 | 0 | 3 | 2 | 0 | 2 | 20 |
| Risper | 34 | 6-12 | 0-1 | 3-4 | 8 | 1 | 1 | 2 | 0 | 3 | 15 |
| Rhoads | 38 | 0-3 | 0-0 | 3-4 | 2 | 2 | 5 | 0 | 0 | 3 | 3 |
| Marsh | 25 | 2-5 | 2-3 | 2-2 | 7 | 2 | 0 | 3 | 0 | 1 | 8 |
| Lueders | 4 | 0-3 | 0-1 | 0-0 | 1 | 0 | 0 | 1 | 0 | 1 | 0 |
| Mooney | 19 | 3-5 | 0-1 | 0-0 | 1 | 2 | 1 | 1 | 0 | 0 | 6 |
| Norton | 9 | 2-2 | 0-0 | 1-1 | 0 | 0 | 0 | 0 | 0 | 0 | 5 |
| Sherwood | 11 | 2-9 | 0-0 | 0-0 | 1 | 0 | 0 | 1 | 0 | 0 | 4 |
| Team | | | | | 2 | | | | | | |
| Totals | 200 | 24-57 | 4-10 | 14-18 | 34 | 12 | 11 | 15 | 0 | 10 | 66 |

Halftime: VU 19, UK 25; FG%: UK 35.2, VU 42.1; 3FG%: UK 46.2, VU 40.0; FT%: UK 50.0, VU 77.8; Officials: Denis Brooks-Clauser, Metta Roberts, Bob Trammell; Techs: None.

Game 25

Kentucky 64, Alabama 44
Feb. 17, 2008 • Lexington, Ky.
Memorial Coliseum • Att: 8, 879

| Kentucky | MP | FG | 3FG | FT | R | F | A | TO | B | S | TP |
|---------------|------------|--------------|-------------|--------------|-----------|-----------|----------|-----------|----------|----------|-----------|
| Dunlap | 22 | 2-3 | 0-0 | 0-0 | 2 | 4 | 1 | 2 | 0 | 0 | 4 |
| Elliott | 18 | 5-7 | 0-0 | 6-6 | 6 | 1 | 0 | 3 | 0 | 1 | 16 |
| Chowning | 25 | 2-6 | 0-1 | 2-4 | 1 | 1 | 2 | 1 | 0 | 1 | 6 |
| Mahoney | 26 | 2-6 | 0-0 | 3-6 | 4 | 0 | 3 | 1 | 0 | 3 | 7 |
| Bowman | 20 | 1-7 | 0-0 | 2-2 | 0 | 0 | 1 | 4 | 1 | 0 | 4 |
| Ormerod | 17 | 2-4 | 1-2 | 3-4 | 2 | 1 | 2 | 1 | 0 | 1 | 8 |
| Roddy | 13 | 1-1 | 0-0 | 0-1 | 2 | 1 | 0 | 1 | 1 | 2 | 2 |
| Morrow | 13 | 3-8 | 0-4 | 1-1 | 0 | 0 | 0 | 2 | 0 | 0 | 7 |
| Lomax | 2 | 0-1 | 0-0 | 0-0 | 1 | 0 | 0 | 0 | 0 | 0 | 0 |
| Watkins | 15 | 3-3 | 0-0 | 0-0 | 3 | 3 | 2 | 2 | 0 | 1 | 6 |
| Edelen | 3 | 0-1 | 0-1 | 0-0 | 0 | 0 | 0 | 0 | 0 | 0 | 0 |
| Jackson | 3 | 0-0 | 0-0 | 0-0 | 0 | 0 | 0 | 1 | 0 | 0 | 0 |
| Franklin | 14 | 2-4 | 0-0 | 0-0 | 3 | 1 | 0 | 1 | 0 | 0 | 3 |
| Bett | 9 | 0-0 | 0-0 | 0-0 | 4 | 1 | 0 | 2 | 0 | 0 | 0 |
| Team | | | | | 5 | | | | | | |
| Totals | 200 | 23-51 | 4-10 | 12-17 | 32 | 17 | 6 | 29 | 3 | 5 | 64 |

| Alabama | MP | FG | 3FG | FT | R | F | A | TO | B | S | TP |
|---------------|------------|--------------|-------------|--------------|-----------|-----------|----------|-----------|----------|----------|-----------|
| Jenkins | 30 | 5-15 | 0-1 | 3-5 | 8 | 2 | 0 | 5 | 0 | 2 | 13 |
| Strauthers | 17 | 1-2 | 0-0 | 1-2 | 2 | 2 | 1 | 3 | 1 | 0 | 3 |
| Magee | 25 | 2-7 | 1-3 | 4-4 | 2 | 4 | 1 | 3 | 0 | 2 | 9 |
| Blands | 35 | 1-5 | 1-2 | 0-0 | 1 | 0 | 0 | 2 | 1 | 1 | 3 |
| Hancock | 14 | 1-2 | 1-2 | 0-0 | 0 | 2 | 0 | 3 | 0 | 0 | 3 |
| Hollifield | 18 | 0-5 | 0-1 | 2-2 | 6 | 1 | 1 | 4 | 0 | 0 | 6 |
| Raffington | 10 | 1-4 | 0-0 | 0-0 | 2 | 2 | 1 | 1 | 0 | 0 | 2 |
| Reshard | 26 | 2-3 | 0-0 | 2-4 | 3 | 1 | 1 | 4 | 1 | 0 | 6 |
| Williams | 11 | 0-0 | 0-0 | 0-0 | 1 | 2 | 0 | 2 | 0 | 0 | 0 |
| Chandler | 14 | 1-3 | 1-1 | 0-0 | 3 | 1 | 1 | 2 | 0 | 0 | 3 |
| Team | | | | | 4 | | | | | | |
| Totals | 200 | 14-46 | 4-10 | 12-17 | 32 | 17 | 6 | 29 | 3 | 5 | 44 |

Halftime: UA 21, UK 25; FG%: UK 45.1, UA 30.4; 3FG%: UK 12.5, UA 40.0; FT%: UK 70.8, UA 70.6; Officials: Art Bromengen, Roy Gulbeyan, Jesse Dickerson; Techs: None

Game 26

#6 LSU 52, Kentucky 48
Feb. 21, 2008 • Baton Rouge, La.
Maravich Center • Att: 3,860

| LSU | MP | FG | 3FG | FT | R | F | A | TO | B | S | TP |
|---------------|------------|--------------|------------|--------------|-----------|-----------|-----------|----------|----------|-----------|-----------|
| White | 34 | 6-10 | 0-0 | 1-1 | 2 | 1 | 2 | 3 | 0 | 3 | 13 |
| LeBlanc | 34 | 1-6 | 0-2 | 0-0 | 5 | 3 | 3 | 2 | 0 | 3 | 2 |
| Chaney | 31 | 3-13 | 0-2 | 3-6 | 5 | 2 | 5 | 2 | 0 | 3 | 9 |
| Hightower | 24 | 3-11 | 0-0 | 1-2 | 3 | 0 | 1 | 0 | 1 | 2 | 7 |
| Williams | 15 | 1-1 | 0-0 | 0-1 | 2 | 2 | 0 | 0 | 1 | 0 | 2 |
| Fowles | 33 | 4-7 | 0-0 | 6-12 | 10 | 4 | 3 | 0 | 1 | 2 | 14 |
| Thomas | 29 | 2-8 | 0-0 | 1-2 | 5 | 2 | 0 | 2 | 1 | 0 | 5 |
| Team | | | | | 2 | | | | | | |
| Totals | 200 | 20-56 | 0-4 | 12-24 | 34 | 14 | 14 | 9 | 4 | 13 | 52 |

| Kentucky | MP | FG | 3FG | FT | R | F | A | TO | B | S | TP |
|---------------|------------|--------------|------------|--------------|-----------|-----------|-----------|-----------|----------|----------|-----------|
| Dunlap | 31 | 1-8 | 0-2 | 1-3 | 12 | 4 | 1 | 2 | 0 | 2 | 3 |
| Elliott | 25 | 5-12 | 0-0 | 1-3 | 7 | 4 | 1 | 4 | 0 | 1 | 11 |
| Chowning | 29 | 1-6 | 1-4 | 0-0 | 2 | 0 | 2 | 1 | 0 | 1 | 3 |
| Mahoney | 38 | 3-14 | 0-0 | 6-6 | 3 | 2 | 1 | 5 | 1 | 0 | 12 |
| Bowman | 18 | 1-3 | 0-1 | 0-0 | 4 | 3 | 4 | 1 | 0 | 0 | 2 |
| Ormerod | 26 | 3-4 | 0-0 | 1-1 | 4 | 2 | 2 | 2 | 0 | 0 | 7 |
| Roddy | 17 | 3-4 | 0-0 | 4-4 | 3 | 4 | 0 | 2 | 0 | 0 | 10 |
| Watkins | 7 | 0-0 | 0-0 | 0-0 | 4 | 1 | 1 | 0 | 0 | 1 | 0 |
| Franklin | 9 | 0-1 | 0-0 | 0-0 | 0 | 1 | 0 | 0 | 0 | 0 | 0 |
| Team | | | | | 7 | | | | | | |
| Totals | 200 | 17-52 | 1-8 | 13-18 | 46 | 18 | 12 | 20 | 2 | 5 | 48 |

Halftime: LSU 24, UK 15; FG%: UK 32.7, LSU 35.7; 3FG%: UK 12.5, LSU 0.0; FT%: UK 72.2, LSU 50.0; Officials: L.Newton, C.Inouye, M. Davis. Techs: Kentucky -TEAM.

Game 27

Kentucky 59, Arkansas 56
Feb. 24, 2008 • Fayetteville, Ark.
Bud Walton Arena • Att: 2,457

| Arkansas | MP | FG | 3FG | FT | R | F | A | TO | B | S | TP |
|---------------|------------|--------------|-------------|------------|-----------|-----------|-----------|-----------|----------|----------|-----------|
| Jones | 37 | 7-14 | 0-1 | 0-0 | 7 | 2 | 1 | 3 | 0 | 0 | 14 |
| Brereton | 40 | 5-15 | 0-4 | 0-0 | 6 | 2 | 0 | 3 | 0 | 1 | 10 |
| Pfeifer | 30 | 4-9 | 0-4 | 0-0 | 8 | 8 | 3 | 2 | 2 | 0 | 8 |
| Vaughn | 40 | 5-11 | 2-6 | 4-6 | 1 | 3 | 10 | 1 | 0 | 2 | 16 |
| Ford | 36 | 3-9 | 2-5 | 0-0 | 1 | 1 | 0 | 1 | 0 | 0 | 8 |
| Richardson | 4 | 0-0 | 0-0 | 0-0 | 1 | 0 | 0 | 0 | 0 | 0 | 0 |
| Williams | 13 | 0-2 | 0-0 | 0-0 | 1 | 5 | 0 | 3 | 0 | 0 | 0 |
| Team | | | | | 3 | | | | | | |
| Totals | 200 | 24-60 | 4-20 | 4-6 | 28 | 17 | 14 | 13 | 2 | 3 | 56 |

| Kentucky | MP | FG | 3FG | FT | R | F | A | TO | B | S | TP |
|---------------|------------|--------------|-------------|--------------|-----------|-----------|-----------|-----------|----------|----------|-----------|
| Dunlap | 24 | 3-6 | 0-0 | 0-0 | 5 | 3 | 0 | 4 | 0 | 1 | 6 |
| Elliott | 28 | 5-10 | 0-0 | 0-0 | 6 | 0 | 2 | 4 | 1 | 0 | 10 |
| Chowning | 35 | 2-12 | 0-6 | 2-4 | 7 | 1 | 2 | 3 | 0 | 0 | 6 |
| Mahoney | 38 | 5-12 | 3-7 | 6-7 | 3 | 0 | 5 | 0 | 0 | 2 | 19 |
| Bowman | 21 | 1-2 | 0-0 | 1-2 | 4 | 4 | 2 | 0 | 0 | 0 | 3 |
| Ormerod | 26 | 1-5 | 1-3 | 0-0 | 5 | 2 | 2 | 3 | 0 | 0 | 3 |
| Roddy | 6 | 1-3 | 0-0 | 0-0 | 2 | 0 | 0 | 0 | 1 | 0 | 2 |
| Watkins | 22 | 4-5 | 0-0 | 2-2 | 5 | 3 | 2 | 3 | 0 | 0 | 10 |
| Team | | | | | 3 | | | | | | |
| Totals | 200 | 22-55 | 4-16 | 11-15 | 40 | 13 | 15 | 17 | 2 | 3 | 59 |

Halftime: OM 27, UK 20; FG%: UK 31.6, OM 28.3; 3FG%: UK 27.3, OM 25.0; FT%: UK 61.5, OM 71.4; Officials: Kanner, Courteau, Dickerson. Techs: None.

UK HOOPS

KENTUCKY

OUTLOOK

WILDCATS

STAFF

REVIEW

RECORDS

HISTORY

HONORS

OPPONENTS

MEDIA INFO

Game 29

Kentucky 57, Georgia 50
March 7, 2008 • Nashville, Tenn.
Sommet Center • Att:

| Georgia | MP | FG | 3FG | FT | R | F | A | TO | B | S | TP |
|----------|-----|-------|------|------|----|----|----|----|---|---|----|
| Robinson | 36 | 4-8 | 0-0 | 1-2 | 14 | 3 | 2 | 2 | 1 | 0 | 9 |
| Humphrey | 32 | 3-12 | 0-4 | 0-0 | 8 | 4 | 3 | 5 | 3 | 3 | 6 |
| Houts | 40 | 3-7 | 0-2 | 4-5 | 1 | 0 | 6 | 3 | 0 | 1 | 10 |
| Puleo | 29 | 2-4 | 1-3 | 2-2 | 0 | 3 | 1 | 2 | 0 | 0 | 7 |
| Darrah | 32 | 3-11 | 3-7 | 0-1 | 5 | 4 | 1 | 1 | 0 | 1 | 9 |
| Moss | 1 | 0-0 | 0-0 | 0-0 | 1 | 1 | 0 | 0 | 0 | 0 | 0 |
| Lee | 9 | 2-3 | 0-0 | 0-0 | 2 | 0 | 0 | 0 | 0 | 0 | 4 |
| Taylor | 2 | 0-1 | 0-1 | 0-0 | 1 | 1 | 0 | 0 | 0 | 0 | 0 |
| Marshall | 19 | 2-8 | 1-2 | 0-0 | 2 | 1 | 0 | 1 | 0 | 0 | 5 |
| Team | | | | | 2 | | | | | | |
| Totals | 200 | 19-54 | 5-19 | 7-10 | 36 | 17 | 13 | 14 | 4 | 5 | 50 |

| Kentucky | MP | FG | 3FG | FT | R | F | A | TO | B | S | TP |
|----------|-----|-------|-----|------|----|----|----|----|---|---|----|
| Dunlap | 33 | 3-6 | 0-0 | 0-2 | 4 | 1 | 1 | 0 | 0 | 2 | 6 |
| Elliott | 28 | 6-17 | 0-0 | 4-4 | 9 | 2 | 2 | 2 | 2 | 0 | 16 |
| Chowning | 29 | 3-7 | 3-3 | 0-1 | 3 | 2 | 1 | 1 | 1 | 0 | 9 |
| Mahoney | 35 | 3-10 | 0-2 | 0-1 | 1 | 1 | 3 | 5 | 0 | 1 | 6 |
| Bowman | 21 | 1-1 | 0-0 | 2-2 | 1 | 2 | 1 | 0 | 1 | 0 | 4 |
| Roddy | 11 | 1-2 | 0-0 | 1-2 | 3 | 2 | 0 | 1 | 1 | 0 | 3 |
| Morrow | 5 | 1-3 | 0-2 | 0-0 | 1 | 0 | 1 | 1 | 0 | 0 | 2 |
| Watkins | 8 | 1-1 | 0-0 | 1-2 | 4 | 2 | 0 | 0 | 1 | 0 | 3 |
| Franklin | 30 | 3-5 | 2-2 | 0-1 | 4 | 2 | 3 | 1 | 0 | 0 | 8 |
| Team | | | | | 3 | | | | | | |
| Totals | 200 | 22-52 | 5-9 | 8-15 | 33 | 14 | 12 | 11 | 6 | 3 | 57 |

Halftime: UGA 24, UK 34; FG%: UK 42.3, UGA 35.2; 3FG%: UK 55.6, UGA 26.3; FT%: UK 53.3, UGA 70.0; Officials: Dee Kanter, Bryan Enterline, Carla Fountain. Techs: None.

Game 30

LSU 66, Kentucky 49
March 8, 2008 • Nashville, Tenn.
Sommet Center

| LSU | MP | FG | 3FG | FT | R | F | A | TO | B | S | TP |
|-----------|-----|-------|-----|-------|----|----|----|----|---|---|----|
| Thomas | 34 | 5-17 | 0-0 | 1-2 | 11 | 1 | 3 | 1 | 0 | 1 | 11 |
| Fowles | 33 | 6-9 | 0-0 | 8-9 | 13 | 3 | 2 | 2 | 2 | 1 | 20 |
| White | 37 | 3-4 | 0-0 | 2-4 | 4 | 1 | 3 | 4 | 0 | 1 | 8 |
| LeBlanc | 33 | 1-6 | 0-3 | 0-2 | 3 | 2 | 2 | 2 | 0 | 0 | 2 |
| Chaney | 35 | 7-10 | 1-3 | 3-3 | 2 | 2 | 4 | 4 | 0 | 1 | 18 |
| Mitchell | 1 | 0-0 | 0-0 | 0-0 | 0 | 0 | 1 | 0 | 0 | 0 | 0 |
| Hightower | 13 | 1-2 | 0-0 | 1-2 | 1 | 1 | 1 | 1 | 0 | 0 | 3 |
| Whitfield | 1 | 1-1 | 0-0 | 0-0 | 0 | 0 | 0 | 0 | 0 | 0 | 2 |
| Williams | 11 | 1-2 | 0-0 | 0-0 | 6 | 4 | 0 | 0 | 1 | 0 | 2 |
| Morris | 2 | 0-0 | 0-0 | 0-0 | 0 | 1 | 0 | 0 | 0 | 0 | 0 |
| Team | | | | | 4 | | | | | | |
| Totals | 200 | 25-51 | 1-6 | 15-22 | 44 | 15 | 16 | 15 | 3 | 4 | 66 |

| Kentucky | MP | FG | 3FG | FT | R | F | A | TO | B | S | TP |
|----------|-----|-------|-----|------|----|----|----|----|---|---|----|
| Dunlap | 17 | 0-5 | 0-0 | 1-4 | 6 | 2 | 0 | 2 | 0 | 0 | 1 |
| Elliott | 20 | 5-15 | 0-0 | 2-2 | 3 | 4 | 1 | 0 | 2 | 0 | 12 |
| Chowning | 30 | 1-4 | 0-2 | 2-2 | 3 | 0 | 5 | 0 | 0 | 0 | 4 |
| Mahoney | 35 | 7-16 | 1-3 | 2-5 | 1 | 1 | 1 | 1 | 0 | 2 | 17 |
| Bowman | 23 | 0-3 | 0-1 | 0-0 | 5 | 1 | 1 | 0 | 0 | 1 | 0 |
| Ormerod | 13 | 1-3 | 0-0 | 0-1 | 2 | 1 | 2 | 0 | 0 | 0 | 2 |
| Roddy | 17 | 1-3 | 0-0 | 1-4 | 2 | 3 | 0 | 1 | 0 | 0 | 3 |
| Morrow | 1 | 0-1 | 0-0 | 0-0 | 0 | 0 | 0 | 0 | 0 | 0 | 0 |
| Watkins | 21 | 2-5 | 1-2 | 0-2 | 3 | 2 | 2 | 3 | 0 | 0 | 5 |
| Franklin | 18 | 1-4 | 1-1 | 0-0 | 1 | 2 | 0 | 2 | 0 | 0 | 3 |
| Bett | 5 | 1-2 | 0-0 | 0-0 | 2 | 0 | 1 | 0 | 0 | 0 | 2 |
| Team | | | | | 8 | | | | | | |
| Totals | 200 | 19-61 | 3-9 | 8-20 | 34 | 18 | 12 | 10 | 2 | 3 | 49 |

Halftime: LSU 37, UK 26; FG%: UK 31.1, LSU 49.0; 3FG%: UK 33.3, LSU 16.7; FT%: UK 40.0, LSU 68.2; Officials: Joe Cunningham, Mary Day, Beverly Roberts. Techs: None.



Game 31

Kentucky 68, MTSU 60 OT
March 21, 2008 • Lexington, Ky.
Memorial Coliseum • Att: 1,608
WNIT Second Round

| MTSU | MP | FG | 3FG | FT | R | F | A | TO | B | S | TP |
|---------|-----|-------|------|------|----|----|---|----|---|----|----|
| Holt | 44 | 12-28 | 2-2 | 6-9 | 6 | 3 | 3 | 5 | 0 | 1 | 32 |
| Lyeon | 22 | 2-8 | 1-3 | 1-2 | 2 | 5 | 2 | 1 | 0 | 0 | 6 |
| Queen | 39 | 4-7 | 3-6 | 0-0 | 5 | 5 | 1 | 3 | 0 | 3 | 11 |
| Orr | 23 | 0-3 | 0-2 | 0-0 | 6 | 1 | 0 | 0 | 0 | 3 | 0 |
| Lanning | 23 | 0-3 | 0-2 | 2-3 | 2 | 4 | 0 | 2 | 1 | 2 | 2 |
| Pickel | 15 | 2-5 | 1-4 | 0-0 | 0 | 2 | 2 | 0 | 1 | 5 | 5 |
| Barclay | 26 | 1-5 | 0-3 | 0-0 | 1 | 3 | 0 | 2 | 0 | 1 | 2 |
| Brown | 24 | 2-6 | 2-5 | 0-0 | 5 | 1 | 0 | 2 | 1 | 1 | 8 |
| Team | | | | | 2 | | | | | | |
| Totals | 200 | 24-65 | 9-27 | 9-14 | 29 | 24 | 8 | 17 | 2 | 12 | 66 |

| Kentucky | MP | FG | 3FG | FT | R | F | A | TO | B | S | TP |
|----------|-----|-------|------|-------|----|----|---|----|---|---|----|
| Dunlap | 35 | 3-7 | 0-2 | 0-0 | 14 | 2 | 0 | 7 | 4 | 3 | 6 |
| Elliott | 9 | 2-2 | 0-0 | 0-0 | 4 | 3 | 1 | 1 | 2 | 0 | 4 |
| Chowning | 41 | 4-10 | 1-4 | 4-6 | 4 | 3 | 0 | 2 | 1 | 1 | 13 |
| Mahoney | 31 | 4-12 | 0-2 | 2-3 | 3 | 2 | 0 | 3 | 0 | 1 | 10 |
| Bowman | 33 | 3-9 | 0-0 | 1-2 | 6 | 2 | 0 | 4 | 1 | 3 | 7 |
| Omerod | 12 | 0-0 | 0-0 | 2-2 | 1 | 0 | 1 | 3 | 0 | 1 | 2 |
| Roddy | 15 | 1-2 | 0-0 | 1-2 | 1 | 1 | 1 | 1 | 0 | 0 | 3 |
| Watkins | 29 | 5-13 | 0-0 | 6-10 | 16 | 2 | 1 | 4 | 0 | 0 | 16 |
| Franklin | 20 | 2-5 | 1-2 | 2-2 | 3 | 1 | 2 | 1 | 0 | 0 | 7 |
| Team | | | | | 1 | | | | | | |
| Totals | 200 | 24-60 | 2-10 | 18-27 | 53 | 16 | 6 | 28 | 8 | 9 | 68 |

Halftime: MTSU 29, UK 28; FG%: UK 40.0, MTSU 36.9; 3FG%: UK 20.0, MTSU 33.3; FT%: UK 66.7, MTSU 64.3; Officials: Felicia Grinter, Erica Bradley, Bruce Norris. Techs: None.

Game 32

Kentucky 84, James Madison 76
March 26, 2008 • Lexington, Ky.
Memorial Coliseum • Att: 1,703
WNIT Third Round

| JMU | MP | FG | 3FG | FT | R | F | A | TO | B | S | TP |
|----------|-----|-------|-------|-------|-------|----|---|----|---|---|----|
| Stokes | 24 | 2-2 | 0-0 | 1-1 | 3-4 | 1 | 0 | 3 | 0 | 0 | 5 |
| Hamner | 20 | 1-3 | 1-3 | 0-0 | 1-0 | 5 | 0 | 0 | 0 | 0 | 3 |
| Young | 38 | 10-27 | 1-3 | 7-10 | 5-12 | 3 | 5 | 3 | 1 | 0 | 28 |
| Uqdah | 15 | 1-2 | 0-0 | 0-0 | 1-3 | 1 | 1 | 1 | 0 | 0 | 2 |
| Lawrence | 20 | 1-3 | 1-3 | 0-0 | 0-0 | 4 | 0 | 1 | 0 | 0 | 3 |
| Brown | 31 | 4-8 | 0-0 | 2-2 | 6-2 | 1 | 1 | 1 | 3 | 1 | 10 |
| Evans | 37 | 8-23 | 7-18 | 0-0 | 0-2 | 4 | 1 | 3 | 0 | 0 | 23 |
| Jimenez | 5 | 0-4 | 0-0 | 0-0 | 1-1 | 2 | 0 | 0 | 1 | 0 | 0 |
| Taylor | 10 | 1-2 | 0-0 | 0-0 | 1-1 | 3 | 0 | 0 | 0 | 0 | 2 |
| Team | | | | | 5 | | | | | | |
| Totals | 200 | 28-74 | 10-27 | 10-13 | 20-28 | 24 | 8 | 12 | 5 | 1 | 76 |

| Kentucky | MP | FG | 3FG | FT | R | F | A | TO | B | S | TP |
|----------|-----|-------|------|-------|-------|----|----|----|----|---|----|
| Dunlap | 30 | 6-10 | 0-0 | 0-2 | 7-5 | 1 | 1 | 3 | 1 | 1 | 12 |
| Elliott | 16 | 4-9 | 0-0 | 0-0 | 0-2 | 2 | 1 | 1 | 5 | 0 | 8 |
| Chowning | 36 | 3-7 | 2-4 | 6-9 | 1-6 | 0 | 3 | 2 | 0 | 1 | 14 |
| Mahoney | 37 | 9-23 | 5-8 | 7-9 | 0-2 | 1 | 2 | 1 | 1 | 2 | 30 |
| Bowman | 33 | 1-3 | 0-0 | 1-2 | 1-2 | 2 | 3 | 0 | 1 | 0 | 3 |
| Ormerod | 4 | 0-1 | 0-0 | 0-0 | 1-1 | 0 | 0 | 0 | 0 | 0 | 0 |
| Roddy | 22 | 4-7 | 0-0 | 2-2 | 1-2 | 2 | 0 | 0 | 0 | 0 | 10 |
| Watkins | 8 | 0-1 | 0-0 | 0-0 | 0-0 | 0 | 0 | 0 | 0 | 0 | 0 |
| Franklin | 14 | 1-5 | 1-1 | 4-6 | 1-4 | 4 | 2 | 2 | 2 | 0 | 7 |
| Team | | | | | 7 | | | | 1 | | |
| Totals | 200 | 28-66 | 8-13 | 20-30 | 15-28 | 12 | 12 | 10 | 10 | 4 | 84 |

Halftime: UK 37, JMU 32; FG%: UK 42.4, JMU 37.8; 3FG%: UK 61.5, JMU 37.0; FT%: UK 66.7, JMU 76.9; Officials: Tina Napier, Laura Morris, Felicia Grinter. Techs: None.

Game 33

Marquette 69, Kentucky 64
March 30, 2008 • Lexington, Ky.
Memorial Coliseum • Att: 2,102
WNIT Quarterfinals

| Marquette | MP | FG | 3FG | FT | R | F | A | TO | B | S | TP |
|-------------|-----|-------|------|-------|----|----|---|----|---|---|----|
| Kovalenko | 30 | 0-7 | 0-0 | 3-4 | 5 | 4 | 1 | 2 | 1 | 1 | 3 |
| Mellen | 19 | 0-2 | 0-0 | 2-2 | 2 | 3 | 0 | 1 | 0 | 0 | 2 |
| Robinson | 29 | 5-13 | 0-2 | 3-5 | 4 | 4 | 2 | 5 | 1 | 1 | 13 |
| Harris | 22 | 1-3 | 0-0 | 2-2 | 3 | 0 | 1 | 1 | 0 | 1 | 4 |
| Ellis | 38 | 11-25 | 5-10 | 13-14 | 4 | 2 | 1 | 5 | 4 | 0 | 40 |
| Monfre | 25 | 1-3 | 1-3 | 0-2 | 4 | 0 | 0 | 1 | 0 | 1 | 3 |
| Lam | 5 | 0-0 | 0-0 | 0-0 | 1 | 2 | 0 | 1 | 0 | 0 | 0 |
| Fiedorowicz | 15 | 1-4 | 0-0 | 0-0 | 3 | 4 | 0 | 1 | 0 | 2 | 2 |
| Throrwer | 17 | 1-1 | 0-0 | 0-0 | 4 | 2 | 0 | 1 | 0 | 0 | 2 |
| Team | | | | | 9 | | | | | | |
| Totals | 200 | 20-58 | 6-15 | 23-29 | 38 | 24 | 4 | 18 | 6 | 6 | 69 |

| Kentucky | MP | FG | 3FG | FT | R | F | A | TO | B | S | TP |
|----------|-----|-------|-----|-------|----|----|----|----|---|---|----|
| Dunlap | 37 | 6-13 | 0-1 | 2-9 | 10 | 2 | 0 | 2 | 1 | 0 | 14 |
| Elliott | 20 | 2-4 | 0-0 | 0-0 | 4 | 2 | 0 | 1 | 5 | 1 | 4 |
| Chowning | 37 | 3-8 | 2-4 | 0-0 | 5 | 4 | 2 | 5 | 0 | 4 | 8 |
| Mahoney | 33 | 2-12 | 0-1 | 11-15 | 4 | 2 | 4 | 3 | 1 | 0 | 15 |
| Bowman | 28 | 1-3 | 0-1 | 2-2 | 3 | 4 | 1 | 3 | 1 | 1 | 4 |
| Ormerod | 12 | 2-3 | 0-1 | 3-4 | 0 | 2 | 1 | 2 | 0 | 0 | 7 |
| Roddy | 18 | 2-2 | 0-0 | 5-5 | 2 | 2 | 1 | 1 | 0 | 0 | 9 |
| Watkins | 4 | 1-2 | 1-1 | 0-0 | 1 | 1 | 0 | 1 | 0 | 0 | 3 |
| Franklin | 11 | 0-1 | 0-0 | 0-0 | 0 | 1 | 0 | 2 | 0 | 0 | 0 |
| Team | | | | | 7 | | | | | | |
| Totals | 200 | 19-48 | 3-9 | 23-25 | 36 | 19 | 10 | 20 | 8 | 7 | 64 |

Halftime: MU 36, UK 31; FG%: UK 39.6, MU 34.5; 3FG%: UK 33.3, MU 40.0; FT%: UK 65.7, MU 79.3; Officials: Dawn Marsh, Carol Comanita, Erika Bradley. Techs: None.



DEPARTED SENIORS

#2 Chelsea Chowning • G • 6-0 • Berea, Ky. (Xavier/Lexington Catholic HS)



After playing two years at Xavier, was accepted into UK's prestigious College of Pharmacy in 2005 ... Took a break from pharmacy school after a year and a half and traveled to Germany in spring 2007 to play amateur club basketball ... Literally walked in Coach Mitchell's office a few weeks before practice started and asked if she could play for him for her final season of eligibility ... Despite playing just one season at UK, will be most remembered for her outstanding leadership on and off the court ... Played in 32 of 33 games in 2007-08 with 15 starts, including 11 straight ... Averaged 5.9 points and 3.3 rebounds ... Scored in double-figures four times, including a career-high tying 14 points vs. James Madison in the second

round of the WNIT ... Averaged 11.7 points and 5.3 rebounds in the three WNIT games ... Earned first UK start vs. Florida Atlantic (11/18/07) ... Impressive showing off the bench against Florida in UK's SEC opener, nailing 2-of-3 three-pointers and scoring seven points in 19 minutes ... Also had three rebounds, two blocks, two steals and took a key charge in the final minutes to help UK seal the two-point victory over the Gators ... Despite playing just eight minutes vs. Auburn, came off the bench to record six points, including a pivotal three-pointer and 3-of-4 free throws to help the Cats pull off the upset in Memorial ... Named UK's first SEC Scholar Athlete of the Year after earning a 4.00 grade point average in pharmacy school ... Also became UK's first Academic All-American when she was named to the 2008 ESPN The Magazine Academic All-America third team as selected by the College Sports Information Directors of America (CoSIDA) ... Named to the Dean's List and UK's Athletics Director Honor Roll as well for her perfect GPA ... Won the CATSPY for Female Scholar-Athlete of the Year ... Set to graduate in 2010 with a doctorate in pharmacy.



| CAREER HIGHS | |
|-----------------|--------------------------------------------|
| Points: | 14, twice, last vs. James Madison, 3-26-08 |
| FGM: | 5 vs. Vanderbilt 2-14-08 |
| FGA: | 9 vs. James Madison 3-26-08 |
| FTM: | 6 vs. James Madison, 3-26-08 |
| FTA: | 9 vs. James Madison, 3-26-08 |
| 3FGM: | 4 vs. Vanderbilt 2-14-08 |
| 3FGA: | 9 vs. Ole Miss 2-7-08 |
| O-Rebounds: | 4, 2x Last vs. Arkansas 2-24-08 |
| D-Rebounds: | 6, twice, last vs. James Madison, 3-26-08 |
| Total Rebounds: | 7, 3x, last vs. James Madison, 3-26-08 |
| Assists: | 5 vs. LSU 3-8-08 |
| Blocks: | 2, twice, Last vs. Vanderbilt 2-14-08 |
| Steals: | 4, twice, vs. Marquette 3-30-08 |
| Minutes: | 41 vs. MTSU 3-21-08 |

| MISC. CAREER STATS | |
|-----------------------------------|---|
| Times in Double Figures (Points): | 4 |
| Times in Double Figures (Rebs.): | - |
| Double-Doubles: | - |
| Led UK in scoring: | 1 |
| Led UK in rebounding: | 3 |



| CAREER STATS | | | | | | | | | | | | | | | | |
|--------------|-------|----------|---------|------|---------|------|--------|------|---------|---------|-------|----|----|-----|----|---------|
| Year | GP-GS | MIN | FG-FGA | PCT | 3FG-FGA | PCT | FT-FTA | PCT | OFF-DEF | TOT/AVG | PF-FO | A | TO | BLK | ST | PTS/AVG |
| 03-04 XU | 28-4 | n/a | 28-97 | .288 | 11-59 | .186 | 20-30 | .666 | 4-45 | 49/1.75 | 27-0 | 19 | 23 | 4 | 17 | 87/3.1 |
| 04-05 (XU) | 24-0 | n/a | 18-56 | .321 | 11-39 | .282 | 6-13 | .461 | 5-22 | 27/0.08 | 12 | 27 | 17 | 4 | 7 | 53/2.2 |
| 2007-08 | 32-15 | 721/22.5 | 56-169 | .331 | 26-86 | .302 | 52-75 | .693 | 32-73 | 105/3.3 | 32-0 | 41 | 39 | 10 | 27 | 190/5.9 |
| Career | 84-19 | n/a | 102-322 | .316 | 48-184 | .260 | 78-118 | .661 | 41-140 | 181/2.1 | 71 | 87 | 79 | 18 | 51 | 3303.9 |

UK HOOPS KENTUCKY OUTLOOK WILDcats STAFF REVIEW RECORDS HISTORY HONORS OPPONENTS MEDIA INFO

DEPARTED SENIORS

#20 Chanté Bowman • G/F • 5-11 • Detroit, Mich. (Cass Tech HS)



Chanté Bowman will be most remembered as the consummate team player ... Saw action at every position in her four-year career ... Extremely effective at combating size disadvantages because of her versatility and defensive intensity ... Played in 128 games with 106 career starts, including the final 12 games of her career ... Holds career averages of 3.2 points and 2.7 rebounds per game ... Helped lead UK to an overtime win against Middle Tennessee in the second round of

the WNIT in 2008, recording a season-high seven points, six rebounds and three steals in the game ... Scored a career-high 12 points four times, the last coming against Tennessee State on Dec. 22, 2005 ... Charted one career double-double with 11 points and a career-high 11 rebounds vs. Ole Miss on Jan. 16, 2005 ... Named to UK's prestigious Frank Ham Society of Character which is given to UK student-athletes for exceptional commitment to academic excellence, athletic participation, and personal development, being a role model, and career preparation ... Two-time SEC Academic Honor Roll selection ... Named UK's State Farm Scholar-Athlete of the Month for March 2008 ... Graduated in May, 2008 with a degree in communication ... Chosen as one of 53 candidates for Nike's "So you want to be a coach" program held at the 2008 women's Final Four in Tampa, Fla.



CAREER HIGHS

| | |
|-----------------|--------------------------------------------|
| Points: | 12, 4x, Last vs. Tenn. State 12-22-05 |
| FGM: | 6 vs. Tennessee State 12-22-05 |
| FGA: | 10 vs. North Carolina A&T 12-6-05 |
| FTM: | 9 vs. Ole Miss 1-16-05 |
| FTA: | 12 vs. Ole Miss 1-16-05 |
| 3FGM: | 1 vs. Stetson 11-22-05 |
| 3FGA: | 2 vs. Stetson 11-22-05 |
| O-Rebounds: | 5, 3x, Last vs. Georgetown 12-8-05 |
| D-Rebounds: | 6, 3x, Last vs. North Carolina A&T 12-6-05 |
| Total Rebounds: | 11 vs. Ole Miss 1-16-05 |
| Assists: | 9 vs. Auburn 1-21-07 |
| Blocks: | 2, 4x, Last vs. USC-Upstate 11-10-07 |
| Steals: | 4 vs. Michigan 12-8-07 |
| Minutes: | 38 vs. Alabama 1-9-05 |

MISC. CAREER STATS

| | |
|-----------------------------------|---|
| Times in Double Figures (Points): | 6 |
| Times in Double Figures (Rebs.): | 1 |
| Double-Doubles: | 1 |
| Led UK in scoring: | 1 |
| Led UK in rebounding: | 3 |



CAREER STATS

| Year | GP-GS | MIN | FG-FGA | PCT | 3FG-FGA | PCT | FT-FTA | PCT | OFF-DEF | TOT/AVG | PF-FO | A | TO | BLK | ST | PTS/AVG |
|---------------|----------------|------------------|----------------|-------------|-------------|-------------|----------------|-------------|----------------|----------------|--------------|------------|------------|-----------|-----------|----------------|
| 2004-05 | 31-27 | 630/20.3 | 51-127 | .402 | 0-0 | .000 | 49-58 | .845 | 46-75 | 121/3.9 | 79-2 | 28 | 30 | 8 | 22 | 151/4.9 |
| 2005-06 | 31-31 | 512/16.5 | 35-126 | .278 | 1-8 | .125 | 12-22 | .545 | 41-38 | 79/2.5 | 50-0 | 34 | 36 | 8 | 18 | 83/2.7 |
| 2006-07 | 34-33 | 646/19.0 | 45-117 | .385 | 0-4 | .000 | 28-42 | .667 | 34-41 | 75/2.2 | 62-1 | 58 | 37 | 8 | 20 | 118/3.5 |
| 2007-08 | 32-15 | 464/14.5 | 19-80 | .238 | 0-6 | .000 | 18-28 | .643 | 16-54 | 70/2.2 | 44-0 | 30 | 44 | 11 | 16 | 56/1.8 |
| Career | 128-106 | 2252/17.6 | 150-450 | .333 | 1-18 | .056 | 107-150 | .713 | 137-208 | 345/2.7 | 235-3 | 150 | 147 | 35 | 76 | 408/3.2 |

DEPARTED SENIORS

#4 Sarah Elliott • C • 6-4 • McKee, Ky. (Jackson County HS)



Sarah Elliott will be most remembered as a fan favorite and one of the most outstanding (and tallest) post players to ever don the Blue and White ... Played in a school-record 132 games with 99 starts, including 24 straight ... Helped lead UK to a postseason tournament in each of her four seasons as a Wildcat ... Ended her illustrious career ranked sixth on UK's all-time scoring list with 1,502 points ... Climbed to No. 5 on the rebounding chart with 800 rebounds ... One of only four Wildcats in school history to chart 800 or more rebounds in a career ... Is UK's all-time leading blocker as she holds the school record for blocks in a game (tied with 6), season (56 in 2007-08) and career (195) ... Ranks fourth on the career field goal percentage list, shooting 53.8 percent ... Is third all-time in field goals made (657) and sixth in field goals attempted (1,221) ... Recorded 12 double-doubles in her career, including three as a senior ... Had 12 games with 20 or more points, including a career-high 26 vs. Delaware as a junior ... Four-time All-SEC second team selection ... Two-time All-SEC honorable mention by The Associated Press ... SEC All-Freshman Team (2004-05) ... SEC Player of the Week (Jan. 17, 2005) ... Named to three All-Tournament teams (Odwal-la Classic, Wells Fargo New Year's Classic and Pepperdine Thanksgiving Classic - MVP) ... Holds career averages of 11.4 points, 6.1 rebounds and 1.4 blocks per game while shooting 53.8 percent from the field ... Top 10 finalist for the Lowe's Senior CLASS Award in women's basketball, an award that exemplifies a total student-athlete ... Named to the UK Dean's List in the spring of 2007 ... SEC Academic Honor Roll selection as a senior ... Graduated in December 2007, a semester early, with a degree in family and consumer science ... Active member of UK's "Cats That Care" community service program.



CAREER HIGHS

| | |
|-----------------|----------------------------------|
| Points: | 26 vs. Delaware 11-24-06 |
| FGM: | 12 vs. Delaware 11-24-06 |
| FGA: | 18, 2x Last vs. Ole Miss 2-7-08 |
| FTM: | 6, 2x Last vs. Alabama 2-17-08 |
| FTA: | 7, 2x, Last vs. Florida 2-5-06 |
| 3FGM: | 0 |
| 3FGA: | 0 |
| O-Rebounds: | 7 vs. Indiana 11-12-06 |
| D-Rebounds: | 12 vs. Ole Miss 1-14-07 |
| Total Rebounds: | 18 vs. Ole Miss 1-14-07 |
| Assists: | 4, 4x, Last vs. Arkansas 2-18-07 |
| Blocks: | 6 vs. North Carolina A&T 12-6-05 |
| Steals: | 2, 4x, Last vs. LSU, 3-8-078 |
| Minutes: | 41 vs. Georgia 2-15-07 |

MISC. CAREER STATS

| | |
|-----------------------------------|----|
| Times in Double Figures (Points): | 71 |
| Times in Double Figures (Rebs.): | 13 |
| Double-Doubles: | 12 |
| Led UK in scoring: | 5 |
| Led UK in rebounding: | 27 |



CAREER STATS

| Year | GP-GS | MIN | FG-FGA | PCT | 3FG-FGA | PCT | FT-FTA | PCT | OFF-DEF | TOT/AVG | PF-FO | A | TO | BLK | ST | PTS/AVG |
|---------------|---------------|------------------|-----------------|-------------|------------|-------------|----------------|-------------|----------------|----------------|--------------|------------|------------|------------|-----------|------------------|
| 2004-05 | 34-11 | 674/19.8 | 149-267 | .558 | 0-0 | .000 | 56-83 | .675 | 63-122 | 185/5.4 | 95-3 | 13 | 70 | 49 | 11 | 354/10.4 |
| 2005-06 | 31-26 | 712/23.0 | 149-273 | .546 | 0-1 | .000 | 49-73 | .671 | 74-109 | 183/5.9 | 83-2 | 34 | 53 | 40 | 13 | 347/11.2 |
| 2006-07 | 34-33 | 861/25.3 | 208-372 | .559 | 0-0 | .000 | 44-69 | .638 | 81-156 | 237/7.0 | 90-1 | 26 | 57 | 50 | 10 | 460/13.5 |
| 2007-08 | 32-29 | 754/22.8 | 151-309 | .489 | 0-0 | .000 | 39-52 | .750 | 75-120 | 195/5.9 | 87-1 | 29 | 61 | 56 | 16 | 341/10.3 |
| Career | 132-99 | 3001/22.7 | 657-1221 | .538 | 0-1 | .000 | 188-277 | .679 | 293-507 | 800/6.1 | 355-7 | 102 | 241 | 195 | 50 | 1502/11.4 |

UK HOOPS
KENTUCKY
OUTLOOK
WILDCATS
START
REVIEW
RECORDS
HISTORY
HONORS
OPPONENTS
MEDIA INFO

DEPARTED SENIORS

#11 Samantha Mahoney • G • 5-10 • Detroit, Mich. (West Bloomfield HS)



Samantha Mahoney will be most remembered as a fierce offensive threat that possessed a beautiful shot and sweet penetration moves ... Played in a school-record 132 games with 121 starts ... Helped lead UK to a postseason tournament in each of her four seasons as a Wildcat ... Became the 25th member of UK's 1,000-point club as a junior and climbed to No. 3 UK's all-time scoring list with 1,601 points ... Holds career averages of 12.1 points and 3.1 rebounds per game ... Ranks fifth on the career charts with 113 three-point field goals made and 355 attempted ... Scored in double figures 86 times in her career and was either the team's No. 1 or 2 scorer since her freshman season in 2003-04 ... Led the Cats in scoring as a senior with

13.6 points per game, including 12.1 ppg in SEC play ... Scored 20-plus points 13 times in her career, including a career-high 30 points vs.

James Madison in the second round of the 2008 WNIT ... Three-time All-SEC second team selection ...

Three-time All-SEC honorable mention by The Associated Press ...

Named to the SEC All-Freshman

Team (2004-05) ... SEC Player of the Week (2005) ... Named to the

Pepperdine Thanksgiving Classic All-Tournament Team (2005) ...

Graduated in May, 2008 with a double-major in finance and business accounting ... Three-time SEC Academic Honor Roll honoree ...

Named to the 2007-08 ESPN The Magazine Academic All-District ballot ... Nominated as one of the top

30 seniors for the Lowe's Senior CLASS award ... Served as UK

Hoops' outreach representative as a senior and was named to the SEC

Good Works Team for her service to the community.



CAREER HIGHS

| | |
|-----------------|-------------------------------------------|
| Points: | 30 vs. James Madison 3-26-08 |
| FGM: | 10, 2x Last vs. Florida 1-10-08 |
| FGA: | 23 vs. James Madison 3-26-08 |
| FTM: | 9 vs. Ball State 3-19-07 |
| FTA: | 15 vs. Marquette 3-30-08 |
| 3FGM: | 5, 3x, last vs. Marquette 3-30-08 |
| 3FGA: | 10 vs. Stetson 11-22-05 |
| O-Rebounds: | 5, 2x, Last vs. Delaware 11-24-06 |
| D-Rebounds: | 9 vs. Indiana State 11-25-05 |
| Total Rebounds: | 12 vs. South Carolina 2-24-05 |
| Assists: | 7, 3x, Last vs. Washington State 11-10-06 |
| Blocks: | 3, 2x, Last vs. Alabama State 12-8-06 |
| Steals: | 4, 4x, Last vs. Florida 1-10-08 |
| Minutes: | 48 vs. Mississippi State 1-25-07 |

MISC. CAREER STATS

| | |
|-----------------------------------|----|
| Times in Double Figures (Points): | 86 |
| Times in Double Figures (Rebs.): | 2 |
| Double-Doubles: | 1 |
| Led UK in scoring: | 39 |
| Led UK in rebounding: | 8 |



CAREER STATS

| Year | GP-GS | MIN | FG-FGA | PCT | 3FG-FGA | PCT | FT-FTA | PCT | OFF-DEF | TOT/AVG | PF-FO | A | TO | BLK | ST | PTS/AVG |
|---------------|----------------|------------------|-----------------|-------------|----------------|-------------|----------------|-------------|----------------|----------------|--------------|------------|------------|-----------|------------|------------------|
| 2004-05 | 34-27 | 924/27.2 | 127-296 | .429 | 17-38 | .447 | 91-145 | .628 | 37-72 | 109/3.2 | 59-0 | 67 | 84 | 17 | 30 | 362/10.6 |
| 2005-06 | 31-27 | 942/30.4 | 134-346 | .387 | 25-97 | .258 | 77-103 | .748 | 21-60 | 81/2.6 | 58-0 | 75 | 93 | 11 | 38 | 370/11.9 |
| 2006-07 | 34-344 | 1041/30.6 | 148-388 | .381 | 31-107 | .290 | 94-136 | .691 | 40-81 | 121/3.6 | 60-1 | 86 | 92 | 23 | 40 | 421/12.4 |
| 2007-08 | 33-33 | 1112/33.7 | 151-406 | .372 | 40-113 | .354 | 106-161 | .658 | 23-77 | 100/3.0 | 46-0 | 74 | 80 | 6 | 32 | 448/13.6 |
| Career | 132-121 | 4019/30.4 | 560-1436 | .390 | 113-355 | .318 | 368-545 | .675 | 121-290 | 411/3.1 | 223-1 | 302 | 349 | 57 | 140 | 1601/12.1 |

INTENSITY

“Championship teams show great **intensity** and that to me means they are **passionate** about playing the game and they will not let down until they **achieve** their ultimate goal of winning.”

#5 • SOPHOMORE
CARLY MORROW

RECORDS

ENTUCA

YEAR-BY-YEAR TEAM STATISTICS

| Season | G | FG-FGA | FG% | 3FG-3FGA | 3FG% | FT-FTA | FT% | Reb-Avg | PF-D | A | TO | BS | St | Pts | Avg |
|----------------|----|-----------|------|----------|------|---------|------|-----------|--------|-----|-----|-----|-----|------|------|
| 1977-78 | | | | | | | | | | | | | | | |
| UK | 35 | 1096-2550 | 43.0 | -- | -- | 541-859 | 63.0 | 1426-40.7 | 747-- | 480 | 794 | -- | -- | 2733 | 78.0 |
| Opp. | 35 | 1012-2537 | 40.0 | -- | -- | 509-780 | 65.2 | 1186-33.9 | 793-- | 362 | 686 | -- | -- | 2533 | 72.4 |
| 1978-79 | | | | | | | | | | | | | | | |
| UK | 29 | 798-1870 | 42.7 | -- | -- | 400-598 | 66.9 | 1223-42.2 | 600-18 | 390 | 721 | 72 | 279 | 1996 | 68.4 |
| Opp. | 20 | 791-1806 | 43.8 | -- | -- | 396-616 | 64.3 | 1094-37.7 | 540-16 | 425 | 594 | 96 | 278 | 1978 | 68.2 |
| 1979-80 | | | | | | | | | | | | | | | |
| UK | 29 | 983-2049 | 48.0 | -- | -- | 455-681 | 66.8 | 1413-48.7 | 656-25 | 509 | 583 | 107 | 280 | 2421 | 83.5 |
| Opp. | 29 | 738-1815 | 40.7 | -- | -- | 459-684 | 67.1 | 935-32.2 | 603-30 | 320 | 576 | 83 | 225 | 1908 | 65.8 |
| 1980-81 | | | | | | | | | | | | | | | |
| UK | 31 | 1004-2013 | 49.8 | -- | -- | 486-701 | 69.3 | 1340-43.2 | 665-23 | 590 | 595 | 116 | 344 | 2494 | 80.4 |
| Opp. | 31 | 816-1986 | 41.0 | -- | -- | 417-625 | 66.7 | 1136-36.6 | 674-23 | 399 | 628 | 65 | 255 | 2049 | 66.0 |
| 1981-82 | | | | | | | | | | | | | | | |
| UK | 32 | 1045-2140 | 48.8 | -- | -- | 454-667 | 68.0 | 1377-43.0 | 544-10 | 665 | 574 | 97 | 268 | 2544 | 79.5 |
| Opp. | 32 | 963-2198 | 43.8 | -- | -- | 317-500 | 63.4 | 1225-38.2 | 636-21 | 584 | 572 | 115 | 233 | 2243 | 70.0 |
| 1982-83 | | | | | | | | | | | | | | | |
| UK | 28 | 929-1813 | 51.2 | -- | -- | 477-669 | 71.3 | 1169-41.7 | 509-12 | 536 | 522 | 87 | 235 | 2335 | 83.4 |
| Opp. | 28 | 800-1844 | 43.4 | -- | -- | 373-532 | 70.1 | 1007-36.0 | 620-34 | 390 | 555 | 58 | 212 | 1973 | 70.5 |
| 1983-84 | | | | | | | | | | | | | | | |
| UK | 28 | 897-1747 | 51.3 | -- | -- | 328-416 | 78.8 | 984-35.1 | 547-20 | 511 | 578 | 68 | 243 | 2122 | 75.8 |
| Opp. | 28 | 814-1800 | 45.2 | -- | -- | 378-562 | 67.2 | 995-35.5 | 490-14 | 390 | 502 | 45 | 234 | 2006 | 71.6 |



The 1981-82 team posted a 24-8 overall record and captured the SEC Tournament title for the first and only time in school history.

| Season | G | FG-FGA | FG% | 3FG-3FGA | 3FG% | FT-FTA | FT% | Reb-Avg | PF-D | A | TO | BS | St | Pts | Avg |
|----------------|----|----------|------|----------|------|---------|------|-----------|--------|-----|-----|-----|-----|------|------|
| 1984-85 | | | | | | | | | | | | | | | |
| UK | 28 | 802-1728 | 46.4 | -- | -- | 358-274 | 75.5 | 1083-38.7 | 511-12 | 409 | 558 | 95 | 269 | 1962 | 70.0 |
| Opp. | 28 | 747-1722 | 43.0 | -- | -- | 366-507 | 72.2 | 993-35.5 | 477-12 | 314 | 536 | 60 | 223 | 1860 | 66.4 |
| 1985-86 | | | | | | | | | | | | | | | |
| UK | 29 | 987-1926 | 51.2 | -- | -- | 349-481 | 72.7 | 1103-38.0 | 497-14 | 575 | 596 | 101 | 341 | 2323 | 80.1 |
| Opp. | 29 | 864-1840 | 46.9 | -- | -- | 312-479 | 65.1 | 1027-35.4 | 473-16 | 430 | 640 | 71 | 258 | 2040 | 70.3 |
| 1986-87 | | | | | | | | | | | | | | | |
| UK | 28 | 841-1732 | 48.6 | -- | -- | 351-471 | 74.5 | 1101-39.3 | 465-6 | 461 | 558 | 88 | 272 | 2033 | 72.6 |
| Opp. | 28 | 764-1784 | 42.8 | -- | -- | 349-528 | 66.1 | 994-35.5 | 483-17 | 407 | 494 | 78 | 264 | 1877 | 67.0 |
| 1987-88 | | | | | | | | | | | | | | | |
| UK | 29 | 863-1954 | 44.2 | 54-150 | 36.0 | 368-511 | 72.0 | 1196-41.2 | 566-19 | 478 | 528 | 82 | 253 | 2148 | 74.1 |
| Opp. | 29 | 880-1988 | 44.3 | 50-147 | 34.0 | 433-646 | 67.0 | 1252-43.2 | 533-15 | 494 | 495 | 109 | 304 | 2243 | 77.3 |
| 1988-89 | | | | | | | | | | | | | | | |
| UK | 28 | 802-1822 | 44.0 | 78-210 | 37.1 | 384-555 | 69.2 | 1094-39.1 | 556-12 | 391 | 572 | 62 | 275 | 2066 | 73.8 |
| Opp. | 28 | 814-1825 | 44.6 | 39-131 | 29.8 | 426-634 | 67.2 | 1212-43.3 | 532-15 | 375 | 576 | 75 | 280 | 2093 | 74.8 |
| 1989-90 | | | | | | | | | | | | | | | |
| UK | 31 | 971-2084 | 46.6 | 38-128 | 29.7 | 560-853 | 65.7 | 1340-43.2 | 621-14 | 567 | 603 | 78 | 372 | 2540 | 81.9 |
| Opp. | 31 | 767-1906 | 40.2 | 90-224 | 40.2 | 419-645 | 65.0 | 1277-41.2 | 728-34 | 433 | 790 | 92 | 279 | 2043 | 65.9 |
| 1990-91 | | | | | | | | | | | | | | | |
| UK | 29 | 861-2024 | 42.5 | 134-401 | 33.4 | 476-697 | 68.3 | 1314-45.3 | 568-6 | 427 | 575 | 97 | 382 | 2332 | 80.4 |
| Opp. | 29 | 769-1868 | 41.2 | 69-219 | 31.5 | 425-655 | 64.9 | 1231-42.4 | 593-13 | 428 | 649 | 67 | 316 | 2032 | 70.1 |
| 1991-92 | | | | | | | | | | | | | | | |
| UK | 30 | 753-1816 | 41.5 | 157-466 | 33.7 | 543-782 | 69.4 | 1177-39.2 | 588-- | 319 | 594 | 71 | 314 | 2206 | 73.5 |
| Opp. | 30 | 818-1919 | 42.6 | 101-313 | 32.3 | 432-641 | 67.4 | 1278-42.6 | 618-- | 396 | 603 | 85 | 305 | 2169 | 72.3 |
| 1992-93 | | | | | | | | | | | | | | | |
| UK | 28 | 719-1802 | 39.9 | 134-502 | 30.7 | 342-519 | 65.9 | 1173-41.9 | 555-2 | 353 | 518 | 71 | 324 | 1934 | 69.1 |
| Opp. | 28 | 600-1574 | 38.1 | 77-277 | 27.8 | 398-601 | 66.2 | 1127-40.3 | 502-- | 278 | 640 | 73 | 282 | 1675 | 59.8 |
| 1993-94 | | | | | | | | | | | | | | | |
| UK | 28 | 786-1918 | 41.0 | 156-464 | 33.6 | 453-656 | 69.1 | 1195-42.7 | 610-0 | 434 | 526 | 76 | 345 | 2181 | 77.9 |
| Opp. | 28 | 703-1695 | 41.5 | 144-417 | 34.5 | 457-668 | 68.4 | 1179-42.1 | 571-- | 378 | 666 | 98 | 254 | 2007 | 71.7 |
| 1994-95 | | | | | | | | | | | | | | | |
| UK | 28 | 682-1753 | 38.9 | 164-548 | 29.9 | 310-464 | 66.8 | 1100-39.3 | 502-3 | 346 | 457 | 61 | 271 | 1838 | 65.6 |
| Opp. | 28 | 628-1555 | 40.4 | 108-387 | 27.9 | 394-568 | 69.4 | 1106-39.5 | 480-- | 315 | 552 | 56 | 220 | 1758 | 62.8 |
| 1995-96 | | | | | | | | | | | | | | | |
| UK | 27 | 605-1496 | 40.4 | 127-416 | 30.5 | 335-479 | 69.9 | 984-36.4 | 425-9 | 370 | 546 | 28 | 213 | 1672 | 61.9 |
| Opp. | 27 | 708-1631 | 43.4 | 140-378 | 37.0 | 301-421 | 71.5 | 987-36.6 | 432-- | 414 | 460 | 70 | 254 | 1857 | 68.8 |
| 1996-97 | | | | | | | | | | | | | | | |
| UK | 27 | 602-1491 | 40.4 | 107-318 | 33.6 | 346-490 | 70.6 | 974-36.1 | 530-12 | 363 | 586 | 35 | 216 | 1657 | 61.4 |
| Opp. | 27 | 679-1599 | 42.5 | 102-326 | 31.3 | 377-536 | 70.3 | 1013-37.5 | 463-- | 354 | 503 | 69 | 288 | 1937 | 68.0 |
| 1997-98 | | | | | | | | | | | | | | | |
| UK | 28 | 661-1550 | 42.6 | 91-291 | 31.3 | 361-545 | 66.2 | 1020-36.4 | 585-14 | 345 | 732 | 90 | 251 | 1774 | 63.4 |
| Opp. | 28 | 675-1636 | 41.3 | 95-341 | 27.9 | 462-693 | 66.7 | 1065-38.0 | 492-- | 370 | 626 | 68 | 288 | 1907 | 68.1 |

| Season | G | FG-FGA | FG% | 3FG-3FGA | 3FG% | FT-FTA | FT% | Reb-Avg | PF-D | A | TO | BS | St | Pts | Avg |
|------------------|----|----------|------|----------|------|---------|------|-----------|--------|-----|-----|-----|-----|------|------|
| 1998-99 | | | | | | | | | | | | | | | |
| UK | 32 | 858-1935 | 44.3 | 136-392 | 34.7 | 514-805 | 63.9 | 1280-40.0 | 698-21 | 465 | 622 | 115 | 277 | 2366 | 73.9 |
| Opp. | 32 | 761-1897 | 40.1 | 125-428 | 29.2 | 565-817 | 69.2 | 1195-37.3 | 647-- | 281 | 609 | 82 | 236 | 2212 | 69.1 |
| 1999-2000 | | | | | | | | | | | | | | | |
| UK | 29 | 756-1718 | 44.0 | 99-315 | 31.4 | 309-501 | 61.7 | 1052-36.3 | 560-16 | 374 | 595 | 130 | 317 | 1920 | 66.2 |
| Opp. | 29 | 654-1661 | 39.4 | 98-359 | 27.3 | 383-566 | 67.7 | 1101-38.0 | 484-- | 313 | 651 | 71 | 220 | 1789 | 61.7 |
| 2000-01 | | | | | | | | | | | | | | | |
| UK | 27 | 644-1601 | 40.2 | 48-178 | 27.0 | 304-478 | 63.6 | 932-34.5 | 553-22 | 306 | 588 | 56 | 270 | 1640 | 60.7 |
| Opp. | 27 | 756-1600 | 47.3 | 110-334 | 32.9 | 432-618 | 69.9 | 1050-38.9 | 453-- | 415 | 543 | 83 | 251 | 2054 | 76.1 |
| 2001-02 | | | | | | | | | | | | | | | |
| UK | 29 | 748-1713 | 43.7 | 97-320 | 30.3 | 275-439 | 62.6 | 991-34.2 | 549-13 | 412 | 612 | 63 | 331 | 1868 | 64.4 |
| Opp. | 29 | 743-1681 | 44.2 | 127-400 | 31.8 | 412-621 | 66.3 | 1077-37.1 | 424-- | 209 | 611 | 76 | 273 | 2025 | 69.8 |
| 2002-03 | | | | | | | | | | | | | | | |
| UK | 27 | 671-1581 | 42.4 | 158-416 | 38.0 | 277-404 | 68.6 | 979-36.3 | 513-15 | 329 | 529 | 91 | 219 | 1777 | 65.8 |
| Opp. | 27 | 688-1686 | 40.8 | 154-463 | 33.3 | 381-570 | 66.8 | 1064-39.4 | 398-- | 392 | 444 | 88 | 234 | 1911 | 70.8 |
| 2003-04 | | | | | | | | | | | | | | | |
| UK | 28 | 675-1669 | 40.4 | 121-391 | 30.9 | 392-533 | 73.5 | 1035-37.0 | 483-11 | 483 | 457 | 52 | 201 | 1863 | 66.5 |
| Opp. | 28 | 709-1701 | 41.7 | 154-543 | 28.4 | 332-490 | 67.8 | 1086-38.8 | 517-- | 338 | 465 | 110 | 172 | 1904 | 68.0 |
| 2004-05 | | | | | | | | | | | | | | | |
| UK | 34 | 867-1969 | 44.0 | 162-475 | 34.1 | 452-631 | 71.6 | 1334-39.2 | 532-7 | 406 | 553 | 125 | 223 | 2348 | 69.1 |
| Opp. | 34 | 788-2044 | 38.6 | 173-554 | 31.2 | 395-581 | 68.0 | 1204-35.4 | 564-- | 372 | 518 | 117 | 231 | 2144 | 63.1 |
| 2005-06 | | | | | | | | | | | | | | | |
| UK | 31 | 774-1834 | 42.2 | 149-433 | 34.4 | 438-636 | .689 | 1284-41.4 | 530-8 | 424 | 525 | 135 | 195 | 2135 | 68.9 |
| Opp. | 31 | 702-1836 | 38.2 | 128-454 | 28.2 | 387-569 | .680 | 1073-34.6 | 563-- | 327 | 487 | 133 | 231 | 1919 | 61.9 |
| 2006-07 | | | | | | | | | | | | | | | |
| UK | 34 | 888-2091 | 42.5 | 155-524 | 29.6 | 461-685 | 67.4 | 1400-41.2 | 596-12 | 455 | 545 | 152 | 227 | 2392 | 70.4 |
| Opp. | 34 | 760-2032 | 37.4 | 133-438 | 30.4 | 463-647 | 71.6 | 1243-36.6 | 616-- | 328 | 555 | 116 | 230 | 2116 | 62.2 |
| 2007-08 | | | | | | | | | | | | | | | |
| UK | 33 | 721-1908 | 37.8 | 124-420 | 29.5 | 458-714 | 64.1 | 1319-40.0 | 566-3 | 350 | 581 | 141 | 205 | 2024 | 61.3 |
| Opp. | 33 | 756-1970 | 38.4 | 143-460 | 31.1 | 410-617 | 66.5 | 1265-38.8 | 615-- | 337 | 542 | 115 | 237 | 2065 | 62.6 |

Note: Complete team statistics not available before the 1977-78 season.



The 2005-06 team finished fourth in the SEC, UK's highest finish in 23 years, advanced to the second round of the NCAA Tournament for the first time in seven years and charted the most wins (22) in 16 years.

SCORING

Team Records

Most Points Scored

Half: 64 vs. Miami (2/8/86, 2nd half) and Nebraska (3/13/99, 2nd half)

Game: 121 vs. Kentucky State (11/24/89)

By an Opponent: 110 vs. Tennessee (1/21/01)

Game (both teams): 210 - UK 108 vs. Miami (Ohio) 102 OT (12/21/02)

Home Floor: 121 vs. Kentucky State (11/24/89)

Opponent's Floor: 107 @ Detroit (12/28/83)

Season: 2,733 (1977-78) (35 games)

In a Losing Game: 94 @ Ohio State (1/7/92)

Largest Halftime Lead: 35 vs. Nicholls State [60-25] (12/21/04)

Largest Deficit Overcome to Win a Game:

17 - Trailing 38-21 (2:29 - 1st Half) vs. Oregon State (73-70) (11/25/04)

Highest Scoring Average

Season: 83.5 (1979-80) [2,421 in 29 games]

Fewest Points Scored

Game: 38, twice, last vs. Tennessee (1/21/01)

Season: 1,657 (1996-97) [27 games]

Half by an Opponent: 9 vs. Charleston So. (12/10/04)

Both Teams: 88 (UK 43 @ Arkansas 45) (1/23/93)

Allowed in a Season: 2,054 (2000-01) [27 games]

Allowed in a Game: 25 vs. Lexington Merchants (12/3/74)

Margin of Victory: 77-UK 121 vs. Kentucky State 44 (11/24/89)

Worst Defeat: 72 - UK 38 vs. Tennessee 110 (1/21/01)

Individual Records

Points Scored

Game: 42, Valerie Still vs. Charleston (12/19/82)

Season: 794, Valerie Still (1981-1982)

Career: 2,763, Valerie Still (1979-83)

Highest Scoring Average

Season (min. 20 games): 25.5, Pam Browning (1976-77)

Career (min. 40 games): 23.2, Valerie Still (1979-83)

Career Leaders

Scoring Average

| Player | Career | G | Pts | Avg |
|-------------------|---------|-----|-------|------|
| 1. Valerie Still | 1979-83 | 119 | 2,763 | 23.2 |
| 2. Leslie Nichols | 1982-86 | 111 | 1,797 | 18.2 |
| 3. Pam Browning | 1974-78 | n/a | 1,598 | 14.9 |
| 4. Bebe Croley | 1984-88 | 94 | 1,399 | 14.2 |
| 5. SeSe Helm | 2000-04 | 108 | 1,487 | 13.8 |
| 6. Sara Potts | 2001-05 | 117 | 1,563 | 13.4 |
| 7. Stacey Reed | 1991-95 | 114 | 1,482 | 13.0 |

Single-Season Leaders

Points

| Player | Season | G | Avg | Pts |
|-------------------|---------|----|------|-----|
| 1. Valerie Still | 1981-82 | 32 | 24.8 | 794 |
| 2. Valerie Still | 1982-83 | 28 | 25.0 | 700 |
| 3. Pam Browning | 1976-77 | 26 | 25.5 | 663 |
| 4. Valerie Still | 1979-80 | 29 | 22.1 | 641 |
| 5. Valerie Still | 1980-81 | 30 | 20.9 | 628 |
| 6. Sara Potts | 2001-05 | 33 | 15.6 | 530 |
| 7. Stacey Reed | 1993-94 | 28 | 18.2 | 509 |
| 8. Leslie Nichols | 1984-85 | 27 | 18.4 | 497 |
| 9. Leslie Nichols | 1983-84 | 27 | 18.4 | 496 |
| 10. Bebe Croley | 1986-87 | 28 | 17.7 | 495 |

By a Freshman:

Valerie Still 1979-80 29 22.1 641

By a Sophomore:

Valerie Still 1980-81 30 20.9 628

By a Junior:

Valerie Still 1980-82 28 26.6 746

By a Senior:

Valerie Still 1982-83 28 25.0 700

Scoring Average

| Player | Season | G | Pts | Avg |
|-------------------|---------|----|-----|------|
| 1. Pam Browning | 1976-77 | 26 | 663 | 25.5 |
| 2. Valerie Still | 1982-83 | 28 | 700 | 25.0 |
| 3. Valerie Still | 1981-82 | 32 | 794 | 24.8 |
| 4. Valerie Still | 1979-80 | 29 | 641 | 22.1 |
| 5. Valerie Still | 1980-81 | 31 | 628 | 20.9 |
| 6. Leslie Nichols | 1984-85 | 27 | 497 | 18.4 |
| Leslie Nichols | 1983-84 | 27 | 496 | 18.4 |
| 8. Stacey Reed | 1993-94 | 28 | 509 | 18.2 |
| 9. Bebe Croley | 1986-87 | 28 | 495 | 17.7 |
| 10. SeSe Helm | 2001-02 | 29 | 492 | 17.0 |
| 11. Sara Potts | 2003-04 | 28 | 469 | 16.8 |

Game Leaders

Points

| Player, Opponent (Date) | Pts |
|-------------------------------------------------|-----|
| 1. Valerie Still vs. Charleston (12/19/82) | 42 |
| 2. Valerie Still vs. Florida (2/20/82) | 41 |
| 3. Bebe Croley vs. Morehead State (12/20/87) | 40 |
| 4. Valerie Still vs. Indiana (12/6/80) | 39 |
| 5. Valerie Still vs. Indiana (12/15/79) | 38 |
| Valerie Still vs. Ohio State (12/2/82) | 38 |
| Valerie Still @ Rutgers (2/16/83) | 38 |
| 8. Valerie Still vs. Indiana State (1/17/81) | 37 |
| 9. Pam Browning vs. Central Mo. and ECU (76-77) | 35 |
| Pam Browning vs. Eastern Kentucky (76-77) | 35 |
| Valerie Still @ Georgia (2/6/82) | 35 |
| Valerie Still @ Murray State (12/10/80) | 35 |

By a Freshman:

Valerie Still vs. Indiana (12/15/79)38

By a Sophomore:

Valerie Still vs. Indiana (12/6/80)39

By a Junior:

Valerie Still vs. Florida (2/20/82)41

By a Senior:

Valerie Still vs. Charleston (12/19/82)42

Most Points in First Varsity Game (Since 1979-80)

| Player, Opponent (Date) | Pts |
|---------------------------------------------------|-----|
| 1. Maria Donhoff vs. n/a (1977-78) | 20 |
| Laura Meadows @ Indiana (11/18/97) | 20 |
| 3. Valerie Still at Cincinnati (12/1/79) | 18 |
| 4. Carly Ormerod vs. IUPUI (11/18/05) | 17 |
| 5. Mary Custard vs. American (11/25/88) | 14 |
| 6. Pattresa Leonard vs. Kentucky State (11/24/89) | 13 |
| 7. Debbie Hoskins vs. Louisville (11/27/87) | 12 |
| Josh Mills vs. Kentucky State (11/24/89) | 12 |
| 9. Tracye Davis vs. Louisville (11/27/87) | 11 |
| Carly Morrow vs. USC-Upstate (11/10/07) | 11 |



The last Wildcat to score 40 points or more in a single game was Bebe Croley. She tallied a career-high 40 points vs. Morehead State on Dec. 20, 1987.



Samantha Maboney scored 1,601 points in her four-year career (2005-08), climbing all the way to No. 3 on UK's all-time scoring list.

YEAR-BY-YEAR SCORING — TOTAL POINTS LEADERS

| Year | Player | Cl | Pos. | G | Pts | Avg. |
|-----------|-----------------------|----|------|----|-----|------|
| 1974-75 | Pam Browning | FR | C | 26 | 297 | 11.4 |
| 1975-76 | Pam Browning | SO | C | 20 | 268 | 13.4 |
| 1976-77 | Pam Browning | JR | C | 26 | 663 | 25.5 |
| 1977-78 | Maria Donhoff | FR | G | 33 | 413 | 12.5 |
| 1978-79 | Liz Lukschu | SO | C | 29 | 400 | 14.8 |
| 1979-80 | Valerie Still | FR | C | 29 | 641 | 22.1 |
| 1980-81 | Valerie Still | SO | C | 31 | 628 | 20.9 |
| 1981-82 | Valerie Still | JR | C | 32 | 794 | 24.8 |
| 1982-83 | Valerie Still | SR | C | 28 | 700 | 25.0 |
| 1983-84 | Leslie Nichols | SO | F | 27 | 496 | 18.4 |
| 1984-85 | Leslie Nichols | JR | F | 27 | 497 | 18.4 |
| 1985-86 | Leslie Nichols | SR | F | 29 | 486 | 16.7 |
| 1986-87 | Bebe Croley | JR | F | 28 | 495 | 17.7 |
| 1987-88 | Bebe Croley | SR | F | 23 | 402 | 17.5 |
| 1988-89 | Kristi Cushenberry | FR | G/F | 28 | 361 | 12.9 |
| 1989-90 | Vanessa Foster-Sutton | SR | C | 31 | 388 | 12.5 |
| 1990-91 | Stacy McIntyre | JR | F | 29 | 434 | 15.0 |
| 1991-92 | Stacy McIntyre | SR | F | 30 | 483 | 16.1 |
| 1992-93 | Jocelyn Mills | SR | C | 28 | 432 | 15.4 |
| 1993-94 | Stacey Reed | JR | G | 28 | 509 | 18.2 |
| 1994-95 | Stacey Reed | SR | G | 28 | 387 | 13.8 |
| 1995-96 | Shaunda Roberts | SO | F | 27 | 481 | 17.8 |
| 1996-97 | Shaunda Roberts | JR | F | 24 | 182 | 13.0 |
| 1997-98 | Jaye Barnes | JR | F | 28 | 411 | 14.7 |
| 1998-99 | Tiffany Wait | JR | G | 32 | 437 | 13.7 |
| 1999-2000 | LaTonya McDole | SO | F | 29 | 335 | 11.6 |
| 2000-01 | LaTonya McDole | JR | F | 27 | 345 | 12.8 |
| 2001-02 | Selia "SeSe" Helm | SO | C | 29 | 492 | 17.0 |
| 2002-03 | Rita Adams | SR | G | 25 | 340 | 13.6 |
| 2003-04 | Sara Potts | JR | G/F | 28 | 469 | 16.8 |
| 2004-05 | Sara Potts | SR | G/F | 33 | 530 | 15.6 |
| 2005-06 | Sam Mahoney | SO | G | 31 | 370 | 11.9 |
| 2006-07 | Sarah Elliott | JR | C | 34 | 460 | 13.5 |
| 2007-08 | Sam Mahoney | SR | G | 33 | 448 | 13.6 |

ADDITIONAL RECORDS

All-Time Record: 559-431 (.564) [34 years]
All-Time SEC Record: 109-194 (.359) [26 years]
Most SEC Wins in a Season: 9 (2005-06)
All-Time SEC Tournament Record: 20-29 (.408)
All-Time NCAA Tournament Record: 4-6 (.400)
Memorial Coliseum Record: 299-132 (69.3%) [33 years]
Rupp Arena Record: 20-12 (62.5) [33 years]
Home Attendance Record: 10,622 vs. Old Dominion (2/5/83)
 [Memorial Coliseum]; 13,689 vs. Tennessee (1/26/06)
 [Rupp Arena]
Most Wins in a Season: 25 (1980-81) [6 losses]
Consecutive Wins in a Season: 11 (1982-83)
Consecutive Regular-Season SEC Wins: 4 (1991-92 & 2005-06)
Consecutive Home Court Wins: 31 (1980-82)
Consecutive Road Wins: 6 (1976-77); 1991 (Feb. 6-Dec.7)
Consecutive SEC Road Wins: 4 (2005-06)
Most Losses in a Season: 21 (2000-01)
Most Consecutive Losses in a Season: 13 (2001-02)
Consecutive Home Court Defeats: 8 (2001-02)
Most Games Played in a Season: 35 (1997-78) [23-12]
Most Games Played in a Career: 132, Sarah Elliott and Samantha Mahoney (2005-08)

ALL-TIME LEADING SCORERS - VARSITY CAREER (1,000-POINT CLUB)

| Player (Position) | Years | Seasons | Points | Games | Average |
|----------------------------|-------|-----------|--------|-------|---------|
| 1. Valerie Still (C) | 4 | 1979-83 | 2,763 | 119 | 23.2 |
| 2. Leslie Nichols (F) | 4 | 1982-86 | 1,797 | 111 | 18.2 |
| 3. Samantha Mahoney (G) | 4 | 2005-08 | 1,601 | 132 | 12.1 |
| 4. Pam Browning (C) | 4 | 1974-78 | 1,598 | 107 | 14.9 |
| 5. Sara Potts (G/F) | 4 | 2001-05 | 1,563 | 117 | 13.4 |
| 6. Sarah Elliott (C) | 4 | 2005-08 | 1,502 | 132 | 11.4 |
| 7. Elisabeth Lukschu (C) | 4 | 1977-81 | 1,488 | 119 | 12.5 |
| 8. Selia "SeSe" Helm (C) | 4 | 2000-04 | 1,487 | 108 | 13.8 |
| 9. Stacey Reed (G) | 4 | 1991-95 | 1,482 | 114 | 13.0 |
| 10. Tiffany Wait (G) | 5 | 1995-2000 | 1,445 | 122 | 11.8 |
| 11. Jodie Whitaker (G) | 4 | 1985-89 | 1,433 | 111 | 12.9 |
| 12. Kristi Cushenberry (G) | 4 | 1988-92 | 1,358 | 118 | 11.5 |
| 13. Belitta Croley (F) | 4 | 1984-88 | 1,339 | 94 | 14.2 |
| 14. Stacy McIntyre (F) | 4 | 1988-92 | 1,215 | 116 | 10.5 |
| 15. Maria Donhoff (G) | 4 | 1977-81 | 1,187 | 121 | 9.8 |
| 16. LaTonya McDole (F) | 4 | 1998-2002 | 1,180 | 117 | 10.1 |
| 17. Lea Wise (G) | 4 | 1979-83 | 1,179 | 120 | 9.8 |
| 18. Patty Jo Hedges (G) | 4 | 1979-83 | 1,176 | 120 | 9.8 |
| 19. Jocelyn Mills (C) | 4 | 1989-93 | 1,170 | 103 | 11.4 |
| 20. Karen Mosley (F) | 4 | 1982-86 | 1,135 | 109 | 10.4 |
| 21. Janet Timperman (G) | 4 | 1975-79 | 1,080 | N/A | N/A |
| 22. Tedra Eberhart (G) | 4 | 1990-94 | 1,071 | 113 | 9.5 |
| 23. Kim Denkins (C) | 4 | 1994-98 | 1,057 | 107 | 9.9 |
| 24. Debbie Miller (G) | 4 | 1983-87 | 1,031 | 109 | 8.5 |
| 25. Laura Meadows (F) | 3 | 1997-2000 | 1,024 | 89 | 11.5 |
| 26. Sandy Harding (G) | 4 | 1983-87 | 1,023 | 111 | 9.2 |

QUICKEST 1,000 POINTS (BY GAMES PLAYED)

| Name | Years | Games to | | Opponent | Total Points | Total Games |
|-------------------|---------|----------|----------|------------------|--------------|-------------|
| | | 1,000 | Date | | | |
| 1. Valerie Still | 1979-83 | 44 | 1/27/81 | Eastern Kentucky | 2,763 | 119 |
| 2. Leslie Nichols | 1982-86 | 66 | 12/29/84 | Old Dominion | 1,797 | 111 |
| 3. Selia Helm | 2000-04 | 73 | 2/9/03 | Vanderbilt | 1,487 | 108 |



Valerie Still scored over 1,000 points in just 44 games as a Wildcat, becoming the all-time leading scorer midway through her junior season. She was often mobbed after games for autographs.

FIELD GOALS

Team Records

Field Goals Made

Game: 53 vs. Kentucky State (11/24/89)

Season: 1,096 (1977-78)

Field Goals Attempted

Game: 101 vs. Marshall (2/1/78)

Season: 2,550 (1977-78)

Field Goal Percentage

First Half: .755 vs. Marshall (11/22/85) [25-of-34]

Second Half: .833 vs. Alabama (2/7/87) [20-of-24]

Game: .741 vs. Alabama (2/7/87) [35-of-49]

Season: .513 (1983-84) [897-of-1,747]

By an Opponent in a Season: .473 (2000-01) [756-of-1,600]

Individual Records

Field Goals Made

Game: 18, Valerie Still @ Florida (2/20/82)

Season: 329, Valerie Still (1981-82)

Career: 1,118, Valerie Still (1979-83)

Field Goals Attempted

Game: 29, Pam Browning @ Central Missouri (12/18/76)

Season: 565, Valerie Still (1981-82)

Career: 1,931, Valerie Still (1979-83)

Field Goal Percentage

Game (min. 10 made): 1.000, Lisa Collins vs. LSU (3/3/84) [10-of-10]

Season (min. 100 att.): .617, Liz Lukschu (1979-80) [169-of-275]

Career (min. 400 att.): .586, Liz Lukschu (1977-81) [686-of-999]

Career Leaders

Field Goals Made

| Player | Seasons | G | FGA | FGM |
|----------------------|---------|-----|-------|-------|
| 1. Valerie Still | 1979-83 | 123 | 1,931 | 1,118 |
| 2. Leslie Nichols | 1982-86 | 111 | 1,448 | 757 |
| 3. Sarah Elliott | 2005-08 | 132 | 1,221 | 657 |
| 4. SeSe Helm | 2000-04 | 108 | 1,195 | 590 |
| 5. Elisabeth Lukschu | 1977-81 | 119 | 999 | 586 |
| 6. Jodie Whitaker | 1985-89 | 111 | 1,317 | 571 |
| 7. Belitta Croley | 1984-88 | 94 | 1,148 | 569 |
| 8. Sam Mahoney | 2005-08 | 132 | 1,436 | 560 |
| 9. Sara Potts | 2001-05 | 117 | 1,389 | 552 |
| 10. Stacey Reed | 1991-95 | 114 | 1,318 | 512 |

Field Goals Attempted

| Player | Seasons | G | FGM | FGA |
|-------------------|-----------|-----|-------|-------|
| 1. Valerie Still | 1979-83 | 123 | 1,118 | 1,931 |
| 2. Leslie Nichols | 1982-86 | 111 | 757 | 1,448 |
| 3. Sam Mahoney | 2005-08 | 132 | 560 | 1,436 |
| 4. Sara Potts | 2001-05 | 117 | 552 | 1,389 |
| 5. Stacey Reed | 1991-95 | 114 | 512 | 1,318 |
| 6. Jodie Whitaker | 1985-89 | 111 | 571 | 1,317 |
| 7. Sarah Elliott | 2005-08 | 132 | 657 | 1,221 |
| 8. SeSe Helm | 2000-04 | 108 | 590 | 1,195 |
| 9. Belitta Croley | 1984-88 | 94 | 569 | 1,148 |
| 10. Tiffany Wait | 1995-2000 | 122 | 467 | 1,142 |

Field Goal Percentage (min. 400 attempts)

| Player | Seasons | FGM | FGA | Pct |
|-------------------|---------|-------|-------|------|
| 1. Liz Lukschu | 1977-81 | 586 | 999 | .587 |
| 2. Valerie Still | 1979-83 | 1,118 | 1,931 | .578 |
| 3. Debbie Miller | 1983-87 | 396 | 699 | .560 |
| 4. Sarah Elliott | 2005-08 | 657 | 1,221 | .538 |
| 5. Leslie Nichols | 1982-86 | 757 | 1,448 | .523 |
| 6. J. Humphrey | 2003-07 | 365 | 714 | .511 |
| 7. Karen Mosley | 1982-86 | 470 | 909 | .510 |
| 8. Lisa Collins | 1980-84 | 415 | 815 | .509 |
| 9. SeSe Helm | 2000-04 | 590 | 1,195 | .494 |

Single-Season Leaders

Field Goals Made

| Player | Season | G | FGA | FGM |
|-------------------|---------|----|-----|-----|
| 1. Valerie Still | 1981-82 | 32 | 565 | 329 |
| 2. Valerie Still | 1982-83 | 28 | 456 | 273 |
| 3. Valerie Still | 1980-81 | 30 | 447 | 260 |
| 4. Valerie Still | 1979-80 | 29 | 463 | 256 |
| 5. Belitta Croley | 1987-88 | 23 | 409 | 209 |
| 6. Sarah Elliott | 2006-07 | 34 | 372 | 208 |

By a Freshman:

256 Valerie Still (463 atts.) 1979-80

By a Sophomore:

260 Valerie Still (447 atts.) 1980-81

By a Junior:

329 Valerie Still (565 atts.) 1981-82

By a Senior:

273 Valerie Still (456 atts.) 1982-83

Field Goals Attempted

| Player | Season | G | FGM | FGA |
|-------------------|---------|----|-----|-----|
| 1. Valerie Still | 1981-82 | 32 | 329 | 565 |
| 2. Valerie Still | 1979-80 | 29 | 256 | 463 |
| 3. Valerie Still | 1982-83 | 28 | 273 | 456 |
| 4. Valerie Still | 1980-81 | 30 | 260 | 447 |
| 5. Sara Potts | 2004-05 | 34 | 186 | 446 |
| 6. Sara Potts | 2003-04 | 28 | 166 | 429 |
| 7. Leslie Nichols | 1984-85 | 27 | 211 | 423 |

By a Freshman:

463 Valerie Still (made 256) 1979-80

By a Sophomore:

447 Valerie Still (made 260) 1980-81

By a Junior:

565 Valerie Still (made 329) 1981-82

By a Senior:

456 Valerie Still (made 273) 1982-83

Field Goal Percentage (min. 150 attempts)

| Player | Season | FGM | FGA | Pct |
|---------------------|---------|-----|-----|------|
| 1. Liz Lukschu | 1979-80 | 169 | 275 | 61.7 |
| 2. Debbie Miller | 1985-86 | 138 | 229 | 60.3 |
| 3. Liz Lukschu | 1980-81 | 161 | 268 | 60.0 |
| 4. Valerie Still | 1982-83 | 273 | 456 | 59.9 |
| 5. V. Foster-Sutton | 1989-90 | 143 | 243 | 58.8 |
| 6. Debbie Miller | 1986-87 | 161 | 275 | 58.5 |
| 7. Valerie Still | 1981-82 | 329 | 565 | 58.2 |
| 8. Valerie Still | 1980-81 | 260 | 447 | 58.1 |
| 9. Jaye Barnes | 1998-99 | 115 | 202 | 56.9 |
| 10. Liz Lukschu | 1978-79 | 156 | 275 | 56.7 |

By a Freshman:

55.8 Sarah Elliott (149-of-267) 2004-05

By a Sophomore:

58.1 Valerie Still (260-of-447) 1980-81

By a Junior:

61.7 Liz Lukschu (169-of-275) 1979-80

By a Senior:

60.0 Liz Lukschu (161-of-268) 1980-81

Single-Game Leaders

Field Goals Made

| Player, Opponent (Date) | FGM |
|--------------------------------------|-----|
| 1. Valerie Still @ Florida (2/20/82) | 18 |

Field Goals Attempted

| Player, Opponent (Date) | FGA |
|-----------------------------------------------|-----|
| 1. Pam Browning @ Central Missouri (12/18/76) | 29 |
| 2. Stacey Reed @ Florida (1/4/94) | 28 |
| Stacey Reed @ Ohio State (12/4/94) | 28 |

Field Goal Percentage (min. 10 attempts)

| Player, Opponent (Date) | Pct |
|---------------------------------------------|-------|
| 1. Lisa Collins vs. LSU (3/3/84) [10-of-10] | 100.0 |

YEAR-BY-YEAR FIELD GOAL PERCENTAGE LEADERS (MIN. 100 MADE)

| Year | Name | Class | Pos. | FG | FGA | Pct. |
|-----------|------------------|-------|------|-----|-----|------|
| 1977-78 | Liz Lukschu | Fr. | C | 100 | 182 | .550 |
| 1978-79 | Liz Lukschu | So. | C | 156 | 275 | .567 |
| 1979-80 | Liz Lukschu | Jr. | C | 169 | 274 | .617 |
| 1980-81 | Liz Lukschu | Sr. | C | 161 | 268 | .600 |
| 1981-82 | Valerie Still | Jr. | F/C | 329 | 565 | .582 |
| 1982-83 | Valerie Still | Sr. | F/C | 273 | 456 | .599 |
| 1983-84 | Leslie Nichols | So. | F | 208 | 379 | .549 |
| 1984-85 | Leslie Nichols | Jr. | F | 211 | 423 | .499 |
| 1985-86 | Debbie Miller | So. | C | 138 | 229 | .603 |
| 1986-87 | Debbie Miller | Jr. | C | 161 | 275 | .583 |
| 1987-88 | Belitta Croley | Jr. | F | 166 | 322 | .516 |
| 1988-89 | Pam Shrum | Sr. | F/C | 105 | 208 | .505 |
| 1989-90 | V. Foster-Sutton | Sr. | C | 143 | 243 | .588 |
| 1990-91 | Jocelyn Mills | So. | C | 136 | 279 | .487 |
| 1991-92 | Stacy McIntyre | Sr. | F | 162 | 337 | .481 |
| 1992-93 | Joceyln Mills | Sr. | C | 174 | 344 | .506 |
| 1993-94 | Tedra Eberhart | Sr. | G/F | 168 | 637 | .458 |
| 1994-95 | Stacey Reed | Sr. | G | 149 | 377 | .395 |
| 1995-96 | Kim Denkins | So. | C | 159 | 310 | .513 |
| 1996-97 | Tiffany Wait | So. | G | 118 | 271 | .435 |
| 1997-98 | Jaye Barnes | Jr. | F | 160 | 287 | .557 |
| 1998-99 | Jaye Barnes | Sr. | F | 115 | 202 | .569 |
| 1999-2000 | Laura Meadows | Jr. | F | 140 | 271 | .517 |
| 2000-01 | LaTonya McDole | Jr. | F | 140 | 292 | .479 |
| 2001-02 | SeSe Helm | So. | C | 198 | 388 | .510 |
| 2002-03 | SeSe Helm | Jr. | C | 122 | 251 | .486 |
| 2003-04 | SeSe Helm | Sr. | C | 155 | 310 | .500 |
| 2004-05 | Sarah Elliott | Fr. | C | 149 | 267 | .558 |
| 2005-06 | Sarah Elliott | So. | C | 149 | 273 | .546 |
| 2006-07 | Sarah Elliott | Jr. | C | 208 | 372 | .559 |
| 2007-08 | Sarah Elliott | Sr. | C | 151 | 309 | .538 |

JK HOOPS

KENTUCKY

OUTLOOK

WILDCATS

STATS

REVIEW

RECORDS

HISTORY

HONORS

OPONENTS

MEDIA INFO

THREE-POINT FIELD GOALS

Team Records

3-point Field Goals Made

Game: 13 vs. Detroit (12/1/94) [13-of-28] &
South Carolina (12/7/95) [13-of-25]

Half: 11 vs. Detroit (12/1/93) [11 of 19]

Season: 164, 1994-95 [164-of-548 in 28 games]

Both Teams in a Game: 20, UK [8-of-18] - Long Island [12-of-33],
12/15/02

3-point Field Goals Attempted

Game: 32 vs. UCLA (12/28/94) [8-of-32]

Season: 548, (1994-95) [164-of-548 in 28 games]

3-point Field Goal Percentage

Game (min. 8 made): 78.6 vs. Miami (Ohio) [11-of-14], 12/21/02

Season: .380 (2002-03) [158-of-416 in 27 games]

Individual Records

3-point Field Goals Made

Half: 5, Sara Potts vs. Chattanooga (3/20/05) [7-of-14]

Game: 7, Sara Potts vs. High Point (1/6/04) [7-of-12]; Chattanooga
(3/20/05) [7-of-14]

Season: 81, Sara Potts (2004-05) [81-of-223]

Career: 271, Sara Potts (2001-05) [271-of-719]

3-point Field Goals Attempted

Game: 17, Shaunda Roberts vs. South Carolina (1/24/96)
[5-of-17]

Season: 223, Sara Potts (2004-05) [81-223]

Career: 719, Sara Potts (2001-05) [271-of-719]

3-point Field Goal Percentage

Game (min. 10 att.): 60.0, Sara Potts vs. Alabama (2/23/03)
[6-of-10]; Tetra Eberhart vs. Detroit-Mercy (12/1/93) [6-of-10]

Season (min. 100 att.): .454, Sara Potts (2002-03)

[74-of-163]

Career (min. 200 att.): .397, Kristi Cushenberry (1988-92) [110-of-
277]

Career Leaders

3-point Field Goals Made

| Player | Years | Pct | 3FGA | 3FG |
|-----------------------|------------|------|------|-----|
| 1. Sara Potts | 2001-05 | .377 | 719 | 271 |
| 2. Stacey Reed | 1991-95 | .320 | 548 | 175 |
| 3. Jenny Pfeiffer | 2003-07 | .347 | 467 | 162 |
| 4. Tiffany Wait | 1995-2000 | .361 | 319 | 115 |
| 5. Sam Mahoney | 2005-08 | .318 | 355 | 113 |
| 6. Kristi Cushenberry | 1988-92 | .397 | 277 | 110 |
| 7. Shaundra Roberts | 1994-96 | .362 | 284 | 103 |
| 8. Natalie Martinez | 1996-2000 | .342 | 292 | 100 |
| 9. Christina Jansen | 1992-96 | .252 | 388 | 98 |
| 10. Mia Daniel | 1989-93 | .355 | 253 | 90 |
| 11. Carly Ormerod | 2006-Pres. | .351 | 251 | 88 |

3-point Field Goals Attempted

| Player | Years | Pct | 3FG | 3FGA |
|-----------------------|------------|------|-----|------|
| 1. Sara Potts | 2001-05 | .377 | 271 | 719 |
| 2. Stacey Reed | 1991-95 | .320 | 176 | 548 |
| 3. Jenny Pfeiffer | 2003-07 | .347 | 162 | 467 |
| 4. Christina Jansen | 1992-96 | .252 | 98 | 388 |
| 5. Sam Mahoney | 2005-08 | .318 | 113 | 355 |
| 6. Tiffany Wait | 1995-2000 | .361 | 115 | 319 |
| 7. Natalie Martinez | 1996-2000 | .342 | 100 | 292 |
| 8. Shaundra Roberts | 1994-96 | .362 | 103 | 284 |
| 9. Kristi Cushenberry | 1988-92 | .397 | 110 | 277 |
| 10. Mia Daniel | 1989-93 | .355 | 90 | 253 |
| 11. Carly Ormerod | 2006-Pres. | .351 | 88 | 251 |

3-pt Field Goal Percentage (min. 200 att.)

| Player | Years | 3FG | 3FGA | Pct |
|-----------------------|-----------|-----|------|------|
| 1. Kristi Cushenberry | 1988-92 | 110 | 277 | 39.7 |
| 2. Sara Potts | 2001-05 | 271 | 719 | 37.7 |
| 3. Jodie Whitaker | 1985-89 | 80 | 217 | 36.8 |
| 4. Shaundra Roberts | 1994-96 | 103 | 284 | 36.2 |
| 5. Tiffany Wait | 1995-2000 | 115 | 319 | 36.1 |
| 6. Chrissy Roberts | 1993-95 | 68 | 189 | 36.0 |
| 8. Mia Daniel | 1989-93 | 90 | 253 | 35.5 |

| | | | | |
|----------------------|------------|-----|-----|------|
| 7. Carly Ormerod | 2006-Pres. | 88 | 251 | 35.1 |
| 9. Jenny Pfeiffer | 2003-07 | 162 | 467 | 34.7 |
| 10. Natalie Martinez | 1996-2000 | 100 | 292 | 34.2 |

Single-Season Leaders

3-point Field Goals Made

| Player | Year | Pct | 3FGA | 3FG |
|--------------------|---------|------|------|-----|
| 1. Sara Potts | 2004-05 | .363 | 223 | 81 |
| 2. Sara Potts | 2002-03 | .454 | 163 | 74 |
| 3. Sara Potts | 2003-04 | .354 | 186 | 66 |
| 4. Stacey Reed | 1992-93 | .386 | 168 | 65 |
| 5. Shaunda Roberts | 1995-96 | .367 | 174 | 64 |
| 6. Jenny Pfeiffer | 2003-07 | .324 | 176 | 57 |
| 7. Jenny Pfeiffer | 2005-06 | .377 | 146 | 55 |
| 8. Sara Potts | 2001-02 | .340 | 147 | 50 |
| 9. Carly Ormerod | 2005-06 | .415 | 118 | 49 |
| 10. Jodie Whitaker | 1987-88 | .380 | 126 | 48 |

By a Freshman:

50 Sara Potts (147 atts.) 2001-02

By a Sophomore:

74 Sara Potts (163 atts.) 2002-03

By a Junior:

66 Sara Potts (186 atts.) 2003-04

By a Senior:

81 Sara Potts (223 atts.) 2004-05

3-point Field Goals Attempted

| Player | Year | Pct | 3FG | 3FGA |
|---------------------|---------|------|-----|------|
| 1. Sara Potts | 2004-05 | 36.3 | 81 | 223 |
| 2. Jenny Pfeiffer | 2006-07 | 32.4 | 57 | 176 |
| 3. Shaundra Roberts | 1995-96 | 36.8 | 64 | 174 |
| 4. Stacey Reed | 1992-93 | 38.7 | 65 | 168 |
| 5. Sara Potts | 2002-03 | 45.4 | 74 | 163 |
| 6. Christina Jansen | 1994-95 | 25.8 | 39 | 151 |

3-pt Field Goal Pct. (min. 100 att.)

| Player | Year | 3FG | 3FGA | Pct |
|---------------------|---------|-----|------|------|
| 1. Sara Potts | 2002-03 | 74 | 163 | 45.4 |
| 2. Tiffany Wait | 1998-99 | 46 | 110 | 41.8 |
| 3. Stacey Reed | 1992-93 | 65 | 168 | 38.7 |
| 4. Jodie Whitaker | 1987-88 | 48 | 126 | 38.1 |
| 5. Tetra Eberhart | 1993-94 | 38 | 101 | 37.6 |
| 6. Shaundra Roberts | 1995-96 | 64 | 174 | 36.8 |
| 7. Sara Potts | 2004-05 | 81 | 223 | 36.3 |
| 8. Chrissy Roberts | 1994-95 | 47 | 130 | 36.1 |
| 9. Sara Potts | 2003-04 | 66 | 186 | 35.5 |
| 10. Sam Mahoney | 2005-08 | 40 | 113 | 35.4 |

By a Freshman:

41.5 Carly Ormerod (49-118) 2005-06

By a Sophomore:

45.4 Sara Potts (74-163) 2002-03

By a Junior:

41.8 Tiffany Wait (46-100) 1998-99

By a Senior:

37.6 Tetra Eberhart (38-101) 1993-94

Single-Game Highs

3-point Field Goals Made

| Player | Opp (Date) | 3FGA | 3FG |
|----------------|-------------------------|------|-----|
| 1. Sara Potts | High Point (1/6/04) | 12 | 7 |
| | Chattanooga (3/20/05) | 14 | 7 |
| 2. Sara Potts | @ Alabama (2/23/03) | 10 | 6 |
| Jenny Pfeiffer | Long Island (12/15/02) | 8 | 6 |
| Tetra Eberhart | Detroit-Mercy (12/1/93) | 10 | 6 |
| Jenny Pfeiffer | Alabama (2/26/06) | 12 | 6 |
| | Florida (1/12/06) | 9 | 6 |

3-point Field Goals Attempted

| Player | Opp (Date) | 3FG | 3FGA |
|---------------------|-------------------------|-----|------|
| 1. Shaundra Roberts | So. Carolina (1/24/96) | 5 | 17 |
| 2. Sara Potts | Chattanooga (3/20/05) | 7 | 14 |
| 3. Shaundra Roberts | Marshall (2/8/96) | 3 | 13 |
| Shaundra Roberts | Auburn (3/1/96) | 4 | 13 |
| Stacey Reed | Western Ky. (12/10/93) | 5 | 13 |
| Jenny Pfeiffer | Oakland (3/15/07) | 5 | 13 |
| Sara Potts | High Point (1/6/04) | 7 | 12 |
| Sara Potts | Tennessee (1/29/04) | 5 | 12 |
| Rita Adams | at Auburn (2/6/03) | 4 | 12 |
| Mia Daniel | Auburn (1/16/93) | 4 | 12 |
| Jenny Pfeiffer | Alabama (2/26/06) | 6 | 12 |
| Jenny Pfeiffer | Old Dominion (11/18/06) | 5 | 12 |

Consecutive Games Scoring a 3-Point Field Goal

Season: 16, Sara Potts (2004-05)

Career: 20, Sara Potts (Jan. 6, 2004-Nov. 26, 2004)

YEAR-BY-YEAR THREE-POINT LEADERS (MIN. 20 MADE)

| Year | Name | Class | Pos. | 3FG | 3FGA | Pct. |
|-----------|--------------------|-------|------|-----|------|------|
| 1987-88 | Jodie Whitaker | Jr. | G | 48 | 126 | 38.1 |
| 1988-89 | Ruth Mountain | Jr. | G/F | 22 | 59 | 37.3 |
| 1989-90 | Kristi Cushenberry | So. | G | 22 | 51 | 43.1 |
| 1990-91 | Mia Daniel | So. | F | 20 | 50 | 40.0 |
| 1991-92 | Mia Daniel | Jr. | F | 28 | 75 | 37.3 |
| 1992-93 | Stacey Reed | So. | G | 65 | 168 | 38.7 |
| 1993-94 | Tetra Eberhart | Sr. | G/F | 38 | 101 | 37.6 |
| 1994-95 | Chrissy Roberts | So. | G | 47 | 130 | 36.2 |
| 1995-96 | Shaundra Roberts | So. | F | 64 | 174 | 36.8 |
| 1996-97 | Patrice Boyd | Fr. | F | 20 | 50 | 40.0 |
| 1997-98 | Laura Meadows | Fr. | G/F | 43 | 129 | 33.3 |
| 1998-99 | Tiffany Wait | Jr. | G | 46 | 110 | 41.8 |
| 1999-2000 | Natalie Martinez | Sr. | G | 28 | 67 | 41.8 |
| 2000-01 | Dasieka Hawthorne | Fr. | G | 20 | 71 | 28.2 |
| 2001-02 | Sara Potts | Fr. | G | 50 | 147 | 34.0 |
| 2002-03 | Sara Potts | So. | G | 74 | 163 | 45.4 |
| 2003-04 | Jenny Pfeiffer | So. | G | 29 | 78 | 37.2 |
| 2004-05 | Sara Potts | Sr. | G/F | 81 | 223 | 36.3 |
| 2005-06 | Carly Ormerod | Fr. | G | 49 | 118 | 41.5 |
| 2006-07 | Jenny Pfeiffer | Sr. | G | 57 | 176 | 32.4 |
| 2007-08 | Sam Mahoney | Sr. | G | 40 | 113 | 35.4 |

FREE THROWS

Team Records

Free Throws Made

Game: 33 vs. Louisville (2/19/92)
Season: 560 (1989-90)

Free Throws Attempted

Game: 50 vs. Louisville (2/19/92)
Season: 859 (1977-78)

Free Throw Percentage

Game (min. 10 att.): 1.000 vs. Morehead (1977);
 Chattanooga (3/20/04) [11-of-11]
Season: .778 (1983-84) [328-of-416]

Fewest Free Throws Attempted

Game: 1 @ Vanderbilt (1/19/03); vs. Drake (3/12/86)

Individual Records

Free Throws Made

Game: 14, Valerie Still vs. Charleston (12/19/82); Stacy McIntyre vs. Houston (11/30/91)
Season: 196, Pam Browning (1976-77)
Career: 527, Valerie Still (1979-83)

Free Throws Attempted

Game: 18, Erica Jackson vs. Ohio State (11/19/98)
Season: 263, Pam Browning (1976-77)
Career: 748, Valerie Still (1979-83)

Free Throw Percentage

Game (min. 10 att.): 1.000, (4 times), most by Stacy McIntyre vs. Houston (11/30/91) [14-of-14]; last by Lydia Watkins at South Alabama (12/30/07) [13-of-13]
Season (min. 75 att.): .887, Jenny Pfeiffer (2005-06) [94-of-106]
Career (min. 200 att.): .861, Jenny Pfeiffer (2003-07) [247-of-287]

Career Leaders

Free Throws Made

| Player | Seasons | G | FTA | FTM |
|------------------|---------|-----|-----|-----|
| 1. Valerie Still | 1979-83 | 119 | 748 | 527 |

Free Throws Attempted

| Player | Seasons | G | FTM | FTA |
|------------------|---------|-----|-----|-----|
| 1. Valerie Still | 1979-83 | 119 | 527 | 748 |

Free Throw Percentage (min. 200 att.)

| Player | Seasons | FTM | FTA | Pct |
|-------------------|---------|-----|-----|------|
| 1. Jenny Pfeiffer | 2003- | 247 | 287 | .861 |

Single-Season Leaders

Free Throws Made

| Player | Season | G | FTA | FTM |
|------------------|---------|----|-----|-----|
| 1. Pam Browning | 1976-77 | 26 | 263 | 196 |
| 2. Valerie Still | 1982-83 | 28 | 212 | 154 |
| 3. Valerie Still | 1981-82 | 32 | 199 | 136 |
| 4. Valerie Still | 1979-80 | 29 | 183 | 129 |
| 5. Pam Browning | 1977-78 | 35 | 160 | 112 |
| 6. Valerie Still | 1980-81 | 30 | 154 | 108 |
| 7. Sam Mahoney | 2005-08 | 33 | 161 | 106 |

Free Throws Attempted

| Player | Season | G | FTM | FTA |
|------------------|---------|----|-----|-----|
| 1. Pam Browning | 1976-77 | 26 | 196 | 263 |
| 2. Valerie Still | 1982-83 | 28 | 154 | 212 |
| 3. Valerie Still | 1981-82 | 32 | 136 | 199 |
| 4. Pam Browning | 1977-78 | 35 | 112 | 160 |
| 5. Valerie Still | 1980-81 | 30 | 108 | 154 |

Free Throw Percentage (min. 50 att.)

| Player | Season | FTM | FTA | Pct |
|--------------------|---------|-----|-----|------|
| 1. Jenny Pfeiffer | 2005-06 | 94 | 106 | .887 |
| 2. Sara Potts | 2004-05 | 49 | 58 | .865 |
| 3. Jenny Pfeiffer | 2006-07 | 69 | 80 | .863 |
| 4. SeSe Helm | 2001-02 | 62 | 72 | .861 |
| 5. Jenny Pfeiffer | 2003-04 | 51 | 60 | .850 |
| Kristi Cushenberry | 1988-89 | 85 | 100 | .850 |

| | | | | |
|---------------------|---------|----|-----|------|
| 7. Chanté Bowman | 2004-05 | 49 | 58 | .845 |
| 8. Jody Runge | 1983-84 | 42 | 50 | .840 |
| 9. Tiffany Wait | 1997-98 | 98 | 199 | .824 |
| 10. Shaunda Roberts | 1996-97 | 48 | 59 | .814 |

Consecutive Free Throws Made

| Player (Seasons) | FT |
|---------------------------------------------------|----|
| 1. Jenny Pfeiffer (over nine games) 2005-06 | 27 |
| 2. Debbie Miller (over seven games) 1986-87 | 26 |
| Jenny Pfeiffer (over five games) 2005-06 | 26 |
| 4. Diane Stephens (over 14 games) 1982-83 | 23 |
| 5. Sara Potts (over 15 games) 2004-05 | 22 |
| Jenny Pfeiffer (over 11 games) 2006-07 | 22 |
| 7. Stacy McIntyre (over four games) 1991-92 | 21 |
| 8. Lisa Collins (over five games) 1980-81 | 19 |
| Debbie Miller (over five games) 1986-87 | 19 |
| Lydia Watkins (over three games) 2007-08 | 19 |
| 11. Kristi Cushenberry (over seven games) 1991-92 | 17 |
| Kristi Cushenberry (over two games) 1991-92 | 17 |

Single-Game Leaders

Free Throws Made

| Player, Opponent (Date) | FTM |
|------------------------------------------------|-----|
| 1. Stacy McIntyre vs. Houston (11/30/92) | 14 |
| Valerie Still vs. Charleston (12/19/82) | 14 |
| 3. Pam Browning vs. Eastern Kentucky (1976-77) | 13 |
| Tiffany Wait at Miami (12/20/97) | 13 |
| Erica Jackson at Ohio State (11/19/98) | 13 |
| Tiffany Wait vs. Georgia (2/7/99) | 13 |
| Lydia Watkins at South Alabama (12/30/07) | 13 |
| 8. Debbie Miller vs. Tennessee (1/24/86) | 12 |
| Jodie Whitaker vs. Ohio (12/28/87) | 12 |
| Tracye Davis vs. Ole Miss (2/16/91) | 12 |

Free Throws Attempted

| Player, Opponent (Date) | FTA |
|----------------------------------------------|-----|
| 1. Erica Jackson at Ohio State (11/19/98) | 18 |
| 2. Liz Lukschu vs. Morehead (1/22/80) | 17 |
| Karen Moseley vs. Auburn (2/2/86) | 17 |
| 4. Pam Browning vs. Mt. St. Joseph (2/21/77) | 16 |
| Valerie Still vs. Charleston (12/19/82) | 16 |
| Debbie Miller vs. Tennessee (1/24/86) | 16 |

Free Throw Percentage (min. 10 attempts)

| Player, Opponent (Date) | Pct |
|-------------------------------------------------------|-------|
| 1. Stacey McIntyre vs. Houston (11/30/92) [14-of-14] | 100.0 |
| Jenny Pfeiffer vs. Xavier (12/10/03) [11-of-11] | 100.0 |
| Patty Jo Hedges vs. Cincinnati (11/27/82) [10-of-10] | 100.0 |
| Bebe Croley vs. Vanderbilt (3/4/88) [10-of-10] | 100.0 |
| Kristi Cushenberry vs. Ole Miss (2/23/92) [10-of-10] | 100.0 |
| Tiffany Wait vs. LSU (2/26/99) [10-of-10] | 100.0 |
| Lydia Watkins vs. South Alabama (12/30/07) [13-of-13] | 100.0 |

YEAR-BY-YEAR FREE THROW LEADERS (MIN. 50 ATT)

| Year | Name | Class | Pos. | FT | FTA | Pct. |
|-----------|--------------------|-------|------|-----|-----|------|
| 1977-78 | Linda Edelman | So. | G | 38 | 50 | .760 |
| 1978-79 | Liz Lukschu | So. | C | 88 | 122 | .721 |
| 1979-80 | Patty Jo Hedges | Fr. | G | 40 | 53 | .755 |
| 1980-81 | Lea Wise | So. | G | 39 | 51 | .764 |
| 1981-82 | Lea Wise | Jr. | G | 46 | 63 | .730 |
| 1982-83 | Lea Wise | Sr. | G | 62 | 77 | .805 |
| 1983-84 | Jody Runge | Sr. | C | 42 | 50 | .840 |
| 1984-85 | Sandy Harding | So. | G | 60 | 74 | .811 |
| 1985-86 | Leslie Nichols | Sr. | F | 70 | 87 | .804 |
| 1986-87 | Sandy Harding | Sr. | G | 49 | 67 | .802 |
| 1987-88 | Jodie Whitaker | Jr. | G | 80 | 92 | .870 |
| 1988-89 | Kristi Cushenberry | Fr. | G/F | 85 | 100 | .850 |
| 1989-90 | Kristi Cushenberry | So. | G/F | 66 | 91 | .725 |
| 1990-91 | Karen Killen | Fr. | G | 40 | 51 | .784 |
| 1991-92 | Stacy McIntyre | Sr. | F | 124 | 160 | .775 |
| 1992-93 | Stacey Reed | So. | G | 45 | 56 | .804 |
| 1993-94 | Tedra Eberhart | Sr. | G/F | 86 | 113 | .761 |
| 1994-95 | Stacey Reed | Sr. | G | 52 | 69 | .754 |
| 1995-96 | Shaunda Roberts | So. | F | 101 | 125 | .808 |
| 1996-97 | Shaunda Roberts | Jr. | F | 48 | 59 | .814 |
| 1997-98 | Tiffany Wait | So. | G/F | 98 | 119 | .824 |
| 1998-99 | Tiffany Wait | Jr. | G/F | 121 | 149 | .812 |
| 1999-2000 | Tiffany Wait | Sr. | G/F | 79 | 90 | .778 |
| 2000-01 | SeSe Helm | So. | C | 62 | 72 | .861 |
| 2001-02 | SeSe Helm | Jr. | C | 92 | 115 | .800 |
| 2002-03 | Rita Adams | Sr. | G | 55 | 73 | .753 |
| 2003-04 | Jenny Pfeiffer | So. | G | 51 | 60 | .850 |
| 2004-05 | Sara Potts | Sr. | G/F | 77 | 89 | .865 |
| 2005-06 | Jenny Pfeiffer | Jr. | G | 94 | 106 | .887 |
| 2006-07 | Jenny Pfeiffer | Sr. | G | 69 | 80 | .863 |
| 2007-08 | Amani Franklin | So. | G | 56 | 69 | .812 |



REBOUNDING

Team Records

Most Rebounds

Game: 66 vs. Rutgers (1/12/80); vs. National College (2/9/82)

Season: 1,426 (1977-78) [35 games]

By The Opponent: 1,265 (2007-08) [33 games]

Highest Rebounding Average

Season: 48.7 (1979-80) [1,413 in 29 games]

By An Opponent: 39.4 (2002-03) [1,064 in 27 games]

Highest Rebounding Margin

Season: +16.5 (1979-80)

Individual Records

Most Rebounds

Game: 27, Valerie Still vs. National College (2/9/82)

Season: 457, Valerie Still (1981-82)

Career: 1,525, Valerie Still (1979-83)

Highest Rebounding Average

Season: 16.8, Pam Browning (1974-75) [419 in 25 games]

Career: 12.8, Valerie Still (1979-83) [1,525 in 119 games]

Career Leaders

Rebounds

| Player | Seasons | G | Avg | Reb |
|----------------------|-----------|-----|------|-------|
| 1. Valerie Still | 1979-83 | 119 | 12.8 | 1,525 |
| 2. Jennifer Humphrey | 2003-07 | 129 | 7.5 | 964 |
| 3. Leslie Nichols | 1982-86 | 111 | 7.9 | 877 |
| 4. Sarah Elliott | 2005-08 | 132 | 6.1 | 800 |
| 5. Debra Oden | 1976-80 | 109 | 7.2 | 785 |
| 6. Kim Denkins | 1994-98 | 107 | 7.1 | 762 |
| 7. Liz Lukschu | 1977-81 | 119 | 6.1 | 722 |
| 8. LaTonya McDole | 1998-2002 | 116 | 6.1 | 711 |

| | | | | |
|-------------------|---------|-----|-----|-----|
| 9. Jocelyn Mills | 1989-93 | 103 | 6.8 | 703 |
| 10. Maria Donhoff | 1977-81 | 121 | 5.7 | 692 |

Rebounding Average

| Player | Seasons | G | Reb | Avg |
|----------------------|---------|-----|-------|------|
| 1. Valerie Still | 1979-83 | 119 | 1,525 | 12.8 |
| 2. Leslie Nichols | 1982-86 | 111 | 877 | 7.9 |
| 3. Jennifer Humphrey | 2003-07 | 129 | 964 | 7.5 |
| 4. Debra Oden | 1976-80 | 109 | 785 | 7.2 |
| 5. Kim Denkins | 1994-98 | 107 | 762 | 7.1 |
| 6. Jocelyn Mills | 1989-93 | 103 | 703 | 6.8 |
| 7. Bebe Croley | 1984-88 | 94 | 599 | 6.4 |
| 8. SeSe Helm | 2000-04 | 108 | 672 | 6.2 |

| | | | | |
|----------------|-----------|-----|-----|-----|
| 9. Liz Lukschu | 1977-81 | 119 | 722 | 6.1 |
| LaTonya McDole | 1998-2002 | 117 | 711 | 6.1 |
| Laura Meadows | 1997-2000 | 45 | 89 | 6.1 |
| Sarah Elliott | 2005-08 | 132 | 800 | 6.1 |

Single-Season Leaders

Rebounds

| Player | Season | G | Avg | Reb |
|----------------------|---------|----|------|-----|
| 1. Valerie Still | 1981-82 | 32 | 14.3 | 457 |
| 2. Valerie Still | 1979-80 | 29 | 13.9 | 403 |
| 3. Debra Oden | 1977-78 | 35 | 10.6 | 371 |
| 4. Jennifer Humphrey | 2006-07 | 34 | 10.3 | 351 |
| 5. Valerie Still | 1982-83 | 28 | 12.0 | 336 |
| 6. Valerie Still | 1980-81 | 30 | 10.9 | 329 |
| 7. Jennifer Humphrey | 2005-06 | 31 | 8.5 | 264 |
| 8. Jocelyn Mills | 1990-91 | 28 | 8.9 | 250 |
| 9. Leslie Nichols | 1984-85 | 27 | 9.1 | 247 |
| 10. Kim Denkins | 1995-96 | 27 | 9.0 | 242 |

By a Freshman:

403 Valerie Still 1980

By a Sophomore:

371 Debra Oden 1978

By a Junior:

457 Valerie Still 1982

By a Senior:

351 Jennifer Humphrey 2007

Rebounding Average

| Player | Season | G | Reb | Avg |
|----------------------|---------|----|-----|------|
| 1. Pam Browning | 1974-75 | 25 | 419 | 16.8 |
| 2. Valerie Still | 1981-82 | 32 | 457 | 14.3 |
| 3. Valerie Still | 1979-80 | 29 | 403 | 13.9 |
| 4. Valerie Still | 1982-83 | 28 | 336 | 12.0 |
| 5. Valerie Still | 1980-81 | 30 | 329 | 10.9 |
| 6. Debra Oden | 1977-78 | 35 | 371 | 10.6 |
| 7. Jennifer Humphrey | 2006-07 | 34 | 351 | 10.3 |
| 8. Leslie Nichols | 1984-85 | 27 | 247 | 9.1 |
| 9. Kim Denkins | 1995-96 | 27 | 242 | 9.0 |
| 10. Jocelyn Mills | 1990-91 | 28 | 250 | 8.9 |

By a Freshman:

13.9 Valerie Still (403 in 29 games) 1980

By a Sophomore:

10.9 Valerie Still (329 in 30 games) 1981

By a Junior:

14.3 Valerie Still (457 in 32 games) 1982

By a Senior:

12.0 Valerie Still (336 in 28 games) 1983

Single-Game Highs

Rebounds

| Player | Opponent (Date) | Reb |
|-------------------|---------------------------|-----|
| 1. Valerie Still | National College (2/9/82) | 27 |
| 2. Valerie Still | Rutgers (1/12/80) | 26 |
| 3. Pam Browning | UT-Martin (1/22/77) | 23 |
| 4. Valerie Still | UT-Chattanooga (11/30/81) | 21 |
| 5. Valerie Still | Charleston (12/19/82) | 20 |
| Debra Oden | Morehead (3/4/78) | 20 |
| Jennifer Humphrey | Auburn (1/21/07) | 20 |

By a Freshman:

26 Valerie Still vs. Rutgers Jan. 12, 1980

By a Sophomore:

20 Debra Oden vs. Morehead March 4, 1978

By a Junior:

27 Valerie Still vs. National College Feb. 9, 1982

By a Senior:

20 Jennifer Humphrey vs. Auburn Jan. 21, 2007



Victoria Dunlap led UK in rebounding last season, averaging 6.9 boards per game. She was the first freshman rebounding leader since Valerie Still in 1979-80.

YEAR-BY-YEAR REBOUNDING LEADERS

| Year | Name | Class | Pos. | Games | Rebounds | Avg. |
|-----------|-------------------|-------|------|-------|----------|------|
| 1977-78 | Debra Oden | So. | F | 35 | 371 | 10.6 |
| 1978-79 | Debra Oden | Jr. | F | 29 | 225 | 7.8 |
| 1979-80 | Valerie Still | Fr. | F/C | 29 | 403 | 13.9 |
| 1980-81 | Valerie Still | So. | F/C | 30 | 329 | 10.9 |
| 1981-82 | Valerie Still | Jr. | F/C | 32 | 457 | 14.3 |
| 1982-83 | Valerie Still | Sr. | F/C | 28 | 336 | 12.0 |
| 1983-84 | Leslie Nichols | So. | F | 27 | 218 | 8.0 |
| 1984-85 | Leslie Nichols | Jr. | F | 27 | 247 | 9.1 |
| 1985-86 | Leslie Nichols | Sr. | F | 29 | 215 | 7.4 |
| 1986-87 | Debbie Miller | Sr. | C | 28 | 223 | 8.0 |
| 1987-88 | Belitta Croley | Sr. | F | 23 | 190 | 8.3 |
| 1988-89 | V. Foster-Sutton | Jr. | C | 28 | 172 | 6.1 |
| 1989-90 | V. Foster-Sutton | Sr. | C | 31 | 236 | 7.6 |
| 1990-91 | Jocelyn Mills | So. | C | 28 | 250 | 8.9 |
| 1991-92 | Pattresa Leonard | Jr. | F/C | 21 | 127 | 6.0 |
| 1992-93 | Jocelyn Mills | Sr. | C | 28 | 210 | 7.5 |
| 1993-94 | Stacey Reed | Jr. | G | 28 | 191 | 6.8 |
| 1994-95 | Stacey Reed | Sr. | G | 28 | 190 | 6.8 |
| 1995-96 | Kim Denkins | So. | C | 27 | 242 | 9.0 |
| 1996-97 | Kim Denkins | Jr. | C | 25 | 193 | 7.7 |
| 1997-98 | Kim Denkins | Sr. | C | 28 | 185 | 6.6 |
| 1998-99 | Shantia Owens | Jr. | C | 32 | 206 | 6.4 |
| 1999-2000 | Shantia Owens | Sr. | C | 29 | 219 | 7.6 |
| 2000-01 | LaTonya McDole | Jr. | F | 27 | 193 | 7.1 |
| 2001-02 | SeSe Helm | So. | C | 29 | 194 | 6.7 |
| 2002-03 | SeSe Helm | Jr. | C | 27 | 176 | 6.5 |
| 2003-04 | SeSe Helm | Sr. | C | 28 | 190 | 6.8 |
| 2004-05 | Jennifer Humphrey | Jr. | F/C | 34 | 199 | 6.0 |
| 2005-06 | Jennifer Humphrey | Sr. | F/C | 31 | 264 | 8.5 |
| 2006-07 | Jennifer Humphrey | Sr. | F/C | 34 | 351 | 10.3 |
| 2007-08 | Victoria Dunlap | Fr. | F | 33 | 228 | 6.9 |

ASSISTS



Freshman Amber Smith dished out a game-high seven assists in her first collegiate game vs. USC-Ustate last season.

Team Records

Most Assists

Game: 33 vs. Michigan (1/23/82) and @ Detroit-Mercy (12/28/83)
Season: 665 (1981-82) [32 games]

Most Assists Per Game

Season: 20.8, (1981-82) [665 in 32 games]

Individual Records

Most Assists

Game: 16, Patty Jo Hedges vs. Cincinnati (1/15/82)
Season: 209, Patty Jo Hedges (1981-82) [32 games]
Career: 731, Patty Jo Hedges (1979-83) [120 games]

Most Assists Per Game

Season: 7.1, Patty Jo Hedges (1979-83) [200 in 28 games]
Career: 6.4, Sandy Harding (1983-87) [706 in 111 games]

Career Leaders

Assists

| Player | Seasons | G | Avg | Asst |
|--------------------|-----------|-----|-------|------|
| 1. Patty Jo Hedges | 1980-83 | 120 | 6.091 | 731 |
| 2. Sandy Harding | 1983-87 | 111 | 6.360 | 706 |
| 3. Jodie Whitaker | 1985-89 | 111 | 4.180 | 464 |
| Lea Wise | 1979-83 | 120 | 3.866 | 464 |
| 5. Stacey Reed | 1991-95 | 114 | 3.877 | 442 |
| 6. Rita Adams | 1999-2003 | 110 | 3.636 | 400 |
| 7. Tracye Davis | 1987-91 | 113 | 3.247 | 367 |
| 8. Tiffany Wait | 1995-2000 | 122 | 2.778 | 339 |
| 9. Lisa Collins | 1980-84 | 115 | 2.826 | 325 |
| 10. Leslie Nichols | 1982-86 | 111 | 2.909 | 323 |

Assists Per Game

| Player | Seasons | G | Asst | Avg |
|--------------------|------------|-----|------|-------|
| 1. Sandy Harding | 1983-87 | 111 | 706 | 6.360 |
| 2. Patty Jo Hedges | 1979-83 | 120 | 731 | 6.091 |
| 3. Jodie Whitaker | 1985-89 | 111 | 464 | 4.180 |
| 4. Stacey Reed | 1991-95 | 114 | 442 | 3.877 |
| 5. Lea Wise | 1979-83 | 120 | 464 | 3.866 |
| 6. Angela Phillips | 2003-05 | 62 | 230 | 3.710 |
| 7. Rita Adams | 1999-2003 | 110 | 400 | 3.636 |
| 8. Tracye Davis | 1987-91 | 113 | 367 | 3.247 |
| 9. Carly Ormerod | 2005-Pres. | 81 | 247 | 3.049 |
| 10. Leslie Nichols | 1982-86 | 111 | 323 | 2.909 |

Single-Season Leaders

Assists

| Player | Season | G | Avg | Assists |
|----------------------|---------|----|------|---------|
| 1. Patty Jo Hedges | 1981-82 | 32 | 6.53 | 209 |
| 2. Patty Jo Hedges | 1982-83 | 28 | 7.14 | 200 |
| 3. Sandy Harding | 1986-87 | 28 | 6.60 | 185 |
| 4. Sandy Harding | 1985-86 | 28 | 6.53 | 183 |
| 5. Patty Jo Hedges | 1980-81 | 31 | 5.83 | 181 |
| 6. Jodie Whitaker | 1987-88 | 29 | 6.10 | 177 |
| 7. Sandy Harding | 1984-85 | 27 | 6.29 | 170 |
| 8. Sandy Harding | 1983-84 | 28 | 6.00 | 168 |
| 9. Rita Adams | 2001-02 | 29 | 5.58 | 162 |
| 10. Malinka Salhi | 1989-90 | 31 | 4.70 | 146 |
| 11. Patty Jo Hedges | 1979-80 | 29 | 4.86 | 141 |
| 12. Stacey Reed | 1993-94 | 28 | 4.92 | 138 |
| 13. Lea Wise | 1981-82 | 32 | 4.18 | 134 |
| 14. Erica Jackson | 1998-99 | 31 | 4.16 | 129 |
| 15. Christina Jansen | 1995-96 | 27 | 4.70 | 127 |
| 16. Lea Wise | 1982-83 | 28 | 4.46 | 125 |
| 17. Debbie Mack | 1977-78 | 35 | 3.51 | 123 |
| 18. Carly Ormerod | 2006-07 | 34 | 3.58 | 122 |
| 19. Angela Phillips | 2003-04 | 28 | 4.25 | 119 |
| Jodie Whitaker | 1985-86 | 29 | 4.10 | 119 |
| 21. Leslie Nichols | 1985-86 | 29 | 4.00 | 116 |
| 22. Tracye Davis | 1990-91 | 26 | 4.34 | 113 |
| Stacey Reed | 1994-95 | 28 | 4.03 | 113 |
| 24. Rita Adams | 2002-03 | 27 | 4.14 | 112 |
| 25. Angela Phillips | 2004-05 | 34 | 3.36 | 111 |
| 26. Tracye Davis | 1989-90 | 31 | 3.48 | 108 |
| 27. Lisa Collins | 1983-84 | 28 | 3.82 | 107 |
| 28. Lea Wise | 1980-81 | 31 | 3.35 | 104 |
| 29. Tiffany Wait | 1996-97 | 27 | 3.81 | 103 |
| 30. Geri Grigsby | 1978-79 | 29 | 3.51 | 102 |
| Tracye Davis | 1987-88 | 29 | 3.51 | 102 |
| 32. Lea Wise | 1979-80 | 29 | 3.48 | 101 |
| Stacey Reed | 1992-93 | 28 | 3.60 | 101 |
| Carly Ormerod | 2005-06 | 31 | 3.30 | 101 |

By a Freshman:

168 Sandy Harding1983-84

By a Sophomore:

181 Patty Jo Hedges1980-81

By a Junior:

209 Patty Jo Hedges1981-82

By a Senior:

200 Patty Jo Hedges1982-83

Assists Per Game

| Player | Season | G | Assists | Avg |
|--------------------|---------|----|---------|------|
| 1. Patty Jo Hedges | 1982-83 | 28 | 200 | 7.14 |
| 2. Patty Jo Hedges | 1981-82 | 32 | 209 | 6.53 |
| 3. Sandy Harding | 1986-87 | 28 | 185 | 6.60 |
| 4. Sandy Harding | 1985-86 | 28 | 183 | 6.53 |
| 5. Patty Jo Hedges | 1980-81 | 31 | 181 | 5.83 |
| 6. Jodie Whitaker | 1987-88 | 29 | 177 | 6.10 |
| 7. Sandy Harding | 1984-85 | 27 | 170 | 6.29 |
| 8. Sandy Harding | 1983-84 | 28 | 168 | 6.00 |
| 9. Rita Adams | 2001-02 | 29 | 162 | 5.58 |


Single-Game Highs

Assists

| Player | Opponent (Date) | Assists |
|--------------------|---------------------------|---------|
| 1. Patty Jo Hedges | Cincinnati (1/15/82) | 16 |
| 2. Patty Jo Hedges | LSU (2/27/82) | 15 |
| Sandy Harding | Dayton (1/14/86) | 15 |
| 4. Patty Jo Hedges | Memphis State (1/3/83) | 14 |
| Jodie Whitaker | East Carolina (11/28/87) | 14 |
| 6. Tracye Davis | Tennessee State (1/30/88) | 13 |
| 7. Stacey Reed | Detroit (12/1/93) | 12 |
| Jodie Whitaker | Miami (2/8/86) | 12 |
| Leslie Nichols | Detroit (2/26/86) | 12 |

YEAR-BY-YEAR ASSISTS LEADERS

| Year | Player | Class | Pos. | G | Asst. | Avg. |
|-----------|------------------|-------|------|----|-------|------|
| 1977-78 | Debbie Mack | Jr. | G | 35 | 123 | 3.5 |
| 1978-79 | Geri Grigsby | So. | G | 29 | 102 | 3.5 |
| 1979-80 | Patty Jo Hedges | Fr. | G | 29 | 141 | 4.9 |
| 1980-81 | Patty Jo Hedges | So. | G | 31 | 181 | 5.8 |
| 1981-82 | Patty Jo Hedges | Jr. | G | 32 | 209 | 6.5 |
| 1982-83 | Patty Jo Hedges | Sr. | G | 28 | 200 | 7.1 |
| 1983-84 | Sandy Harding | Fr. | G | 28 | 168 | 6.0 |
| 1984-85 | Sandy Harding | So. | G | 27 | 170 | 6.3 |
| 1985-86 | Sandy Harding | Jr. | G | 28 | 183 | 6.5 |
| 1986-87 | Sandy Harding | Sr. | G | 28 | 185 | 6.6 |
| 1987-88 | Jodie Whitaker | Jr. | G | 29 | 177 | 6.1 |
| 1988-89 | Jodie Whitaker | Sr. | G | 28 | 78 | 2.8 |
| 1989-90 | Malinka Salhi | Sr. | G | 31 | 146 | 4.7 |
| 1990-91 | Tracye Davis | Sr. | G | 26 | 113 | 4.3 |
| 1991-92 | Stacey Reed | Fr. | G | 30 | 90 | 3.0 |
| 1992-93 | Stacey Reed | So. | G | 28 | 101 | 3.6 |
| 1993-94 | Stacey Reed | Jr. | G | 28 | 138 | 4.9 |
| 1994-95 | Stacey Reed | Sr. | G | 28 | 113 | 4.0 |
| 1995-96 | Christina Jansen | Sr. | G | 27 | 127 | 4.7 |
| 1996-97 | Tiffany Wait | So. | G/F | 27 | 103 | 3.8 |
| 1997-98 | Natalie Martinez | So. | G | 28 | 95 | 3.4 |
| 1998-99 | Erica Jackson | Jr. | G | 31 | 129 | 4.2 |
| 1999-2000 | Erica Jackson | Sr. | G | 29 | 91 | 3.1 |
| 2000-01 | Rita Adams | So. | G | 27 | 88 | 3.3 |
| 2001-02 | Rita Adams | Jr. | G | 29 | 162 | 5.6 |
| 2002-03 | Rita Adams | Sr. | G | 27 | 68 | 2.7 |
| 2003-04 | Angela Phillips | Fr. | G | 28 | 119 | 4.3 |
| 2004-05 | Angela Phillips | So. | G | 34 | 111 | 3.3 |
| 2005-06 | Carly Ormerod | Fr. | G | 31 | 101 | 3.3 |
| 2006-07 | Carly Ormerod | So. | G | 34 | 122 | 3.6 |
| 2007-08 | Samantha Mahoney | Sr. | G | 33 | 74 | 2.2 |



BLOCKS



Sarah Elliott blocked a school-record 195 blocks in her four-year career and broke the single-season record with 56 swats as a senior.

Team Records

Most Blocks
 Game: 19 vs. North Carolina A&T (12/6/06)
 Season: 152 (2006-07) [34 games]

Most Blocks Per Game
 Season: 4.4 (2006-07) [152 in 34 games]

Individual Records

Most Blocks
 Game: 6, Laura Meadows vs. Nebraska (11/29/97); Lisa Ellis @ Middle Tennessee (1/8/89); Jody Runge vs. Memphis State (1/31/82); Sarah Elliott vs. NCA&T (12/6/05)
 Season: 56, Sarah Elliott (2007-08) [33 games]
 Career: 195, Sarah Elliott (2005-08) [132 games]

Most Blocks Per Game
 Season: 1.7, Valerie Still (1980-81) [53 in 31 games]
 Career: 1.47, Sarah Elliott (2005-08) [195 in 132 games]

Career Leaders

| Blocks | | | | |
|----------------------|-----------|-----|------|------|
| Player | Seasons | G | Avg | Blks |
| 1. Sarah Elliott | 2005-08 | 132 | 1.47 | 195 |
| 2. Valerie Still | 1979-83 | 119 | 1.31 | 156 |
| 3. Jennifer Humphrey | 2003-07 | 129 | 0.83 | 107 |
| 4. Leslie Nichols | 1982-86 | 111 | 0.92 | 102 |
| 5. Laura Meadows | 1997-2000 | 89 | 1.17 | 95 |
| 6. Rita Adams | 1999-2003 | 110 | 0.74 | 81 |
| 9. Shantia Owens | 1998-2000 | 61 | 1.33 | 81 |
| 8. Jody Runge | 1980-84 | 98 | 0.75 | 74 |
| 9. Karri Koach | 1991-95 | 114 | 0.61 | 69 |
| 10. Lisa Ellis | 1988-90 | 59 | 1.15 | 68 |
| 11. Kim Denkins | 1994-98 | 107 | 0.62 | 66 |
| Debbie Miller | 1983-87 | 109 | 0.60 | 66 |

| | | | | |
|----------------------|---------|-----|------|----|
| 13. Pattresa Leonard | 1989-92 | 80 | 0.81 | 65 |
| 14. Jennifer Gray | 1990-94 | 115 | 0.53 | 61 |

Blocks Per Game (min. 50 blocks)

| Player | Seasons | G | Blks | Avg |
|----------------------|-----------|-----|------|------|
| 1. Sarah Elliott | 2005-08 | 132 | 195 | 1.47 |
| 2. Shantia Owens | 1998-2000 | 61 | 81 | 1.33 |
| 3. Valerie Still | 1979-83 | 119 | 156 | 1.31 |
| 4. Laura Meadows | 1997-2000 | 89 | 95 | 1.17 |
| 5. Lisa Ellis | 1988-90 | 59 | 68 | 1.15 |
| 6. Leslie Nichols | 1982-86 | 111 | 102 | .92 |
| 7. Jennifer Humphrey | 2003-07 | 129 | 107 | .83 |
| 8. Pattresa Leonard | 1989-92 | 80 | 65 | .81 |
| 9. Rita Adams | 1999-2003 | 110 | 81 | .74 |

Single-Season Leaders

| Blocks | | | | |
|---------------------|-----------|----|-------|------|
| Player | Season | G | Avg | Blks |
| 1. Sarah Elliott | 2007-08 | 33 | 1.696 | 56 |
| 2. Valerie Still | 1980-81 | 31 | 1.709 | 53 |
| 3. Sarah Elliott | 2006-07 | 34 | 1.471 | 50 |
| 4. Sarah Elliott | 2004-05 | 34 | 1.484 | 49 |
| 5. Valerie Still | 1979-80 | 29 | 1.586 | 46 |
| 6. Pattresa Leonard | 1990-91 | 29 | 1.517 | 44 |
| 7. Shantia Owens | 1999-2000 | 29 | 1.482 | 43 |
| 8. Sarah Elliott | 2005-06 | 31 | 1.300 | 40 |
| 9. Valerie Still | 1981-82 | 32 | 1.218 | 39 |
| Lisa Ellis | 1989-90 | 31 | 1.258 | 39 |

By a Freshman:

| | | |
|------------------|-------|------|
| 49 Sarah Elliott | | 2005 |
|------------------|-------|------|

By a Sophomore:

| | | |
|------------------|-------|------|
| 53 Valerie Still | | 1981 |
|------------------|-------|------|

By a Junior:

| | | |
|------------------|-------|------|
| 50 Sarah Elliott | | 2007 |
|------------------|-------|------|

By a Senior:

| | | |
|------------------|-------|------|
| 56 Sarah Elliott | | 2008 |
|------------------|-------|------|

Blocks Per Game (min. 30 blocks)

| Player | Season | G | Blks | Avg |
|---------------------|-----------|----|------|-------|
| 1. Valerie Still | 1980-81 | 31 | 53 | 1.709 |
| 2. Sarah Elliott | 2007-08 | 33 | 56 | 1.696 |
| 3. Valerie Still | 1979-80 | 29 | 46 | 1.586 |
| 4. Pattresa Leonard | 1990-91 | 29 | 44 | 1.517 |
| 5. Sarah Elliott | 2004-05 | 34 | 49 | 1.484 |
| 6. Shantia Owens | 1999-2000 | 29 | 43 | 1.482 |
| 7. Sarah Elliott | 2006-07 | 34 | 50 | 1.471 |
| 8. Leslie Nichols | 1982-83 | 28 | 38 | 1.357 |
| 9. Sarah Elliott | 2005-06 | 31 | 40 | 1.300 |
| 10. Lisa Ellis | 1989-90 | 31 | 39 | 1.258 |

Single-Game Highs

| Blocks | | | |
|------------------|---------------------------|------|--|
| Player | Opponent (Date) | Blks | |
| 1. Laura Meadows | Nebraska (11/29/99) | 6 | |
| Lisa Ellis | Middle Tennessee (1/8/89) | 6 | |
| Jody Runge | Memphis State (1/31/82) | 6 | |
| Sarah Elliott | NCA&T (12/6/05) | 6 | |
| 4. Sarah Elliott | West Virginia (3/28/05) | 5 | |
| Shantia Owens | Ole Miss (1/10/99) | 5 | |
| Shantia Owens | Winthrop (1/3/00) | 5 | |
| Lisa Ellis | Kentucky State (1/16/89) | 5 | |
| Leslie Nichols | Old Dominion (1/10/86) | 5 | |
| Sarah Elliott | Louisville (12/20/07) | 5 | |
| Sarah Elliott | James Madison (3/26/08) | 5 | |
| Sarah Elliott | Marquette (3/30/08) | 5 | |

Note: Records kept since 1978-79 season

YEAR-BY-YEAR BLOCKS LEADERS

| Year | Player | Class | Pos | G | Blks | Avg. |
|----------------|------------------|-------|-----|----|------|------|
| 1978-79 | Liz Lukschu | So. | F/C | 29 | 22 | 0.7 |
| 1979-80 | Valerie Still | Fr. | F/C | 29 | 46 | 1.6 |
| 1980-81 | Valerie Still | So. | F/C | 31 | 53 | 1.7 |
| 1981-82 | Valerie Still | Jr. | F/C | 32 | 39 | 1.2 |
| 1982-83 | Leslie Nichols | Fr. | F | 28 | 38 | 1.3 |
| 1983-84 | Jody Runge | Jr. | C | 28 | 32 | 1.1 |
| 1984-85 | Leslie Nichols | Jr. | F | 23 | 28 | 1.2 |
| 1985-86 | Leslie Nichols | Sr. | F | 30 | 29 | 1.0 |
| 1986-87 | Debbie Miller | Sr. | G | 28 | 22 | 0.8 |
| Melanie Warren | Sr. | C | 28 | 22 | 0.8 | |
| 1987-88 | Bebe Croley | Sr. | F | 29 | 16 | 0.5 |
| 1988-89 | Lisa Ellis | Jr. | C | 28 | 29 | 1.0 |
| 1989-90 | Lisa Ellis | Sr. | C | 31 | 39 | 1.2 |
| 1990-91 | Pattresa Leonard | So. | F/C | 29 | 44 | 1.5 |
| 1991-92 | Jennifer Gray | So. | C | 30 | 18 | 0.6 |
| 1992-93 | Jennifer Gray | Jr. | C | 28 | 15 | 0.5 |
| 1993-94 | Jennifer Gray | Sr. | C | 28 | 19 | 0.6 |
| Christe Jordan | Sr. | F | 28 | 19 | 0.6 | |
| 1994-95 | Karri Koach | Sr. | C | 28 | 30 | 1.1 |
| 1995-96 | Kim Denkins | So. | C | 27 | 15 | 0.5 |
| 1996-97 | Kim Denkins | Jr. | C | 25 | 13 | 0.5 |
| 1997-98 | Laura Meadows | Fr. | G/F | 28 | 35 | 1.2 |
| 1998-99 | Shantia Owens | Jr. | C | 32 | 38 | 1.2 |
| 1999-00 | Shantia Owens | Sr. | C | 29 | 43 | 1.5 |
| 2000-01 | Rita Adams | So. | G | 27 | 19 | 0.7 |
| 2001-02 | Rita Adams | Jr. | G | 29 | 17 | 0.6 |
| 2002-03 | Rita Adams | Sr. | G | 25 | 29 | 1.2 |
| 2003-04 | Keiko Tate | Jr | F | 26 | 20 | 0.8 |
| 2004-05 | Sarah Elliott | Fr. | C | 34 | 49 | 1.4 |
| 2005-06 | Sarah Elliott | So. | C | 31 | 40 | 1.3 |
| 2006-07 | Sarah Elliott | Jr. | C | 34 | 50 | 1.4 |
| 2007-08 | Sarah Elliott | Sr. | C | 33 | 56 | 1.6 |

STEALS

Team Records

Most Steals

Game: 28 vs. West Virginia (12/12/93)

Season: 382 (1990-91) [29 games]

Individual Records

Most Steals

Game: 11, Leslie Nichols vs. Louisville (2/14/86)

Season: 104, Rita Adams (2001-02) [29 games]; Leslie Nichols (1985-86) [29 games]

Career: 309, Stacey Reed (1991-95) [114 games]

Most Steals Per Game

Season: 3.58, Rita Adams (2001-02) [104 in 29 games]; Leslie Nichols (1985-86) [104 in 29 games]

Career: 2.71, Stacey Reed (1991-95) [309 in 114 games]

Career Leaders

Steals

| Player | Seasons | G | Avg | Stls |
|-------------------|---------|-----|-------|------|
| 1. Stacey Reed | 1991-95 | 114 | 2.710 | 309 |
| 2. Leslie Nichols | 1982-86 | 111 | 2.504 | 278 |



Rita Adams is the last Wildcat to chart over 100 steals in a season when she pulled in 104 during the 2001-02 season.

| | | | | |
|---------------------|-----------|-----|-------|-----|
| 3. Patty Jo Hedges | 1979-83 | 120 | 2.266 | 272 |
| 4. Rita Adams | 1999-2003 | 110 | 2.427 | 267 |
| 5. LaTonya McDole | 1998-2002 | 117 | 2.076 | 243 |
| 6. Christina Jansen | 1992-96 | 107 | 2.140 | 229 |
| 7. Sandy Harding | 1983-87 | 111 | 2.018 | 224 |
| 8. Valerie Still | 1979-83 | 119 | 1.689 | 201 |
| 9. Stacy McIntyre | 1988-92 | 116 | 1.629 | 189 |
| 10. Tedra Eberhart | 1990-94 | 113 | 1.663 | 188 |

Steals Per Game (min. 75 steals)

| Player | Seasons | G | Stls | Avg |
|---------------------|-----------|-----|------|-------|
| 1. Stacey Reed | 1991-95 | 114 | 309 | 2.710 |
| 2. Leslie Nichols | 1982-86 | 111 | 278 | 2.504 |
| 3. Rita Adams | 1999-2003 | 110 | 267 | 2.427 |
| 4. Patty Jo Hedges | 1979-83 | 120 | 272 | 2.266 |
| 5. Christina Jansen | 1992-96 | 107 | 229 | 2.140 |
| 6. LaTonya McDole | 1998-2002 | 117 | 243 | 2.076 |
| 7. Sandy Harding | 1983-87 | 111 | 224 | 2.018 |

Single-Season Leaders

Steals

| Player | Season | G | Avg | Stls |
|--------------------|---------|----|-----|------|
| 1. Leslie Nichols | 1985-86 | 29 | 3.6 | 104 |
| Rita Adams | 2001-02 | 29 | 3.6 | 104 |
| 3. Stacey Reed | 1993-94 | 28 | 3.5 | 97 |
| 4. Malinka Salhi | 1989-90 | 31 | 2.9 | 90 |
| 5. Patty Jo Hedges | 1980-81 | 31 | 2.5 | 78 |
| 6. Stacey Reed | 1994-95 | 28 | 2.7 | 75 |
| 7. Leslie Nichols | 1984-85 | 27 | 2.7 | 74 |
| 8. Patty Jo Hedges | 1982-83 | 28 | 2.6 | 73 |
| Bebe Croley | 1986-87 | 28 | 2.6 | 73 |
| 10. Stacey Reed | 1991-92 | 30 | 2.3 | 69 |

By a Freshman:

69 Stacey Reed (30 games)1991-92

By a Sophomore:

78 Patty Jo Hedges (31 games)1980-81

By a Junior:

104 Rita Adams (29 games)2001-02

By a Senior:

104 Leslie Nichols (29 games)1985-86

Steals Per Game (min. 30 steals)

| Player | Season | G | Stls | Avg |
|-------------------|---------|----|------|-------|
| 1. Leslie Nichols | 1985-86 | 29 | 104 | 3.586 |
| Rita Adams | 2001-02 | 29 | 104 | 3.586 |
| 3. Stacey Reed | 1993-94 | 28 | 97 | 3.464 |
| 4. Malinka Salhi | 1989-90 | 31 | 90 | 2.903 |
| 5. Leslie Nichols | 1984-85 | 27 | 74 | 2.740 |
| 6. Stacey Reed | 1994-95 | 28 | 75 | 2.678 |

Single-Game Highs

Steals

| Player | Opponent (Date) | Steals |
|-------------------|---------------------------------------------------------|--------|
| 1. Leslie Nichols | Louisville (2/14/86) | 11 |
| 2. Rita Adams | VCU (12/16/01) | 9 |
| 3. 11 players | Last, Rita Adams vs. Sam Houston State (11/23/01) | 8 |
| 14. Seven players | Last, Nastassia Alcius vs. Bowling Green State (1/2/05) | 7 |

Note: Records kept since 1978-79 season

YEAR-BY-YEAR STEALS LEADERS

| Year | Player | Class | Pos | G | Steals | Avg. |
|-----------|------------------|-------|-----|----|--------|------|
| 1978-79 | Janet Timperman | Sr. | G/F | 29 | 52 | 1.8 |
| 1979-80 | Patty Jo Hedges | Fr. | G | 29 | 60 | 2.1 |
| 1980-81 | Patty Jo Hedges | So. | G | 31 | 78 | 2.5 |
| 1981-82 | Patty Jo Hedges | Jr. | G | 32 | 61 | 1.9 |
| 1982-83 | Patty Jo Hedges | Sr. | G | 28 | 73 | 2.6 |
| 1983-84 | Leslie Nichols | So. | F | 27 | 64 | 2.4 |
| 1984-85 | Leslie Nichols | Jr. | F | 27 | 74 | 2.7 |
| 1985-86 | Leslie Nichols | Sr. | F | 29 | 104 | 3.6 |
| 1986-87 | Bebe Croley | Jr. | G | 28 | 73 | 2.6 |
| 1987-88 | Jodie Whitaker | Jr. | G | 29 | 44 | 1.5 |
| 1988-89 | Malinka Salhi | Jr. | G | 28 | 48 | 1.7 |
| 1989-90 | Malinka Salhi | Sr. | G | 31 | 90 | 2.9 |
| 1990-91 | Stacy McIntyre | Jr. | F | 29 | 68 | 2.3 |
| 1991-92 | Stacey Reed | Fr. | G | 30 | 69 | 2.3 |
| 1992-93 | Stacey Reed | So. | G | 28 | 68 | 2.4 |
| 1993-94 | Stacey Reed | Jr. | G | 28 | 97 | 3.5 |
| 1994-95 | Stacey Reed | Sr. | G | 28 | 75 | 2.7 |
| 1995-96 | Christina Jansen | Sr. | G | 27 | 63 | 2.3 |
| 1996-97 | Nikki Hay | Jr. | G | 27 | 50 | 1.9 |
| 1997-98 | Tiffany Wait | Jr. | G/F | 28 | 48 | 1.7 |
| 1998-99 | Erica Jackson | Jr. | G | 31 | 64 | 2.1 |
| 1999-2000 | Erica Jackson | Sr. | G | 29 | 68 | 2.3 |
| 2000-01 | LaTonya McDole | Jr. | F | 27 | 77 | 2.9 |
| 2001-02 | Rita Adams | Jr. | G | 29 | 104 | 3.6 |
| 2002-03 | Rita Adams | Sr. | G | 27 | 68 | 2.5 |
| 2003-04 | Sara Potts | Jr. | G | 28 | 38 | 1.4 |
| | Shambriica Jones | Sr. | F | 28 | 38 | 1.4 |
| 2004-05 | Sara Potts | Sr. | G/F | 34 | 40 | 1.2 |
| 2005-06 | Nastassia Alcius | Jr. | G | 31 | 43 | 1.4 |
| 2006-07 | Carly Ormerod | Jr. | G | 34 | 41 | 1.2 |
| 2007-08 | Victoria Dunlap | Fr. | F | 33 | 43 | 1.3 |

STREAKS

Win Streak

Overall

| No. | Began | Ended |
|-----|-------------------------------------------------|------------------------------------------|
| 11 | Jan. 6, 1983 vs. Middle Tennessee (H) 73-68 | Feb. 9, 1983 vs. Tennessee (H) 85-95 |
| 10 | Jan. 5, 1980 vs. South Carolina State (A) 87-72 | Feb. 2, 1980 vs. Tennessee (H) 83-91 |
| 9 | Nov. 30, 1989 vs. Miami (OH) (A) 61-56 | Jan. 7, 1990 vs. Vanderbilt (A) 70-79 |
| 9 | Dec. 1, 1980 vs. Charleston (H) 94-57 | Jan. 11, 1981 vs. Rutgers (A) 67-69 |
| 8 | Dec. 8, 2006 vs. Alabama State (H) 75-46 | Jan. 6, 2007 vs. Ohio State (A) 51-53 |
| 8 | Nov. 18, 2005 vs. IUPUI (H) 81-52 | Dec. 18, 2005 vs. #3 LSU (H) 36-66 |
| 8 | Dec. 5, 1990 vs. Miami (OH) (H) 72-68 | Jan. 6, 1991 vs. LSU (A) 74-78 |
| 8 | Nov. 11, 1982 vs. East Carolina (H) 78-67 | Jan. 3, 1983 vs. Memphis State (A) 71-75 |
| 8 | Feb. 10, 1980 vs. Auburn (N) 88-59 | March 6, 1980 vs. N.C. State (A) 63-71 |
| 7 | Dec. 3, 1987 vs. Ohio State (H) 68-51 | Jan. 4, 1998 vs. Florida (A) 58-100 |
| 7 | Dec. 20, 1992 vs. Chicago State (N) 95-33 | Jan. 16, 1993 vs. Auburn (H) 49-52 |
| 7 | March 22, 1990 vs. Maine (N) 76-66 | Dec. 2, 1990 vs. Indiana (A) 64-80 |
| 7 | Feb. 20, 1982 vs. Florida (A) 89-87 | March 20, 1982 vs. La. Tech (A) 60-82 |
| 7 | Dec. 21, 1981 vs. UCLA (H) 83-72 | Jan. 20, 1982 vs. Old Dominion (A) 68-91 |
| 7 | Jan. 13, 1981 vs. Western Kentucky (A) 77-70 | Jan. 31, 1981 vs. Auburn (N) 66-70 |

Single Season

| No. | Began | Ended |
|-----|-------------------------------------------------|------------------------------------------|
| 11 | Jan. 6, 1983 vs. Middle Tennessee (H) 73-68 | Feb. 9, 1983 vs. Tennessee (H) 85-95 |
| 10 | Jan. 5, 1980 vs. South Carolina State (A) 87-72 | Feb. 2, 1980 vs. Tennessee (H) 83-91 |
| 9 | Nov. 30, 1989 vs. Miami (OH) (A) 61-56 | Jan. 7, 1990 vs. Vanderbilt (A) 70-79 |
| 9 | Dec. 1, 1980 vs. Charleston (H) 94-57 | Jan. 11, 1981 vs. Rutgers (A) 67-69 |
| 8 | Dec. 8, 2006 vs. Alabama State (H) 75-46 | Jan. 6, 2007 vs. Ohio State (A) 51-53 |
| 8 | Nov. 18, 2005 vs. IUPUI (H) 81-52 | Dec. 18, 2005 vs. #3 LSU (H) 36-66 |
| 8 | Dec. 5, 1990 vs. Miami (OH) (H) 72-68 | Jan. 6, 1991 vs. LSU (A) 74-78 |
| 8 | Nov. 11, 1982 vs. East Carolina (H) 78-67 | Jan. 3, 1983 vs. Memphis State (A) 71-75 |
| 8 | Feb. 10, 1980 vs. Auburn (N) 88-59 | March 6, 1980 vs. N.C. State (A) 63-71 |
| 7 | Dec. 3, 1987 vs. Ohio State (H) 68-51 | Jan. 4, 1998 vs. Florida (A) 58-100 |
| 7 | Dec. 20, 1992 vs. Chicago State (N) 95-33 | Jan. 16, 1993 vs. Auburn (H) 49-52 |
| 7 | Feb. 20, 1982 vs. Florida (A) 89-87 | March 20, 1982 vs. La. Tech (A) 60-82 |
| 7 | Dec. 21, 1981 vs. UCLA (H) 83-72 | Jan. 20, 1982 vs. Old Dominion (A) 68-91 |
| 7 | Jan. 13, 1981 vs. Western Kentucky (A) 77-70 | Jan. 31, 1981 vs. Auburn (N) 66-70 |

Home Court

| No. | Began | Ended |
|-----|-------------------------------------------|------------------------------------------|
| 30 | Feb. 12, 1980 vs. Northern Kentucky 62-61 | Jan. 31, 1982 vs. Memphis State 69-70 |
| 19 | Feb. 23, 1982 vs. Louisville 84-80 | Feb. 9, 1983 vs. Tennessee 85-95 |
| 17 | Jan. 31, 1990 vs. Eastern Kentucky 80-59 | Jan. 27, 1991 vs. Alabama 65-72 |
| 13 | Jan. 30, 1984 vs. New Orleans 85-68 | Jan. 13, 1985 vs. Old Dominion 63-64 |
| 11 | Feb. 7, 1987 vs. Alabama 89-80 | Jan. 7, 1988 vs. Mississippi State 61-68 |
| 11 | Feb. 10, 1979 vs. Detroit 80-61 | Feb. 2, 1980 vs. Tennessee 83-91 |
| 10 | Nov. 19, 2004 vs. Butler 82-44 | Jan. 27, 2005 vs. Vanderbilt 67-73 |
| 8 | Nov. 18, 2005 vs. IUPUI 81-52 | Dec. 18, 2005 vs. #3 LSU 36-66 |
| 7 | Nov. 29, 2006 vs. Detroit 79-44 | Jan. 4, 2007 vs. South Carolina 59-55 |
| 7 | Dec. 1, 1992 vs. Marshall 79-44 | Jan. 16, 1993 vs. Auburn 49-52 |
| 7 | Nov. 24, 1989 vs. Kentucky State 121-44 | Jan. 11, 1990 vs. LSU 79-80 |
| 7 | Jan. 31, 1986 vs. Charleston 111-64 | Dec. 12, 1986 vs. Ohio State 71-76 |
| 7 | Feb. 1, 1978 vs. Marshall 93-43 | March 10, 1978 vs. Tennessee 60-76 |
| 6 | Dec. 13, 1977 vs. Murray State 102-64 | Jan. 28, 1978 vs. Tennessee 90-92 |
| 5 | Feb. 1, 1994 vs. Eastern Kentucky 99-75 | Feb. 20, 1994 vs. Tennessee 89-95 |
| 5 | Jan. 4, 1992 vs. Mississippi State 75-52 | Feb. 8, 1992 vs. Tennessee 52-77 |
| 5 | Dec. 6, 1988 vs. Dayton 72-59 | Jan. 24, 1989 vs. Western Kentucky 75-79 |
| 5 | Feb. 12, 1982 vs. Vanderbilt 80-71 | Dec. 20, 1983 vs. Alabama 49-78 |


Biggest Wins

| Margin | Opponent (Site) | Score | Date |
|--------|----------------------|--------|---------------|
| 77 | Kentucky State (H) | 121-44 | Nov. 24, 1989 |
| 74 | Morris Brown (H) | 106-32 | Dec. 23, 2002 |
| 63 | National College (H) | 109-46 | Feb. 22, 1984 |

| | | | |
|----|---------------------------|--------|---------------|
| 62 | Chicago State (N) | 95-33 | Dec. 20, 1992 |
| 60 | Tennessee State (H) | 105-45 | Dec. 22, 2005 |
| 59 | Southern Utah (H) | 98-39 | Jan. 17, 1990 |
| 56 | Charleston Southern (H) | 89-33 | Dec. 10, 2004 |
| 56 | Western Kentucky (H) | 99-43 | Jan. 14, 1980 |
| 55 | Nicholls State (H) | 106-51 | Dec. 21, 2004 |
| 55 | Winthrop (H) | 94-39 | Jan. 3, 2000 |
| 55 | Miami (Fla.) (H) | 108-53 | Feb. 8, 1986 |
| 51 | Bellarmine (N/A) | 83-32 | Jan. 10, 1975 |
| 50 | Indiana (H) | 102-52 | Dec. 15, 1979 |
| 47 | Cincinnati (H) | 94-47 | Nov. 28, 1978 |
| 47 | Charleston (H) | 111-64 | Jan. 31, 1986 |
| 46 | Stetson (H) | 84-38 | Nov. 22, 2005 |
| 46 | Lexington Merchants (N/A) | 71-25 | Dec. 3, 1974 |

Biggest Losses

| Margin | Opponent (Site) | Score | Date |
|--------|---------------------|--------|---------------|
| 79 | Australian National | 40-119 | Feb. 1, 1974 |
| 72 | Tennessee (H) | 38-110 | Jan. 21, 2001 |
| 54 | Tennessee (A) | 53-107 | Nov. 13, 1976 |
| 49 | Delta State (A) | 40-89 | Dec. 19, 1976 |
| 46 | Georgia (A) | 67-113 | Feb. 23, 1986 |
| 44 | Tennessee (A) | 39-83 | Jan. 27, 2001 |
| 44 | Tennessee (A) | 57-101 | Jan. 31, 1989 |
| 44 | Tennessee (N) | 66-100 | March 5, 1988 |
| 42 | Florida (A) | 58-100 | Jan. 4, 1998 |
| 42 | Auburn (A) | 46-88 | Feb. 10, 1996 |
| 41 | Georgia (A) | 46-87 | Feb. 11, 1998 |



Six Wildcats scored in double-figures in Kentucky's 106-32 route of Morris Brown in 2002. Jennifer Humphrey led the way with 20 points and 13 rebounds.

MISCELLANEOUS RECORDS

Top Individual Scoring Performances

- 42 POINTS**
Valerie Still vs. Charleston 12/19/82
- 41 POINTS**
Valerie Still vs. Florida 2/20/82
- 40 POINTS**
Bebe Croley vs. Morehead State 12/20/87
- 39 POINTS**
Valerie Still vs. Indiana 12/6/80
- 38 POINTS**
Valerie Still vs. Indiana 12/15/79
Valerie Still vs. Ohio State 12/2/82
Valerie Still at Rutgers 2/16/83
- 37 POINTS**
Valerie Still vs. Indiana State 1/17/81
- 35 POINTS**
Pam Browning vs. C. Missouri 12/18/76
Pam Browning vs. ECU 3/5/77
Valerie Still at Georgia 2/6/82
Valerie Still at Murray State 12/10/80
- 34 POINTS**
Pam Browning vs. Morehead 1976-77
Valerie Still vs. LSU 2/27/82
Leslie Nichols at Seton Hall 12/5/81
Leslie Nichols vs. New Orleans 1/30/84
- 33 POINTS**
Valerie Still vs. Mississippi State 1/30/81
Valerie Still vs. Indiana State 1/7/82
Valerie Still vs. Tennessee 2/28/82
Valerie Still vs. Louisville 1/20/83
Karen Mosley vs. Auburn 2/2/86
- 32 POINTS**
Pam Browning vs. Tennessee Tech 1976-77
Valerie Still at Maryland 3/21/81
Valerie Still vs. Cincinnati 1/15/82
Valerie Still vs. Vanderbilt 1/23/83
Karen Mosley vs. Valdosta 11/27/83
Leslie Nichols vs. Morehead 11/24/84
Leslie Nichols vs. Miami (Fla.) 2/8/86
Lisa Collins vs. Vanderbilt 2/20/84
Belitta Croley vs. Alabama 2/7/87
Jocelyn Mills vs. Butler 1/26/93
Shaunda Roberts vs. Syracuse 12/22/95
Sara Potts vs. Chattanooga 3/20/05
- 31 POINTS**
Pam Browning vs. Western Ky. 1976-77
Valerie Still vs. Indiana 12/8/81
Leslie Nichols vs. Marshall 11/22/85
Jodie Whitaker vs. Radford 11/26/88
Jocelyn Mills vs. Florida 2/28/93
Shaunda Roberts vs. Louisville 2/19/96
Kim Denkins vs. N.C. State 12/30/95
Sara Potts vs. Xavier 3/24/05



Lydia Watkins scored 16 points and pulled down a career-best 16 rebounds vs. Middle Tennessee in the postseason WNIT last season. Watkins' 16 rebounds broke the UK record in WNIT games.

- 30 POINTS**
Valerie Still vs. Rutgers 1/11/81
Valerie Still vs. Eastern Ky. 1/27/81
Liz Lukschu vs. South Carolina 3/14/81
Valerie Still vs. UT-Chattanooga 11/30/81
Valerie Still vs. UCLA 12/21/81
Valerie Still vs. Miami 12/5/82
Lea Wise vs. Illinois 3/14/82
Leslie Nichols at Ohio State 12/2/83
Leslie Nichols vs. Georgia 1/29/85
Bebe Croley vs. Florida 2/14/87
Erica Jackson vs. South Carolina 2/21/99
Sara Potts at Ole Miss 2/1/04
Sam Mahoney vs. James Madison 3/26/08

Top Individual Rebounding Performances

- 27 REBOUNDS**
Valerie Still vs. National College 2/9/82
- 26 REBOUNDS**
Valerie Still vs. Rutgers 1/12/80
- 23 REBOUNDS**
Pam Browning vs. UT-Martin 1/22/77
- 21 REBOUNDS**
Valerie Still vs. UT-Chattanooga 11/30/81
- 20 REBOUNDS**

- Valerie Still vs. Charleston 12/19/82
Debra Oden vs. Morehead 3/4/78
Jennifer Humphrey vs. Auburn 1/21/07

19 REBOUNDS

- Liz Lukschu vs. MUW 11/18/79
Maria Donhoff vs. Louisville 78-79
Valerie Still vs. Indiana State 1/17/81
Valerie Still vs. Eastern Kentucky 1/27/81
Valerie Still vs. Seton Hall 12/5/81
Valerie Still vs. Rutgers 2/16/83
Vanessa Foster-Sutton vs. ECU 1/31/90
Jennifer Humphrey vs. Florida 1/12/06
Jennifer Humphrey vs. Arkansas 3/1/07

18 REBOUNDS

- Valerie Still vs. Michigan 1/23/82
Valerie Still vs. Vanderbilt 1/26/82
Valerie Still vs. Tennessee Tech 1/10/83
Josh Mills vs. Morehead State 2/6/91
Jennifer Humphrey vs. South Carolina 2/9/06
Sarah Elliott vs. Ole Miss 1/14/07

17 REBOUNDS

- Valerie Still at Maryland 3/21/81
Valerie Still vs. Vanderbilt 12/10/81
Valerie Still vs. Indiana State 1/7/82
Valerie Still vs. Cincinnati 1/15/82
Valerie Still vs. Memphis State 1/31/82
Valerie Still vs. Arkansas 1/6/83
Lisa Ellis vs. Ohio State 11/28/89
Shantia Owens vs. Ole Miss 2/24/99
Shantia Owens vs. Xavier 12/31/99

16 REBOUNDS

- Valerie Still vs. Indiana 12/8/81
Valerie Still vs. Georgia 1/3/82
Valerie Still vs. Southern Illinois 1/16/82
Valerie Still vs. Georgia State 2/4/82
Leslie Nichols vs. Louisville 2/25/84
Vanessa Foster-Sutton vs. MTSU 2/27/90
Laura Meadows vs. Alabama 3/2/00
Jennifer Humphrey vs. Louisville 12/28/05
Jennifer Humphrey vs. UTPA 1/2/07
Jennifer Humphrey vs. Mississippi State 1/25/07
Jennifer Humphrey vs. Ole Miss 2/8/07
Jennifer Humphrey vs. Arkansas 2/18/07
Lydia Watkins vs. Middle Tennessee 3/21/08

Double-Doubles (Points/Rebounds) From 1980-present

THE 20-20 CLUB

- Valerie Still 30/21 UTC 11/30/81
42/20 Charleston 12/19/82

THE 20-15 CLUB

- Valerie Still 30/21 UTC 11/30/81
37/19 Indiana State 1/17/81
30/19 ECU 1/27/81
32/17 Maryland 3/21/81
34/19 Seton Hall 12/5/81
31/16 Indiana 12/8/81
23/15 Florida 12/31/81

MISCELLANEOUS RECORDS

TRIPLE DOUBLE

UK HOOPS

KENTUCKY

OUTLOOK

WILDCATS

STAFF

REVIEW



RECORDS

HISTORY

HONORS

OPPONENTS

MEDIA INFO



Leslie Nichols is the only Kentucky player in school history to record a triple double. She posted 18 points, 13 rebounds and 11 steals vs. in-state rival Louisville on Valentine's Day, 1986.

| | | |
|----------------|------------------------|----------|
| 33/17 | ... Indiana State | 1/7/82 |
| 32/17 | ... Cincinnati | 1/15/82 |
| 27/16 | ... So. Illinois | 1/16/82 |
| 27/18 | ... Michigan | 1/23/82 |
| 28/18 | ... Vanderbilt | 1/26/82 |
| 24/16 | ... Georgia St. | 2/4/82 |
| 23/15 | ... So. Carolina | 2/13/82 |
| 42/20 | ... Charleston | 12/19/82 |
| 29/18 | ... Tenn. Tech | 1/10/83 |
| 22/17 | ... Arkansas | 1/15/83 |
| 38/19 | ... Rutgers | 2/16/83 |
| 28/16 | ... Auburn | 3/3/83 |
| Leslie Nichols | 26/15 ... Dayton | 1/20/84 |
| Bebe Croley | 25/15 ... E. Carolina | 11/28/87 |
| | 40/15 ... Morehead St. | 12/20/87 |
| Kim Denkins | 23/17 ... Marshall | 2/8/96 |
| J. Humphrey | 22/16 Miss. State | 1/25/07 |
| J. Humphrey | 21/19 Arkansas | 3/1/07 |

| | | |
|----------------|--------------------------|----------|
| 16/14 | ... Memphis State | 1/3/83 |
| 15/10 | ... South Florida | 1/14/83 |
| Sandy Harding | 12/10 ... Old Dominion | 12/29/84 |
| 14/10 | ... Tennessee | 1/23/85 |
| 18/15 | ... Dayton | 1/14/86 |
| 10/12 | ... LSU | 3/1/86 |
| 24/10 | ... Drake | 3/12/86 |
| 16/10 | ... Old Dominion | 1/23/87 |
| Jodie Whitaker | 16/12 ... Miami | 2/8/86 |
| | 16/14 ... East Carolina | 11/28/87 |
| | 16/11 ... EKU | 12/1/87 |
| | 17/10 ... Virginia Tech | 2/29/88 |
| Leslie Nichols | 21/11 ... Valdosta State | 11/27/83 |
| | 16/12 ... Detroit | 2/26/86 |
| Malinka Salhi | 15/11 ... Ohio State | 11/28/89 |
| Stacey Reed | 17/12 ... Detroit | 12/1/93 |
| Carly Ormerod | 13/11 ... Ball State | 3/19/07 |

**Double-Doubles
(Points/Assists)**

| | | |
|-------------|----------------------|----------|
| Lea Wise | 14/10 ... Michigan | 1/23/82 |
| | 11/12 ... Tennessee | 2/28/82 |
| P.J. Hedges | 10/13 ... Illinois | 3/14/82 |
| | 19/11 ... Charleston | 12/19/82 |

CONSECUTIVE DOUBLE-DOUBLES

| | | |
|----|---------------|---------|
| 11 | Valerie Still | 1982-83 |
| 10 | Valerie Still | 1980-81 |



Carly Ormerod became just the eighth player in Kentucky history to chart a points-assists double-double with 13 points and 11 assists vs. Ball State in 2006-07. She was the first player to accomplish the feat since Stacey Reed charted 17 points and 12 assists in 1993.

MISCELLANEOUS RECORDS

UK IN OVERTIME

- The Cats are 20-22 all-time in overtime games.
- Matthew Mitchell holds a 3-2 career record in extra minutes, 1-1 at UK.
- The Cats are 8-12 in OT vs. teams currently in the SEC.

Single Overtime Games: 18-19

| Date | Site | Opponent | Score | Result |
|----------|------|-------------------|---------|--------|
| 12/19/77 | A | Louisville | 94-88 | W |
| 1/19/78 | H | Alabama | 62-66 | L |
| 1/28/78 | H | Tennessee | 90-92 | L |
| 11/18/78 | N | Miss. Univ. | 76-81 | L |
| 2/21/79 | A | WKU | 62-58 | W |
| 2/2/80 | H | Tennessee | 83-91 | L |
| 1/11/81 | A | Rutgers | 67-69 | L |
| 1/24/81 | H | South Carolina | 70-65 | W |
| 3/10/81 | H | N.C. State | 75-74 | W |
| 1/30/83 | H | Georgia | 66-59 | W |
| 1/23/85 | A | Tennessee | 76-72 | W |
| 1/2/86 | A | Tenn. Tech | 65-69 | L |
| 1/11/89 | A | EKU | 83-77 | W |
| 1/11/90 | H | LSU | 79-80 | L |
| 1/24/92 | H | Arkansas | 75-74 | W |
| 12/10/93 | A | WKU | 77-82 | L |
| 12/31/93 | N | North Carolina | 75-80 | L |
| 2/20/94 | H | Tennessee | 89-95 | L |
| 1/11/95 | A | Louisville | 76-77 | L |
| 12/8/97 | A | WKU | 66-64 | W |
| 1/14/98 | H | LSU (Cincinnati) | 74-71 | W |
| 11/19/98 | A | Ohio State | 92-84 | W |
| 1/31/99 | A | Arkansas | 69-74 | L |
| 1/13/00 | A | Vanderbilt | 55-60 | L |
| 12/21/02 | H | Miami (Ohio) | 108-102 | W |
| 2/6/03 | A | Auburn | 56-63 | L |
| 12/3/03 | H | Louisville (Rupp) | 84-80 | W |
| 12/13/03 | A | Temple | 82-86 | L |
| 1/9/05 | A | Alabama | 63-69 | L |
| 1/2/06 | H | Bowling Green | 66-62 | W |
| 1/14/07 | H | Ole Miss | 65-67 | L |
| 2/15/07 | H | Georgia | 72-82 | L |
| 11/30/07 | H | Western Ky. | 74-78 | L |
| 3/21/08 | H | Middle Tenn. | 68-66 | W |

Double Overtime Games: 4-3

| | | | | |
|----------|---|-----------------|---------------|---|
| 3/16/78 | N | Kansas | 92-87 (2OT) | W |
| 12/28/83 | A | Detroit Mercy | 107-102 (2OT) | W |
| 2/2/86 | A | Auburn | 91-90 (2OT) | W |
| 2/23/03 | A | Alabama | 73-71 (2OT) | W |
| 2/1/04 | A | Ole Miss | 88-90 (2OT) | L |
| 3/28/05 | H | West Virginia | 75-80 (2OT) | L |
| 1/25/07 | H | Mississippi St. | 75-83 (2OT) | L |

Triple Overtime Games: 0-1

| | | | | |
|----------|---|------------|-------------|---|
| 11/28/89 | A | Ohio State | 86-89 (3OT) | L |
|----------|---|------------|-------------|---|

UK'S ALL-TIME 100-POINT GAMES

- The Cats are a perfect 32-0 when scoring 100+ points.
- The last time the Cats hit the century mark was Dec. 22, 2005, vs. Tennessee State.
- UK has scored 100+ points three times against schools from the SEC, defeating Alabama 104-77 on Jan. 18, 1983, Vanderbilt 106-85 on Jan. 23, 1983, and Mississippi State 106-82 on Jan. 30, 1981.

| Date | Site | Opponent | Score |
|----------|------|-------------------|---------------|
| 1/17/76 | H | Morehead | 104-63 |
| 11/17/77 | A | Memphis State | 101-94 |
| 12/13/77 | H | Murray State | 102-64 |
| 12/15/79 | H | Indiana | 102-52 |
| 12/17/79 | H | Eastern Kentucky | 100-77 |
| 1/30/81 | N | Mississippi State | 106-82 |
| 3/2/81 | H | Marshall | 100-60 |
| 12/19/82 | H | Charleston | 106-81 |
| 1/10/83 | H | Tennessee Tech | 102-67 |
| 1/18/83 | A | Alabama | 104-77 |
| 1/23/83 | A | Vanderbilt | 106-85 |
| 12/28/83 | A | Detroit Mercy | 107-102 (2OT) |
| 2/22/84 | H | National College | 109-46 |
| 11/22/85 | A | Marshall | 102-73 |
| 11/29/85 | H | Cleveland State | 101-63 |
| 1/31/86 | H | Charleston | 111-64 |
| 2/8/86 | H | Miami (Fla.) | 108-53 |
| 12/20/87 | H | Morehead State | 101-83 |
| 11/24/89 | H | Kentucky State | 121-44 |
| 11/25/89 | H | Missouri | 102-84 |
| 12/17/89 | A | Central Florida | 102-58 |
| 2/20/90 | H | Morehead State | 106-71 |
| 11/23/90 | H | Kent State | 114-83 |
| 11/24/90 | H | Duquesne | 101-56 |
| 11/28/90 | H | Ohio State | 107-73 |
| 12/7/90 | H | Bradley | 103-75 |
| 12/30/00 | H | Florida Atlantic | 112-71 |
| 11/23/01 | N | Sam Houston State | 100-55 |
| 12/21/02 | H | Miami (Ohio) | 108-102 (OT) |
| 12/23/02 | H | Morris Brown | 106-32 |
| 12/21/04 | H | Nicholls State | 106-51 |
| 12/22/05 | H | Tennessee St. | 105-45 |

UK HOOPS KENTUCKY OUTLOOK WILDcats STAFF REVIEW RECORDS HISTORY HONORS OPPONENTS MEDIA INFO

ALL-TIME RESULTS



Matthew Mitchell

Overall Record at UK: 17-16 (2007-present)

2007-08

Coach: Matthew Mitchell
Record: 17-16 (8-6 SEC)

| | | | | |
|----------|----------------------|------------|------|-----|
| Nov. 10 | USC-Upstate | 74-59 | Won | (H) |
| Nov. 14 | #14/12 George Wash. | 65-75 | Loss | (A) |
| Nov. 18 | Florida Atlantic | 61-53 | Won | (H) |
| Nov. 23 | Minnesota * | 80-92 | Lost | (N) |
| Nov. 24 | #21/22 Texas * | 60-72 | Lost | (N) |
| Nov. 25 | Lipscomb * | 76-55 | Won | (N) |
| Nov. 30 | Western Kentucky ! | 74-78 (OT) | Lost | (H) |
| Dec. 4 | William & Mary | 75-44 | Won | (H) |
| Dec. 8 | Michigan | 59-63 | Lost | (A) |
| Dec. 20 | Louisville ! | 65-80 | Lost | (A) |
| Dec. 28 | #23 Old Dominion | 62-71 | Lost | (H) |
| Dec. 30 | South Alabama | 66-56 | Won | (A) |
| Jan. 1 | Xavier | 46-51 | Lost | (H) |
| Jan. 7 | Wofford | 67-57 | Won | (H) |
| Jan. 10 | Florida | 60-58 | Won | (H) |
| Jan. 13 | Mississippi State | 64-60 | Won | (A) |
| Jan. 17 | #2 Tennessee | 40-65 | Lost | (A) |
| Jan. 20 | #20/18 Auburn | 62-55 | Won | (H) |
| Jan. 24 | South Carolina | 66-62 | Won | (A) |
| Jan. 27 | #9 LSU | 46-72 | Lost | (A) |
| Jan. 31 | #17/14 Georgia | 47-44 | Won | (A) |
| Feb. 3 | #2 Tennessee | 51-79 | Lost | (A) |
| Feb. 7 | Ole Miss ! | 59-54 | Won | (H) |
| Feb. 14 | #25 Vanderbilt | 49-66 | Lost | (A) |
| Feb. 17 | Alabama | 64-44 | Won | (H) |
| Feb. 21 | #6 LSU | 48-52 | Lost | (A) |
| Feb. 24 | Arkansas | 59-56 | Won | (A) |
| March 2 | South Carolina ! | 57-65 | Lost | (H) |
| March 7 | #23/21 Georgia ** | 57-50 | Won | (N) |
| March 8 | #7/6 LSU ** | 49-66 | Lost | (N) |
| March 21 | Middle Tennessee *** | 68-66 (OT) | Won | (H) |
| March 26 | James Madison *** | 84-76 | Won | (H) |
| March 30 | Marquette *** | 64-69 | Lost | (H) |

! Rupp Arena

* Rainbow Wahine Classic (Honolulu, Hawaii) – Stan Sheriff Center

** SEC Tournament (Nashville, Tenn.) – Sommet Center

*** WNIT Tournament (Lexington, Ky.) – Memorial Coliseum

2006-07

Coach: Mickie DeMoss
Record: 20-14 (6-8 SEC)

| | | | | |
|---------|--------------------|-------|------|-----|
| Nov. 10 | Washington State * | 80-51 | Won | (H) |
| Nov. 12 | Indiana * | 51-54 | Lost | (H) |
| Nov. 18 | Old Dominion | 69-55 | Won | (A) |
| Nov. 24 | Delaware ** | 70-86 | Lost | (N) |

| | | | | |
|----------|--------------------------|-------------|---------|-----|
| Nov. 25 | Southern Illinois ** | 78-59 | Won | (N) |
| Nov. 29 | Detroit | 79-44 | Won | (H) |
| Dec. 3 | #19 Louisville | 75-83 | Lost | (A) |
| Dec. 8 | Alabama State | 75-46 | Won | (H) |
| Dec. 17 | Arkansas-Pine Bluff ! | 83-46 | Won | (H) |
| Dec. 19 | Mississippi Valley State | 84-37 | Won | (H) |
| Dec. 21 | Southern | 70-44 | Won | (H) |
| Dec. 29 | Kent State *** | 82-47 | Won | (N) |
| Dec. 30 | Memphis *** | 86-51 | Won | (N) |
| Jan. 2 | Texas-Pan American | 77-45 | Won | (H) |
| Jan. 4 | South Carolina | 59-55 | Won | (H) |
| Jan. 6 | #7/8 Ohio State | 51-53 | Lost | (A) |
| Jan. 11 | Alabama | 63-62 | Won | (A) |
| Jan. 14 | Ole Miss | 65-67 (OT) | Lost | (H) |
| Jan. 18 | #8 LSU | 58-76 | Lost | (A) |
| Jan. 21 | Auburn | 68-65 | Won | (A) |
| Jan. 25 | Mississippi State ! | 75-83 (2OT) | Lost(H) | |
| Jan. 28 | South Carolina | 56-66 | Lost | (A) |
| Feb. 1 | #15 Vanderbilt | 62-63 | Lost | (H) |
| Feb. 4 | Florida | 84-74 | Won | (H) |
| Feb. 8 | Ole Miss | 69-61 | Won | (A) |
| Feb. 11 | #3 Tennessee | 62-84 | Lost | (A) |
| Feb. 15 | #11/12 Georgia ! | 72-82 (OT) | Lost | (H) |
| Feb. 18 | Arkansas ! | 87-60 | Won | (H) |
| Feb. 25 | Florida | 79-83 | Lost | (A) |
| March 1 | Arkansas **** | 72-57 | Won | (N) |
| March 2 | #10/12 Georgia **** | 40-72 | Lost | (N) |
| March 15 | Oakland ***** | 65-56 | Won | (A) |
| March 19 | Ball State ***** | 85-82 | Won | (A) |
| March 22 | Wisconsin ***** | 61-67 | Lost | (A) |

! Rupp Arena

* Women's Sports Foundation Tournament (Lexington, Ky.) - Memorial Coliseum

** odwalla Classic (San Francisco, Calif.) - War Memorial Gymnasium

*** Wells Fargo New Year's Classic (San Antonio, Texas) - USTA Convocation Center

**** SEC Tournament (Duluth, Ga.) - Gwinnett Center

***** WNIT (Campus Sites)

| | | | | |
|----------|----------------------------|------------|------|-----|
| Dec. 6 | North Carolina A&T | 71-40 | Won | (H) |
| Dec. 8 | Georgetown | 63-47 | Won | (H) |
| Dec. 10 | Detroit | 74-65 | Won | (A) |
| Dec. 18 | #3 LSU | 36-66 | Lost | (H) |
| Dec. 22 | Tennessee State | 105-45 | Won | (H) |
| Dec. 28 | Louisville ! | 55-64 | Lost | (H) |
| Dec. 31 | Wake Forest | 77-82 | Lost | (A) |
| Jan. 2 | Bowling Green St. | 66-62 (OT) | Won | (H) |
| Jan. 8 | South Carolina | 72-60 | Won | (H) |
| Jan. 12 | #RV/24 Florida | 80-65 | Won | (A) |
| Jan. 15 | Georgia Tech ** | 66-62 | Won | (A) |
| Jan. 19 | Auburn ! | 57-71 | Lost | (H) |
| Jan. 22 | Ole Miss | 81-75 | Won | (A) |
| Jan. 26 | #1/3 Tennessee ! | 66-63 | Won | (H) |
| Feb. 2 | #14 Georgia | 57-91 | Lost | (A) |
| Feb. 5 | Florida | 61-68 | Lost | (H) |
| Feb. 9 | South Carolina | 75-71 | Won | (A) |
| Feb. 12 | Arkansas | 79-50 | Won | (A) |
| Feb. 16 | Ole Miss | 65-61 | Won | (H) |
| Feb. 19 | Mississippi State | 51-46 | Won | (A) |
| Feb. 23 | #23/24 Vanderbilt | 55-72 | Lost | (A) |
| Feb. 26 | Alabama ! | 80-60 | Won | (H) |
| March 2 | #23/RV Florida *** | 88-70 | Won | (N) |
| March 3 | #3 LSU **** | 52-79 | Lost | (N) |
| March 18 | Chattanooga **** | 69-59 | Won | (N) |
| March 20 | #16/17 Michigan State **** | 63-67 | Lost | (N) |

! Rupp Arena

* Pepperdine Tournament (Malibu, Calif.) - Firestone Field-house

** Russell Athletic Shootout (Duluth, Ga.) - Gwinnett Center

*** SEC Tournament (North Little Rock, Ark.) - Alltel Arena

**** NCAA First and Second Rounds (Rosemont, Ill.) - All-state Arena

2004-05

Coach: Mickie DeMoss
Record: 18-16 (4-10 SEC)

| | | | | |
|----------|---------------------|--------|----------|-----|
| Nov. 19 | Butler | 82-44 | Won | (H) |
| Nov. 21 | Florida A&M | 84-55 | Won | (H) |
| Nov. 25 | Oregon St. & | 73-70 | Won | (N) |
| Nov. 26 | South Dakota St. & | 55-57 | Lost(N) | |
| Nov. 27 | #17/18 Rutgers & | 60-75 | Lost(N) | |
| Dec. 1 | Northwestern | 70-63 | Won(A) | |
| Dec. 5 | Louisville | 49-66 | Lost (A) | |
| Dec. 10 | Charleston So. | 89-33 | Won(H) | |
| Dec. 12 | Marshall | 73-55 | Won(A) | |
| Dec. 18 | UAB | 90-60 | Won(H) | |
| Dec. 21 | Nicholls State ! | 106-51 | Won(H) | |
| Dec. 28 | Xavier | 67-75 | Lost (A) | |
| Dec. 30 | Wake Forest ! | 66-61 | Won(H) | |
| Jan. 2 | St. Francis (Penn.) | 85-73 | Won(H) | |
| Jan. 4 | Longwood | 79-41 | Won (H) | |
| Jan. 9 | Alabama | 63-69 | Lost(A) | |
| Jan. 13 | #18 Georgia ! | 71-63 | Won (H) | |
| Jan. 16 | Ole Miss | 70-63 | Won(H) | |
| Jan. 20 | Mississippi St. | 59-72 | Lost(A) | |
| Jan. 23 | #7/9 Tennessee | 49-67 | Lost(A) | |
| Jan. 27 | #23/21 Vanderbilt | 67-73 | Lost(H) | |
| Jan. 30 | South Carolina | 66-50 | Won(H) | |
| Feb. 6 | #18/19 Georgia | 64-68 | Lost (A) | |
| Feb. 10 | Florida | 59-70 | Lost (H) | |
| Feb. 13 | Auburn | 50-65 | Lost (A) | |
| Feb. 17 | #1 LSU | 58-81 | Lost(A) | |
| Feb. 20 | Mississippi State | 55-71 | Lost(A) | |
| Feb. 24 | South Carolina | 47-60 | Lost (A) | |
| Feb. 27 | Arkansas | 73-67 | Won(H) | |
| March 3 | Auburn * | 57-62 | Lost(N) | |
| March 18 | Eastern Michigan ** | 79-68 | Won(H) | |



Mickie DeMoss

Overall Record at UK: 71-56 (2003-07)

2005-06

Coach: Mickie DeMoss
Record: 22-9 (9-5 SEC)

| | | | | |
|---------|-----------------------|-------|-----|-----|
| Nov. 18 | IUPUI | 81-52 | Won | (H) |
| Nov. 22 | Stetson | 84-38 | Won | (H) |
| Nov. 25 | Indiana State * | 68-58 | Won | (N) |
| Nov. 26 | Hofstra * | 67-54 | Won | (N) |
| Dec. 1 | Florida International | 71-56 | Won | (H) |

| | | | |
|----------|------------------|-------------|----------|
| March 20 | Chattanooga ** | 91-54 | Won(H) |
| March 24 | Xavier ** | 67-62 | Won(H) |
| March 28 | West Virginia ** | 75-80 (2OT) | Lost (H) |


! Rupp Arena
& Paradise Jam (St. Thomas, Virgin Islands)
* SEC Tournament (Greenville, S.C.) - BiLo Center
** WNIT (Lexington, Ky.) - Memorial Coliseum

2003-04

Coach: Mickie DeMoss
Record: 11-17 (3-11 SEC)

| | | | |
|---------|----------------------|-------------|----------|
| Nov. 21 | IPFW | 79-59 | Won (H) |
| Nov. 23 | Northwestern | 67-60 | Won (H) |
| Nov. 25 | #13 North Carolina ! | 59-75 | Lost (H) |
| Nov. 28 | Duquesne * | 90-83 | Won (N) |
| Nov. 29 | San Francisco * | 59-67 | Lost (A) |
| Dec. 3 | Louisville ! | 84-80 (OT) | Won (H) |
| Dec. 10 | Xavier | 60-75 | Lost (H) |
| Dec. 13 | Temple | 82-86 (OT) | Lost (A) |
| Dec. 20 | Miami (Ohio) | 64-58 | Won (A) |
| Dec. 22 | Western Kentucky | 76-63 | Won (A) |
| Dec. 30 | Austin Peay | 82-56 | Won (H) |
| Jan. 2 | Cincinnati | 52-60 | Lost (A) |
| Jan. 6 | High Point | 83-45 | Won (H) |
| Jan. 8 | #22 Vanderbilt | 57-65 | Lost (A) |
| Jan. 11 | #12/9 Georgia | 53-74 | Lost (H) |
| Jan. 18 | #14 LSU | 69-70 | Lost (H) |
| Jan. 22 | Mississippi State | 67-80 | Lost (A) |
| Jan. 25 | South Carolina | 75-61 | Won (A) |
| Jan. 29 | #1 Tennessee | 72-81 | Lost (H) |
| Feb. 1 | Ole Miss | 88-90 (2OT) | Lost (A) |
| Feb. 5 | #19/22 Auburn | 54-71 | Lost (H) |
| Feb. 8 | #24/RV Florida | 56-76 | Lost (A) |
| Feb. 15 | Mississippi State | 41-54 | Lost (H) |
| Feb. 19 | Arkansas | 58-69 | Lost (A) |
| Feb. 22 | Alabama | 62-59 | Won (H) |
| Feb. 26 | South Carolina | 71-54 | Won (H) |
| Feb. 29 | #19/15 Georgia | 62-73 | Lost (A) |
| March 4 | #19/RV Vanderbilt ** | 41-60 | Lost (N) |

* Odwalla Classic (San Francisco, Calif) - War Memorial Gym
** SEC Tournament (Nashville, Tenn.) - Gaylord Entertainment Center
! - Rupp Arena



Bernadette Mattox
Overall Record: 91-135 (1995-2003)

2002-03

Coach: Bernadette Mattox
Record: 11-16 (4-10 SEC)
Captain: Rita Adams

| | | | |
|---------|-------------------|-------|----------|
| Nov. 25 | Southern Illinois | 79-53 | Won (H) |
| Nov. 29 | Pacific * | 77-61 | Won (N) |
| Nov. 30 | Washington * | 56-88 | Lost (A) |

| | | | |
|---------|-------------------|--------------|----------|
| Dec. 4 | Evansville | 66-70 | Lost (A) |
| Dec. 7 | Western Kentucky | 83-88 | Lost (H) |
| Dec. 14 | Hawaii ** | 59-70 | Lost (A) |
| Dec. 15 | Long Island ** | 72-64 | Won (N) |
| Dec. 21 | Miami (Ohio) | 108-102 (OT) | Won (H) |
| Dec. 23 | Morris Brown | 106-32 | Won (H) |
| Dec. 31 | Cincinnati | 69-67 | Won (H) |
| Jan. 2 | Marshall ! | 75-42 | Won (H) |
| Jan. 5 | Louisville | 62-86 | Lost (A) |
| Jan. 12 | Alabama | 59-55 | Won (H) |
| Jan. 16 | LSU | 39-82 | Lost (A) |
| Jan. 19 | Vanderbilt | 50-84 | Lost (A) |
| Jan. 23 | Ole Miss | 83-66 | Won (H) |
| Jan. 26 | Georgia | 59-71 | Lost (A) |
| Feb. 2 | South Carolina | 46-49 | Lost (H) |
| Feb. 6 | Auburn | 56-63 (OT) | Lost (A) |
| Feb. 9 | Vanderbilt | 63-85 | Lost (H) |
| Feb. 13 | Arkansas | 60-70 | Lost (H) |
| Feb. 16 | Mississippi State | 46-96 | Lost (A) |
| Feb. 20 | Florida | 49-47 | Won (H) |
| Feb. 23 | Alabama | 73-71 (2OT) | Won (A) |
| Feb. 27 | South Carolina | 51-97 | Lost (A) |
| March 2 | Tennessee | 69-84 | Lost (H) |
| March 6 | Auburn *** | 62-68 | Lost (N) |

* Seattle Times Husky Classic (Seattle, Wash.) - Bank of America Arena

** Hawaii Invitational (Honolulu, Hawaii) - Stan Sherif Center

*** SEC Tournament (North Little Rock, Ark.) - Alltel Arena

! - Rupp Arena

2001-02

Coach: Bernadette Mattox
Record: 9-20 (1-13 SEC)

Captains: LaTonya McDole and Niecee Patterson

| | | | |
|---------|-----------------------|--------|----------|
| Nov. 17 | Temple | 64-55 | Won (H) |
| Nov. 23 | Sam Houston State * | 100-55 | Won (N) |
| Nov. 24 | Memphis * | 55-63 | Lost (A) |
| Nov. 28 | North Carolina | 64-102 | Lost (A) |
| Dec. 1 | Miami (Fla.) | 60-57 | Won (H) |
| Dec. 5 | Miami (Ohio) | 64-73 | Lost (A) |
| Dec. 8 | Western Kentucky | 79-84 | Lost (A) |
| Dec. 16 | Virginia Commonwealth | 66-61 | Won (A) |
| Dec. 19 | Louisville | 72-53 | Won (H) |
| Dec. 22 | Evansville | 72-78 | Lost (H) |
| Dec. 28 | Southern Miss ** | 59-44 | Won (N) |
| Dec. 29 | Lafayette ** | 83-60 | Won (N) |
| Jan. 3 | Mississippi State | 54-59 | Lost (H) |
| Jan. 6 | Alabama | 63-62 | Won (A) |
| Jan. 10 | Vanderbilt | 54-71 | Lost (A) |
| Jan. 13 | Auburn | 66-70 | Lost (H) |
| Jan. 17 | Arkansas | 64-76 | Lost (A) |
| Jan. 20 | South Carolina | 49-78 | Lost (A) |
| Jan. 24 | LSU | 59-75 | Lost (H) |
| Jan. 27 | Alabama | 58-61 | Lost (H) |
| Feb. 3 | Georgia | 50-76 | Lost (H) |
| Feb. 7 | Ole Miss | 66-76 | Lost (A) |
| Feb. 10 | South Carolina | 73-74 | Lost(H) |
| Feb. 14 | Florida | 59-81 | Lost (A) |
| Feb. 19 | Cincinnati | 57-73 | Lost(A) |
| Feb. 21 | Vanderbilt | 57-73 | Lost (H) |
| Feb. 24 | Tennessee | 64-89 | Lost (A) |
| Feb. 28 | Mississippi State *** | 75-72 | Won (N) |
| March 1 | LSU *** | 62-74 | Lost (N) |

* Lady Tiger Classic (Memphis, Tenn.) - Elma Roane Fieldhouse

** Blue Sky Restaurant Group Classic (Hanover, N.H.) - Edward Leede Arena

*** SEC Tournament (Nashville, Tenn.) - Gaylord Entertainment Center

2000-01

Coach: Bernadette Mattox
Record: 6-21 (2-12 SEC)

Captain: LaTonya McDole

| | | | |
|---------|-----------------------|--------|----------|
| Nov. 21 | Miami (Ohio) | 77-71 | Won (H) |
| Nov. 25 | Missouri * | 51-86 | Lost (N) |
| Nov. 26 | Houston * | 77-78 | Lost (N) |
| Nov. 29 | IUPUI | 76-75 | Won (H) |
| Dec. 1 | Purdue | 67-87 | Lost (H) |
| Dec. 6 | Xavier | 62-80 | Lost (A) |
| Dec. 9 | Louisville | 57-63 | Lost (A) |
| Dec. 17 | Fla. International ** | 60-58 | Won (A) |
| Dec. 19 | Miami (Fla.) | 59-74 | Lost (A) |
| Dec. 22 | Cincinnati *** | 38-57 | Lost (N) |
| Dec. 30 | Florida Atlantic | 112-71 | Won (H) |
| Jan. 4 | Auburn | 40-73 | Lost (A) |
| Jan. 7 | Florida | 48-85 | Lost (H) |
| Jan. 11 | Vanderbilt | 61-91 | Lost (H) |
| Jan. 14 | Arkansas | 50-69 | Lost (A) |
| Jan. 18 | LSU | 64-87 | Lost (A) |
| Jan. 21 | Tennessee | 38-110 | Lost (H) |
| Jan. 25 | Alabama | 71-64 | Won (H) |
| Jan. 27 | Tennessee | 39-83 | Lost (A) |
| Jan. 31 | Va. Commonwealth | 57-67 | Lost (H) |
| Feb. 4 | Arkansas | 78-84 | Lost (H) |
| Feb. 11 | South Carolina | 62-70 | Lost (A) |
| Feb. 15 | Georgia | 58-91 | Lost (A) |
| Feb. 18 | South Carolina | 61-59 | Won (H) |
| Feb. 22 | Ole Miss | 54-75 | Lost (H) |
| Feb. 25 | Mississippi State | 66-74 | Lost (A) |
| March 1 | LSU **** | 57-72 | Lost (N) |

* Pepperdine Classic (Malibu, Calif.) - Firestone Fieldhouse

** Baptist Health Systems Women's Fab Four Classic (Miami, Fla.) - Golden Panther Arena

*** Louisville, Ky. (double-header with UK Men vs. Indiana)

**** SEC Tournament (Memphis, Tenn.) - The Pyramid

European Tour
May 2001 • 5-0

| | | |
|-----------|-----------------------------------------|--------|
| W, 87-56 | Nice University Club (Nice, France) | May 9 |
| W, 85-69 | Lyon A.L.G.M (Lyon, France) | May 10 |
| W, 59-44 | Sion Helios BBC (Montreux, Switzerland) | May 12 |
| W, 87-50 | Fribourg BBC (Fribourg, Switzerland) | May 13 |
| OW, 78-59 | Sceaux (Paris, France) | May 15 |

1999-2000

Coach: Bernadette Mattox
Record: 15-14 (5-9 SEC)

Captains: Tiffany Wait and Erica Jackson

| | | | |
|---------|------------------|------------|----------|
| Nov. 19 | Austin Peay | 88-52 | Won (A) |
| Nov. 22 | Miami (Ohio) | 77-39 | Won (A) |
| Nov. 24 | Connecticut * | 62-68 | Lost (A) |
| Nov. 26 | Clemson * | 65-70 | Lost (N) |
| Dec. 1 | Western Kentucky | 75-48 | Won (H) |
| Dec. 6 | New Mexico | 62-52 | Won (A) |
| Dec. 11 | Liberty | 69-57 | Won (A) |
| Dec. 18 | Purdue ** | 40-48 | Lost (N) |
| Dec. 22 | Cincinnati | 68-62 | Won (A) |
| Dec. 28 | Tennessee-Martin | 93-55 | Won (H) |
| Dec. 31 | Xavier | 67-68 | Lost (H) |
| Jan. 3 | Winthrop | 94-39 | Won (H) |
| Jan. 6 | Auburn | 71-69 | Won (H) |
| Jan. 10 | Florida | 72-58 | Won (A) |
| Jan. 13 | Vanderbilt | 55-60 (OT) | Lost (A) |
| Jan. 16 | Arkansas | 68-60 | Won (H) |
| Jan. 20 | LSU | 59-66 | Lost (H) |
| Jan. 23 | Tennessee | 65-71 | Lost (H) |
| Jan. 27 | Alabama | 67-68 | Lost (A) |
| Jan. 30 | Tennessee | 48-77 | Lost (A) |
| Feb. 6 | Arkansas | 70-83 | Lost (A) |
| Feb. 13 | South Carolina | 73-71 | Won (H) |
| Feb. 17 | Georgia | 69-73 | Lost (H) |
| Feb. 20 | South Carolina | 51-64 | Lost (A) |
| Feb. 22 | Louisville | 75-65 | Won (H) |
| Feb. 24 | Ole Miss | 59-57 | Won (A) |

UK HOOPS

KENTUCKY

OUTLOOK

WILDcats

STAFF

REVIEW

RECORDS

HISTORY

HONORS

OPPONENTS

MEDIA INFO

| | | | | |
|---------|-------------------|-------|------|-----|
| Feb. 27 | Mississippi State | 46-63 | Lost | (H) |
| March 2 | Alabama *** | 67-63 | Won | (N) |
| March 3 | Georgia *** | 45-63 | Lost | (N) |

* Coaches vs. Cancer Challenge (Hartford, Conn.) - Hartford Civic Center

** BoilerMaker Blockbuster (Indianapolis, Ind.) - Conseco Fieldhouse

*** SEC Tournament (Chattanooga, Tenn.) - UTC Arena

1998-99

Coach: Bernadette Mattox

Record: 21-11 (7-7 SEC)

Captains: Tiffany Wait and Jaye Barnes

| | | | | |
|----------|---------------------|------------|------|-----|
| Nov. 15 | Austin Peay | 88-71 | Won | (H) |
| Nov. 19 | Ohio State | 92-84 (OT) | Won | (A) |
| Nov. 22 | Tennessee-Martin | 90-60 | Won | (A) |
| Nov. 27 | Louisville * | 73-62 | Won | (N) |
| Nov. 28 | Hawaii * | 66-57 | Won | (A) |
| Nov. 29 | UCLA * | 54-64 | Lost | (N) |
| Dec. 6 | Auburn | 68-62 | Won | (A) |
| Dec. 9 | Miami (Ohio) | 76-56 | Won | (H) |
| Dec. 12 | Liberty | 76-80 | Lost | (H) |
| Dec. 19 | Eastern Illinois ** | 90-71 | Won | (N) |
| Dec. 20 | Wichita State ** | 58-51 | Won | (A) |
| Dec. 28 | Cincinnati | 70-59 | Won | (H) |
| Jan. 3 | Florida | 63-77 | Lost | (H) |
| Jan. 7 | Vanderbilt | 70-69 | Won | (H) |
| Jan. 10 | Ole Miss | 57-60 | Lost | (A) |
| Jan. 14 | LSU | 59-67 | Lost | (A) |
| Jan. 17 | Tennessee | 60-98 | Lost | (A) |
| Jan. 20 | Louisville | 69-56 | Won | (A) |
| Jan. 24 | Alabama | 76-72 | Won | (H) |
| Jan. 28 | Florida | 80-70 | Won | (A) |
| Jan. 31 | Arkansas | 69-74 (OT) | Lost | (A) |
| Feb. 4 | Auburn | 67-68 | Lost | (H) |
| Feb. 7 | Georgia | 80-76 | Won | (H) |
| Feb. 11 | South Carolina | 78-76 | Won | (A) |
| Feb. 14 | Mississippi State | 78-83 | Lost | (A) |
| Feb. 16 | Eastern Kentucky | 87-47 | Won | (A) |
| Feb. 21 | South Carolina | 93-65 | Won | (H) |
| Feb. 25 | Ole Miss *** | 75-59 | Won | (N) |
| Feb. 26 | LSU *** | 81-71 | Won | (N) |
| Feb. 27 | Georgia *** | 62-68 | Lost | (N) |
| March 13 | Nebraska **** | 98-92 | Won | (N) |
| March 15 | UCLA **** | 63-87 | Lost | (N) |

* Rainbow Wahine Classic (Honolulu, Hawaii)

** Wichita State Shocker Shootout (Wichita, Kan.)

*** SEC Tournament (Chattanooga, Tenn.)

**** NCAA Tournament (Los Angeles, Calif.)

1997-98

Coach: Bernadette Mattox

Record: 13-15 (5-9 SEC)

Captains: Jaye Barnes, Tiffany Wait and Natalie Martinez

| | | | | |
|---------|--------------------|------------|------|-----|
| Nov. 18 | Indiana | 71-84 | Lost | (A) |
| Nov. 21 | Southwest Missouri | 54-74 | Lost | (A) |
| Nov. 25 | Michigan State | 57-71 | Lost | (A) |
| Nov. 28 | Illinois Chicago * | 60-46 | Won | (N) |
| Nov. 29 | Nebraska * | 59-68 | Lost | (A) |
| Dec. 3 | Ohio State | 68-51 | Won | (H) |
| Dec. 6 | Dayton | 73-69 | Won | (H) |
| Dec. 8 | Western Kentucky | 66-64 (OT) | Won | (A) |
| Dec. 14 | Auburn | 68-67 | Won | (H) |
| Dec. 20 | Miami (Ohio) | 71-64 | Won | (A) |
| Dec. 28 | UMass ** | 57-51 | Won | (N) |
| Dec. 29 | Northeastern ** | 76-39 | Won | (N) |
| Jan. 4 | Florida | 58-100 | Lost | (A) |
| Jan. 7 | Vanderbilt | 54-64 | Lost | (A) |
| Jan. 10 | Ole Miss | 49-76 | Lost | (H) |
| Jan. 14 | LSU (Cincinnati) | 74-71 (OT) | Won | (H) |
| Jan. 18 | Tennessee | 65-93 | Lost | (H) |
| Jan. 21 | Louisville \$ | 62-80 | Lost | (H) |
| Jan. 24 | Alabama | 56-62 | Lost | (A) |
| Jan. 28 | Florida | 63-70 | Lost | (H) |

| | | | | |
|---------|-----------------------|-------|------|-----|
| Jan. 31 | Arkansas | 79-63 | Lost | (H) |
| Feb. 4 | Auburn | 53-48 | Won | (A) |
| Feb. 8 | South Carolina | 87-73 | Won | (H) |
| Feb. 11 | Georgia | 46-87 | Lost | (A) |
| Feb. 15 | Mississippi State | 71-62 | Won | (H) |
| Feb. 17 | Eastern Kentucky | 76-60 | Won | (H) |
| Feb. 21 | South Carolina | 65-67 | Lost | (A) |
| Feb. 26 | Mississippi State *** | 48-67 | Lost | (N) |

* Nebraska CableVision Classic (Lincoln, Neb.)

** Citizen's Bank Dartmouth Classic (Hanover, N.H.)

*** SEC Tournament (Columbus, Ga.)

\$ - Played in Louisville - Freedom Hall (Double-header w/UK men's team)

1996-97

Coach: Bernadette Mattox

Record: 8-19 (2-10 SEC)

| | | | | |
|---------|---------------------|-------|------|-----|
| Nov. 22 | Michigan * | 54-68 | Lost | (N) |
| Nov. 23 | Western Michigan * | 61-44 | Won | (A) |
| Nov. 27 | Michigan State | 50-76 | Lost | (H) |
| Nov. 30 | Dayton | 53-55 | Lost | (A) |
| Dec. 4 | Ohio State | 66-84 | Lost | (A) |
| Dec. 7 | Toledo | 54-80 | Lost | (A) |
| Dec. 13 | Miami (Ohio) | 71-63 | Won | (H) |
| Dec. 15 | Indiana | 62-74 | Lost | (H) |
| Dec. 22 | Southwest Missouri | 64-58 | Won | (H) |
| Dec. 29 | Alaska-Anchorage ** | 76-41 | Won | (N) |
| Dec. 30 | Villanova ** | 63-54 | Won | (A) |
| Jan. 2 | Ole Miss | 52-83 | Lost | (A) |
| Jan. 5 | LSU | 63-73 | Lost | (A) |
| Jan. 8 | Vanderbilt | 54-65 | Lost | (H) |
| Jan. 12 | Tennessee | 61-84 | Lost | (A) |
| Jan. 14 | Western Kentucky | 79-73 | Won | (H) |
| Jan. 22 | Alabama # | 62-78 | Lost | (N) |
| Jan. 25 | Arkansas | 55-88 | Lost | (A) |
| Jan. 29 | South Carolina | 59-68 | Lost | (A) |
| Feb. 2 | Auburn | 59-60 | Lost | (H) |
| Feb. 5 | Eastern Kentucky | 62-67 | Lost | (A) |
| Feb. 8 | Georgia | 62-80 | Lost | (H) |
| Feb. 13 | Florida | 53-77 | Lost | (H) |
| Feb. 16 | Mississippi State | 74-57 | Won | (A) |
| Feb. 18 | Louisville | 52-64 | Lost | (A) |
| Feb. 22 | South Carolina | 76-52 | Won | (H) |
| Feb. 28 | Arkansas *** | 60-71 | Lost | (N) |

* Western Michigan Tournament (Kalamazoo, Mich)

** Villanova Wildcat Classic (Villanova, Penn.)

*** SEC Tournament (Chattanooga, Tenn.)

Played in Cincinnati, Ohio - Riverfront Coliseum

1995-96

Coach: Bernadette Mattox

Record: 8-19 (2-9 SEC)

Captains: Christina Jansen and Julie Swares-Beickman

| | | | | |
|---------|------------------|-------|------|-----|
| Nov. 24 | UNC-Asheville * | 98-76 | Won | (H) |
| Nov. 25 | Toledo * | 88-76 | Won | (H) |
| Nov. 29 | Ohio State | 67-77 | Lost | (H) |
| Dec. 1 | Loyola (Md.) ** | 67-54 | Won | (N) |
| Dec. 2 | Northwestern ** | 42-78 | Lost | (A) |
| Dec. 5 | Western Kentucky | 61-81 | Lost | (A) |
| Dec. 8 | Indiana # | 64-71 | Lost | (N) |
| Dec. 16 | Florida ## | 46-69 | Lost | (N) |
| Dec. 21 | Syracuse ### | 83-63 | Won | (N) |
| Dec. 23 | Miami (Ohio) | 62-71 | Lost | (A) |
| Dec. 29 | Duke *** | 54-73 | Lost | (N) |
| Dec. 30 | N.C. State *** | 62-66 | Lost | (N) |
| Jan. 3 | Ole Miss | 60-68 | Lost | (H) |
| Jan. 7 | LSU | 52-62 | Lost | (H) |
| Jan. 11 | Vanderbilt | 53-58 | Lost | (A) |
| Jan. 14 | Tennessee | 45-60 | Lost | (H) |
| Jan. 20 | Alabama | 51-66 | Lost | (A) |
| Jan. 24 | South Carolina | 53-66 | Lost | (H) |
| Jan. 28 | Arkansas | 69-65 | Won | (H) |
| Feb. 7 | Marshall | 66-72 | Lost | (A) |
| Feb. 10 | Auburn | 46-88 | Lost | (A) |

| | | | | |
|---------|-------------------|-------|------|-----|
| Feb. 13 | Georgia | 55-75 | Lost | (A) |
| Feb. 17 | Mississippi State | 78-60 | Won | (H) |
| Feb. 19 | Louisville | 74-66 | Won | (H) |
| Feb. 24 | South Carolina | 65-76 | Lost | (A) |
| Feb. 27 | Eastern Kentucky | 68-62 | Won | (H) |
| March 1 | Auburn **** | 43-58 | Lost | (N) |

*UK Invitational Tournament (Lexington, Ky.)

**Northwestern Inv. Tournament (Evanston, Ill.)

***Big Four Classic (Greensboro, N.C.)

****SEC Tournament (Chattanooga, Tenn.)

Played in Lafayette, Ind.-Mackey Arena

Played in Orlando, Fla.-Orlando Arena

Played in Cincinnati, Ohio - Riverfront Coliseum



Sharon Fanning

Overall Record: 134-97 (1987-95)

1994-95

Coach: Sharon Fanning

Record: 14-14 (4-7 SEC)

Captains: Stacey Reed, Karri Koach and Stephanie Baker

| | | | | |
|---------|--------------------|------------|------|-----|
| Nov. 25 | UMass * | 73-55 | Won | (H) |
| Nov. 26 | St. John's * | 67-54 | Won | (H) |
| Dec. 1 | Detroit | 71-48 | Won | (H) |
| Dec. 4 | Ohio State | 59-75 | Lost | (A) |
| Dec. 7 | Indiana | 60-65 | Lost | (A) |
| Dec. 11 | Western Kentucky | 48-64 | Lost | (H) |
| Dec. 17 | Ole Miss | 58-66 | Lost | (A) |
| Dec. 19 | Memphis | 71-81 | Lost | (A) |
| Dec. 28 | UCLA | 65-74 | Lost | (A) |
| Dec. 31 | Cal St.-Northridge | 74-52 | Won | (A) |
| Jan. 4 | Florida ! | 63-55 | Won | (H) |
| Jan. 7 | South Carolina | 85-67 | Won | (H) |
| Jan. 11 | Louisville | 76-77 (OT) | Lost | (A) |
| Jan. 15 | Mississippi State | 65-53 | Won | (A) |
| Jan. 17 | Cincinnati | 52-49 | Won | (A) |
| Jan. 22 | Georgia | 57-68 | Lost | (H) |
| Jan. 26 | Vanderbilt | 53-82 | Lost | (H) |
| Jan. 29 | Auburn | 62-73 | Lost | (H) |
| Feb. 1 | UNC-Asheville | 70-55 | Won | (A) |
| Feb. 4 | Arkansas | 56-62 | Lost | (A) |
| Feb. 8 | Marshall | 91-58 | Won | (H) |
| Feb. 11 | Alabama | 62-68 | Lost | (H) |
| Feb. 15 | Morehead State | 78-49 | Won | (H) |
| Feb. 19 | Tennessee | 41-67 | Lost | (A) |
| Feb. 22 | Eastern Kentucky | 80-67 | Won | (H) |
| Feb. 25 | LSU | 63-49 | Won | (A) |
| March 3 | Auburn ** | 75-51 | Won | (N) |
| March 4 | Tennessee ** | 62-74 | Lost | (N) |

* Lady Kat Invitational (Lexington, Ky.)

** SEC Tournament (Chattanooga, Tenn.)

! Played at Rupp Arena

1993-94

Coach: Sharon Fanning
Record: 17-11 (5-6 SEC)
Captains: Tedra Eberhart, Jennifer Gray, Kayla Campbell and Christie Jordan

| | | | | |
|---------|--------------------|------------|------|-----|
| Nov. 26 | Marist * | 96-65 | Won | (H) |
| Nov. 27 | Georgetown * | 87-82 | Won | (H) |
| Dec. 1 | Detroit | 82-76 | Won | (A) |
| Dec. 4 | Memphis State | 91-63 | Won | (H) |
| Dec. 7 | Indiana | 74-86 | Lost | (H) |
| Dec. 10 | Western Kentucky | 77-82 (OT) | Lost | (A) |
| Dec. 18 | Ole Miss | 47-51 | Lost | (H) |
| Dec. 21 | Ohio State | 81-94 | Lost | (H) |
| Dec. 29 | Central Florida ** | 87-45 | Won | (A) |
| Dec. 30 | Florida State ** | 58-55 | Won | (N) |
| Dec. 31 | North Carolina ** | 75-80 (OT) | Lost | (N) |
| Jan. 4 | Florida | 64-81 | Lost | (A) |
| Jan. 8 | South Carolina | 82-63 | Won | (A) |
| Jan. 12 | Vanderbilt | 56-83 | Lost | (A) |
| Jan. 16 | Mississippi State | 81-79 | Won | (H) |
| Jan. 19 | Louisville | 95-62 | Won | (H) |
| Jan. 23 | Georgia | 71-70 | Won | (A) |
| Jan. 29 | Auburn | 61-75 | Lost | (A) |
| Feb. 1 | Eastern Kentucky | 99-75 | Won | (H) |
| Feb. 5 | Arkansas | 81-60 | Won | (H) |
| Feb. 8 | Cincinnati | 86-56 | Won | (H) |
| Feb. 13 | Alabama | 82-96 | Lost | (A) |
| Feb. 16 | Marshall | 66-43 | Won | (A) |
| Feb. 18 | Tennessee | 89-95 (OT) | Lost | (H) |
| Feb. 23 | Murray State | 74-67 | Won | (A) |
| Feb. 26 | LSU | 89-71 | Won | (H) |
| March 4 | South Carolina *** | 83-80 | Won | (N) |
| March 5 | Vanderbilt *** | 67-72 | Lost | (N) |

*Lady Kat Invitational (Lexington, Ky.)
 **Central Florida Holiday Classic (Orlando, Fla.)
 ***SEC Tournament (Chattanooga, Tenn.)

1992-93

Coach: Sharon Fanning
Record: 18-10 (5-6 SEC)
Captains: Cathy Proctor, Mia Daniel and Jocelyn Mills

| | | | | |
|---------|------------------------|-------|------|-----|
| Dec. 1 | Marshall | 79-44 | Won | (H) |
| Dec. 4 | Murray State * | 89-55 | Won | (H) |
| Dec. 5 | Connecticut * | 75-54 | Won | (H) |
| Dec. 9 | South Carolina | 76-55 | Won | (H) |
| Dec. 11 | UNC-Charlotte ** | 54-57 | Lost | (N) |
| Dec. 12 | West Virginia ** | 73-63 | Won | (N) |
| Dec. 19 | Oklahoma State *** | 57-61 | Lost | (N) |
| Dec. 20 | Chicago State *** | 95-33 | Won | (N) |
| Dec. 28 | Bradley | 78-49 | Won | (A) |
| Dec. 31 | Kansas | 71-61 | Won | (H) |
| Jan. 4 | Mississippi State | 73-53 | Won | (A) |
| Jan. 6 | Louisville | 58-53 | Won | (A) |
| Jan. 10 | Georgia | 69-60 | Won | (H) |
| Jan. 13 | Morehead State | 66-38 | Won | (H) |
| Jan. 16 | Auburn | 49-52 | Lost | (H) |
| Jan. 19 | Western Kentucky | 62-60 | Won | (H) |
| Jan. 23 | Arkansas | 43-45 | Lost | (A) |
| Jan. 26 | Butler | 83-76 | Won | (A) |
| Jan. 31 | Alabama | 77-73 | Won | (H) |
| Feb. 6 | Tennessee | 61-85 | Lost | (A) |
| Feb. 10 | Cincinnati | 69-72 | Lost | (A) |
| Feb. 13 | LSU | 72-65 | Won | (A) |
| Feb. 18 | Eastern Kentucky | 74-56 | Won | (H) |
| Feb. 20 | Ole Miss | 65-77 | Lost | (A) |
| Feb. 23 | Vanderbilt | 52-65 | Lost | (H) |
| Feb. 28 | Florida | 69-72 | Lost | (H) |
| March 5 | Mississippi State **** | 84-73 | Won | (N) |
| March 6 | Vanderbilt **** | 61-68 | Lost | (N) |

* Lady Kat Invitational (Lexington, Ky.)
 ** Iowa Amana Hawkeye Classic (Iowa City, Iowa)
 *** Wichita State Pizza Hut Classic (Wichita, Kan.)
 **** SEC Tournament (Chattanooga, Tenn.)

1991-92

Coach: Sharon Fanning
Record: 16-14 (5-6 SEC)
Captains: Kristi Cushenberry, Rebekah Reasor and Stacy McIntyre

| | | | | |
|---------|-------------------|------------|------|-----|
| Nov. 23 | Iowa | 68-74 | Lost | (H) |
| Nov. 26 | Miami (Ohio) | 90-60 | Won | (H) |
| Nov. 29 | Wichita State * | 79-58 | Won | (H) |
| Nov. 30 | Houston * | 70-76 | Lost | (H) |
| Dec. 3 | South Carolina | 75-63 | Won | (A) |
| Dec. 6 | St. John's ** | 83-77 | Won | (N) |
| Dec. 7 | Kansas ** | 51-62 | Lost | (A) |
| Dec. 11 | Western Kentucky | 67-66 | Won | (A) |
| Dec. 14 | George Washington | 62-71 | Lost | (A) |
| Dec. 28 | Holy Cross *** | 87-69 | Won | (N) |
| Dec. 29 | St. John's *** | 64-73 | Lost | (N) |
| Dec. 31 | Connecticut | 53-81 | Lost | (A) |
| Jan. 4 | Mississippi State | 75-52 | Won | (H) |
| Jan. 7 | Ohio State | 94-101 | Lost | (A) |
| Jan. 11 | Georgia | 65-83 | Lost | (A) |
| Jan. 14 | Cincinnati | 82-72 | Won | (H) |
| Jan. 19 | Auburn | 51-47 | Won | (A) |
| Jan. 24 | Arkansas | 75-74 (OT) | Won | (H) |
| Jan. 28 | Butler | 97-75 | Won | (H) |
| Feb. 1 | Alabama | 72-78 | Lost | (A) |
| Feb. 5 | Morehead State | 79-58 | Won | (H) |
| Feb. 8 | Tennessee | 52-77 | Lost | (H) |
| Feb. 12 | Vanderbilt | 67-93 | Lost | (A) |
| Feb. 16 | LSU | 71-55 | Won | (H) |
| Feb. 19 | Louisville | 81-71 | Won | (H) |
| Feb. 23 | Ole Miss | 69-82 | Lost | (H) |
| Feb. 29 | Florida | 73-77 | Lost | (A) |
| March 6 | Arkansas **** | 79-63 | Won | (N) |
| March 7 | Alabama **** | 95-87 | Won | (N) |
| March 8 | Tennessee **** | 80-94 | Lost | (N) |

*Lady Kat Invitational Tournament (Lexington, Ky.)
 **Kansas Dial Classic (Lawrence, Kan.)
 ***St. John's Cahill Invitational (Jamaica, N.Y.)
 ****SEC Tournament (Albany, Ga.)

**Finland & Estonia Tour
 May 1992 • 5-0**

| | |
|----------|--------------------------------|
| W, 76-56 | Tapiolan Urheiluhall (Finland) |
| W, 73-49 | Finnish Junior National Team |
| W, 71-66 | Estonia |
| W, 82-80 | Meelis Estonian |
| W, 77-53 | Espoo (Finland) |

1990-91

Coach: Sharon Fanning
Record: 20-9 (4-5 SEC)
Captains: Tracey Davis, Kristi Cushenberry and Stacy McIntyre

| | | | | |
|---------|------------------------|--------|------|-----|
| Nov. 23 | Kent State * | 114-83 | Won | (H) |
| Nov. 24 | Duquesne * | 101-56 | Won | (H) |
| Nov. 26 | Northern Kentucky | 97-79 | Won | (H) |
| Nov. 28 | Ohio State | 107-73 | Won | (H) |
| Dec. 2 | Indiana | 64-80 | Lost | (A) |
| Dec. 5 | Miami (Ohio) | 72-68 | Won | (H) |
| Dec. 7 | Bradley | 103-75 | Won | (H) |
| Dec. 15 | Dayton ! | 95-68 | Won | (H) |
| Dec. 17 | Eastern Illinois | 82-48 | Won | (H) |
| Dec. 19 | Marquette | 86-60 | Won | (A) |
| Dec. 29 | Northeast Louisiana ** | 73-66 | Won | (N) |
| Dec. 30 | Indiana ** | 78-71 | Won | (N) |
| Jan. 2 | Pepperdine | 73-64 | Won | (A) |
| Jan. 6 | LSU | 74-78 | Lost | (A) |
| Jan. 12 | Tennessee | 70-80 | Lost | (A) |
| Jan. 17 | Louisville | 63-70 | Lost | (A) |
| Jan. 20 | Vanderbilt | 80-63 | Won | (H) |

| | | | | |
|----------|--------------------|-------|------|-----|
| Jan. 27 | Alabama | 65-72 | Lost | (H) |
| Jan. 30 | Auburn | 69-72 | Lost | (H) |
| Feb. 1 | Alabama-Birmingham | 84-55 | Won | (H) |
| Feb. 3 | Georgia | 71-87 | Lost | (H) |
| Feb. 6 | Morehead State | 83-67 | Won | (A) |
| Feb. 9 | Mississippi State | 75-64 | Won | (A) |
| Feb. 13 | Cincinnati | 82-50 | Won | (A) |
| Feb. 16 | Ole Miss | 87-81 | Won | (A) |
| Feb. 21 | Eastern Kentucky | 79-71 | Won | (A) |
| Feb. 23 | Florida | 67-65 | Won | (H) |
| March 2 | LSU *** | 79-96 | Lost | (N) |
| March 13 | James Madison **** | 62-70 | Lost | (N) |

*Lady Kat Invitational Tournament (Lexington, Ky.)
 **Nevada-Reno New Year's Classic (Reno, Nevada)
 ***SEC Tournament (Albany, Ga.)
 ****NCAA Tournament First Round (East Region - Harrisonburg, Va.)
 ! Played at Rupp Arena

1989-90

Coach: Sharon Fanning
Record: 23-8 (3-6 SEC)
Captain: Vanessa Foster-Sutton
Co-Captains: Malinka Salhi, Lisa Ellis and Kris Miller

| | | | | |
|----------|--------------------|-------------|------|-----|
| Nov. 24 | Kentucky State * | 121-44 | Won | (H) |
| Nov. 25 | Missouri * | 102-84 | Won | (H) |
| Nov. 28 | Ohio State | 86-89 (3OT) | Lost | (A) |
| Nov. 30 | Miami (Ohio) | 61-56 | Won | (A) |
| Dec. 2 | Marquette | 96-68 | Won | (H) |
| Dec. 4 | Indiana ! | 76-48 | Won | (H) |
| Dec. 8 | Michigan State ** | 89-72 | Won | (A) |
| Dec. 9 | Miami (Fla.) ** | 80-71 | Won | (N) |
| Dec. 17 | Central Florida | 102-58 | Won | (A) |
| Dec. 20 | Stetson | 93-58 | Won | (A) |
| Dec. 30 | Dayton | 88-58 | Won | (A) |
| Jan. 3 | Cincinnati | 79-45 | Won | (H) |
| Jan. 7 | Vanderbilt | 70-79 | Lost | (A) |
| Jan. 11 | LSU | 79-80 (OT) | Lost | (H) |
| Jan. 15 | Mississippi State | 86-61 | Won | (H) |
| Jan. 17 | Southern Utah | 98-39 | Won | (H) |
| Jan. 22 | Tennessee | 60-76 | Lost | (H) |
| Jan. 27 | Ole Miss ! | 64-71 | Lost | (H) |
| Jan. 31 | Eastern Kentucky | 80-59 | Won | (H) |
| Feb. 3 | Georgia | 75-78 | Lost | (A) |
| Feb. 5 | Alabama-Birmingham | 81-71 | Won | (A) |
| Feb. 10 | Florida | 84-70 | Won | (A) |
| Feb. 15 | Louisville | 83-68 | Won | (H) |
| Feb. 17 | Alabama | 74-58 | Won | (A) |
| Feb. 20 | Morehead State | 106-71 | Won | (H) |
| Feb. 24 | Auburn | 60-68 | Lost | (A) |
| Feb. 27 | Middle Tennessee | 72-56 | Won | (H) |
| March 2 | Florida*** | 54-70 | Lost | (N) |
| March 22 | Maine**** | 76-66 | Won | (N) |
| March 23 | Miami (Fla.) **** | 80-68 | Won | (N) |
| March 24 | Toledo **** | 85-76 | Won | (N) |

* Lady Kat Invitational Tournament (Lexington, Ky.)
 **Michigan State Holiday Classic (East Lansing, Mich.)
 ***SEC Tournament (Albany, Ga.)
 ****NWIT (Amarillo, Texas) • ! Played at Rupp Arena

1988-89

Coach: Sharon Fanning
Record: 12-16 (3-6 SEC)
Captains: Jodie Whitaker and Pam Shrum

| | | | | |
|---------|-----------------------|-------|------|-----|
| Nov. 25 | American University * | 84-46 | Won | (H) |
| Nov. 26 | Radford * | 89-83 | Won | (H) |
| Nov. 29 | Ohio State | 80-82 | Lost | (H) |
| Dec. 3 | Ohio | 77-80 | Lost | (A) |
| Dec. 6 | Dayton | 72-59 | Won | (H) |
| Dec. 10 | Indiana | 71-83 | Lost | (A) |
| Dec. 18 | Illinois | 71-84 | Lost | (A) |
| Dec. 20 | Cincinnati | 58-61 | Lost | (A) |
| Dec. 30 | Austin Peay | 95-57 | Won | (H) |

UK HOOPS KENTUCKY OUTLOOK WILDcats STAFF REVIEW RECORDS HISTORY HONORS OPPONENTS MEDIA INFO

| | | | | |
|---------|-------------------|------------|------|-----|
| Jan. 3 | Morehead State | 70-74 | Lost | (A) |
| Jan. 6 | Vanderbilt | 74-68 | Won | (H) |
| Jan. 8 | Middle Tennessee | 68-66 | Won | (A) |
| Jan. 11 | Eastern Kentucky | 83-77 (OT) | Won | (A) |
| Jan. 13 | Marshall | 72-61 | Won | (H) |
| Jan. 16 | Kentucky State | 92-53 | Won | (H) |
| Jan. 18 | Louisville | 77-73 | Won | (A) |
| Jan. 21 | Tennessee | 57-101 | Lost | (A) |
| Jan. 24 | Western Kentucky | 75-79 | Lost | (H) |
| Jan. 28 | Ole Miss | 52-70 | Lost | (A) |
| Jan. 31 | Mississippi State | 54-64 | Lost | (A) |
| Feb. 4 | Georgia | 70-92 | Lost | (H) |
| Feb. 7 | Tennessee Tech | 68-88 | Lost | (A) |
| Feb. 11 | Florida | 97-90 | Won | (H) |
| Feb. 14 | LSU | 72-86 | Lost | (A) |
| Feb. 17 | Alabama | 89-75 | Won | (H) |
| Feb. 19 | Virginia Tech | 66-75 | Lost | (A) |
| Feb. 25 | Auburn | 70-89 | Lost | (H) |
| March 3 | Florida ** | 64-67 | Lost | (N) |

*Lady Kat Invitational Tournament (Lexington, Ky.)
 **SEC Tournament (Albany, Ga.)

1987-88

Coach: Sharon Fanning

Record: 14-15 (0-9 SEC)

Captains: Belitta Croley, Monique Tarantini and Michele Pennie

| | | | | |
|---------|--------------------|--------|------|-----|
| Nov. 27 | Louisville * | 98-77 | Won | (H) |
| Nov. 28 | East Carolina * | 93-75 | Won | (H) |
| Dec. 1 | Eastern Kentucky | 96-79 | Won | (H) |
| Dec. 7 | Tennessee Tech | 78-69 | Won | (H) |
| Dec. 9 | Indiana | 75-68 | Won | (H) |
| Dec. 11 | Western Kentucky | 56-80 | Lost | (A) |
| Dec. 20 | Morehead State | 101-83 | Won | (H) |
| Dec. 28 | Ohio | 98-85 | Won | (H) |
| Dec. 30 | Cincinnati | 67-60 | Won | (H) |
| Jan. 4 | Louisiana Tech | 63-95 | Lost | (A) |
| Jan. 7 | Mississippi State | 61-68 | Lost | (H) |
| Jan. 10 | Marshall | 57-58 | Lost | (A) |
| Jan. 13 | Alabama | 54-74 | Lost | (A) |
| Jan. 16 | Illinois State | 78-84 | Lost | (A) |
| Jan. 18 | Belmont College | 79-75 | Won | (H) |
| Jan. 23 | Florida | 64-68 | Lost | (A) |
| Jan. 28 | Vanderbilt | 68-83 | Lost | (A) |
| Jan. 30 | Tennessee State | 88-70 | Won | (A) |
| Feb. 2 | Ole Miss | 67-75 | Lost | (H) |
| Feb. 5 | Alabama-Birmingham | 76-69 | Won | (H) |
| Feb. 7 | Georgia | 70-86 | Lost | (A) |
| Feb. 10 | Dayton | 58-68 | Lost | (A) |
| Feb. 14 | Auburn | 57-93 | Lost | (A) |
| Feb. 18 | Tennessee | 75-99 | Lost | (H) |
| Feb. 23 | LSU | 74-88 | Lost | (H) |
| Feb. 25 | Middle Tennessee | 76-68 | Won | (H) |
| Feb. 29 | Virginia Tech | 80-79 | Won | (H) |
| March 4 | Vanderbilt** | 75-67 | Won | (N) |
| March 5 | Tennessee** | 66-100 | Lost | (N) |

*Lady Kat Invitational (Lexington, Ky.)
 **SEC Tournament (Albany, Ga.)

1986-87

Coach: Terry Hall

Record: 17-11 (3-6 SEC)

Captains: Sandy Harding, Debbie Miller and Melanie Warren

| | | | | |
|---------|------------------------|-------|------|-----|
| Nov. 28 | Bowling Green State * | 74-62 | Won | (H) |
| Nov. 29 | Illinois State * | 78-70 | Won | (H) |
| Dec. 3 | Indiana | 63-61 | Won | (A) |
| Dec. 6 | Miami (Fla.) | 71-55 | Won | (A) |
| Dec. 9 | Eastern Kentucky | 88-56 | Won | (A) |
| Dec. 12 | Ohio State | 71-76 | Lost | (H) |
| Dec. 14 | Illinois | 76-78 | Lost | (H) |
| Dec. 20 | Middle Tennessee State | 79-68 | Won | (A) |
| Dec. 29 | Howard ** | 65-62 | Won | (N) |
| Dec. 30 | Duke ** | 63-68 | Lost | (N) |
| Jan. 3 | Louisiana Tech | 63-64 | Lost | (H) |

| | | | | |
|---------|-------------------|-------|------|-----|
| Jan. 7 | Morehead State | 73-57 | Won | (A) |
| Jan. 11 | Tennessee | 64-76 | Lost | (A) |
| Jan. 15 | Tennessee State | 91-65 | Won | (H) |
| Jan. 17 | LSU | 73-83 | Lost | (A) |
| Jan. 21 | Vanderbilt | 74-71 | Won | (H) |
| Jan. 23 | Old Dominion | 85-70 | Won | (H) |
| Jan. 28 | Ole Miss | 64-72 | Lost | (A) |
| Jan. 30 | Mississippi State | 61-81 | Lost | (A) |
| Feb. 3 | Auburn | 53-72 | Lost | (H) |
| Feb. 7 | Alabama | 89-80 | Won | (H) |
| Feb. 14 | Florida | 83-76 | Won | (H) |
| Feb. 18 | Cincinnati | 86-56 | Won | (A) |
| Feb. 21 | Louisville | 70-48 | Won | (A) |
| Feb. 24 | Dayton | 73-57 | Won | (H) |
| Feb. 27 | Georgia | 64-73 | Lost | (H) |
| March 4 | Florida *** | 75-53 | Won | (N) |
| March 5 | Georgia *** | 64-67 | Lost | (N) |

*Lady Kat Invitational (Lexington, Ky.)
 **St. John's Christmas Tournament (Jamaica, N.Y.)
 ***SEC Tournament (Albany, Ga.)



1985-86

Coach: Terry Hall

Record: 18-11 (4-5 SEC)

Captains: Leslie Nichols, Karen Mosley and Shelly Miller

| | | | | |
|---------|--------------------|-------------|------|-----|
| Nov. 22 | Marshall | 102-73 | Won | (A) |
| Nov. 29 | Cleveland State * | 101-63 | Won | (H) |
| Nov. 30 | Middle Tennessee * | 85-77 | Won | (H) |
| Dec. 2 | Morehead State | 73-58 | Won | (H) |
| Dec. 4 | Southern Illinois | 66-62 | Won | (H) |
| Dec. 7 | Illinois | 74-78 | Lost | (A) |
| Dec. 13 | Indiana | 60-68 | Lost | (H) |
| Dec. 22 | Western Michigan | 84-80 | Won | (H) |
| Dec. 30 | Ohio State | 70-66 | Won | (A) |
| Jan. 2 | Tennessee Tech | 65-69 (OT) | Lost | (A) |
| Jan. 5 | Eastern Kentucky | 97-55 | Won | (H) |
| Jan. 8 | Ole Miss ! | 69-72 | Lost | (H) |
| Jan. 10 | Old Dominion | 69-74 | Lost | (A) |
| Jan. 14 | Dayton | 84-64 | Won | (A) |
| Jan. 18 | Florida | 66-68 | Lost | (A) |
| Jan. 21 | Cincinnati | 80-67 | Won | (H) |
| Jan. 24 | Tennessee | 96-82 | Won | (H) |
| Jan. 28 | LSU | 63-76 | Lost | (H) |
| Jan. 31 | Charleston | 111-64 | Won | (H) |
| Feb. 2 | Auburn | 91-90 (2OT) | Won | (A) |
| Feb. 5 | Vanderbilt | 79-70 | Won | (A) |
| Feb. 8 | Miami (Fla.) | 108-53 | Won | (H) |
| Feb. 12 | Alabama | 75-76 | Lost | (A) |
| Feb. 14 | Louisville | 87-77 | Won | (H) |
| Feb. 16 | Mississippi State | 66-54 | Won | (H) |
| Feb. 23 | Georgia | 67-113 | Lost | (A) |
| Feb. 26 | Detroit | 99-71 | Won | (H) |

| | | | | |
|----------|-----------|-------|------|-----|
| March 1 | LSU ** | 66-77 | Lost | (N) |
| March 12 | Drake *** | 70-73 | Lost | (A) |

*Lady Kat Dial Classic (Lexington, Ky.)

**SEC Tournament (Athens, Ga.)

***NCAA Tournament (Midwest Region - Des Moines, Iowa)

! Played at Rupp Arena

1984-85

Coach: Terry Hall

Record: 16-12 (3-5 SEC)

Captains: Leslie Nichols and Diane Stephens

| | | | | |
|---------|-----------------------|------------|------|-----|
| Nov. 20 | Cincinnati | 67-56 | Won | (H) |
| Nov. 24 | Morehead State * | 77-66 | Won | (H) |
| Nov. 25 | West Virginia * | 70-63 | Won | (H) |
| Nov. 27 | Ohio State ! | 74-61 | Won | (H) |
| Nov. 29 | Miami (Ohio) | 76-60 | Won | (A) |
| Dec. 1 | South Carolina | 75-63 | Won | (H) |
| Dec. 7 | Indiana | 64-65 | Lost | (A) |
| Dec. 11 | National College | 83-46 | Won | (A) |
| Dec. 21 | Illinois | 77-60 | Won | (H) |
| Dec. 28 | N.C. State ** | 78-69 | Won | (A) |
| Dec. 29 | #1 Old Dominion ** | 59-66 | Lost | (N) |
| Jan. 5 | Vanderbilt | 58-57 | Won | (A) |
| Jan. 9 | Dayton | 69-61 | Won | (H) |
| Jan. 13 | #1 Old Dominion | 63-64 | Lost | (H) |
| Jan. 15 | Detroit-Mercy | 76-59 | Won | (H) |
| Jan. 19 | Louisville | 63-67 | Lost | (A) |
| Jan. 23 | Tennessee | 76-72 (OT) | Won | (A) |
| Jan. 26 | Florida | 64-69 | Lost | (A) |
| Jan. 29 | Georgia | 61-57 | Won | (H) |
| Feb. 1 | New Orleans | 81-86 | Lost | (A) |
| Feb. 3 | Ole Miss | 56-82 | Lost | (A) |
| Feb. 6 | Tennessee Tech | 87-75 | Won | (H) |
| Feb. 8 | Marshall | 95-80 | Won | (H) |
| Feb. 13 | Tennessee | 66-77 | Lost | (H) |
| Feb. 15 | Florida | 54-57 | Lost | (H) |
| Feb. 17 | Georgia | 65-87 | Lost | (A) |
| Feb. 20 | Vanderbilt | 73-78 | Lost | (H) |
| Feb. 23 | Mississippi State *** | 55-58 | Lost | (H) |

*Lady Kat Dial Classic (Lexington, Ky.)

**C.Q. Data Systems Tournament at N.C. State (Raleigh, N.C.)

! Played at Rupp Arena

***SEC Tournament (Campus Sites - Lexington, Ky.)

1983-84

Coach: Terry Hall

Record: 15-13 (2-6 SEC)

Captains: Lisa Collins and Lynnette Lewis

| | | | | |
|---------|--------------------|---------------|------|-----|
| Nov. 22 | Cincinnati | 77-84 | Lost | (A) |
| Nov. 26 | Eastern Kentucky * | 77-67 | Won | (H) |
| Nov. 27 | Valdosta State * | 89-69 | Won | (H) |
| Dec. 2 | Ohio State | 73-68 | Won | (A) |
| Dec. 6 | Indiana | 58-54 | Won | (H) |
| Dec. 10 | South Carolina | 77-69 | Won | (A) |
| Dec. 20 | Alabama | 49-78 | Lost | (H) |
| Dec. 22 | Florida | 64-68 | Lost | (H) |
| Dec. 28 | Detroit-Mercy | 107-102 (2OT) | Won | (A) |
| Jan. 4 | Nebraska | 86-90 | Lost | (H) |
| Jan. 7 | Georgia | 68-69 | Lost | (H) |
| Jan. 9 | Middle Tennessee | 68-74 | Lost | (H) |
| Jan. 17 | Rutgers | 74-45 | Won | (H) |
| Jan. 20 | Dayton | 77-59 | Won | (H) |
| Jan. 22 | Vanderbilt | 74-77 | Lost | (A) |
| Jan. 25 | Tennessee | 63-75 | Lost | (H) |
| Jan. 28 | Old Dominion | 72-81 | Lost | (A) |
| Jan. 30 | New Orleans | 85-68 | Won | (H) |
| Feb. 1 | Ole Miss | 69-59 | Won | (H) |
| Feb. 3 | Florida | 76-61 | Won | (A) |
| Feb. 5 | Georgia | 61-87 | Lost | (A) |
| Feb. 12 | Tennessee | 65-67 | Lost | (A) |
| Feb. 15 | DePaul | 77-63 | Won | (H) |
| Feb. 18 | Auburn | 63-83 | Lost | (A) |
| Feb. 20 | Vanderbilt | 89-70 | Won | (H) |

| | | | | |
|---------|------------------|--------|------|-----|
| Feb. 22 | National College | 109-46 | Won | (H) |
| Feb. 25 | Louisville | 94-83 | Won | (H) |
| March 3 | LSU ** | 81-91 | Lost | (N) |

*Lady Kat Dial Classic (Lexington, Ky.)
**SEC Tournament (Athens, Ga.)

Japan Summer 1983 • 5-1

| | |
|---------------|---------------------------|
| W, 61-58 | Japan National (Tokyo) |
| W, 59-51 | Japan National (Kyoto) |
| W, 70-54 | Japan National (Nagoya) |
| W, 76-75 (OT) | Japan National (Kobe) |
| W, 58-53 | Japan National (Shizuoka) |
| L, 59-66 | Japan National (Yokohama) |

1982-83

Coach: Terry Hall

Record: 23-5 (6-2 SEC)

Captains: Valerie Still, Patty Jo Hedges and Lea Wise

| | | | | |
|----------|------------------|------------|------|-----|
| Nov. 27 | Cincinnati | 84-76 | Won | (H) |
| Dec. 2 | Ohio State | 73-60 | Won | (H) |
| Dec. 5 | Miami (Ohio) | 90-61 | Won | (H) |
| Dec. 8 | Indiana | 85-72 | Won | (A) |
| Dec. 11 | East Tennessee | 97-52 | Won | (H) |
| Dec. 19 | Charleston | 106-81 | Won | (H) |
| Dec. 21 | Florida | 71-66 | Won | (H) |
| Jan. 3 | Memphis State | 71-75 | Lost | (A) |
| Jan. 6 | Middle Tennessee | 73-68 | Won | (H) |
| Jan. 10 | Tennessee Tech | 102-67 | Won | (H) |
| Jan. 14 | South Florida * | 93-65 | Won | (H) |
| Jan. 15 | Arkansas * | 77-43 | Won | (H) |
| Jan. 18 | Alabama | 104-77 | Won | (A) |
| Jan. 20 | Louisville | 79-66 | Won | (A) |
| Jan. 23 | Vanderbilt | 106-85 | Won | (A) |
| Jan. 26 | DePaul | 72-48 | Won | (A) |
| Jan. 30 | Georgia | 66-59 (OT) | Won | (H) |
| Feb. 2 | South Carolina | 89-77 | Won | (H) |
| Feb. 5 | Old Dominion | 80-66 | Won | (H) |
| Feb. 9 | Tennessee | 85-95 | Lost | (H) |
| Feb. 12 | Vanderbilt | 80-71 | Won | (H) |
| Feb. 16 | Rutgers | 89-80 | Won | (A) |
| Feb. 18 | Auburn | 77-55 | Won | (H) |
| Feb. 20 | Georgia | 81-99 | Lost | (A) |
| Feb. 22 | Florida | 78-68 | Won | (A) |
| Feb. 27 | Tennessee | 81-69 | Won | (A) |
| March 3 | Auburn ** | 70-85 | Lost | (N) |
| March 18 | Indiana *** | 76-87 | Lost | (N) |

*Lady Kat Invitational (Lexington, Ky.)

**SEC Tournament (Knoxville, Tenn.)

***NCAA Tournament First Round (Midwest Region - Lexington, Ky.)

Japan July 1982 • 5-1

| | |
|----------|-----------------------------------|
| W, 76-63 | Unitika (Tokyo) |
| W, 66-54 | Chanson (Nagoya) |
| W, 71-47 | Japan National B Team (Kobe) |
| W, 74-53 | Japan National A Team (Hamamatsu) |
| L, 62-70 | Kyodo Oil (Funabashi) |
| W, 77-59 | Japan National A Team (Odawara) |

1981-82

SEC CHAMPIONS

Coach: Terry Hall

Record: 24-8

Captains: Patty Jo Hedges and Tayna Fogle

| | | | | |
|---------|----------------|-------|------|-----|
| Nov. 30 | UT-Chattanooga | 82-51 | Won | (H) |
| Dec. 4 | N.C. State * | 67-77 | Lost | (N) |
| Dec. 5 | Seton Hall * | 90-62 | Won | (A) |
| Dec. 8 | Indiana ! | 83-68 | Won | (H) |

| | | | | |
|----------|----------------------|-------|------|-----|
| Dec. 10 | Vanderbilt | 84-61 | Won | (H) |
| Dec. 12 | Ohio State | 69-75 | Lost | (A) |
| Dec. 21 | UCLA | 83-72 | Won | (H) |
| Dec. 31 | Florida | 97-61 | Won | (H) |
| Jan. 3 | Georgia | 62-59 | Won | (H) |
| Jan. 5 | East Carolina | 78-67 | Won | (H) |
| Jan. 7 | Indiana State | 87-43 | Won | (H) |
| Jan. 9 | Tennessee Tech | 72-55 | Won | (A) |
| Jan. 15 | Cincinnati ** | 79-66 | Won | (H) |
| Jan. 16 | Southern Illinois ** | 74-56 | Won | (H) |
| Jan. 20 | Old Dominion | 68-91 | Lost | (A) |
| Jan. 23 | Michigan | 98-71 | Won | (H) |
| Jan. 26 | Vanderbilt | 86-76 | Won | (A) |
| Jan. 28 | Tennessee | 76-81 | Lost | (A) |
| Jan. 31 | Memphis State | 69-70 | Lost | (H) |
| Feb. 4 | Georgia State | 86-65 | Won | (A) |
| Feb. 6 | Georgia | 77-76 | Won | (A) |
| Feb. 9 | National College | 94-65 | Won | (H) |
| Feb. 13 | South Carolina | 81-91 | Lost | (A) |
| Feb. 18 | Tennessee | 61-65 | Lost | (H) |
| Feb. 20 | Florida | 89-87 | Won | (A) |
| Feb. 23 | Louisville | 84-80 | Won | (H) |
| Feb. 26 | Alabama *** | 82-76 | Won | (H) |
| Feb. 27 | LSU *** | 85-71 | Won | (H) |
| Feb. 28 | Tennessee *** | 80-74 | Won | (H) |
| March 14 | Illinois **** | 88-80 | Won | (H) |
| March 18 | South Carolina ***** | 73-69 | Won | (N) |
| March 20 | Louisiana Tech ***** | 60-82 | Lost | (A) |

*Detroit Classic Tournament (Detroit, Mich.) - Calihan Hall

**Lady Kat Invitational (Lexington, Ky.)

! Played at Rupp Arena

***SEC Tournament (Lexington, Ky.)

****NCAA First Round (Lexington, Ky.)

*****NCAA Midwest Regionals (Ruston, La.)

1980-81

Coach: Terry Hall

Record: 25-6

Captains: Liz Lukschu, Maria Donhoff and Valerie Still

| | | | | |
|----------|----------------------|------------|------|-----|
| Dec. 1 | Charleston | 94-57 | Won | (H) |
| Dec. 4 | Cincinnati | 76-66 | Won | (H) |
| Dec. 6 | Indiana | 93-62 | Won | (A) |
| Dec. 10 | Murray State | 72-63 | Won | (A) |
| Dec. 13 | Carson-Newman ! | 93-54 | Won | (H) |
| Jan. 1 | Morehead State | 84-64 | Won | (H) |
| Jan. 3 | Murray State | 81-54 | Won | (H) |
| Jan. 6 | Northern Kentucky | 82-69 | Won | (H) |
| Jan. 8 | Louisville | 88-66 | Won | (A) |
| Jan. 11 | Rutgers | 67-69 (OT) | Lost | (A) |
| Jan. 13 | Western Kentucky | 77-70 | Won | (A) |
| Jan. 16 | James Madison * | 72-54 | Won | (H) |
| Jan. 17 | Indiana State * | 93-80 | Won | (H) |
| Jan. 22 | UT-Chattanooga | 88-64 | Won | (H) |
| Jan. 24 | South Carolina | 70-65 (OT) | Won | (H) |
| Jan. 27 | Eastern Kentucky | 79-62 | Won | (A) |
| Jan. 30 | Mississippi State ** | 106-82 | Won | (N) |
| Jan. 31 | Auburn ** | 66-70 | Lost | (N) |
| Feb. 1 | Georgia ** | 62-73 | Lost | (N) |
| Feb. 3 | Eastern Kentucky | 74-60 | Won | (H) |
| Feb. 6 | Tennessee | 65-81 | Lost | (A) |
| Feb. 10 | Northern Kentucky | 88-75 | Won | (A) |
| Feb. 14 | Louisville | 83-59 | Won | (H) |
| Feb. 16 | Western Kentucky | 95-72 | Won | (H) |
| Feb. 21 | Morehead State | 66-51 | Won | (A) |
| March 2 | Marshall | 100-60 | Won | (H) |
| March 10 | N.C. State *** | 75-74 (OT) | Won | (H) |
| March 13 | Tennessee *** | 49-58 | Lost | (N) |
| March 14 | South Carolina *** | 87-69 | Won | (N) |
| March 18 | Syracuse **** | 87-63 | Won | (H) |
| March 21 | Maryland **** | 82-83 | Lost | (A) |

*Lady Kat Invitational (Lexington, Ky.)

**SEC Tournament (Baton Rouge, La.)

AIAW Region II Tournament *AIAW Championships

! Played at Rupp Arena

Japan July 1981 • 2-5

| | |
|----------|-------------------|
| L, 59-72 | Japan (Kyoto) |
| L, 60-78 | Japan (Osaka) |
| W, 75-73 | Japan (Hamamatsu) |
| L, 59-67 | Japan (Nagoya) |
| L, 65-67 | Japan (Shizuoka) |
| W, 65-64 | Japan (Funabashi) |
| L, 56-59 | Japan (Tokyo) |

1979-80

Coach: Debbie Yow

Record: 24-5

Captains: Team

| | | | | |
|----------|----------------------|------------|------|-----|
| Dec. 1 | Cincinnati | 81-45 | Won | (A) |
| Dec. 8 | Carson-Newman ! | 96-58 | Won | (H) |
| Dec. 11 | Louisville | 76-57 | Won | (A) |
| Dec. 15 | Indiana ! | 102-52 | Won | (H) |
| Dec. 17 | Eastern Kentucky | 100-77 | Won | (H) |
| Jan. 3 | South Carolina | 61-84 | Lost | (A) |
| Jan. 5 | South Carolina State | 87-72 | Won | (A) |
| Jan. 9 | Northern Kentucky | 79-63 | Won | (A) |
| Jan. 12 | Rutgers ! | 97-78 | Won | (H) |
| Jan. 14 | Western Kentucky | 99-43 | Won | (H) |
| Jan. 18 | Georgia * | 82-61 | Won | (H) |
| Jan. 19 | Mississippi State * | 86-68 | Won | (H) |
| Jan. 22 | Morehead State | 86-67 | Won | (H) |
| Jan. 27 | Ohio State | 90-59 | Won | (H) |
| Jan. 29 | Eastern Kentucky | 92-60 | Won | (A) |
| Jan. 31 | Murray State | 95-59 | Won | (H) |
| Feb. 2 | Tennessee | 83-91 (OT) | Lost | (H) |
| Feb. 8 | Alabama ** | 77-69 | Won | (A) |
| Feb. 9 | Ole Miss ** | 62-79 | Lost | (A) |
| Feb. 10 | Auburn ** | 88-59 | Won | (N) |
| Feb. 12 | Northern Kentucky | 62-61 | Won | (H) |
| Feb. 16 | Louisville | 83-64 | Won | (H) |
| Feb. 20 | Morehead State | 90-79 | Won | (A) |
| Feb. 23 | Western Kentucky | 82-64 | Won | (A) |
| Feb. 25 | Murray State | 76-67 | Won | (A) |
| Feb. 29 | Louisville *** | 85-54 | Won | (H) |
| March 1 | Morehead State *** | 80-61 | Won | (H) |
| March 6 | N.C. State **** | 63-71 | Lost | (A) |
| March 12 | Oregon **** | 81-86 | Lost | (A) |

*Lady Kat Invitational Tournament (1st) (Lexington, Ky.)

**SEC Championship (Knoxville, Tenn.)

***KWIC State Championship (1st) (Lexington, Ky.)

****AIAW National Championship

! Played at Rupp Arena

1978-79

Coach: Debbie Yow

Record: 13-16

Captains: Linda Edelman, Debbie Mack and Debra Oden

| | | | | |
|---------|--------------------|------------|------|-----|
| Nov. 17 | Middle Tennessee * | 87-90 | Lost | (A) |
| Nov. 18 | Miss. U. for Women | 76-81 (OT) | Lost | (N) |
| Nov. 28 | Cincinnati | 94-47 | Won | (H) |
| Dec. 2 | Ohio State | 70-59 | Won | (A) |
| Dec. 6 | Murray State | 86-68 | Won | (A) |
| Dec. 11 | Morehead State | 76-83 | Lost | (H) |
| Dec. 15 | Florida *** | 80-69 | Won | (H) |
| Dec. 16 | Dayton *** | 65-72 | Lost | (H) |
| Dec. 19 | Northern | 53-71 | Lost | (H) |
| Jan. 5 | Eastern Kentucky | 73-52 | Won | (H) |
| Jan. 8 | Louisville | 49-51 | Lost | (A) |
| Jan. 10 | South Carolina | 41-66 | Lost | (H) |
| Jan. 13 | Alabama | 70-83 | Lost | (A) |
| Jan. 15 | Mississippi State | 52-67 | Lost | (A) |
| Jan. 20 | Tennessee | 66-64 | Won | (H) |
| Jan. 22 | Eastern Kentucky | 76-54 | Won | (A) |
| Jan. 24 | Western Kentucky | 66-67 | Lost | (H) |
| Jan. 28 | Old Dominion | 65-81 | Lost | (H) |

| | | | | |
|---------|------------------------|------------|------|-----|
| Jan. 30 | Northern Kentucky | 72-71 | Won | (A) |
| Feb. 3 | Murray State | 82-72 | Won | (H) |
| Feb. 6 | Louisville | 67-68 | Lost | (H) |
| Feb. 10 | Detroit ! | 80-61 | Won | (H) |
| Feb. 13 | Indiana | 59-53 | Won | (A) |
| Feb. 17 | Tennessee | 51-89 | Lost | (A) |
| Feb. 21 | Western Kentucky | 62-58 (OT) | Won | (A) |
| Feb. 24 | Morehead State | 69-86 | Lost | (A) |
| March 1 | Murray State **** | 82-59 | Won | (A) |
| March 2 | Northern Kentucky **** | 69-71 | Lost | (A) |
| March 3 | Louisville **** | 65-61 | Lost | (N) |

*Middle Tennessee State Tournament
 ***Lady Kat Invitational Tournament (Lexington, Ky.)
 ****Kentucky Women's Intercollegiate Conference State Tournament (Bowling Green, Ky.)
 ! Played at Rupp Arena



Debbie Yow
 Overall Record: 79-40 (1976-80)

1977-78

Coach: Debbie Yow
Record: 23-12

Captain: Pam Browning

| | | | | |
|---------|----------------------|-------------|------|-----|
| Nov. 17 | Memphis State * | 101-94 | Won | (N) |
| Nov. 18 | Miss. U. for Women * | 78-75 | Won | (N) |
| Nov. 19 | Middle Tennessee | 82-80 | Won | (A) |
| Nov. 29 | Northern Kentucky | 83-65 | Won | (A) |
| Nov. 30 | Ohio State | 58-70 | Lost | (H) |
| Dec. 3 | Eastern Kentucky | 79-73 | Won | (A) |
| Dec. 5 | Tennessee Tech | 69-89 | Lost | (A) |
| Dec. 13 | Murray State | 102-64 | Won | (H) |
| Dec. 17 | Morehead State | 72-73 | Lost | (A) |
| Dec. 19 | Louisville | 94-88 (OT) | Won | (A) |
| Dec. 21 | Dayton | 98-64 | Won | (H) |
| Jan. 6 | #7 UCLA ** | 72-97 | Lost | (N) |
| Jan. 7 | North Carolina ** | 65-73 | Lost | (N) |
| Jan. 11 | Louisville | 85-72 | Won | (H) |
| Jan. 15 | #17 Immaculata | 74-64 | Won | (H) |
| Jan. 19 | Alabama *** | 62-66 (OT) | Lost | (H) |
| Jan. 20 | Indiana *** | 73-34 | Won | (H) |
| Jan. 25 | Eastern Kentucky | 85-73 | Won | (H) |
| Jan. 28 | #3 Tennessee | 90-92 (2OT) | Lost | (H) |
| Jan. 30 | Western Kentucky | 82-84 | Lost | (A) |
| Feb. 1 | Marshall | 93-43 | Won | (H) |
| Feb. 8 | Western Kentucky | 73-52 | Won | (H) |
| Feb. 11 | Northern Kentucky | 79-72 | Won | (H) |
| Feb. 16 | Murray State | 79-58 | Won | (A) |
| Feb. 21 | Tennessee Tech | 81-72 | Won | (H) |
| Feb. 23 | Morehead State | 75-68 | Won | (H) |
| Feb. 25 | Tennessee | 66-69 | Lost | (A) |

| | | | | |
|----------|-----------------------|-------------|------|-----|
| March 3 | Morehead State **** | 84-76 | Won | (H) |
| March 5 | Western Kentucky **** | 61-49 | Won | (H) |
| March 9 | East Carolina ***** | 81-65 | Won | (N) |
| March 10 | Tennessee ***** | 60-76 | Lost | (N) |
| March 11 | Old Dominion ***** | 66-82 | Lost | (N) |
| March 16 | Kansas \$ | 92-87 (2OT) | Won | (N) |
| March 17 | Texas \$ | 60-75 | Lost | (N) |
| March 18 | Cal St. Lg Bch \$ | 79-69 | Won | (N) |

*MTSU Tournament
 **at N.C. State
 ***LKIT
 ****State
 *****AIAW Region II (Chapel Hill, S.C.) \$NWIT (Amarillo, Texas)

1976-77

Coach: Debbie Yow

Record: 19-7

Captains: Ceal Barry and Pam Browning

| | | | | |
|---------|----------------------|--------|------|-----|
| Nov. 13 | Tennessee | 53-107 | Lost | (A) |
| Nov. 22 | Belmont | 76-65 | Won | (A) |
| Nov. 29 | Northern Kentucky ! | 60-58 | Won | (A) |
| Dec. 1 | Morris Harvey | 78-70 | Won | (A) |
| Dec. 4 | #2 Tennessee Tech | 72-70 | Won | (H) |
| Dec. 6 | #18 Indiana | 58-57 | Won | (A) |
| Dec. 8 | Marshall | 65-58 | Won | (A) |
| Dec. 17 | Belhaven * | 56-74 | Lost | (A) |
| Dec. 17 | Indiana * | 57-46 | Won | (A) |
| Dec. 18 | Pittsburgh * | 74-67 | Won | (A) |
| Dec. 18 | Central Missouri * | 74-67 | Won | (A) |
| Jan. 7 | Tennessee | 57-82 | Lost | (H) |
| Jan. 15 | Dayton | 69-66 | Won | (A) |
| Jan. 21 | UT-Chattanooga ** | 75-58 | Won | (A) |
| Jan. 22 | UT-Martin ** | 63-56 | Won | (A) |
| Jan. 22 | Tennessee Tech ** | 69-92 | Lost | (A) |
| Jan. 25 | Morehead State | 76-68 | Won | (A) |
| Jan. 29 | Louisville | 45-60 | Lost | (A) |
| Feb. 11 | Western Kentucky | 76-66 | Won | (H) |
| Feb. 14 | Northern Kentucky | 83-89 | Lost | (H) |
| Feb. 21 | Mt. St. Joe | 85-64 | Won | (H) |
| Feb. 22 | Morehead State | 84-73 | Won | (H) |
| Feb. 24 | Louisville | 92-73 | Won | (H) |
| March 3 | Louisville *** | 85-61 | Won | (H) |
| March 4 | Western Kentucky *** | 63-71 | Lost | (H) |
| March 5 | Eastern Kentucky *** | 91-79 | Won | (H) |

*Miss. College for Women Invitational (Columbus, Miss.)
 **Tennessee Tech Tournament
 ***Kentucky Women's Intercollegiate Conference Tournament



Sue Feamster
 Overall Record: 64-39 (1971-76)

! Played at Rupp Arena

1975-76

Coach: Sue Feamster

Record: 13-12

Captains: Team

| | | | | |
|---------|-----------------------|-------------|------|-----|
| Dec. 6 | Tennessee Tech | 71-79 | Lost | (A) |
| Dec. 10 | Marshall | 57-56 | Won | (H) |
| Dec. 13 | W. Va. AAU | 50-40 | Won | (H) |
| Dec. 15 | Louisville | 75-37 | Won | (A) |
| Dec. 16 | Northern Kentucky | 55-56 | Lost | (A) |
| Dec. 18 | Gulf Coast * | 79-77 (2OT) | Won | (A) |
| Dec. 19 | Delta State * | 40-89 | Lost | (A) |
| Dec. 19 | Anderson College * | 71-81 | Lost | (A) |
| Dec. 20 | Ohio State | 60-56 | Won | (A) |
| Jan. 12 | Edinboro | 72-78 | Lost | (H) |
| Jan. 16 | Western Kentucky | 39-74 | Lost | (A) |
| Jan. 17 | Morehead State | 104-63 | Won | (H) |
| Jan. 23 | Tennessee ** | 67-70 | Lost | (N) |
| Jan. 24 | Austin Peay ** | 76-61 | Won | (N) |
| Jan. 30 | Dayton | 63-49 | Won | (H) |
| Jan. 31 | Mt. St. Joe | 53-50 | Won | (A) |
| Feb. 2 | Morehead | 75-60 | Won | (A) |
| Feb. 6 | Bellarmine *** | 72-52 | Won | (A) |
| Feb. 7 | Eastern Kentucky *** | 54-70 | Lost | (A) |
| Feb. 14 | Eastern Kentucky | 51-76 | Lost | (H) |
| Feb. 16 | Ohio State | 50-70 | Lost | (A) |
| Feb. 21 | Belmont | 60-75 | Lost | (H) |
| Feb. 26 | Louisville AAU | 64-35 | Won | (H) |
| March 3 | Louisville **** | 75-59 | Won | (H) |
| March 4 | Western Kentucky **** | 69-71 | Lost | (H) |

*Christmas Tournament
 **Tennessee Tech Tournament
 ***Louisville Classic
 ****Kentucky Women's Intercollegiate Conf. Tourn.

1974-75

Coach: Sue Feamster

Record: 16-9

| | | | |
|---------|-------------------------|---------|-------|
| Dec. 3 | Lexington Merchants | 71-25 | W |
| Dec. 6 | AAU Pavers | 78-41 | W |
| Dec. 9 | AAU Presby. Church | 40-42 | L |
| Dec. 13 | AAU Pavers | 61-39 | W |
| Jan. 10 | Bellarmine | 83-32 | W |
| Jan. 11 | Louisville | 57-40 | W |
| Jan. 14 | Northern | 68-56 | W |
| Jan. 18 | Dayton | 52-46 | W (A) |
| Jan. 22 | Tennessee Tech | Forfeit | W |
| Jan. 24 | Indiana | 57-88 | L |
| Jan. 29 | Eastern Kentucky | 54-63 | L |
| Jan. 31 | Mt. Saint Joseph | 72-39 | W |
| Feb. 1 | Australian National | 40-119 | L |
| Feb. 2 | Ohio State | 66-77 | L |
| Feb. 5 | Marshall | 62-45 | W |
| Feb. 10 | Morehead State | 58-41 | W |
| Feb. 11 | Eastern Kentucky | 54-74 | L |
| Feb. 14 | Middle Tennessee | 53-52 | W |
| Feb. 15 | Miss. St. Co. for Women | 42-80 | L |
| Feb. 24 | UT-Chattanooga | 67-59 | W |
| Feb. 28 | Morehead State * | 71-40 | W |
| Feb. 29 | Murray State * | 47-45 | W |
| Feb. 29 | Eastern Kentucky | 49-62 | L |
| March 5 | Union # | 80-66 | W |
| March 5 | Tennessee Tech # | 68-84 | L |

*KWIC State
 # Regional II

RECORDS VS. MAJOR CONFERENCES

America East

| | |
|-------------------|------------|
| Albany | n/a |
| Binghamton | n/a |
| Boston University | n/a |
| Hartford | n/a |
| Maine | 1-0 |
| New Hampshire | n/a |
| Stony Brook | n/a |
| Vermont | n/a |
| UMBC | n/a |
| Total | 1-0 |

Atlantic Coast

| | |
|----------------------|--------------|
| Boston College | n/a |
| Clemson | 0-1 |
| Duke | 0-2 |
| Florida State | 1-0 |
| Georgia Tech | 0-0 |
| Maryland | 0-1 |
| Miami (Florida) | 5-1 |
| North Carolina | 0-4 |
| North Carolina State | 2-3 |
| Virginia | n/a |
| Virginia Tech | 1-1 |
| Wake Forest | 1-1 |
| Total | 10-14 |

Atlantic Sun

| | |
|----------------------|------------|
| Belmont | 2-1 |
| Campbell | n/a |
| East Tennessee State | 1-0 |
| FGCU | 1-0 |
| Jacksonville | n/a |
| Kennesaw State | n/a |
| Lipscomb | 1-0 |
| Mercer | n/a |
| North Florida | n/a |
| Stetson | 2-0 |
| USC Upstate | 1-0 |
| Total | 8-1 |

Atlantic 10

| | |
|--------------------|--------------|
| Charlotte | n/a |
| Dayton | 12-3 |
| Duquesne | 2-0 |
| Fordham | n/a |
| George Washington | 0-2 |
| La Salle | n/a |
| Massachusetts | 2-0 |
| Rhode Island | n/a |
| Richmond | n/a |
| St. Bonaventure | n/a |
| St. Joseph's (Pa.) | n/a |
| St. Louis | n/a |
| Temple | 1-1 |
| Xavier (Ohio) | 1-4 |
| Total | 18-10 |

Big East

| | |
|-------------------|-------|
| Cincinnati | 17-6 |
| Connecticut | 1-2 |
| DePaul | 2-0 |
| Georgetown | 2-0 |
| Louisville | 28-16 |
| Marquette | 2-0 |
| Notre Dame | n/a |
| Pittsburgh | 1-0 |
| Providence | n/a |
| Rutgers | 3-2 |
| St. John's (N.Y.) | 2-1 |

| | |
|---------------|--------------|
| Seton Hall | 1-0 |
| South Florida | 1-0 |
| Syracuse | 2-0 |
| Villanova | 1-0 |
| West Virginia | 2-1 |
| Total | 67-28 |

Big Sky

| | |
|--------------------|-----|
| Eastern Washington | n/a |
| Idaho State | n/a |
| Montana | n/a |
| Montana State | n/a |
| Northern Arizona | n/a |
| Northen Colorado | n/a |
| Portland State | n/a |
| Sacramento State | n/a |
| Weber State | n/a |

Big South

| | |
|---------------------|------------|
| Charleston Southern | 1-0 |
| Coastal Carolina | n/a |
| Gardner-Webb | n/a |
| High Point | 1-0 |
| Liberty | 1-1 |
| N.C. Asheville | 2-0 |
| Presbyterian | n/a |
| Radford | 1-0 |
| Winthrop | 1-0 |
| Total | 7-1 |

Big Ten

| | |
|----------------|--------------|
| Illinois | 2-3 |
| Indiana | 13-12 |
| Iowa | 0-1 |
| Michigan | 1-2 |
| Michigan State | 1-3 |
| Minnesota | 0-1 |
| Northwestern | 2-1 |
| Ohio State | 9-13 |
| Penn State | n/a |
| Purdue | 0-2 |
| Wisconsin | 0-1 |
| Total | 28-39 |

Big 12

| | |
|----------------|------------|
| Baylor | n/a |
| Colorado | n/a |
| Iowa State | n/a |
| Kansas | 2-1 |
| Kansas State | n/a |
| Missouri | 1-1 |
| Nebraska | 1-2 |
| Oklahoma | n/a |
| Oklahoma State | 0-1 |
| Texas | 0-2 |
| Texas A&M | n/a |
| Texas Tech | n/a |
| Total | 4-7 |

Big West

| | |
|--------------------|------------|
| Cal Poly SLO | n/a |
| Cal St. Fullerton | n/a |
| Cal St. Northridge | 1-0 |
| Long Beach State | 1-0 |
| Pacific | 1-0 |
| UC-Davis | n/a |
| UC-Irvine | n/a |
| UC-Riverside | n/a |
| UC-Santa Barbara | n/a |
| Total | 3-0 |

Colonial

| | |
|-----------------------|--------------|
| Delaware | 0-1 |
| Drexel | n/a |
| George Mason | n/a |
| Georgia State | 1-0 |
| Hofstra | 1-0 |
| James Madison | 2-1 |
| N.C.-Wilmington | n/a |
| Northeastern | 1-0 |
| Old Dominion | 3-8 |
| Towson | n/a |
| Virginia Commonwealth | 1-1 |
| William and Mary | 1-0 |
| Total | 10-11 |

Conference USA

| | |
|--------------------|-------------|
| Alabama-Birmingham | 4-0 |
| Central Florida | 2-0 |
| East Carolina | 3-0 |
| Houston | 0-2 |
| Marshall | 13-2 |
| Memphis | 3-4 |
| Rice | n/a |
| Southern Methodist | n/a |
| Southern Miss | 1-0 |
| Tulane | n/a |
| Tulsa | n/a |
| UTEP | n/a |
| Total | 26-8 |

Horizon League

| | |
|---------------------|-------------|
| Butler | 3-0 |
| Cleveland State | 1-0 |
| Detroit | 8-0 |
| Illinois-Chicago | 1-0 |
| Loyola (Ill.) | n/a |
| Valparaiso | n/a |
| Wisconsin-Green Bay | n/a |
| Wisconsin-Milwaukee | n/a |
| Wright State | n/a |
| Youngstown State | n/a |
| Total | 13-0 |

Ivy League

| | |
|--------------|-----|
| Brown | n/a |
| Columbia | n/a |
| Cornell | n/a |
| Dartmouth | n/a |
| Harvard | n/a |
| Pennsylvania | n/a |
| Princeton | n/a |
| Yale | n/a |

Metro Atlantic Athletic

| | |
|--------------|------------|
| Canisius | n/a |
| Fairfield | n/a |
| Iona | n/a |
| Loyola (Md.) | 1-0 |
| Manhattan | n/a |
| Marist | 1-0 |
| Niagra | n/a |
| Rider | n/a |
| St. Peter's | n/a |
| Siena | n/a |
| Total | 2-0 |

Mid-American

| | |
|------------|-----|
| Akron | n/a |
| Ball State | 1-0 |

| | |
|---------------------|-------------|
| Bowling Green State | 2-0 |
| Buffalo | n/a |
| Central Michigan | n/a |
| Eastern Michigan | 1-0 |
| Kent State | 2-0 |
| Miami (Ohio) | 12-2 |
| Northern Illinois | n/a |
| Ohio University | 2-1 |
| Toledo | 2-1 |
| Western Michigan | 2-0 |
| Total | 24-4 |

Mid-Continent

| | |
|--------------------|------------|
| Centenary (La.) | n/a |
| IPFW | 1-0 |
| IUPUI | 2-0 |
| North Dakota State | n/a |
| Oakland | 1-0 |
| Oral Roberts | n/a |
| Southern Utah | 1-0 |
| South Dakota State | 0-1 |
| UMKC | n/a |
| Western Illinois | n/a |
| Total | 5-1 |

Mid-Eastern Athletic

| | |
|----------------------|------------|
| Bethune-Cookman | n/a |
| Coppin State | n/a |
| Delaware State | n/a |
| Florida A&M | 1-0 |
| Hampton | n/a |
| Howard | 1-0 |
| Md.-Eastern Shore | n/a |
| Morgan State | n/a |
| Norfolk State | n/a |
| North Carolina A&T | 1-0 |
| South Carolina State | 1-0 |
| Total | 4-0 |

Missouri Valley

| | |
|-------------------|-------------|
| Bradley | 2-0 |
| Creighton | n/a |
| Drake | 0-1 |
| Evansville | 0-2 |
| Illinois State | 1-1 |
| Indiana State | 3-0 |
| Missouri State | n/a |
| Northern Iowa | n/a |
| Southern Illinois | 4-0 |
| Wichita State | 2-0 |
| Total | 12-4 |

Mountain West

| | |
|-----------------|------------|
| Air Force | n/a |
| BYU | n/a |
| Colorado State | n/a |
| New Mexico | 1-0 |
| San Diego State | n/a |
| Texas Christian | n/a |
| UNLV | n/a |
| Utah | n/a |
| Wyoming | n/a |
| Total | 1-0 |

Northeast

| | |
|---------------------|-----|
| Central Conn. State | n/a |
| Fairleigh Dickinson | n/a |
| Long Island | 1-0 |
| Monmouth (N.J.) | n/a |

| | |
|------------------------|------------|
| Mount St. Mary's (Md.) | n/a |
| Robert Morris | n/a |
| Sacred Heart | n/a |
| St. Francis (N.Y.) | n/a |
| Saint Francis (Pa.) | 1-0 |
| Quinnipac | n/a |
| Wagner | n/a |
| Total | 2-0 |

Ohio Valley

| | |
|--------------------------|--------------|
| Austin Peay | 5-0 |
| Eastern Illinois | 2-0 |
| Eastern Kentucky | 22-6 |
| Jacksonville State | n/a |
| Morehead State | 22-4 |
| Murray State | 12-0 |
| Southeast Missouri State | n/a |
| UT-Martin | 3-0 |
| Tennessee State | 3-0 |
| Tennessee Tech | 7-6 |
| Total | 76-16 |

Pacific 10

| | |
|------------------|------------|
| Arizona | n/a |
| Arizona State | n/a |
| California | n/a |
| Oregon | 0-1 |
| Oregon State | 1-0 |
| Southern Cal. | n/a |
| Stanford | n/a |
| UCLA | 1-4 |
| Washington | 0-1 |
| Washington State | 1-0 |
| Total | 3-6 |

Patriot League

| | |
|---------------------|------------|
| American University | 1-0 |
| Army | n/a |
| Bucknell | n/a |
| Colgate | n/a |
| Holy Cross | 1-0 |
| Lafayette | 1-0 |
| Lehigh | n/a |
| Navy | n/a |
| Total | 3-0 |

Southeastern

| | |
|-------------------|----------------|
| Alabama | 18-15 |
| Arkansas | 11-12 |
| Auburn | 11-23 |
| Florida | 19-21 |
| Georgia | 11-29 |
| LSU | 7-26 |
| Ole Miss | 10-19 |
| Mississippi State | 16-16 |
| South Carolina | 24-16 |
| Tennessee | 6-43 |
| Vanderbilt | 12-25 |
| Total | 145-245 |

Southern

| | |
|-----------------------|-----|
| Appalachian State | n/a |
| College of Charleston | 3-0 |
| Davidson | n/a |
| Elon | n/a |
| Furman | n/a |
| Ga. Southern | n/a |
| Samford | n/a |
| UNC-Greensboro | n/a |
| UT-Chattanooga | 6-0 |

| | |
|------------------|-------------|
| Western Carolina | n/a |
| Wofford | 1-0 |
| Total | 10-0 |

Southland

| | |
|--------------------------|------------|
| Central Arkansas | n/a |
| Lamar | n/a |
| McNeese State | n/a |
| Nicholls State | 1-0 |
| Northwestern St. (La.) | n/a |
| Sam Houston State | 1-0 |
| Southeastern Louisiana | n/a |
| Stephen F. Austin | n/a |
| Texas A&M-Corpus Christi | n/a |
| Texas-Arlington | n/a |
| Texas-San Antonio | n/a |
| Texas State | n/a |
| Total | 2-0 |

Southwest Athletic

| | |
|---------------------|------------|
| Alabama A&M | n/a |
| Alabama State | 1-0 |
| Alcorn State | n/a |
| Arkansas-Pine Bluff | 1-0 |
| Grambling State | n/a |
| Jackson State | n/a |
| Miss. Valley State | 1-0 |
| Prairie View A&M | n/a |
| Southern | 1-0 |
| Texas Southern | n/a |
| Total | 4-0 |

Sun Belt

| | |
|------------------------|--------------|
| Ark. Little Rock | n/a |
| Arkansas State | n/a |
| Denver | n/a |
| Florida Atlantic | 2-0 |
| Florida International | 2-0 |
| La.-Lafayette | n/a |
| La.-Monroe | n/a |
| Middle Tennessee State | 9-2 |
| New Orleans | 1-1 |
| North Texas | n/a |
| South Alabama | 1-0 |
| Troy | n/a |
| Western Kentucky | 15-12 |
| Total | 30-15 |

West Coast

| | |
|---------------------|------------|
| Gonzaga | n/a |
| Loyola Marymont | n/a |
| Pepperdine | 1-0 |
| Portland | n/a |
| St. Mary's (Calif.) | n/a |
| San Diego | n/a |
| San Francisco | 0-1 |
| Santa Clara | n/a |
| Total | 1-1 |

Western Athletic

| | |
|------------------|------------|
| Boise State | n/a |
| Fresno State | n/a |
| Hawaii | 1-1 |
| Idaho | n/a |
| Louisiana Tech | 0-3 |
| Nevada | n/a |
| New Mexico State | n/a |
| San Jose State | n/a |
| Utah State | n/a |
| Total | 2-4 |

SCORES VS. ALL OPPONENTS

UK HOOPS KENTUCKY OUTLOOK WILDCATS STAFF REVIEW RECORDS HISTORY HONORS OPPONENTS MEDIA INFO

| | | | | | | | | | | | | | | |
|----------------|--------------|------------------------------|-------------|-------------------------|--------------|----------|-----------|--------|---------------------------|------------------------------|--------------|----------|-----------|-------|
| Alabama | 18-15 | Austin Peay | 5-0 | 12/6/88 | 72-59 | W(H) | 1/4/95 | 63-55 | W(H) | Howard | 1-0 | 2/26/99 | 81-71 | W(N) |
| 1/19/78 | 82-66 | 12/24/76 | 76-61 | 12/30/89 | 88-58 | W(A) | 2/13/97 | 63-77 | L(H) | 12/29/86 | 65-62 | W(N) | 1/20/2000 | 59-66 |
| 1/13/79 | 63-70 | 12/30/88 | 95-57 | 12/15/90 | 95-68 | W(H) | 1/4/98 | 58-100 | W(H) | | | | 3/1/01 | 57-72 |
| 2/8/80 | 77-69 | 11/15/98 | 88-71 | 11/30/96 | 53-55 | W(H) | 12/8/98 | 63-70 | L(H) | Illinois | 2-3 | 3/10/02 | 62-74 | L(N) |
| 2/26/82 | 82-76 | 11/19/99 | 88-52 | 12/6/97 | 73-69 | W(A) | 1/3/99 | 63-77 | L(H) | 3/14/82 | 88-80 | W(H) | 12/40/02 | 59-75 |
| 1/18/83 | 104-77 | 12/30/03 | 82-56 | | | | 12/8/99 | 80-70 | W(A) | 12/21/84 | 77-60 | W(A) | 3/10/02 | 62-74 |
| 12/20/84 | 49-78 | | | Delaware | 0-1 | 11/24/06 | 70-86 | L(N) | 11/10/2000 | 12/7/85 | 74-78 | L(A) | 1/16/03 | 39-82 |
| 12/12/86 | 75-76 | Ball State | 1-0 | | | | | | 1/7/01 | 12/14/86 | 76-78 | L(H) | 1/18/04 | 69-70 |
| 2/7/87 | 89-80 | 3/19/07 | 85-82 | W(A) | | | | | 2/14/02 | 12/18/88 | 71-84 | L(A) | 2/17/05 | 58-81 |
| 1/13/88 | 54-74 | | | Delta State | 0-1 | | | | 2/20/03 | | | | 12/18/05 | 36-66 |
| 2/17/89 | 89-75 | Belhaven | 0-1 | 12/19/75 | 40-89 | L(A) | 2/08/04 | 56-76 | L(A) | 2/08/04 | 56-76 | W(H) | 3/4/06 | 52-79 |
| 2/17/90 | 74-58 | 12/17/76 | 56-74 | W(A) | | | 2/10/05 | 59-70 | L(H) | 11/28/97 | 60-46 | W(N) | 1/18/07 | 58-76 |
| 1/27/91 | 65-72 | | | DePaul | 2-0 | | | | 1/12/06 | | | | 12/27/08 | 46-72 |
| 2/1/92 | 72-78 | Bellarmine | 3-0 | 1/26/83 | 72-48 | W(A) | 2/5/06 | 61-68 | L(H) | Illinois State | 1-1 | 11/29/86 | 78-70 | W(H) |
| 3/8/92 | 95-87 | *1971-72 | 37-24 | 2/15/84 | 77-63 | W(H) | 3/3/06 | 88-70 | W(N) | 1/10/88 | 78-84 | L(A) | 3/8/08 | 49-66 |
| 1/31/93 | 77-73 | '12/29/73 | 50-30 | | | | 2/4/07 | 84-74 | W(H) | | | | | |
| 2/13/94 | 82-96 | 1/7/74 | 38-37 | Detroit Mercy | 8-0 | 2/10/79 | 80-61 | W(H) | 11/10/08 | | | | | |
| 2/11/95 | 62-68 | 1/10/75 | 83-32 | 12/28/83 | 107-102 | W2OT(A) | 1/15/85 | 76-59 | W(H) | Florida A&M | 1-0 | | | |
| 1/20/96 | 51-66 | 2/6/76 | 72-52 | 2/26/86 | 99-71 | W(H) | 2/26/86 | 99-71 | W(H) | 11/21/05 | 84-55 | W(H) | | |
| 1/22/97 | 62-78 | Belmont | 2-1 | 12/1/93 | 82-76 | W(H) | 12/1/93 | 82-76 | W(H) | Florida Atlantic | 2-0 | | | |
| 1/24/98 | 56-62 | 11/22/76 | 76-65 | 12/19/94 | 71-48 | W(H) | 12/19/94 | 71-48 | W(H) | 12/30/2000 | 112-71 | W(H) | | |
| 1/24/99 | 76-72 | 2/21/76 | 60-75 | 12/10/05 | 74-65 | W(A) | 11/30/07 | 61-53 | W(H) | 11/18/07 | 61-53 | W(H) | | |
| 1/27/2000 | 67-68 | 1/18/88 | 79-75 | 12/12/06 | 79-44 | W(H) | | | | Florida International | 2-0 | | | |
| 3/2/2000 | 67-63 | Bowling Green State | 2-0 | Drake | 0-1 | 3/12/86 | 70-73 | L(A) | | Florida State | 1-0 | | | |
| 1/25/01 | 71-64 | 11/28/86 | 74-62 | 1/2/06 | 66-62 | WOT(H) | | | 12/17/2000 | 60-58 | W(H) | | | |
| 1/6/02 | 63-62 | 1/2/06 | 66-62 | Duke | 1-1 | | | | 12/1/05 | 71-56 | W(H) | | | |
| 1/27/02 | 58-61 | Bradley | 2-0 | 12/30/86 | 63-68 | L(N) | | | 12/30/93 | 58-55 | W(N) | | | |
| 1/12/03 | 59-55 | 12/7/90 | 103-75 | 12/29/95 | 54-73 | L(N) | | | Georgetown College | 1-0 | | | | |
| 2/23/03 | 73-71 | 12/28/92 | 78-49 | 11/24/90 | 101-56 | W(H) | | | *2/22/1904 | 12-10 | W | | | |
| 2/22/04 | 62-59 | Butler | 3-0 | 1/28/92 | 97-75 | W(H) | | | *3/10/1906 | 14-15 | L | | | |
| 1/9/05 | 63-69 | 1/26/93 | 83-76 | 1/26/93 | 83-76 | W(A) | | | *3/5/22 | 10-2 | W | | | |
| 2/26/06 | 80-60 | 1/19/04 | 82-44 | East Carolina | 3-0 | 3/9/78 | 81-65 | W(A) | *2/9/23 | 22-11 | W | | | |
| 1/11/07 | 63-62 | Cal-State Long Beach | 1-0 | 1/5/82 | 78-67 | W(H) | 1/28/87 | 93-75 | W(H) | *1922-23 | No Score | W(A) | | |
| 2/17/08 | 64-44 | 3/18/78 | 79-69 | 1/12/87 | 93-75 | W(H) | | | *1/11/24 | 18-9 | W(A) | | | |
| | | Cal-State Northridge | 1-0 | East Tennessee | 1-0 | 12/17/82 | 97-52 | W(H) | *3/5/24 | 26-5 | W(H) | | | |
| | | 12/31/94 | 74-52 | 12/17/82 | 97-52 | W(H) | | | Georgetown | 2-0 | | | | |
| | | Carson-Newman | 2-0 | Eastern Illinois | 2-0 | 12/17/93 | 87-82 | W(H) | 11/27/93 | 87-82 | W(H) | | | |
| | | 12/8/79 | 96-58 | 12/19/98 | 90-71 | W(N) | 12/8/05 | 63-47 | W(H) | 12/8/05 | 63-47 | W(H) | | |
| | | 12/13/80 | 93-54 | Eastern Michigan | 1-0 | 12/14/81 | 62-71 | L(A) | George Washington | 0-2 | | | | |
| | | Central Florida | 2-0 | 3/18/05 | 79-68 | W(H) | 11/14/07 | 65-75 | L(H) | 12/14/07 | 65-75 | L(H) | | |
| | | 12/17/89 | 102-58 | Eastern Kentucky | 22-6 | 1/18/80 | 82-61 | W(H) | | Georgia | 11-29 | | | |
| | | 12/29/93 | 87-45 | *1972-73 | 39-58 | L | 2/1/81 | 62-73 | L(N) | 1/18/80 | 82-61 | W(H) | | |
| | | Central Missouri | 1-0 | *1973-74 | 50-56 | L | 1/3/82 | 62-59 | W(H) | 2/1/81 | 62-73 | L(N) | | |
| | | 12/18/76 | 74-67 | *21/74 | No Score | WOT(H) | 2/6/82 | 77-76 | W(A) | 1/3/82 | 62-59 | W(H) | | |
| | | Charleston Southern | 1-0 | 1/29/75 | 54-63 | L | 1/30/83 | 69-59 | WOT(H) | 2/20/83 | 81-99 | L(H) | | |
| | | 12/10/04 | 89-33 | 2/11/75 | 54-74 | L | 1/7/84 | 68-69 | L(H) | 2/20/83 | 81-99 | L(H) | | |
| | | Chicago State | 1-0 | 2/29/75 | 49-62 | L | 2/5/84 | 61-87 | L(A) | 2/19/85 | 61-57 | W(H) | | |
| | | 12/20/92 | 95-33 | 2/7/76 | 54-70 | L(A) | 2/17/85 | 65-87 | L(A) | 2/23/86 | 67-113 | W(H) | | |
| | | Cincinnati | 17-6 | 3/5/77 | 91-79 | W(H) | 2/23/86 | 67-113 | L(A) | 2/27/87 | 64-73 | L(H) | | |
| | | *1972-73 | 53-29 | 12/3/77 | 79-73 | W(A) | 2/27/87 | 64-73 | L(H) | 3/4/87 | 64-67 | L(N) | | |
| | | 11/28/78 | 94-47 | 1/25/78 | 85-73 | W(A) | 3/4/87 | 64-67 | L(N) | 2/7/88 | 70-86 | L(A) | | |
| | | 12/1/79 | 81-45 | 1/5/79 | 73-52 | W(H) | 2/7/88 | 70-86 | L(A) | 2/7/88 | 70-86 | L(A) | | |
| | | 12/4/80 | 76-66 | 1/22/79 | 76-54 | W(A) | 2/4/89 | 70-92 | L(H) | 2/4/89 | 70-92 | L(H) | | |
| | | 1/15/82 | 79-66 | 12/1/79 | 100-77 | W(H) | 1/30/83 | 69-59 | WOT(H) | 2/17/85 | 75-78 | L(A) | | |
| | | 1/12/82 | 84-76 | 1/29/80 | 92-60 | W(A) | 2/3/91 | 71-87 | L(H) | 2/3/91 | 71-87 | L(H) | | |
| | | 1/12/83 | 77-84 | 12/7/81 | 79-62 | W(A) | 1/11/92 | 65-83 | L(H) | 1/11/92 | 65-83 | L(H) | | |
| | | 2/19/04 | 67-56 | 2/3/81 | 74-60 | W(H) | 11/10/93 | 69-60 | W(H) | 11/10/93 | 69-60 | W(H) | | |
| | | 2/27/05 | 73-67 | 11/26/83 | 77-67 | W(H) | 12/3/94 | 71-70 | W(H) | 12/3/94 | 71-70 | W(H) | | |
| | | 2/12/06 | 86-56 | 1/5/86 | 97-55 | W(H) | 12/29/95 | 57-68 | L(H) | 12/29/95 | 57-68 | L(H) | | |
| | | 2/18/07 | 86-56 | 12/9/86 | 88-56 | W(A) | 2/13/96 | 55-75 | W(H) | 2/13/96 | 55-75 | W(H) | | |
| | | 12/30/87 | 67-60 | 12/1/87 | 96-79 | W(H) | 2/8/97 | 62-80 | L(H) | 2/8/97 | 62-80 | L(H) | | |
| | | 12/20/88 | 58-61 | 1/11/89 | 83-77 | W(A) | 2/11/98 | 87-46 | L(H) | 2/11/98 | 87-46 | L(H) | | |
| | | 1/3/90 | 79-45 | 1/31/90 | 80-59 | W(H) | 2/7/99 | 80-76 | W(H) | 2/7/99 | 80-76 | W(H) | | |
| | | 2/13/91 | 82-50 | 2/21/91 | 79-71 | W(A) | 2/27/99 | 62-68 | L(N) | 2/27/99 | 62-68 | L(N) | | |
| | | 1/14/92 | 82-72 | 2/29/93 | 74-53 | W(H) | 2/17/2000 | 69-73 | L(H) | 2/17/2000 | 69-73 | L(H) | | |
| | | 2/10/93 | 69-72 | 2/1/94 | 99-75 | W(H) | 3/3/2000 | 45-63 | L(N) | 3/3/2000 | 45-63 | L(N) | | |
| | | 2/8/94 | 86-56 | 2/22/95 | 80-67 | W(H) | 1/5/01 | 59-91 | W(H) | 1/5/01 | 59-91 | W(H) | | |
| | | 1/17/95 | 52-49 | 2/27/96 | 68-62 | W(H) | 2/3/02 | 50-76 | L(H) | 2/3/02 | 50-76 | L(H) | | |
| | | 12/28/98 | 70-59 | 2/5/97 | 62-67 | L(A) | 1/26/03 | 59-71 | L(A) | 1/26/03 | 59-71 | L(A) | | |
| | | 12/22/99 | 68-62 | 2/17/98 | 76-60 | W(A) | 1/11/04 | 53-74 | L(H) | 1/11/04 | 53-74 | L(H) | | |
| | | 12/22/2000 | 38-57 | 2/16/99 | 87-47 | W(A) | 2/29/04 | 62-73 | L(H) | 2/29/04 | 62-73 | L(H) | | |
| | | 2/19/02 | 57-73 | Edinboro | 0-1 | 1/13/05 | 71-63 | W(H) | 1/13/05 | 71-63 | W(H) | | | |
| | | 12/31/02 | 69-67 | 1/12/76 | 72-78 | L(H) | 2/6/05 | 64-68 | W(H) | 2/6/05 | 64-68 | W(H) | | |
| | | 1/02/04 | 52-60 | | | | 2/2/06 | 57-91 | L(A) | 2/2/06 | 57-91 | L(A) | | |
| | | Clemson | 0-1 | Evansville | 0-2 | 2/15/07 | 72-52 | LOT(H) | 2/15/07 | 72-52 | LOT(H) | | | |
| | | 11/26/99 | 65-70 | 12/22/01 | 72-78 | L(H) | 3/2/07 | 40-72 | L(N) | 3/2/07 | 40-72 | L(N) | | |
| | | Cleveland State | 1-0 | 1/04/02 | 66-70 | W(A) | 1/31/08 | 47-44 | W(A) | 1/31/08 | 47-44 | W(A) | | |
| | | 11/29/85 | 101-63 | Florida | 19-21 | 2/4/82 | 86-65 | W(A) | 2/4/82 | 86-65 | W(A) | | | |
| | | College of Charleston | 3-0 | 12/15/78 | 80-69 | W(H) | | | | Gulf Coast | 1-0 | | | |
| | | 12/1/80 | 94-57 | 12/31/81 | 97-61 | W(H) | | | | 12/18/75 | 79-77 | W(A) | | |
| | | 12/19/82 | 106-81 | 2/25/82 | 89-87 | W(H) | | | | | | | | |
| | | 1/31/86 | 111-64 | 12/21/82 | | | | | | | | | | |

Table listing women's basketball records for various Kentucky colleges from 1974-75 to 2008-09. Columns include Year, Team, Record, and Game/Season Type. Includes a 'Records' column on the right and a 'Notes' section at the bottom.

UK HOOPS KENTUCKY OUTLOOK WILDCAITS STAFF REVIEW RECORDS HISTORY HONORS OPPONENTS MEDIA INFO

Note: Varsity records begin in 1974-75 season * Denotes games played before 1974-75; ! Denotes games played in Rupp Arena;

UK IN THE SEC TOURNAMENT

Kentucky in the SEC Tournament (1980-2007)

SEC Tournament Record: 20-29 (.408)
First Round Games: 10-10 (.500)
Quarterfinal Games: 7-12 (.368)
Semifinal Games: 1-6 (.142)
Championship Games: 1-0 (1.000)
SEC Championship Titles: 1 - 1982 (UK 80, UT 74)

UK vs. SEC Tournament Field

| | |
|------------------------|------|
| vs. Alabama: | 4-0 |
| vs. Arkansas: | 2-1 |
| vs. Auburn: | 1-5 |
| vs. Florida: | 3-2 |
| vs. Georgia: | 1-5* |
| vs. LSU: | 2-7 |
| vs. Ole Miss: | 1-1 |
| vs. Mississippi State: | 3-2 |
| vs. South Carolina: | 1-0 |
| vs. Tennessee: | 1-3 |
| vs. Vanderbilt: | 1-3 |

*Includes 1981 consolation game vs. Georgia

Note: Kentucky has compiled a 20-29 (.408) record in SEC Tournament action. The SEC lists Kentucky's record as 20-28 all-time. However, that record does not include a consolation game played in 1981 against Georgia.

SEC TOURNAMENT RECORDS

Team Records

Most Points In a Game
 UK: 106 vs. Mississippi State 1/30/1981
 Opp: 100 (Tennessee) 3/5/1988

Fewest Points In a Game
 UK: 40 vs. Georgia 3/2/2007
 Opp: 50 (Georgia) 3/7/2008

Most Rebounds
 UK: 57 vs. Arkansas 3/6/1992
 Opp: 61 (Florida) 3/2/1990

Fewest Rebounds
 UK: 25 vs. LSU 3/4/2006 and vs. Alabama 2/26/1982
 Opp: 26 (Mississippi State) 2/28/2002

Highest Field Goal Percentage
 UK: 66.7% vs. Mississippi State 1/30/1981
 Opp: 58.0% (LSU) 3/1/2001

Lowest Field Goal Percentage
 UK: 20.0% vs. Georgia 3/2/2007
 Opp: 27.4% (Ole Miss) 2/24/1999

Highest Free Throw Percentage
 UK: 90.5% vs. Vanderbilt 3/5/1994
 Opp: 93.3% (Auburn) 3/3/2005

Lowest Free Throw Percentage
 UK: 30.4% vs. Florida 3/2/1990
 Opp: 40.0% (Mississippi State) 2/23/1985

Highest 3-Point Field Goal Percentage
 UK: 62.5% vs. Vanderbilt 3/4/1988
 Opp: 66.7% (LSU) 3/4/2006, (UF) 3/3/1989 and (UT) 3/5/1988

Lowest 3-Point Field Goal Percentage
 UK: 0.0% vs. LSU 3/1/2001
 Opp: 0.0% (Tennessee) 3/4/1995

Field Goals Made
 UK: 37 vs. Alabama 2/26/1982
 Opp: 37 (Tennessee) 3/5/1988

Field Goals Attempted
 UK: 85 vs. Alabama 3/7/1992
 Opp: 82 (Tennessee) 3/5/1988

3-Point Field Goals Made
 UK: 10 vs. Auburn 3/3/1995
 Opp: 12 (South Carolina) 3/4/1994

3-Point Field Goals Attempted
 UK: 23 vs. Alabama 3/7/1992
 Opp: 33 (South Carolina) 3/4/1994

Free Throws Made
 UK: 30 vs. LSU 2/26/1999
 Opp: 24 (Georgia) 3/2/2007, (South Carolina) 3/4/1994, (Florida) 3/2/1990 and (Tennessee) 3/5/1988

Free Throws Attempted
 UK: 40 vs. LSU 2/26/1999
 Opp: 34 (Georgia) 2/27/1999

Assists
 UK: 29 vs. LSU 2/27/1982
 Opp: 29 (Tennessee) 3/28/1982

Steals
 UK: 14 vs. LSU 2/26/1999 and Auburn 1/31/1981
 Opp: 13 (Alabama) 3/7/1992

Blocked Shots
 UK: 8 vs. LSU 2/26/1999
 Opp: 9 (Vanderbilt) 3/4/2004

Turnovers- High
 UK: 25 vs. Mississippi State 2/23/1985
 Opp: 26 (Alabama) 3/2/2000

Turnovers- Low
 UK: 8 vs. Vanderbilt 3/4/1988
 Opp: 7 (Tennessee) 3/5/1988

Margin of Victory
 24 vs. Auburn 3/4/1995 and MSU 1/30/1981

Margin of Defeat
 34 (Tennessee) 3/5/1988

Individual Records By Kentucky

Points
 34 Valerie Still vs. LSU 2/27/1982

Rebounds
 19 Jennifer Humphrey vs. Arkansas 3/1/2007

Field Goals Made
 13 Valerie Still vs. Tennessee 2/28/1982
 13 Valerie Still vs. Mississippi State 1/30/1981

Field Goals Attempted
 26 Jodie Whitaker vs. Tennessee 3/5/1988

Free Throws Made
 11 Stacey Reed vs. South Carolina 3/4/1994

Free Throws Attempted
 14 Stacey Reed vs. South Carolina 3/4/1994

3-Point Goals Made
 5 Sara Potts vs. Auburn 3/6/2003

3-Point Goals Attempted
 13 Shaunda Roberts vs. Auburn 3/1/1996

Assists
 11 Patty Jo Hedges vs. LSU 2/27/1982

Steals
 6 Leslie Nichols vs. LSU 3/1/1986
 6 Valerie Still vs. Auburn 1/31/1981

Blocked Shots
 4 Valerie Still vs. Tennessee 1/31/1981

Turnovers
 8 Sandy Harding vs. Georgia 3/8/1987
 8 Laurie Huggens vs. Mississippi State 2/23/1985

Individual Records By Opponents

Points
 29 Seimone Augustus (LSU) 3/4/2006

Rebounds
 17 Lori Monroe (Auburn) 3/3/1983

Field Goals Made
 13 Sonya Meadows (Mississippi State) 1/30/1981
 13 Seimone Augustus (LSU) 3/4/2006

Field Goals Attempted
 26 Daisy Casher (MSU) 2/23/1985

Free Throws Made
 13 Shannon Johnson (South Carolina) 3/4/1994

Free Throws Attempted
 17 Shannon Johnson (South Carolina) 3/4/1994

3-Point Goals Made
 6 Betsy Harris (Alabama) 3/7/1992

3-Point Goals Attempted
 12 Christi Timmons (USC) 3/4/1994

Assists
 12 Lea Henry (UT) 2/28/1982

Steals
 5 Tan White (Miss. State) 2/28/2002
 5 Blades (Vanderbilt) 3/5/1994
 5 Niesa Johnson (Alabama) 3/7/1992
 5 Laura Quillian (MSU) 1/30/1981

Blocked Shots
 6 Carla Thomas (Vanderbilt) 3/4/2004

Turnovers
 10 Bonita Branch (LSU) 3/1/1986

KENTUCKY'S SEC TOURNAMENT HISTORY

| 10 Team Format | UK Seed | Opponent | Score | Result |
|----------------|--------------|-------------------|--------|--------|
| 1980 | Knoxville | Alabama (QF) | 77-69 | W |
| | | Ole Miss (SF) | 62-79 | L |
| 1981 | Baton Rouge | Miss. State (QF) | 106-82 | W |
| | | Auburn (SF) | 66-70 | L |
| | | Georgia (Con.) | 62-72 | L |
| 1982 | Lexington | Florida (1st) | 89-87 | W |
| | | Alabama (QF) | 82-76 | W |
| | | LSU (SF) | 85-71 | W |
| | | Tennessee (F) | 80-74 | W |
| 1983 | Knoxville E2 | Auburn (QF) | 70-85 | L |
| 1984 | Athens E3 | LSU (QF) | 81-91 | L |
| 1985 | Lexington E4 | Miss. State (1st) | 55-58 | L |
| 1986 | Athens 6 | LSU (QF) | 66-67 | L |
| 1987 | Albany 7 | Florida (1st) | 75-53 | W |
| | | Georgia (QF) | 64-67 | L |
| 1988 | Albany 10 | Vanderbilt (1st) | 75-67 | W |
| | | Tennessee (QF) | 66-100 | L |
| 1989 | Albany 8 | Florida (1st) | 64-67 | L |
| 1990 | Albany 8 | Florida (1st) | 54-70 | L |
| 1991 | Albany 5 | LSU (QF) | 79-96 | L |

| Current 12 Team Format | UK Seed | Opponent | Score | Result |
|------------------------|------------------|----------------------|-------|--------|
| 1992 | Albany 6 | Arkansas (1st) | 79-63 | W |
| | | Alabama (QF) | 95-87 | W |
| | | Tennessee (SF) | 84-90 | L |
| 1993 | Chattanooga 6 | Miss. State (1st) | 84-73 | W |
| | | Vanderbilt (QF) | 61-68 | L |
| 1994 | Chattanooga 7 | South Carolina (1st) | 83-80 | W |
| | | Vanderbilt (QF) | 67-72 | L |
| 1995 | Chattanooga 9 | Auburn (1st) | 75-51 | L |
| | | Tennessee (QF) | 62-74 | L |
| 1996 | Chattanooga 12 | Auburn (1st) | 43-58 | W |
| 1997 | Chattanooga 10 | Arkansas (1st) | 60-71 | L |
| 1998 | Columbus 8 | Miss. State (1st) | 48-67 | L |
| 1999 | Chattanooga 7 | Ole Miss (1st) | 75-59 | W |
| | | LSU (QF) | 81-71 | W |
| | | Georgia (SF) | 62-68 | L |
| 2000 | Chattanooga 9 | Alabama (1st) | 67-63 | W |
| | | Georgia (QF) | 45-63 | L |
| 2001 | Memphis 12 | LSU (1st) | 57-72 | L |
| 2002 | Nashville 12 | Miss. State (1st) | 75-72 | W |
| | | LSU (QF) | 62-74 | L |
| 2003 | N. Little Rock 9 | Auburn (1st) | 62-68 | L |
| 2004 | Nashville 11 | Vanderbilt (1st) | 41-60 | L |
| 2005 | Greenville 10 | Auburn (1st) | 57-62 | L |
| 2006 | N. Little Rock 4 | Florida (QF) | 88-70 | W |
| | | LSU(SF) | 52-79 | L |
| 2007 | Duluth, Ga. 7 | Arkansas (1st) | 72-57 | W |
| | | Georgia (QF) | 40-72 | L |
| 2008 | Nashville 4 | Georgia (QF) | 57-50 | W |
| | | LSU (SF) | 49-66 | L |

UK IN THE NCAA TOURNAMENT

NCAA TOURNAMENT RECORDS

Team Records

Most Points In a Game

UK: 98 vs. Nebraska 3/13/1999
Opp: 92 (Nebraska) 3/13/1999

Fewest Points In a Game

UK: 60 vs. Louisiana Tech 3/20/1982
Opp: 59 (Chattanooga) 3/18/2006

Most Rebounds

UK: 47 vs. Illinois 3/14/1982
Opp: 50 (South Carolina) 3/18/1982

Fewest Rebounds

UK: 25 vs. Louisiana Tech 3/20/1982
Opp: 30 (Drake) 3/12/1985

Highest Field Goal Percentage

UK: 59.1% (39-of-66) vs. Illinois 3/14/1982
Opp: 64.6% (31-of-48) (Indiana) 3/18/1983

Lowest Field Goal Percentage

UK: 32.8% vs. UCLA 3/15/1999
Opp: 38.1% (24-of-63) (Chattanooga) 3/18/2006

Highest Free Throw Percentage

UK: 100% (4-of-4) vs. Michigan State 3/20/2006
Opp: 91.4% (32-of-35) (UCLA) 3/15/1999

Lowest Free Throw Percentage

UK: 0.0% (0-1) (Drake) 3/12/1986
Opp: 28.6% (6-21) (Louisiana Tech) 3/20/1982

Highest 3-Point Field Goal Percentage

UK: 41.7% (5-of-12) vs. Nebraska 3/13/1999
Opp: 45.5% (5-of-11) (Nebraska) 3/13/1999

Lowest 3-Point Field Goal Percentage

UK: 11.1% (1-of-9) vs. Chattanooga 3/18/2006
Opp: 22.2% (6-of-27) (Chattanooga) 3/18/2006

Field Goals Made

UK: 39 vs. Illinois 3/14/1982
Opp: 38 (Louisiana Tech) 3/20/1982

Field Goals Attempted

UK: 75 vs. Indiana 3/18/1983
Opp: 80 (Illinois) 3/14/1982

3-Point Field Goals Made

UK: 7 vs. Michigan State 3/20/2006
Opp: 6 (Chattanooga) 3/18/2006

3-Point Field Goals Attempted

UK: 23 vs. UCLA 3/15/1999
Opp: 27 (Chattanooga) 3/18/2006

Free Throws Made

UK: 31 vs. Nebraska 3/13/1999
Opp: 32 (UCLA) 3/15/1999

Free Throws Attempted

UK: 40 vs. Nebraska 3/13/1999
Opp: 35 (Nebraska) 3/13/1999 and UCLA 3/15/1999

Assists

UK: 27 vs. Drake 3/12/1986
Opp: 24 (Louisiana Tech) 3/20/1982

Steals

UK: 12 vs. South Carolina 3/18/1982 and
Nebraska 3/13/1999
Opp: 17 (Illinois) 3/14/1982

Blocked Shots

UK: 7 vs. Michigan State 3/20/2006
Opp: 5 (Indiana) 3/18/1983

Turnovers- High

UK: 24 vs. Illinois 3/14/1982 and Nebraska 3/13/1999
Opp: 26 (South Carolina) 3/18/1982

Turnovers- Low

UK: 12 vs. South Carolina 3/18/1982
Opp: 13 (Drake) 3/12/1986 and (Michigan State) 3/20/2006

Largest Margin of Victory

10 vs. Chattanooga 3/18/2006

Largest Margin of Defeat

24 (UCLA) 3/15/1999

Individual Records By Kentucky

Points

30 Lea Wise vs. Illinois 3/14/1982

Rebounds

13 Valerie Still vs. Illinois 3/14/1982
13 Valerie Still vs. South Carolina 3/18/1982
13 Valerie Still vs. Indiana 3/18/1983

Field Goals Made (10 or more made)

15 Lea Wise vs. Illinois 3/14/1982

Field Goals Attempted

23 Valerie Still vs. South Carolina 3/18/1982

Free Throws Made

9 Jennifer Humphrey vs. Chattanooga 3/18/2006

Free Throws Attempted

14 Valerie Still vs. Indiana 3/18/1983

3-Point Goals Made

3 Erica Jackson vs. Nebraska 3/13/1999
3 Carly Ormerod vs. Michigan State 3/20/2006

3-Point Goals Attempted

9 Jenny Pfeiffer vs. Michigan State 3/20/2006

Assists

13 Patty Jo Hedges vs. Illinois 3/14/1982

Steals

4 Patty Jo Hedges vs. South Carolina 3/18/1982
4 Leslie Nichols vs. Drake 3/12/1986
4 Erica Jackson vs. UCLA 3/15/1999

Blocked Shots

3 Eleia Roddy vs. Michigan State 3/20/2006

Turnovers

10 Lea Wise vs. Louisiana Tech 3/20/1982

Individual Records By Opponents

Points

35 Wanda Ford (Drake) 3/12/1986

Rebounds

19 Sheila Foster (South Carolina) 3/18/1982

Field Goals Made

15 Wanda Ford (Drake) 3/12/1986

Field Goals Attempted

22 Wanda Ford (Drake) 3/12/1986
22 Nicole Kubik (Nebraska) 3/13/1999

Free Throws Made

15 Maylana Martin (UCLA) 3/15/1999

Free Throws Attempted

15 Maylana Martin (UCLA) 3/15/1999

3-Point Goals Made

3 Nicole Kubik (Nebraska) 3/13/1999
3 Melaine Pearson (UCLA) 3/15/1999
3 Brooke Hand (Chattanooga) 3/18/2006

3-Point Goals Attempted

8 Nicole Kubik (Nebraska) 3/13/1999
8 Brooke Hand (Chattanooga) 3/18/2006

Assists

7 Angela Turner (Louisiana Tech) 3/20/1982
7 Linda Cunningham (Indiana) 3/18/1983
7 Erica Gomez (UCLA) 3/15/1999

Steals

8 Kendra Gantt (Illinois) 3/14/1982

Blocked Shots

3 Brantley Southers (South Carolina) 3/18/1982
3 Deb McClurg (Indiana) 3/14/1983
3 Wanda Ford (Drake) 3/12/1986

Turnovers (4 or more turnovers)

7 Sharon Rivers (South Carolina) 3/18/1982

UK IN THE WNIT RECORDS

2008 WNIT Quarterfinals

A fourth-place finish in the rigorous Southeastern Conference and a thrilling 57-50 win against No. 23/21 Georgia in the quarterfinals of the SEC Tournament catapulted the Kentucky women's basketball team to its school-record fourth consecutive postseason appearance under the direction of first-year head coach Matthew Mitchell.

The Wildcats, who notched their fourth consecutive 17-plus win season, were rewarded for their strong season by earning a first-round bye and being allowed to play host to each round in which it competed within the friendly confines of Memorial Coliseum.

UK drew Middle Tennessee in the tournament's second round and, despite 28 turnovers, the Cats found a way to battle back from an 11-point first-half deficit. After missing two chances to win the game in the final seconds of regulation, Kentucky forced overtime with the Blue Raiders. Chelsea Chowning drove for a lay-up and hit a free throw in the game's final 12 seconds to help UK notch a 68-66 victory.

In the tournament's third round vs. James Madison, senior guard Samantha Mahoney put on a performance reminiscent of Sara Potts' display against Xavier just three years earlier, scoring a per-

sonal-best 30 points, including five three-pointers to direct the Wildcats to an 84-76 win.

Kentucky played host to Marquette in the WNIT quarterfinals and came back from a 15-point second-half deficit, but was unable to complete the rally, falling 69-64 to end the season with a 17-16 record.

It marked the final game for seniors Chante' Bowman, Chowning, Sarah Elliott and Mahoney.

The trio of Bowman, Elliott and Mahoney, which first set foot on the UK campus prior to the 2004-05 season, led the Wildcats to one of the most successful four-year spans in program history, as the Cats went 77-55 (.583) during that time.

UK IN THE WNIT RECORDS

Team Records

Most Points in a Game

UK: 92 vs. Kansas 3/16/1978
Opp: 87 (Kansas) 3/16/1978

Fewest Points in a Game

UK: 60 vs. Texas 3/17/1978
Opp: 54 (Chattanooga) 3/20/2005

Most Points in a Half

UK: 45 vs. Ball State 3/19/2007
Opp: 42 (Long Beach St.) 3/18/1978

Fewest Points in a Half

UK: 24, twice, last vs. West Virginia 3/28/05
Opp: 28 (Maine) 3/22/1990

Most Rebounds in a Game

UK: 53, twice, last vs. Middle Tennessee 3/21/08
Opp: 54 (Wisconsin) 3/22/2007

Fewest Rebounds in a Game

UK: 30 vs. Texas 3/17/1978
Opp: 26 (Chattanooga) 3/20/2005

Highest Field Goal Pct.

UK: 59.3 vs. Chattanooga 3/20/2005
Opp: 47.0 (Ball State) 3/19/2007

Lowest Field Goal Pct.

UK: 35.6 vs. Wisconsin 3/22/2007
Opp: 30.6 (Wisconsin) 3/22/2007

Highest Free-Throw Pct.

UK: 100.0 vs. Chattanooga 3/20/2005
Opp: 90.0 (Xavier) 3/24/2005

Lowest Free-Throw Pct.

UK: 64.9 vs. West Virginia 3/28/2005
Opp: 56.3 (Texas) 3/17/1978

Highest 3-Point Pct.

UK: 100.0 vs. Maine 3/22/1990
Opp: 47.8 (West Virginia) 3/28/2005

Lowest 3-Point Pct.

UK: 0.00 vs. Miami 3/23/1990
Opp: 23.1 [3-of-13] (Wisconsin) 3/22/2007

Most Field Goals Made

UK: 35 vs. Chattanooga 3/20/2005
Opp: 33 (Texas) 3/17/1978

Most Free-Throws Made

UK: 26 vs. Toledo 3/24/1990
Opp: 26 (Wisconsin) 3/22/2007

Most 3-Pointers Made

UK: 10 vs. Chattanooga 3/20/2005
Opp: 11 (West Virginia) 3/28/2005

Most Assists

UK: 23 vs. Chattanooga 3/20/2005
Opp: 22 (Ball State) 3/19/2007

Most Steals

UK: 10 vs. Toledo 3/24/1990 and Wisconsin 3/22/2007
Opp: 12 (Middle Tennessee) 3/21/2008

Most Blocks

UK: 10 vs. James Madison 3/26/2008
Opp: 6 (Maine) 3/22/1990 and (Marquette) 3/30/08

Most Turnovers

UK: 28 vs. Middle Tennessee 3/21/2008
Opp: 21 (Wisconsin) 3/22/2007

Fewest Turnovers

UK: 7 vs. Ball State 3/19/2007
Opp: 20 (Toledo) 3/24/1990

UK Individual Records in the WNIT

Most Points

32 Sara Potts vs. Chattanooga 3/20/2005

Most Field Goals Made

12 Sara Potts vs. Xavier 3/24/2005

Most Field Goals Attempted

23 Samantha Mahoney vs. James Madison 3/26/2008

Most Three-Pointers Made

7 Sara Potts vs. Chattanooga 3/20/2005

Most Three-Pointers Attempted

14 Sara Potts vs. Chattanooga 3/20/05

Best Three-Point Shooting Percentage (min. 6 attempts)

.625 Sam Mahoney (5-of-8) vs. James Madison 3/26/08

Most Free Throws

8 Kristi Cushenberry vs. Toledo 3/24/1990

Best Free Throw Shooting Percentage (min. 10 attempts)

.900 Sam Mahoney (9-of-10) vs. Ball State 3/19/07

Most Rebounds

16 Lydia Watkins vs. Middle Tennessee 3/21/2008

Most Offensive Rebounds

7 Victoria Dunlap vs. James Madison 3/26/08

Most Defensive Rebounds

11 Victoria Dunlap vs. MTSU 3/21/08

Most Assists

11 Carly Ormerod vs. Ball State 3/19/07

Most Steals

4 (three times) last Chelsea Chowning vs. Marquette 3/30/08

LEADERSHIP

“Leadership on a championship team is very important. A good leader is able to motivate her teammates on and off the court to become better as a whole. Being a leader shows great character.”

#32 • SOPHOMORE
CATINA BETT

HISTORY & TRADITIONS

KENTUCKY

WOMEN'S BASKETBALL TIMELINE



basketball in part because according to state politicians basketball had proven to be a strenuous sport for boys and therefore was too strenuous for girls.

(Left:) The 1906 UK women's basketball team, then known as Kentucky State College. The team, coached by Thomson Bryant, played only one game vs. Georgetown and fell, 15-14.

(Below:) The 1924 team claimed the Championship of the South after defeating Peabody and Chattanooga.

Kentucky women's basketball has been recognized as having a spirited and winning tradition. It was in the early 1900s that women began playing the new game on "Miss Nettie's Lawn" in Lexington ... and so the tradition continues.

1902—The very first University of Kentucky basketball team was organized. Women's basketball begins on the UK campus with its first game on Feb. 21, 1903.

1924—The 1924 team, coached by Bart Peak, swept its 10-game schedule and claimed not only the championship of Kentucky, but the championship of the South.

1924—The University Senate passed a bill to abolish women's



The 1903 UK women's basketball team was coached by Jane Todd Watson, finishing 1-0 by defeating KU (now Transylvania), 16-10.

C.P. St. John coached the 1904 team, leading it to a 2-0 record with victories vs. Georgetown (14-10) and Jessamine Female Institute (28-1).





After a 50-year absence, at the turn of the 70s, women teams at UK once again began playing intercollegiate games.

1974—Women's basketball finally reached varsity status. Sue Feamster was named the first coach. She guided that first squad to a 16-9

record. The team is given the nickname "Lady Kats."

1976—Feamster handed over the coaching reins to Debbie Yow, who compiled a 79-40 record in four seasons from 1976-1980. In 1979,



Yow recruited Valerie Still, Lea Wise and Patty Jo Hedges, one of the best recruiting classes in UK women's basketball history.

Sue Feamster coached UK from 1971-74 before it gained varsity status.

Three of the most recognizable names in UK women's basketball history, Valerie Still, Patty Jo Hedges and Lea Wise.

Debbie Yow and UK men's basketball coach Joe B. Hall.





UK HOOPS
KENTUCKY
OUTLOOK
WILDCATS
STAFF
REVIEW
RECORDS
HISTORY
HONORS
OPPONENTS
MEDIA INFO

1977—Lady Kat starting center Pam Browning became an All-American and compiled 1,598 points in her collegiate career. She ranks as the third-leading scorer at UK to this day.

1979—The Lady Kats upset second-ranked Tennessee, 66-64, before 4,500 fans in Memorial Coliseum. The attendance got a big boost when the much-anticipated game between the school's men's teams later that evening was canceled because of snow.



Terry Hall arrived at UK in 1980 and was named the Kentucky Women's Intercollegiate Conference Coach of the Year in her first season at UK.



Memorial Coliseum hosted the largest crowd ever to attend a women's college basketball game in 1983.

1980—Terry Hall became the third head coach of the Lady Kats.

1982—Lea Wise hit 15-of-16 outside shots against Illinois in an NCAA playoff game, helping the Cats win 88-80. Wise, a Lexington product, also led the team in autograph and photo requests because of her flashy and productive court play and her resemblance to actress Farrah Fawcett.

1982—The Cats captured the SEC Tournament title for the first time in school history with an 80-74 victory over Tennessee. Following the game, the huge home crowd stormed the court in a celebration that lasted nearly 30 minutes.

1983—With the talented trio of Hedges, Still and Wise, Kentucky was ranked fourth twice during the '82-83 season and broke the national record for attendance at a women's collegiate game when 10,622 fans saw the Cats defeat Old Dominion, 80-66, in Memorial Coliseum on Feb. 5, 1983.

Lea Wise was selected to the All-SEC team in 1982. Wise and Patty Jo Hedges were regarded as the best guard combination in the country.

Three-time All-American Valerie Still ripped past Dan Issel's UK career scoring mark of 2,138 points just three games into her senior season.



1982

1983



In her third year, Sharon Fanning led UK to an impressive 23-8 record, into the top-25 poll and won three tournament titles ('90).

1983—Valerie Still became the all-time leading scorer (among men and women) in Kentucky basketball history with 2,763 points in 119 games, a record that still stands.

1986—Kentucky served as the host to the NCAA women's Final Four in Rupp Arena.

1987—Sharon Fanning is named the fourth head coach of the Lady Kats.

1987—The three-point goal is introduced to the women's game, proving to be an integral part of Kentucky basketball history for years to come.

1990—Under third-year coach Sharon Fanning, UK compiled a 23-8 record, edged into the top 25, and won three tournament titles, including an 85-76 come-from-behind victory over Toledo in the NWIT Championship.

1991—One year after winning the NWIT, UK made its first NCAA appearance since 1985-86.

1991—UK scores one of the biggest upsets in the program's history with a 67-66 victory over intrastate rival and eventual NCAA runner-up Western Kentucky in Bowling Green.

Fanning arrived at courtside of the NWIT finals in Amarillo, Texas in a blue Texas-style leather jacket, white leather pants and Kentucky blue boots, surprising the crowd and her own team.



After winning the 1982 Southeastern Conference title, a crowd stormed the floor at Memorial Coliseum in a celebration that lasted nearly 30 minutes.

Kentucky upset intrastate rival Western Kentucky in 1991 in Bowling Green. The Lady Toppers advanced to the NCAA title game later that season.






TogetherNESS proved to be a successful formula in 1991 as UK posted a 20-9 record and made its first appearance in the NCAA Tournament since 1985-86.

1992—Kentucky lands Becky McKinley, the first “Miss Kentucky Basketball” signee for Sharon

Fanning, and UK also signed Kentucky native Christina Jansen, who was named Kentucky’s Gatorade and *USA Today* Player of the Year.

1993—UK re-enters the AP Poll at No. 24 after claiming the Lady Kat Invitational title.



UK’s Stacey Reed helped USA Basketball’s Jones Cup team to a gold medal in Taiwan in 1994.

Kentucky native Christina Jansen was a four-year letter winner at UK.

Kristi Cushenberry became a member of UK’s 1,000-point club in 1991 and ranks 10th on the all-time scoring list.

Kim Denkins was an All-SEC selection as a sophomore and now ranks No. 21 on the all-time scoring list.





1995—Stacey Reed and Chrissy Roberts are members of Gold Medal squads during the summer; Reed with USA Basketball's Jones Cup team and Roberts with the U.S. Olympic Festival South squad.

1995—Bernadette Locke-Mattox is chosen as the fifth head coach of the Cats.

1995—Stacey Reed graduates after four successful seasons at UK, leading the Cats in scoring both her junior and senior seasons, and assists and steals during all four years at Kentucky. Reed also broke UK's all-time career steals record with 309, which still stands.

1998—Mattox is chosen to be an assistant coach for the USA Basketball World Championship team.

1999—The Cats turned heads by charting more than 20 wins for the first time in nine years and defeating three ranked opponents. After reaching the semifinals of the SEC Tournament, the Cats beat Nebraska in the first round of the NCAA Tournament before falling to UCLA in the second round.

1999—Erica Jackson hit a jumper to upset South Carolina 78-76 in Columbia, the first time in five years UK had won a game there. The shot earned Compaq's "Play of the Week" and "Play of the Year" awards.

The Cats shucked the Nebraska Cornhuskers, 98-92, in the first round of the 1999 NCAA Tournament West Region in Los Angeles, Calif. UK scored a record-breaking 64 second-half points.



Bernadette Mattox became the first female Division I assistant "bench" coach for a men's team, serving on former UK coach Rick Pitino's staff from 1990-94.

Erica Jackson led the Cats in both assists and steals in her two seasons as a Wildcat.

Jaye Barnes led the Cats in scoring in 1998.





UK HOOPS
KENTUCKY
OUTLOOK
WILDCATS
STAFF
REVIEW
RECORDS
HISTORY
HONORS
OPPONENTS
MEDIA INFO



1999—UK celebrates 25 years of varsity women's basketball.

2000—Shantia Owens becomes the first player from UK to be taken in the WNBA draft, selected 53rd by the Phoenix Mercury.

2000—Tiffany Wait broke a school record for most games played with 122, also surpassing Jodie Whitaker on the Cats' all-time scoring list with 1,445 points.

2001—The Wildcats took a summer tour of France and Switzerland and returned home with an unblemished 5-0 record.

2003—Valerie Still's jersey is retired at half-time of the UK-Alabama game at Memorial Coliseum, marking the first time in school history that a woman's jersey was retired.

2003—After 18 seasons as an assistant coach at Tennessee, Mickie DeMoss is named the sixth head coach of the UK women's basketball team.

Tiffany Wait is UK's eighth all-time leading scorer with 1,445 points. She holds the school record for most games played in a career with 122.

Valerie Still is the leader among all Wildcats for career scoring (2,763) and rebounding (1,525). Her jersey was the first to be retired for a female at UK.



Tubby Smith and Mickie DeMoss share a laugh in 2003.

After 18 seasons as the top assistant at Tennessee, DeMoss was hired as the sixth head coach of the UK women's basketball program on March 18, 2003.



2003—Within months of her hire, Mickie DeMoss and her staff hit the recruiting trail and signed one of the most highly touted recruiting classes in school history. Many dubbed the 6th-ranked class as the “Fab Five”.

2003—Coach Mickie DeMoss earned her first win as the head coach at Kentucky as the Wildcats downed IPFW, 79-59, on Nov. 21, 2003.

2004—Kentucky celebrates 30 years of varsity women’s basketball.

2004—Junior Sara Potts broke the school record for most three-pointers made in a career (190) and single game (7).

2004—Senior and Kentucky native Selia “SeSe” Helm ended her UK career etched in the record book in three different categories: scoring (5th), rebounding (8th) and field goals (3rd).

2004—Enthusiasm generated by the hiring of the wildly popular Mickie DeMoss, combined with a brilliant and well-funded marketing plan, resulted in a staggering fan craze. Kentucky fans bought tickets at an unprecedented rate. UK ranked No. 1 nationally in increased attendance



(3,488 more than the 2002-03 average), ranked No. 2 (behind perennial power Tennessee) in Southeastern Conference attendance, and was 16th nationally (5,182) in attendance average.

2004—The Cats moved into second place in the all-time single-season attendance total when

8,429 fans witnessed UK vs. No. 1 Tennessee on January 29, 2004. UK drew 41,000 fans in 19 home games during the 1981-82 season when the Cats won the SEC title and attendance was at an all-time high. The 2003-04 Cats brought in a school-record 72,553 fans in just 14 home games.

Junior Sara Potts made a school-record seven three-pointers vs. High Point on Jan. 6, 2004.

UK set new season attendance records in 2003-04, averaging 5,182 fans per game.

Senior Selia “SeSe” Helm finished her career as one of the top scorers and rebounders in UK history.





UK HOOPS
KENTUCKY
OUTLOOK
WILDCATS
STAFF
REVIEW
RECORDS
HISTORY
HONORS
OPPONENTS
MEDIA INFO



Sara Potts concluded her illustrious career as the only player in UK women's basketball history to hit 200 or more three-pointers in a career.

2004—Sara Potts' 27 points help UK rally from a 17-point deficit to defeat Oregon State, 73-70, in the opening game of the Paradise Jam in St. Thomas, Virgin Islands.

2005—Freshman center Sarah Elliott scored a team-high 15 points to lead UK to a 71-63 win over 18th-ranked Georgia in Rupp Arena. It was UK Hoops' first win over a ranked opponent in five seasons and the first under second-year coach Mickie DeMoss. Elliott was named SEC Freshman of the Week after that performance, the first freshman to receive the honor in Wildcat history.

2005—UK Coach Mickie DeMoss makes her first return to Thompson-Boling Arena in Knoxville, Tenn., where she first made a name for herself as a coach. DeMoss is presented with a glass vase by UT Coach Pat Summitt before a standing ovation.

2005—UK made its first postseason appearance since the 1998-99 season with a berth in the Sportsview.tv Women's National Invitation Tournament. The Wildcats were rewarded for their spectacular attendance with a host site throughout the tournament. The Cats made their longest postseason run in school history, advancing to the semifinals of the WNIT before falling to West Virginia in double overtime.

2005—Sara Potts sank a jumper with 35 seconds remaining and fellow senior Danyelle Payne picked off Xavier sharpshooter Tara Boothe in the waning seconds as the Wildcats edged the Musketeers, 67-62, to advance to the tournament's semifinal round. Potts scored 29 of her 31 points in the final period to rally the Cats from a 14-point second-half deficit.

2005—For the second consecutive season, the Wildcats broke the school's attendance record. A total of 90,663 fans passed through the turnstiles during the 2004-05 season, smashing the school's previous single-season attendance total of 72,553 set during the 2003-04 campaign.

2005—Sara Potts finished her career as one of the most accomplished players in school history. She ranks fourth on the all-time scoring list (1,563 points) and the UK career scoring average list (13.4 ppg). The lefty was UK's leading scorer in both her junior (16.8 ppg) and senior (15.6) campaigns.

2005—Valerie Still was inducted into the charter class in the newly created UK Athletics Hall of Fame. She was the only female of the 88 inductees.

UK Hoops' average attendance (4,772) finished in the top 20 nationally for the second consecutive year.

UK completed the longest postseason run in school history by advancing to the 2005 WNIT final four. Potts, who averaged 27.8 points per game during the four-game run was named to the all-tournament team.





2005—Kentucky began the season 8-0 its best start since the 1980-81 campaign. During that stretch the Wildcats defeated Indiana State and Hofstra to win the 2005 Pepperdine Thanksgiving Classic. It was UK's first regular season tournament title since winning the Dartmouth Blue Sky Classic in 2000.

2006—DeMoss piloted a team that went from winning a combined 20 games in the two years prior to her arrival in 2003, to a record-breaking regular season that included the most wins (22) since 1989-90, the most conference wins in school history (nine), the highest conference finish (fourth) in 23 years, an appearance in the SEC Tournament semifinals for the first time in seven years, and UK's first bid in the NCAA Tournament in seven years with its highest seed (fifth) since 1983.

2006—DeMoss was named the SEC Coach of the Year by the SEC coaches and The Associated Press. It was the first Coach of the Year honor in UK Hoops history.

2006—Kentucky became just the fourth unranked team in the history of NCAA women's basketball to knock off a No. 1 team when the Cats defeated top-ranked Tennessee, 66-63, on Jan. 26,

2006—Junior Jenny Pfeiffer led the Cats in scoring with 16 points, including 7-of-7 free-throws. Pfeiffer nailed the game-winning free-throws with 14.8 seconds remaining and junior Nastassia Alcius added two charity shots in the waning seconds of the game to ice the victory. It was Kentucky's first win over the Lady Vols in 20 years.

2006—After defeating Ole Miss on the road and taking a 66-63 win over top-ranked Tennessee a game later, the Cats appeared in the top 25 national polls for the first time in 13 years. The Wildcats were ranked 21st in The Associated Press and 23rd in the *USA Today*/ESPN Coaches Poll for one week. UK's No. 21 ranking marked the highest ranking in the AP poll since receiving a No. 19 position on Feb. 10, 1985.

2006—Sophomore Samantha Mahoney and freshman Carly Ormerod were named to the All-Southeastern Conference team. Mahoney was named to the second team, while Ormerod was named to the all-freshman team.

2006—Kentucky's record-breaking season came to an end with a heartbreaking loss to No. 16/17 and fourth-seeded Michigan State, 67-63, in the NCAA second round. The Cats defeated UT-Chattanooga in the first round, 69-59.



Sophomore Samantha Mahoney was Kentucky's leading scorer in 2005-06, averaging 11.9 ppg. She ranked 16th in SEC scoring and is well on her way to becoming a member of UK's 1,000-point club with 732 career points.

2006—Kentucky once again set season ticket records as 4,803 season tickets were sold for the 2005-06 campaign. The Wildcats ranked 20th in the nation and third in the SEC in average attendance with 5,161 fans per game.

A school-record attendance of 13,689 fans witnessed Kentucky upset No. 1 Tennessee, 66-63, in Rupp Arena on Jan. 26, 2006.

Coach DeMoss, who was named the SEC Coach of the Year by the SEC coaches and The Associated Press, led the Wildcats to the NCAA Tournament for the first time in seven years.





Jennifer Humphrey set a school record for rebounds by a senior in a single season with 351 rebounds in 2006-07. She also broke the UK mark for most games played in a career with 129.

2007—Kentucky advanced to postseason play for the third consecutive seasons (one NCAA Tournament and two WNIT) for the first time in school history and captured back-to-back 20-win seasons for the first time since the 1989-90 and 1990-91 teams accomplished the feat.

2007—Kentucky senior Jennifer Humphrey and juniors Sarah Elliott and Samantha Mahoney each were named to the All-Southeastern Conference teams. Elliott and Mahoney were named to the second team by the league coaches and Elliott also received second-team honors from The Associated Press. Humphrey and Mahoney were named honorable mention by the AP.

2007—During halftime of the UK vs. Ole Miss game on Jan. 17, a special ceremony took place as 571 fallen soldiers from Kentucky were honored. Since its completion in 1950, Memorial Coliseum has borne the names of thousands of Kentucky's war dead. But the lists of names – framed and hung on the walls of the ramps along two sides of the coliseum – had not been updated since the end of the Vietnam War. Their names were added to those of their predecessors during the ceremony. A season-high 7,565 fans and family members of the fallen soldiers witnessed the special event in Memorial Coliseum.

2007—The Wildcats participated in their third straight postseason tournament with a third-round finish in the postseason WNIT. UK defeated Oakland and Ball State on the road before falling Wisconsin on the Badgers' home floor, 67-61.

2007—Jennifer Humphrey pulled down 964 career rebounds, becoming just the second Wildcat in UK history to chart over 900 rebounds in a career. Former All-American Valerie Still (1,525 rebounds) is the other Wildcat to accomplish the feat.

2007—UK ranked in the nation's top 20 in average attendance for the third consecutive season. The Cats were 14th nationally and second in the SEC, averaging a school-record 5,863 fans per game.

2007—After four seasons at the helm, Mickie DeMoss resigned April 11 as head coach. She compiled an overall record of 71-56 at Kentucky, including a 20-14 mark during the 2006-07 season.

2007—Former UK Hoops assistant coach Matthew Mitchell was named the seventh head coach of the Kentucky women's basketball team on April 23.

UK ranked in the nation's top 20 in average attendance (14th) for the third consecutive season. UK averaged a school-record 5,863 fans per game.

Matthew Mitchell was named the seventh head coach in UK Hoops history on April 23, 2007. He was welcomed by UK President Dr. Lee T. Todd, Jr. and Athletics Director Mitch Barnhart.





Chelsea Chowning became the first women's basketball player in school history to earn Academic All-America honors when she was named to the 2008 ESPN The Magazine Academic All-America third team as selected by the College Sports Information Directors of America (CoSIDA).

2008—With Kentucky's impressive come-from-behind victory over No. 17/14 Georgia in Athens, Ga., on Jan. 31 the Wildcats charted

Coach Matthew Mitchell earned his first win as the head coach at Kentucky when the Wildcats defeated USC-Upstate in the season opener, 74-59, on Nov. 10, 2007.

Samantha Mahoney scored a career-high 30 points in the postseason WNIT vs. James Madison and became UK's third all-time leading scorer. She ended her illustrious career with 1,601 points.

Seniors Chanté Bowman, Sarah Elliott, and Samantha Mahoney will forever leave a mark on the program as they helped UK appear in four straight postseason tournaments and ink several "firsts" in UK Hoops history in their four-year career.

their first win over the Lady Dawgs since 2005, their first win in Athens since 1994 and their first win over a ranked SEC opponent on the road since 1986. It also marked UK's first win over any ranked opponent on the road since 1997.

2008— Kentucky charted eight wins during regular-season Southeastern Conference play, marking the second-most league wins in school history. In his first season as head coach of the Wildcats, Matthew Mitchell's eight SEC wins were the most conference wins by a first-year head coach in UK Hoops history.

2008— A school-record five Wildcats earned postseason SEC honors. Samantha Mahoney and Sarah Elliott were named to the second team, Victoria Dunlap and Amber Smith were selected to the All-Freshman Team and Chelsea Chowning was named the SEC Scholar Athlete of the Year. Elliott and Mahoney also were named honorable mention All-SEC by *The Associated Press*.

2008—The Wildcats participated in a school-record fourth consecutive postseason tournament with a quarterfinals finish in the postseason WNIT. UK received a first-round bye and defeated Middle Tennessee and James Madison in Memorial Coliseum before narrowly falling to

eventual champion Marquette in the quarterfinals in Lexington.

2008—Seniors Sarah Elliott and Samantha Mahoney played in 132 career game, breaking the school record of 129 games set by Jennifer Humphrey from 2003-07.

2008—Senior center Sarah Elliott became UK's all-time leading blocker. She holds the school record for blocks in a game (6), season (56), and career (195).

2008—UK ranked in the nation's top 25 and the SEC's top four in average attendance for the fifth consecutive season. The Cats were 23rd nationally and fourth in the SEC, averaging 4,765 fans per game.

2008— Kentucky saw a season-high attendance of 8,335 vs. No. 9 LSU in Rupp Arena on Jan. 27. It marked the fifth-largest crowd to see a women's game in Rupp Arena and was the seventh-largest crowd overall at UK.

2008—Matthew Mitchell hired new assistant coaches Kyra Elzy and Matt Insell to replace Niya Butts (now the head coach at Arizona) and Vonn Read.



UK HOOPS
KENTUCKY
OUTLOOK
WILDCATS
START
REVIEW
RECORDS
HISTORY
HONORS
OPPONENTS
MEDIA INFO

THE EARLY ERA

Did you know that basketball began on the University of Kentucky campus as a women's sport? Its first game was on Feb. 21, 1903 vs. Kentucky University (now Transylvania). That game was followed one year later by the formation of a men's team.

Women's basketball at UK, then known as Kentucky State College, was first led by Coach Jane Todd Watson. Eight coaches followed, including former University of Florida president and U.S. Commissioner of Education Dr. John J. Tigert (1911-15, 1917), before Sarah Blanding took over the coaching reigns in the 1919-20 season. She coached three years before becoming a player-captain in 1923 under a young post-graduate student named A.B. "Happy" Chandler. Blanding eventually would become president of Vassar College while Chandler would become a two-time governor of Kentucky, U.S. Senator and Baseball Commissioner.

The 1924 team, coached by Bart Peak, swept its 10-game schedule and claimed not only the championship of Kentucky, but the championship of the South. As the 1924-25 season got under way, the University Senate passed a bill to abolish women's basketball because basketball had proven to be a strenuous sport for boys and therefore was too strenuous for girls and due to inadequate facilities and general mores of the time.

Women's basketball finally reached varsity status after a 50-year absence and Assistant Athletics Director Sue Feamster was named the first coach in the new era. She guided the first varsity squad in the 1974-75 season to a 16-9 record.

Players Through the Early Years

| | |
|----------------------------|----------------------------|
| Pearl Bastin (1912) | Jessie Jones (1912) |
| Miss Bedinger (1912) | Dot Keifer (1924) |
| Sarah Blanding (1923) | Dot Kerth (1924) |
| Margaret Block (1921) | Margaret Ligon (1923) |
| Miss Butler (1915) | Helen Madara (1904) |
| Catherine Carmondy (1907) | Mildred Morris (1921-22) |
| Elizabeth Carroll (1923) | Ruth McChesney (1912-14) |
| Grace Conn (1904) | Hattie Noland (1912) |
| Nell Crane (1917-18) | Shelby Northcutt (1922) |
| Celia Cregor (1916-18) | Alice Pence (1903-05) |
| Ann Crenshaw (1906-07) | Christina Pence (1907-09) |
| Lillian Cromwell (1918-21) | Mary Belle Pence (1913) |
| Lucy Dean (1919) | Eliza Piggott (1917) |
| Bernice Ellwanger (1917) | Mildred Porter (1920-21) |
| Harriet Felsenthal (1922) | Dorothy Porter (1922) |
| Miss Flannery (1916) | Mary Rodes (1909) |
| Ruby Fleming (1908) | Lucille Schafer (1913) |
| Minnie Frost (1908-09) | Mary Scott (1904-06) |
| Lucille Gastineau (1913) | Bessie Shaw (1904) |
| Bessie Hayden (1909-10) | Myrtle Smith (1917) |
| Lillian Hayden (1917-19) | Florine Starr (1921) |
| Margaret Harbison (1920) | Nancy Stephenson (1922) |
| Antoinette Harrison (1923) | Olive Taul (1914-15) |
| Elsie Heller (1913-16) | Esther Vaughn (1907-09) |
| Jamie Heller (1921) | Alice Volkman (1906) |
| Liz Helm (1924) | Jane Wanless (1908) |
| Katie Henry (1919-21) | Helen Wells (1922) |
| Lucy Hopper (1906-07) | Nell Whitfield (1904) |
| Florence Hughes (1912-14) | Alice Cary Williams (1909) |
| Irene Hughes (1912) | Elizabeth Wilson (1922) |
| Nancy Innes (1914-17) | Lucy Wilson (1922-24) |
| Helen Jaeger (1904) | NallineWood (1913-15) |
| Margaret Jameson (1921-22) | Bernice Young (1920-21) |

1903 (1-0)

Coach: Jane Todd Watson
 Captain: Alice Pence
 2/21 KU (now Transylvania) W, 16-10

1904 (2-0)

Coach: C. P. St. John
 Captain: Alice Pence
 2/22 Georgetown W, 14-10
 3/5 Jessamine Federal W, 28-1

1905 (Unknown)

1906 (0-1)

Coach: Thomson Bryant
 Captain: Mary Scott
 3/10 Georgetown L, 14-15

1907 (No Games)

Coach: Thomson Bryant
 Captain: Ann Crenshaw

1908 (3-0-1)

Coach: C.W. Leaphart
 Captain: Nell Wallis
 --- KU Tie
 2/2 KU W, 22-4
 3/13 Louisville Olivians W, 19-10
 3/14 Campbell-Hagerman W, 28-6

1908-09 (4-1)

Coach: Walter C. Fox
 Captain: Nell Wallis
 12/12 Danville W, 27-20
 1/18 Transylvania L, 21-19
 1/20 Transylvania W, 21-14
 2/20 Sue Bennett W, 44-4

1909-10 (7-1)

Captain: Bessie Hayden
 --- Transylvania L, 21-13
 --- Hagerman W, 50-10
 --- Maysville W, 30-3
 --- Paris HS W, 22-2
 --- Wesleyan W, 27-10
 --- Wesleyan W, 17-8
 --- Somerset HS W, 15-6
 --- Somerset HS W, 21-5

1910-11 (No Record of Games)

1911-12 (4-1)

Coach: J.J. Tigert
 Captain: Irene Hughes
 1/27 Paris HS (H) L, 14-10
 2/3 Somerset HS (H) W, 19-4
 2/15 Lexington HS (H) W, 25-5
 2/17 Louisville (H) W, 19-13
 2/22 Lexington HS (H) W, 23-7

1912-13 (5-0; State Champions)

Coach: J.J. Tigert
 Captain: Mary Belle Pence
 1/11 Lexington HS W, 15-11
 1/17 Louisville W, 20-19
 2/4 Lexington HS W, 16-15
 2/15 Winchester AC W, 27-3
 3/5 Louisville W, 23-14

1913-14 (4-2)

Coach: J.J. Tigert
 Captain: Ruth McChesney
 1/9 Catlettsburg (H) W, 15-6
 1/16 Cedarville (H) W, 15-7
 1/23 Catlettsburg L, 22-19
 1/30 Louisville (H) L, 12-23
 2/3 Louisville (A) W, 20-19
 3/5 Catholic Gym (H) W, 10-7

1914-15 (5-1)

Coach: J.J. Tigert
 Captain: Florence Hughes
 1/22 Louisville (H) W, 27-16
 2/6 Cincinnati YWCA (H) W, 40-6
 2/11 Wesleyan (A) W, 26-16
 2/20 Vanderbilt (H) W, 19-5
 2/27 Louisville (A) L, 11-8
 3/6 Wesleyan (H) W, 16-9

1915-16 (2-2)

Coach: William Tuttle
 Captain: Elsie Heller
 1/20 Wesleyan (A) L, 23-12
 2/5 Louisville (H) L, 12-10
 2/22 Louisville (A) W, 32-24
 2/29 Wesleyan (H) W, 13-10

1916-17 (5-0)

Coach: J.J. Tigert
 Captain: Nancy Innes
 1/29 Wesleyan (H) W, 35-8
 2/7 Ky. College (A) W, 28-10
 2/26 Wesleyan (A) W, 46-12
 3/3 Ky. College (H) W, 40-6
 3/10 Louisville (H) W, 24-12

1917-18 (1-4)

Coach: Jim Park
 1/19 Wesleyan L, 20-4
 2/16 Wesleyan L, 9-7
 3/1 Wesleyan (H) L, 19-9
 3/4 Hamilton (N) W, 22-4
 --- Cincinnati (A) L

1918-19 (2-0)

Coach: Andy Gill
 Captain: Lillian Hayden
 1/25 Wesleyan (A) W, 12-10
 3/8 Wesleyan (H) W, 15-9

1919-20 (0-3-1)

Coach: Sarah Blanding
 Captain: Lucille Dean
 2/6 Cumberland L, 19-16
 2/7 Union T, 13-13
 2/14 Cincinnati L, 26-14
 2/21 Wesleyan L, 18-14

1920-21 (1-7)

Coach: Sarah Blanding
 Captain: Katie Henry
 1/22 Cincinnati (H) L, 11-10
 2/15 Wesleyan (H) L, 18-7
 2/18 Peabody (A) L
 2/19 Chattanooga (A) L
 2/28 Wesleyan (A) L, 28-9
 3/3 Chattanooga W, 20-16
 3/19 Cincinnati L, 16-6

1921-22 (2-4)

Coach: Sarah Blanding
 Captain: Dorothy Potter
 --- Georgetown W
 1/19 Wesleyan (A) W, 24-14
 2/26 Peabody (H) L, 31-7
 2/28 Louisville (H) L, 10-9
 3/5 Georgetown W, 10-2
 --- Wesleyan L

1922-23 (7-3)

Coach: A.B. "Happy" Chandler
 Captain: Sarah Blanding
 1/13 Wesleyan (H) W, 29-9
 --- Louisville (A) L, 8-5
 --- Wesleyan (H) W, 11-9
 --- Louisville (H) W, 18-6
 2/9 Georgetown W, 22-11
 --- Bowling Green (A) L, 24-19
 --- Peabody (A) L, 34-14
 --- Chattanooga (A) W, 21-18
 --- Georgetown W
 --- Louisville W, 18-6

1923-24

(10-0; Champions of the South)

Coach: Bart Peak
 Captain: Lucy Wilson
 1/11 Georgetown (A) W, 18-9
 1/19 Wesleyan (A) W, 16-15
 1/26 Louisville (H) W
 2/2 Louisville (A) W, 15-9
 2/7 Western Kentucky W, 18-8
 2/16 Peabody (H) W, 21-11
 2/22 Chattanooga (H) W, 28-6
 2/25 Wesleyan W, 19-9
 3/5 Georgetown (H) W, 26-5

ALL-TIME KENTUCKY COACHES



SUE FEAMSTER • 1971-76

RECORD AT UK: 64-39 (62.1%)

Sue Feamster became UK's first head women's basketball coach of the modern era when the program regained its varsity status in 1974. Women's basketball had been a varsity sport at UK from 1903 until 1925, when the University senate passed a bill abolishing the sport for being "too strenuous" for females. Feamster began coaching the UK women in 1971-72, when the squad earned a 10-3 record, and remained head coach as the squad rolled up a 26-15 record over the next two seasons. After women's basketball became a varsity sport, Feamster helped the program to a fast start, passing along to incoming coach Debbie Yow a squad that included All-American Pam Browning, who still holds several spots in the UK record book, and standout Ceal Barry.



DEBBIE YOW • 1976-80

RECORD AT UK: 79-40 (66.4%)

In the last year of her four seasons at Kentucky, Debbie Yow's Wildcats stormed to a 24-5 record and earned the school's first trip to the national playoffs — then the Association of Intercollegiate Women's Athletics (AIWA) Tournament. It was clear then that both Yow and the UK women's program were primed for success. And just as the Cats continued to earn postseason berths, Yow's career remained on the fast track as well. Yow enjoyed a successful coaching stint at Florida and subsequent athletics administration positions at Florida and UNC-Greensboro. She then became Athletics Director at St. Louis, and since 1994, has been AD at Maryland. She served as president of the National Association of Collegiate Athletics Directors.



TERRY HALL • 1980-87

RECORD AT UK: 138-66 (67.6%)

Terry Hall holds the laudable distinction of being the winningest coach in UK women's basketball history as well as owning the best winning percentage of any coach to guide the program. Hall coached the Cats to seven straight winning seasons, starting with a 25-6 record and a trip to the second round of the AIWA national tournament before falling by one point to Maryland to end the 1980-81 season. The NCAA welcomed women's basketball into its ranks the following year, and that historical season ended with the Cats falling to eventual national champion Louisiana Tech in the Midwest Regional finals on the Lady Techsters' home floor. After the Cats failed to make the NCAA tournament in 1986-87, Hall left coaching for the business sector. But three years later, she accepted the head coaching job at Wright State University, where she coached for seven years before succumbing to cancer in 1997.



SHARON FANNING • 1987-95

RECORD AT UK: 134-97 (58%)

Sharon Fanning guided the Cats through eight seasons and despite a dubious beginning that saw her squad record back-to-back losing seasons, she never suffered another losing season. In just her third year, Fanning coached the Wildcats to an impressive 23-8 record while also edging them into the top 25. UK won three tournaments titles in 1989-90, including an 85-76 come-from-behind victory over Toledo in the NWIT Championship. The following season, the Wildcats advanced to the NCAA Tournament, UK's first appearance in the Big Dance in five years. Prior to her stint at UK, Fanning was a graduate assistant at Tennessee and a head coach at UT-Chattanooga. Since leaving UK, she has been head coach at Mississippi State University.



BERNADETTE MATTOX • 1995-2003

RECORD AT UK: 91-135 (40.2%)

Bernadette Mattox spent eight seasons at the helm of the Wildcats basketball program. She began her coaching career at her alma mater, Georgia, but became a household name in Kentucky and across the nation when she was hired by former Wildcats coach Rick Pitino as the first female Division I assistant "bench" coach for a men's team in 1990. She was promoted to assistant athletics director at Kentucky for one year before taking over the UK women's program in 1995. Her most notable season came in 1998-99, when she led the Cats to their first 20-plus win season and first appearance in the NCAA Tournament in nearly a decade. The Cats won their first NCAA Tournament game in 17 years, finished with a 21-11 overall record and captured seven wins in the SEC, the most conference wins in school history.

Since leaving UK in 2003, Mattox has served as an assistant coach for the WNBA's Connecticut Sun.



MICKIE DEMOSS • 2003-07

RECORD AT UK: 71-56 (55.9%)

Mickie DeMoss will best be remembered as the architect who took over a struggling program in 2003 and in just a short amount of time rebuilt UK women's basketball back into a national contender. During her tenure the Wildcats participated in postseason play three consecutive seasons (one NCAA Tournament and two WNIT) and captured back-to-back 20-win seasons (2005-06 and 2006-07) for the first time since the 1989-90 and 1990-91 teams accomplished the feat. DeMoss was named the 2006 SEC Coach of the Year, a UK Hoops first, after guiding the Wildcats to the NCAA Tournament for the first time in seven seasons. The Cats posted a 22-9 overall record in 2005-06, including a school-record nine conference wins and Kentucky made national headlines when it defeated No. 1 Tennessee in Rupp Arena. It was UK's first win over a top-ranked team in school history. DeMoss also drastically increased fan attendance, as UK ranked in the top three of the SEC and top 20 in the national average attendance poll all four of her seasons. UK went from averaging 1,694 fans prior to her arrival in 2003 to breaking the school record with 5,863 fans per game in her final season.

Prior to UK, DeMoss spent 18 seasons at Tennessee, helping the Lady Vols garner six national championship titles and 13 Final Four appearances. She also was the head coach four seasons at Florida (1979-83). In eight seasons as a head coach, DeMoss has a career record of 116-124, including a 26-65 mark in the SEC. Since leaving UK, DeMoss has served as an assistant coach at Texas.

YEAR-BY-YEAR COACHING RECORD

| Year | Overall | SEC | Finish | Post-Season | Head Coach |
|---------|---------|------|----------|--------------------|-------------------|
| 1974-75 | 16-9 | - | - | None | Sue Feamster |
| 1975-76 | 13-12 | - | - | None | Sue Feamster |
| 1976-77 | 19-7 | - | - | None | Debbie Yow |
| 1977-78 | 23-12 | - | - | AIWA, NWIT 3rd Rd | Debbie Yow |
| 1978-79 | 13-16 | - | - | None | Debbie Yow |
| 1979-80 | 24-5 | - | - | AIWA | Debbie Yow |
| 1980-81 | 25-6 | - | - | AIWA | Terry Hall |
| 1981-82 | 24-8 | - | - | NCAA Regionals | Terry Hall |
| 1982-83 | 23-5 | 6-2 | East 2nd | NCAA 1st Round | Terry Hall |
| 1983-84 | 15-13 | 2-6 | East 3rd | None | Terry Hall |
| 1984-85 | 16-12 | 3-5 | East 4th | None | Terry Hall |
| 1985-86 | 18-11 | 4-5 | 6th | NCAA 1st Rd | Terry Hall |
| 1986-87 | 17-11 | 3-6 | 7th | None | Terry Hall |
| 1987-88 | 14-15 | 0-9 | 10th | None | Sharon Fanning |
| 1988-89 | 12-16 | 3-6 | 8th | None | Sharon Fanning |
| 1989-90 | 23-8 | 3-6 | 8th | NWIT Champions | Sharon Fanning |
| 1990-91 | 20-9 | 4-5 | 5th | NCAA 1st Rd | Sharon Fanning |
| 1991-92 | 16-14 | 5-6 | 6th | None | Sharon Fanning |
| 1992-93 | 18-10 | 5-6 | 6th | None | Sharon Fanning |
| 1993-94 | 17-11 | 5-6 | 7th | None | Sharon Fanning |
| 1994-95 | 14-14 | 4-7 | 9th | None | Sharon Fanning |
| 1995-96 | 8-19 | 2-9 | 12th | None | Bernadette Mattox |
| 1996-97 | 8-19 | 2-10 | 10th | None | Bernadette Mattox |
| 1997-98 | 13-15 | 5-9 | 8th | None | Bernadette Mattox |
| 1998-99 | 21-11 | 7-7 | 7th | NCAA 2nd Rd | Bernadette Mattox |
| 1999-00 | 15-14 | 5-9 | 9th | None | Bernadette Mattox |
| 2000-01 | 6-21 | 2-12 | 12th | None | Bernadette Mattox |
| 2001-02 | 9-20 | 1-13 | 12th | None | Bernadette Mattox |
| 2002-03 | 11-16 | 4-10 | 9th | None | Bernadette Mattox |
| 2003-04 | 11-17 | 3-11 | 11th | None | Mickie DeMoss |
| 2004-05 | 18-16 | 4-10 | 10th | WNIT Final Four | Mickie DeMoss |
| 2005-06 | 22-9 | 9-5 | 4th | NCAA 2nd Rd | Mickie DeMoss |
| 2006-07 | 20-14 | 6-8 | 7th | WNIT 3rd Rd | Mickie DeMoss |
| 2007-08 | 17-16 | 8-6 | 4th | WNIT Quarterfinals | Matthew Mitchell |

UK HOOPS
KENTUCKY
OUTLOOK
WILDCATS
STAFF
REVIEW
RECORDS
HISTORY
HONORS
OPONENTS
MEDIA INFO

ALL-TIME KENTUCKY ASSISTANTS

Assistant Coaches Directory

| Name | Years |
|-----------------------|----------------|
| Andy Barnes | 1987-89 |
| Diane Beauchamp * | 1977-78 (J.V.) |
| | 1978-80 |
| Dorothy Jean Berry | 1981-83 |
| Robin Board | 1983-85 (G.A.) |
| Karen Booker | 1989-91 |
| Assoc. Head Coach | 1994-95 |
| Lisa Bressman | 1989-91 |
| Dawn Bryant | 1994-95 |
| Meghan Burke | 1998-2001 |
| Niya Butts | 2003-2008 |
| Ken Byrd | 1995-97 |
| Trey Clark | 2001-03 |
| Kerry Cremeans | 1994-96 (G.A.) |
| Jane Dalton | 1988-90 (G.A.) |
| Brandi Dunigan | 1991-92 (S.A.) |
| Kyra Elzy | 2008-Present |
| Myra Fishback | 1991-92 |
| Rick Griffith | 1997-02 |
| Scott Groninger | 2002-03 |
| Ilene Hauser | 1990-94 |
| Cindy Noble-Hauserman | 1985-89 |
| Matt Insell | 2008-Present |
| Mike Kindred | 1983-85 |
| Jennifer Knoll | 1992-94 (G.A.) |
| Mollie McClure | 1996-98 |
| Jerry McLaughlin | 1989-94 |
| Matthew Mitchell | 2003-05 |
| Donna Murphy | 1985-87 |
| Leslie Nichols | 1996-2003 |
| Lynn Norenberg | 1981-83 (G.A.) |
| Wendy Palmer | 2007-Present |
| Carolyn Peck | 1995-96 |
| Vonn Read | 2005-2008 |
| Pam Stackhouse | 2003-2007 |

G.A.—Graduate Assistant
S.A.—Student Assistant

Year-by-Year Assistant Coaches

* First full-time women's assistant coach
Note—Full-time assistants unless otherwise noted

Yow Era

| | |
|---------|-----------------|
| 1977-78 | Diane Beauchamp |
| 1978-79 | Diane Beauchamp |
| 1979-80 | Diane Beauchamp |

Hall Era

| | |
|---------|------------------------------------------------|
| 1980-81 | Dorothy Jean (Dottie) Berry |
| 1981-82 | Dorothy Jean (Dottie) Berry, Lynn Norenberg |

| | |
|---------|------------------------------------------------|
| 1982-83 | Dorothy Jean (Dottie) Berry, Lynn Norenberg |
| 1983-84 | Mike Kindred, Robin Board |
| 1984-85 | Mike Kindred, Robin Board |
| 1985-86 | Cindy Noble-Hauserman, Donna Murphy |
| 1986-87 | Cindy Noble-Hauserman, Donna Murphy |

Fanning Era

| | |
|---------|---------------------------------------------------------------|
| 1987-88 | Andy Barnes, Cindy Noble-Hauserman |
| 1988-89 | Andy Barnes, Cindy Noble-Hauserman, Jane Dalton |
| 1989-90 | Jerry McLaughlin, Karen Booker, Jane Dalton, Lisa Bressman |
| 1990-91 | Jerry McLaughlin, Karen Booker, Ilene Hauser, Lisa Bressman |
| 1991-92 | Jerry McLaughlin, Myra Fishback, Ilene Hauser, Brandi Dunigan |
| 1992-93 | Jerry McLaughlin, Ilene Hauser, Jennifer Knoll |
| 1993-94 | Jerry McLaughlin, Ilene Hauser, Jennifer Knoll |
| 1994-95 | Karen Booker, Dawn Bryant, Kerry Cremeans |

Mattox Era

| | |
|-----------|-----------------------------------------------|
| 1995-96 | Ken Byrd, Carolyn Peck, Kerry Cremeans |
| 1996-97 | Ken Byrd, Leslie Nichols, Mollie McClure |
| 1997-98 | Rick Griffith, Leslie Nichols, Mollie McClure |
| 1998-99 | Rick Griffith, Leslie Nichols, Meghan Burke |
| 1999-2000 | Rick Griffith, Leslie Nichols, Meghan Burke |
| 2000-01 | Leslie Nichols, Rick Griffith, Meghan Burke |
| 2001-02 | Leslie Nichols, Rick Griffith, Trey Clark |
| 2002-03 | Leslie Nichols, Scott Groninger, Trey Clark |

DeMoss Era

| | |
|---------|----------------------------------------------|
| 2003-04 | Matthew Mitchell, Niya Butts, Pam Stackhouse |
| 2004-05 | Matthew Mitchell, Niya Butts, Pam Stackhouse |
| 2005-06 | Niya Butts, Vonn Read, Pam Stackhouse |
| 2006-07 | Niya Butts, Vonn Read, Pam Stackhouse |

Mitchell Era

| | |
|---------|--------------------------------------|
| 2007-08 | Niya Butts, Wendy Palmer, Vonn Read |
| 2008-09 | Kyra Elzy, Matt Insell, Wendy Palmer |

ASSISTANTS IN THE SPOTLIGHT



Niya Butts served as an assistant coach at Kentucky for five years and is now the head coach of the Arizona women's basketball program.



Kerry Cremeans was a graduate assistant coach at Kentucky from 1994-96. She is now an assistant coach at Auburn.



Carolyn Peck served as an assistant under Bernadette Mattox and is now a college and professional basketball analyst for ESPN.

KENTUCKY'S ALL-TIME TEAMS



1974-75

Back Row: Janie Begley, Sally Bussell, Pam Browning, Karen Kidd, Liz March, Carol Mindell, Brenda Wheeler, Linda Finamore, Manager. Front Row: Coach Sue Feamster, Wendy Martin, Ceal Barry, Ann French Thomas, Laura Schwager, Susie Sweltzer, Pam Sullivan, Cynthia Douglas, Manager.



1975-76

Back Row (L-R): Coach Sue Feamster, Lisa Kidd, Brenda Wheeler, Cathy Galloway, Janet Timperman, Liz March, Terri Galloway, Ceal Barry, Teri Boyd, Debbie Mack, Manager Angie Williams. Front Row (L-R): Noreen White, Pam Browning, Karen Lewis, Melinda Warren, Kassie Kessinger, Sally Bussell.



1976-77

Back Row (L-R): Coach Debbie Yow, Debbie Oden, Karen Lewis, Laura Upton, Ann Deters, Janet Timperman, Pam Browning, Linda Edelman, Sharon Shipley (scorekeeper), Angie Williams (Statistician). Front Row: Mitzi Combs, Cathy Galloway, Teri Boyd, Ceal Barry, Debbie Mack.



1977-78

Back Row: Coach Debbie Yow, Maria Donhoff, Pam Browning, Laura Upton, Liz Lukschu, Jeannine Mjoseh, Janet Timperman, Assistant Coach Diane Beauchamp. Front Row: Manager Margaret LaFontaine, Debra Oden, Linda Edelman, Geri Grigsby, Debbie Mack, Terry Boyd, Mitzi Combs, Trainer Mimi Porter.



1978-79

Back Row: Coach Debbie Yow, Trainer Mimi Porter, Tanya Fogle, Liz Lukschu, Maria Donhoff, Debra Oden, Manager Margaret LaFontaine, Assistant Coach Diane Beauchamp. Front Row: Caroline Huelskoetter, Arlene Baluyut, Linda Edelman, Debbie Mack, Janet Timperman, Geri Grigsby, Denise Fetter, Bonnie Sizemore.



1979-80

Back Row: Trainer Mimi Porter, Coach Debbie Yow, Debra Oden, Sharon Gartand, Maria Donhoff, Liz Lukschu, Valerie Still, Linda Edelman, Tanya Fogle, Manager Margaret LaFontaine, Assistant Coach Diane Beauchamp. Front Row: Van Harden, Cathy Barber, Geri Grigsby, Patty Jo Hedges, Lea Wise, Lori Edgington.



1980-81

Back Row: Trainer Mimi Porter, Coach Terry Hall, Kathy Lokie, Maria Donhoff, Jody Runge, Liz Lukschu, Valerie Still, Tanya Fogle, Assistant Coach Dottie Berry, Graduate Assistant Margaret LaFontaine. Front Row: Beth Kogoy, Lynette Lewis, Lori Edgington, Patty Jo Hedges, Lea Wise, Lisa Collins.



1981-82 • SEC CHAMPIONS

Back Row: Coach Terry Hall, Graduate Assistant Lynn Norenberg, Kathy Lokie, Valerie Still, Jody Runge, Grace Odrick, Terri Naiser, Tanya Fogle, Assistant Coach Dottie Berry, Trainer Mimi Porter. Front Row: Manager Michele Oberst, Lisa Collins, Donna Martin, Patty Jo Hedges, Lori Edgington, Lea Wise, Diane Stephens, Manager Gary Loyd.



UK HOOPS

KENTUCKY

OUTLOOK

WILDCATS

STAFF

REVIEW

RECORDS

HISTORY

HONORS

OPPONENTS

MEDIA INFO



1982-83

Back Row: Assistant Coach Dottie Berry, Trainer Sue Stanley, Terri Naiser, Valerie Still, Jody Runge, Sally Loughton, Karen Mosley, Leslie Nichols, Lisa Collins, Graduate Assistant Lynn Norenberg, Coach Terry Hall. **Front Row:** Diane Stephens, Donna Martin, Patty Jo Hedges, Lea Wise, Audre Andrew, Lynnette Lewis.



1983-84

Back Row: Coach Terry Hall, Graduate Assistant Robin Board, Leslie Nichols, Debbie Miller, Karen Mosley, Melanie Warren, Jody Runge, Melissa Napier, Assistant Coach Mike Kindred, Volunteer Assistant Patty Jo Hedges, Trainer Sue Stanley. **Front Row:** Sandy Harding, Julie Duerring, Lisa Collins, Lynnette Lewis, Diane Stephens and Donna Martin.



1984-85

Back Row: Graduate Assistant Robin Board, Assistant Coach Mike Kindred, Laurie Hudgens, Shelly Miller, Michelle Smith, Melanie Warren, Karen Mosely, Debbie Miller, Coach Terry Hall. **Front Row:** Nancy Cowan, Monique Tarantini, Michele Pennie, Leslie Nichols, Diane Stephens, Belitta Croley, Sandy Harding.



1985-86

Back Row: Coach Terry Hall, Trainer Sue Stanley, Laurie Hudgens, Shelly Miller, Karen Mosley, Melanie Warren, Debbie Miller, Leslie Nichols, Assistant Coach Cindy Noble, Assistant Coach Donna Murphy. **Front Row:** Michele Pennie, Monique Tarantini, Pam Shrum, Jodie Whitaker, Bebe Croley, Lynne Elbert, Sandy Harding.



1986-87

Back Row: Assistant Coach Cindy Hauserman, Assistant Coach Donna Murphy, Lynne Elbert, Pam Shrum, Laurie Hudgens, Shannon Freeman, Melanie Warren, Davitria Harrell, Debbie Miller, Bebe Croley, Coach Terry Hall, Trainer Sue Stanley. **Front Row:** Kris Miller, Monique Tarantini, Michele Pennie, Lora Spencer, Mary Jane White, Jodie Whitaker, Sandy Harding.



1987-88

Back Row: Trainer Sue Stanley, Assistant Coach Cindy Noble Hauserman, Beth Ousley, Pam Shrum, Angel Stevens, Davitria Harrell, Shannon Freeman, Lora Spencer, Debbie Hoskins, Julie Whitaker, Assistant Coach Andy Barnes, Coach Sharon Fanning. **Front Row:** Kris Miller, Mary Jane White, Monique Tarantini, Michele Pennie, Bebe Croley, Jodie Whitaker, Tracye Davis.



1988-89

Back Row: Publicist Rena Vicini, Manager Jenn Holman, Assistant Coach Andy Barnes, Assistant Coach Cindy Noble, Mary Custard, Pam Shrum, Angel Stevens, Lora Spencer, Vanessa Foster-Sutton, Jamie Hobgood, Stacy McIntyre, Coach Sharon Fanning, Trainer Sue Stanley, Graduate Assistant Jane Dalton, Manager Sharon McCauley. **Front Row:** Kris Miller, Malinka Salhi, Theresa Stewart, Jodie Whitaker, Ruth Mountain, Kristi Cushenberry, Tracye Davis.



1989-90 • WNIT Champions

Back Row: Assistant Coach Karen Booker, Graduate Assistant Lisa Bressman, Graduate Assistant Jane Dalton, Assistant Coach Jerry McLaughlin, Mia Daniel, Vanessa Foster-Sutton, Cathy Proctor, Lisa Ellis, Patressa Leonard, Josh Mills, Trainer Sue Stanley, Manager Susan Crabtree, Manager Tracy Livingston, Coach Sharon Fanning. **Front Row:** Kris Miller, Stacy McIntyre, Tracye Davis, Kristi Cushenberry, Tammy Dowdell, Jennifer Johnson, Malinka Salhi.



1990-91

Back Row: Graduate Assistant Ilene Hauser, Graduate Assistant Lisa Bressman, Jennifer Gray, Christe Jordan, Cathy Proctor, Tedra Eberhart, Coach Sharon Fanning, Jocelyn Mills, Rebekah Reasor, Tiundra Love, Pattressa Leonard, Assistant Coach Karen Booker, Assistant Coach Jerry McLaughlin. **Front Row:** Trainer Lucretia Hunter, Manager Mia Daniel, Stacy McIntyre, Jamie Hobgood, Tracye Davis, Kristi Cushenberry, Kayla Campbell, Karen Killen, Manager Jennifer Johnson, Manager Stacye Buzzanca.



1991-92

Back Row: Publicist Gail Dent, Assistant Coach Jerry McLaughlin, Assistant Coach Myra Fishback, Jocelyn Mills, Cathy Proctor, Christe Jordan, Karri Koach, Coach Sharon Fanning, Jennifer Gray, Pattressa Leonard, Tiundra Love, Mia Daniel, Student Asst. Brandi Dunigan, Trainer Kim Bartley, Graduate Asst. Ilene Hauser. **Front Row:** Mgr. Kevin Quatman, Manager Diana Pardee, Stacey Reed, Kayla Campbell, Rebekah Reasor, Stacy McIntyre, Kristi Cushenberry, Tedra Eberhart, Karen Killen, Mgr. Stacye Buzzanca, Trainer Charlie Penny.



1992-93

Back Row: Manager Sherri Hammons, Graduate Assistant Jennifer Kroll, Coach Jerry McLaughlin, Christina Jansen, Christe Jordan, Karri Koach, Coach Sharon Fanning, Jennifer Gray, Becky McKinley, Julie Swarens, Coach Ilene Hauser, Manager Nancy Eckland, Graduate Trainer Heidi Britten. **Front Row:** Manager Steven Duanhoo, Student Trainer Ericka Kennedy, Stacey Reed, Kayla Campbell, Cathy Proctor, Jocelyn Mills, Mia Daniel, Tedra Eberhart, Manager Brandi Dunigan, Manager Kevin Quatman.



1993-94

Back Row: Publicist Gail Dent, Grad. Asst. Trainer Jennifer Wheeler, Student Trainer Jennifer Stewart, Academic Asst. Ester Cruz, Chrissy Roberts, Lyssa Simpson, Anne Sarkalahti, Karri Koach, Keema Warford, Stephanie Higginbotham, Stephanie Baker, Mgr Steven Duanhoo, Mgr Nancy Eckland, Mgr Jeanna Wagner, Staff Asst. Lee Reedy. **Front Row:** Coach Sharon Fanning, Asst. Coach Jerry McLaughlin, Stacey Reed, Tedra Eberhart, Kayla Campbell, Jennifer Gray, Christe Jordan, Christiana Jansen, Julie Swarens, Asst. Coach Ilene Hauser, Grad. Asst. Coach Jennifer Kroll.



1994-95

Back Row: Assistant Coach Karen Booker, Shaundra Roberts, Keema Wardford, Kim Denkins, Anne Sarkalahti, Vonda Jackson, Latasha Peterson, Stephanie Higginbotham, Assistant Coach Dawn Bryant. **Front Row:** Coach Sharon Fanning, Kristie Combs, Christina Jansen, Stephanie Baker, Karri Koach, Stacey Reed, Julie Swarens-Beickman, Chrissy Roberts, Graduate Assistant Kerry Cremeans.



1995-96

Back Row: Assistant Coach Ken Byrd, Assistant Coach Carolyn Peck, Shawn Manning, Marcia Webb, Kim Denkins, Vonda Jackson, Carmen Greenfield, Assistant Coach Kerry Cremeans, Coach Bernadette Locke-Mattox. **Front Row:** Dominique Mitchell, Tiffany Wait, Christina Jansen, Julie Swarens-Beickman, Shaundra Roberts, Torri Tillman.



1996-97

Back Row: Assistant Coach Ken Byrd, Coach Bernadette Mattox, Tiffany Wait, Kim Denkins, Katie Vieth, Vonda Jackson, Shawn Manning, Assistant Coach Leslie Nichols, Assistant Coach Mollie McClure. **Front Row:** Natalie Martinez, Nikki Hay, Shaundra Roberts, Robyn Embry, Patrice Boyd.



1997-98

Back Row: Coach Bernadette Mattox, Assistant Coach Rick Griffith, Stephanie Christman, Vonda Jackson, Katie Vieth, Kim Denkins, Laura Meadows, Assistant Coach Millie McClure, Assistant Coach Leslie Nichols. **Front Row:** Natalie Martinez, Natasha Ross, Tiffany Wait, Nikki Hay, Patrice Boyd, Jaye Barnes, Kenya Young.



1998-99

Back Row: Coach Bernadette Mattox, Assistant Coach Leslie Nichols, Katie Vieth, Shantia Owens, Laura Meadows, Tanesha Seaton, Stephanie Christman, Assistant Coach Meghan Burke, Assistant Coach Rick Griffith. **Front Row:** Natalie Martinez, Rae Keith, Carolyn Alexander, Tiffany Wait, Jaye Barnes, Kenya Young, Erica Jackson, LaTonya McDole.



1999-00

Back Row: Assistant Coach Rick Griffith, Assistant Coach Leslie Nichols, Tanesha Seaton, Shantia Owens, Katie Vieth, Laura Meadows, Stephanie Christman, LaTonya McDole, Assistant Coach Meghan Burke, Coach Bernadette Mattox. **Front Row:** Nikki Young, Natalie Martinez, Carolyn Alexander, Tiffany Wait, Melissa Langelier, Erica Jackson, Rita Adams.



2000-01

Back Row: Trainer Amy Plas Marlin, Assistant Coach Meghan Burke, Assistant Coach Rick Griffith, Assistant Coach Leslie Nichols, Strength and Conditioning Graduate Assistant Jason Nehring. **Middle Row:** Shareon "Niecee" Patterson, Shambrica Jones, Aisha Bonets, Selia Helm, LaTonya McDole, Alvine Mendeng. **Front Row:** Danyelle Payne, Dasieka Hawthorne, Nikki Young, Coach Bernadette Mattox, Rita Adams, Kristin Connoly, Stephanie Stoglin.



2001-02

Back Row: Trainer Amy Marlin, Assistant Coach Trey Clark, Assistant Coach Rick Griffith, Assistant Coach Leslie Nichols, Strength and Conditioning Graduate Asst. Jason Nehring. **Middle Row:** Danyelle Payne, Shambrica Jones, Keiko Miller-Tate, Selia Helm, LaTonya McDole, Alvine Mendeng, Jenerrie Everette, Stephanie Stoglin. **Front Row:** Dasieka Hawthorne, Sara Potts, Coach Bernadette Mattox, Kristin Connoly, Rita Adams.



2002-03

Back Row: Trainer Pam Waller, Assistant Coach Trey Clark, Assistant Coach Scott Groninger, Assistant Coach Leslie Nichols, Strength and Conditioning Graduate Asst. Jason Nehring. **Middle Row:** Kristen Grassi, Jenerrie Everette, Keiko Tate, Jennifer Humphrey, Selia Helm, Stephanie Stumbo (not pictured), Shambrica Jones, Danyelle Payne. **Front Row:** Jenny Pfeiffer, Rita Adams, Coach Bernadette Mattox, Sara Potts, Raquel Ellis.



2003-04

Back Row: Afton Perry, Jennifer Goin, Keiko Tate, Jennifer Humphrey, Selia Helm, Jenerrie Everette, Shambrica Jones, Stephanie Stumbo, E'Lisa Ladson. **Front Row:** Assistant Coach Matthew Mitchell, Coach Mickie DeMoss, Angela Phillips, Nastassia Alcius, Danyelle Payne, Jenny Pfeiffer, Sara Potts, Raquel Ellis, Assistant Coach Niya Butts, Assistant Coach Pam Stackhouse.



2004-05

Back Row: Chante' Bowman, Keiko Tate, Eleia Roddy, Jennifer Humphrey, Sarah Elliott, Afton Perry, Stephanie Stumbo, Sade Buley. **Front Row:** Assistant Coach Matthew Mitchell, Coach Mickie DeMoss, Angela Phillips, Nastassia Alcius, Danyelle Payne, Sara Potts, Samantha Mahoney, Assistant Coach Pam Stackhouse, Assistant Coach Niya Butts.



2005-06

Back Row (L-R): LaQwesa "Moe" Gamble, Jenn'e Jackson, Jennifer "Lanky" Humphrey, Sarah Elliott, Eleia Roddy, Afton Perry, Stephanie Stumbo, Chante' Bowman. **Front Row (L-R):** Assistant Coach Vonn Read, Head Coach Mickie DeMoss, Carly Ormerod, Oreonna Taylor, Samantha Mahoney, Nastassia Alcius, Jenny Pfeiffer, Assistant Coach Pam Stackhouse, Assistant Coach Niya Butts.



2006-07

Back Row (L-R): Katie Kaiser (Mgr.), Beth Davis (Asst. to WBB Operations), Chelsea Chowning (Mgr.), Frederick Perry (Mgr.), Emily Jones (Head Mgr.), Jillian Fortney (Student Trainer), Robert Sampson (Mgr.), Aaron Webber (Mgr.). **Middle Row (L-R):** Stephanie Tracey-Simmons (Strength Coach), Justin Scott (Video Coordinator), Brittany Edelen, Jenn'e Jackson, Jennifer Humphrey, Sarah Elliott, Eleia Roddy, Lydia Watkins, Amani Franklin, Tricia Matsyak (Head Trainer), Dr. Rob Hosey (Team Physician). **Front Row (L-R):** Assistant Coach Vonn Read, Head Coach Mickie DeMoss, Carly Ormerod, Chante' Bowman, Nastassia Alcius, Samantha Mahoney, Jenny Pfeiffer, Moe Gamble, Assistant Coach Pam Stackhouse, Assistant Coach Niya Butts.



2007-08

Back Row (L-R): Christian Stefanopoulos (Video Coordinator), Leslie Lusk (Student Trainer), Melinda Redinger (Mgr.), Stephanie Tracey-Simmons (Strength Coach), Tricia Matsyak (Head Trainer), Katie Kaiser (Mgr.), Beth Davis (Administrative Assistant). **Middle Row (L-R):** Assistant Coach Wendy Palmer, Assistant Coach Vonn Read, Lydia Watkins, Jenn'e Jackson, Eleia Roddy, Sarah Elliott, Catina Bett, Amani Franklin, Victoria Dunlap, (Assoc. Head Coach Niya Butts), Pam Stackhouse (Asst. AD/Women's Basketball), Matthew Mitchell (Head Coach). **Front Row (L-R):** Brittany Edelen, Amber Smith, Carly Ormerod, Chanté Bowman, Samantha Mahoney, Carly Morrow, Ali Lomax, Chelsea Chowning.

UK Hoops "Alumni Day" is set for Sunday, Feb. 8 vs. Vanderbilt.

KENTUCKY IN THE NATIONAL RANKINGS

Kentucky Week-By-Week In The Associated Press Polls

| Year | PS | # | 1 | 2 | 3 | 4 | 5 | 6 | 7 | 8 | 9 | 10 | 11 | 12 | 13 | 14 | 15 | 16 | 17 | 18 | 19 |
|-------|----|------|----|----|----|----|----|----|----|----|----|----|----|----|----|----|----|----|----|----|----|
| 76-77 | | 1-2 | -- | 19 | 17 | 18 | 19 | 19 | 19 | 19 | -- | -- | -- | -- | -- | -- | -- | -- | -- | -- | -- |
| 77-78 | | 1-4 | 19 | 19 | -- | -- | -- | 20 | -- | -- | -- | -- | -- | -- | -- | -- | -- | -- | -- | -- | -- |
| 78-79 | | 1-3 | -- | -- | -- | -- | -- | -- | -- | -- | -- | -- | -- | -- | -- | -- | -- | -- | -- | -- | -- |
| 79-80 | | 1-2 | -- | -- | -- | -- | 18 | 18 | -- | 18 | 17 | -- | 17 | 15 | 15 | 15 | 13 | 11 | 13 | 14 | |
| 80-81 | | 2-2 | 17 | 17 | 14 | 15 | 14 | 14 | 14 | 11 | 9 | 7 | 10 | 10 | 9 | 10 | 10 | 10 | 11 | 11 | |
| 81-82 | | 4-6 | 13 | 12 | 13 | 16 | 16 | 16 | 14 | 10 | 8 | 8 | 11 | 11 | 14 | 17 | 13 | 14 | 14 | 13 | |
| 82-83 | | 5-3 | 8 | 7 | 7 | 5 | 5 | 5 | 4 | 7 | 7 | 7 | 7 | 4 | 7 | 8 | 6 | 11 | 11 | | |
| 83-84 | | 2-8 | -- | -- | -- | -- | 20 | -- | -- | -- | -- | -- | -- | -- | -- | -- | -- | -- | -- | -- | |
| 84-85 | | 2-3 | -- | -- | 14 | 14 | 13 | 13 | 13 | 13 | 12 | 15 | 17 | 19 | 19 | -- | -- | -- | -- | -- | |
| 85-86 | | 3-3 | -- | -- | -- | -- | -- | -- | -- | -- | -- | -- | -- | -- | -- | -- | -- | -- | -- | -- | |
| 86-87 | | 1-7 | -- | -- | -- | -- | -- | -- | -- | -- | -- | -- | -- | -- | -- | -- | -- | -- | -- | -- | |
| 87-88 | | 0-6 | -- | -- | -- | -- | -- | -- | -- | -- | -- | -- | -- | -- | -- | -- | -- | -- | -- | -- | |
| 88-89 | | 0-5 | -- | -- | -- | -- | -- | -- | -- | -- | -- | -- | -- | -- | -- | -- | -- | -- | -- | -- | |
| 89-90 | | 0-5 | -- | -- | -- | -- | -- | -- | 25 | -- | -- | -- | -- | -- | -- | -- | -- | -- | -- | -- | |
| 90-91 | | 0-5 | -- | -- | -- | -- | -- | -- | -- | -- | -- | -- | -- | -- | -- | -- | -- | -- | -- | -- | |
| 91-92 | | 2-7 | -- | -- | -- | -- | -- | -- | -- | -- | -- | -- | -- | -- | -- | -- | -- | -- | -- | -- | |
| 92-93 | | 3-4 | -- | -- | -- | -- | -- | -- | 24 | 25 | -- | 25 | -- | -- | -- | -- | -- | -- | -- | -- | |
| 93-94 | | 0-8 | -- | -- | -- | -- | -- | -- | -- | -- | -- | -- | -- | -- | -- | -- | -- | -- | -- | -- | |
| 94-95 | | 1-7 | -- | -- | -- | -- | -- | -- | -- | -- | -- | -- | -- | -- | -- | -- | -- | -- | -- | -- | |
| 95-96 | | 1-9 | -- | -- | -- | -- | -- | -- | -- | -- | -- | -- | -- | -- | -- | -- | -- | -- | -- | -- | |
| 96-97 | | 1-7 | -- | -- | -- | -- | -- | -- | -- | -- | -- | -- | -- | -- | -- | -- | -- | -- | -- | -- | |
| 97-98 | | 2-4 | -- | -- | -- | -- | -- | -- | -- | -- | -- | -- | -- | -- | -- | -- | -- | -- | -- | -- | |
| 98-99 | | 3-6 | -- | -- | -- | -- | -- | -- | -- | -- | -- | -- | -- | -- | -- | -- | -- | -- | -- | -- | |
| 99-00 | | 1-8 | -- | -- | -- | -- | -- | -- | -- | -- | -- | -- | -- | -- | -- | -- | -- | -- | -- | -- | |
| 00-01 | | 0-10 | -- | -- | -- | -- | -- | -- | -- | -- | -- | -- | -- | -- | -- | -- | -- | -- | -- | -- | |
| 01-02 | | 0-8 | -- | -- | -- | -- | -- | -- | -- | -- | -- | -- | -- | -- | -- | -- | -- | -- | -- | -- | |
| 02-03 | | 0-8 | -- | -- | -- | -- | -- | -- | -- | -- | -- | -- | -- | -- | -- | -- | -- | -- | -- | -- | |
| 03-04 | | 0-7 | -- | -- | -- | -- | -- | -- | -- | -- | -- | -- | -- | -- | -- | -- | -- | -- | -- | -- | |
| 04-05 | | 1-5 | -- | -- | -- | -- | -- | -- | -- | -- | -- | -- | -- | -- | -- | -- | -- | -- | -- | -- | |
| 05-06 | | 2-5 | -- | -- | -- | -- | -- | -- | -- | -- | -- | -- | -- | -- | -- | 21 | -- | -- | -- | -- | |
| 06-07 | 15 | 0-7 | 15 | 21 | 20 | 24 | -- | -- | -- | -- | -- | -- | -- | -- | -- | -- | -- | -- | -- | -- | |
| 07-08 | rv | 3-9 | rv | -- | -- | -- | -- | -- | -- | -- | -- | -- | -- | -- | -- | -- | -- | -- | -- | -- | |

Note: AP polls were ranked 1-20 until 1989-90, when they were changed to the Top 25. Release dates and the number of weekly rankings per season varied from year-to-year.

*Dates do not include preseason rankings; PS - Preseason rankings (started in 1962); # - Record vs. Ranked Opponents

UK FINISHES IN NATIONAL RANKINGS - AP POLL

Kentucky in the Final AP Poll

| | | | |
|------------|----|------------|----|
| 1980 | 14 | 1982 | 13 |
| 1981 | 11 | 1983 | 11 |

1980

1. Old Dominion
2. Tennessee
3. Louisiana Tech
4. South Carolina
5. Stephen F. Austin
6. Maryland
7. Texas
8. Rutgers
9. Long Beach State
10. North Carolina State
11. Kansas
12. Cheyney
13. Kansas State
14. **Kentucky**
15. Northwestern
16. Mercer
17. Oregon
18. Central Missouri
19. San Francisco
20. Brigham Young

1981

1. Louisiana Tech
2. Tennessee
3. Old Dominion
4. Southern California
5. Cheyney
6. Long Beach State
7. UCLA
8. Maryland
9. Rutgers
10. Kansas
11. **Kentucky**
12. Oregon
13. N.C. State
14. Stephen F. Austin
15. Illinois State
16. Texas
17. Jackson State
18. Minnesota
19. Oregon State
20. Clemson

1982

1. Louisiana Tech
2. Cheyney
3. Maryland
4. Tennessee
5. Texas
6. Southern California
7. Old Dominion
8. Rutgers
9. Long Beach State
10. Penn State
11. Villanova
12. N.C. State
13. **Kentucky**
14. Kansas State
15. South Carolina
16. Drake
17. Memphis
18. Arizona State
19. Oregon
20. Missouri

1983

1. Louisiana Tech
2. Southern California
3. Texas
4. Old Dominion
5. Cheyney
6. Maryland
7. Long Beach State
8. Georgia
9. Tennessee
10. Penn State
11. **Kentucky**
12. Arizona State
13. Miss. U for Women
14. Auburn
15. Missouri
16. N.C. State
17. Kansas State
18. North Carolina
19. Oregon State
20. LSU

RECORDS VS. RANKED OPPONENTS

Charting UK's Upsets Against Higher-Ranked Teams

| Date | Opponent | UK Rank | Opp. Rank | Site | Score | Point Diff. |
|----------|--------------|---------|-----------|------|--------------|-------------|
| 12/4/76 | Tenn. Tech | NR | 4 | H | 72-70 | 2 |
| 1/15/78 | Immaculata | NR | 4 | H | 74-64 | 10 |
| 1/20/79 | Tennessee | NR | 4 | H | 66-64 | 2 |
| 1/15/80 | Rutgers | NR | 7 | H | 97-78 | 19 |
| 1/3/82 | Georgia | 14 | 11 | H | 62-59 | 3 |
| 2/28/82 | Tennessee | 13 | 11 | H | 80-74 | 6 |
| 3/18/82 | So. Carolina | 14 | 12 | N | 73-69 | 4 |
| 2/5/83 | ODU | 7 | 6 | H | 80-86 | 14 |
| 12/23/83 | Ohio State | NR | 16 | A | 73-68 | 5 |
| 1/29/85 | Georgia | 17 | 5 | H | 61-57 | 4 |
| 2/2/86 | Auburn | NR | 11 | A | 91-90 (2 OT) | 1 |
| 1/21/87 | Vanderbilt | NR | 11 | H | 74-71 | 3 |
| 12/11/91 | Western Ky. | NR | 8 | A | 67-86 | 1 |
| 3/7/92 | Alabama | NR | 17 | N | 95-87 | 8 |
| 12/5/92 | Connecticut | NR | 21 | H | 75-54 | 21 |
| 12/31/92 | Kansas | NR | 25 | H | 71-61 | 10 |
| 1/19/93 | Western Ky. | NR | 17 | H | 62-80 | 2 |
| 1/4/95 | Florida | NR | 16 | H | 63-55 | 8 |
| 12/29/96 | Arkansas | NR | 22 | H | 69-65 | 4 |
| 1/14/97 | Western Ky. | NR | 18 | H | 79-73 | 6 |
| 12/8/97 | Western Ky. | NR | 14 | A | 66-84 (OT) | 2 |
| 12/14/97 | Auburn | NR | 16 | H | 68-67 | 1 |
| 2/7/99 | Georgia | NR | 8 | H | 80-76 | 4 |
| 2/26/99 | LSU | NR | 17 | N | 81-71 | 1 |
| 1/24/99 | Alabama | NR | 18 | H | 76-72 | 4 |
| 1/6/00 | Auburn | NR | 5 | H | 71-69 | 2 |
| 1/13/05 | Georgia | NR | 18 | H | 71-63 | 8 |
| 1/26/06 | Tennessee | NR | 1 | H | 66-63 | 3 |
| 3/3/06 | Florida | NR | 23 | N | 88-70 | 18 |
| 1/20/08 | Auburn | NR | 18 | H | 62-55 | 7 |
| 1/31/08 | Georgia | NR | 14 | A | 47-44 | 3 |
| 3/7/08 | Georgia | NR | 21 | N | 57-50 | 7 |

Kentucky vs. All Opponents when Opponents are Ranked

| #1 (1-15) | Date | Opponent | UK Rank | Opp. Rank | Site | W/L | Score | Point Diff. |
|-----------|-------------|----------|---------|-----------|------|------------|-------|-------------|
| 2/25/78 | Tennessee | NR | 1 | A | L | 66-69 | 3 | |
| 3/10/78 | Tennessee | NR | 1 | H | L | 60-76 | 16 | |
| 1/28/79 | ODU | NR | 1 | H | L | 65-81 | 16 | |
| 3/20/82 | La. Tech | 14 | 1 | A | L | 60-82 | 22 | |
| 12/29/84 | ODU | 13 | 1 | N | L | 59-66 | 7 | |
| 1/13/85 | ODU | 12 | 1 | H | L | 63-64 | 1 | |
| 2/25/89 | Auburn | NR | 1 | N | L | 70-89 | 19 | |
| 2/6/93 | Tennessee | NR | 1 | A | L | 61-85 | 24 | |
| 2/20/94 | Tennessee | NR | 1 | H | L | 89-95 (OT) | 6 | |
| 2/13/96 | Georgia | NR | 1 | A | L | 55-75 | 20 | |
| 1/18/98 | Tennessee | NR | 1 | H | L | 65-93 | 28 | |
| 1/17/99 | Tennessee | NR | 1 | A | L | 60-98 | 38 | |
| 1/12/99 | Connecticut | NR | 1 | A | L | 62-68 | 6 | |
| 1/29/04 | Tennessee | NR | 1 | H | L | 72-81 | 9 | |
| 2/17/05 | LSU | NR | 1 | A | L | 58-81 | 23 | |
| 1/26/06 | Tennessee | NR | 1 | H | W | 66-63 | 3 | |

| #2 (16-30) | Date | Opponent | UK Rank | Opp. Rank | Site | W/L | Score | Point Diff. |
|------------|------------|----------|---------|-----------|------|--------|-------|-------------|
| 2/23/86 | Georgia | NR | 2 | A | L | 67-113 | 46 | |
| 1/11/87 | Tennessee | NR | 2 | H | L | 64-76 | 12 | |
| 2/3/87 | Auburn | NR | 2 | H | L | 53-72 | 19 | |
| 1/4/88 | La. Tech | NR | 2 | A | L | 63-95 | 32 | |
| 1/21/89 | Tennessee | NR | 2 | A | L | 57-101 | 44 | |
| 3/8/92 | Tennessee | NR | 2 | N | L | 80-94 | 14 | |
| 2/19/95 | Tennessee | NR | 2 | A | L | 41-67 | 26 | |
| 3/4/95 | Tennessee | NR | 2 | N | L | 62-74 | 12 | |
| 1/11/96 | Vanderbilt | NR | 2 | A | L | 53-58 | 5 | |
| 1/23/00 | Tennessee | NR | 2 | H | L | 65-71 | 6 | |
| 3/3/00 | Georgia | NR | 2 | N | L | 45-63 | 18 | |
| 1/21/01 | Tennessee | NR | 2 | H | L | 38-110 | 72 | |
| 1/16/03 | LSU | NR | 2 | A | L | 39-82 | 43 | |
| 1/17/08 | Tennessee | NR | 2 | H | L | 40-65 | 25 | |
| 2/3/08 | Tennessee | NR | 2 | A | L | 51-79 | 28 | |

| #3 (31-45) | Date | Opponent | UK Rank | Opp. Rank | Site | W/L | Score | Point Diff. |
|------------|------------|----------|---------|-----------|------|------------|-------|-------------|
| 1/28/78 | Tennessee | NR | 3 | H | L | 90-82 (OT) | 2 | |
| 1/11/81 | Rutgers | 14 | 3 | A | L | 67-69 (OT) | 2 | |
| 1/7/84 | Georgia | NR | 3 | H | L | 68-69 | 1 | |
| 2/14/88 | Auburn | NR | 3 | A | L | 57-83 | 36 | |
| 2/18/88 | Tennessee | NR | 3 | H | L | 75-99 | 24 | |
| 3/5/88 | Tennessee | NR | 3 | N | L | 66-100 | 44 | |
| 1/22/90 | Tennessee | NR | 3 | H | L | 60-76 | 16 | |
| 3/7/93 | Vanderbilt | NR | 3 | N | L | 61-68 | 7 | |
| 2/17/00 | Georgia | NR | 3 | H | L | 69-73 | 4 | |
| 1/27/01 | Tennessee | NR | 3 | A | L | 39-83 | 44 | |
| 3/2/03 | Tennessee | NR | 3 | H | L | 69-84 | 15 | |
| 12/18/05 | LSU | NR | 3 | H | L | 36-66 | 30 | |
| 3/4/06 | LSU | NR | 3 | N | L | 52-79 | 27 | |
| 2/11/07 | Tennessee | NR | 3 | A | L | 62-84 | 22 | |

| #4 (46-60) | Date | Opponent | UK Rank | Opp. Rank | Site | W/L | Score | Point Diff. |
|------------|------------|----------|---------|-----------|------|-------|-------|-------------|
| 12/4/76 | Tenn. Tech | NR | 4 | H | W | 72-70 | 2 | |
| 12/10/79 | Tennessee | NR | 4 | H | W | 66-64 | 2 | |
| 2/5/84 | Georgia | NR | 4 | A | L | 61-87 | 26 | |
| 2/3/90 | Georgia | NR | 4 | A | L | 75-78 | 3 | |
| 1/12/91 | Tennessee | NR | 4 | A | L | 70-80 | 10 | |
| 2/3/91 | Georgia | NR | 4 | H | L | 71-87 | 16 | |
| 2/8/92 | Tennessee | NR | 4 | H | L | 52-77 | 25 | |
| 1/14/96 | Tennessee | NR | 4 | H | L | 45-60 | 15 | |
| 1/22/97 | Alabama | NR | 4 | N | L | 62-78 | 16 | |
| 1/30/00 | Tennessee | NR | 4 | A | L | 48-77 | 29 | |
| 2/24/02 | Tennessee | NR | 4 | A | L | 64-89 | 25 | |

| #5 (61-75) | Date | Opponent | UK Rank | Opp. Rank | Site | W/L | Score | Point Diff. |
|------------|------------|----------|---------|-----------|------|-------|-------|-------------|
| 12/29/85 | Georgia | 17 | 5 | H | W | 61-57 | 4 | |
| 1/3/87 | La. Tech | NR | 5 | H | L | 63-64 | 1 | |
| 3/5/87 | Georgia | NR | 5 | N | L | 64-67 | 3 | |
| 2/4/89 | Georgia | NR | 5 | H | L | 72-90 | 18 | |
| 2/23/93 | Vanderbilt | NR | 5 | H | L | 52-65 | 13 | |
| 1/6/00 | Auburn | NR | 5 | H | W | 71-69 | 2 | |
| 2/15/01 | Georgia | NR | 5 | A | L | 58-91 | 33 | |

| #6 (76-90) | Date | Opponent | UK Rank | Opp. Rank | Site | W/L | Score | Point Diff. |
|------------|------------|----------|---------|-----------|------|------------|-------|-------------|
| 12/2/77 | Tenn. Tech | 19 | 6 | A | L | 69-92 | 23 | |
| 2/17/79 | Tennessee | NR | 6 | A | L | 51-89 | 38 | |
| 2/2/80 | Tennessee | 17 | 6 | H | L | 83-91 (OT) | 8 | |
| 2/5/83 | ODU | 7 | 6 | H | W | 80-66 | 14 | |
| 2/9/83 | Tennessee | 4 | 6 | H | L | 85-95 | 10 | |
| 2/12/84 | Tennessee | NR | 6 | A | L | 65-67 | 2 | |
| 2/17/85 | Georgia | NR | 6 | A | L | 65-87 | 22 | |
| 2/27/87 | Georgia | NR | 6 | A | L | 64-73 | 9 | |
| 12/31/93 | UNC | NR | 6 | N | L | 75-80 (OT) | 5 | |
| 1/12/94 | Vanderbilt | NR | 6 | A | L | 56-83 | 27 | |
| 2/8/97 | Georgia | NR | 6 | H | L | 62-80 | 18 | |
| 1/17/98 | Vanderbilt | NR | 6 | A | L | 54-64 | 10 | |
| 12/1/00 | Purdue | NR | 6 | H | L | 67-87 | 20 | |
| 2/21/02 | Vanderbilt | NR | 6 | H | L | 57-73 | 16 | |
| 2/21/08 | LSU | NR | 6 | A | L | 48-52 | 4 | |

| #7 (91-105) | Date | Opponent | UK Rank | Opp. Rank | Site | W/L | Score | Point Diff. |
|-------------|------------|----------|---------|-----------|------|-------|-------|-------------|
| 1/15/80 | Rutgers | NR | 7 | H | W | 97-78 | 19 | |
| 12/0/82 | ODU | 8 | 7 | A | L | 68-91 | 23 | |
| 1/30/91 | Auburn | NR | 7 | H | L | 65-72 | 7 | |
| 12/3/05 | Tennessee | NR | 7 | A | L | 49-67 | 18 | |
| 1/6/07 | Ohio State | NR | 7 | A | L | 51-53 | 2 | |
| 3/8/08 | LSU | NR | 7 | N | L | 49-66 | 17 | |

| #8 (106-120) | Date | Opponent | UK Rank | Opp. Rank | Site | W/L | Score | Point Diff. |
|--------------|-------------|----------|---------|-----------|------|-------|-------|-------------|
| 2/27/83 | Tennessee | 6 | 8 | A | W | 81-69 | 12 | |
| 12/11/91 | Western Ky. | NR | 8 | A | W | 67-66 | 1 | |
| 1/8/97 | Vanderbilt | NR | 8 | H | L | 54-65 | 11 | |
| 2/7/99 | Georgia | NR | 8 | H | W | 80-76 | 4 | |
| 1/10/02 | Vanderbilt | NR | 8 | A | L | 54-71 | 17 | |
| 1/18/07 | LSU | NR | 8 | A | L | 58-76 | 18 | |

| #9 (121-135) | Date | Opponent | UK Rank | Opp. Rank | Site | W/L | Score | Point Diff. |
|--------------|--------------|----------|---------|-----------|------|-------|-------|-------------|
| 12/4/81 | N.C. State | 12 | 9 | A | L | 67-77 | 10 | |
| 3/3/84 | LSU | NR | 9 | N | L | 81-91 | 10 | |
| 1/17/87 | LSU | NR | 9 | A | L | 73-83 | 10 | |
| 1/23/91 | Iowa | NR | 9 | H | L | 74-68 | 6 | |
| 1/16/93 | Auburn | NR | 9 | H | L | 49-52 | 6 | |
| 1/26/95 | Vanderbilt | NR | 9 | H | L | 53-82 | 29 | |
| 1/12/97 | Tennessee | NR | 9 | A | L | 61-84 | 23 | |
| 2/10/02 | So. Carolina | NR | 9 | H | L | 73-74 | 1 | |
| 1/27/08 | LSU | NR | 9 | H | L | 46-72 | 26 | |

| #10 (136-150) | Date | Opponent | UK Rank | Opp. Rank | Site | W/L | Score | Point Diff. |
|---------------|-------------|----------|---------|-----------|------|-------|-------|-------------|
| 1/31/82 | Memphis St. | 11 | 10 | H | L | 69-70 | 1 | |
| 1/30/83 | Georgia | 7 | 10 | H | W | 66-59 | 7 | |
| 3/1/86 | LSU | NR | 10 | N | L | 66-77 | 11 | |
| 2/12/92 | Vanderbilt | NR | 10 | A | L | 67-93 | 26 | |
| 2/13/97 | Florida | NR | 10 | H | L | 53-77 | 24 | |
| 3/2/07 | Georgia | NR | 10 | N | L | 40-72 | 32 | |

| #11 (151-165) | Date | Opponent | UK Rank | Opp. Rank | Site | W/L | Score | Point Diff. |
|---------------|--------------|----------|---------|-----------|------|-------|-------|-------------|
| 12/5/77 | Tenn. Tech | 19 | 11 | A | L | 69-89 | 20 | |
| 1/3/80 | So. Carolina | 18 | 11 | A | L | 61-84 | 23 | |

| | | | | | | | |
|----------|-------------|----|----|---|---|--------------|----|
| 2/6/81 | Tennessee | 10 | 11 | A | L | 65-81 | 16 |
| 1/3/82 | Georgia | 14 | 11 | H | W | 62-59 | 3 |
| 2/28/82 | Tennessee | 13 | 11 | H | W | 80-74 | 6 |
| 1/25/84 | Tennessee | NR | 11 | H | L | 63-75 | 12 |
| 1/24/86 | Tennessee | NR | 11 | H | W | 96-82 | 14 |
| 2/2/86 | Auburn | NR | 11 | A | W | 91-90 (2 OT) | 1 |
| 1/21/87 | Vanderbilt | NR | 11 | H | W | 74-71 | 3 |
| 12/11/87 | Western Ky. | NR | 11 | A | L | 56-80 | 24 |
| 2/24/90 | Auburn | NR | 11 | A | L | 60-68 | 8 |
| 1/22/95 | Georgia | NR | 11 | H | L | 57-68 | 11 |
| 2/15/07 | Georgia | NR | 11 | H | L | 72-82 (OT) | 10 |

| #12 (166-180) | Date | Opponent | UK Rank | Opp. Rank | Site | W/L | Score | Point Diff. |
|---------------|--------------|----------|---------|-----------|------|--------|-------|-------------|
| 3/18/82 | So. Carolina | 14 | 12 | N | W | 73-69 | 4 | |
| 2/20/83 | LSU | NR | 12 | A | L | 81-89 | 18 | |
| 1/28/86 | LSU | NR | 12 | H | L | 63-76 | 13 | |
| 3/2/91 | LSU | NR | 12 | N | L | 79-96 | 17 | |
| 12/14/91 | George Wash. | NR | 12 | A | L | 62-71 | 9 | |
| 1/4/98 | Florida | NR | 12 | A | L | 58-100 | 42 | |
| 11/29/98 | UCLA | NR | 12 | N | L | 54-64 | 10 | |
| 12/18/99 | Purdue | NR | 12 | N | L | 40-48 | 8 | |
| 1/18/01 | LSU | NR | 12 | A | L | 64-87 | 23 | |
| 1/11/04 | Georgia | NR | 12 | H | L | 53-74 | 21 | |

| #13 (181-195) | Date | Opponent | UK Rank | Opp. Rank | Site | W/L | Score | Point Diff. |
|---------------|----------------|----------|---------|-----------|------|------------|-------|-------------|
| 1/24/81 | South Carolina | 9 | 13 | H | W | 70-65 (OT) | 5 | |
| 2/18/82 | Tennessee | 14 | 13 | H | L | 61-65 | 4 | |
| 2/16/83 | Rutgers | 7 | 13 | A | W | 89-80 | 9 | |
| 12/12/86 | Ohio State | NR | 13 | H | L | 71-76 | 5 | |
| 2/7/88 | Georgia | NR | 13 | A | L | 70-86 | 16 | |
| 3/5/94 | V | | | | | | | |

| | | | | | | | |
|---------|---------|----|----|---|---|-------|---|
| 1/13/05 | Georgia | NR | 18 | H | W | 71-63 | 8 |
| 2/6/05 | Georgia | NR | 18 | A | L | 64-68 | 4 |

#19 (0-10)

| Date | Opponent | UK Rank | Opp. Rank | Site | W/L | Score | Point Diff. |
|----------|--------------|---------|-----------|------|-----|-------|-------------|
| 2/13/82 | So. Carolina | 14 | 19 | A | L | 81-91 | 10 |
| 12/31/91 | Connecticut | NR | 19 | A | L | 81-53 | 28 |
| 2/11/95 | Alabama | NR | 19 | H | L | 62-68 | 6 |
| 2/4/99 | Auburn | NR | 19 | H | L | 67-68 | 1 |
| 12/6/00 | Xavier | NR | 19 | A | L | 62-80 | 18 |
| 1/13/02 | Auburn | NR | 19 | H | L | 66-70 | 4 |
| 2/3/02 | Georgia | NR | 19 | H | L | 50-76 | 26 |
| 2/5/04 | Auburn | NR | 19 | H | L | 54-71 | 17 |
| 2/29/04 | Georgia | NR | 19 | A | L | 62-73 | 11 |
| 12/3/06 | Louisville | 24 | 19 | A | L | 75-83 | 8 |

#20 (2-8)

| Date | Opponent | UK Rank | Opp. Rank | Site | W/L | Score | Point Diff. |
|----------|-------------|---------|-----------|------|-----|------------|-------------|
| 1/17/84 | Rutgers | NR | 20 | H | W | 74-45 | 29 |
| 1/22/84 | Vanderbilt | NR | 20 | A | L | 74-77 | 3 |
| 2/14/89 | LSU | NR | 20 | A | L | 72-86 | 14 |
| 1/7/90 | Vanderbilt | NR | 20 | A | L | 70-79 | 9 |
| 12/10/93 | Western Ky. | NR | 20 | A | L | 77-82 (OT) | 5 |
| 2/13/94 | Alabama | NR | 20 | A | L | 82-96 | 14 |
| 1/3/99 | Florida | NR | 20 | H | L | 63-77 | 14 |
| 2/27/00 | Miss. State | NR | 20 | H | L | 46-63 | 17 |
| 1/4/01 | Auburn | NR | 20 | A | L | 40-73 | 33 |
| 1/20/08 | Auburn | NR | 20 | H | W | 62-55 | 7 |

#21 (1-1)

| Date | Opponent | UK Rank | Opp. Rank | Site | W/L | Score | Point Diff. |
|----------|-------------|---------|-----------|------|-----|-------|-------------|
| 12/5/92 | Connecticut | NR | 21 | H | W | 75-54 | 21 |
| 11/24/07 | Texas | NR | 21 | A | L | 60-72 | 12 |

#22 (1-2)

| Date | Opponent | UK Rank | Opp. Rank | Site | W/L | Score | Point Diff. |
|---------|----------|---------|-----------|------|-----|-------|-------------|
| 2/4/95 | Arkansas | NR | 22 | A | L | 56-62 | 6 |
| 1/28/96 | Arkansas | NR | 22 | H | W | 69-65 | 4 |
| 2/10/96 | Auburn | NR | 22 | A | L | 46-88 | 42 |

#23 (2-5)

| Date | Opponent | UK Rank | Opp. Rank | Site | W/L | Score | Point Diff. |
|----------|------------|---------|-----------|------|-----|-------|-------------|
| 1/29/94 | Auburn | NR | 23 | A | L | 61-75 | 14 |
| 2/28/97 | Arkansas | NR | 23 | N | L | 60-71 | 11 |
| 1/27/05 | Vanderbilt | NR | 23 | H | L | 67-73 | 6 |
| 2/23/06 | Vanderbilt | NR | 23 | A | L | 55-72 | 17 |
| 3/3/06 | Florida | NR | 23 | N | W | 88-70 | 18 |
| 12/28/07 | ODU | NR | 23 | H | L | 71-82 | 9 |
| 3/7/08 | Georgia | NR | 23 | N | W | 57-50 | 7 |

#24 (0-5)

| Date | Opponent | UK Rank | Opp. Rank | Site | W/L | Score | Point Diff. |
|----------|-------------|---------|-----------|------|-----|--------|-------------|
| 2/1/92 | Alabama | NR | 24 | A | L | 72-78 | 6 |
| 12/5/95 | Western Ky. | NR | 24 | A | L | 61-81 | 20 |
| 11/28/01 | UNC | NR | 24 | A | L | 64-102 | 38 |
| 1/26/03 | Georgia | NR | 24 | A | L | 59-71 | 13 |
| 2/8/04 | Florida | NR | 24 | A | L | 56-76 | 20 |

#25 (1-2)

| Date | Opponent | UK Rank | Opp. Rank | Site | W/L | Score | Point Diff. |
|----------|------------|---------|-----------|------|-----|-------|-------------|
| 12/31/92 | Kansas | NR | 25 | H | W | 71-61 | 10 |
| 2/19/02 | Cincinnati | NR | 25 | A | L | 57-73 | 16 |
| 2/14/08 | Vanderbilt | NR | 25 | A | L | 49-66 | 17 |

UK vs. All Opponents when UK is Ranked

#4 (0-1)

| Date | Opponent | UK Rank | Opp. Rank | Site | W/L | Score | Point Diff. |
|--------|-----------|---------|-----------|------|-----|-------|-------------|
| 2/9/83 | Tennessee | 4 | 6 | H | L | 85-95 | 10 |

#6 (1-1)

| Date | Opponent | UK Rank | Opp. Rank | Site | W/L | Score | Point Diff. |
|---------|-----------|---------|-----------|------|-----|-------|-------------|
| 2/27/83 | Tennessee | 6 | 8 | A | W | 81-69 | 12 |
| 3/3/83 | Auburn | 6 | 14 | N | L | 70-85 | 15 |

#7 (4-0)

| Date | Opponent | UK Rank | Opp. Rank | Site | W/L | Score | Point Diff. |
|---------|----------|---------|-----------|------|-----|-------|-------------|
| 1/30/83 | Georgia | 7 | 10 | H | W | 66-59 | 7 |
| 2/5/83 | ODU | 7 | 6 | H | W | 80-66 | 14 |
| 2/16/83 | Rutgers | 7 | 13 | A | W | 89-80 | 9 |
| 2/18/83 | Auburn | 7 | 14 | H | W | 77-55 | 22 |

#8 (0-2)

| Date | Opponent | UK Rank | Opp. Rank | Site | W/L | Score | Point Diff. |
|---------|----------|---------|-----------|------|-----|-------|-------------|
| 1/20/82 | ODU | 8 | 7 | A | L | 68-91 | 23 |
| 2/20/83 | Georgia | 8 | 12 | A | L | 81-99 | 18 |

#9 (1-0)

| Date | Opponent | UK Rank | Opp. Rank | Site | W/L | Score | Point Diff. |
|---------|--------------|---------|-----------|------|-----|------------|-------------|
| 1/24/81 | So. Carolina | 9 | 13 | H | W | 70-65 (OT) | 5 |

#10 (1-1)

| Date | Opponent | UK Rank | Opp. Rank | Site | W/L | Score | Point Diff. |
|---------|------------|---------|-----------|------|-----|------------|-------------|
| 2/6/81 | Tennessee | 10 | 11 | A | L | 65-81 | 16 |
| 3/10/81 | N.C. State | 10 | 14 | H | W | 75-74 (OT) | 1 |

#11 (1-1)

| Date | Opponent | UK Rank | Opp. Rank | Site | W/L | Score | Point Diff. |
|---------|-------------|---------|-----------|------|-----|-------|-------------|
| 1/31/82 | Memphis St. | 11 | 10 | H | L | 69-70 | 1 |
| 2/6/82 | Georgia | 11 | 15 | A | W | 77-76 | 1 |

#12 (0-2)

| Date | Opponent | UK Rank | Opp. Rank | Site | W/L | Score | Point Diff. |
|---------|------------|---------|-----------|------|-----|-------|-------------|
| 12/4/81 | N.C. State | 12 | 9 | A | L | 67-77 | 10 |
| 1/13/85 | ODU | 12 | 1 | H | L | 63-64 | 1 |

#13 (1-1)

| Date | Opponent | UK Rank | Opp. Rank | Site | W/L | Score | Point Diff. |
|----------|-----------|---------|-----------|------|-----|-------|-------------|
| 2/28/82 | Tennessee | 13 | 11 | H | W | 80-74 | 6 |
| 12/29/84 | ODU | 13 | 1 | N | L | 59-66 | 7 |

#14 (2-3)

| Date | Opponent | UK Rank | Opp. Rank | Site | W/L | Score | Point Diff. |
|---------|--------------|---------|-----------|------|-----|-------|-------------|
| 1/3/82 | Georgia | 14 | 11 | H | W | 62-59 | 3 |
| 2/13/82 | So. Carolina | 14 | 19 | A | L | 81-91 | 10 |
| 2/18/82 | Tennessee | 14 | 13 | H | L | 61-65 | 4 |
| 3/18/82 | So. Carolina | 14 | 12 | N | W | 73-69 | 4 |
| 3/20/82 | La. Tech | 14 | 1 | A | L | 60-82 | 22 |

#17 (1-1)

| Date | Opponent | UK Rank | Opp. Rank | Site | W/L | Score | Point Diff. |
|---------|-----------|---------|-----------|------|-----|------------|-------------|
| 2/2/80 | Tennessee | 17 | 6 | H | L | 83-91 (OT) | 8 |
| 1/29/85 | Georgia | 17 | 5 | H | W | 61-57 | 4 |

#18 (0-2)

| Date | Opponent | UK Rank | Opp. Rank | Site | W/L | Score | Point Diff. |
|---------|--------------|---------|-----------|------|-----|-------|-------------|
| 12/7/76 | Tennessee | 18 | 16 | H | L | 57-82 | 25 |
| 1/3/80 | So. Carolina | 18 | 11 | A | L | 61-84 | 23 |

#19 (0-2)

| Date | Opponent | UK Rank | Opp. Rank | Site | W/L | Score | Point Diff. |
|---------|------------|---------|-----------|------|-----|-------|-------------|
| 1/22/77 | Tenn. Tech | 19 | 6 | A | L | 69-92 | 23 |
| 12/5/77 | Tenn. Tech | 19 | 11 | A | L | 69-89 | 20 |

#20 (0-1)

| Date | Opponent | UK Rank | Opp. Rank | Site | W/L | Score | Point Diff. |
|----------|----------|---------|-----------|------|-----|-------|-------------|
| 12/20/83 | Alabama | 20 | 16 | H | L | 49-78 | 29 |

#21 (0-2)

| Date | Opponent | UK Rank | Opp. Rank | Site | W/L | Score | Point Diff. |
|--------|----------|---------|-----------|------|-----|-------|-------------|
| 2/2/06 | Georgia | 21 | 14 | A | L | 57-91 | 34 |
| 2/5/06 | Florida | 21 | NR | H | L | 61-68 | 7 |

#24 (0-1)

| Date | Opponent | UK Rank | Opp. Rank | Site | W/L | Score | Point Diff. |
|---------|------------|---------|-----------|------|-----|-------|-------------|
| 12/3/06 | Louisville | 24 | 19 | A | L | 75-83 | 8 |

UK All-Time vs. All Opponents Who Are Ranked

| | | |
|-------------------|-------|------|
| Alabama | | 2-6 |
| Arkansas | | 1-4 |
| Auburn | | 5-14 |
| Cincinnati | | 0-1 |
| Connecticut | | 1-2 |
| Duke | | 0-1 |
| Florida | | 2-7 |
| George Washington | | 0-2 |
| Georgia | | 8-26 |
| Illinois | | 0-1 |
| Immaculata | | 1-0 |
| Iowa | | 0-1 |
| Kansas | | 1-0 |
| LSU | | 1-20 |

| | | |
|-------------------|-------|---------------|
| Louisiana Tech | | 0-3 |
| Louisville | | 0-1 |
| Memphis State | | 0-1 |
| Michigan State | | 0-1 |
| Mississippi State | | 0-1 |
| Miss. U for Women | | 0-1 |
| Nebraska | | 0-1 |
| North Carolina | | 0-3 |
| N.C. State | | 1-2 |
| Ohio State | | 3-4 |
| Old Dominion | | 1-5 |
| Purdue | | 0-2 |
| Rutgers | | 3-2 |
| South Carolina | | 2-5 |
| Tennessee | | 5-38 |
| Tennessee Tech | | 1-2 |
| Texas | | 0-1 |
| UCLA | | 0-2 |
| Vanderbilt | | 1-19 |
| Western Kentucky | | 4-5 |
| Xavier | | 0-1 |
| Total | | 43-185 |

Overtime Games vs. Ranked Opponents

| Date | Opponent | UK Rank | Rank | Site | W/L | Score |
|----------|--------------------|---------|------|------|-----|--------------|
| 11/18/78 | Miss. U. for Women | NR | 16 | N | L | 81-76 |
| 1/28/78 | Tennessee | NR | 3 | H | L | 92-90 |
| 2/2/80 | Tennessee | 17 | 6 | H | L | 91-83 |
| 1/11/81 | Rutgers | 14 | 3 | A | L | 69-67 |
| 1/24/81 | So. Carolina | 9 | 13 | H | W | 70-65 |
| 3/10/81 | N.C. State | 10 | 14 | H | W | 5-74 |
| 2/2/86 | Auburn | NR | 11 | A | W | 91-90 (2 OT) |
| 1/11/90 | LSU | NR | 16 | H | L | 80-79 |
| 12/10/93 | Western Kentucky | NR | 20 | A | L | 82-77 |
| 12/31/93 | North Carolina | NR | 6 | N | L | 80-75 |
| 2/20/94 | Tennessee | NR | 1 | H | L | 95-89 |
| 12/8/97 | Western Kentucky | NR | 14 | A | W | 66-64 |
| 2/15/07 | Georgia | NR | 11 | H | L | 72-82 |

UK Year-By-Year vs. Ranked Opponents

1976-77 (1-2)

| Date | Opponent | UK Rank | Opp. Rank | Site | W/L | Score | Point Diff. |
|---------|------------|---------|-----------|------|-----|-------|-------------|
| 12/4/76 | Tenn. Tech | NR | 4 | H | W | 72-70 | 2 |
| 12/7/76 | Tennessee | 18 | 16 | H | L | 57-82 | 25 |
| 1/22/77 | Tenn. Tech | 19 | 6 | A | L | 69-92 | 23 |

1977-78 (1-4)

| Date | Opponent | UK Rank | Opp. Rank | Site | W/L | Score | Point Diff. |
|---------|------------|---------|-----------|------|-----|------------|-------------|
| 12/5/77 | Tenn. Tech | 19 | 11 | A | L | 69-89 | 20 |
| 1/15/78 | Immaculata | NR | 17 | H | W | 74-64 | 10 |
| 1/28/78 | Tennessee | NR | 3 | H | L | 90-92 (OT) | 2 |
| 2/25/78 | Tennessee | NR | 1 | A | L | 66-69 | 3 |
| 3/10/78 | Tennessee | NR | 1 | H | L | 60-76 | 16 |

1978-79 (1-3)

| Date | Opponent | UK Rank | Opp. Rank | Site | W/L | Score | Point Diff. |
|----------|-----------|---------|-----------|------|-----|------------|-------------|
| 11/18/78 | Miss. U/W | NR | 16 | N | L | 76-81 (OT) | 5 |
| 1/20/79 | Tennessee | NR | 4 | H | W | 66-64 | 2 |
| 1/28/79 | ODU | NR | 1 | H | L | 65-81 | 16 |
| 2/17/79 | Tennessee | NR | 6 | A | L | 51-89 | 38 |

1979-80 (1-2)

| Date | Opponent | UK Rank | Opp. Rank | Site | W/L | Score | Point Diff. |
|---------|--------------|---------|-----------|------|-----|------------|-------------|
| 1/3/80 | So. Carolina | 18 | 11 | A | L | 61-84 | 23 |
| 1/15/80 | Rutgers | NR | 7 | H | W | 97-78 | 19 |
| 2/2/80 | Tennessee | 17 | 6 | H | L | 83-91 (OT) | 8 |

1980-81 (2-2)

| Date | Opponent | UK Rank | Opp. Rank | Site | W/L | Score | Point Diff. |
|---------|----------------|---------|-----------|------|------------|------------|-------------|
| 1/1/81 | Rutgers | 14 | 3 | A | L | 67-69 (OT) | 2 |
| 1/24/81 | South Carolina | 13 | H | W | 70-65 (OT) | 5 | |
| 2/6/81 | Tennessee | 10 | 11 | A | L | 65-81 | 16 |
| 3/10/81 | N.C. State | 10 | 14 | H | W | 75-74 (OT) | 1 |

1981-82 (4-6)

| Date | Opponent | UK Rank | Opp. Rank | Site | W/L | Score | Point Diff. |
|---------|--------------|---------|-----------|------|-----|-------|-------------|
| 12/4/81 | N.C. State | 12 | 9 | A | L | 67-77 | 10 |
| 1/3/82 | Georgia | 14 | 11 | H | W | 62-59 | 3 |
| 1/20/82 | ODU | 8 | 7 | A | L | 68-91 | 23 |
| 1/31/82 | Memphis St. | 11 | 10 | H | L | 69-70 | 1 |
| 2/6/82 | Georgia | 11 | 15 | A | W | 77-76 | 1 |
| 2/13/82 | So. Carolina | 14 | 19 | A | L | 81-91 | 10 |
| 2/18/82 | Tennessee | 14 | 13 | H | L | 61-65 | 4 |
| 2/28/82 | Tennessee | 13 | 11 | H | W | 80-74 | 6 |
| 3/18/82 | So. Carolina | 14 | 12 | N | W | 73-69 | 4 |
| 3/20/82 | La. Tech | 14 | 1 | A | L | 60-82 | 22 |

1982-83 (5-3)

| Date | Opponent | UK Rank | Opp. Rank | Site | W/L | Score | Point Diff. |
|---------|-----------|---------|-----------|------|-----|-------|-------------|
| 1/30/83 | Georgia | 7 | 10 | H | W | 66-59 | 7 |
| 2/5/83 | ODU | 7 | 6 | H | W | 80-66 | 14 |
| 2/9/83 | Tennessee | 4 | 6 | H | L | 85-95 | 10 |
| 2/16/83 | Rutgers | 7 | 13 | A | W | 89-80 | 9 |
| 2/18/83 | Auburn | 7 | 14 | H | W | 77-55 | 22 |
| 2/20/83 | Georgia | 8 | 12 | A | L | 81-99 | 18 |
| 2/27/83 | Tennessee | 6 | 8 | A | W | 81-69 | 12 |
| 3/3/83 | Auburn | 6 | 14 | N | L | 70-85 | 15 |

1983-84 (12-8)

| Date | Opponent | UK Rank | Opp. Rank | Site | W/L | Score | Point Diff. |
|----------|------------|---------|-----------|------|-----|-------|-------------|
| 12/2/83 | Ohio State | NR | 16 | A | W | 73-68 | 5 |
| 12/20/83 | Alabama | 20 | 16 | H | L | 49-78 | 29 |
| 1/7/84 | Georgia | NR | 3 | H | L | 68-69 | 1 |
| 1/17/84 | Rutgers | NR | 20 | H | W | 74-45 | 29 |
| 1/22/84 | Vanderbilt | NR | 20 | A | L | 74-77 | 3 |
| 1/25/84 | Tennessee | NR | 11 | H | L | 63-75 | 12 |
| 2/5/84 | Georgia | NR | 4 | A | L | 61-87 | 26 |
| 2/12/84 | Tennessee | NR | 6 | A | L | 65-67 | 2 |
| 2/28/84 | Auburn | NR | 15 | A | L | 63-83 | 20 |
| 3/3/84 | LSU | NR | 9 | N | L | 81-91 | 10 |

1984-85 (2-3)

| Date | Opponent | UK Rank | Opp. Rank | Site | W/L | Score | Point Diff. |
|----------|------------|---------|-----------|------|-----|-------|-------------|
| 11/27/84 | Ohio State | NR | 15 | H | W | 74-61 | 13 |
| 12/29/84 | ODU | 13 | 1 | N | L | 59-66 | 7 |
| 1/13/85 | ODU | 12 | 1 | H | L | 63-64 | 1 |
| 1/29/85 | Georgia | 17 | 5 | H | W | 61-57 | 4 |
| 2/17/85 | Georgia | NR | 6 | A | L | 65-87 | 22 |

1985-86 (3-3)

| Date | Opponent | UK Rank | Opp. Rank | Site | W/L | Score | Point Diff. |
|----------|------------|---------|-----------|------|-----|--------------|-------------|
| 12/30/85 | Ohio State | NR | 14 | A | W | 70-66 | 4 |
| 1/24/86 | LSU | NR | 11 | H | W | 96-82 | 14 |
| 1/28/86 | LSU | NR | 12 | H | L | 63-76 | 13 |
| 2/2/86 | Auburn | NR | 11 | A | W | 91-90 (2 OT) | 1 |
| 2/23/86 | Georgia | NR | 2 | A | L | 67-113 | 46 |
| 3/1/86 | LSU | NR | 10 | N | L | 66-77 | 11 |

1986-87 (1-7)

| Date | Opponent | UK Rank | Opp. Rank | Site | W/L | Score | Point Diff. |
|----------|------------|---------|-----------|------|-----|-------|-------------|
| 12/12/86 | Ohio State | NR | 13 | H | L | 71-76 | 5 |
| 12/14/86 | Illinois | NR | 18 | H | L | 76-78 | 2 |
| 1/3/87 | La. Tech | NR | 5 | H | L | 63-64 | 1 |
| 1/11/87 | Tennessee | NR | 2 | H | L | 64-76 | 12 |
| 1/17/87 | LSU | NR | 9 | A | L | 73-83 | 10 |
| 1/21/87 | Vanderbilt | NR | 11 | H | W | 74-71 | 3 |
| 2/3/87 | Auburn | NR | 2 | H | L | 53-72 | 19 |
| 2/27/87 | Georgia | NR | 6 | A | L | 64-73 | 9 |
| 3/5/87 | Georgia | NR | 5 | N | L | 64-67 | 3 |

1987-88 (0-6)

| Date | Opponent | UK Rank | Opp. Rank | Site | W/L | Score | Point Diff. |
|----------|-------------|---------|-----------|------|-----|-------|-------------|
| 12/11/87 | Western Ky. | NR | 11 | A | L | 56-80 | 24 |
| 1/4/88 | La. Tech | NR | 2 | A | L | 63-95 | 32 |
| 2/7/88 | Georgia | NR | 13 | A | L | 70-86 | 16 |
| 2/14/88 | Auburn | NR | 3 | A | L | 57-93 | 36 |

| | | | | | | | |
|---------|-----------|----|---|---|---|--------|----|
| 2/18/88 | Tennessee | NR | 3 | H | L | 75-99 | 24 |
| 3/5/88 | Tennessee | NR | 3 | N | L | 66-100 | 44 |

1988-89 (0-5)

| Date | Opponent | UK Rank | Opp. Rank | Site | W/L | Score | Point Diff. |
|----------|------------|---------|-----------|------|-----|--------|-------------|
| 11/29/88 | Ohio State | NR | 17 | H | L | 80-82 | 2 |
| 1/21/89 | Tennessee | NR | 2 | A | L | 57-101 | 44 |
| 2/4/89 | Georgia | NR | 5 | H | L | 72-90 | 18 |
| 2/14/89 | LSU | NR | 20 | A | L | 72-86 | 14 |
| 2/25/89 | Auburn | NR | 1 | N | L | 70-89 | 19 |

1989-90 (0-5)

| Date | Opponent | UK Rank | Opp. Rank | Site | W/L | Score | Point Diff. |
|---------|------------|---------|-----------|------|-----|------------|-------------|
| 1/7/90 | Vanderbilt | NR | 20 | A | L | 70-79 | 9 |
| 1/11/90 | LSU | NR | 16 | H | L | 79-80 (OT) | 1 |
| 1/22/90 | Tennessee | NR | 3 | H | L | 60-76 | 16 |
| 2/3/90 | Georgia | NR | 4 | A | L | 75-78 | 3 |
| 2/24/90 | Auburn | NR | 11 | A | L | 60-68 | 8 |

1990-91 (0-5)

| Date | Opponent | UK Rank | Opp. Rank | Site | W/L | Score | Point Diff. |
|---------|-----------|---------|-----------|------|-----|-------|-------------|
| 1/6/91 | LSU | NR | 17 | A | L | 74-78 | 4 |
| 1/12/91 | Tennessee | NR | 4 | A | L | 70-80 | 10 |
| 1/30/91 | Auburn | NR | 7 | H | L | 65-72 | 7 |
| 2/3/91 | Georgia | NR | 4 | H | L | 71-87 | 16 |
| 3/2/91 | LSU | NR | 12 | N | L | 79-96 | 17 |

1991-92 (2-7)

| Date | Opponent | UK Rank | Opp. Rank | Site | W/L | Score | Point Diff. |
|----------|--------------|---------|-----------|------|-----|-------|-------------|
| 11/23/91 | Iowa | NR | 9 | H | L | 74-68 | 6 |
| 12/11/91 | Western Ky. | NR | 8 | A | W | 67-66 | 1 |
| 12/14/91 | George Wash. | NR | 12 | A | L | 62-71 | 9 |
| 12/31/91 | Connecticut | NR | 19 | A | L | 81-53 | 28 |
| 2/1/92 | Alabama | NR | 24 | A | L | 72-78 | 6 |
| 2/8/92 | Tennessee | NR | 4 | H | L | 52-77 | 25 |
| 2/12/92 | Vanderbilt | NR | 10 | A | L | 67-93 | 26 |
| 3/7/92 | Alabama | NR | 17 | N | W | 95-87 | 8 |
| 3/8/92 | Tennessee | NR | 2 | N | L | 80-94 | 14 |

1992-93 (3-4)

| Date | Opponent | UK Rank | Opp. Rank | Site | W/L | Score | Point Diff. |
|----------|-------------|---------|-----------|------|-----|-------|-------------|
| 12/5/92 | Connecticut | NR | 21 | H | W | 75-54 | 21 |
| 12/31/92 | Kansas | NR | 25 | H | W | 71-61 | 10 |
| 1/16/93 | Auburn | NR | 9 | H | L | 49-52 | 3 |
| 1/19/93 | Western Ky. | NR | 17 | H | W | 62-60 | 2 |
| 2/6/93 | Tennessee | NR | 1 | A | L | 61-85 | 24 |
| 2/23/93 | Vanderbilt | NR | 5 | H | L | 82-96 | 14 |
| 3/7/93 | Vanderbilt | NR | 3 | N | L | 61-68 | 7 |

1993-94 (0-8)

| Date | Opponent | UK Rank | Opp. Rank | Site | W/L | Score | Point Diff. |
|----------|-------------|---------|-----------|------|-----|------------|-------------|
| 12/10/93 | Western Ky. | NR | 20 | A | L | 77-82 (OT) | 5 |
| 12/21/93 | Ohio State | NR | 14 | H | L | 81-94 | 13 |
| 12/31/93 | UNC | NR | 6 | N | L | 75-80 (OT) | 5 |
| 1/12/94 | Vanderbilt | NR | 6 | A | L | 56-83 | 27 |
| 1/29/94 | Auburn | NR | 23 | A | L | 61-75 | 14 |
| 2/13/94 | Alabama | NR | 20 | A | L | 82-96 | 14 |
| 2/20/94 | Tennessee | NR | 1 | H | L | 89-95 (OT) | 6 |
| 3/5/94 | Vanderbilt | NR | 13 | N | L | 67-72 | 5 |

1994-95 (1-7)

| Date | Opponent | UK Rank | Opp. Rank | Site | W/L | Score | Point Diff. |
|----------|-------------|---------|-----------|------|-----|-------|-------------|
| 12/11/94 | Western Ky. | NR | 17 | H | L | 48-64 | 16 |
| 1/4/95 | Florida | NR | 16 | H | W | 63-55 | 8 |
| 1/22/95 | Georgia | NR | 11 | H | L | 57-68 | 11 |
| 1/26/95 | Vanderbilt | NR | 9 | H | L | 53-82 | 29 |
| 2/4/95 | Arkansas | NR | 22 | A | L | 56-62 | 6 |
| 2/11/95 | Alabama | NR | 19 | H | L | 62-68 | 6 |
| 2/19/95 | Tennessee | NR | 2 | A | L | 41-67 | 26 |
| 3/4/95 | Tennessee | NR | 2 | N | L | 62-74 | 12 |

1995-96 (1-9)

| Date | Opponent | UK Rank | Opp. Rank | Site | W/L | Score | Point Diff. |
|----------|-------------|---------|-----------|------|-----|-------|-------------|
| 12/5/95 | Western Ky. | NR | 24 | A | L | 61-81 | 20 |
| 12/29/95 | Duke | NR | 16 | N | L | 54-73 | 19 |
| 12/30/95 | N.C. State | NR | 14 | N | L | 62-66 | 4 |
| 1/11/96 | Vanderbilt | NR | 2 | A | L | 53-58 | 5 |
| 1/14/96 | Tennessee | NR | 4 | H | L | 45-60 | 15 |
| 1/20/96 | Alabama | NR | 18 | A | L | 51-66 | 15 |
| 1/28/96 | Arkansas | NR | 22 | A | W | 69-65 | 4 |
| 2/10/96 | Auburn | NR | 22 | | | | |

Regular-Season Tournaments

The University of Kentucky Wildcats are 81-36 in regular-season tournaments with 26 tournament titles.

1975-76

Christmas Tournament

W, Gulf Coast, 79-77
L, Delta State, 89-40
L, Anderson College, 81-71

Tennessee Tech Tournament

Cookeville, Tenn.
L, Tennessee, 70-67
W, Austin Peay, 76-61

Louisville Classic

Louisville, Ky.
W, Bellarmine, 72-52
L, Eastern Kentucky, 70-54

1976-77

Christmas Tournament

L, Belhaven, 74-56
W, Indiana, 57-46
W, Pittsburgh, 74-67
W, Central Missouri, 74-67

Tennessee Tech Tournament

Cookeville, Tenn.
W, UT-Chattanooga, 75-58
W, UT-Martin, 63-56
L, Tennessee Tech, 92-69

1977-78

*MTSU Tournament

Murfreesboro, Tenn.
W, Memphis State, 101-94
W, Miss. U. for Women, 78-75

All-Tournament Team

Debbie Mack, Geri Grigsby

Lady Kat Invitational

Lexington, Ky.
L, Alabama, 66-62
W, Indiana, 73-34

All-LKIT

Linda Edelman, Kentucky
Debra Oden, Kentucky
(Chandler-Blanding Cup recipient)

1978-79

MTSU Tournament

Murfreesboro, Tenn.
L, MTSU, 90-87
L, Miss. U. for Women, 81-76 OT

Lady Kat Invitational

Lexington, Ky.
W, Florida, 80-69
L, Dayton, 72-52

1979-80

*Lady Kat Invitational

Lexington, Ky.
W, Georgia, 82-61
W, Mississippi State, 86-68

All-Tournament Team

Patty Jo Hedges, Kentucky
Mary Boatwright, Miss. State
Bernadette Locke, Georgia
Vicki McCall, Miss. State
Liz Lukschu, Kentucky

1980-81

*Lady Kat Invitational

Lexington, Ky.
W, James Madison, 72-54
W, Indiana State, 93-80

All-Tournament Team

Maria Donhoff, Kentucky
Patty Jo Hedges, Kentucky
MVP - Valerie Still, Kentucky
Judy Ellner, Indiana State
Peggy Jackson, Indiana State
Donna Firebaugh, James Madison

1981-82

Detroit Classic Tournament

Detroit, Mich.
L, N.C. State, 77-67
W, Seton Hall, 90-62

All-Tournament Team

Patty Jo Hedges, Kentucky
Valerie Still, Kentucky

*Lady Kat Invitational

Lexington, Ky.
W, Cincinnati, 79-66
W, Southern Illinois, 74-56

All-Tournament Team

MVP-Valerie Still, Kentucky
Patty Jo Hedges, Kentucky
Lea Wise, Kentucky
Cheryl Cook, Cincinnati
D.D. Plab, Southern Illinois

1982-83

*Lady Kat Invitational

Lexington, Ky.
W, South Florida, 93-65
W, Arkansas, 77-43

All-Tournament Team

Patty Jo Hedges, Kentucky
Valerie Still, Kentucky
MVP - Lea Wise, Kentucky
Maxine Farmer, Georgia State
Bettye Fiscus, Arkansas

1983-84

*Lady Kat Dial Classic

Lexington, Ky.
W, Eastern Kentucky, 77-67
W, Valdosta State, 89-69

* - Won the tournament title

All-Tournament Team

MVP - Karen Mosley, Kentucky
Lisa Collins, Kentucky
Tina Cottle, Eastern Kentucky
Janet Huff, Wisconsin
Gina Bozeman, Valdosta State

1984-85

*Lady Kat Dial Classic

W, Morehead State, 77-66
W, West Virginia, 70-63

All-Tournament Team

MVP - Leslie Nichols, Kentucky
Diane Stephens, Kentucky
Georgeann Wells, West Virginia
Olivia Bradley, Morehead St.
Connie Applelman, Morehead St.

**C.Q. Data Systems Tournament
at N.C. State**

Raleigh, N.C. (Reynolds Coliseum)
W, N.C. State, 78-69
L, Old Dominion, L, 66-59

All-Tournament Team

Leslie Nichols, Kentucky
Sandy Harding, Kentucky

1985-86***Lady Kat Dial Classic**

Lexington, Ky.
W, Cleveland State, 101-63
W, MTSU, 85-77

MVP - Leslie Nichols, Kentucky
Debbie Miller, Kentucky
Jodie Whitaker, Kentucky
Kim Webb, MTSU
Janet Knight, Clemson

1986-87***Lady Kat Invitational**

Lexington, Ky.
W, Bowling Green St., 74-62
W, Illinois State, 78-70

All-Tournament Team

MVP - Bebe Croley, Kentucky
Sandy Harding, Kentucky
Ellen McGrew, Illinois State
Susan Willman, Illinois State
Jackie Motycka, Bowling Green

St. John's Christmas Tournament

Jamaica, N.Y. (Alumni Hall)
W, Howard, 65-62
L, Duke, 68-63

1987-88***Lady Kat Invitational**

Lexington, Ky.
W, Louisville, 98-77
W, East Carolina, 93-75

All-Tournament Team

Belitta Croley, Kentucky
Pam Shrum, Kentucky
MVP - Jodie Whitaker
Sue Niessen, Central Michigan
Monique Pompili, East Carolina
Alma Bethea, East Carolina

1988-89***Lady Kat Invitational**

Lexington, Ky.
W, American University, 84-46
W, Radford, 89-83

All-Tournament Team

MVP - Jodie Whitaker, Kentucky
Kristi Cushenberry, Kentucky
Patrinda Toney, Radford
Stephanie Howard, Radford
Polly Innerarity, Florida A&M

1989-90***Lady Kat Invitational**

Lexington, Ky.
W, Kentucky State, 121-44
W, Missouri, 102-84

All-Tournament Team

MVP - Kristi Cushenberry, Kentucky
Vanessa Foster-Sutton, Kentucky
Tracye Davis, Kentucky
Lisa Sanbothe, Missouri
Amy Humphries, Evansville

***Michigan State Holiday Classic**

East Lansing, Mich.
(Jack Breslin Student Events Center)
W, Michigan State, 89-72
W, Miami (Fla.), 80-71

All-Tournament Team

Kristi Cushenberry, Kentucky

1990-91***Lady Kat Invitational**

Lexington, Ky.
W, Kent State, 114-83
W, Duquesne, 101-56

All-Tournament Team

MVP - Jocelyn Mills, Kentucky
Stacy McIntyre, Kentucky
Stephanie Greer, Valparaiso
Ann Forbes, Kent State
Darcie Vincent, Duquesne

***Nevada-Reno New Year's Classic**

Reno, Nevada (Old Gym)
W, Northeast Louisiana, 73-66
W, Indiana, 78-71

All-Tournament Team

Stacy McIntyre, Kentucky
Kristi Cushenberry, Kentucky



Kentucky brought home the Lady Kat Invitational hardware 17 of the 19 years the tournament was held at Memorial Coliseum.

1991-92**Lady Kat Invitational**

Lexington, Ky.
W, Wichita State, 79-58
L, Houston, 76-70

All-Tournament Team

Tedra Eberhart, Kentucky
MVP - Stacy McIntyre, Kentucky
Darla Simpson, Houston
LaShawn Johnson, Houston
Tami Varnado, Alcorn State

Kansas Dial Classic

Lawrence, Kan. (Allen Fieldhouse)
W, St. John's, 83-77
L, Kansas, 62-51

St. John's Cahill Classic

Jamaica, N.Y. (Alumni Hall)
W, Holy Cross, 87-69
L, St. John's, 73-64

All-Tournament Team
Stacy McIntyre, Kentucky

1992-93***Lady Kat Invitational**

Lexington, Ky.
W, Murray State, 89-55
W, Connecticut, 75-54

All-Tournament Team

MVP - Jocelyn Mills, Kentucky
Mia Daniel, Kentucky
Darlene Saar, George Washington
Jennifer Rizzotti, Connecticut
Jennifer Parker, Murray State

Iowa Amana Hawkeye Classic**Iowa City, Iowa (Carver-Hawkeye Arena)**

L, UNC-Charlotte, 57-54
W, West Virginia, 73-63

All-Tournament Team

Jocelyn Mills, Kentucky

Wichita State Pizza Hut Classic**Wichita, Kan. (Levitt Arena)**

L, Oklahoma State, 61-57
W, Chicago State, 95-33

All-Tournament Team

Stacey Reed, Kentucky

1993-94***Lady Kat Invitational****Lexington, Ky.**

W, Marist, 96-65
W, Georgetown, 87-82

All-Tournament Team

MVP - Tedra Eberhart, Kentucky
Stacey Reed, Kentucky
Christe Jordan, Kentucky
Nadira Ricks, Georgetown
Jean-Marie Lesko, Marist

Citrus Sports Travel Holiday Classic*Orlando, Fla. (UCF Arena)**

W, Central Florida, 87-45
W, Florida State, 58-55

All-Tournament Team

Stacey Reed, Kentucky

1994-95**Lady Kat Invitational****Lexington, Ky.**

W, UMass, 73-55
W, St. John's, 67-54

All-Tournament Team

MVP – Stacey Reed, Kentucky
Vonda Jackson, Kentucky
Tawana Jackson, St. John's
Traci Parsons, Eastern Michigan
Melissa Gurile, UMass

1995-96***UK Invitational Tournament****Lexington, Ky.**

W, UNC-Asheville, 98-76
W, Toledo, 88-76

All-Tournament Team

Tiffany Wait, Kentucky

Northwestern Inv. Tournament**Evanston, Ill. (Welsh-Ryan Arena)**

W, Loyola (Md.), 67-54
L, Northwestern, 78-42

All-Tournament Team

Shaunda Roberts, Kentucky

Big Four ACC Classic**Greensboro, N.C.**

L, Duke, 73-54
L, N.C. State, 66-62

All-Tournament Team

Kim Denkins, Kentucky

1996-97**Western Michigan Tournament****Kalamazoo, Mich. (University Arena)**

L, Michigan, 68-54
W, Western Michigan, 61-44

Villanova Wildcat Classic*Villanova, Penn. (duPont Pavilion)**

W, Alaska-Anchorage, 76-41
W, Villanova, 63-54

All-Tournament Team

MVP – Nikki Hay, Kentucky

1997-98**Nebraska CableVision Classic****Lincoln, Neb. (Bob Devaney Sports Center)**

W, Illinois-Chicago, 60-46
L, Nebraska, 68-59

All-Tournament Team

Laura Meadows, Kentucky
Tiffany Wait, Kentucky

Citizen's Bank Dartmouth Classic*Hanover, N.H. (Leede Arena)**

W, UMass, 57-51
W, Northeastern, 76-39

All-Tournament Team

MVP – Jaye Barnes, Kentucky
Laura Meadows, Kentucky

1998-99**Rainbow Wahine Classic****Honolulu, Hawaii (Stan Sheriff Center)**

W, Louisville, 73-62
W, Hawaii, 66-57
L, UCLA, 64-54

All-Tournament Team

Jaye Barnes, Kentucky

Wichita State Shocker Shootout*Wichita, Kan. (Levitt Arena)**

W, Eastern Illinois, 90-71
W, Wichita State, 58-51

All-Tournament Team

MVP – Jaye Barnes, Kentucky
Tiffany Wait, Kentucky

1999-00**Coaches vs. Cancer Challenge****Hartford, Conn. (Hartford Civic Center)**

L, Connecticut, 68-62
L, Clemson, 70-65

All-Tournament Team

Erica Jackson, Kentucky

2000-01**Pepperdine Classic****Malibu, Calif. (Firestone Fieldhouse)**

L, Missouri, 86-51
L, Houston, 78-77

Baptist Health Systems**Women's Fab Four Classic****Miami, Fla. (Golden Panther Arena)**

W, Florida International, 60-58

2001-02**Lady Tiger Classic****Memphis, Tenn. (Elma Roane Field House)**

W, Sam Houston State, 100-55
L, Memphis, 63-55

All-Tournament Team

Rita Adams, Kentucky
SeSe Helm, Kentucky
Charity Clay, UMKC
Princess Swilley, Memphis
MVP – Shannon Hamp, Memphis

Dartmouth Blue Sky*Restaurant Group Classic****Hanover, N.H. (Edward Leede Arena)**

W, Southern Mississippi, 59-44
W, Lafayette, 83-60

All-Tournament Team

MVP – SeSe Helm, Kentucky
LaTonya McDole, Kentucky
Katherine Hanks, Dartmouth
Jennifer Bayer, Lafayette
Lana Lewis, Southern Mississippi
La'Tasha Summerall, Southern Mississippi

2002-03**Seattle Times Husky Classic****Seattle, Wash. (Bank of America Arena)**

W, Pacific, 77-61

L, Washington, 88-56

All-Tournament Team

MVP - Giuliana Mendiola, Washington

Sara Potts, Kentucky

Loree Payne, Washington

Andrea Lalum, Washington

Nancy Dinges, Pacific

Caitlin Crist, Saint Bonaventure

Hawaii Invitational**Honolulu, Hawaii (Stan Sheriff Center)**

L, Hawaii, 70-59

W, Long Island, 72-64

All-Tournament Team

Co-MVP - Christen Roper, Hawaii - (Co-MVP)

Co-MVP - Natasja Allen, Hawaii

Jenny Pfeiffer, Kentucky

Tamika Dudley, Long Island

Constance Jinks, UNLV

Jade Abele, Hawaii

2003-04**Odwalla Classic****San Francisco, Calif. (War Memorial Gym)**

W, Duquesne, 90-83

L, San Francisco, 67-59

All-Tournament Team

MVP - SeSe Helm, Kentucky

Keiko Tate, Kentucky

Carey Souer, San Francisco

Toni Russell, San Francisco

Ashley Hallstead, Davidson

2004-05**Paradise Jam (St. John Bracket - Round Robin)****St. Thomas, US Virgin Islands (UVI Sports and Fitness Center)**

W, Duquesne, 73-70

L, South Dakota State, 55-57

L, #17/18 Rutgers, 60-75

All-Tournament Team

MVP - Michelle Campbell, Rutgers

Sara Potts, Kentucky

Chelsea Newton, Rutgers

Matee Ajavon, Rutgers

Shannon Howell, Oregon State

Shannon Schlagel, South Dakota State



Kentucky participated in the Rainbow Wahine Classic last season during the Thanksgiving holidays in Honolulu, Hawaii.

Pepperdine Thanksgiving Classic**Malibu, Calif. (Firestone Fieldhouse)**

W, Indiana State 68-58

W, Hofstra 67-54

All-Tournament Team

MVP - Sarah Elliott, Kentucky

Samantha Mahoney, Kentucky

Jasmane Clarendon, Pepperdine

Melanie Boeglin, Indiana State

Cigi McCollin, Hofstra

Lizanne Murphy, Hofstra

2005-06**Pepperdine Thanksgiving Classic****Malibu, Calif. (Firestone Fieldhouse)**

W, Indiana State 68-58

W, Hofstra 67-54

All-Tournament Team

MVP - Sarah Elliott, Kentucky

Samantha Mahoney, Kentucky

Jasmane Clarendon, Pepperdine

Melanie Boeglin, Indiana State

Cigi McCollin, Hofstra

Lizanne Murphy, Hofstra

2006-07**Women's Sports Foundation Tournament****Lexington, Ky. (Memorial Coliseum)**

W, Washington State 80-51

L, Indiana 51-54

All-Tournament Team

MVP - Jamie Braun, Indiana

Sarah Elliott, Kentucky

Samantha Mahoney, Kentucky

Kim Roberson, Indiana

Alex Tchangoue, Wake Forest

Odwalla Classic**San Francisco, Calif. (War Memorial Gym)**

L, Delaware 70-86

W, Southern Illinois 78-59

All-Tournament Team

MVP - Tyresa Smith, Delaware

Sarah Elliott, Kentucky

Dominique Carter, San Francisco

Chrissy Fisher, Delaware

Carlai Moore, Southern Illinois

Wells Fargo New Year's Classic**San Antonio, Texas (USTA Convocation Center)**

W, Kent State 82-47

W, Memphis 86-51

All-Tournament Team

Sarah Elliott, Kentucky

Vivian Ewalefo, UTSA

Lynsey Freeman, UTSA

Jamilah Humes, Kent State

Aroha Jennings, Memphis

2007-08**Rainbow Wahine Classic****Honolulu, Hawaii (Stan Sheriff Center)**

L, Minnesota 80-92

L, #21/22 Texas 60-72

W, Lipscomb 76-55

All-Tournament Team

MVP - Danielle Hood, Hartford

Brittainey Raven, Texas

Emily Fox, Minnesota

Ashley Ellis-Milan, Minnesota

Lyndra Littles, Virginia

Monica Wright, Virginia

Diana Delva, Hartford

Marylyne Schaefer, Hartford

CATS IN THE SOUTHEASTERN CONFERENCE

KENTUCKY AND THE SEC

Women's basketball first came under the auspices of the Southeastern Conference for the 1982-83 season. Games played between SEC teams before that time are not counted in the all-time SEC standings, since there was no uniform number of conference games played each season prior to that time. From 1980-85, the SEC champion was the winner of the SEC Tournament. Since 1986, the SEC champion has been determined by a round robin schedule. The tournament continues to be held to decide the recipient of the league's automatic NCAA tournament bid.

Four Kentucky players have been named to the SEC All-Tournament team:

- Valerie Still (1980, 1981, 1982*)
- Patty Jo Hedges (1982)
- Jodie Whitaker (1988)
- Stacy McIntyre (1992)
- *Tournament MVP

UK's last SEC All-Tournament Team selection was Stacy McIntyre in 1992. That year, the Cats defeated Arkansas and Auburn in the first and second rounds before falling to Tennessee in the semifinal game, 94-80. UK's semifinal appearance in North Little Rock, Ark., last season was the highest SEC Tournament finish for the Cats since a semifinal appearance in 1999.



ANNUAL SOUTHEASTERN CONFERENCE CHAMPIONS

| Year | Champion | SEC | Overall | Coach | UK Seed/Finish | Tournament Champion (Site) |
|------|-----------------|------|-------------|-------------------|------------------|-------------------------------------|
| 1980 | Tennessee | | 33-5 | Pat Head | Semifinals | Tennessee (Knoxville, Tenn.) |
| 1981 | Auburn | | 26-7 | Joe Ciampi | Semifinals | Auburn (Baton Rouge, La.) |
| 1982 | Kentucky | | 24-8 | Terry Hall | Finals | Kentucky (Lexington, Ky.) |
| 1983 | Georgia | 4-4 | 27-7 | Andy Landers | E2/Quarterfinals | Georgia (Knoxville, Tenn.) |
| 1984 | Georgia | 7-1 | 30-3 | Andy Landers | E3/Quarterfinals | Georgia (Athens, Ga.) |
| 1985 | Tennessee | 4-4 | 22-10 | Pat Summitt | E4/1st Round | Tennessee (Oxford, Miss.) |
| 1986 | Georgia | 9-0 | 30-2 | Andy Landers | 6/Quarterfinals | Georgia (Athens, Ga.) |
| 1987 | Auburn | 8-1 | 31-2 | Joe Ciampi | 7/Quarterfinals | Auburn (Albany, Ga.) |
| 1988 | Auburn | 9-0 | 32-3 | Joe Ciampi | 10/Quarterfinals | Tennessee (Albany, Ga.) |
| 1989 | Auburn | 9-0 | 32-2 | Joe Ciampi | 8/1st Round | Tennessee (Albany, Ga.) |
| 1990 | Tennessee | 8-1 | 27-6 | Pat Summitt | 8/1st Round | Auburn (Albany, Ga.) |
| 1991 | Georgia | 9-0 | 28-4 | Andy Landers | 5/Quarterfinals | LSU (Albany, Ga.) |
| 1992 | Ole Miss | 11-0 | 29-3 | Van Chancellor | 6/Semifinals | Tennessee (Albany, Ga.) |
| 1993 | Tennessee | 11-0 | 29-3 | Pat Summitt | 6/Quarterfinals | Vanderbilt (Chattanooga, Tenn.) |
| 1994 | Tennessee | 11-0 | 31-2 | Pat Summitt | 7/Quarterfinals | Tennessee (Chattanooga, Tenn.) |
| 1995 | Tennessee | 11-0 | 34-3 | Pat Summitt | 9/Quarterfinals | Vanderbilt (Chattanooga, Tenn.) |
| 1996 | Georgia | 10-1 | 28-5 | Andy Landers | 12/1st Round | Tennessee (Chattanooga, Tenn.) |
| 1997 | Georgia | 11-1 | 25-6 | Andy Landers | 10/1st Round | Auburn (Chattanooga, Tenn.) |
| 1998 | Tennessee | 14-0 | 39-0 | Pat Summitt | 8/1st Round | Tennessee (Columbus, Ga.) |
| 1999 | Tennessee | 13-1 | 31-3 | Pat Summitt | 7/Semifinals | Tennessee (Chattanooga, Tenn.) |
| 2000 | Georgia | 13-1 | 32-4 | Andy Landers | 9/Quarterfinals | Tennessee (Chattanooga, Tenn.) |
| | Tennessee | 13-1 | 33-4 | Pat Summitt | | |
| 2001 | Tennessee | 14-0 | 31-3 | Pat Summitt | 12/1st Round | Georgia (Memphis, Tenn.) |
| 2002 | Tennessee | 13-1 | 29-5 | Pat Summitt | 12/Quarterfinals | Vanderbilt (Nashville, Tenn.) |
| 2003 | Tennessee | 14-0 | 33-5 | Pat Summitt | 9/1st Round | LSU (North Little Rock, Ark.) |
| 2004 | Tennessee | 14-0 | 30-3 | Pat Summitt | 11/1st Round | Vanderbilt (Nashville, Tenn.) |
| 2005 | LSU | 14-0 | 33-3 | Pokey Chatman | 10/1st Round | Tennessee (Greenville, S.C.) |
| 2006 | LSU | 13-1 | 31-4 | Pokey Chatman | 4/Semifinals | Tennessee (North Little Rock, Ark.) |
| 2007 | Tennessee | 14-0 | 34-3 | Pat Summitt | 7/Quarterfinals | Vanderbilt (Duluth, Ga.) |
| 2008 | LSU | 14-0 | 31-6 | Van Chancellor | 4/Semifinals | Tennessee (Nashville, Tenn.) |

Note: From 1980-85, the SEC champion was the winner of the SEC Tournament. Since 1986, the SEC champion has been determined by a round robin schedule. The tournament continues to be held to decide the recipient of the league's automatic NCAA tournament bid.



UK's Valerie Still shares the record for most points by an individual in the SEC Tournament with Tennessee's Shelia Collins. Both players scored 90 points in three games in 1982 and 1985, respectively. Still also holds the record for most rebounds by an individual in the tournament, grabbing 44 boards in three games in 1980. Still garnered SEC Tournament MVP honors in 1982 after being named to the All-Tournament team the two previous seasons.



CATS IN THE NCAA TOURNAMENT



Back Row (L-R): Matt Brigance (Mgr.), Aaron Webber (Mgr.), Freddie Perry (Mgr.), Justin Scott (Video Coordinator), Jason Nehring (Strength & Conditioning Coach), Trisha Matysak (Athletic Trainer), Emily Jones (Mgr.), Beth Davis (Head Mgr.). **Second Row (L-R):** LaQwesa "Moe" Gamble, Jenn'e Jackson, Jennifer "Lanky" Humphrey, Sarah Elliott, Eleia Roddy, Afton Perry, Stephanie Stumbo, Chante' Bowman. **Front Row (L-R):** Assistant Coach Vonn Read, Head Coach Mickie DeMoss, Carly Ormerod, Oreonna Taylor, Samantha Mahoney, Nastassia Alcuis, Jenny Pfeiffer, Assistant Coach Niya Butts, Assistant Coach Pam Stackhouse.

2005-06
Overall Record: 22-9
 NCAA Bridgeport (Conn.) Regional • Rosemont, Ill.

1st • Kentucky 69, Chattanooga 59
 2nd • Michigan State 67, Kentucky 63

- Mickie DeMoss led the Wildcats to their sixth all-time appearance in the NCAA Tournament and their first bid to the Big Dance since 1999.
- UK's No. 5 seed was its highest seed since the 1983 season and its first No. 5 seed in NCAA Tournament history.
- UK's 10-point win (69-59) over Chattanooga in the first round last season marked UK's largest margin of victory in an NCAA Tournament game.



Back Row (L-R): Strength Coach Chris Rounds, Manager LaTrice Hogan, Manager Trey Clark, Head Coach Bernadette Mattox, Assistant Coach Leslie Nichols, Katie Vieth, Shantia Owens, Laura Meadows, Tanesha Seaton, Stephanie Christman, Assistant Coach Meghan Burke, Assistant Coach Rick Griffith, Manager Wes Thompson, Manager Erica Lynch, Athletic Trainer Amy Plas. **Seated (L-R):** Natalie Martinez, Rae Keith, Carolyn Alexander, Tiffany Wait, Jaye Barnes, Kenya Young, Erica Jackson, LaTonya McDole.

1998-99
Overall Record: 21-11
 NCAA West Regional • Los Angeles, Calif.

1st • Kentucky 98, Nebraska 92
 2nd • UCLA 87, Kentucky 63

- For the first time in 17 years, the UK women's basketball team won a first round game in the NCAA Tournament in 1999, defeating Nebraska, 98-92.
- The Cats' 64 second-half points were the most scored by a team in a half in the history of the West Regional first or second round.
- Kentucky's 98 points vs. Nebraska in 1999 were the most by the Wildcats in a NCAA Tournament game in school history.



Back Row (L-R): Ilene Hauser, Grad. Asst.; Lisa Bressman, Grad Asst.; Jennifer Gray, Christe Jordan, Cathy Proctor, Tedra Eberhart, Coach Sharon Fanning, Jocelyn Mills, Rebekah Reaser, Tiundra Love, Pattresa Leonard, Karen Booker, Asst.; Jerry McLaughlin, Asst. Coach. **Seated (L-R):** Lucretia Hunter, Trainer; Diana Pardee, Manager; Mia Daniel, Stacy McIntyre, Jamie Hobgood, Tracey Davis, Kristi Cushenberry, Kayla Campbell, Karen Killen, Jennifer Johnson, Manager; Stacy Buzzanca, Manager.

1990-91
Overall Record: 20-9
 NCAA East Region • Harrisonburg, Va.

1st • James Madison 70, Kentucky 62

- Under the direction of head coach Sharon Fanning, the Wildcats made their first appearance in the NCAA Tournament since 1985-86.
- It marked Coach Fanning's first-ever trip to the Big Dance.
- UK narrowly fell to James Madison, a team that later went on to defeat top-seeded Penn State in the second round.

CATS IN THE NCAA TOURNAMENT

1985-86

Overall Record: 18-11

NCAA Midwest Region • Des Moines, Iowa

1st • Drake 73, Kentucky 70

- The 1985-86 team, led by Coach Terry Hall, defeated four Top 20 teams en route to the NCAA Tournament.
- The Cats lost a three-point heartbreaker despite a career-high 24 points and 10 assists from junior Sandy Harding. Drake hit 9-of-16 free throws compared to UK's 0-of-1.



Back Row (L-R): Terry Hall, Coach; Sue Stanley, Trainer; Laurie Huggens, Shell Miller, Karen Mosley, Melanie Warren, Debbie Miller, Leslie Nichols, Cindy Noble, Asst. Coach; Donna Murphy, Asst. Coach. **Seated (L-R):** Michele Pennie, Monique Tarantini, Pam Shrum, Jodie Whitaker, Bebe Croley, Lynne Elbert, Sandy Harding.

1982-83

Overall Record: 23-5

NCAA Mideast Region • Lexington, Ky.

1st • Indiana 87, Kentucky 76

- The Wildcats were ranked as high as No. 4 nationally during the 1982-83 season but were upset by Indiana in the first round of the NCAA Tournament.
- All-American Valerie Still had 28 points and 13 rebounds but the Wildcats couldn't overcome the hot-shooting Hoosiers. IU shot 64.6 percent for the game, including 82.4 percent (14-of-17) in the second half. Three IU players scored over 20 points.



Back Row (L-R): Terri Naiser, Valerie Still, Jody Runge, Sally Loughton, Karen Mosley, Leslie Nichols, Lisa Collins. **Seated (L-R):** Diane Stephens, Donna Martin, Patty Jo Hedges, Lea Wise, Audre Andrew, Lynnette Lewis.

1981-82

Overall Record: 24-8

NCAA Midwest Regionals • Ruston, La.

1st • Kentucky 88, Illinois 80
2nd • Kentucky 73, South Carolina 69
3rd • Louisiana Tech 82, Kentucky 60

- Coach Terry Hall led the Lady Kats to their finest season ever, a 24-8 campaign that ended in the Midwest Regional championship, where UK fell to No. 1-ranked and eventual national champion Louisiana Tech on the Lady Techsters' home floor.
- By the end of the season, UK was playing so well that Hall proclaimed, "If we had been in any other region, we would have been in the Final Four."



Back Row (L-R): Terry Hall, Coach; Lynn Norenberg, Grad. Asst.; Kathy Lokie, Valerie Still, Jody Runge, Grace Odrick, Terri Naiser, Tayna Fogle, Dottie Berry, Asst. Coach; Mimi Porter, Trainer. **Seated (L-R):** Michele Oberst, Manager; Lisa Collins, Donna Martin, Patty Jo Hedges, Lori Edgington, Lea Wise, Diane Stephens, Gary Loyd, Manager.

CATS IN THE POSTSEASON WNIT

WNIT/NWIT Appearances: 5 (1978, 1990, 2005, 2007, 2008)
WNIT/NWIT Record: 12-4

| Date | Result | Location |
|----------------|----------------------------------------|--------------------------|
| March 16, 1978 | W, Kentucky 92, Kansas 87 (2OT) | Amarillo, Texas |
| March 17, 1978 | L, Texas 75, Kentucky 60 | Amarillo, Texas |
| March 18, 1978 | W, Kentucky 79, Cal St. Long Beach 69 | Amarillo, Texas |
| March 22, 1990 | W, Kentucky 76, Maine 66 | Amarillo, Texas |
| March 23, 1990 | W, Kentucky 80, Miami (FL) 68 | Amarillo, Texas |
| March 24, 1990 | W, Kentucky 85, Toledo 76 | Amarillo, Texas |
| March 18, 2005 | W, Kentucky 79, Eastern Michigan 68 | Lexington, Ky. (2,125) |
| March 20, 2005 | W, Kentucky 91, Chattanooga 54 | Lexington, Ky. (2,035) |
| March 24, 2005 | W, Kentucky 67, Xavier 62 | Lexington, Ky. (3,531) |
| March 28, 2005 | L, West Virginia 80, Kentucky 75 (2OT) | Lexington, Ky. (3,452) |
| March 15, 2007 | W, Kentucky 65, Oakland 56 | Rochester, Mich. (1,030) |
| March 19, 2007 | W, Kentucky 85, Ball State 82 | Muncie, Ind. (3,581) |
| March 22, 2007 | L, Wisconsin 67, Kentucky 61 | Madison, Wisc. (2,420) |
| March 21, 2008 | W, Kentucky 68, Middle Tennessee (OT) | Lexington, Ky. (1,608) |
| March 26, 2008 | W, Kentucky 84, James Madison | Lexington, Ky. (1,703) |
| March 30, 2008 | L Marquette 69, Kentucky 64 | Lexington, Ky. (2,102) |

2007-08



Back Row (L-R): Christian Stefanopoulos (Video Coordinator), Leslie Lusk (Student Trainer), Melinda Redinger (Mgr.), Stephanie Tracey-Simmons (Strength Coach), Tricia Matsyak (Head Trainer), Katie Kaiser (Mgr.), Beth Davis (Administrative Assistant). **Middle Row (L-R):** Assistant Coach Wendy Palmer, Assistant Coach Vonn Read, Lydia Watkins, Jenn'e Jackson, Eleia Roddy, Sarah Elliott, Catina Bett, Amani Franklin, Victoria Dunlap, (Assoc. Head Coach Niya Butts), Pam Stackhouse (Asst. AD/Women's Basketball), Matthew Mitchell (Head Coach). **Front Row (L-R):** Brittany Edelen, Amber Smith, Carly Ormerod, Chant Bowman, Samantha Mahoney, Carly Morrow, Ali Lomax, Chelsea Chowning.

2006-07



Back Row (L-R): Brittany Edelen, Jenn'e Jackson, Jennifer Humphrey, Sarah Elliott, Eleia Roddy, Lydia Watkins, Amani Franklin. **Front Row (L-R):** Assistant Coach Vonn Read, Head Coach Mickie DeMoss, Carly Ormerod, Chante' Bowman, Nastassia Alcius, Samantha Mahoney, Jenny Pfeiffer, Moe Gamble, Assistant Coach Pam Stackhouse, Assistant Coach Niya Butts.

2004-05 WNIT Final Four



Back Row (L-R): Chante' Bowman, Keiko Tate, Eleia Roddy, Jennifer Humphrey, Sarah Elliott, Afton Perry, Stephanie Stumbo, Sade Buley. **Front Row (L-R):** Assistant Coach Matthew Mitchell, Coach Mickie DeMoss, Angela Phillips, Nastassia Alcius, Danyelle Payne, Sara Potts, Samantha Mahoney, Assistant Coach Pam Stackhouse, Assistant Coach Niya Butts.

Sara Potts was named to the 2005 WNIT All-Tournament team after averaging 27.8 points per game during the four-game postseason run. Potts tallied two 30-plus point games vs. Chattanooga and Xavier in the tournament.

1989-90 NWIT Champions



Front Row (L-R): Kris Miller, Stacy McIntyre, Tracie Davis, Kristi Cushenberry, Tammy Dowdell, Jennifer Johnson, Malinka Salhi. **Back Row (L-R):** Assistant Coach Karen Booker, Graduate Asst. Lisa Bressman, Graduate Asst. Jane Dalton, Asst. Coach Jerry McLaughlin, Mia Daniel, Vanessa Foster-Sutton, Cathy Proctor, Lisa Ellis, Pattresa Leonard, Josh Mills, Associate Trainer Sue Stanley, Head Manager Susan Crabtree, Manager Tracy Livingston, Head Coach Sharon Fanning.

Vanessa Foster-Sutton scored in double-figures throughout the 1990 NWIT Tournament and was named to the All-Tournament team along with teammate Kristi Cushenberry.

1977-78



Back Row (L-R): Coach Debbie Yow, Maria Donhoff, Pam Browning, Laura Upton, Liz Lukschu, Jeannine Mjoseh, Janet Timperman, Assistant Coach Diane Beauchamp. **Front Row (L-R):** Manager Margaret LaFontaine, Debra Oden, Linda Edelman, Geri Grigsby, Debbie Mack, Terry Boyd, Mitzi Combs, Trainer Mimi Porter.

MEMORIAL COLISEUM

"My Old Kentucky Home" • Capacity 8,500

The women's team has carved a 299-132 (69.3%) home-court record into the history of the Coliseum. Over the past five seasons, the Cats have compiled an impressive 44-19 (69.8%) record in the storied Coliseum and have ranked in the nation's top 25 in average attendance all five years.

Situated along Euclid Avenue on the University of Kentucky campus, Memorial Coliseum is the home of one of the richest basketball traditions in the nation. It is also home to the University of Kentucky women's basketball team, a team that has returned glory and excitement to a facility that has known a wealth of both.

For 25 years, the historic coliseum housed the renowned Kentucky Wildcats men's team which won two national championships and 16 Southeastern Conference titles while playing in the facility under the direction of legendary

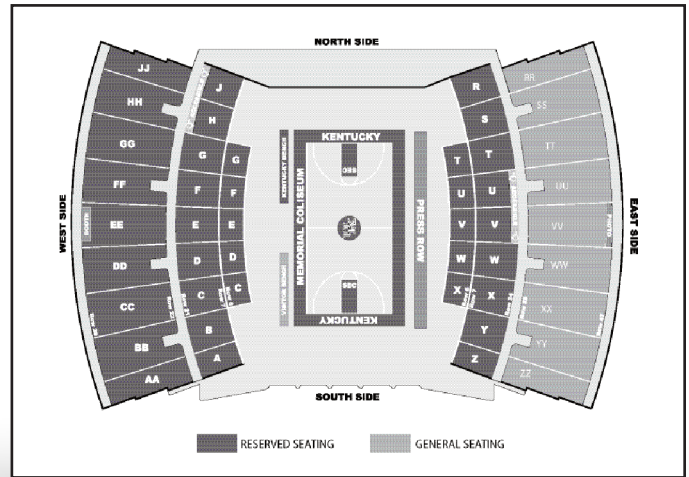
coaches Adolph Rupp and Joe B. Hall. When the Wildcats moved downtown to 23,000-seat Rupp Arena in 1976, the then-11,500 seat Coliseum became the exclusive basketball home for the women's team.

Although the Coliseum is nicknamed "the house that Rupp built," University President H.L. Donovan is credited with beginning the plans for the Coliseum's construction in 1941 when he recommended a building that would "properly take care of our athletics, our health services, our physical education and our recreation."

Memorial Coliseum was completed in 1950 at a cost of \$3,925,000. The huge building was dedicated to serve as a memorial to the nearly 10,000 Kentuckians who lost their lives in World War II and the Korean conflict. The Coliseum covers an entire city block and has as much

space as a seven-story office building.

A new state-of-the-art floor was installed in the summer of 2007, as the original 52-year-old floor was taken out in place of a playing surface that will be much more friendly to each athlete's tendencies and will cut down on injuries. A new sound system and speaker cluster were added in the summer of 2008.



HOME ATTENDANCE AVERAGES

| Year | Games | Total Att. | Avg. |
|----------------|-------|------------|---------|
| 2007-08 (23rd) | 18 | 85,769 | 4,765 |
| 2006-07 (13th) | 15 | 87,943 | 5,863 ! |
| 2005-06 (20th) | 15 | 77,411 | 5,161 |
| 2004-05 (20th) | 19 | 90,663 ! | 4,772 |
| 2003-04 (16th) | 14 | 72,553 | 5,182 |
| 2002-03 | 13 | 22,024 | 1,694 |
| 2001-02 | 11 | 12,681 | 1,153 |
| 2000-01 | 12 | 17,746 | 1,479 |
| 1999-00 | 12 | 29,643 | 2,470 |
| 1998-99 | 10 | 18,443 | 1,844 |
| 1997-98 | 11 | 15,728 | 1,430 |
| 1996-97 | 10 | 6,817 | 682 |
| 1995-96 | 11 | 8,456 | 769 |
| 1994-95 | 13 | 15,540 | 1,195 |
| 1993-94 | 13 | 17,649 | 1,358 |
| 1992-93 | 13 | 19,511 | 1,501 |
| 1991-92 | 13 | 17,087 | 1,314 |
| 1990-91 | 14 | 16,011 | 1,143 |
| 1989-90 | 14 | 18,777 | 1,341 |
| 1988-89 | 13 | 14,575 | 1,121 |
| 1987-88 | 16 | 13,400 | 837 |
| 1986-87 | 13 | 18,025 | 1,386 |
| 1985-86 | 16 | 18,887 | 1,180 |
| 1984-85 | 16 | 23,990 | 1,499 |
| 1983-84 | 17 | 18,880 | 1,110 |
| 1982-83 | 17 | 61,975 | # 3,645 |
| 1981-82 | 19 | 41,000 | 2,158 |
| 1980-81 | 15 | 29,224 | 1,948 |
| 1979-80 | 15 | 22,500 | 1,500 |

! New Season Record # Led the nation
 Years include games at Rupp Arena
 1974-79 attendance not available



MEMORIAL COLISEUM RECORDS

YEAR-BY-YEAR RECORD IN MEMORIAL (SINCE 1975-76)

| | | | |
|---------|------|---------------|-----------------------|
| 1975-76 | 6-4 | 1993-94 | 9-4 |
| 1976-77 | 8-3 | 1994-95 | 7-5 |
| 1977-78 | 13-2 | 1995-96 | 6-5 |
| 1978-79 | 5-7 | 1996-97 | 4-6 |
| 1979-80 | 12-1 | 1997-98 | 7-5 |
| 1980-81 | 15-0 | 1998-99 | 7-3 |
| 1981-82 | 16-2 | 1999-2000 | 7-5 |
| 1982-83 | 15-2 | 2000-01 | 5-7 |
| 1983-84 | 11-6 | 2001-02 | 3-8 |
| 1984-85 | 10-5 | 2002-03 | 7-5 |
| 1985-86 | 13-2 | 2003-04 | 6-6 |
| 1986-87 | 8-5 | 2004-05 | 12-4 |
| 1987-88 | 12-4 | 2005-06 | 9-2 |
| 1988-89 | 9-4 | 2006-07 | 8-3 |
| 1989-90 | 11-3 | 2007-08 | 9-4 |
| 1990-91 | 10-3 | | |
| 1991-92 | 9-4 | Total: | 299-132 (.693) |
| 1992-93 | 10-3 | | |

SINGLE-GAME ATTENDANCE RECORDS - MEMORIAL COLISEUM (SINCE 1980-81 - 5,000 AND UP)

| | | |
|--------|--------------------------|----------|
| 10,622 | Old Dominion | 2/05/83 |
| 8,429 | Tennessee | 1/29/04 |
| 8,223 | Auburn | 2/18/83 |
| 8,200 | Tennessee | 2/09/83 |
| 8,130 | Tennessee | 1/23/00 |
| 7,643 | Mississippi State | 2/20/05 |
| 7,565 | Ole Miss | 1/14/07 |
| 7,278 | Tennessee | 1/17/08 |
| 7,100 | Tennessee | 1/22/90 |
| 6,853 | LSU | 1/18/04 |
| 6,712 | Austin Peay | 12/30/03 |
| 6,308 | Tennessee | 3/02/03 |
| 6,035 | Georgia | 1/11/04 |
| 6,031 | Alabama | 2/22/04 |
| 6,010 | South Carolina | 1/04/07 |
| 5,965 | Ole Miss | 2/16/06 |
| 5,950 | Florida | 2/05/06 |
| 5,813 | Florida | 2/04/07 |
| 5,800 | Vanderbilt | 2/12/83 |
| 5,727 | Tennessee | 2/18/94 |
| 5,680 | Vanderbilt | 2/01/07 |
| 5,533 | South Carolina | 2/21/99 |
| 5,391 | Detroit | 11/29/06 |
| 5,359 | Indiana | 11/12/06 |
| 5,330 | Tennessee | 1/18/98 |
| 5,325 | Tennessee | 1/21/01 |
| 5,216 | Xavier | 12/10/03 |
| 5,200 | South Carolina | 1/24/81 |
| 5,200 | Tennessee ! | 2/28/82 |
| 5,200 | Old Dominion | 1/13/85 |
| 5,165 | Washington State | 11/10/06 |
| 5,139 | Arkansas | 1/16/00 |
| 5,136 | Mississippi Valley State | 12/19/06 |
| 5,108 | Southern | 12/21/06 |
| 5,067 | Texas-Pan American | 1/02/07 |
| 5,035 | Alabama State | 12/08/06 |
| 5,002 | Tennessee | 2/08/92 |

! - SEC Tournament Championship

Team

| | Kentucky | Opponent |
|-------------------|-------------------------------------|--------------------------------------------------|
| Points in a game | 121 vs. Kentucky State - 11/24/89 | 102, Miami (OH) - 12/21/02 |
| Points in a half | 64 (2nd) vs. Miami - 2/8/86 | 64 (2nd), Tennessee - 2/18/88 |
| Margin of victory | 77 vs. Kentucky State - 11/24/89 | 72, Tennessee - 1/21/01 |
| Field goals | 53 vs. Kentucky State - 11/24/89 | 42, Tennessee - 1/21/01 |
| Field goals att. | 92 vs. Kentucky State - 11/24/89 | 90, Memphis State, 1/31/82 |
| Field goal pct. | 71.4 vs. Alabama - 2/7/87 | 70.2, Vanderbilt - 1/11/01 |
| 3-PT goals | 13 vs. South Carolina - 1/7/97 | 11, Marist - 11/26/93 |
| 3-PT goals att. | 29 vs. Auburn - 1/29/95 | 30, Mississippi State - 2/17/96; MVSU - 12/19/06 |
| 3-PT goal pct. | 85.7 vs. Florida - 2/11/89 | 66.7, Vanderbilt - 2/9/03 |
| Free throws | 33 vs. Louisville - 2/19/92 | 31, Austin Peay - 11/15/98 |
| Free throws att. | 50 vs. Louisville - 2/19/92 | 49, Austin Peay - 11/15/98 |
| Free throw pct. | 93.8 vs. American - 11/25/88 | 100.0, Louisville - 2/22/00 |
| Rebounds | 66 vs. National College - 2/9/82 | 63, Tennessee - 1/21/01 |
| Assists | 33 vs. Michigan - 1/23/82 | 29, U of L - 2/23/82; Tennessee - 2/28/82 |
| Turnovers | 35 vs. Tennessee - 1/14/96 | 43, Winthrop - 1/3/00 |
| Blocked shots | 19 vs. North Carolina A&T - 12/6/05 | 11, UTC - 11/30/81; Dayton - 2/24/87 |
| Steals | 24 vs. Morehead State - 2/20/90 | 20, Memphis State - 12/4/93 |
| Personal fouls | 33 vs. Indiana - 12/7/93 | 36, Marquette - 12/2/89 |

Individual

| | Kentucky | Opponent |
|------------------|--------------------------------------------------------|------------------------------------------------|
| Points in a game | 42, Valerie Still vs. Charleston - 12/19/82 | 39, Cornelia Gayden, LSU - 2/26/94 |
| FG | 16, Valerie Still vs. Seton Hall - 12/5/81 | 16, Tanya Haave, Tennessee - 2/9/83 |
| FGA | 26, Stacey Reed vs. Miss. St. - 1/16/94 | 29, Daphne Smith, Detroit - 2/26/86 |
| 3-PT goals | 7, Sara Potts vs. High Point - 1/06/04 | 6, Sandy Brown, Tennessee - 2/25/88, |
| | 7, Sara Potts vs. Chattanooga - 3/20/05 | 6, Jean-Marie Lesko, Marist 11/26/93 |
| 3-PT goals att. | 17, Shandra Roberts vs. USC - 1/24/96 | 17, Sandy Brown, Tennessee- 2/25/88 |
| 3-PT goals pct. | 100, Kristi Cushenberry (5-of-5) vs. Alabama - 2/17/89 | 100, Kristi Green (3-of-3), IU- 12/15/96 |
| (min. 3 made) | 100, Carly Ormerod (4-of-4) vs. LSU - 12/18/05 | |
| FT | 14, Valerie Still vs. Charleston - 12/19/82 | 15, Druecilla Conners, Morehead St. - 12/20 |
| | 14, S. McIntyre vs. Houston - 11/30/91 | |
| FT att. | 16, Valerie Still vs. Charleston - 12/19/82 | 19, Druecilla Conners, Morehead St. - 12/20/87 |
| Rebounds | 27, Valerie Still vs. National College - 2/9/82 | 25, Anne Donovan, ODU - 2/5/83 |
| Assists | 16, P.J. Hedges vs. Cincinnati - 1/15/82 | 12, Lea Henry, Tennessee - 2/28/82 |
| Blocked shots | 6, Jody Runge vs. Memphis State - 1/31/82 | 6, Kathy O'Brien, Dayton - 2/24/87 |
| | 6, Sarah Elliott vs. North Carolina A&T - 12/6/05 | 6, Angela Gorsica, Vanderbilt - 1/8/97 |
| | | 6, Brooke McAfee, IUPUI - 11/18/05 |
| Steals | 11, Leslie Nichols vs. U of L - 2/14/86 | 11, M. Marciniak, Tennessee - 1/14/96 |

Miscellaneous

| | |
|--------------------------------|---------------------------------|
| Win-Loss | 299-132 (69.3%) |
| Most Home Wins In Season | 17 (1981-82) |
| Largest Attendance in Memorial | 10,622 vs. Old Dominion, 2/5/83 |

Note: Memorial Coliseum Records (since 1980-81)

JK HOOPS
KENTUCKY
OUTLOOK
WILDCATS
STAFF
REVIEW
RECORDS
HISTORY
HONORS
OPPONENTS
MEDIA INFO

BIG GAMES AT MEMORIAL COLISEUM

February 28, 1982

SEC Championship

Led by SEC Tournament MVP Valerie Still and all-tournament selection Patty Jo Hedges, the Lady Kats defeated Tennessee, 80-74, to capture the SEC Championship in Memorial Coliseum. Following the game, the ecstatic home crowd stormed the court for a victory celebration that lasted nearly 30 minutes.

February 5, 1983

On this date, 10,622 enthusiastic fans packed Memorial Coliseum to watch sixth-ranked Kentucky come from 10 points down in the second half for an 80-66 upset win over No. 5 Old Dominion. The crowd was the largest in history to watch a women's college basketball game, and during the Cats' three remaining home games, UK played to an average of 7,600 fans.

January 24, 1986

After dropping six of its previous 11 games, Kentucky regrouped to upset the 11th-ranked Tennessee Lady Vols 96-82 before a Memorial Coliseum crowd estimated at 3,400. Forward Leslie Nichols led UK with 26 points, 19 in the first half. Debbie Miller had 20, while Karen Mosley and Jodie Whitaker each added 18 points as Kentucky recorded its largest margin of victory over the Lady Vols. Former Lady Vol All-American Cindy Noble was serving as a UK assistant coach under Terry Hall.

January 23, 1991

Trailing 65-64, Kentucky's Pattresa Leonard sandwiched two free throws around a Florida timeout with :29 left, and blocked a shot by senior Florida center Erika Lang 20 seconds later to help Kentucky to a 67-65 victory vs. Florida. Junior guard Kristi Cushenberry, who led UK with 18 points, scored her 1,000th point on this night.

December 5, 1992

The Cats won their 13th UK Invitational Tournament with a 75-54 win over national powerhouse Connecticut, which featured sophomore Rebecca Lobo, who would later become one of the most heralded female players ever.

January 19, 1993

Sophomore Stacey Reed drove to the Coliseum's midcourt and made a three-point desperation shot as the horn sounded to push UK to a 62-60 victory over 17th-ranked and 1992 NCAA runner-up Western Kentucky. The win marked the second consecutive year the Cats had beaten nationally ranked WKU in the final seconds of the game.

January 16, 1994

Suffering from a sore back, Tedra Eberhart scored six of Kentucky's final 10 points and broke a 71-71 tie with SEC foe Mississippi State with 3:19 left on the clock for the 81-79 win.

The victory marked No. 300 for head coach Sharon Fanning.

February 7, 1999

Playing host to Coach Bernadette Mattox's alma mater Georgia, the Cats defeated the eighth-ranked Bulldogs, 80-76. It marked UK's first win over UGA in six years and Mattox's first over a top-10 opponent.

January 6, 2000

LaTonya McDole hit a running one-hander in the lane at the buzzer to give the Cats a 71-69 upset over No. 5 Auburn in the Cats' SEC home opener. Despite playing with foul trouble most of the game, McDole led UK with 21 points in the Cats' first win over a top-five opponent in 15 years.

January 29, 2004

It was an exciting and emotional conference matchup, as border rival and top-ranked Tennessee met Kentucky in the second-largest attended women's basketball game in Memorial Coliseum history. After spending 18 seasons on the sidelines at UT, Coach Mickie DeMoss went head-to-head with her former boss Pat Summitt. Trailing by only five points with two minutes remaining and despite a career-high 29 points from Sara Potts, the Wildcats fell to the Lady Vols 81-72.

March 24, 2005

Senior Sara Potts sank a jumper from the left wing with 35 seconds remaining, as Kentucky rallied from a 14-point second-half deficit to defeat Xavier, 67-62, and advance to the semifinal round of the WNIT. The shot by Potts, who scored 29 of her 31 points in the second half, gave the Wildcats their first lead since the 17-minute mark of the first half.

January 14, 2007

This was a special day in Memorial Coliseum as over 570 Kentuckians, who made the ultimate sacrifice in the U.S. Armed Forces, were honored during halftime of the Ole Miss game. Since its completion in 1950, Memorial Coliseum has borne the names of thousands of Kentucky's war dead. But the lists of names – framed and hung on the walls of the ramps along two sides of the coliseum – had not been updated since the end of the Vietnam War. Their names now join those of their predecessors along the walls in the Coliseum.

January 20, 2008

Kentucky hit a season-best 20-of-24 free throws and out-rebounded Auburn 44-34 to take a thrilling 62-55 win against the No. 20/18 Tigers in front of 4,511 fans. It was the Cats' first win against a ranked opponent of the season and the first win over Auburn in Memorial Coliseum since 2000. Kentucky native and senior Chelsea Chowning, who played just eight minutes in the

game, came off the bench to drain a pivotal three-pointer to give the Wildcats the lead with 2:09 to go. She hit 3-of-4 free throws in the game's final two minutes, including one after Auburn head coach Nell Fortner was assessed a technical foul with 31 seconds left in the game.

March 21, 2008

Kentucky battled back from an 11-point deficit to notch a 68-66 overtime win against Middle Tennessee in the second round of the WNIT. Sophomore Lydia Watkins charted her first career double-double with 16 points and 16 rebounds. With time ticking down in overtime, MTSU's Amber Holt nailed a wide open three pointer with five seconds left to cut UK's lead to just one, 67-66. MTSU fouled Chelsea Chowning with two seconds to go and she hit one of two free-throw attempts to clinch the victory.

March 26, 2008

Senior guard Samantha Mahoney turned in the finest performance of her career by scoring a personal-best 30 points, including five three-pointers, to help direct the Wildcats to an 84-76 win over James Madison in the third round of the WNIT. Mahoney, who helped the Cats rally from a six-point second-half deficit, became the first Wildcat to score 30 or more point in a game since standout Sara Potts scored 32 against Xavier in the 2005 WNIT third round.



ENTHUSIASM

“Championship teams show **enthusiasm** while playing the game they love. They are **excited** to be able to play the game and play it well. They show great **excitement** and have fun.”

#34 • SOPHOMORE
VICTORIA DUNLAP

ENTUCKY

HONORS

RETIRED JERSEY—VALERIE STILL

UK's All-Time Leading Scorer and Rebounder, UK Hall of Fame Charter Class



UK Great Valerie Still

Some programs have a once-in-a-lifetime player who serves as a standard for all future student-athletes. An exceptional personality. An outstanding role model. A great basketball player. For Kentucky, that player is Valerie Still.

Although Still played long ago (1979-83), she remains the "Top Cat" in UK women's basketball



annals. She was honored as such on January 12, 2003 with a jersey retirement ceremony at half-time of the Alabama game. She became the first female letter winner in any UK sport to have her jersey retired.

Still is the leader among all Wildcats (men or women) for career scoring (2,763) and rebounding (1,525). She was a consensus All-American. She led the program in scoring four straight seasons with a career average of 23.2. At one point during the 1981-82 season, she led the nation in both scoring and rebounding before finishing second in both categories (24.8 ppg and 14.3 rpg).

She led the Cats to their highest national ranking (4th) in 1983 and helped UK roll up a 30-game home court win streak from 1980-82. In 1983, Still led the sixth-ranked Cats to an 80-66 upset over powerhouse Old Dominion before a record crowd of 10,622 in UK's Memorial Coliseum.

After leaving Kentucky, Still had a successful career in the Italian Professional League. While in Italy, Still was a television actress and hosted her own TV show, "Still Basket." She is also an accomplished print model and a professional caliber jazz, pop and concert pianist.

Upon her return to the United States, Still became a charter member of the American Basketball League for Women and was a two-time MVP of the ABL Championship Series. Still later played for the Washington Mystics of the WNBA before retiring from basketball. She also was an assistant coach for the Orlando Miracle for two seasons.

(Above:) UK Athletics Director Mitch Barnhart and UK President Dr. Lee Todd Jr. present Still with her Hall of Fame honor in September 2005.

(Below:) Still was presented with the key to the city of Lexington in 2003 by Mayor Teresa Isaac.



Still returned to Lexington to complete her degree in animal sciences and graduated with honors in 2001. She went on to earn a master's degree in African American and African studies at The Ohio State University and is currently working on a doctorate in sports and humanities from there as well.

In September 2005, Still was inducted into the charter class in the newly created UK Athletics Hall of Fame. She was the only female of the 88 inductees.


Still lives in Powell, Ohio with her son, Aaron. Along with teaching and completing her doctorate at OSU, Still runs The Valerie Still Foundation, a not-for-profit organization that works to ensure that girls are encouraged and instructed to develop their talents.



ALL-AMERICANS



Pam Browning




Kristi Cushenberry



Maria Donhoff



Valerie Still



Vanessa Foster-Sutton

Kodak All-American

- Valerie Still Center 1983 - First team
- Valerie Still Center 1982 - First team
- Valerie Still Forward 1981 - Third team

Additional All-Americans

American Women's Sports Federation

- Valerie Still Center 1982 - First team

Street & Smith's All-Americans

- Valerie Still Center 1983 - First team
- Valerie Still Center 1982 - First team
- Valerie Still Forward 1981 - First team
- Valerie Still Forward 1980 - HM
- Pam Browning Center 1977

Basketball Weekly All-American

- Valerie Still Center 1983
- Valerie Still Center 1982

NWIT All-Americans

- Maria Donhoff Forward 1978
- Vanessa Foster-Sutton Center 1990
- Kristi Cushenberry Guard 1990

All-America Freshman Team

- Valerie Still 1980

Additional Academic Honors

- Tiffany Wait Guard 1999, 2000
- District 4 - Second Team GTE CoSIDA All-America*



Chelsea Chowning
2008 ESPN The Magazine Academic All-American
(Third Team) • Major - Pharmacy

UK HOOPS
 KENTUCKY
 OUTLOOK
 WILDCATS
 STAFF
 REVIEW
 RECORDS
 HISTORY
 HONORS
 OPPONENTS
 MEDIA INFO

CATS' SEC HONORS

SEC Coach of the Year

Mickie DeMoss
2006 - AP and Coaches



SEC ACADEMIC HONOR ROLL

The SEC Academic Honor Roll recognizes players with a grade point average of 3.0 or better either on a cumulative basis or for the previous academic year. Through the years Kentucky has had 36 student-athletes named to the SEC Academic Honor Roll 59 times.

| | |
|---------------------------------------------------------------------------------------------------------------------------------|------------------------------------------------------------------------------------------------------------|
| 2008 Chant Bowman Chelsea Chowning Sarah Elliott Carly Ormerod Eleia Roddy | 1997 Tiffany Wait 3.41 |
| 2007 Chanté Bowman Jennifer Humphrey Samantha Mahoney Carly Ormerod | 1996 Julie Swarens-Beickman 3.74 |
| 2006 Jennifer Humphrey Samantha Mahoney Carly Ormerod Eleia Roddy Oreonna Taylor | 1995 Karri Koach 3.67 Julie Swarens-Beickman 3.87 |
| 2005 Sara Potts Jennifer Humphrey | 1994 Jennifer Gray 3.33 Karri Koach 3.40 Julie Swarens 3.93 Stacey Reed 3.14 |
| 2004 Jenerrie Everette Jennifer Goin Kristen Grassi Sara Potts | 1993 Jennifer Gray 3.22 Karri Koach 3.21 Cathy Proctor 3.15 |
| 2003 Kristin Connolly 3.68 Jennifer Schultz 3.07 Jenny Pfeiffer | 1992 Kristi Cushenberry 3.31 Jennifer Gray 3.39 Stacy McIntyre 3.16 Rebekah Reasor 3.24 |
| 2001 Stephanie Christman 3.24 Tiffany Wait 3.25 Katie Vieth 3.26 Natalie Martinez 3.23 Laura Meadows 3.68 | 1991 Mia Daniel 3.00 Cathy Proctor 3.00 |
| 2000 Carolyn Alexander 3.23 Natalie Martinez 3.42 Laura Meadows 3.84 Katie Vieth 3.50 Tiffany Wait 3.19 | 1990 Vanessa Foster-Sutton 3.25 |
| 1999 Laura Meadows 3.20 Katie Vieth 3.35 Tiffany Wait 3.03 | 1986 Laurie Hudgens 3.00 Michelle Miller 3.5 |
| 1998 Tiffany Wait 3.72 | 1985 Michelle Miller 3.5 Diane Stephens 3.3 |
| BOYD MCWHORTER SCHOLAR-ATHLETE OF THE YEAR FINALIST Tiffany Wait - 2000 | 1984 Donna Martin 3.38 Jody Runge 3.17 |

SEC Good Works Team

- 1999 - Tiffany Wait
- 2000 - Laura Meadows
- 2001 - LaTonya McDole
- 2002 - SeSe Helm
- 2003 - SeSe Helm
- 2004 - Shambrica Jones
- 2005 - Afton Perry
- 2006 - Stephanie Stumbo
- 2007 - Eleia Roddy
- 2008 - Samantha Mahoney

SEC Players of the Week

- Jan. 27, 1987Sandy Harding
- Feb. 13, 1989 Jodie Whitaker
- March 1, 1993 Jocelyn Mills
- Jan. 24, 1994Stacey Reed
- Dec. 15, 1998Jaye Barnes
- Feb. 8, 1999Tiffany Wait
- Jan. 3, 2000LaTonya McDole
- Nov. 24, 2003SeSe Helm
- Jan. 17, 2005Sarah Elliott

SEC Freshman of the Week

- The SEC began a Freshman of the Week in 2006*
- Dec. 12, 2005Carly Ormerod
 - Feb. 13, 2006Carly Ormerod
 - Nov. 25, 2007Victoria Dunlap
 - Dec. 30, 2007 Amber Smith
 - Jan. 13, 2008Victoria Dunlap
 - Feb. 10, 2008Victoria Dunlap

Frank Ham Society of Character

- Tiffany Wait1999
- Stephanie Stumbo2006
- Katie Vieth2000
- Chanté Bowman2008
- Carly Ormerod2008

The Frank Ham Society of Character is given to UK student-athletes for exceptional commitment to academic excellence, athletic participation, and personal development, being a role model, and career preparation. It is the highest honor the UK Athletic Department bestows on its student-athletes.

SEC FRESHMAN ACADEMIC HONOR ROLL

| | |
|------------------------------------------------|--------------------------------------------|
| 2005 Carly Ormerod Oreonna Taylor | 2008 Carly Morrow Amber Smith |
|------------------------------------------------|--------------------------------------------|

To earn a spot on the team each student-athlete must 1) have a cumulative GPA of 3.00 or above at the nominating institution; 2) be on scholarship or a letter winner; 3) have completed 24 semester hours of non-remedial credit at the nominating institution; and 4) have been a member of the varsity team for the sport's entire NCAA Championship segment.

The SEC has recognized the Freshman Academic Honor Roll since 2003.

FIRST-TEAM ALL-SEC (COACHES)



Valerie Still
1982, 1983



Patty Jo Hedges
1983



Leslie Nichols
1984, 1985, 1986



Sandy Harding
1987



Belitta Croley
1988

ALL-SEC TEAM

Overall, Kentucky has had 28 players named to the All-SEC teams 39 times. Nine players have been named to the All-SEC Freshman Team and UK has charted nine Players of the Week. Six times UK has boasted a Freshman of the Week, including four times last season.

All-SEC (Coaches)

Second Team

| | |
|------------------|--------------------------|
| Jodie Whitaker |1988 and 1989 |
| Tracye Davis |1990 |
| Stacey Reed |1993 and 1995 |
| Tedra Eberhart |1994 |
| Kim Denkins |1996 |
| Jaye Barnes |1998 |
| Laura Meadows |1999 |
| Tiffany Wait |1999 |
| SeSe Helm |2002 |
| Sara Potts |2004 and 2005 |
| Samantha Mahoney |2006, 2007 and 2008 |
| Sarah Elliott |2007 and 2008 |

Honorable Mention

| | |
|----------------|--------------------|
| Stacy McIntyre |1991 and 1992 |
|----------------|--------------------|

SEC All-Freshman Team

(The Tennessean sponsored the All-Freshman team from 1987 to 1997. The SEC did not honor a freshman team in 1999.)

| | |
|--------------------|-----------------------|
| Kristi Cushenberry |First Team -1989 |
| Jocelyn Mills |1990 |
| Laura Meadows |1998 |
| Selia "SeSe" Helm |2001 |
| Sarah Elliott |2005 |
| Samantha Mahoney |2005 |
| Carly Ormerod |2006 |
| Victoria Dunlap * |2008 |
| Amber Smith * |2008 |

* Unanimous selection

Scholar-Athlete of the Year

| | |
|------------------|-----------|
| Chelsea Chowning |2008 |
|------------------|-----------|



Vanessa Foster-Sutton
1990



Jocelyn Mills
1993



Stacey Reed
1994

All-SEC (AP)

Second Team

| | |
|--------------|-----------|
| Sara Potts |2004 |
| Sarah Elliot |2007 |

Third Team

| | |
|------------|-----------|
| Rita Adams |2003 |
|------------|-----------|

Honorable Mention

| | |
|-------------------|--------------------|
| Sarah Elliott |2006 |
| Jennifer Humphrey |2006 and 2007 |
| Samantha Mahoney |2006 and 2007 |

Note: From 1989 to 1997 the Coaches All-SEC team was sponsored by The Tennessean. The Associated Press started their own All-SEC team in 1997.

DID YOU KNOW?

- The SEC has had 55 student-athletes named as a First-Team All-America selection. Those 55 have been named a total of 82 times since 1982 (first year of SEC sponsorship).
- SEVEN Naismith Player of the Year winners have come from the SEC.
- SEC teams have provided 130 All-Region performers, including 28 Most Outstanding Players.
- Over the past 27-years, 38 Final Four All-Tournament Team members have come from SEC schools.
- NINE NCAA Post-Graduate Scholarship winners and 28 Academic All-Americans hail from the SEC.

1,000 Point Club

1. Valerie Still (6-1, Center, 1980-83) - 2,763



| Year | GP/GS | FG-FGA | PCT | FT-FTA | PCT | REB-AVG | PTS-AVG | Blocks | Steals | Assists |
|---------------|----------------|------------------|-------------|----------------|-------------|------------------|------------------|------------|------------|------------|
| 1979-80 | 29-29 | 256-463 | 55.3 | 129-183 | 70.0 | 403-13.9 | 641-22.1 | 46 | 43 | 32 |
| 1980-81 | 30-30 | 260-447 | 58.1 | 108-154 | 70.1 | 329-10.9 | 628-20.9 | 53 | 64 | 37 |
| 1981-82 | 32-32 | 329-565 | 58.2 | 136-199 | 68.3 | 457-14.3 | 794-24.8 | 39 | 56 | 46 |
| 1982-83 | 28-28 | 273-456 | 59.9 | 154-212 | 72.6 | 336-12.0 | 700-25.0 | 18 | 38 | 24 |
| Career | 119-119 | 1118-1931 | 57.8 | 527-748 | 70.0 | 1525-12.8 | 2763-23.2 | 156 | 201 | 139 |

2. Leslie Nichols (6-0, Forward, 1983-86) - 1,797



| Year | GP/GS | FG-FGA | PCT | FT-FTA | PCT | REB-AVG | PTS-AVG | Blocks | Steals | Assists |
|---------------|----------------|-----------------|-------------|----------------|-------------|----------------|------------------|------------|------------|------------|
| 1982-83 | 28-28 | 130-247 | 52.6 | 58-88 | 67.0 | 197-7.0 | 318-11.3 | 38 | 36 | 59 |
| 1983-84 | 27-25 | 208-379 | 54.9 | 80-97 | 82.5 | 218-8.0 | 496-18.4 | 11 | 64 | 80 |
| 1984-85 | 27-26 | 211-423 | 49.9 | 75-96 | 78.1 | 247-9.1 | 497-18.4 | 23 | 74 | 68 |
| 1985-86 | 29-29 | 208-399 | 52.1 | 70-87 | 80.4 | 215-7.4 | 486-16.7 | 30 | 104 | 116 |
| Career | 111-108 | 757-1448 | 52.3 | 283-368 | 76.9 | 877-7.9 | 1797-18.2 | 102 | 278 | 323 |

3. Samantha Mahoney (5-10, Guard, 2005-2008) - 1,601



| Year | GP/GS | FG-FGA | PCT | 3P-3PA | PCT | FT-FTA | PCT | REB-AVG | PTS-AVG | Blocks | Steals | Assists |
|---------------|----------------|-----------------|-------------|----------------|-------------|----------------|-------------|----------------|------------------|-----------|------------|------------|
| 2004-05 | 34-27 | 127-296 | .429 | 17-38 | .447 | 91-145 | .628 | 109-3.2 | 362-10.6 | 17 | 30 | 67 |
| 2005-06 | 31-27 | 134-346 | .387 | 25-97 | .258 | 77-103 | .748 | 81-2.6 | 370-11.9 | 11 | 38 | 75 |
| 2006-07 | 34-34 | 148-388 | .381 | 31-107 | .290 | 94-136 | .691 | 121-3.6 | 421-12.4 | 23 | 40 | 86 |
| 2007-08 | 33-33 | 151-406 | .372 | 40-113 | .354 | 106-161 | .658 | 100-3.0 | 448-13.6 | 6 | 32 | 74 |
| Career | 132-121 | 560-1436 | .390 | 113-355 | .318 | 368-545 | .675 | 411-3.1 | 1601/12.1 | 57 | 140 | 302 |

4. Pam Browning (6-0, Center, 1975-78) - 1,598



| Year | GP/GS | FG-FGA | PCT | FT-FTA | PCT | REB-AVG | PTS-AVG | Steals | Assists |
|---------------|------------|---------------------|------|---------|------|---------|------------------|--------|---------|
| 1974-75 | 26 | Stats Not Available | | | | | 297-11.4 | | |
| 1975-76 | 20 | Stats Not Available | | | | | 268-13.4 | | |
| 1976-77 | 26 | | | 196-263 | 74.5 | 13.5 | 663-25.5 | | |
| 1977-78 | 35-31 | 127-293 | 43.3 | 112-160 | 70.0 | 229-7.4 | 366-11.8 | | 52 |
| Career | 107 | | | | | | 1598-14.9 | | |

5. Sara Potts (6-0, Guard, 2002-05) - 1,563



| Year | GP/GS | FG-FGA | PCT | 3P-3PA | PCT | FT-FTA | PCT | REB-AVG | PTS-AVG | Blocks | Steals | Assists |
|---------------|----------------|-----------------|-------------|----------------|-------------|----------------|-------------|----------------|------------------|-----------|------------|------------|
| 2001-02 | 28-15 | 82-221 | .371 | 50-147 | .340 | 24-33 | .727 | 63-2.3 | 238-8.5 | 3 | 22 | 39 |
| 2002-03 | 27-27 | 118-293 | .403 | 74-163 | .454 | 16-27 | .593 | 104-3.9 | 326-12.1 | 6 | 33 | 46 |
| 2003-04 | 28-28 | 166-429 | .387 | 66-186 | .355 | 71-91 | .780 | 183-6.5 | 469-16.8 | 2 | 38 | 51 |
| 2004-05 | 34-34 | 186-446 | .417 | 81-223 | .363 | 77-89 | .865 | 179-5.3 | 530-15.6 | 6 | 40 | 40 |
| Career | 117-104 | 552-1389 | .397 | 271-719 | .377 | 188-240 | .783 | 529-4.5 | 1563-13.4 | 17 | 133 | 176 |

6. Sarah Elliott (6-6, Center, 2005-2008) - 1,502



| Year | GP/GS | FG-FGA | PCT | 3P-3PA | PCT | FT-FTA | PCT | REB-AVG | PTS-AVG | Blocks | Steals | Assists |
|---------------|---------------|-----------------|-------------|------------|-------------|---------------|-------------|----------------|------------------|------------|-----------|------------|
| 2004-05 | 34-11 | 149-267 | .558 | 0-0 | .000 | 56-83 | .675 | 185-5.4 | 354-10.4 | 49 | 11 | 13 |
| 2005-06 | 31-26 | 149-273 | .546 | 0-1 | .000 | 49-73 | .671 | 183-5.9 | 347-11.2 | 40 | 13 | 34 |
| 2006-07 | 34-33 | 208-372 | .559 | 0-0 | .000 | 44-69 | .638 | 237-7.0 | 460-13.5 | 50 | 10 | 26 |
| 2007-08 | 33-29 | 151-309 | .489 | 0-0 | .000 | 39-52 | .750 | 195-5.9 | 341/10.3 | 56 | 16 | 29 |
| Career | 132-99 | 657-1221 | .538 | 0-1 | .000 | 88-277 | .679 | 800-6.1 | 1502/11.4 | 195 | 50 | 102 |

UK HOOPS
 KENTUCKY
 OUTLOOK
 WILDCATS
 STAFF
 REVIEW
 RECORDS
 HISTORY
 HONORS
 OPPONENTS
 MEDIA INFO



7. Elisabeth Lukschu (6-4, Center, 1978-81) - 1,488

| Year | GP/GS | FG-FGA | PCT | FT-FTA | PCT | REB-AVG | PTS-AVG | Blocks | Steals | Assists |
|---------------|----------------|----------------|-------------|----------------|-------------|----------------|------------------|----------|----------|-----------|
| 1977-78 | 35-23 | 100-182 | 55.0 | 42-70 | 58.6 | 142-6.2 | 242-10.5 | - | - | 3 |
| 1978-79 | 27-23 | 156-275 | 56.7 | 88-122 | 72.1 | 192-7.1 | 400-14.8 | 22 | 34 | 35 |
| 1979-80 | 29-29 | 169-274 | 61.7 | 104-147 | 71.0 | 201-6.9 | 442-15.2 | 13 | 23 | 24 |
| 1980-81 | 28-26 | 161-268 | 60.0 | 82-121 | 67.7 | 187-6.6 | 404-14.7 | 20 | 20 | 20 |
| Career | 119-101 | 586-999 | 58.7 | 316-460 | 68.7 | 722-6.0 | 1488-12.5 | - | - | 82 |



UK HOOPS
KENTUCKY

OUTLOOK

WILDCATS

STAFF

REVIEW

RECORDS

HISTORY

HONORS

OPPONENTS

MEDIA INFO

8. Selia "SeSe" Helm (6-4, Center, 2001-04) - 1,487

| Year | GP/GS | FG-FGA | PCT | 3P-3PA | PCT | FT-FTA | PCT | REB-AVG | PTS-AVG | Blocks | Steals | Assists |
|---------------|----------------|-----------------|-------------|--------------|-------------|----------------|-------------|----------------|------------------|-----------|-----------|-----------|
| 2000-01 | 24-21 | 115-246 | .467 | 2-7 | .286 | 62-72 | .861 | 112-4.7 | 294-12.3 | 5 | 14 | 7 |
| 2001-02 | 29-29 | 198-388 | .510 | 4-11 | .364 | 92-115 | .800 | 194-6.7 | 492-17.0 | 9 | 24 | 17 |
| 2002-03 | 27-26 | 122-251 | .486 | 7-18 | .389 | 58-79 | .734 | 176-6.5 | 309-11.4 | 12 | 16 | 27 |
| 2003-04 | 28-27 | 155-310 | .500 | 3-15 | .200 | 79-103 | .767 | 190-6.8 | 392-14.0 | 21 | 11 | 18 |
| Career | 108-103 | 590-1195 | .494 | 16-51 | .314 | 291-369 | .789 | 672/6.2 | 1487-13.8 | 37 | 75 | 69 |



9. Stacey Reed (5-7, Guard, 1992-95) - 1,482

| Year | GP/GS | FG-FGA | PCT | 3P-3PA | PCT | FT-FTA | PCT | REB-AVG | PTS-AVG | Steals | Assists |
|---------------|----------------|-----------------|-------------|----------------|-------------|----------------|-------------|----------------|------------------|------------|------------|
| 1991-92 | 30-26 | 88-266 | 33.1 | 30-114 | 26.3 | 62-83 | 74.7 | 88-2.9 | 268-8.9 | 69 | 90 |
| 1992-93 | 28-28 | 104-264 | 39.4 | 65-168 | 38.7 | 45-56 | 80.4 | 112-4.0 | 318-11.4 | 68 | 101 |
| 1993-94 | 28-28 | 171-411 | 41.6 | 44-135 | 32.6 | 123-162 | 75.9 | 191-6.8 | 509-18.2 | 97 | 138 |
| 1994-95 | 28-28 | 149-377 | 39.5 | 37-131 | 28.2 | 52-69 | 75.4 | 190-6.8 | 387-13.8 | 75 | 113 |
| Career | 114-110 | 512-1318 | 38.0 | 176-548 | 32.0 | 282-370 | 76.0 | 581-5.1 | 1482-13.0 | 309 | 442 |



10. Tiffany Wait (5-11, Guard/Forward, 1996-2000) - 1,445

| Year | GP/GS | FG-FGA | PCT | 3P-3PA | PCT | FT-FTA | PCT | REB-AVG | PTS-AVG | Steals | Assists |
|---------------|----------------|-----------------|-------------|----------------|-------------|----------------|-------------|----------------|------------------|------------|------------|
| 1995-96 | 6-2 | 19-38 | 50.0 | 8-22 | 36.4 | 24-32 | 75.0 | 10-1.7 | 70-11.7 | 8 | 10 |
| 1996-97 | 27-26 | 118-271 | 43.5 | 16-41 | 39.0 | 82-110 | 75.5 | 107-4.0 | 335-12.4 | 42 | 103 |
| 1997-98 | 28-28 | 105-259 | 40.5 | 16-51 | 31.4 | 98-119 | 82.4 | 81-2.9 | 324-11.6 | 48 | 75 |
| 1998-99 | 32-32 | 135-338 | 39.9 | 46-110 | 41.8 | 121-149 | 81.2 | 103-3.2 | 437-13.7 | 33 | 93 |
| 1999-2000 | 29-29 | 90-236 | 38.1 | 29-95 | 30.5 | 70-90 | 77.8 | 72-2.5 | 279-9.6 | 44 | 58 |
| Career | 122-117 | 467-1142 | 41.0 | 115-319 | 36.1 | 396-500 | 79.2 | 383-3.1 | 1445-11.8 | 175 | 339 |



11. Jodie Whitaker (5-7, Guard, 1986-89) - 1,433

| Year | GP/GS | FG-FGA | PCT | 3P-3PA | PCT | FT-FTA | PCT | REB-AVG | PTS-AVG | Steals | Assists |
|---------------|----------------|-----------------|-------------|---------------|-------------|----------------|-------------|----------------|------------------|------------|------------|
| 1985-86 | 26-20 | 123-234 | 52.6 | - | - | 33-39 | 84.6 | 56-2.1 | 279-10.7 | 40 | 119 |
| 1986-87 | 28-28 | 152-330 | 46.1 | - | - | 36-43 | 83.7 | 103-3.7 | 340-12.1 | 41 | 90 |
| 1987-88 | 29-29 | 164-419 | 39.1 | 48-126 | 38.1 | 80-92 | 87.0 | 133-4.6 | 456-15.7 | 44 | 177 |
| 1988-89 | 28-23 | 132-334 | 39.5 | 32-91 | 35.2 | 62-85 | 72.9 | 107-3.8 | 358-12.8 | 33 | 78 |
| Career | 111-100 | 571-1317 | 43.0 | 80-217 | 36.8 | 211-259 | 81.0 | 399-3.6 | 1433-12.9 | 158 | 464 |



12. Kristi Cushenberry (5-9, Guard/Forward, 1989-92) - 1,358

| Year | GP/GS | FG-FGA | PCT | 3P-3PA | PCT | FT-FTA | PCT | REB-AVG | PTS-AVG | Steals | Assists |
|---------------|----------------|-----------------|-------------|----------------|-------------|----------------|-------------|-----------------|------------------|-----------|------------|
| 1988-89 | 28-26 | 129-268 | 48.1 | 18-35 | 51.4 | 85-100 | 85.0 | 109-3.9 | 361-12.9 | 2 | 52 |
| 1989-90 | 31-23 | 134-290 | 46.2 | 22-51 | 43.1 | 66-91 | 72.5 | 81-2.6 | 356-11.5 | 25 | 49 |
| 1990-91 | 29-29 | 108-258 | 41.9 | 36-99 | 36.4 | 67-86 | 77.9 | 88-3.0 | 319-11.0 | 31 | 63 |
| 1991-92 | 30-29 | 94-234 | 40.2 | 34-92 | 37.0 | 100-130 | 76.9 | 90-3.0 | 322-10.7 | 37 | 62 |
| Career | 118-107 | 465-1050 | 44.0 | 110-277 | 39.7 | 318-407 | 78.0 | 368-3.11 | 1358-11.5 | 95 | 226 |





UK HOOPS

KENTUCKY

OUTLOOK

WILDCATS

STAFF

REVIEW

RECORDS

HISTORY

HONORS

OPPONENTS

MEDIA INFO



13. Belitta Croley (5-10, Forward, 1985-88) - 1,339

| Year | GP/GS | FG-FGA | PCT | 3P-3PA | PCT | FT-FTA | PCT | REB-AVG | PTS-AVG | Blocks | Steals | Assists |
|---------------|--------------|-----------------|-------------|------------|--------------|----------------|-------------|----------------|------------------|-----------|------------|------------|
| 1984-85 | 16-3 | 44-103 | 42.7 | - | - | 26-32 | 81.2 | 65-4.1 | 114-7.1 | 3 | 21 | 14 |
| 1985-86 | 27-22 | 150-314 | 47.8 | - | - | 28-51 | 54.9 | 146-5.4 | 328-12.1 | 10 | 45 | 57 |
| 1986-87 | 28-28 | 209-409 | 51.1 | - | - | 77-98 | 78.6 | 198-7.1 | 495-17.7 | 16 | 73 | 56 |
| 1987-88 | 23-20 | 166-322 | 51.6 | 1-1 | 100.0 | 69-87 | 79.3 | 190-8.3 | 402-17.5 | 16 | 43 | 73 |
| Career | 94-73 | 569-1148 | 49.0 | 1-1 | 100.0 | 200-268 | 74.0 | 599-6.4 | 1339-14.2 | 45 | 182 | 200 |



14. Stacy McIntyre (5-8, Forward, 1989-92) - 1,215

| Year | GP/GS | FG-FGA | PCT | 3P-3PA | PCT | FT-FTA | PCT | REB-AVG | PTS-AVG | Steals | Assists |
|---------------|---------------|----------------|-------------|---------------|-------------|----------------|-------------|----------------|------------------|------------|------------|
| 1988-89 | 26-2 | 22-61 | 36.1 | - | - | 18-36 | 50.0 | 93-3.6 | 62-2.4 | 15 | 19 |
| 1989-90 | 31-24 | 88-230 | 38.3 | 2-13 | 15.4 | 58-90 | 64.4 | 147-4.7 | 236-7.6 | 44 | 71 |
| 1990-91 | 29-29 | 155-350 | 44.3 | 28-101 | 27.7 | 96-130 | 73.8 | 149-5.1 | 434-15.0 | 68 | 72 |
| 1991-92 | 30-30 | 162-337 | 48.1 | 35-99 | 35.4 | 124-160 | 77.5 | 148-4.9 | 483-16.1 | 62 | 49 |
| Career | 116-85 | 427-978 | 43.0 | 65-213 | 30.5 | 296-416 | 71.0 | 537-4.6 | 1215-10.5 | 189 | 211 |



15. Maria Donhoff (5-11, Guard, 1978-81) - 1,187

| Year | GP/GS | FG-FGA | PCT | FT-FTA | PCT | REB-AVG | PTS-AVG | Blocks | Steals | Assists |
|---------------|----------------|-----------------|-------------|----------------|-------------|----------------|-----------------|----------|----------|------------|
| 1977-78 | 33-35 | 165-370 | 45.0 | 83-131 | 63.4 | 199-6.0 | 413-12.5 | - | - | 35 |
| 1978-79 | 29-13 | 115-267 | 43.1 | 72-105 | 68.6 | 174-6.0 | 302-10.4 | 9 | 27 | 38 |
| 1979-80 | 29-29 | 86-205 | 42.0 | 52-71 | 73.2 | 152-5.2 | 224-7.7 | 7 | 28 | 42 |
| 1980-81 | 30-30 | 103-224 | 45.9 | 42-70 | 60.0 | 167-5.5 | 248-8.2 | 3 | 27 | 82 |
| Career | 121-107 | 469-1066 | 44.0 | 249-377 | 66.0 | 692-5.7 | 1187-9.8 | - | - | 197 |



16. LaTonya McDole (6-1, Forward, 1999-2002) - 1,180

| Year | GP/GS | FG-FGA | PCT | 3P-3PA | PCT | FT-FTA | PCT | REB-AVG | PTS-AVG | Steals | Assists |
|---------------|----------------|-----------------|-------------|-------------|-------------|----------------|-------------|----------------|------------------|------------|------------|
| 1998-99 | 32-17 | 99-219 | .452 | 5-21 | .238 | 62-99 | .626 | 175-5.5 | 265-8.3 | 40 | 44 |
| 1999-2000 | 29-29 | 127-292 | .435 | 0-2 | .000 | 81-129 | .628 | 175-6.0 | 335-11.6 | 57 | 45 |
| 2000-01 | 27-25 | 140-292 | .479 | 2-7 | .286 | 63-116 | .543 | 345/12.8 | 193-7.1 | 77 | 55 |
| 2001-02 | 29-29 | 104-235 | .443 | 1-7 | .143 | 26-62 | .419 | 168-5.8 | 235-8.1 | 69 | 57 |
| Career | 117-100 | 470-1038 | .453 | 8-37 | .216 | 232-406 | .571 | 711-6.1 | 1180-10.1 | 243 | 201 |



17. Lea Wise (5-7, Guard, 1980-83) - 1,179

| Year | GP/GS | FG-FGA | PCT | FT-FTA | PCT | REB-AVG | PTS-AVG | Blocks | Steals | Assists |
|---------------|----------------|-----------------|-------------|----------------|-------------|----------------|-----------------|-----------|------------|------------|
| 1979-80 | 29-29 | 101-232 | 43.5 | 36-52 | 69.2 | 65-2.2 | 238-8.2 | 2 | 32 | 101 |
| 1980-81 | 31-29 | 96-224 | 42.8 | 39-51 | 76.4 | 63-2.0 | 231-7.4 | 5 | 47 | 104 |
| 1981-82 | 32-30 | 162-333 | 48.6 | 46-63 | 73.0 | 79-2.5 | 370-11.6 | 6 | 43 | 134 |
| 1982-83 | 28-28 | 139-295 | 47.1 | 62-77 | 80.5 | 66-2.3 | 340-12.1 | 3 | 36 | 125 |
| Career | 120-116 | 498-1084 | 45.0 | 183-243 | 75.0 | 273-2.3 | 1179-9.8 | 16 | 158 | 464 |



18. Patty Jo Hedges (5-7, Guard, 1980-83) - 1,176

| Year | GP/GS | FG-FGA | PCT | FT-FTA | PCT | REB-AVG | PTS-AVG | Blocks | Steals | Assists |
|---------------|----------------|-----------------|-------------|----------------|-------------|----------------|-----------------|-----------|------------|------------|
| 1979-80 | 29-19 | 88-212 | 41.5 | 40-53 | 75.5 | 63-2.2 | 216-7.4 | 16 | 60 | 141 |
| 1980-81 | 31-31 | 107-259 | 41.3 | 69-94 | 73.4 | 111-3.5 | 283-9.1 | 10 | 78 | 181 |
| 1981-82 | 32-31 | 122-322 | 37.8 | 80-116 | 68.9 | 134-4.2 | 324-10.1 | 8 | 61 | 209 |
| 1982-83 | 28-28 | 141-296 | 47.6 | 71-102 | 69.6 | 133-4.7 | 353-12.6 | 10 | 73 | 200 |
| Career | 120-109 | 458-1089 | 42.0 | 260-365 | 71.0 | 441-3.7 | 1176-9.8 | 44 | 272 | 731 |



19. Jocelyn Mills (6-0, Center, 1990-93) - 1,170

| Year | GP/GS | FG-FGA | PCT | 3P-3PA | PCT | FT-FTA | PCT | REB-AVG | PTS-AVG | Steals | Assists |
|---------------|---------------|----------------|-------------|------------|-------------|----------------|-------------|----------------|------------------|------------|-----------|
| 1989-90 | 28-7 | 92-181 | 50.8 | - | - | 56-78 | 71.8 | 132-4.7 | 240-8.6 | 24 | 16 |
| 1990-91 | 28-28 | 136-279 | 48.7 | - | - | 85-135 | 63.0 | 250-8.9 | 360-12.9 | 54 | 31 |
| 1991-92 | 19-4 | 47-115 | 40.9 | - | - | 44-65 | 67.7 | 111-5.8 | 138-7.3 | 16 | 15 |
| 1992-93 | 28-28 | 174-344 | 50.6 | 2-9 | 22.2 | 82-124 | 66.1 | 210-7.5 | 432-15.4 | 41 | 30 |
| Career | 103-67 | 449-919 | 48.0 | 2-9 | 22.2 | 267-402 | 66.0 | 703-6.8 | 1170-11.4 | 135 | 92 |



20. Karen Mosley (6-3, Forward/Center, 1983-86) - 1,135

| Year | GP/GS | FG-FGA | PCT | FT-FTA | PCT | REB-AVG | PTS-AVG | Blocks | Steals | Assists |
|---------------|---------------|----------------|-------------|----------------|-------------|----------------|------------------|-----------|-----------|-----------|
| 1982-83 | 28-0 | 44-82 | 53.6 | 33-51 | 65.0 | 94-3.3 | 121-4.3 | 2 | 12 | 6 |
| 1983-84 | 28-15 | 148-286 | 51.7 | 58-71 | 81.7 | 186-6.6 | 354-12.6 | 11 | 23 | 30 |
| 1984-85 | 26-26 | 142-293 | 48.4 | 53-77 | 68.8 | 179-6.9 | 337-12.9 | 18 | 29 | 21 |
| 1985-86 | 27-23 | 136-248 | 54.8 | 51-73 | 69.9 | 174-6.4 | 323-12.0 | 16 | 28 | 31 |
| Career | 109-64 | 470-909 | 51.0 | 195-272 | 71.0 | 633-5.8 | 1135-10.4 | 47 | 92 | 88 |



21. Janet Timperman (5-10, Guard/Forward, 1976-79) - 1,080

| Year | GP/GS | FG-FGA | PCT | FT-FTA | PCT | REB-AVG | PTS-AVG | Steals | Assists | |
|----------------------------------------------------|---------------------|---------|------|--------|------|---------|---------|--------|---------|--|
| 1975-76 | Stats Not Available | | | | | | | | | |
| 1976-77 | - | - | - | - | - | 9.5 | 12.6 | - | - | |
| 1977-78 | 35-35 | 135-344 | 39.2 | 23-35 | 69.0 | 152-4.3 | 293.8.4 | - | 60 | |
| 1978-79 | 29-27 | 112-284 | 39.4 | 31-40 | 77.5 | 136-4.7 | 255-8.8 | 52 | 52 | |
| Career: Complete career stats not available | | | | | | | | | | |



22. Tedra Eberhart (5-11, Guard/Forward, 1991-94) - 1,071

| Year | GP/GS | FG-FGA | PCT | 3P-3PA | PCT | FT-FTA | PCT | REB-AVG | PTS-AVG | Blocks | Steals | Assists |
|---------------|---------------|----------------|-------------|---------------|-------------|----------------|-------------|----------------|-----------------|-----------|------------|------------|
| 1990-91 | 29-0 | 55-131 | 42.0 | - | - | 19-24 | 79.2 | 73-2.5 | 130-4.5 | 7 | 23 | 16 |
| 1991-92 | 29-1 | 77-173 | 44.5 | - | - | 38-51 | 74.5 | 84-2.9 | 211-7.3 | 4 | 38 | 15 |
| 1992-93 | 27-26 | 103-262 | 39.3 | - | - | 51-84 | 60.7 | 150-5.6 | 270-10.0 | 7 | 57 | 44 |
| 1993-94 | 28-28 | 168-367 | 45.8 | 38-101 | 37.6 | 86-113 | 76.1 | 180-6.4 | 460-16.4 | 11 | 70 | 64 |
| Career | 113-55 | 458-933 | 49.0 | 38-101 | 37.6 | 194-272 | 71.0 | 487-4.3 | 1071-9.5 | 29 | 188 | 139 |



23. Kim Denkins (6-3, Center, 1995-98) - 1,057

| Year | GP/GS | FG-FGA | PCT | FT-FTA | PCT | REB-AVG | PTS-AVG | Blocks | Steals | Assists |
|---------------|---------------|----------------|-------------|----------------|-------------|----------------|-----------------|-----------|------------|-----------|
| 1994-95 | 27-9 | 56-131 | 42.7 | 35-48 | 72.9 | 142-5.3 | 147-5.4 | 16 | 25 | 17 |
| 1995-96 | 27-27 | 159-310 | 51.3 | 99-138 | 71.7 | 242-9.0 | 417-15.4 | 15 | 30 | 23 |
| 1996-97 | 25-21 | 88-199 | 44.2 | 71-94 | 75.5 | 193-7.7 | 247-9.9 | 13 | 25 | 31 |
| 1997-98 | 28-20 | 91-173 | 52.6 | 64-88 | 72.7 | 185-6.6 | 246-8.8 | 22 | 28 | 24 |
| Career | 107-77 | 394-813 | 48.0 | 269-368 | 73.0 | 762-7.1 | 1057-9.9 | 66 | 108 | 95 |



24. Debbie Miller (6-1, Guard, 1984-87) - 1,031

| Year | GP/GS | FG-FGA | PCT | FT-FTA | PCT | REB-AVG | PTS-AVG | Blocks | Steals | Assists |
|---------------|---------------|----------------|-------------|----------------|-------------|----------------|-----------------|-----------|------------|-----------|
| 1983-84 | 24-0 | 24-46 | 52.1 | 21-25 | 84.0 | 74-3.0 | 609-2.9 | 2 | 9 | 11 |
| 1984-85 | 28-27 | 73-149 | 49.0 | 53-66 | 80.3 | 151-5.4 | 199-7.1 | 22 | 30 | 29 |
| 1985-86 | 29-23 | 138-229 | 60.3 | 84-108 | 77.8 | 168-5.8 | 360-12.4 | 20 | 36 | 16 |
| 1986-87 | 28-28 | 161-275 | 58.5 | 81-101 | 80.2 | 223-8.0 | 403-14.4 | 22 | 37 | 27 |
| Career | 109-78 | 396-699 | 56.0 | 239-300 | 79.0 | 616-5.7 | 1031-8.5 | 66 | 112 | 83 |



25. Laura Meadows (6-3, Forward/Guard, 1998-2000) - 1,024

| Year | GP/GS | FG-FGA | PCT | 3P-3PA | PCT | FT-FTA | PCT | REB-AVG | PTS-AVG | Blocks | Steals | Assists |
|---------------|--------------|----------------|-------------|---------------|-------------|----------------|-------------|----------------|------------------|-----------|------------|------------|
| 1997-98 | 28-27 | 114-329 | .347 | 43-129 | .333 | 39-54 | .722 | 162-5.8 | 310-11.1 | 35 | 47 | 93 |
| 1998-99 | 32-32 | 147-339 | .434 | 31-94 | .330 | 67-97 | .691 | 195-6.1 | 392-12.3 | 33 | 42 | 93 |
| 1999-2000 | 29-21 | 140-271 | .517 | 3-15 | .200 | 39-68 | .574 | 188-6.5 | 322-11.1 | 27 | 39 | 62 |
| Career | 89-80 | 401-939 | .427 | 77-238 | .324 | 145-219 | .662 | 545-6.1 | 1024-11.5 | 95 | 128 | 248 |



26. Sandy Harding (5-10, Guard, 1984-87) - 1,023

| Year | GP/GS | FG-FGA | PCT | FT-FTA | PCT | REB-AVG | PTS-AVG | Steals | Assists |
|---------------|----------------|----------------|-------------|----------------|-------------|----------------|-----------------|------------|------------|
| 1983-84 | 28-27 | 76-158 | 48.1 | 27-38 | 71.0 | 71-2.5 | 179-6.4 | 55 | 168 |
| 1984-85 | 27-25 | 84-181 | 46.4 | 60-74 | 81.1 | 58-2.1 | 228-8.4 | 52 | 170 |
| 1985-86 | 28-25 | 114-229 | 49.8 | 37-45 | 82.2 | 63-2.2 | 265-9.5 | 53 | 183 |
| 1986-87 | 28-28 | 151-287 | 52.6 | 49-67 | 73.1 | 99-3.5 | 351-12.5 | 64 | 185 |
| Career | 111-105 | 425-855 | 49.0 | 173-224 | 77.0 | 291-2.6 | 1023-9.2 | 224 | 706 |



UK HOOPS

KENTUCKY

OUTLOOK

WILDCATS

STAFF

REVIEW

RECORDS

HISTORY

HONORS

OPPONENTS

MEDIA INFO

ALL-TIME WILDCAT LETTER WINNERS

-A-

Adams, Rita 2000-2003
 Alcius, Natassia 2004-2007
 Alexander, Carolyn 1999-2000
 Andrew, Audre 1983

-B-

Baker, Stephanie 1993-1995
 Baluyut, Arlene 1979
 Barber, Cathy 1980
 Barnes, Jaye 1998-1999
 Beickman, Julie 1996
 Bett, Catina 2008-Present
 Bonets, Aisha 2001
 Bowman, Chant 2005-2008
 Boyd, Patrice 1997-1998
 Boyd, Terry 1978
 Browning, Pam 1978

-C-

Campbell, Kayla 1991-1994
 Christman, Stephanie 1998-2000
 Chowning, Chelsea 2008
 Collins, Lisa 1981-1984
 Combs, Mitzi 1978
 Croley, Bebe 1985-1988
 Cushenberry, Kristi 1989-1992
 Custard, Mary 1989

-D-

Daniel, Mia 1990-1993
 Davis, Tracye 1988-1991
 Denkins, Kim 1995-1998
 Donhoff, Maria 1978-1981
 Dowdell, Tammy 1990
 Dunlap, Victoria 2008-Present

-E-

Eagan 1978
 Eberhart, Tedra 1991-1994
 Edelen, Brittany 2007-Present
 Edelman, Linda 1978-1980
 Edington, Lori 1980-1982
 Elbert, Lynne 1986-1987
 Elliott, Sarah 2005-2008
 Ellis, Lisa 1989-1990
 Ellis, Racquel 2003-2004
 Embry, Robyn 1997
 Everette, Jenerrie 2001-2004

-F-

Fetter, Denise 1979
 Fogle, Tayna 1979-1982
 Foster-Sutton, Vanessa 1989-1990
 Franklin, Amani 2007-Present
 Freeman, Shannon 1987

-G-

Gamble, LaQwasha 2006
 Garland, Sharon 1980
 Goin, Jennifer 2003-2004
 Grassi, Kristen 2003-2004
 Gray, Jennifer 1991-1994
 Greenfield, Carmen 1996
 Grigsby, Geri 1978-1980

-H-

Harding, Sandy 1984-1987
 Harrell, Davitria 1987-1988
 Hawthorne, Dasieka 2001-2002
 Hay, Nikki 1997-1998
 Hedges, Patty Jo 1980-1983
 Helm, SeSe 2001-2004
 Higginbotham, Stephanie 1994-1995
 Hobgood, Jamie 1989-1991
 Hoskins, Debbie 1988
 Hudgens, Laurie 1985-1986
 Humphrey, Jennifer 2003-2007
 Hurst 1978

-J-

Jackson, Erica 1999-2000
 Jackson, Jenn'e 2006-Present
 Jackson, Vonda 1995-1998
 Jansen, Christina 1993-1996
 Johnson, Jennifer 1990
 Jones, Shambrica 2001-2004
 Jordan, Christie 1991-1994

-K-

Keith, Rae 1999
 Killen, Karen 1991-1992
 Koach, Karri 1992-1995
 Kogoy, Beth 1981

-L-

Ladson, E'Lisa 2004
 Langelier, Melissa 2000
 Leonard, Pattresa 1990-1992
 Lewis, Lynnette 1981, 1983-1984
 Lokie, Kathy 1981-1982
 Love, Tiundra 1991
 Lukschu, Liz 1978-1981
 Lykins 1978

-M-

Mack, Debbie 1978-1979
 Mahoney, Samantha 2005-2008
 Manning, Shawn 1996-1997
 Martin, Donna 1981-1984
 Martinez, Natalie 1997-2000
 McDole, LaTonya 1999-2002
 McIntyre, Stacy 1989-1992

McKinley, Becky 1993
 Meadows, Laura 1998-2000
 Mendeng, Alvine 2001-2002
 Miller, Debbie 1984-1987
 Miller, Kris 1987-1990
 Miller, Shelly 1985-1986
 Mills, Jocelyn 1990-1993
 Mitchell, Domonique 1996
 Mjoseh, Jeannie 1978
 Morrow, Carly 2008-Present
 Mosley, Karen 1983-1986
 Mountain, Ruth 1989

-N-

Naiser, Terri 1982-1983
 Nichols, Leslie 1983-1986

-O-

Oden, Debra 1978-1980
 Ormerod, Carly 2006-Present
 Ousley, Beth 1988
 Owens, Shantia 1999-2000

-P-

Patterson, Niecee 2002
 Payne, Danyelle 2002-2005
 Pennie, Michele 1985-1988
 Perry, Afton 2004, 2006
 Peterson, Latasha 1995
 Pfeiffer, Jenny 2003-2004, 2006-2007
 Phillips, Angela 2004-2005
 Potts, Sara 2002-2005
 Proctor, Cathy 1990-1993

-R-

Reasor, Rebekah 1991-1992
 Reed, Stacey 1992-1995
 Roberts, Chrissy 1994-1995
 Roberts, Shaunda 1995-1997
 Roddy, Eleia 2005-Present
 Rose 1983
 Ross, Natasha 1998
 Runge, Jody 1981-1984

-S-

Salhi, Malinka 1989-1990
 Sarkalahti, Anne 1989-1990
 Schultz, Jenny 2002
 Seaton, Tanesha 1999-2000
 Shrum, Pam 1986-1989
 Simpson, Lyssa 1994
 Sizemore, Bonnie 1979
 Smith, Amber 2008-Present
 Spence, Lora 1987-1989
 Stephens, Diane 1982-1985
 Stevens, Angel 1988-1989

Stewart, Theresa 1989
 Still, Valerie 1980-1983
 Stoglin, Stephanie 2001-2002
 Stumbo, Stephanie 2003-06
 Swarens, Julie 1993-1995

-T-

Tarantini, Monique 1985-1988
 Tate, Keiko 2002-2005
 Taylor, Oreonna 2006
 Tillman, Tory 1996
 Timperman, Janet 1978-1979

-U-

Upton, Laura 1978

-V-

Vieth, Katie 1997-2000

-W-

Wait, Tiffany 1996-2000
 Wardford, Keeoma 1994-1995
 Warren, Melanie 1984-1987
 Watkins, Lydia 2007-Present
 Webb, Marcia 1996
 Whitaker, Jodie 1986-1989
 Wise, Lea 1980-1983

-Y-

Young, Kenya 1998-1999
 Young, Nikki 2000-2001

Note: Letter winners begin during the 1977-78 season

Miss Basketball & UK Hoops

Kentucky has been the home to six winners of Kentucky's Miss Basketball award. The award, given annually to the top high school basketball player in the state of Kentucky, has been awarded annually since 1976.

Kentucky Miss Basketball Winners at UK

1977 Geri Grigsby, McDowell (1978-80)
 1980 Lisa Collins, Laurel County (1981-84)
 1986 Kris Miller, Owensboro Catholic (1987-90)
 1992 Becky Miller, Bullitt East (1993)
 2005 Carly Ormerod, Sacred Heart (2006-Present)
 2007 Rebecca Gray, Scott County (Present)

YEAR-BY-YEAR STARTERS

1977-78

F—Debra Oden (10.9 ppg, 10.6 rpg), So.
 F—Janet Timperman (8.4 ppg, 4.3 rpg), Jr.
 G—Linda Edelman (9.0 ppg, 3.3 rpg), So.
 G—Geri Grigsby (7.8 ppg, 1.4 rpg), Fr.
 G—Debbie Mack (6.8 ppg, 0.9 rpg), Jr.

1978-79

F—Debra Oden (8.9 ppg, 7.8 rpg), Jr.
 F—Janet Timperman (8.8 ppg, 4.7 rpg), Sr.
 C—Elisabeth Lukschu (14.8 ppg, 7.1 rpg), So.
 G—Linda Edelman (7.5 ppg, 4.3 rpg), Jr.
 G—Geri Grigsby (7.4 ppg, 1.9 rpg), So.

1979-80

F—Valerie Still (22.1 ppg, 13.9 rpg), Fr.
 F—Maria Donhoff (7.7 ppg, 5.2 rpg), Jr.
 C—Elisabeth Lukschu (15.2 ppg, 6.9 rpg), Jr.
 G—Patty Jo Hedges (7.4 ppg, 2.2 rpg), Fr.
 G—Lea Wise (8.2 ppg, 2.2 rpg), Fr.

1980-81

F—Maria Donhoff (8.2 ppg, 5.5 rpg), Sr.
 F—Valerie Still (20.9 ppg, 10.9 rpg), So.
 C—Elisabeth Lukschu (14.7 ppg, 6.6 rpg), Sr.
 G—Patty Jo Hedges (8.1 ppg, 3.5 rpg), So.
 G—Lea Wise (7.4 ppg, 2.0 rpg), So.

1981-82

F—Tanya Fogle (10.9 ppg, 5.6 rpg), Sr.
 F—Valerie Still (24.8 ppg, 14.3 rpg), Jr.
 G—Lisa Collins (7.7 ppg, 4.2 rpg), So.
 G—Patty Jo Hedges (10.1 ppg, 4.2 rpg), Jr.
 G—Lea Wise (11.6 ppg, 2.5 rpg), Jr.

1982-83

F—Leslie Nichols (11.4 ppg, 7.0 rpg), Fr.
 F—Valerie Still (25.0 ppg, 12.0 rpg), Jr.
 G—Lisa Collins (7.3 ppg, 3.7 rpg), So.
 G—Patty Jo Hedges (12.6 ppg, 4.7 rpg), Sr.
 G—Lea Wise (12.1 ppg, 2.3 rpg), Sr.

1983-84

F—Lisa Collins (12.3 ppg, 3.7 rpg), Sr.
 F—Leslie Nichols (18.4 ppg, 8.0 rpg), So.
 C—Jody Runge (9.0 ppg, 3.7 rpg), Sr.
 G—Sandy Harding (6.4 ppg, 2.5 rpg), Fr.
 G—Diane Stephens (12.7 ppg, 2.9 rpg), Jr.

1984-85

F—Karen Mosley (12.9 ppg, 6.9 rpg), Jr.
 F—Leslie Nichols (18.4 ppg, 9.1 rpg), Jr.
 C—Debbie Miller (7.1 ppg, 5.4 rpg), So.
 G—Diane Stephens (12.6 ppg, 3.7 rpg), Sr.
 G—Sandy Harding (8.4 ppg, 2.1 rpg), So.

1985-86

F—Karen Mosley (12.0 ppg, 6.4 rpg), Sr.
 F—Leslie Nichols (16.7 ppg, 7.4 rpg), Sr.
 C—Debbie Miller (12.4 ppg, 5.8 rpg), So.
 G—Belitta Croley (12.1 ppg, 5.4 rpg), So.
 G—Sandy Harding (9.5 ppg, 2.2 rpg), Jr.

1986-87

F—Pam Shrum (3.4 ppg, 2.8 rpg), So.
 C—Debbie Miller (14.4 ppg, 8.0 rpg), Sr.
 G—Belitta Croley (17.7 ppg, 7.1 rpg), Jr.
 G—Sandy Harding (12.5 ppg, 3.5 rpg), Sr.
 G—Jodie Whitaker (12.1 ppg, 3.7 rpg), So.

1987-88

F—Pam Shrum (13.7 ppg, 7.1 rpg), Jr.
 F—Lora Spencer (6.2 ppg, 4.5 rpg), So.
 G—Belitta Croley (17.5 ppg, 8.3 rpg), Sr.
 G—Monique Tarantini (7.6 ppg, 3.6 rpg), Sr.
 G—Jodie Whitaker (15.7 ppg, 4.6 rpg), So.

1988-89

F—Kristi Cushenberry (12.9 ppg, 3.9 rpg), Fr.
 F—Pam Shrum (8.5 ppg, 4.0 rpg), So.
 C—Vanessa Foster-Sutton (8.5 ppg, 6.1 rpg), Jr.
 G—Ruth Mountain (9.6 ppg, 4.2 rpg), Jr.
 G—Jodie Whitaker (12.8 ppg, 3.8 rpg), Sr.

1989-90

F—Vanessa Foster-Sutton (12.5 ppg, 7.6 rpg), Sr.
 F—Stacy McIntyre (7.6 ppg, 4.7 rpg), So.
 C—Lisa Ellis (11.4 ppg, 7.0 rpg), Sr.
 G—Kristi Cushenberry (11.5 ppg, 2.6 rpg), So.
 G—Malinda Salhi (6.1 ppg, 1.8 rpg), Sr.

1990-91

F—Patressa Leonard (8.3 ppg, 5.5 rpg), So.
 F—Stacy McIntyre (15.0 ppg, 5.1 rpg), Jr.
 C—Jocelyn Mills (12.9 ppg, 8.9 rpg), So.
 G—Kristi Cushenberry (11.0 ppg, 3.0 rpg), Jr.
 G—Tracye Davis (9.9 ppg, 3.4 rpg), Sr.

1991-92

F—Patressa Leonard (7.8 ppg, 6.0 rpg), Jr.
 F—Stacy McIntyre (16.1 ppg, 4.9 rpg), Sr.
 C—Jennifer Gray (4.6 ppg, 3.2 rpg), So.
 G—Kristi Cushenberry (10.7 ppg, 3.0 rpg), Jr.
 G—Stacey Reed (8.9 ppg, 2.9 rpg), Fr.

1992-93

F—Mia Daniel (10.7 ppg, 6.5 rpg), Sr.
 F—Jocelyn Mills (15.4 ppg, 7.5 rpg), Sr.
 C—Jennifer Gray (7.8 ppg, 4.4 rpg), Jr.
 G—Tedra Eberhart (10.0 ppg, 5.6 rpg), Jr.
 G—Stacey Reed (11.4 ppg, 4.0 rpg), So.

1993-94

F—Christie Jordan (7.3 ppg, 4.5 rpg), Sr.
 C—Karri Koach (6.2 ppg, 4.8 rpg), Jr.
 G—Tedra Eberhart (16.4 ppg, 6.4 rpg), Sr.
 G—Christina Jansen (7.6 ppg, 2.4 rpg), So.
 G—Stacey Reed (18.2 ppg, 6.8 rpg), Jr.

1994-95

F—Stephanie Baker (1.7 ppg, 2.2 rpg), Sr.
 C—Karri Koach (12.4 ppg, 5.9 rpg), Sr.
 G—Christina Jansen (6.8 ppg, 3.1 rpg), Jr.
 G—Stacey Reed (13.8 ppg, 6.8 rpg), Sr.
 G—Chrissy Roberts (7.9 ppg, 3.0 rpg), So.

1995-96

F—Shawn Manning (6.3 ppg, 4.0 rpg), Fr.
 F—Shaunda Roberts (17.8 ppg, 7.1 rpg), So.
 C—Kim Denkins (15.4 ppg, 9.0 rpg), So.
 G—Julie Beickman (5.6 ppg, 2.3 rpg), Sr.
 G—Christina Jansen (4.3 ppg, 3.5 rpg), Sr.

1996-97

F—Kim Denkins (9.9 ppg, 7.7 rpg), Jr.
 C—Katie Vieth (7.4 ppg, 3.6 rpg), Fr.
 G—Nikki Hay (8.3 ppg, 5.0 rpg), Jr.
 G—Natalie Martinez (6.3 ppg, 2.2 rpg), Fr.
 G—Tiffany Wait (12.4 ppg, 4.0 rpg), Fr.

1997-98

F—Jaye Barnes (14.7 ppg, 5.7 rpg), Jr.
 F—Natalie Martinez (3.9 ppg, 2.1 rpg), So.
 C—Kim Denkins (8.8 ppg, 6.6 rpg), Sr.
 G—Laura Meadows (11.1 ppg, 5.8 rpg), Fr.
 G—Tiffany Wait (11.6 ppg, 2.9 rpg), Fr.

1998-99

F—LaTonya McDole (8.3 ppg, 5.5 rpg), Fr.
 C—Shantia Owens (8.3 ppg, 6.4 rpg), Jr.
 G—Erica Jackson (11.5 ppg, 3.0 rpg), Jr.
 G—Laura Meadows (12.2 ppg, 6.1 rpg), So.
 G—Tiffany Wait (13.7 ppg, 3.2 rpg), Jr.

1999-00

F—LaTonya McDole (11.6 ppg, 6.0 rpg), So.
 C—Shantia Owens (9.2 ppg, 7.6 rpg), Sr.
 G—Erica Jackson (10.7 ppg, 3.1 rpg), Sr.
 G—Laura Meadows (11.1 ppg, 6.5 rpg), Jr.
 G—Tiffany Wait (9.6 ppg, 2.5 rpg), Sr.

2000-01

F—LaTonya McDole (12.8 ppg, 7.1 rpg), Jr.
 F—Alvine Mendeng (6.4 ppg, 4.7 rpg), Fr.
 C—SeSe Helm (12.3 ppg, 4.7 rpg), Fr.
 G—Rita Adams (9.1 ppg, 3.7 rpg), So.
 G—Dasieka Hawthorne (5.9 ppg, 2.2 rpg), Fr.

2001-02

F—Shambrica Jones (6.0 ppg, 3.9 rpg), So.
 F—LaTonya McDole (8.1 ppg, 5.8 rpg), Sr.
 C—SeSe Helm (17.0 ppg, 6.7 rpg), So.
 G—Rita Adams (11.0 ppg, 4.6 rpg), Jr.
 G—Sara Potts (8.5 ppg, 2.3 rpg), Fr.

2002-03

F—Jennifer Humphrey (7.2 ppg, 5.5 rpg), Fr.
 C—SeSe Helm (11.4 ppg, 6.5 rpg), Jr.
 G—Rita Adams (13.6 ppg, 3.9 rpg), Sr.
 G—Jenny Pfeiffer (10.3 ppg, 2.3 rpg), Fr.
 G—Sara Potts (12.1 ppg, 3.9 rpg), So.

2003-04

F—Shambrica Jones (7.0 ppg, 5.9 rpg), Sr.
 C—SeSe Helm (14.0 ppg, 6.8 rpg), Sr.
 G—Jenny Pfeiffer (11.8 ppg, 1.5 rpg), So.
 G—Angela Phillips (6.0 ppg, 2.3 rpg), Fr.
 G—Sara Potts (16.8 ppg, 6.5 rpg), Jr.

2004-05

F—Sara Potts (15.6 ppg, 5.3 rpg), Sr.
 F—Chant Bowman (4.9 ppg, 3.9 rpg), Fr.
 C—Jennifer Humphrey (6.9 ppg, 6.0 rpg), Jr.
 G—Angela Phillips (4.6 ppg, 1.7 rpg), So.
 G—Sam Mahoney (10.6 ppg, 3.2 rpg), Fr.

2005-06

F—Jennifer Humphrey (6.1 ppg, 8.5 rpg), Sr.
 F—Chant Bowman (2.7 ppg, 2.5 rpg), So.
 C—Sarah Elliott (11.2 ppg, 5.9 rpg), So.
 G—Carly Ormerod (9.6 ppg, 3.0 rpg), Fr.
 G—Sam Mahoney (11.9 ppg, 2.6 rpg), So.

2006-07

F—Jennifer Humphrey (8.6 ppg, 10.3 rpg), Sr.
 F—Chant Bowman (3.5 ppg, 2.2 rpg), Jr.
 C—Sarah Elliott (13.5 ppg, 7.0 rpg), Jr.
 G—Carly Ormerod (9.8 ppg, 3.7 rpg), So.
 G—Sam Mahoney (12.4 ppg, 3.6 rpg), Jr.

2007-08

F—Victoria Dunlap (7.3 ppg, 6.9 rpg), Fr.
 F—Amani Franklin (6.5 ppg, 3.7 rpg), So.
 C—Sarah Elliott (10.3 ppg, 5.9 rpg), Sr.
 G—Amber Smith (6.7 ppg, 3.4 rpg), Fr.
 G—Sam Mahoney (13.6 ppg, 3.0 rpg), Sr.

Note: Starters are listed by most games started

CATS BY THE NUMBERS

UK HOOPS
KENTUCKY
OUTLOOK
WILDCATS
STAFF
REVIEW
RECORDS
HISTORY
HONORS
OPPONENTS
MEDIA INFO



00
Ormerod, Carly



1
Roddy, Eleia



2
Chowning, Chelsea
Sanders, Jackie



3
Grigsby, Geri
Potts, Sara
Rowe, Sarah
Sizemore, Bonnie
Spencer, Lora
Taylor, Oreonna



4
Adams, Rita
Elliott, Sarah
Martinez, Natalie
Reed, Stacey
Snowden, Keyla
Stephens, Diane



5
Alexander, Carolyn
Grigsby, Geri
Harding, Sandy
Hoskins, Debbie
Johnson, Jennifer
Morrow, Carly
Schultz, Jenny
Stewart, Theresa



10
Alcius, Natassia
Collins, Lisa
Cowan, Nancy
Edelman, Linda
Lomax, Ali
McIntyre, Stacy
Mendeng, Alvine



11
Everette, Jenerrie
Koach, Karri
Mahoney, Samantha
Nichols, Leslie
Malinka, Salhi
Timperman, Janet
Wait, Tiffany



12
Cushenberry, Kristi
Payne, Danyelle
Simpson, Lyssa
Still, Valerie
Watkins, Lydia



13
Boyd, Terry
Connolly, Kristin
Galloway, Cathy
Ellis, Lisa
Fetter, Denisse
Hedges, Patty Jo



14
Embry, Robyn
Hobgood, Jamie
Phillips, Angela
Sarkalahti, Anne
Tarantini, Monique
Wise, lea



15
Edelen, Brittany
Ellis, Racquel
Mack, Debbie
Mitchell, Domonique
Whitaker, Jodie
Young, Nikki



20
Browning, Pam
Bowman, Chanté
Grassi, Kristen
Miller, Shelly



21
Davis, Tracye
Donhoff, Maria
Jackson, Jenn'e
Lewis, Karen
McDole, LaTonya
Payne, Danyelle



22
Adams, Rita
Andrew, Audre
Barber, Cathy
Lokie, Kathy
Pennie, Michele
Stumbo, Stephanie
Wardford, Keeoma



23
Combs, Mitzi
Custard, Mary
Galloway, Terri
Gamble, LaQwesa
Gray, Rebecca
Hawthorne, Dasieka
Hay, Nikki
Keith, Rae
Langelier, Melissa
Leonard, Pattresa
Stumbo, Stephanie



24
Elbert, Lynne
Foster-Sutton, Vanessa
Jackson, Erica
Love, Tiundra
Martin, Donna
Smith, Amber



25
Barry, Ceal
Frankin, Amani
Goin, Jennifer
Roberts, Chrissy
Runge, Jody
Tillman, Tory
Vieth, Katie



30
Barnes, Jaye
Combs, Mitzi
Daniel, Mia
Jones, Shambrica
Warren, Melaine



31
Eberhart, Tedra



32
Bett, Catina
Edgington, Lori
Humphrey, Jennifer
Miller, Kris
Reasor, Rebekah
Roberts, Shaunda
Ross, Natasha



33
Baluyut, Arlene
Campbell, Kayla
Christman, Stephanie
Deters, Ann
Greenfield, Carmen
Kidd, Lisa
Miller, Debbie
Naiser, Terri
Ousley, Beth
Patterson, Niecee
Pfeiffer, Jenny



34
Baker, Stephanie
Dunlap, Victoria
Killen, Karen
Owens, Shantia
Perry, Afton
Shrum, Pam



35
Bonets, Aisha
Boyd, Patrice
Grigsby, Geri
McKinley, Becky
Peterson, Latasha



40
Harrell, Davitria
Jansen, Christina
Lewis, Lynnette
Tate, Keiko
Young, Kenya



41
Ladson, E'Lisa
Runge, Jody
Webb, Marcia



42
Hudgens, Laurie
Mills, Jocelyn
Seaton, Tanesha



43
Jordan, Christie
Kogoy, Beth
Mjoseh, Jeannie



44
Beickman, Julie
Freeman, Shannon
Meadowns, Laura
Mosley, Karen
Swarens, Julie



45
Manning, Shawn
Stoglin, Stephanie
Upton, Laura



50
Croley, Bebe
Garland, Sharon
Higginbotham, Stephanie



51
Baker, Stephanie
Jackson, Vonda
Oden, Debra



52
Denkins, Kim
Dowdell, Tammy
Gray, Jennifer



53
Helm, SeSe
Lukschu, Liz
Manning, Shawn



55
Fogle, Tanya
Proctor, Cathy
Stevens, Angel

Note: Some players wore multiple numbers over the course of their career, all numbers each individual wore are listed. Numbers begin 1978-present.

The followings players' numbers were unavailable: Eagan (1978), Hurst (1978), Lykins (1978), Mountain (1989), and Rose (1993).

DETERMINATION

“Championship teams show **determination** by having the will and **strength** to fight for what they believe in or what they want to **accomplish.**”

#24 • SOPHOMORE
AMBER SMITH



OPPONENTS

2008-09 OPPONENTS

MICHIGAN



Kevin Borseth

Nov. 15,
2008
Lexington,
Ky.



Carly Benson

Quick Facts

Location: Ann Arbor, Mich.
Enrollment: 38,006
Founded: 1817
Conference: Big Ten
Nickname: Wolverines
Colors: Maize & Blue
Arena (Capacity): Crisler Arena (13,751)

University Personnel

President: Mary Sue Coleman
Athletics Director: William C. Martin
Athletics Department Phone: (734) 647-2583

Media Information

Basketball Contact: Jessica Poole
Office Phone: (734) 936-3457
E-mail Address: jepoole@umich.edu
SID Mailing Address:
Athletic Media Relations
1000 South State Street
Ann Arbor, MI 48109-2201
Press Row Phone: (734) 998-7188
Web site: MGoBlue.com
FAX Number: (734) 647-1188
Basketball Office Phone: (734) 647-2918

Coaching Staff

Head Coach (Alma Mater): Kevin Borseth
(Lake Superior State, '76)
Record at Michigan: 19-14 (2nd season)
Overall Record: 525-224 (27th season)
Associate Head Coach: Dawn Pnitzweit
Assistant Coach: Tianna Kirkland, Mike Williams

Kentucky vs. Michigan

Series Record: 1-2
At Lexington: 1-0
At Ann Arbor: 0-1
At Neutral: 0-1
Overall Streak: Lost 2
Last Game: Dec. 8, 2007, UK 59 - UM 63 (A)

Opponent Team Info

2007-08 Record: 19-14
Conference Record (Place): 9-9 (T-6th)
Starters Returning/Lost: 3/2
Letterwinners Returning/Lost: 10/4
Newcomers: 4

CINCINNATI



J. Kelley Hall

Nov. 17,
2008
Lexington,
Ky.



Jill Stephens

Quick Facts

Location: Cincinnati, Ohio
Enrollment: 36,518
Founded: 1819
Conference: Big East
Nickname: Bearcats
Colors: Red & Black
Arena (Capacity): Fifth Third Arena (13,176)

University Personnel

President: Dr. Nancy L. Zimpher
Athletics Director: Mike Thomas
Athletics Department Phone: (513) 556-4603

Media Information

Basketball Contact: Jeremy Martin
Office Phone: (513) 556-5191
E-mail Address: jeremy.martin@uc.edu
SID Mailing Address:
2751 O'Varsity Way, Suite 860
Richard E. Lindner Center
P.O. Box 210021
Cincinnati, OH 45221-0021
Press Row Phone: (513) 556-3800
Web site: GoBEARCATS.com
FAX Number: (513) 556-0619
Basketball Office Phone: (513) 556-2255

Coaching Staff

Head Coach (Alma Mater): J. Kelley Hall (Troy State, '82)
Record at Cincinnati: 12-16 (2nd season)
Overall Record: 302-134 (15th season)
Associate Head Coach: Todd Schaefer
Assistant Coaches: Tari Cummings, George Tuttle

Kentucky vs. Cincinnati

Series Record: 18-6
At Lexington: 13-0
At Cincinnati: 5-5
At Neutral: 0-1
Overall Streak: Lost 1
Last Game: Jan. 2, 2004, UK 52 - UC 60 (A)

Opponent Team Info

2007-08 Record: 12-16
Conference Record (Place): 3-13 (t-14)
Starters Returning/Lost: 4/1
Letterwinners Returning/Lost: 8/3
Newcomers: 5

GEORGE WASHINGTON



Mike Bozeman

Nov. 23,
2008
Lexington,
Ky.



Jessica Adair

Quick Facts

Location: Washington, D.C.
Enrollment: 20,220
Founded: 1821
Conference: Atlantic 10
Nickname: Colonials
Colors: Buff & Blue
Arena (Capacity): Charles E. Smith Athletic Center (5,000)

University Personnel

President: Steven Knapp
Athletics Director: Jack Kvanzc
Athletics Department Phone: (202) 994-6650

Media Information

Basketball Contact: Jesse Hooker
Office Phone: (202) 994-8604
E-mail Address: jhooker@gwu.edu
SID Mailing Address:
600 22nd Street NW
Washington, D.C. 20052
Press Row Phone: (202) 994-1776
Web site: www.GWsports.com
FAX Number: (202) 994-2713
Basketball Office Phone: (202) 994-6387

Coaching Staff

Head Coach (Alma Mater): Mike Bozeman (Fairleigh Dickinson, '88)
Record at GW: (1st season)
Overall Record: (1st season)
Assistant Coaches: Katie Rokus, Kristeena Alexander, Richard Moore

Kentucky vs. George Washington

Series Record: 0-2
At Lexington: 0-0
At Washington D.C.: 0-2
At Neutral: 0-0
Overall Streak: Lost 2
Last Game: Nov. 14, 2007, UK 65 - GW 75 (A)

Opponent Team Info

2007-08 Record: 27-7
Conference Record (Place): 12-2 (T-1st)
Starters Returning/Lost: 2/3
Letterwinners Returning/Lost: 8/4
Newcomers: 7

LONG ISLAND TURKEY CLASSIC (NOV. 28-29)

LONG ISLAND



Gail Striegler



Connie James

Quick Facts

Location: Brooklyn, N.Y.

Enrollment: 11,000

Founded: 1926

Conference: Northeast

Nickname: Blackbirds

Colors: Black & Silver

Arena (Capacity): Wellness, Recreation and Athletic Center (2,500)

University Personnel

President: David J. Steinberg

Athletics Director: John Suarez

Athletics Department Phone: (718) 488-1030

Media Information

Basketball Contact: Shawn Sweeney

Office Phone: (718) 488-1307

E-mail Address: shawn.sweeney@liu.edu

SID Mailing Address:

One University Plaza

Wellness Center/Room 214

Brooklyn, N.Y., 11201

Web site: www.liuathletics.com

FAX Number: (718) 488-3302

Basketball Office Phone: (718) 488-1531

Coaching Staff

Head Coach (Alma Mater): Gail Striegler

(Central Arkansas, '90)

Record at Long Island: (1st season)

Overall Record: 106-128 (9th season)

Assistant Coaches: Cassie Glasrud, John Olenowski,
Destiney Avent**Kentucky vs. Long Island**

Series Record: 1-0

At Lexington: 0-0

At Brooklyn: 0-0

At Neutral: 1-0

Overall Streak: Won 1

Last Game: Dec. 15, 2002, UK 72 - LIU 64 (N)

Opponent Team Info

2007-08 Record: 24-8

Conference Record (Place): 13-5 (4th)

Starters Returning/Lost: 2/3

Letterwinners Returning/Lost: 8/7

Newcomers: 3

NEW HAMPSHIRE



Kristin Cole



Amy Simpson

Quick Facts

Location: Durham, N.H.

Enrollment: 14,000

Founded: 1866

Conference: America East

Nickname: Wildcats

Colors: Blue & White

Arena (Capacity): Lundholm Gymnasium (3,000)

University Personnel

President: Dr. Mark Huddleston

Athletics Director: Marty Scarano

Athletics Department Phone: (603) 862-1850

Media Information

Basketball Contact: Maureen Gavin

Office Phone: (603) 862-3835

E-mail Address: Maureen.Gavin@unh.edu

SID Mailing Address:

145 Main Street

Durham, N.H. 03824

Web site: www.unhwildcats.com

FAX Number: (603) 862-3839

Basketball Office Phone: (603) 862-4059

Coaching Staff

Head Coach (Alma Mater): Kristin Cole (Notre Dame, '94)

Record at Hartford: 7-22 (2nd season)

Overall Record: same

Assistant Coaches: Moutain MacGillivray, Tara Boothe,
Katie Nelson**Kentucky vs. New Hampshire**

Series Record: 1st meeting

Opponent Team Info

2007-08 Record: 7-22

Conference Record (Place): 4-12 (7th)

Starters Returning/Lost: 3/2

Letterwinners Returning/Lost: 11/5

Newcomers: 3

YALE



Chris Gobrecht



Jaime Van Horne

Quick Facts

Location: New Haven, Conn.

Enrollment: 5,200

Founded: 1701

Conference: Ivy League

Nickname: Bulldogs, Elis

Colors: Yale Blue & White

Arena (Capacity): John J. Lee Amphitheater (2,532)

University Personnel

President: Richard C. Levin

Athletics Director: Tom Beckett

Athletics Department Phone: (203) 432-1414

Media Information

Basketball Contact: Drew M. Kingsley

Office Phone: (203) 432-1448

E-mail Address: sports.info@yale.edu

SID Mailing Address:

Box 208216

New Haven, CT 06520

Web site: www.yalebulldogs.com

FAX Number: (203) 432-1454

Basketball Office Phone: (203) 432-1488

Coaching Staff

Head Coach (Alma Mater): Chris Gobrecht (USC, '77)

Record at Yale: 24-58 (4th season)

Overall Record: 449-369 (29th season)

Assistant Coaches: Dianne Nolan, Queen Smith,
Kate McCrae**Kentucky vs. Yale**

Series Record: 1st meeting

Opponent Team Info

2007-08 Record: 9-18

Conference Record (Place): 7-7 (T-4th)

Starters Returning/Lost: 4/1

Letterwinners Returning/Lost: 9/1

Newcomers: 3

XAVIER**Kevin McGuff**

Dec. 2,
2008
Cincinnati,
Ohio

**Amber Harris****Quick Facts**

Location: Cincinnati, Ohio
Enrollment: 6,700
Founded: 1831
Conference: Atlantic-10
Nickname: Musketeers
Colors: Navy Blue, Gray & White
Arena (Capacity): Cintas Center (10,250)

University Personnel

President: Michael J. Graham, S.J.
Athletics Director: Mike Bobinski
Athletics Department Phone: (513) 745-3413

Media Information

Basketball Contact: Pat McKenna
Office Phone: (513) 745-3416
E-mail Address: mckennap@xavier.edu
SID Mailing Address:
 3800 Victory Parkway
 Cincinnati, OH 45207
Press Row Phone: (513) 745-3929
Web site: www.goxavier.com
FAX Number: (513) 745-2825
Basketball Office Phone: (513) 745-3414

Coaching Staff

Head Coach (Alma Mater): Kevin McGuff
 (St. Joseph's of Indiana, '92)
Record at Xavier: 130-59 (7th season)
Overall Record: same
Assistant Coaches: Mike Neighbors, Carla Morrow,
 Amber Stocks Whitford,

Kentucky vs. Xavier

Series Record: 1-5
 At Lexington: 1-3
 At Cincinnati: 0-2
Overall Streak: Lost 1
Last Game: Jan. 1, 2008, UK 46 - XU 51 (H)

Opponent Team Info

2007-08 Record: 24-9
Conference Record (Place): 11-3 (3rd)
Starters Returning/Lost: 5/0
Letterwinners Returning/Lost: 11/1
Newcomers: 3

WESTERN KENTUCKY**Mary Taylor Cowles**

Dec. 4,
2008
Bowling
Green, Ky.

**Dominique Duck****Quick Facts**

Location: Bowling Green, Ky.
Enrollment: 19,265
Founded: 1906
Conference: Sun Belt
Nickname: Lady Toppers
Colors: Red & White
Arena (Capacity): E.A. Diddle Arena (7,326)

University Personnel

President: Dr. Gary Ransdell
Athletics Director: Dr. Camden Wood Selig
Athletics Department Phone: (270) 745-3542

Media Information

Basketball Contact: Chris Glowacki
Office Phone: (270) 745-5388
E-mail Address: chris.glowacki@wku.edu
SID Mailing Address:
 Athletic Media Relations
 Diddle Arena Rm. #1140
 1605 Avenue of Champions
 Bowling Green, KY 42101-1090
Press Row Phone: (270) 745-6941
Web site: www.wkusports.com
FAX Number: (270) 745-3444
Basketball Office Phone: (270) 745-2133

Coaching Staff

Head Coach (Alma Mater): Mary Taylor Cowles
 (Western Kentucky, '92)
Record at WKU: 138-57 (7th season)
Overall Record: same
Associate Head Coach: David Graves
Assistant Coaches: LaTasha Dorsey, Latrice McIn

Kentucky vs. Western Kentucky

Series Record: 17-14
 At Lexington: 10-7
 At Bowling Green: 6-6
 At Neutral: 1-0
Overall Streak: Lost 1
Last Game: Nov. 30, 2007, UK 74 - WKU 78 OT(H)

Opponent Team Info

2007-08 Record: 26-8
Conference Record (Place): 16-2 (1st)
Starters Returning/Lost: 3/2
Letterwinners Returning/Lost: 6/3
Newcomers: 6

FURMAN**Sam Dixon**

Dec. 6,
2008
Lexington,
Ky.

**Kali Holtfreter****Quick Facts**

Location: Greenville, S.C.
Enrollment: 2,600
Founded: 1826
Conference: Southern
Nickname: Paladins
Colors: Purple & White
Arena (Capacity): Timmons Arena (5,000)

University Personnel

President: Dr. David Shi
Athletics Director: Dr. Gary Clark
Athletics Department Phone: (864) 294-2150

Media Information

Basketball Contact: Kim Tonkin
Office Phone: (864) 294-3062
E-mail Address: kim.tonkin@furman.edu
SID Mailing Address:
 3300 Poinsett Highway
 Greenville, SC 29613
Press Row Phone: (864) 294-3620
Web site: furmanpaladins.com
FAX Number: (864) 294-3061
Basketball Office Phone: (864) 294-2055

Coaching Staff

Head Coach (Alma Mater): Sam Dixon (Wooster, '79)
Record at Furman: 83-94 (7th season)
Overall Record: same
Assistant Coaches: Brooke Carrigan-Jackson,
 Jonathon Barbaree, Crystal Weaver

Kentucky vs. Furman

Series Record: 1st meeting

Opponent Team Info

2007-08 Record: 10-20
Conference Record (Place): 5-13 (7th)
Starters Returning/Lost: 4/1
Letterwinners Returning/Lost: 11/3
Newcomers: 4

EAST TENNESSEE STATE

Karen Kemp

Dec. 12,
2008
Lexington,
Ky.



Siarre Evans

Quick Facts

Location: Johnson City, Tenn.
Enrollment: 13,389
Founded: 1911
Conference: Atlantic Sun
Nickname: Buccaneers
Colors: Navy Blue & Old Gold
Arena (Capacity): Memorial Center (6,000)

University Personnel

President: Dr. Paul E. Stanton, Jr.
Athletics Director: Dave Mullins
Athletics Department Phone: (423) 439-4343

Media Information

Basketball Contact: Kevin Brown
Office Phone: (423) 439-5263
E-mail Address: brownk@etsu.edu
SID Mailing Address:
Memorial Center Room, W-146
Corner of State of Franklin and John R. Bell Dr.
Johnson City, TN 37614
Press Row Phone: (423) 439-5329
Web site: www.ETSUBucs.com
FAX Number: (423) 439-6138
Basketball Office Phone: (423) 439-5330

Coaching Staff

Head Coach (Alma Mater): Karen Kemp
(Berry College, '85)
Record at ETSU: 194-204 (15th season)
Overall Record: Same
Assistant Coaches: DeShawne Blocker, Josh Wick,
Kelvin Long

Kentucky vs. ETSU

Series Record: 1-0
At Lexington: 1-0
At Johnson City: 0-0
At Neutral: 0-0
Overall Streak: Won 1
Last Game: Dec. 11, 1982, UK 97 - ETSU 52 (H)

Opponent Team Info

2007-08 Record: 21-12
Conference Record (Place): 14-2 (1st)
Starters Returning/Lost: 3/2
Letterwinners Returning/Lost: 8/5
Newcomers: 4

LOUISVILLE

Jeff Walz

Dec. 14,
2008
Louisville,
Ky.



Angel McCoughtry

Quick Facts

Location: Louisville, Ky.
Enrollment: 22,000
Founded: 1798
Conference: Big East
Nickname: Cardinals
Colors: Red, Black & White
Arena (Capacity): Freedom Hall (18,865)

University Personnel

President: Dr. James Ramsey
Athletics Director: Tom Jurich
Athletics Department Phone: (502) 852-5732

Media Information

Basketball Contact: Kim Pemberton
Office Phone: (502) 852-6581
E-mail Address: kapemb01@louisville.edu
SID Mailing Address:
2100 S. Floyd St., SAC Rm. E203
Louisville, KY 40208
Press Row Phone: (502) 852-5567
Web site: www.UofLsports.com
FAX Number: (502) 852-7401
Basketball Office Phone: (502) 852-7401

Coaching Staff

Head Coach (Alma Mater): Jeff Walz
(Northern Kentucky, '95)
Record at Louisville: 26-10 (2nd season)
Overall Record: 26-10 (2nd Season)
Assistant Coaches: Stephanie Norman, Michelle
Clark-Heard, Bethann Ord

Kentucky vs. Louisville

Series Record: 28-16
At Lexington: 18-4
At Louisville: 9-11
At Neutral: 1-1
Overall Streak: Lost 4
Last Game: Dec. 20, 2007, UK 65 - UofL 80 (H)

Opponent Team Info

2007-08 Record: 26-10
Conference Record (Place): 10-6 (5th)
Starters Returning/Lost: 4/1
Letterwinners Returning/Lost: 8/3
Newcomers: 6

ALABAMA A&M

Altherias Warmley

Dec. 19,
2008
Lexington,
Ky.



Katrich Williams

Quick Facts

Location: Hunstville, Ala.
Enrollment: 6,000
Founded: 1875
Conference: Southwestern
Nickname: Bulldogs
Colors: Maroon & White
Arena (Capacity): T.M. Elmore Gymnasium (6,000)

University Personnel

President: Dr. Beverly Edmond
Athletics Director: Betty K. Austin
Athletics Department Phone: (256) 372-5364

Media Information

Basketball Contact: Jamilah Corbitt
Office Phone: (256) 372-4550
E-mail Address: jcorbitt33@gmail.com
SID Mailing Address:
4900 Meridian Street
T.M. Elmore Gym, Box 17
Normal, AL 35762
Web site: www.aamusports.com
FAX Number: (256) 372-5919
Basketball Office Phone: (256) 372-4008

Coaching Staff

Head Coach (Alma Mater): Altherias Warmley
(Alabama-Birmingham, '90)
Record at Alabama A&M: 82-89 (7th season)
Overall Record: same
Assistant Coaches: Dexter Holt, Dorianne Johnson

Kentucky vs. Alabama A&M

Series Record: 1st meeting

Opponent Team Info

2007-08 Record: 14-14
Conference Record (Place): 12-6 (3rd)
Starters Returning/Lost: 1/4
Letterwinners Returning/Lost: 8/6
Newcomers: 5

UC SANTA BARBARA**Lindsay Gottlieb**

Dec. 21,
2008
Lexington,
Ky.

**Jenna Green****Quick Facts**

Location: Santa Barbara, Calif.
Enrollment: 20,847
Founded: 1944
Conference: Big West
Nickname: Gauchos
Colors: Blue & Gold
Arena (Capacity): The Thunderdome (6,000)

University Personnel

Chancellor: Dr. Henry Young
Athletics Director: Mark Massari
Athletics Department Phone: (805) 893-3272

Media Information

Basketball Contact: Matt Hurst
Office Phone: (805) 893-8603
E-mail Address: Matt.Hurst@athletics.ucsb.edu
SID Mailing Address:
ICA Building
Suite 2201
Santa Barbara, CA 93106-5200
Press Row Phone: (805) 893-4361/4516
Web site: www.UCSBgauchos.com
FAX Number: (805) 893-5225
Basketball Office Phone: (805) 893-7211

Coaching Staff

Head Coach (Alma Mater): Lindsay Gottlieb (Brown, '89)
Record at UCSB: (1st season)
Overall Record: (1st season)
Assistant Coaches: Kelly Barsky, Jaida Williams, Evan Unrau

Kentucky vs. UC Santa Barbara

Series Record: 1st meeting

Opponent Team Info

2007-08 Record: 23-8
Conference Record (Place): 15-1 (1st)
Starters Returning/Lost: 4/1
Letterwinners Returning/Lost: 11/2
Newcomers: 4

IUPUI**Shann Hart**

Dec. 30,
2008
Lexington,
Ky.

**Jernisha Cann****Quick Facts**

Location: Indianapolis, Ind.
Enrollment: 30,300
Founded: 1969
Conference: The Summit League
Nickname: Jaguars
Colors: Red, Gold & Black
Arena (Capacity): The Jungle (1,215)

University Personnel

Chancellor: Charles R. Bantz
Athletics Director: Michael Moore
Athletics Department Phone: (317) 274-5247

Media Information

Basketball Contact: Bill Potter
Office Phone: (317) 278-3619
E-mail Address: wcpotter@iupui.edu
SID Mailing Address:
1000 Waterway Blvd.
Indianapolis, IN 46202
Press Row Phone: (317) 274-4558
Web site: www.iupuijags.com
FAX Number: (317) 278-2683
Basketball Office Phone: (317) 278-1397

Coaching Staff

Head Coach (Alma Mater): Shann Hart (Norfolk State, '89)
Record at IUPUI: 55-64 (5th season)
Overall Record: 182-159 (13th season)
Associate Head Coach: Chanel Spriggs
Assistant Coaches: Jenny DeMuth, Millette Green

Kentucky vs. IUPUI

Series Record: 2-0
At Lexington: 2-0
At Indianapolis: 0-0
At Neutral: 0-0
Overall Streak: Won 2
Last Game: Nov. 18, 2005, UK 81 - IUPUI 52 (H)

Opponent Team Info

2007-08 Record: 17-16
Conference Record (Place): 11-7 (5th)
Starters Returning/Lost: 4/1
Letterwinners Returning/Lost: 6/6
Newcomers: 6

N.C. A&T**Patricia Cage-Bibbs**

Jan. 1,
2009
Lexington,
Ky.

**Amber Bland****Quick Facts**

Location: Greensboro, N.C.
Enrollment: 10,660
Founded: 1891
Conference: Mid-Eastern Athletic
Nickname: Aggies
Colors: Blue & Gold
Arena (Capacity): Corbett Sports Center (5,700)

University Personnel

Chancellor: Dr. Stanley F. Battle
Athletics Director: Wheeler Brown
Athletics Department Phone: (336) 334-7500

Media Information

Basketball Contact: Brian Holloway
Office Phone: (336) 334-7141
E-mail Address: bmhollow@ncat.edu
SID Mailing Address:
Moore Gymnasium
1601 E. Market St.
Greensboro, NC 27411
Press Row Phone: (336) 334-7405
Web site: www.ncataggies.com
FAX Number: (336) 334-7181
Basketball Office Phone: (336) 256-2173

Coaching Staff

Head Coach (Alma Mater): Patricia Cage-Bibbs (Grambling, '72)
Record at A&T: 51-40 (4th season)
Overall Record: 422-246 (24th season)
Assistant Coaches: Tarrell Robinson, Freddie Murray

Kentucky vs. NC A&T

Series Record: 1-0
At Lexington: 1-0
At Greensboro: 0-0
At Neutral: 0-0
Overall Streak: Won 1
Last Game: Dec. 6, 2005, UK 71 - NCA&T 40 (H)

Opponent Team Info

2007-08 Record: 25-8
Conference Record (Place): 15-1 (1st)
Starters Returning/Lost: 5-0
Letterwinners Returning/Lost: 11/1
Newcomers: 4

MIAMI UNIVERSITY (OHIO)**Maria Fantanarosa**

Jan. 3,
2009
Oxford,
Ohio

**Jenna Schone****Quick Facts**

Location: Oxford, Ohio
Enrollment: 16,300
Founded: 1809
Conference: Mid-American
Nickname: Redhawks
Colors: Red & White
Arena (Capacity): Millett Hall (6,400)

University Personnel

President: Dr. David C. Hodge
Athletics Director: Brad Bates
Athletics Department Phone: (513) 529-6239

Media Information

Basketball Contact: Michael Roth
Office Phone: (513) 529-7092
E-mail Address: rothmb@muohio.edu
SID Mailing Address:
Millett Hall
Oxford, OH 45056
Press Row Phone: (513) 529-7276
Web site: www.MURedHawks.com
FAX Number: (561) 297-3963
Basketball Office Phone: (513) 529-3300

Coaching Staff

Head Coach (Alma Mater): Maria Fantanarosa (Miami, '90)
Record at MU: 161-133 (11th season)
Overall Record: 168-153 (12th season)
Assistant Coaches: Lisa Hayden, Colleen Day, Jonelle Streed

Kentucky vs. Miami Univ. (Ohio)

Series Record: 12-2
At Lexington: 7-0
At Oxford: 5-2
At Neutral: 0-0
Overall Streak: Won 2
Last Game: Dec. 20, 2003, UK 64 - MU 58 (A)

Opponent Team Info

2007-08 Record: 23-11
Conference Record (Place): 12-4 (2nd)
Starters Returning/Lost: 3/2
Letterwinners Returning/Lost: 9/2
Newcomers: 5

TENNESSEE**Pat Summitt**

Jan. 8,
2009
Knoxville,
Tenn.
-
Feb. 19,
2009
Lexington,
Ky.

**Alex Fuller****Quick Facts**

Location: Knoxville, Tenn.
Enrollment: 26,400
Founded: 1794
Conference: Southeastern
Nickname: Lady Volunteers
Colors: Orange & White
Arena (Capacity): Thompson-Boling Arena (21,678)

University Personnel

President: Dr. John Petersen
Athletics Director: Joan Cronan
Athletics Department Phone: (865) 974-0001

Media Information

Basketball Contact: Debby Jennings
Office Phone: (865) 974-4275
E-mail Address: djennings@utk.edu
SID Mailing Address:
117 Stokely Athletics Center
Knoxville, TN 37996-3110
Press Row Phone: (865) 974-0110
Web site: www.UTLadyVols.com
FAX Number: (865) 974-8875
Basketball Office Phone: (865) 974-0600

Coaching Staff

Head Coach (Alma Mater): Pat Summitt
(Tennessee-Martin, '74)
Record at Tennessee: 983-182 (35th season)
Overall Record: Same
Associate Head Coach: Holly Warlick
Assistant Coaches: Dean Lockwood,
Daedra Charles-Furlow

Kentucky vs. Tennessee

Series Record: 6-43
At Lexington: 4-20
At Knoxville: 2-18
At Neutral: 0-5
Overall Streak: Lost 3
Last Game: Feb. 3, 2008, UK 51 - UT 79 (A)

Opponent Team Info

2007-08 Record: 36-2
Conference Record (Place): 13-1 (2nd)
Starters Returning/Lost: 1/4
Letterwinners Returning/Lost: 6/5
Newcomers: 6

ARKANSAS**Tom Collen**

Jan. 11,
2009
Lexington,
Ky.

**Whitney Jones****Quick Facts**

Location: Fayetteville, Ark.
Enrollment: 17,938
Founded: 1871
Conference: Southeastern
Nickname: Razorbacks
Colors: Cardinal & White
Arena (Capacity): Bud Walton Arena (19,500)

University Personnel

President: Dr. G. David Gearhart
Athletics Director: Jeff Long
Athletics Department Phone: (479) 575-4959

Media Information

Basketball Contact: Dr. Bill Smith
Office Phone: (479) 575-3707
E-mail Address: bismith@uark.edu
SID Mailing Address:
131 Barnhill Arena
Fayetteville, AR 72703
Press Row Phone: (479) 575-6622
Web site: www.arkansasrazorbacks.com
FAX Number: (479) 575-7481
Basketball Office Phone: (479) 575-3707

Coaching Staff

Head Coach (Alma Mater): Tom Collen
(Bowling Green, '77)
Record at Arkansas: 17-13 (2nd season)
Overall Record: 224-83 (11th season)
Associate Head Coach: Tim Eatman
Assistant Coaches: Zenarae Antoine, Greg Collins

Kentucky vs. Arkansas

Series Record: 11-12
At Lexington: 7-3
At Fayetteville: 2-8
Overall Streak: Won 5
Last Game: Feb. 24, 2008, UK 59 - ARK 56 (A)

Opponent Team Info

2007-08 Record: 17-13
Conference Record (Place): 2-12 (11th)
Starters Returning/Lost: 3/2
Letterwinners Returning/Lost: 5/4
Newcomers: 6

ALABAMA



Jan. 15,
2008
Tuscaloosa,
Ala.



Tierney Jenkins

Wendell Hudson

Quick Facts

Location: Tuscaloosa, Ala.
Enrollment: 27,052
Founded: 1831
Conference: Southeastern
Nickname: Crimson Tide
Colors: Crimson & White
Arena (Capacity): Coleman Coliseum (15,316)

University Personnel

President: Dr. Robert E. Witt
Athletics Director: Mal Moore
Athletics Department Phone: (205) 348-3697

Media Information

Basketball Contact: Jessica Par
Office Phone: (205) 348-3673
E-mail Address: jpare@ja.ua.edu
SID Mailing Address:
P.O. Box 870391
Tuscaloosa, AL 35487-0391
Press Row Phone: (205) 348-6084
Web site: www.rolltide.com
FAX Number: (205) 348-8841
Basketball Office Phone: (205) 348-7077

Coaching Staff

Head Coach (Alma Mater): Wendell Hudson
(Alabama, '73)
Record at Alabama: (1st season)
Overall Record: 239-127 (13th season)
Associate Head Coach: Joni Crenshaw
Assistant Coaches: Ty Evans, Stacey Franklin

Kentucky vs. Alabama

Series Record: 18-15
At Lexington: 10-6
At Tuscaloosa: 6-9
Overall Streak: Won 3
Last Game: Feb. 17, 2008, UK 64 - UA 44 (H)

Opponent Team Info

2007-08 Record: 8-22
Conference Record (Place): 1-14 (12th)
Starters Returning/Lost: 4/1
Letterwinners Returning/Lost: 9/4
Newcomers: 4

MISSISSIPPI STATE



Jan. 18,
2009
Lexington,
Ky.



Marneshia Richard

Sharon Fanning

Quick Facts

Location: Starkville, Miss.
Enrollment: 17,824
Founded: 1878
Conference: Southeastern
Nickname: Lady Bulldogs
Colors: Maroon & White
Arena (Capacity): Humphrey Coliseum (10,500)

University Personnel

President: Dr. Vance Watson
Athletics Director: Greg Byrne
Athletics Department Phone: (662) 325-2532

Media Information

Basketball Contact: Jay Middleton
Office Phone: (662) 325-0972
E-mail Address: jmiddleton@athletics.msstate.edu
SID Mailing Address:
P.O. Box 5308
Mississippi State, MS 39762
Press Row Phone: (662) 325-3776
Web site: www.msstateathletics.com
FAX Number: (662) 325-2563
Basketball Office Phone: (662) 325-0198

Coaching Staff

Head Coach (Alma Mater): Sharon Fanning
(UT-Chattanooga, '75)
Record at MSU: 210-176 (14th season)
Overall Record: 534-402 (33rd season)
Assistant Coaches: Greg Franklin, Sharron Reaves,
Franqua Bedell

Kentucky vs. Mississippi State

Series Record: 16-16
At Lexington: 8-7
At Starkville: 5-8
At Neutral: 3-1
Overall Streak: Won 1
Last Game: Jan. 13, 2008, UK 64 - MSU 60 (A)

Opponent Team Info

2007-08 Record: 16-15
Conference Record (Place): 4-10 (T-9th)
Starters Returning/Lost: 4/1
Letterwinners Returning/Lost: 10/5
Newcomers: 4

LSU



Jan. 25,
2009
Lexington,
Ky.
-
Feb. 22,
2009
Baton
Rouge, La.



Allison Hightower

Van Chancellor

Quick Facts

Location: Baton Rouge, La.
Enrollment: 25,896
Founded: 1860
Conference: Southeastern
Nickname: Tigers
Colors: Purple & Gold
Arena (Capacity): Pete Maravich Assembly Center
(13,468)

University Personnel

President: Dr. John V. Lombardi
Athletics Director: Joe Alleva
Athletics Department Phone: (225) 578-8001

Media Information

Basketball Contact: Bill Martin
Office Phone: (225) 578-8204
E-mail Address: wmart4@lsu.edu
SID Mailing Address:
P.O. Box 25095
Baton Rouge, LA 70894-5095
Press Row Phone: (225) 578-8226
Web site: www.LSUsports.net
FAX Number: (225) 578-1861
Basketball Office Phone: (225) 578-6643

Coaching Staff

Head Coach (Alma Mater): Van Chancellor
(Mississippi St., '65)
Record at LSU: 31-6 (2nd season)
Overall Record: 470-160 (21st season)
Associate Head Coach: Bob Starkey
Assistant Coaches: Travis Mays, Kenya Larkin-Landers

Kentucky vs. LSU

Series Record: 7-26
At Lexington: 4-9
At Baton Rouge: 2-10
At Neutral: 1-7
Overall Streak: Lost 14
Last Game: March 8, 2008, UK 49 - LSU 66 (N)

Opponent Team Info

2007-08 Record: 31-6
Conference Record (Place): 14-0 (1st)
Starters Returning/Lost: 0/5
Letterwinners Returning/Lost: 4/8
Newcomers: 8

FLORIDA



Amanda Butler

Jan. 29,
2009
Gainesville,
Fla.



Marsha Dotson

Quick Facts

Location: Gainesville, Fla.
Enrollment: 50,576
Founded: 1853
Conference: Southeastern
Nickname: Gators
Colors: Orange & Blue
Arena (Capacity): Stephen C. O'Connell Center (12,000)

University Personnel

President: Dr. Bernie Machen
Athletics Director: Jeremy Foley
Athletics Department Phone: (352) 375-4683

Media Information

Basketball Contact: Kathy Cafazzo
Office Phone: (352) 375-4683, ext. 6133
E-mail Address: kathycaf@gators.uua.ufl.edu
SID Mailing Address:
P.O. Box 14485
Gainesville, FL 32604-2485
Press Row Phone: (352) 367-1801
Web site: www.GatorZone.com
FAX Number: (352) 375-4809
Basketball Office Phone: (352) 375-4683, ext. 5511

Coaching Staff

Head Coach (Alma Mater): Amanda Butler (Florida, '95)
Record at Florida: 19-14 (2nd season)
Overall Record: 59-36 (4th season)
Assistant Coaches: Susie Gardner, David Lowery, Brenda Mock Kirkpatrick

Kentucky vs. Florida

Series Record: 19-21
At Lexington: 10-9
At Gainesville: 7-9
At Neutral: 2-3
Overall Streak: Won 1
Last Game: Jan. 10, 2008, UK 60 - UF 58 (H)

Opponent Team Info

2007-08 Record: 19-14
Conference Record (Place): 6-8 (T-7th)
Starters Returning/Lost: 4/1
Letterwinners Returning/Lost: 9/4
Newcomers: 6 (5 eligible in 2008-09)

OLE MISS



Renee Ladner

Feb. 1,
2009
Oxford,
Miss.



Shawn Goff

Quick Facts

Location: Oxford, Miss.
Enrollment: 17,325
Founded: 1848
Conference: Southeastern
Nickname: Lady Rebels
Colors: Cardinal Red & Navy Blue
Arena (Capacity): C.M. "Tad" Smith Coliseum (8,910)

University Personnel

Chancellor: Dr. Robert C. Khayat
Athletics Director: Pete Boone
Athletics Department Phone: (662) 915-7241

Media Information

Basketball Contact: Jay D'Abramo
Office Phone: (662) 915-7896
SID Mailing Address:
P.O. Box 217
University, MS 38677
E-mail Address: jdabramo@olemiss.edu
Press Row Phone: (662) 236-1931
Web site: www.olemisssports.com
FAX Number: (662) 915-7006
Basketball Office Phone: (662) 915-7592

Coaching Staff

Head Coach (Alma Mater): Renee Ladner (Mississippi, '81)
Record at Ole Miss: 13-16 (2nd season)
Overall Record: Same
Assistant Coaches: Peggie Gillom-Granderson, Jocelyn McGilberry, Marlene Stollings

Kentucky vs. Ole Miss

Series Record: 10-19
At Lexington: 5-9
At Oxford: 4-10
At Neutral: 1-0
Overall Streak: Won 2
Last Game: Feb. 7 2008, UK 59 - Ole Miss 54 (H)

Opponent Team Info

2007-08 Record: 13-16
Conference Record (Place): 6-8 (T-7th)
Starters Returning/Lost: 4/1
Letterwinners Returning/Lost: 7/6
Newcomers: 5

SOUTH CAROLINA



Dawn Staley

Feb. 5,
2009
Lexington,
Ky.
-
March 1,
2009
Columbia,
S.C.



Demetress Adams

Quick Facts

Location: Columbia, S.C.
Enrollment: 27,390
Founded: 1801
Conference: Southeastern
Nickname: Gamecocks
Colors: Garnet & Black
Arena (Capacity): Colonial Life Arena (18,000)

University Personnel

President: Dr. Harris Pastides
Athletics Director: Eric Hyman
Athletics Department Phone: (803) 777-5204

Media Information

Basketball Contact: Diana Koval
Office Phone: 803-777-7977
E-mail Address: dkoval@mailbox.sc.edu
SID Mailing Address:
Roost "B"
1322 Heyward St.
Columbia, SC 29208
Press Row Phone: (803) 777-6182
Web site: www.GamecocksOnline.com
FAX Number: (803) 777-2967
Basketball Office Phone: (803) 777-0371

Coaching Staff

Head Coach (Alma Mater): Dawn Stanley (Virginia, '92)
Record at South Carolina: (1st season)
Overall Record: 172-80 (9th season)
Assistant Coaches: Lisa Boyer, Carla McGhee, Nikki McCray

Kentucky vs. South Carolina

Series Record: 24-16
At Lexington: 14-5
At Columbia: 7-11
At Neutral: 3-0
Overall Streak: Lost 1
Last Game: March 2, 2008, UK 57 - USC 65 (H)

Opponent Team Info

2007-08 Record: 16-16
Conference Record (Place): 4-10 (T-9th)
Starters Returning/Lost: 2/3
Letterwinners Returning/Lost: 6/6
Newcomers: 3

VANDERBILT



Melanie Balcomb

Feb. 8,
2009
Lexington,
Ky.



Christina Wirth

Quick Facts

Location: Nashville, Tenn.
Enrollment: 6,532
Founded: 1873
Conference: Southeastern
Nickname: Commodores
Colors: Black & Gold
Arena (Capacity): Memorial Gymnasium (14,168)

University Personnel

President: Nicholas S. Zeppos
Vice Chancellor: David Williams II
Athletics Department Phone: (615) 322-4727

Media Information

Basketball Contact: Chris Weinman
Office Phone: (615) 343-4121
E-mail Address: chris.weinman@vanderbilt.edu
SID Mailing Address:
2601 Jess Neely Drive
Nashville, TN 37212
Press Row Phone: (615) 320-0436
Web site: www.vucommodores.com
FAX Number: (615) 343-7064
Basketball Office Phone: (615) 343-8482

Coaching Staff

Head Coach (Alma Mater): Melanie Balcomb
(Trenton State, '84)
Record at Vanderbilt: 121-43 (6th season)
Overall Record: 309-156 (15 seasons)
Assistant Coaches: Vicky Picott, Lisa Cernignano,
Kim Rosamond

Kentucky vs. Vanderbilt

Series Record: 12-25
At Lexington: 7-9
At Nashville: 4-13
At Neutral: 1-3
Overall Streak: Lost 12
Last Game: Feb. 14, 2008, UK 49 - VU 66 (A)

Opponent Team Info

2007-2008 Record: 25-9
Conference Record (Place): 11-3 (3rd)
Starters Returning/Lost: 5/0
Letterwinners Returning/Lost: 12/1
Newcomers: 2

AUBURN



Nell Fortner

Feb. 12,
2009
Auburn,
Ala.



DeWanna Bonner

Quick Facts

Location: Auburn, Ala.
Enrollment: 24,137
Founded: 1856
Conference: Southeastern
Nickname: Tigers
Colors: Burnt Orange & Navy Blue
Arena (Capacity): Beard-Eaves-Memorial Coliseum
(10,500)

University Personnel

President: Dr. Jay Gogue
Athletics Director: Jay Jacobs
Athletics Department Phone: (205) 458-3010

Media Information

Basketball Contact: Matt Crouch
Office Phone: (334) 844-9709
E-mail Address: mcrouch@auburn.edu
SID Mailing Address:
P.O. Box 351
Auburn, AL 36831-0351
Press Row Phone: (334) 844-1933
Web site: www.auburntigers.com
FAX Number: (334) 844-9807
Basketball Office Phone: (334) 844-9200

Coaching Staff

Head Coach (Alma Mater): Nell Fortner (Texas, '82)
Record at Auburn: 71-53 (5th season)
Overall Record: 88-64 (6th season)
Assistant Coaches: Kerry Cremeans,
Mark Simons, Ayesha Whitfield

Kentucky vs. Auburn

Series Record: 11-23
At Lexington: 4-10
At Auburn: 5-8
At Neutral: 2-5
Overall Streak: Won 2
Last Game: Jan. 20, 2008, UK 62 - AUB 55 (H)

Opponent Team Info

2007-08 Record: 20-12
Conference Record (Place): 7-7 (6th)
Starters Returning/Lost: 4/1
Letterwinners Returning/Lost: 10/4
Newcomers: 4

GEORGIA



Andy Landers

Feb. 26,
2009
Lexington,
Ky.



Ashley Houts

Quick Facts

Location: Athens, Ga.
Enrollment: 33,831
Founded: 1785
Conference: Southeastern
Nickname: Lady Bulldogs
Colors: Red & Black
Arena (Capacity): Stegeman Coliseum (10,523)

University Personnel

President: Dr. Michael F. Adams
Athletics Director: Damon Evans
Athletics Department Phone: (706) 542-9036

Media Information

Basketball Contact: Mike Mobley
Office Phone: (706) 542-1621
E-mail Address: mmobley@sports.uga.edu
SID Mailing Address:
P.O. Box 1472
Athens, GA 30613
Press Row Phone: (706) 542-8052
Web site: www.georgiadogs.com
FAX Number: (706) 542-9339
Basketball Office Phone: (706) 542-1176

Coaching Staff

Head Coach (Alma Mater): Andy Landers
(Tennessee Tech, '74)
Record at UGA: 707-225 (30th season)
Overall Record: 789-246 (34th season)
Assistant Coaches: La'Keshia Frett, Kim Hairston,
Cameron Newbauer

Kentucky vs. Georgia

Series Record: 11-29
At Lexington: 7-10
At Athens: 3-14
At Neutral: 1-5
Overall Streak: Won 2
Last Game: March 7, 2008, UK 57 - UGA 50 (N)

Opponent Team Info

2007-08 Record: 23-10
Conference Record (Place): 8-6 (T-4th)
Starters Returning/Lost: 3/2
Letterwinners Returning/Lost: 7/5
Newcomers: 3

DISCIPLINE

“We believe that **discipline** is a necessary tool for a **championship team**. When you share discipline you possess the ability to repeat daily the actions that are necessary to **win**.”

HEAD COACH
MATTHEW MITCHELL

MEDIA INFORMATION



UK ATHLETICS DIRECTORY

UK HOOPS
KENTUCKY
OUTLOOK
WILDCATS
STAFF
REVIEW
RECORDS
HISTORY
HONORS
OPPONENTS
MEDIA INFO

UK MEDIA RELATIONS & PUBLICATIONS DIRECTORY

DeWayne Peevy
Associate Athletics Director/
Men's Basketball Contact
Office: (859) 257-8398
adpe222@uky.edu



Tony Neely
Media Relations Director/
Football Contact
Office: (859) 257-8411
Home: (859) 224-9493
tneely@uky.edu



Susan Lax
Associate Media Relations
Director/WBB Contact
Office: (859) 257-8420
Home: (859) 608-5019
slax0@uky.edu



John Hayden
Assistant Media
Relations Director
Office: (859) 257-8429
Home: (859) 559-9399
jhayd2@uky.edu



Brent Ingram
Assistant Media
Relations Director
Office: (859) 257-8504
Home: (859) 608-6230
E-mail: brent.ingram@uky.edu



Pete Camagna
Assistant Media Relations
Director/Internet Coord.
Office: (859) 257-8502
pca222@uky.edu



Deb Moore
Assistant Media
Relations Director
Office: (859) 257-3838
Home: (859) 559-5781
deb.moore@uky.edu



David Coyle
Staff Photographer
Office: (859) 257-3838
Home: (859) 266-1605



Meredith Nelson
Office Coordinator
Office: (859) 257-3838
mnelson@uky.edu



Craig Hornberger
Publications Director
Office: (859) 257-8550
Home: (859) 223-6431
hornberger@uky.edu



Jeremy Strachan
Media Relations Assistant
Office: (859) 257-3838
E-mail: JStrachan@uky.edu



Kim Troxall
Creative Director
Office: (859) 257-8566
Home: (859) 552-2680
kim.troxall@uky.edu



Sara Reichbaum
Media Relations Assistant
No. 2 WBB Contact
Office: (859) 257-3838
sara.reichbaum@uky.edu



Matt Hernandez
Publications Asst.
Office: (859) 257-8601
matt.hernandez@uky.edu



Frequently Called Numbers

Media Relations.....(859) 257-3838

Joe Craft Center Ticket Office(859) 257-1818
or (800) 928-CATS
Memorial Coliseum Press Row(859) 323-5900
Media Relations Fax(859) 323-4310.

Mailing/Overnight Address:

University of Kentucky Media Relations
Joe Craft Center
338 Lexington Avenue
Lexington, KY 40506

Administration.....257-8000

Mitch Barnhart, Athletics Director
Rob Mullens, Deputy Director of Athletics
John Cropp, Associate Director of Athletics\Administration
Russ Pear, Associate Director of Athletics\Operations
Lisa Peterson, Associate Director of Athletics\Finance\SWA
Sandy Morgan, Executive Associate to Athletics Director

Academics (CATS)257-1897

Bob Bradley, Associate Director of Athletics\CATS
Barbara Deniston, Director of Academic Services
Jon Ross, Academic Counselor\Women's Basketball

Basketball Office257-6046

Matthew Mitchell, Head Coach
Kyra Elzy, Assistant Coach/Recruiting Coordinator
Wendy Palmer, Assistant Coach
Matt Insell, Assistant Coach
Pam Stackhouse, Assistant Athletics Director\Women's Basketball
Christian Stefanopoulos, WBB Coaching Video Coordinator

Event Management.....257-8000

Rodney Stiles, Assistant Director of Athletics\Event Management
Kevin Saal, Events Coordinator
Jamie Moberly, Events Coordinator

K Fund257-8000

Mark Coyle, Senior Associate Director of Athletics\External Affairs
Chandace Chaffin, Assistant Director of Athletics\Development
Katie Eiserman, K Fund Director
Lori Donaldson, Director of Major Gifts
Elizabeth Briggs, K Fund Relations Coordinator

Compliance.....257-8604

Sandy Bell, Senior Associate Athletics Director\Student Services
John Butler, Assistant Director of Athletics\Compliance
Heather McAtee, Director of Compliance

Marketing & Licensing257-8022

Jason Schlafer, Assistant Athletics Director\Marketing, Licensing
Leslie Bray, Director of Marketing
Lisa Pearson, Marketing and Special Events Director
Nathan Schwake, Assistant Marketing Director

Ticket Office.....257-1818

Joe Sharpe, Assistant Athletics Director\Ticket Operations
Barbara Osborne, Ticket Manager
Kathy Hurst, Assistant Ticket Manager
Kim Irwin, Ticket Office Accountant

Strength/Condition & Training257-2750

Tricia Matysak, Senior Athletic Trainer
Stephanie Tracey-Simmons, Strength/Conditioning Coach

Video257-4830

Tim Asher, Coaching Video Director
Shane Fannin, Sports Video Director
Brad Nally, Video Productions Coordinator

MEDIA POLICIES AND PROCEDURES

MEDIA POLICIES

Credential Requests

Requests for season credentials should be made by Nov. 1. Requests for single-game credentials should arrive no later than one week prior to the first regular season game. Requests should be made to:

Susan Lax

Associate Director of Media Relations
E-mail: slax0@uky.edu

Credential Policy

The University of Kentucky follows guidelines set forth by the NCAA and the Southeastern Conference governing the issuance of credentials. Credentials for UK home games are issued to authorized full-time, salaried representative of, or a representative who regularly and customarily performs services for, such an entity and they are non-transferable.

As early as possible, credentials should be requested in writing on company stationary and must originate only from sports editors of newspapers and national publications and/or sports directors of radio and television stations.

Season credentials will be granted only to daily newspapers and television/radio stations that cover women's basketball on a regular basis, i.e. press conferences, and all home games. Otherwise, television/radio stations, weekly newspapers and national publications will be granted credentials on a single-game, space-available basis. In addition, no recruiting services, Web sites, etc., will be credentialed at the University of Kentucky.

Photo Credentials

Photo credentials will be issued only to accredited media outlets - daily newspapers, specialized publications and television stations.

Internet Credentials

Only the official Web site of each participating institution and representatives of contractual rights-fee paying media will be granted access. Other media representatives not earning credentials through the criteria listed above will not be granted credentials to UK women's basketball games for the purpose of staffing a web site.

SEC Internet Policy

The University of Kentucky also abides by the Southeastern Conference's Internet policy concerning real time transmissions of athletic events

(cont. on page 200)

Media Services

News Conference — Coach Mitchell and selected players meet with members of the media in the Memorial Coliseum media room at schedule times to be announced.

Interview Policies-General — All interviews with players or staff members must be arranged through the Media Relations office. Team locker rooms, and other team quarters are private team areas. Media members are not permitted in these areas unless accompanied by appropriate University personnel.

Practice — Practice usually runs from 3-6 p.m. in the Joe Craft Center. Media planning to attend practice should call in advance due to changing practice schedules during the season. Player and coaches interviews can be conducted following each practice.

Telephone Player Interviews — Request telephone interviews at least 24 hours in advance through the Media Relations office. Telephone requests will be returned when players' schedules allow.

Radio Call-In Shows/Internet Chats — As specified by the Southeastern Conference, no players will be allowed to participate in live radio shows or on live chat sessions on the Internet. Coach Mitchell may participate in radio shows as his schedule allows.

Postgame Interviews — Selected players and both head coaches will be available to the media following a 10-minute cooling off period at the end of the game in the Memorial Coliseum media room.

The visiting coach and requested players will precede the home coach and players unless otherwise specified. Each press conference will last no longer than 15 minutes. SIDs from each school should be asked to coordinate any other interview requests.

Quotes will be available for all working media in the UK Media Relations Office and on the official UK web site, UKAthletics.com.

UKAthletics.com — The official Web site for University of Kentucky Athletics is updated 24 hours before each game with the latest game notes.

Following each game, the site will post a game box score with summary, postgame quotes and notes from all home games and updated season statistics.



Accessing Publicity Photos/Logos

Media members wishing to obtain photos and logos of the University of Kentucky women's basketball team may do so by utilizing the SEC's Digital Image Platform. Go to www.secsports.com/media to access the platform, and click on the SEC Digital Platform icon. Users have a choice of choosing various sports photographs, logos, etc., that can be downloaded automatically.

Wireless Access — Memorial Coliseum offers free wireless internet service to media members. To log on, open a browser window, go to <https://ukwg1.uky.edu>, sign in as a Guest and type in a valid email address.

To use the UK Wireless Network, you must select the 'ukyedu' network name (SSID, service set identifier) from the list of available wireless networks that appear in your wireless card configuration program, and WEP (wireless encryption protocol) must be disabled.

For more information about wireless access to UK computing systems, please see the Wireless Authentication page (<http://www.uky.edu/Wireless/authentication.html>).

Telephones — Long distance telephone lines are available in the media room in the Coliseum. There will be one telephone line available for visiting radio personnel on the press row side of the Coliseum. Two phone lines and an ISDN line are provided for visiting radio on press row.

Press Row Telephone — Working media not able to attend games at Memorial Coliseum may get score updates by dialing (859) 323-5900 or by logging on to the official web site:

UKAthletics.com

(cont. from page 199).

The policy states the following:

By acceptance and use of media credentials, the holder agrees to the following conditions for any and all women's basketball games hosted by the SEC and its member institutions.

The SEC and its member institutions grant a media organization a limited license to use certain gathered information on the media organization's own Internet or online site beginning at the start of an athletic event and up to the conclusion of such event, all subject to the following limitations and conditions:

No more than 10 still photographs may be used for news coverage of the game and other editorial purposes. Such still photographs must be used on a time-delayed basis that is at least five (5) minutes after the happening of the event depicted by the still photograph.

It is agreed that videotape is NOT to be used on an Internet or online site (except that videotape may be shown as part of a single, non-archived, online "simulcast" of a television station's regularly scheduled news program.)

While a game is in progress, the use of textual statistical information is time-delayed and limited in amount (e.g., updates pertaining to score {detail only given in quarterly game updates}, injuries and national, conference or institutional record-breaking performances, a condensed half-time story) so that an organization's Internet or online game coverage does not undercut the authorized and rights-paying fee organization's rights to play-by-play accounts of the game and/or exclusivity as to such rights.

Any proposed media use on an Internet or online sight of the game information that is more detailed and/or more than described above will require separate written authorization by the SEC and/or its member institutions. However, such written authorization will not permit the use of game information in entertainment contexts and will not authorize game coverage that, due to immediacy or detail, constitutes or approaches a play-by-play account of a game.

Should any of these conditions be breached, the SEC and/or its member institutions will issue a written warning for the first violation. If this violation occurs during the last game of the institutions regularly scheduled season, the media organization may not be credentialed for the SEC Tournament. A second violation of this policy will result in revocation of credentials to cover basketball games hosted by the SEC and/or its member institutions.

Radio/TV Rights — Broadcasting rights to UK Hoops games are assigned exclusively to IMG College (formerly Host Communications) of Lexington. Contact Mike Dodson, network coordinator, at (859) 226-HOST for questions.

Video Highlights/Feeds — UKAA Video Services can provide highlight footage of most UK games. Contact Brad Nally at (859) 257-9863 to request assistance. Video highlight feeds will be announced prior non-televised games.

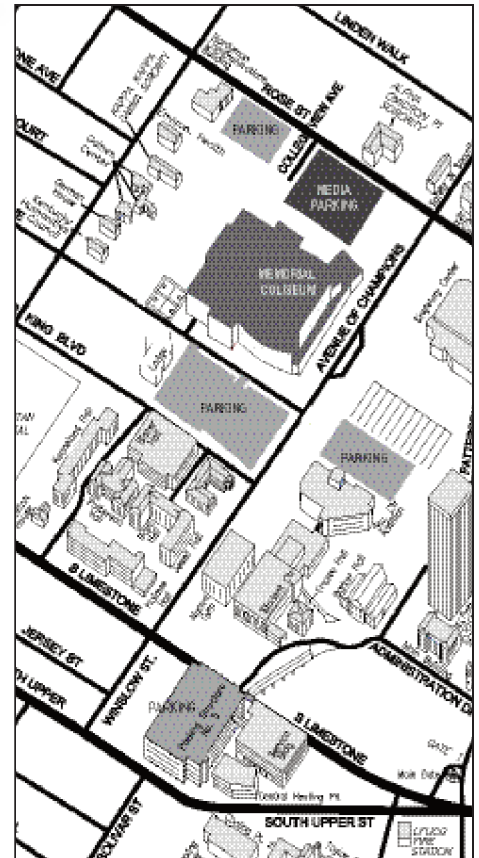
Game Day Media Services

Media Parking — A limited number of parking spaces are available in the back of Memorial Coliseum off Rose Street and College Blvd. Requests for parking should be made when submitting press and/or photo credential requests.

Media Entrance — The media entrance is located in the back of Memorial Coliseum (behind Papa John's and Qdoba). The entrance is marked MEDIA ROOM. Credentials are not available at the public Will Call window on Euclid Avenue and will not be mailed.

Media Room — The media room is located in Memorial Coliseum and can be accessed through the hallway on the press row side of the Coliseum. Working facilities, with electrical outlets and a limited number of telephones, are available.

Photographers — The photo zones are located in each end zone of the playing floor. Some photo spots have been assigned. Because of safety concerns, no shooting is allowed on either sideline. See David Coyle at the site for technical assistance.



Game Day Fan Parking
Media Parking

Matthew Mitchell discusses upcoming games during weekly press conferences in the Memorial Coliseum media room.



FOLLOWING THE CATS

MEDIA OUTLETS

Print Media

Associated Press
(Jeff McMurray)
100 Midland Ave.
Lexington, KY 40508
(859) 254-2070
Fax (859) 255-1137

Danville Advocate-Messenger

(Larry Vaught)
larry@amnews.com
330 South Fourth St.
Danville, KY 40422
(859) 236-2551
Fax (859) 236-9566

Frankfort State-Journal

(Philip Case, Brian Rickerd, Chase Sewell)
sports@state-journal.com
1216 Wilkerson Blvd.
Frankfort, KY 40601
(502) 227-4556
Fax (502) 227-2831

Kentucky Kernel

sports@kykernel.com
026 Grehan Journalism Bldg
Lexington, KY 40506
(859) 257-1915
Fax (859) 323-1906

Kentucky New Era

(Joe Wilson, Kevin Hoffman)
jwilson@kentuckynewera.com
P.O. Box 729
Hopkinsville, KY 42241
(270) 886-4444
jwilson@kentuckynewera.com

Louisville Courier-Journal

(Eric, Crawford, Jody Demling, Brett Dawson)
525 W. Broadway
Louisville, KY 40202
(502) 582-4011
(800) 765-4011
Fax (502) 582-7186

Lexington-Herald Leader

(Jennifer Smith)
Jsmith3@herald-leader.com
100 Main and Midland
Lexington, KY 40508
(859) 231-3227
(800) 950-6397
Fax (859) 255-7236

Murray Ledger & Time

(Michael Dan, Tommy Dillard)
1001 Whitnell Ave.
Murray, KY 42071
(270) 753-1916
sports@murrayledger.com

Paducah Sun

(Steve Millizer, Joey Fosko)
smillizer@paducahsun.com
P.O. Box 2300
Paducah, KY 42002
(270) 575-8665
(800) 599-1771
smillizer@paducahsun.com;
jfosko@paducahsun.com

Speciality Publications

The Cats' Pause

Darrell Bird, Matt May
dbird@catspause.com
sportswriter22@hotmail.com
124B Dennis Dr.
Lexington, KY 40503
(859) 278-3474
Fax (859) 278-3477

The Kentucky Alumnus

Liz Howard Demoran
uadlizxa@uky.edu
400 Rose St., King Alumni
House, Lexington, KY 40506
(859) 257-8905
Fax (859) 323-1063

Kentucky Sports Report

(Stephen John)
www.kentuckysportsreport.com
steve@kysportsreport.com

Radio

WVLC Radio

Drew Deener
ddeener@wvkc.com
300 W. Vine St.
Lexington, KY 40507
(859) 253-5900
Fax (859) 253-5943

WLAP Radio

Tom Leach
2601 Nicholasville Rd.
Lexington, KY 40503
(859) 422-1000
Fax (859) 422-1038

IMG Sports

(Dick Gabriel, Mike Dodson, Neil Price)
dick.gabriel@imgworld.com,
neil.price@imgworld.com,
mike.dodson@imgworld.com
546 East Main Street
Lexington, KY 40508
(859) 226-4678

Kentucky Network

Doug Omay
dougomay@clearchannel.com
P.O. Box 1084



In addition to the SEC TV pacts, the Big Blue Sports Network features full-game action of five selected UK Hoops home games that also will be broadcast on Fox Sports Net South. The crew includes WKYT-TV sports anchor Christi Thomas (left) as the analyst and former WHAS-TV sports anchor Garry Gupton (right) on play-by-play. Sideline reporter Carl Nathe (not pictured) also is a member of the BBSN TV crew for UK Hoops.

The University of Kentucky is in the midst of a landmark 10-year deal for the University's expanded multi-media marketing rights.

The agreement was signed in 2005 with IMG College (formerly Host Communications) and Gray Television. IMG partnered with Lexington's top-rated television station, WKYT, to pay the University \$80.5 million over the 10 years of the

UK HOOPS BIG BLUE NETWORK TELEVISED GAMES

Jan. 11 vs. Arkansas (2 p.m. ET)
Jan. 18 vs. Mississippi State (4 p.m. ET)
Jan. 25 vs. LSU (1 p.m. ET)
Feb. 8 vs. Vanderbilt (1 p.m. ET)

UK HOOPS BIG BLUE NETWORK RADIO AFFILIATES

| Market | Frequency | Station |
|---------------|------------|------------|
| Cadiz | 1110/106.5 | WKDZ-AM/FM |
| Dry Ridge | 106.5 | WNKR-FM |
| Elizabethtown | 103.5 | WASE-FM |
| Harlan | 970 | WFSR-AM |
| | 105.1 | WTUK-FM |
| Hopkinsville | 1230/98.7 | WHOP-AM/FM |
| Lexington * | 630 | WLAP-AM |
| | 105.5 | WMJK-FM |
| Louisville # | 1080 | WKJK-AM |
| | 840 | WHAS-AM |
| Morganfield | 1550/101.3 | WMSK-AM/FM |
| Prestonsburg | 1310 | WDOC-AM |
| | 95.5 | WQHY-FM |

* - ALL UK Hoops games

- Selected Sunday SEC games only

agreement, making it one of the most lucrative deals of its kind in NCAA history.

The agreement enhances Kentucky's national and regional broadcasting presence.

CATS ON THE RADIO



Neil Price, a 13-year radio veteran, enters his fourth season as the Voice of UK Hoops on the Big Blue Sports Network. He also serves as the host of the Coach Matthew Mitchell and the Coach Gary Henderson radio show, the Wildcat Sports Update (a daily radio feature on the network, highlighting UK's Olympic sports programs), and is the radio play-by-play announcer for UK Baseball.

Price had a memorable first season as a member of the Big Blue Network, serving as the play-by-play announcer for a UK Hoops squad that advanced to its first NCAA Tournament since 1998-99 and a UK baseball squad that completed an historic worst-to-first turnaround to claim the school's first SEC title. His last two seasons, UK Hoops has advanced to the third and quarterfinal rounds of the WNIT, respectively.

Price, a native of Russellville, Tenn., joined the Big Blue Sports Network from Middle Tennessee State, where he spent three seasons as the school's broadcast coordinator. He called the action for the Blue Raiders' women's basketball and baseball teams, and was the sideline reporter for football broadcasts.

Price, a 2003 graduate of MTSU, received his bachelor's degree in mass communications with an emphasis in electronic media journalism. While working at MTSU, he also began his master's degree in physical education with an emphasis in sport management. Prior to MTSU, he attended Walters State Community College in Morristown, Tenn., where he earned an associates degree in general studies with an emphasis in broadcasting.

At the young age of 15, Price began working in the broadcasting business at WCRK in Morristown. He learned everything from serving as a studio producer for high school and college sports broadcasts to disc jockeying during morning and afternoon drives. He even worked as a part-time news anchor and reporter. It was also where he debuted as a radio sports broadcaster, serving as a play-by-play announcer and color commentator on Morristown East HS football, basketball, and baseball broadcasts.

Price, 28, resides in Lexington.

FOLLOWING THE CATS

THE MATTHEW MITCHELL TV SHOW



The Matthew Mitchell Show, featuring highlights of recent games and player profiles, is hosted by Coach Mitchell along with co-host Christi Thomas. The show can be seen on Lexington's WKYT Channel 27 (Cable 2) and also is available on UKAthletics.com. Check local listings for dates and times.

THE MATTHEW MITCHELL RADIO SHOW

The Matthew Mitchell Call-In Radio Show will run each Monday throughout the regular-season from 8-8:30 p.m. ET on the Big Blue Sports Radio Network live from Qdoba Mexican Grill on UK's campus. Neil Price will serve as the host of the women's basketball coaches show for the fourth consecutive season. Fans have the opportunity to ask Coach Mitchell questions in person or by calling in the show.

CATS ON THE INTERNET

The most complete, up-to-date news on the UK athletics department.



Can't make it to Memorial Coliseum to watch the women's game? No problem. You can see and hear all of the action of UK's home basketball games on the Internet. Just log on to www.UKAthletics.com, click on the women's basketball link and either listen to WLAP's live broadcast or watch as the stats are updated live on our web site.

UKathletics.com

- Rosters, schedules and statistics of every Wildcat team
- Live stats broadcast from UK sporting events and live streaming audio broadcasts
- Comprehensive coverage of all 22 of UK's athletic teams
- Feature stories about your favorite players and online ticketing

MEDIA OUTLETS

Kentucky Network

Doug Ormay
dougormay@clearchannel.com
 P.O. Box 1084
 Louisville, KY 40201
 (502) 479-2253
 (888) 566-0001

WHAS Radio

Paul Rogers, Tony Cruise
tonyc@whas.com
 4000 #1 Radio Dr.
 Louisville, KY 40218
 (502) 479-2222

WLXG Radio

Chris Cross, Mike Cameron
 P.O. Box 11788
 Lexington, KY 40578
 (859) 233-1515

WLW Radio

Bill Dennison
 1111 St. Gregory St.
 Cincinnati, OH 45202
 (513) 686-8300

Television Stations

WKYT-TV
 Rob Bromley, David Patrick,
 Brandon Fisher
sportstip@wkyt.com
 P.O. Box 5037
 Lexington, KY 40555
 (859) 299-0711

WLEX-TV

Alan Cutler, Mary Jo Perino,
 Justin White
mperino@wlextv.com,
jwhite@wlex.com,
acutler@wlextv.com
 P.O. Box 1457
 Lexington, KY 40591
 (859) 259-1818

WTVQ-TV

Dan Rieffer, Kent Spencer
drieffer@wtvq.com
kspencer@wtvq.com
 P.O. Box 5590
 Lexington, KY 40555
 (859) 299-3636

WDRB-TV

(Tom Lane, John Lewis,
 Mike Olmstead)
lane@fox41.com,
jewis@fox41.com,
molmstead@fox41.com
 624 W. Muhammad Ali Blvd.
 Louisville, KY 40203
 (502) 584-6441
 Fax (502) 568-6751

WAVE-TV

Gary Fogle, Bob Domine,
 Mike Hartnett, Kent Taylor
 725 South Floyd
 Louisville, KY 40203
 (502) 561-4144
 (800) 800-9283
sports@wave3.com

WHAS-TV

Erik Waxler, Kyle Draper
kyle.draper@whas11.com
 P.O. Box 1100, Louisville, KY
 40201
 (502) 582-7256;
 (800) 367-3519

WLKY-TV

Fred Cowgill, Keith Farmer
fcowgill@wky.com,
kfarmer@wky.com
 1918 Melwood Ave.,
 Louisville, KY 40206
 (502) 893-7300
 (800) 359-6198;

WYMT-TV

Derek Forrest, Briam Milam,
 Jeff Archer
derek.forrest@wymtnews.com,
brian.milam@wymtnews.com,
jeff.archer@wymtnews.com
 P.O. Box 1299
 Hazard, KY 41702
 (606) 436-5757
 (800) 467-9968

WBKO-TV

Jeff Woods,
 James Brandenburg
sports@wbko.com
 2727 Russellville Road
 Bowling Green, KY 42102
 (270) 781-1313

WPSD-TV

Jeff Bidwell
jbidwell@wpsdtv.com
 100 Television Lane
 Paducah, KY 42003
 (270) 415-1993

THE SOUTHEASTERN CONFERENCE

SEC ADMINISTRATIVE STAFF



Mike Slive
Commissioner



Mark Womack
Executive Associate
Commissioner



Debbie Corum
Associate
Commissioner



Greg Sankey
Associate
Commissioner



Mark Whitworth
Associate
Commissioner



Laronica Conway
Assistant
Commissioner



Gil Grimes
Assistant
Commissioner



Craig Mattox
Assistant
Commissioner

SEC Staff

Kathryn Poe-Switzer - Executive Associate to Commissioner Slive; Peggy Blake - Dir. of Business Operations; Charlie Hussey - Dir. of Marketing/Licensing; David Knight - Dir. of Championship Ticket Operations; Sylvia Hagan Barnes - Assoc. Dir. of Sports Administration; Ginny Thomas - Asst. Dir. of Football Administration; Torie Johnson - Asst. Dir. of Championships; John Gibson, Asst. Dir. Championship Ticket Operations; Marianne Clancy - Compliance Assistant; Dauna Koonce - Admin. Asst./Championships; Catherine Crockett - Administrative Asst./Marketing; Brenda Gray - Receptionist.



Charles Bloom
Associate
Commissioner



Craig Pinkerton
Men's Basketball
Contact



Tammy Wilson
Women's Basketball
Contact



Chuck Dunlap
Associate Media
Relations Director



Ayanna Wakefield
Assistant Media
Relations Director

SEC Office

2201 Richard Arrington Blvd. N. • Birmingham, AL 35203-1103

Main Phone: (205) 458-3000 • SEC Media Relations: (205) 458-3010 • Fax: (205) 458-3030

Tournament Teleconferences

All 12 women's basketball head coaches will be featured on the SEC Tournament teleconference slated for March 2, from 2-3 p.m.(ET). The coaches will appear in alphabetical order by school for five minutes each. In addition, head coaches from all SEC women's basketball teams who make it into postseason will be on a teleconference on Tuesday, March 17 beginning at 2 pm (ET).

Tom Collen, Arkansas
Nell Fortner, Auburn
Amanda Butler, Florida
Andy Landers, Georgia
Wendell Hudson, Alabama
Matthew Mitchell, Kentucky
Van Chancellor, LSU
Renee Ladner, Ole Miss
Sharon Fanning, Mississippi St.
Dawn Staley, South Carolina
Pat Summitt, Tennessee
Melanie Balcomb, Vanderbilt

SEC On The Web

Southeastern Conference basketball information can be accessed on the Web at www.SEC-sports.com.

Basketball information and statistics are updated throughout the week with standings, statistics, schedules, notes and other information available.

SEC Information

Releases, statistics and the last box score are available from each of the 12 Southeastern Conference schools 24-hours-a-day via SECSports.com.

SEC Player of the Week

The SEC will name a Player of the Week and a Freshman of the Week throughout the 2008-09 season. Each week's selection will be selected on Monday for Tuesday a.m. publication.

SEC History

The Southeastern Conference was formed Dec. 8-9, 1932, to include 13 schools: Alabama, Auburn, Florida, Georgia, Georgia Tech, Kentucky, LSU, Ole Miss, Mississippi State, Sewanee, Tennessee, Tulane and Vanderbilt.

Frank L. McVey of Kentucky was the first president of the league. The first commissioner was former Mississippi governor Martin Conner (1940-48), followed by Bernie Moore (1948-66), A.M. "Tonto" Coleman (1966-72), Dr. Boyd McWhorter (1972-86), Dr. Harvey Schiller (1986-90) and Roy Kramer (1990-2002).

The first SEC champions were crowned in 1933 in baseball, basketball, football and outdoor track. Cross country, golf, swimming, tennis and indoor track were added later. The SEC began recognizing women's championships during the 1979-80 school year and women's athletics officially came under the auspices of the conference office on Sept. 1, 1984.

The SEC currently regulates nine men's sports and 11 women's sports. The men's sports are baseball, basketball, football, golf, swimming, tennis and track (indoor, outdoor and cross country). The women's sports are basketball, golf, gymnastics, soccer, softball, swimming, tennis, track and volleyball.

SEC Game Format

Currently the women do not use a division format for scheduling. Instead the 14-game schedule is setup in the following manner: * Single round robin (11 games) * In-Division permanent opponent in a home-and-home series (South Carolina) * Two games on a two-year rotation home-and-home series (one divisional - Tennessee, and one non-divisional - LSU).

This season will be the final year for the 14-game schedule as the SEC coaches have voted to use the same 16-game divisional format as the men's teams beginning in 2009-10.

OPPONENT MEDIA RELATIONS INFORMATION

Alabama

(Jessica Par)
Office Phone: (205) 348-3673
Press Row Phone: (205) 348-6084
E-mail: jpare@ia.ua.edu
Web site: www.rolltide.com

Alabama A&M

(Jamilah Corbitt)
Office Phone: (256) 372-4550
Press Row Phone: N/A
E-mail: jcorbitt@gmail.com
Web site: www.aamusports.com

Arkansas

(Dr. Bill Smith)
Office Phone: (479) 575-3707
Press Row Phone: (479) 575-6622
E-mail: bismith@uark.edu
Web site: www.ladybacks.com

Auburn

(Matt Crouch)
Office Phone: (334) 844-9709
Press Row Phone: (334) 844-1933
E-mail: mcrouch@auburn.edu
Web site: www.auburntigers.com

Cincinnati

(Jeremy Martin)
Office Phone: (513) 556-5191
Press Row Phone: (513) 556-3800
E-mail: Jeremy.Martin@uc.edu
Web site: www.GoBEARCATS.com

ETSU

(Kevin Brown)
Office Phone: (423) 439-5263
Press Row Phone: (423) 439-5329
E-mail: brownk@etsu.edu
Web site: www.ETSUBucs.com

Florida

(Kathy Cafazzo)
Office Phone: (352) 375-4683 x 6133
Press Row Phone: (352) 367-1801
E-mail: kathyc@gators.uaa.ufl.edu
Web site: www.GatorZone.com

Furman

(Kim Tonkin)
Office Phone: (864) 294-3062
Press Row Phone: (864) 294-3620
E-mail: kim.tonkin@furman.edu
Web site: www.furmanpaladins.com

George Washington

(Jesse Hooker)
Office Phone: (202) 994-8604
Press Row Phone: (202) 994-1776
E-mail: jhooker@gwu.edu
Web site: www.GWsports.com

Georgia

(Mike Mobley)
Office Phone: (706) 542-1621
Press Row Phone: (706) 542-8052
E-mail: mmobley@sports.uga.edu
Web site: www.georgiadogs.com

IUPUI

(Bill Potter)
Office Phone: (317) 278-3619
Press Row Phone: (317) 274-4558
E-mail: wcpotter@iupui.edu
Web site: www.IUPUIJags.com

Long Island

(Shawn Sweeney)
Office Phone: (718) 488-1307
Press Row Phone: N/A
E-mail: shawn.sweeney@liu.edu
Web site: www.liuathletics.com

Louisville

(Kim Pemberton)
Office Phone: (502) 852-6581
Press Row Phone: (502) 852-5567
E-mail: kapemb01@louisville.edu
Web site: www.uofisports.com

LSU

(Bill Martin)
Office Phone: (225) 578-8204
Press Row Phone: (225) 578-8226
E-mail: wmart4@lsu.edu
Web site: www.LSUSports.net

Miami (Ohio)

(Michael Roth)
Office Phone: (513) 529-7092
Press Row Phone: (513) 529-7276
E-mail: rothmb@muohio.edu
Web site: www.MURedHawks.com

Michigan

(Jessica Poole)
Office Phone: (734) 936-3457
Press Row Phone: (734) 988-7188
E-mail: jepoole@umich.edu
Web site: www.MGoBlue.com

Ole Miss

(Jay D'Abramo)
Office Phone: (662) 915-7896
Press Row Phone: (662) 236-1931
E-mail: jdabramo@olemiss.edu
Web site: www.OleMissSports.com

Mississippi State

(Jay Middleton)
Office Phone: (662) 325-0972
Press Row Phone: (662) 236-1931
E-mail: jmiddleton@athletics.msstate.edu
Web site: www.msstateathletics.com

New Hampshire

(Maureen Gavin)
Office Phone: (603) 862-3835
Press Row Phone: (603)862-3181
E-mail: Maureen.Gavin@unh.edu
Web site: www.unhwildcats.com

NC A&T

(Brian Holloway)
Office Phone: (336) 334-7141
Press Row Phone: (336) 334-7405
E-mail: bmhollow@ncat.edu
Web site: www.ncataggies.com

South Carolina

(Diana Koval)
Office Phone: (803)-777-7977
Press Row Phone: (803) 777-6182
E-mail: dkoval@mailbox.sc.edu
Web site: www.USCSports.com

Tennessee

(Debby Jennings)
Office Phone: (865) 974-4275
Press Row Phone: (865) 974-0110
E-mail: djennings@utk.edu
Web site: www.utladyvols.com

UC Santa Barbara

(Matt Hurst)
Office Phone: (805) 893-8603
Press Row Phone: (803) 893-4361/4516
E-mail: Matt.Hurst@athletics.ucsb.edu
Web site: www.UCSgauchos.com

Vanderbilt

(Chris Weinman)
Office Phone: (615) 343-4121
Press Row Phone: (615) 320-0436
E-mail: chris.weinman@vanderbilt.edu
Web site: www.vucommodores.com

Western Kentucky

(Chris Glowacki)
Office Phone: (270) 745-5388
Press Row Phone: (270) 745-6941
E-mail: chris.glowacki@wku.edu
Web site: www.wkusports.com

Xavier

(Pat McKenna)
Office Phone: (513) 745-3416
Press Row Phone: (513) 745-3929
E-mail: mckennap@xavier.edu
Web site: www.goxavier.com

Yale

(Drew M. Kingsley)
Office Phone: (203) 432-1448
Press Row Phone: N/A
E-mail: sports.info@yale.edu
Web site: www.yalebulldogs.com

2008-09 TRAVEL HEADQUARTERS

Nov. 28-29

Long Island Classic

New York Marriott Downtown
 85 West Street
 New York, New York
 (PH) 212-385-4900
 (FX) 212-227-8136

Dec. 1-2

Xavier

Marriott Kingsgate
 Conference Hotel
 151 Goodman Drive
 Cincinnati, OH
 (PH) 512-487-3800
 (FX) 513-487-3810

Dec. 3-4

Western Kentucky

Holiday Inn Univ. Plaza
 1021 Wilkinson Trace
 Bowling Green, KY
 (PH) 2770-745-0088
 (FX) 270-842-9585

Dec. 13-14

Louisville

Louisville Marriott East
 1903 Embassy Square
 Blvd.
 Louisville, KY 40299
 (PH) 502-499-6220
 (FX) 502-499-2480

Jan. 2-3

Miami (Ohio)

Jan. 7-8

Tennessee

Knoxville Marriott
 500 Hill Ave. SE
 Knoxville, TN 37915
 (PH) 865-637-1234
 (FX) 865-637-1193

Jan. 14-15

Alabama

Hotel Capstone
 320 Paul Bryant
 Tuscaloosa, AL 35401
 (PH) 888-738-2444
 (FX) 205-759-9314

Jan. 28-29

Florida

Best Western Gateway
 Grand
 4200 NW 97th Blvd.
 Gainesville, FL 32606
 (PH) 352-331-3336
 (FX) 352-331-9348

Jan. 31-Feb. 1

Ole Miss

Downtown Oxford Inn &
 Suites
 400 North Lamar Blvd
 Oxford, MS 38655
 (PH) 662-234-3031
 (FX) 662-234-2834

Feb. 11-12

Auburn

The Hotel At Auburn
 University
 241 South College St.
 Auburn, AL 36830
 (PH) 334-821-8200
 (FX) 334-826-8746

Feb. 21-22

LSU

Embassy Suites Baton
 Rouge
 4914 Constitution Ave.
 Baton Rouge, LA 70808
 (PH) 225-924-6566
 (FX) 225-923-3712

March 5-8

SEC Tournament

Doubletree Hotel -
 Little Rock
 424 W. Markham St.
 Little Rock, AR 72201
 (PH) 501-372-4371
 (FX) 501-372-0518