

KENTUCKY WOMEN'S BASKETBALL 2010-11



BUILDING A CHAMPIONSHIP DYNASTY

KENTUCKY STYLE

2010 NCAA ELITE EIGHT



HONESTY



DISCIPLINE

40 MINUTES OF INTENSITY



ONE TEAM - ONE GOAL

CHAMPIONSHIP MODE IS OUR MOTTO

WE'RE DREAMING BIG
IN BIG BLUE NATION




UP-TEMPO STYLE OF PLAY



HARD WORK





From its inception at the turn of the 20th century ... Through the toddling years of its modern varsity status in the early seventies ... During the national contender years of the early eighties ... And continuing with the excitement of head coach Matthew Mitchell ... Kentucky women's basketball has long been known for its spirited and winning tradition. A combination of factors keeps that tradition strong. Begin with a university that is synonymous with basketball success. Add to that the benefit of playing in the best basketball conference in the nation. Throw in the greatest fans in the world. Mix in a beautiful campus, outstanding facilities and a fiery young squad and ... you have a mecca for players and basketball aficionados alike ... you have ...

KENTUCKY WOMEN'S BASKETBALL





TABLE OF CONTENTS

UK HOOPS
KENTUCKY
OUTLOOK
WILDCATS
STAFF
REVIEW
RECORDS
HISTORY
MEDIA

THIS IS UK HOOPS



This is Kentucky Basketball	6-7
Kentucky Pageantry	8-9
Postseason Experience	10-11
Memorial Coliseum	12-13
Joe Craft Center	14-15
Living at UK	16
Training/Strength & Conditioning	17-19
CATS/Alumni Success	20-23
Cats in the Community	24
The SEC and the WNBA	25
UK All-American	26-27
Nike	28-29
Marketing	30-31
Media Exposure	32-33
Traveling with the Cats	34-35
Big Blue Madness/CATSPY Awards	36-37
Summer Camps	38

MEET THE WILDCATS



Senior Victoria Dunlap	58-59
Senior Carly Morrow	60-61
Senior Amber Smith	62-63
Junior Crystal Riley	64-65
Junior Keyla Snowden	66-67
Sophomore Brittany Henderson	68-69
Sophomore A'dia Mathies	70-71
Freshman Sarah Beth Barnette	72
Freshman Maegan Conwright	73
Freshman Samantha Drake	74
Freshman Kastine Evans	75
Freshman Jennifer O'Neill	76
Freshman Bernisha Pinkett	77
Wildcat Family	78

COACHING STAFF



Head Coach Matthew Mitchell	80-83
Associate Head Coach Kyra Elzy	84-85
Assistant Coach Matt Insell	86-87
Assistant Coach Shalon Pillow	87-88
Assistant Athletics Director Pam Stackhouse	89
Athletics Support Staff	90-92

KENTUCKY LIFE



Commonwealth of Kentucky	40
A Look at Lexington	41
University of Kentucky	42
Home of Champions	43
UK's Athletics Facilities	44
Former Wildcats Making Their Mark	45
President Lee T. Todd, Jr./AD Mitch Barnhart	46-47
The Vision	48

2010-11 OUTLOOK



2010-11 Rosters	50
2010-11 Outlook	51-54
Where are the Cats From?	55-56

2009-10 REVIEW



2009-10 Review	94-97
2009-10 Game-by-Game Results	98
2009-10 Final Stats	99-100
2009-10 Game-by-Game Team Stats	101
2009-10 Superlatives/Team Highs and Lows	102
2009-10 SEC Standings	103
2009-10 SEC Final Individual Stats	104
2009-10 SEC Final Team Stats	105
2009-10 Game-by-Game Reviews	106-114
Departed Seniors	115-116



Kentucky has one of the top publications departments in the country, winning several national awards each year from the College Sports Information Directors of America (CoSIDA). The UK Hoops media guide has been judged in the top 10 four consecutive years, including Best in the Nation and Best Cover in 2009 and Best in the Nation in 2010.





RECORDS



Year-by-Year Team Stats	118-120
Scoring - Total Points	121
Year-by-Year Scoring	122
Field Goals	123
Three-Point Field Goals	124
Free Throws	125
Rebounds	126
Assists	127
Blocks	128
Steals	129
Streaks	130
Miscellaneous Records	131-133
Overtime/100-Points	133
All-Time Results	134-141
Records vs. Major Conferences	142
Scores vs. All Opponents	143-146
UK Records in SEC Tournament	147
UK Records in NCAA Tournament	148

HISTORY & TRADITION



Timeline	150-163
The Early Years	164
All-Time Kentucky Coaches/Assistants	166
All-Time Teams	167-171
UK in National Rankings	172
Records vs. Ranked Opponents	173-175
Regular Season Tournaments	176-178
Cats in SEC Tournament	179
Cats in NCAA Tournament	180-182
Cats in Postseason WNIT	183-184
Memorial Coliseum/Records	185-186
Valerie Still Retired Jersey	187
UK All-Americans	188
SEC Honor Roll	189-190
1,000-Point Club	191-194
All-Time Letterwinners	195
Cats by the Numbers	196

MEDIA INFORMATION



UK Athletics Directory	198
Media Policies & Procedures	199-200
Following the Cats	201-203
Victory Club	204
SEC Media Relations/Travel Headquarters	205
Opponent Media Relations Contacts	206
UKathletics.com	207
2010-11 Radio/TV Chart	208

To purchase additional copies of the 2010-11 Kentucky Women's Basketball Yearbook, send a check or money order for \$15, which includes shipping and handling, to:

UK Media Relations
 Joe Craft Center • 338 Lexington Ave. • Lexington, KY 40506-0604
 859-257-3838 or go online at www.UKathletics.com

2010-11 CREDITS

The 2010-11 Kentucky Women's Basketball Yearbook was published by the University of Kentucky Athletics Department, Mitch Barnhart, Director.

UK Athletics Department

Joe Craft Center • 338 Lexington Ave. • Lexington, Ky 40506-0604 • 859-257-8000

Written & Compiled

Susan Lax, Sean Hilten, Eric Lindsey

Editors

Susan Lax, Rena Vicini, Sean Hilten, Eric Lindsey,

Editorial Assistants

Sean Cartell, Evan Crane, Melanie Curtsinger, Kyra Elzy, Matthew Mitchell, Nathan Schwake, Joe Scully and Rena Vicini

Cover Design and Layout

Kim Troxall

Photography Credits

Team Coyle (David Coyle, Joseph Rey Au, Pete Camagna, David Robertson, George Green, Bill Patterson and Ken Weaver), Chet White, *Lexington Herald-Leader*, WNBA Photo Services, Fernando Medina, USA Basketball, Chuck Perry, Victoria Graff, AP/Wide World, Kentucky Tourism, UK Public Relations, Susan Lax, Matt Steinke, NCAA, SEC, UK Hoops team and coaches

Printing

Welch Printing

Special Thanks

UK Public Relations, Kelley Bozeman, Beth Hanna, Jamie Holloway, Kathy Laws, Molly Mazzolini



Seniors Carly Morrow, Victoria Dunlap and Amber Smith

UK HOOPS KENTUCKY OUTLOOK WILDCATS STAFF REVIEW RECORDS HISTORY MEDIA

2010-11 KENTUCKY QUICK FACTS

MEDIA HISTORY RECORDS REVIEW STAFF WILDCATS OUTLOOK KENTUCKY UK HOOPS

General Information

Location Lexington, Ky.
 Enrollment 27,000
 Founded 1865
 Colors Blue & White
 Nickname Wildcats
 Conference Southeastern
 Arena Memorial Coliseum (8,500)
 All-Time Record In Arena (Years) 327-138 (.703 pct.) (35 years)
 Memorial Coliseum Press Row 859-323-5900
 Joe Craft Center Ticket Office 859-928-CATS
 Web site www.UKathletics.com

Administration

President Dr. Lee T. Todd, Jr. (Kentucky, '68)
 Faculty Rep Joseph L. Fink III (Philadelphia College of Pharmacy & Science, '70)
 Athletics Director Mitch Barnhart (Ottawa, '81)
 Senior Woman Admin.: Lisa Peterson (St. John's, '97)
 Athletics Phone Number (859) 257-8000

Media Relations Information

Basketball Contact Susan Lax (Freed-Hardeman, '95)
 Associate Media Relations Director
 E-mail slax0@uky.edu
 Office Phone 859-257-8420
 Cell Phone 859-608-5019
 Office Fax 859-323-4310
 Office Address Joe Craft Center, 338 Lexington Avenue
 Lexington, KY 40506-0604
 Assistant Basketball Contact Sean Hilen
 E-mail sdhile2@uky.edu
 Twitter UKHoopCats and UKAthleticsnews

UK Hoops Staff

Head Coach Matthew Mitchell (Mississippi State, '95)
 Overall Collegiate Coaching Record 91-69 (5 years) 56.8%
 Morehead State 30-29 (2 years) 50.8 %
 Kentucky 61-40 (3 years) 60.4%
 Associate Head Coach Kyra Elzy (Tennessee, '01)
 Assistant Coaches Matt Insell (MTSU, '07)
 Shalon Pillow (Tennessee, '02)
 Asst. AD/Women's BB Ops Pam Stackhouse (La. Tech, '91)
 Office Phone 859-257-1340
 Staff Support Associate Stephanie Campbell
 Recruiting Assistant Nikki Stewart
 Office Phone 859-257-6046
 Best Time to Contact Coach Contact SID - Susan Lax
 Video Exchange Karen Hewitt
 Trainer Courtney Jones
 Strength Coach Stephanie Tracey-Simmons
 Team Physician Dr. Robert Hosey

2009-10 Review

Record 28-8
 Home 17-0
 Away 6-6
 Neutral 5-2
 SEC (Finish) 11-5 (2nd)
 SEC Tournament (Record) SEC Tournament Finals (2-1)
 NCAA (Record) NCAA Elite Eight (3-1)

2010-11 PREVIEW

Starters Returning (4)

No.	Player	HT	CL	Pos	Ppg.	Rpg.
1	A'dia Mathies	5-9	So.	G	13.6	4.8
4	Keyla Snowden	5-7	Jr.	G	6.7	38.6 (3pt%)
34	Victoria Dunlap	6-1	Sr.	F	18.1	8.4
24	Amber Smith *	5-6	Sr.	PG	9.2	4.5 (apg)

Starters Lost (1)

25	Amani Franklin	5-11	Sr.	G	7.3	6.3
----	----------------	------	-----	---	-----	-----

* Out indefinitely with a knee injury

Other Letterwinners Returning (3)

No.	Player	HT	CL	Pos	Ppg.	Rpg.
3	Crystal Riley	5-5	Jr.	PG	3.2	1.1
5	Carly Morrow	5-11	Sr.	G	5.3	1.9
40	Brittany Henderson	6-2	So.	F	2.6	3.0

Other Letterwinners Lost (2)

No.	Player	HT	CL	Pos	Ppg.	Rpg.
12	Lydia Watkins	6-1	Sr.	G/F	6.5	4.5
23	Rebecca Gray	5-10	So.-TR	G	5.2	1.6

Newcomers (6)

No.	Player	Pos.	CL	HT	Hometown
0	Jennifer O'Neill	PG	Fr.-HS	5-6	Bronx, N.Y.
10	Bernisha Pinkett *	G	Fr.-RS	5-7	Washington, D.C.
11	Sarah Beth Barnette	F	Fr.-HS	6-2	Lexington, Ky.
20	Maegan Conwright	G	Fr.-HS	5-8	Arlington, Texas
31	Samantha Drake	F/C	Fr.-HS	6-3	Bardstown, Ky.
32	Kastine Evans	G	Fr.-HS	5-8	Salem, Conn.

* Enrolled at UK in January of 2010

All-American/All-Conference Candidates

Victoria Dunlap
 A'dia Mathies

Big Blue Sports Network (Radio)

Broadcast Info Big Blue Sports Network
 Play-by-Play Announcer Neil Price (6th year)

Big Blue Sports Network (Television)

Play-by-play Announcer Garry Gupton
 Color Analyst Christi Thomas

UK Videotape Footage

UK Sports Video 859-257-4830

History

All-Time Record: 603-455 (.570) (36 years)
 All-Time Conference Record: 121-208 (.367 pct.)
 All-Time Conference Tournament Record: 22-31 (.415)
 Conference Tournament Titles: One (1982)
 NCAA Tournament Appearances: Seven (Last in 2010)
 NCAA Tournament Record: 7-7



VIC

THIS IS UK HOOPS

THIS IS KENTUCKY BASKETBALL

“There is no louder place than Memorial Coliseum when our fans get on their feet and cheer for us. It gives me goose bumps thinking about it. UK fans are the best in the nation, no doubt about it.”

— Senior point guard Amber Smith



Kentucky fans are known for the electric atmosphere they create at all athletics events. Not only do the players feed off of their energy, but opposing teams often fear the intimidating roar of the UK crowd.



THE TRADITION CONTINUES



Kentucky women's basketball has been recognized as having a spirited and winning tradition. It was in the early 1900s that women began playing in Lexington ... and so the tradition continues.

13 Postseason Tournament Appearances, including a school-record SIX in a row:

1978, 1982, 1983, 1986, 1990, 1991, 1999, 2005, 2006, 2007, 2008, 2009, 2010



Kentucky was one of only FIVE schools in 2009-10 to rank in the top 25 for national attendance in three sports: football, men's basketball and women's basketball.

•Kentucky

- Tennessee
- Michigan State
- Texas
- Wisconsin

Matthew Mitchell introduced a new tradition to the UK Hoops team when he became the head coach in 2007. After each victory, the Wildcats gather at mid-court and sing the UK Fight Song with the fans.



KENTUCKY PAGEANTRY

UK HOOPS

KENTUCKY

OUTLOOK

WILDCATS

STAFF

REVIEW

RECORDS

HISTORY

MEDIA



Blue and White

The University of Kentucky adopted blue and white as its official colors in 1892.

Originally, however, UK students had decided on blue and light yellow prior to the Kentucky-Centre College football game on December 19, 1891.

The shade of blue, which is close to a royal blue, was chosen when a student asked the question, "What color blue?"

At the time, Richard C. Stoll (who lettered in football at UK in 1889-94) pulled off his necktie and held it up. The students then adopted that particular shade of blue.

A year later, UK students officially dropped the light yellow color for white.

Wildcats Nickname

The official nickname for the University of Kentucky's athletics teams is "Wildcats." The nickname became synonymous with UK shortly after a 6-2 football victory over Illinois on October 9, 1909, on the road.

Commandant Carbusier, then head of the military department at old State University (UK), told a group of students in a chapel service following the game that the Kentucky football team had "fought like wildcats."

Later the name Wildcats became more and more popular among UK followers as well as with members of the media. As a result, the nickname was adopted by the University.

Live Mascot

In 2000, the University of Kentucky, in cooperation with the Kentucky Department of Fish and Wildlife, adopted a three-year-old male bobcat to serve as the Wildcats' "official" mascot.

The wildcat named Blue has a permanent residence on display at a game farm just west of the state capitol in Frankfort, Ky.

The current cat was born in captivity and donated by the Woods and Wetlands of Cadiz, Ky. His life expectancy is 15-25 years.

Senior Day

Senior Day at Kentucky has become one of the most celebrated ceremonies in college basketball. Honoring the senior class, UK's event is one of the most elaborate and moving programs of its kind. The pregame ceremony begins with player introductions. Once they all have burst through banners bearing their likenesses, their families join them at center court. Then the state song, "My Old Kentucky Home," is sung as the home crowd bids farewell.





UK Dance Team

The UK Dance Team performs at halftime for all UK Hoops' home games. In February 2005, the squad took home its first national championship in Las Vegas at the United Spirit Association (USA) College Nationals. The Dance Team took home first place in jazz and third place in hip-hop. In 2006, they won second place in jazz and took a third-place finish in jazz at the 2007 and 2008 national competitions. In 2009, they finished seventh in jazz.


Under new head coach Dawn Duncan Walker, the dance team competed in the pom category in 2010, placing fifth at the national championships.



UK Pep Band

With more than 80 members, the University of Kentucky pep band is one of the largest in the nation. Performing at both home football and basketball games, the pep band has been named by *Southern Living* magazine as one of the "top 10 bands in the South."

The Alumni Band, composed of former UK band members, also is an important part of the UK Hoops experience. The Alumni Band plays at several UK Hoops games each year.



Scratch

Scratch joined the cheerleading squad in the mid '90s in conjunction with the UK Kids' Club, but today he has become almost as recognizable as the Wildcat.

EXPERIENCE THE EXCITEMENT OF POSTSEASON.

“We want to go to postseason and be playing on the last day a team can play every year. That’s our goal – to play and win the National Championship.”

— UK Coach Matthew Mitchell





- The Cats advanced to their seventh overall NCAA Tournament in 2010.
- UK earned a No. 4 seed in the Big Dance, its highest since 1983.
- The Wildcats defeated Liberty and Michigan State in the first & second rounds in Louisville, Ky., before upsetting top-seeded and fourth-ranked Nebraska in the Sweet 16.



- The win over the Huskers gave UK its first NCAA Elite Eight appearance since 1982 (the inaugural NCAA Tournament).
- Despite a 13-point advantage in the first half, the Cats fell 88-68 to third-seeded and 12th-ranked Oklahoma in the Regional Finals. Junior Victoria Dunlap was named to the Kansas City Regional All-Tournament team after recording her 22nd career double-double with 31 points and 13 rebounds.



Kentucky has advanced to postseason play in a school-record SIX consecutive seasons (two NCAA Tournaments and four WNIT)



MEMORIAL COLISEUM

"I love Memorial Coliseum. It is a really unique environment. The atmosphere is electric. Fans are loud and they're boisterous. It's just a great place to play, and we have the best fans in the world to play in front of because they are so invested in the program."

— UK Coach Matthew Mitchell

BLUE



UK ATTENDANCE THE PAST SEVEN SEASONS

	Total Attendance	APG	National Ranking
2003-04	72,533 (14 games)	5,182	16th
2004-05	90,663 (19 games)	4,772	20th
2005-06	77,411 (15 games)	5,161	20th
2006-07	87,943 (15 games)	5,863*	13th
2007-08	85,769 (18 games)	4,765	23rd
2008-09	75,194 (17 games)	4,423	21st
2009-10	95,615* (17 games)	5,624	14th

* - Indicates School record

UK HOOPS
KENTUCKY
OUTLOOK
WILDCATS
STAFF
REVIEW
RECORDS
HISTORY
MEDIA

HOME OF THE WILDCATS

Kentucky plays in historic Memorial Coliseum, which was built as a memorial to all Kentuckians who lost their lives serving their country.

- The Coliseum covers an entire city block and has as much space as a seven-story office building.
- Memorial became the exclusive home of the women's basketball team in 1976.
- Currently seats 8,500.
- A newly renovated state-of-the-art floor was installed in 2007, which is friendlier to each athlete's tendencies and cuts down on injuries.
- A new video board and scoreboard were installed in 2007, and a sound system was added in 2008.
- Wildcat fans are passionate about their basketball and that is why Kentucky women's basketball has ranked in the nation's top 25 and in the SEC's top four in attendance SEVEN straight years.



TOP 10 MEMORIAL COLISEUM ATTENDANCES

1.	10,622	Old Dominion	2/05/83
2.	8,429	Tennessee	1/29/04
3.	8,223	Auburn	2/18/83
4.	8,200	Tennessee	2/09/83
5.	8,130	Tennessee	1/23/00
6.	7,742	South Carolina	2/21/10
7.	7,643	Mississippi St.	2/20/05
8.	7,565	Ole Miss	1/14/07
9.	7,323	Louisville	12/20/09
10.	7,278	Tennessee	1/17/08

THE JOE CRAFT CENTER

UK HOOPS

KENTUCKY

OUTLOOK

WILDCATS

STAFF

REVIEW

RECORDS

HISTORY

MEDIA

"I'm from Kentucky, so I understand that the University of Kentucky athletics program means a great deal to the people of the state. Athletics play a big part in the development of young people, and I believe strongly in the work currently being done by the coaches, staff and student-athletes at UK."

— Joe Craft (UK '72, UK Law '76)




- The Joe Craft Center is a \$30 million, 100,000 square foot state-of-the-art practice facility that houses two practice courts; locker, meeting, training and weight rooms; and coaches' offices for men's and women's basketball, in addition to administrative and ticket offices.
- Meeting rooms feature "smart" technology, including the latest advances in video.
- UK Hoops players have access to the Joe Craft center 24 hours a day, seven days a week.
- The Joe Craft Center is located across the street from the new North Dorm where the women's basketball players live.
- Naming rights were awarded to Joe Craft, an eastern Kentucky native who currently resides in Tulsa, Okla., for his \$6 million donation to the facility.

Two gyms are 10,000 square feet each (roughly 40% bigger than new practice facilities at several other universities)



Meeting rooms feature 'smart' technology (Telestrator), including the latest advances in video.



A \$30 MILLION STATE-OF-THE-ART BASKETBALL PRACTICE FACILITY



"The Joe Craft Center is second-to-none. There is no other facility in the country like it. There is no other facility that can rival it. It is state-of-the-art in every imaginable area. From the gym floor to the space of the gym to the size of the gym, to the locker rooms, the training facilities, the weight room, the coaches' offices -- everything is first class. It is an honor to walk in here to work every day."

— UK Coach Matthew Mitchell

State-of-the-art flooring systems promote safety by reducing wear and tear on joints and muscles.



UK HOOPS

KENTUCKY

OUTLOOK

WILDCATS

STAFF

REVIEW

RECORDS

HISTORY

MEDIA

LIVING AT UK

UK HOOPS

KENTUCKY

OUTLOOK

WILDCATS

STAFF

REVIEW


RECORDS

HISTORY

MEDIA

Located next door to the New North dorm is the newly renovated Blazer Café, where UK student-athletes often eat.

- Demonstration pods to see your food being freshly prepared
- Deli Sandwiches made to order; cold, toasted, or panini style
- Salads: traditional self-serve or specialty salads made-to-order
- Pizza: watch your pizza being prepared or grab a quick slice
- Grill: charbroiled ¼-lb. burgers and chicken sandwiches, seafood, chicken strips, and more
- A rotation of Italian, Greek, German, and Asian entrées; Vegetarian dishes made-to-order
- A variety of breads and desserts along with soft-serve ice cream and Colombo® frozen yogurt
- Fresh fruit bar with made-to-order smoothies



“In the greatest conference in the country for women’s basketball, it is imperative that the University of Kentucky makes the investment necessary to give our coaches and athletes the opportunity to achieve their dreams.”

— UK Athletics Director Mitch Barnhart



- UK players live in fashionable, comfortable and safe living quarters
- New dorm (New North) was built in 2005 where UK Hoops players currently reside
- Spacious suite-style rooms
- Washers and dryers on every floor
- Study areas on every floor
- Kitchen and lounge on every floor
- Four students share a connecting bathroom
- Walking distance to Memorial Coliseum and Joe Craft Center



TOP-NOTCH MEDICAL CARE



Courtney Jones
Senior Athletic Trainer

UK's athletic training room is one of the best in the country. The Wildcats have immediate access to both the athletic training room as well as the best doctors in the nation. A nutritionist also is on hand to provide education on nutrition and proper diet.

The Joe Craft Center athletic training room is complete with:

- Rehabilitation equipment and area
- Doctor's offices located inside the training room
- State-of-the-art hydrotherapy room which includes a \$400,000 Hydroworx underwater treadmill for aquatic rehabilitation and hot/cold jacuzzis



Sarah Gerichs
Student Athletic Trainer



Rob Hosey, M.D.
Associate Head Team Physician

"I practically lived in the training room after my knee injury. I can't say enough about the quality care and attention I received from our trainers. I wouldn't be back playing without their help and encouragement."

*— Junior guard
Keyla Snowden*



Jill Kindy
Sports Nutritionist



BUILDING WILDCAT CHAMPIONS

UK HOOPS

KENTUCKY

OUTLOOK

WILDCATS

STAFF

REVIEW

RECORDS

HISTORY

MEDIA

The Joe Craft Center Weight Room



- Over \$300,000 in custom upgrades during the summer of 2009
- Three **multi-purpose, custom-designed racks** for Olympic lifting, squats, presses and pullups
- Two **Vertimax** stations
- Full weight range of Iron Grip and Uesaka Bumper plates custom made with UK logos
- Three Woodway treadmills along with a variety of non-impact cardio equipment
- In-Ground Platforms
- Keiser Strength and Hammer Strength equipment
- Infinity Performance Flooring
- Comprehensive program including full nutrition analysis and complete conditioning regimen
- Primary focus of the weight room: development of core strength by using ground-based, multi-joint lifting through use of the Olympic lifts
- **2,500** total square footage
- **SIX full-time** strength and conditioning coaches and **THREE** interns

"Our goal is simple, yet lofty, when it comes to strength and conditioning. We want to be the best-conditioned team in the country. We're very fortunate to have a great strength and conditioning coach, Stephanie Tracey-Simmons. If you are in great condition, you're able to play at a higher intensity level for a longer period of time. You're able to play stronger, faster and quicker and you're able to wear down opponents. Fitness is one of the huge factors in winning or losing in a sport like basketball."

— UK Coach Matthew Mitchell



During the offseason, the Wildcats also work out with speed, agility and quickness experts, Performance Training.

INDIVIDUAL INSTRUCTION

“Individual workouts allow me to work on my overall game. I can also take the things I learn in workouts and use them when I get in the gym on my own. The individual workouts prepare me for game time because we go full speed. The repetition of the drills also help me feel more confident and comfortable about my game.”

— Junior point guard Crystal Riley



“Coach Mitchell is big on individual development. We really focus on each players’ individual needs. Individual workouts are very beneficial as they help put the pieces of the puzzle together before we start practicing as a team.”

— Assistant Coach Shalon Pillow

PUTTING ACADEMICS FIRST

UK HOOPS

KENTUCKY

OUTLOOK

WILDCATS

STAFF

REVIEW

RECORDS


HISTORY

MEDIA

- UK spends approximately **\$1,500,000** each year for the operation of Center for Academic & Tutorial Services (CATS).
- In the last six seasons, all 19 of the UK Hoops players completing their eligibility also left with their degrees.
- In 2008-09, Kentucky was second in the SEC Winter Sports Academic Honor Roll with 45 student-athletes, including three UK Hoops players (Carly Morrow, Eleia Roddy and Carly Ormerod).
- Last season, Carly Morrow and Keyla Snowden were named to the SEC Winter Academic Honor Roll.



Former Wildcat Chelsea Chowning was chosen as UK Hoops' first Academic All-American in 2008. She also was the program's first SEC Scholar-Athlete of the Year.



Amani Franklin and Lydia Watkins graduated in 2010 with degrees in agricultural economics and sociology, respectively.


CATS

OHIO CASUALTY CENTER FOR ACADEMIC & TUTORIAL SERVICES

- Kentucky was the **FIRST SCHOOL IN THE NATION** to open an academic center dedicated exclusively to student-athletes. It's called CATS or the Ohio Casualty Center for Academic & Tutorial Services.
- CATS has the largest academic staff in the country with 11 full-time staff members, plus numerous graduate assistants and tutors.
- CATS houses a computer room with 35 computers which provides student-athletes with a quiet working environment for research, writing and studying.
- Each student-athlete has weekly academic meetings with a coach.
- Student-athletes have computer access and academic advisors on the road.
- CATS provides 900 hours of tutoring per week for student-athletes as well as spacious study areas and tutoring rooms.



- A community outreach office is located in CATS.
- A career development and life resource center is available to help job hunters.
- CATS is connected to Memorial Coliseum and the Joe Craft Center, therefore it's only a block away from the players' residence hall.



UK Hoops academic counselor Jon Ross provides assistance to freshman Maegan Conwright on registering for fall classes.

CATS has personnel available to assist with the following:

- Placement and Planning
- Internships
- Seminars (Financial Planning, Interviewing, etc.)
- Advising
- Resume Building
- Shadowing/Mentoring
- Writing Assistance



Bob Bradley
Associate
Athletics Director



Mike Haley
Director of
Advising Services



Rita Griffith
Tutor Program
Coordinator



Dustin Lewis
Life Skills
Coordinator



D'Ann Blankenship
Administrative Support
Associate



Tiffany Hayden
Academic Counselor



Barbara Deniston
Director of
Academic Services



Amy Craiglow
Academic Counselor



Jon Ross
Academic Counselor



Michael Stone
Academic Counselor



Mike Pirman
Academic Counselor

ALUMNI SUCCESS

The University of Kentucky is known throughout the world for its successful basketball programs but also for having the most passionate fans around. That's because there are over 250,00 alumni in all 50 states and in 99 countries around the world.

Numerous UK alumni have gone on to become presidents of universities and to lead Fortune 500 companies, including many success stories from former UK Hoops players.


Name	Years Lettered	Occupation
Nastassia Alcuis	2004-2007	Completing Lexington Firefighter certification/Playing semi-pro basketball for the Lexington Lightning - Lexington, Ky.
Jaye Barnes	1998-1999	Registered Nurse at UK Hospital - Lexington, Ky.
Carly Ormerod Bell	2006-2009	Enrolled in the physician assistant master's degree program at UK
Selia Helm Brooks	2001-2004	Head Start Center Coordinator/Building Supervisor at Community Action of Southern Kentucky - Bowling Green, Ky.
Mitzi Combs	1978	Operations Supervisor at Kentucky American Water - Lexington, Ky.
Arlene Baluyut-Cash	1979	Cosmetic and General Dentist - Frankfort, Ky.
Dr. Chelsea Chowning	2008	Pharmacist at St. Joseph Hospital/Varsity Girl's Basketball Coach at Lexington Catholic High School - Lexington, Ky.
Lisa Collins	1981-84	Sales - Lexington, Ky.
Mia Daniel	1990-93	Sales - Atlanta, Ga.
Sarah Elliott	2005-2008	Health Teacher/Head Girl's Basketball Coach at Lawrence Co. HS - Inez, Ky.
Racquel Ellis	2003-2004	Housing Specialist for Quadel Consulting - Miami, Fla.
Melanie Warren Ewing	1984-87	Manager of Case Management at Owensboro Medical Health System - Owensboro, Ky.
Jenny Pfeiffer Finora	2003-04, 2006-07	Head Women's Basketball Coach at Coker College (D-II) - Hartsville, S.C.
Tayna Fogle	1979-82	Re-entry Specialist for ex-offenders - Lexington, Ky.
Jennifer Goin Forker	2003-2004	Physical Therapist - Henderson, Ky.
Beth Hanna	1972-74	Chef/Owner - Hannah's on Lime - Lexington, Ky.
Sandy Harding	1984-87	Supervisor at Toyota - Georgetown, Ky.
Jenerrie Everette Harris	2001-2004	Assistant Women's Basketball Coach at Navy - Annapolis, Md.
Jennifer Humphrey	2003-2007	Professional Basketball Player for Basket Landes - Mont-de-Marsan, France
Cathy Proctor Krieger	1990-93	Human Resources Supervisor for Hy-Vee - Jefferson, Iowa
Elisa Ladson	2004	Special Education Teacher - Atlanta, Ga.
Margaret I. Lafontaine	(Manager)	Intramural Director at Morehead State University - Morehead, Ky.
Tedi Eberhart-Lee	1991-94	Self Employed - Southern Recruiting - Lithonia, Ga.
Jocelyn Mills Lyons	1990-93	Principal at Spencer County High School - Taylorsville, Ky.
Debbie Mack	1978-79	Middle School Teacher in Fayette County Public Schools/Girl's Basketball Coach Morton Middle School - Lexington, Ky.
Samantha Mahoney	2005-2008	Investment Accountant for Ky. teachers' retirement system - Lexington, Ky.
Dr. Tiffany Wait McCain	1996-2000	Pharmacist at Advance Care Hospital - Hot Springs, Ark.
LaTonya McDole	1999-2002	Counselor at Dayton Job Corps/Owner of Worldventures - Dayton, Ohio
Stacy McIntyre	1989-92	Sales Representative - Carson, Calif.
Natalie Martinez	1997-2000	Elementary School Physical Education Teacher - Albuquerque, N.M.
Debbie Miller	1984-87	Social Worker - Shelbyville, Ky.
Shelly Miller	1985-86	Insurance Broker - N. Ridgeville, Ohio
Stephanie Stumbo Mitchell	2003-2006	Account Manager for Premier Care Medical - Lexington, Ky.
Terri Lynn Naiser	1982-83	Territory Account Manager for Safety-Kleen Systems - Louisville, Ky.
Leslie Nichols	1983-86	Marketing Manager - The Lexus Store - Lexington, Ky.
Danyelle Payne	2002-2005	Educational Aide for District of Columbia Public Schools - Washington, D.C.
Sara Potts	2002-2005	Pharmacy Sales Representative for Lilly USA - Lexington, Ky.
Rebekah Reasor	1991-92	Sales - Lexington, Ky.
Eleia Roddy	2005-2009	Professional Basketball Player in Spain/Independent Retailer, CieAura LLC
Jody Runge	1981-84	Owner of The Painted Lady Inn Bed & Breakfast - Portland, Ore.
Anne Sarkalahti	1993-1995	Project Manager for Global Football (soccer) at Nike - Amsterdam, The Netherlands
Stacey Reed Sheppard	1992-95	Vice President of Sales/Marketing at 15inc.com - London, Ky.
Maria Donhoff Shockey	1978-81	Teacher - Lexington, Ky.
Michelle Smith	1984-88	Sr. Implementations Manager for First Data Corporation - Atlanta, Ga.
Valerie Still	1979-83	Completing Ph. D. dissertation from The Ohio State University/ High School Basketball Coach - Louisburg, Kan.
Christe Jordan-Sweat	1991-94	Chief of Court Service - Oklahoma City, Okla.
Keiko Tate	2002-2005	Trace Agent at FedEx Ground - San Diego, Calif.
Karri Koach Venn	1992-95	Director of Research for LMC Endocrinology Centres - Burlington, Ontario
Patty Jo Hedges Ward	1980-83	Physical Education/Health Teacher at Eastern HS - Louisville, Ky.
Debra Oden Williams	1978-80	Elementary School Teacher in Fayette County Public Schools - Lexington, Ky.



ELEIA RODDY



PATTY JO HEDGES



JENNY PFEIFFER



LESLIE NICHOLS

UK HOOPS

KENTUCKY

OUTLOOK

WILDCATS

STAFF

REVIEW

RECORDS

HISTORY

MEDIA

To update Alumni information visit www.ukalumni.net and e-mail slax0@uky.edu

200 MAJORS & 17 ACADEMIC COLLEGES



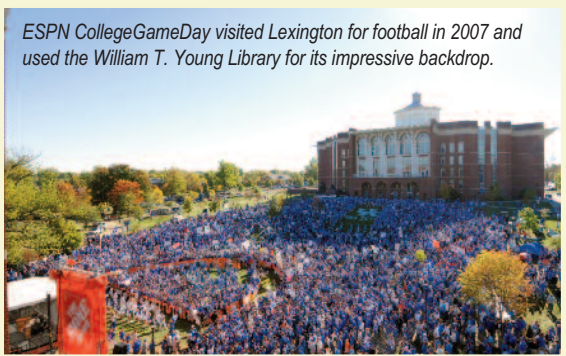
- 18-to-1 Student-Faculty Ratio
- Average ACT Score for Incoming Freshmen: 23.9
- UK has earned more than 70 national rankings for academic excellence
- UK is ranked in the nation's top 20 in "Best Value for Public Colleges and Universities"



- The \$58 million William T. Young Library has the largest book endowment among public universities.
- The library covers 365,350 square feet, more than six football fields. The building is five stories high, plus a basement.
- If laid end-to-end, the bookshelf space would stretch 198,828 linear feet - that's more than 37 miles of shelf space. The shelves will house 1.2 million books.

Agriculture
 Arts and Sciences
 Business and Economics
 Communications & Information Studies
 Dentistry
 Design
 Education
 Engineering

Fine Arts
 Health Sciences
 Law
 Libraries
 Medicine
 Nursing
 Pharmacy
 Public Health
 Social Work



ESPN CollegeGameDay visited Lexington for football in 2007 and used the William T. Young Library for its impressive backdrop.

CATS WHO CARE

UK HOOPS

KENTUCKY

OUTLOOK

WILDCATS

STAFF

REVIEW

RECORDS

HISTORY

MEDIA

Many Kentucky players choose to take part in the UK Athletics community service program called "Cats Who Care." The Wildcats participate in a variety of community service projects, including mentoring, hospital visits, speaking engagements and food drives.





The UK Hoops team used one of their off days last season to visit patients and serve lunch at the Hope Center Recovery Program for Women (pictured above and left).



THE SEC & THE WNBA



- The league leads the nation with **EIGHT** national championships, **10** runner-up finishes, **34** Final Four appearances and **96** first-team All-America honors.
- In the 29-year history of the NCAA Women's Basketball Tournament, no league has posted more appearances (176), wins (329), Final Four appearances (34) or titles (8) than the SEC.
- SEC teams have earned appearances in **25 of 29** NCAA Final Fours, an accomplishment unmatched by any other league.
- The SEC has paced the pack in NCAA tournament bids **21** times in its 29-year history.
- In terms of rankings, the **SEC** has the richest history of any conference in the nation, boasting more poll appearances than any other.
- The Southeastern Conference had **27** former SEC student-athletes make 2010 WNBA opening day rosters.
- In this year's WNBA draft, a total of **SIX** SEC women's basketball players were taken.
- Since the inaugural WNBA draft in 1997, the SEC has had **110** former players drafted for the professional league.



Four former Wildcats have gone on to play in the WNBA, including Jennifer Humphrey, Tiffany Wait McCain, Shantia Owens, and Valerie Still.

STATE FARM/KODAK ALL-AMERICANS

VICTORIA DUNLAP & VALERIE STILL

UK HOOPS

KENTUCKY

OUTLOOK

WILDCATS

STAFF

REVIEW

RECORDS

HISTORY

MEDIA


In 2009-10, Victoria Dunlap (2008-present) became the second player in school history to be named to the prestigious 10-member WBCA/State Farm Coaches' All-America team (formerly Kodak).

As a junior, the SEC Player of the Year led UK on both ends of the court, averaging 18.1 points, 8.4 rebounds, 3.1 steals and 1.9 blocks per game. She also set new UK single-season records in blocks (66), blocks per game (1.90) and steals (107). Dunlap was the only player to rank among the SEC's top three in scoring and rebounding.





Valerie Still (1979-83) was UK's first Kodak All-American. To this day, she is the leader among all Wildcats (men or women) for career scoring (2,763) and rebounding (1,525). She was a three-time Kodak All-American after leading the program in scoring four straight seasons with a career average of 23.2 ppg. At one point during the 1981-82 season, she led the nation in both scoring and rebounding before finishing second in both categories (24.8 ppg and 14.3 rpg).



ONLY THE BEST WEAR NIKE

UK HOOPS

KENTUCKY

OUTLOOK

WILDCATS

STAFF

REVIEW

RECORDS

HISTORY

MEDIA

Thanks to Nike's extensive research and product development, the Kentucky Wildcats stay on the cutting edge of quality and style with all of their gear. All 22 sports use Nike shoes and equipment, and over the course of the contract, the Wildcats will receive MILLIONS of DOLLARS worth of clothing and equipment.



ENGINEERED TO THE EXACT SPECIFICATIONS
OF CHAMPIONSHIP ATHLETES.



“Receiving all of our Nike gear was like opening gifts on Christmas morning. We get a lot of shoes, warmup suits, sweatshirts and much more. We are definitely blessed at UK.”
— Junior point guard Crystal Riley



FIRST-CLASS MARKETING

UK HOOPS

KENTUCKY

OUTLOOK

WILDCATS

STAFF

REVIEW

RECORDS


HISTORY

MEDIA

Kentucky has a first-class marketing department invests enormous time and resources on a marketing campaign for women's basketball. Some of the ways UK is marketed each year are: TV, radio and newspaper advertisements, billboards throughout the state, banners around campus, direct-mail pieces, community support, sponsorships and many fan events.



Coach Matthew Mitchell throws out a ceremonial first pitch at a UK baseball game each season.



Day in the Park with Matthew Mitchell

Each summer hundreds of UK Hoops fans enjoy the annual "Day in the Park with Matthew Mitchell" presented by the Victory Club. The event features food, inflatable games, face painting, music and a meet and greet with the Wildcat coaches and players.



UK Hoops 5K Run/Walk

The 5k run/walk was introduced in 2009 to help sell season tickets and it proved to be a great success. Over 200 runners/walkers attended the first event and last season a record number 300 runners/walkers joined the UK team and coaching staff in the race.



PRIMETIME EXPOSURE

UK HOOPS

KENTUCKY

OUTLOOK

WILDCATS

STAFF

REVIEW

RECORDS

HISTORY

MEDIA

No matter where you live in the Big Blue Nation, you can follow the Kentucky women's basketball team from a variety of ways throughout the season.



The Wildcats will be televised a school-record 20 times during the regular season, including five games on the ESPN family of networks.



Kentucky was televised 18 times in 2009-10, including seven times on the ESPN family of networks.





Internet – Fans can follow all the action complete with stats and photos on UKathletics.com

Print – A variety of print publications, including newspapers and magazines, cover the Wildcats

Radio – Every game is broadcast live on the Big Blue Sports Radio Network



Follow us on Twitter – @UKHoopCats and @UKCoachMitchell



Follow us on Facebook – Kentucky Wildcats
Matthew Mitchell

Follow Coach Mitchell on Lexy – Coach Mitchell was the first collegiate women's basketball coach to be heard on Lexy. There are 3 easy ways to hear Coach Mitchell on Lexy! Text ADD Coach Mitchell to 68948, Call 415-413-8735 and press "8" to subscribe or visit CoachMitchell.Lexy.com and check 'Get Alerts.'



UK HOOPS
KENTUCKY
OUTLOOK
WILDCATS
STAFF
REVIEW
RECORDS
HISTORY
MEDIA

TRAVELING WITH THE CATS AROUND THE BIG BLUE NATION

The Wildcats have traveled all over the world and are always finding new and exciting places to go.



- CUSTOM DESIGNED BUS, SPECIFICALLY FOR KENTUCKY ATHLETICS
- FIRST-CLASS PRIVATE JETS
- COMFORTABLE HOTEL ACCOMMODATIONS
- ACADEMIC ADVISORS AND LAPTOPS AVAILABLE ON THE ROAD



“It will always be our goal to play a national schedule and give our players opportunities to go to different parts of the country. The manner in which we travel is first class. Being able to charter jets and fly back the night of a game minimizes our class absences from potentially three days to a single day.”

— UK Coach Matthew Mitchell





Typical Game Day Schedule

- 9:00 a.m. Breakfast
- 10:00 a.m. Film on opponent
- 11:00 a.m. Taping/treatment
- 11:30 a.m. Depart for shoot-around
- Noon Shoot-around
- 1:30 p.m. Return to hotel
- 3:00 p.m. Pre-game meal in hotel
- 5:00 p.m. Depart for game
- 7:00 p.m. Game time!
- 9:30 p.m. Dinner
- 12:30 a.m. Return to the basketball capital of the world, LEXINGTON!



BIG BLUE MADNESS

UK HOOPS

KENTUCKY

OUTLOOK

WILDCATS

STAFF

REVIEW

RECORDS

HISTORY

MEDIA

When former Kentucky men's basketball coach Joe B. Hall decided in 1982 that he needed to boost enthusiasm for the upcoming season, he remembered a special practice Maryland's Lefty Dreisell had conducted nearly a decade before. He would invite the fans to a midnight practice on the first day college teams could begin preseason practice. So in October, Kentucky held an event that was billed as "Midnight Special." For many years, until the term was trademarked, the event was called "Midnight Madness." Now, Kentucky fans flock each October to "Big Blue Madness."

More than 8,500 fans attended that first practice in the then-12,000-seat Memorial Coliseum. Entry into the gym was somewhat easier then — those still arriving near the stroke of midnight had no problem getting a seat. But the seed of growth had been planted for what is still an annual, free event.



Since its inception in 1982, it had been held in Memorial Coliseum. But with the Coliseum's capacity limited to 5,000 because of the construction of the new practice facility, UK held its first "Big Blue Madness" in Rupp Arena in 2005. Free tickets were distributed on Oct. 1, and about 20,000 tickets were claimed during the first 35 minutes. It took a little more than 48 hours to distribute the rest of the tickets. The event has stayed in Rupp Arena since 2005 and fans camp out days in advance to be the first in line to receive free tickets.



"It's the one time where 25,000 people come to a practice and it doesn't happen anywhere else in the country. It just shows you the unique tradition of Kentucky basketball. It is a spectacle. It is an unbelievable night and it's the most unique of its kind in the country."

— UK Coach Matthew Mitchell



CATSPY AWARDS

2010

The women's basketball team, as well as all of Kentucky's 22 varsity sports programs, are honored each year at the CATSPY Awards.

Based on the highly popular "ESPY Awards" hosted by ESPN, the CATSPY Awards ceremony is a dinner and awards show honoring UK student-athletes, coaches and administrators. The event is held each year in April.

With co-winners in some categories, a total of four teams and 24 individuals were recognized last season at the eighth-annual CATSPY Awards in Memorial Coliseum. Jay Crawford of ESPN and Christi Thomas of WKYT served as co-hosts of the event for the third consecutive season.



Female Character Award
Christine Johnston (Tennis)

Male Character Award
Kwasi Obeng (Track and Field)

Female Community Service Award
Andrea Halasek (Track and Field)

Male Community Service Award
Josh Nadzam (Track and Field)

Female Supporting Role
Natalie Smith (Softball)

Male Supporting Role
John Conner (Football)

Female Scholar Athlete of the Year
Julie Hull (Soccer)

Male Scholar Athlete of the Year
Chad Hagerty (Soccer)

Female Academic Team of the Year
Women's Swimming

Male Academic Team of the Year
Men's Golf

>> Female Rookie of the Year
A'dia Mathies (Basketball)

Male Rookie of the Year
DeMarcus Cousins (Basketball)

Mike Lyden Courage Award
Lydia Watkins (Basketball)

>> Female Performance of the Year
A'dia Mathies (Basketball)

Male Performance of the Year
Sam Maxwell (Football)

Scratch Award
Laura Stokowski (Volleyball)

Lifetime Achievement Award
Russ Pear (Assoc. AD for Facilities & Operations)

One Shining Moment
Men's Basketball

Bill Keightley "Assist" Award
Brigid Hamill (GA for Strength and Conditioning)

Blue Heart Award
Derrick Locke (Football)

>> Female Team Coach of the Year
Matthew Mitchell (Basketball)

Male Team Coach of the Year
John Calipari (Basketball)

>> K-Association Female Athlete of the Year
Victoria Dunlap (Basketball)

K-Association Male Athlete of the Year
John Wall (Basketball)

Miss Wildcat
Molly Johnson (Softball)
Sarah Rumely (Volleyball)

Mr. Wildcat Randall
Randall Cobb (Football)
Patrick Patterson (Basketball)

Men's Team of the Year
Men's Basketball

>> Women's Team of the Year
Women's Basketball

UK HOOPS BASKETBALL CAMPS

UK HOOPS

KENTUCKY

OUTLOOK

WILDCATS

STAFF

REVIEW

RECORDS

HISTORY

MEDIA

SHOOTING & BALL HANDLING CAMP

The Shooting & Ball Handling Camp is for students entering 7th through 12th grades next fall. The camp focuses on the fundamentals of shooting in the morning session and ball handling in the afternoon session. Campers will be divided into groups based on age and ability. Kentucky staff members will be participating in the individual workouts each day.

OVERNIGHT CAMP

The individual camp is for students entering 5th through 12th grades next fall and is designed to develop the total basketball player. Campers receive detailed instruction about ball handling, passing, dribbling, footwork, defense and rebounding. Each camper participates in league games as well as a variety of individual competitions. For young girls there is no better way to enjoy vacation than to shoot some hoops on the University of Kentucky campus and learn from the Wildcats.

ELITE CAMP



Come and join us for UK Hoops' fifth annual elite camp. This camp is designed for the serious minded, advanced player looking to take their game to another level. Campers will receive individual instruction on their skill development. Position play is the main focus and players will work on skills that will make them a better all around player. This camp is for students entering 7th through 12th grades in the fall.

DAY CAMP

The day camp is open to girls entering 2nd through 8th grades next fall. The camp focuses on fundamentals of the game and is designed to excite young girls about the game of basketball. Campers will be divided into groups based on age and ability. There will be games and daily fun competitions. Campers are asked to bring lunches each day; drinks will be provided.

TEAM CAMP

The team camp allows Varsity and Junior Varsity teams the opportunity to compete against other teams. Each team is guaranteed seven games during the camp. In addition, to the regularly scheduled games the campers will compete in a special situation tournament and attend a NCAA seminar. All games are officiated by certified officials.



MESSAGE FROM COACH MITCHELL:

I would like to take this opportunity to personally invite you to the Kentucky Women's Basketball Camps. Our camps guarantee an exciting and fun-filled experience. The camps provide a complete, in-depth basketball experience emphasizing fundamentals in order to allow young girls to reach their full potential. In addition, our camps allow participants to receive great instruction from the Kentucky Women's Basketball coaches and players.

Matthew Mitchell



CARLY

KENTUCKY LIFE

1294

1294

462710

KENTUCKY

THE BLUEGRASS STATE

“If the United States can be called a body... then Kentucky can be called its heart.”

— Jesse Stuart, Noted Kentucky Author

UK HOOPS

KENTUCKY

OUTLOOK

WILDCATS

STAFF



REVIEW

RECORDS

HISTORY

MEDIA

- Kentucky is one of only four states in the nation designated as a commonwealth
- State capital is Frankfort
- State flower is the goldenrod
- State tree is the Kentucky Coffee Tree
- State song is “My Old Kentucky Home”
- Kentucky has more miles of running water than any other state except Alaska
- Kentucky has the world’s longest cave system – Mammoth Cave – with over 300 miles of mapped passageways
- Central Kentucky is internationally known as the Horse Capital of the World





Kentucky
UNBRIDLED SPIRIT™

Kentucky is hosting the 2010 Alltech FEI World Equestrian Games.

LEXINGTON

- The Bluegrass is a beautiful area with rolling hills, horse farms, and Keeneland and Red Mile race tracks.
- The Bluegrass Airport has major airlines including Delta, United, Continental, Northwest, US Air and American. It is a convenient 10-minute drive to campus from the airport.



- **Location:** Within a day's drive of 75% of the U.S. population
- **Population:** Lexington-Fayette County – 296,545
- **Time Zone:** Eastern
- **Average Temperature:** (F)
 - Spring – 74° High, 34° Low
 - Summer – 86° High, 61° Low
 - Fall – 79° High, 36° Low
 - Winter – 54° High, 23° Low
- **Annual Precipitation:** 44.6 inches

- According to *Men's Health Magazine*, Lexington is the No. 15 sports-obsessed city in the United States. The magazine did a ranking of the 100 most sports-obsessed U.S. cities, ranking Lexington ahead of such cities as Durham, N.C. (Duke University), Austin, Texas (University of Texas) and Madison, Wis. (University of Wisconsin).
- Cheer on numerous sporting events, including UK's 22 sports teams, the Lexington Legends Class A baseball team and the Bluegrass Stallions semi-professional basketball team in the American Basketball Association.
- Lexington has four shopping malls and seven unique shopping areas located in the heart of downtown and within close proximity to campus.



UNIVERSITY OF KENTUCKY

UK HOOPS

KENTUCKY

OUTLOOK

WILDCATS

STAFF


REVIEW

RECORDS

HISTORY

MEDIA

- The University of Kentucky is very diverse. UK students represent 115 countries, all 50 states and every county in the Commonwealth.
- UK has 200 majors and degree programs in 17 academic and professional colleges available. This gives students the ability to change or specialize in any area of study.
- UK is ranked first among the nation's top 20 universities for small class size (90% of classes include 40 students or less).
- UK is one of only **SEVEN** universities in the U.S. that have programs in agriculture, engineering, law, medicine and pharmacy on a single campus.
- UK has been rated as one of the **100** best colleges for African-American students.
- UK Athletics spends approximately \$1.5 million each year for academic support of student-athletes.
- UK is in the midst of a \$2.5 billion building program that will further enhance the university's standing as one of the best medical facilities in the country.



- The W.T. Young Library is located in the middle of campus and has the largest book endowment among public universities, ranked second only to Harvard among all universities.



UK is ranked as the fourth-best campus for safety among 135 schools surveyed by Reader's Digest.

HOME OF CHAMPIONS

In the past five years, Kentucky has won 13 conference championships, including 11 SEC championships, and three Individual NCAA Championship titles.



UK HOOPS

KENTUCKY

OUTLOOK

WILDCATS

STAFF

REVIEW

RECORDS

HISTORY

MEDIA

ATHLETICS FACILITIES

UK HOOPS

KENTUCKY

OUTLOOK

WILDCATS

STAFF

REVIEW

RECORDS

HISTORY


MEDIA



CLIFF HAGAN STADIUM



COMMONWEALTH STADIUM



HILARY J. BOONE TENNIS COMPLEX



LANCASTER AQUATIC CENTER



MEMORIAL COLISEUM



NUTTER CENTER



NUTTER FIELD HOUSE



RIFLE RANGE



RUPP ARENA



SOCCER COMPLEX




SOFTBALL COMPLEX



UNIVERSITY CLUB

WILDCATS MAKING THEIR MARK



J.B. HOLMES - 2008
FBR OPEN CHAMPION
AND MEMBER OF
2008 WINNING RYDER
CUP TEAM




TAYSHAUN PRINCE - 2004
NBA CHAMPION WITH THE
DETROIT PISTONS AND 2008
OLYMPIC GOLD MEDALIST
WITH USA BASKETBALL



RAJON RONDO - 2008 NBA
CHAMPION WITH THE BOSTON
CELTICS




WESLEY WOODYARD -
LINEBACKER AND TEAM
CAPTAIN FOR THE DENVER
BRONCOS



JOE BLANTON - 2009 WORLD
SERIES CHAMPION WITH THE
PHILADELPHIA PHILLIES



FIVE FORMER WILDCATS
MADE HISTORY IN THE 2010
NBA DRAFT AS ALL FIVE
WERE SELECTED IN THE
FIRST ROUND, LED BY JOHN
WALL, THE FIRST WILDCAT
EVER SELECTED AS THE
FIRST OVERALL PICK



DR. LEE T. TODD, JR

PRESIDENT

Lee T. Todd, Jr., became the 11th president of the University of Kentucky on July 1, 2001, after serving as senior vice president of IBM's Lotus Development Corp. President Todd is the sixth UK alumnus to hold the presidency.

President Todd is a member of the National Academies' Committee on Research Universities. He serves as chair of the Advisory Board for the National Science Foundation's Directorate for Education and Human Resources Committee. He is immediate past chair of the Board of Directors for the Association of Public and Land-Grant Universities (APLU) and is presently chair of the APLU Science Math Teacher Imperative (SMTI). He represents the Southeastern Conference as a member of the NCAA Division I Board of Directors. President Todd is a member of the Executive Committee of the Business Higher Education Forum. He serves on the EQT Corporation Board of Directors and is chair of the Kentucky Council on Postsecondary Education's STEM (Science, Technology, Engineering, and Mathematics) Task Force. He is chair of the National Consortium for Continuous Improvement in Higher Education's (NCCI) Leveraging Excellence Award selection panel.

He continues to champion UK's outreach efforts. President Todd launched a university-funded research program called the Commonwealth Collaboratives. The initiative features 36 of UK's top research teams, who are focused on solving the intrinsic problems that have held the state back from reaching its full potential. It is part of UK's effort to ensure that its research hits the ground in Kentucky and changes lives throughout the Commonwealth.

President Todd has spearheaded an effort to revitalize

health care in Kentucky. In June 2006, UK unveiled the Commonwealth's Medical Campus of the Future, a multi-phased project aimed at providing Kentuckians with cutting-edge, 21st century health care. As part of the revamped academic medical campus, UK will construct a new, one million square foot University of Kentucky Albert B. Chandler Hospital and a new College of Pharmacy.

President Todd is Chair of the Board of Directors and Executive Committee for the Association of Public and Land-grant Universities (APLU). He also is President of the Southeastern Conference (SEC) Executive Committee. President Todd serves on the Equitable Resources Board of Directors and is chair of the Kentucky Council on Postsecondary Education's STEM (Science, Technology, Engineering and Mathematics) Task Force. He is chair of the National Consortium for Continuous Improvement in Higher Education's (NCCI) Leveraging Excellence Award selection panel. President Todd also is a member of the Business Higher Education Forum and the Council on Competitiveness.

He is married to the former Patricia Brantley, a UK graduate who earned her master's degree from Simmons College in Boston. They have two adult children, UK graduates Troy and Kathryn.



“Dr. Todd is very supportive of our program and he and his wife, Patsy, have attended many of our games. We love it and are very appreciative when they are there. He is a really cool person to be around.” — Senior guard Amber Smith

UK Board of Trustees

(as of July 1, 2010)

Edward Britt Brockman, Chair
 Sheila Brothers
 Penelope A. Brown
 Jo Hern Curris
 Dermontti F. Dawson
 William Stamps Farish, Jr.
 Oliver Gannon
 Carol Martin (Bill) Gatton
 Pamela T. May, Secretary
 Everett McCorvey
 Billy Joe Miles
 Terry Mobley
 Sandy Bugie Patterson
 Joe Peek
 Erwin Roberts
 Charles R. Sachatello
 C. Frank Shoop
 Ryan M. Smith
 James W. Stuckert
 Barbara Young

UK Athletic Board

(as of July 1, 2010)

Jack Brown
 Frank Butler
 Dermontti F. Dawson
 Luther Deaton
 Joe Fink
 Tom Hammond
 Scott Kelley
 Kathi Kern
 Robert Mock
 Frank Shoop
 Kumble Subbaswamy
 Lee T. Todd, Jr.
 Bruce Walcot
 Lionell Williamson



UK HOOPS

KENTUCKY

OUTLOOK

WILDCATS

STAFF

REVIEW

RECORDS

HISTORY

MEDIA

MITCH BARNHART

DIRECTOR OF ATHLETICS

Mitch Barnhart is in his ninth year at the University of Kentucky, with unparalleled accomplishments in his past and unprecedented goals for the future.

Looking to build on the successes under his direction, Barnhart's ambitious course for the future was revealed in November 2008 with the 15 by 15 by 15 Plan. The goals are to win at least 15 conference or national championships and rank among the NCAA's top 15 athletic programs by 2015 – all of which would be unprecedented achievements for UK Athletics – while continuing to expand the department's service to the commonwealth of Kentucky. Another goal is a cumulative 3.0 grade-point average for UK's 500-plus student-athletes on an annual basis.

The goal Barnhart set nine years ago to mold an athletics department that competed with integrity, won championships with class and succeeded in the classroom is beginning to come to fruition with the close of the 2009-10 athletics season.

UK continued its annual improvement in the Directors' Cup standings with a finish of 29th place in 2009-10. It was the school's best showing since Barnhart's arrival, its top finish since the 1997-98 season and only three slots away from the best mark in school history.

The primary academic target was met at the conclusion of the 2010 spring semester as UK's student-athletes notched a composite 3.04 GPA, the highest semester of the Barnhart era, but Barnhart wants to continue to see academic success and improvement in the future. In addition, UK has consistently posted strong numbers in the NCAA Academic Progress Rate as every one of UK's 22 varsity sports have avoided penalties in the APR's six-year existence. Graduation rates, which date back to classes that entered six years ago, are beginning to show the improvement Barnhart emphasized upon his arrival in 2002.

Barnhart's connection to UK student-athletes is evident by his individual interaction and dedication to provide the support services necessary to meet their needs. UK Athletics spends more than \$1.5 million annually on its nationally renowned Center for Academic and Tutorial Services. He also began the CATSPYs, an annual awards program that honors the best of UK Athletics.

Additional initiatives begun under Barnhart's leadership include fully funding all 22 varsity sports with maximum number of scholarships and coaches, creating the UK Athletics Hall of Fame and the construction of the Joe Craft Center, a \$30 million facility that includes practice and administrative space for a variety of sports.

Barnhart's influence reaches far beyond the fields of competition. Despite athletics' urgent financial needs, Barnhart founded a \$1.2-million annual contribution to



The Barnhart Family: (L-R): Blaire, Mitch, Connie, Kirby, McKenzie Willoughby (son-in-law) and Scott.

“Mr. Barnhart is one of the most genuine people I’ve ever met. He has a genuine interest for each athlete, on and off the court, no matter what sport. He truly cares about how we conduct ourselves and he wants to make sure we represent UK in a positive way.” — Senior guard Carly Morrow

the University's scholarship program, a donation that was increased to \$1.7 million annually in 2009-10.

Social responsibility in the Commonwealth of Kentucky also is a priority for Barnhart, who is extremely active in community service and encourages UK athletics staff and student-athletes to do the same.

He has been involved on the national level as well and in 2010 will become the chair of the NCAA Basketball Issues Committee.

Barnhart arrived at UK from Oregon State, where he served four successful years (1998-2002) as athletics director. Before OSU, he worked in athletics administration posts at Tennessee (1986-98), Southern Methodist University (1983-86), Oregon (1983) and San Diego State (1982-83).

Barnhart is a native of Kansas City, Kan. He earned his bachelor's

degree from Ottawa University (Kansas) in 1981 and a master's in sports administration from Ohio University in 1982.

His family includes his wife, Connie, three children, Blaire, Scott, Kirby Willoughby and her husband, McKenzie.



UK HOOPS KENTUCKY

OUTLOOK

WILDCATS

STAFF

REVIEW

RECORDS

HISTORY

MEDIA

THE VISION

UK HOOPS

KENTUCKY

OUTLOOK

WILDCATS

STAFF

REVIEW

RECORDS

HISTORY

MEDIA





AMBER



2010-11 OUTLOOK



2010-11 ROSTERS

UK HOOPS
KENTUCKY
OUTLOOK
WILDCATS
STAFF
REVIEW
RECORDS
HISTORY
MEDIA

NUMERICAL

No.	Name	Pos.	Cl.	Ht.	Hometown/HS/College
0	Jennifer O'Neill	PG	Fr.-HS	5-6	Bronx, N.Y./Saint Michael Academy
1	A'dia Mathies	G	So.-1L	5-9	Louisville, Ky./Iroquois HS
3	Crystal Riley	PG	Jr.-1L	5-5	Memphis, Tenn./ Hillcrest HS/LSU
4	Keyla Snowden	G	Jr.-1L	5-7	Lexington, Ky./Lexington Catholic HS/Akron
5	Carly Morrow	G	Sr.-3L	5-11	Lookout Mountain, Ga./Chattanooga Girls Prep School
10	Bernisha Pinkett	G	Fr.-RS	5-7	Washington, D.C./ Howard D. Woodson HS
11	Sarah Beth Barnette	F	Fr.-HS	6-2	Lexington, Ky./Lexington Christian Academy
20	Maegan Conwright	G	Fr.-HS	5-8	Arlington, Texas/Timberview High School
24	Amber Smith	PG	Sr.-3L	5-6	Winter Haven, Fla./Winter Haven HS
31	Samantha Drake	F/C	Fr.-HS	6-3	Bardstown, Ky./Nelson Co. HS
32	Kastine Evans	G	Fr.-HS	5-8	Salem, Conn./Norwich Free Academy
34	Victoria Dunlap	F	Sr.-3L	6-1	Nashville, Tenn./Brentwood Academy
40	Brittany Henderson	F	So.-1L	6-2	Pasadena, Calif./John Muir HS

ALPHABETICAL

Name	No.	Pos.	Cl.	Ht.	Hometown/HS/College
Sarah Beth Barnette	11	F	Fr.-HS	6-2	Lexington, Ky./Lexington Christian Academy
Maegan Conwright	20	G	Fr.-HS	5-8	Arlington, Texas/Timberview High School
Samantha Drake	31	F/C	Fr.-HS	6-3	Bardstown, Ky./Nelson Co. HS
Victoria Dunlap	34	F	Sr.-3L	6-1	Nashville, Tenn./Brentwood Academy
Kastine Evans	32	G	Fr.-HS	5-8	Salem, Conn./Norwich Free Academy
Brittany Henderson	40	F	So.-1L	6-2	Pasadena, Calif./John Muir HS
A'dia Mathies	1	G	So.-1L	5-9	Louisville, Ky./Iroquois HS
Carly Morrow	5	G	Sr.-3L	5-11	Lookout Mountain, Ga./Chattanooga Girls Prep School
Jennifer O'Neill	0	PG	Fr.-HS	5-6	Bronx, N.Y./Saint Michael Academy
Bernisha Pinkett	10	G	Fr.-RS	5-7	Washington, D.C./ Howard D. Woodson HS
Crystal Riley	3	PG	Jr.-1L	5-5	Memphis, Tenn./ Hillcrest HS/LSU
Amber Smith	24	PG	Sr.-3L	5-6	Winter Haven, Fla./Winter Haven HS
Keyla Snowden	4	G	Jr.-1L	5-7	Lexington, Ky./Lexington Catholic HS/Akron

BY CLASS

Seniors (3)

Victoria Dunlap
Carly Morrow
Amber Smith

Juniors (2)

Crystal Riley
Keyla Snowden

Sophomores (2)

Brittany Henderson
A'dia Mathies

Freshmen (6)

Sarah Beth Barnette
Maegan Conwright
Samantha Drake
Kastine Evans
Jennifer O'Neill
Bernisha Pinkett

BY HEIGHT

5-5Crystal Riley
 5-6Amber Smith
 5-7Keyla Snowden
Bernisha Pinkett
 5-8 ...Maegan Conwright,
Kastine Evans
 5-9A'dia Mathies
 6-1Victoria Dunlap
 6-2 ...Sarah Beth Barnette
Brittany Henderson
 6-3Samantha Drake

PRONUNCIATION

A'dia (ODD-e-uh)
 Mathies (MATH-is)
 Kastine (Kas-TEEN) Evans
 Bernisha (Ber-KNEE-sha)
 Pinkett
 Keyla (KEE-la)
 Snowden (SNO-den)



CAN YOU HEAR US NOW?

Matthew Mitchell had a dream for his team last season. Despite a recent stretch of mediocrity and a streak of three straight years without an NCAA Tournament appearance, Mitchell believed that his team had the parts to build something special.

People around the program didn't necessarily believe him, and it took the national pundits several months to take notice, but by the time UK had trounced Louisville, knocked off nationally ranked Vanderbilt and LSU, and swept the major Southeastern Conference regular season awards (Victoria Dunlap – SEC Player of the Year; A'dia Mathies – SEC Freshman of the Year; Matthew Mitchell – SEC Coach of the Year), people started to take notice of what Mitchell and his up-tempo women's basketball team were doing at Kentucky.

And then, somewhere between making the SEC Tournament finals, notching the most wins in school history (28),

knocking off No. 1 seed Nebraska in the NCAA Tournament and marching to the program's second Elite Eight, everyone started to believe the legitimacy of the seemingly out-of-nowhere magical run.

From relative unknown to one of the nation's elite, Mitchell and his team pulled off one of the best storylines of the 2009-10 college basketball season and joined the nation's elite.

Now the mission is staying there. After flying relatively under the radar last season, Kentucky will no longer be able to rely on the element of surprise. Teams now know about UK's relentless up-tempo, in-your-face style of play that took the nation by surprise a year ago.

The target is now positioned squarely on Kentucky's back. "I'm real proud of (last year's) team, where they will stay in the history of the program and where they'll stay in my heart will always be a real, real special place," Mitchell said, "but

Coach Matthew Mitchell with seniors Carly Morrow, Amber Smith and Victoria Dunlap.



Junior point guard Crystal Riley

this is a brand new team. Everybody's changed since last year. It really is a whole new ball game for us."

With a new year come new expectations and goals. After getting picked to finish 11th in the SEC in preseason polls last year, Kentucky is expected to compete for a conference crown. Just a year separated from entering the season without an ounce of respect from national analysts, the Wildcats begin the 2010-11 season with top-15 preseason rankings from Lindy's (No. 9), Athlon Sports (No. 11) and Sporting News (No. 12).

"I'm keenly aware that the externals are going to be different, but we have to focus on the internals," Mitchell said. "The internals are the focus because it's about to start happening – the comparison to last year is inevitable. We would like for it not to be that, but that's not reality. It's something they have to deal with. It's a big, big pitfall that we could encounter if we spend much time, if any, focused on last year."

Instead, the goal will be about building on last year's success and achieving new goals.

"The thing we're trying to make sure of is it's not like we've done this 10 years in a row," Mitchell said. "We need to stay humble and stay hungry. We've had some challenges as we're growing into this. It's all uncharted territory for us, so we're just trying to figure it all out."

One thing Mitchell won't have to figure out is the type of style UK will run this year. The Cats ranked in the top 10 nationally in turnovers margin (+7.3) and steals per game (11.6) last year. With much of the same personnel returning this season, Mitchell will likely reinstitute a style that some have likened to former Arkansas coach Nolan Richardson's "40 Minutes of Hell."

"I think it really depends on your players," Mitchell said. "We've been able to sign players at Kentucky who are very athletic, quick and can move. So this team, if they'll pay the



UK HOOPS
 KENTUCKY
 OUTLOOK
 WILDCATS
 STAFF
 REVIEW
 RECORDS
 HISTORY
 MEDIA

RETURNING PRODUCTION

UK returns seven letterwinners, including four starters from last season's squad that finished second in the SEC race and advanced to the NCAA Elite Eight.

The statistics below reflect the returning production (including Amber Smith):

Points	75.5 %	Rebounds	67.9 %
Assists	81.6 %	Blocks	81.3 %
Steals	74.4 %		

DUNLAP NAMED TO WADE TROPHY WATCH LIST

Victoria Dunlap, a senior forward from Nashville, Tenn., is one of 25 players on the 2010-11 preseason Wade Watch list for the State Farm Wade Trophy. The 25-member list is made up of top NCAA Division I student-athletes who best embody the spirit of Lily Margaret Wade, according to the following criteria: game and season statistics, leadership, character, effect on their team and overall playing ability.

Dunlap enters her senior season as one of the most decorated players in UK Hoops history. She was named the 2010 Southeastern Conference Player of the Year by The Associated Press and the league's coaches and was one of the 10 State Farm All-Americans named by the WBCA last year, becoming UK's first All-American since Valerie Still in 1983.

FIFTEEN HOME GAMES HIGHLIGHT SCHEDULE

The Cats have 15 regular-season home games in Memorial Coliseum this year, including eight against SEC opponents. Highlights of the home slate include a matchup against first-time opponent Notre Dame on Nov. 21 for the "Pack the House" game; a Jan. 23, ESPN2 contest vs. Vanderbilt on National Women in Sports and Alumni Day; the WBCA Pink Zone game on Feb. 13 vs. LSU on ESPN2 and Senior Day Feb. 24 vs. Arkansas.

ELZY PROMOTED TO ASSOCIATE HEAD COACH

Kyra Elzy was promoted by Matthew Mitchell to associate head coach in August of 2010. Elzy, a LaGrange, Ky., native, has almost 10 years of experience as a collegiate basketball coach, including the last two seasons as an assistant coach and recruiting coordinator at Kentucky. With her assistance, UK has garnered some of the top recruits in the country, including the No. 5 recruiting class for the upcoming season, according to Blue Star Basketball.

CATS RANK IN TOP 15 OF PRESEASON MAGAZINES

On the heels of a record-breaking season, UK earned top-15 preseason rankings by Sporting News Magazine, Athlon Sports Magazine and Lindy's Basketball Annual.

The Wildcats, whose remarkable season included an NCAA Elite Eight appearance, the most wins (28) in program history, a school-record 11 Southeastern Conference victories and the highest conference finish (second) in 28 years, were ranked No. 9 by Lindy's, No. 11 Athlon Sports and No. 12 by Sporting News.

Senior forward Victoria Dunlap was named a first-team preseason All-America choice by Sporting News while Athlon and Lindy's chose Dunlap as a second-team selection.

SIX NEWCOMERS WILL SEE ACTION

Six newcomers, consisting of five freshmen and one redshirt freshman, will don the Blue and White for the first time this season.

Adding depth to the backcourt is redshirt freshman guard Bernisha Pinkett (Washington, D.C.) who will see her first action in 2010-11 after enrolling at UK last January.

Kentucky's top-10 recruiting class of Sarah Beth Barnette (Lexington, Ky.), Maegan Conwright (Arlington, Texas), Samantha Drake (Bardonia, Ky.), Kastine Evans (Salem, Conn.), and Jennifer O'Neill (Bronx, N.Y.) featured the Wildcats' first McDonald's All-America selection (O'Neill) and three state players of the year from Connecticut (Evans), Kentucky (Barnette) and Texas (Conwright).

price, can absolutely play pressure, in-your-face, up-tempo. That's what we're trying to do and I think it can be a very fun way to play for a number of years."

The personnel group certainly calls for it this year.

BACKCOURT

When Mitchell was asked who the fastest player on the team was, he had trouble answering.

"We have a lot of fast players," Mitchell said.

From speedster Crystal Riley to Mathies and freshman Maegan Conwright, a gritty defensive stalwart, speed is everywhere in Kentucky's backcourt.

Mitchell said last year's full-court defense wasn't part of his "grandmaster scheme," but rather a necessity because of Kentucky's lack of size. While a shortage of height won't necessarily be the case this season, UK's backcourt depth calls for even more reason to use the relentless defense.

"From what I've seen, we're deeper at guard and that's what really fuels you to get up and pressure the ball," Mitchell said. "We're awfully deep in the backcourt and we have some kids who can swing in the frontcourt and who are very versatile players. I think the depth is good and we have the potential to build a faster more athletic team."

Depth will be important as the Cats will have to make up for the loss of senior point guard Amber Smith, who is out indefinitely with a knee injury she suffered in a pickup game during the offseason. With Smith's return in doubt, Mitchell will go to a point-guard -by-committee look with last year's backup, Riley, freshman sensation Jennifer O'Neill and the versatile Mathies.

Riley, known for her speed and ability to push the ball, played well in relief of Smith last year, but she missed the final 10 games, including the NCAA Tournament, with a stress fracture in her left foot.

O'Neill, meanwhile, arrives on campus as one of the most highly decorated recruits in program history. The 5-foot-6 point guard out of the Bronx, N.Y., enters college as one of the best point guard prospects in the class of 2010 and is the Kentucky's first incoming freshman to earn McDonald's All-America honors.

"She's extremely explosive, fast, has all the dribble moves, has all the ball-handling skills, can get by people (and) can make all the open-court plays," Mitchell said. "She will be as dynamic as anybody we've signed here at that position. Amber makes some plays that will make your jaw drops sometimes, makes some finds that only she can see.

Jen is in that mold. Jen is just a great passer, someone who will be able to keep the pressure on. From an offensive standpoint, she'll be able to push the ball with anybody."

If Riley or O'Neill aren't available in certain situations, Mitchell has the luxury of using Mathies at the one. Mathies played the point in key stretches last year when Riley was out and showed she's capable of playing just about any position in college basketball by averaging 13.6 points, 4.8 rebounds, 2.5 assists and 2.6 steals.

"I have coached three kids now, with A'dia being the third, that I thought were extremely intelligent and that I thought knew where everybody was on the court and needed to be," Mitchell said. "Those are rare players and A'dia is one of those."

Though Smith's lightning-quick speed, career-high 9.2 points per game and 4.2 assists per game (fourth in the SEC) will be missed, Mitchell is more concerned about replacing Smith's experience and leadership.

"Crystal is further along from that standpoint clearly as a junior, but Jen is extremely mature for a freshman (and) has probably the same kind of passion for the game that Amber has," Mitchell said. "She loves basketball, she's a gym rat, she's in here all the time (and) it seems like her hobby.

Another thing Jen has working for her is she's extremely talented, so that helps you fit into that role. Players respect kids with talent."

Kentucky's shooting woes of the past are no longer an issue with the likes of Keyla Snowden and Carly Morrow at the two spot.

Snowden, who set the single-season school record for most 3-pointers in a season at Akron, hit 51 treys for the



*Sophomore guard
A'dia Mathies*



Wildcats last season. Long before she knocked down a program-best four 3-pointers in the NCAA Tournament, Snowden was forcing opposing defenses to guard the perimeter.

Against Florida in mid-February, Snowden scored 21 points on 8-of-11 shooting from the field, including five triples. Snowden topped that scoring mark earlier in the season with a career-best 25 points and six 3-pointers vs. UT-Martin.

Though Morrow struggled with consistency last season, Mitchell said she's had one of the best offseasons.

"I think that Carly Morrow has looked phenomenal in pre-season," Mitchell said. "Will she look good in five-on-five, I don't know. She is shooting the ball better than she ever has. Keyla looks like she is moving better. There is a lot of competition there. Keyla and Carly will have to fight for minutes to get on the court."

Expect freshmen guards Kastine Evans and Bernisha Pinkett, both of whom can play multiple positions, to push for key reserve spots.

FRONTCOURT

At times last year, when Dunlap found herself in foul trouble or in need of a rest, Kentucky looked like a team without much of a frontcourt.

That won't be the case this season.

With the additions of highly touted freshmen Sarah Beth Barnette and Samantha Drake, in addition to the improvement of Brittany Henderson, UK's frontcourt should be much more balanced and formidable.

Barnette, who was named the 2010 Kentucky Miss Basketball and 2010 Gatorade Kentucky Player of the Year after averaging a squad-best 23.6 points, 8.7 rebounds and 1.9

blocks for Lexington Christian Academy, has the size to be a great inside player at 6-foot-2, but she tore up the high-school scene as a prolific outside shooter.

Drake doesn't have the range that Barnette possesses, but she'll remind fans of former forward Eleia Roddy with her low-scoring presence. Rated the eight-best post player and one of the top 50 players in the nation by two different recruiting services, Drake set Nelson County (Ky.) records – both boys and girls – with 3,068 career points and 1,381 rebounds.

The freshmen twin towers will have the unenviable position of replacing departed seniors Amani Franklin and Lydia Watkins, two "selfless" players who Mitchell credits much of last season's success.

"I think that is where it is important for us to stay focused on doing what the group is going to be good at doing," Mitchell said. "Maybe Samantha and Sarah can't do exactly what Amani and Lydia could do, but maybe they have other strengths and we have to tweak things."

Henderson, who played in all 36 games as a first-year player and averaged 10.6 minutes per game, will also be relied on to fill the gritty, versatile roles that Franklin and Watkins flourished in last year. When asked for a returning player who might surprise fans with her improvement and growth, Mitchell pointed to Henderson.

"I think that Brittany Henderson has a chance to be a really good player for us in the role that we have her in," Mitchell said.

But ultimately, much of the success of this year's team will fall on the shoulders of one of the nation's best players and returning SEC Player of the Year, Dunlap.



Sophomore forward Brittany Henderson

As the team's general last year, Dunlap averaged a team-high 18.1 points and 8.4 rebounds. The 6-foot-1 forward from Nashville, Tenn., set UK single-season records in blocks (66), blocks per game (1.9) and steals (107).

En route to finishing among the SEC leaders in six major categories (steals, scoring, blocked shots, offensive rebound-

STARTERS RETURNING - 4

No.	Name	POS	CL	HT	PPG	RPG	APG	BPG	SPG	NOTES
1	A'dia Mathies	G	So.	5-9	13.6	4.8	2.4	0.6	2.6	2010 SEC Freshman of the Year; All-SEC second team
4	Keyla Snowden	G	Jr.	5-9	6.7	0.9	0.3	0.1	0.5	Hit team-high 78 threes; Ranked 4th in SEC in 3-pt FG percentage (38.6%)
34	Victoria Dunlap	F	Sr.	5-9	18.1	8.4	1.4	1.9	3.1	State Farm/WBCA All-American/2010 SEC Player of the Year
24	Amber Smith *	PG	Sr.	5-9	9.2	2.8	4.5	0.1	1.4	Out indefinitely with a knee injury; UK's third-leading scorer last season

STARTERS LOST - 1

No.	Name	POS	CL	HT	PPG	RPG	APG	BPG	SPG	NOTES
25	Amani Franklin	G	Sr.	5-11	7.3	6.3	0.5	0.4	1.3	UK's fourth-leading scorer last season

OTHER LETTERWINNERS RETURNING - 3

No.	Name	POS	CL	HT	PPG	RPG	APG	BPG	SPG	NOTES
3	Crystal Riley	PG	Jr.	5-5	3.2	1.1	1.4	0.2	0.2	Saw action in 17 games last season; Returning from a stress fracture in left foot
5	Carly Morrow	G	Sr.	5-5	5.3	1.9	0.9	0.1	0.9	Tied for 10th on UK's career three-pointers made list with 98
40	Brittany Henderson	F	So.	5-5	2.6	3.0	0.0	0.5	0.2	Team voted her as the player most likely to have a break-out season

NEWCOMERS - 6

No.	Name	POS	CL	HT	Hometown/School	NOTES
0	Jennifer O'Neill	PG	Fr.-HS	5-6	Bronx, N.Y./St. Michael Academy	UK's first McDonald's All-American; Averaged 25.0 ppg, 5.0 apg
10	Bernisha Pinkett *	G	Fr.-RS	5-7	Washington, D.C./H.D. Woodson HS	Signed with the Wildcats in April of 2009; Averaged 24.1 ppg as a senior
11	Sarah Beth Barnette	F	Fr.-HS	6-2	Lexington, Ky./Lexington Christian Academy	2010 Kentucky Miss Basketball; Averaged 23.6 ppg and 8.7 rpg as a senior
20	Maegan Conwright	G	Fr.-HS	5-8	Arlington, Texas/Timberview HS	Averaged 15.5 points, 4.5 steals, 3.0 rebounds and 3.0 apg as a senior
31	Samantha Drake	C	Fr.-HS	6-3	Bardstown, Ky./Nelson County HS	NCHS all-time scorer/Averaged 22.9 points and 8.5 rebounds as senior
32	Kastine Evans	G	Fr.-HS	5-8	Salem, Conn./Norwich Free Academy	2010 Gatorade Connecticut Player of the Year; Averaged 20.2 ppg



ing and defensive rebounding), Dunlap was named the program's first SEC Player of the Year and an All-American by State Farm/WBCA, The Associated Press and the United States Basketball Writers Association. She also is one of 25 players on the 2010-11 preseason Wade Watch list for the State Farm Wade Trophy.

If there is one part of her on-the-court game Mitchell would like to see Dunlap improve as more players key on her, it's her shooting range.

"She is shooting the ball very effectively from 17 feet and in," Mitchell said. "She still is not quite as proficient from 19-9 as I'd like her to be, but it is better. I still wouldn't say that is going to be a bread and butter part of her game the way it will be with Sarah Beth. Vic is not that kind of shooter, but she is getting better. I think that if Vic can hit the 17-footer and she can make people honor that, she really opens the floor up for her perimeter game to go by people and finish at the rim."

Now, with aspirations of becoming a top pick in next year's WNBA Draft, Dunlap is the face of the nation's newest elite team.

"I'm excited for her to have a high-profile role on our team," Mitchell said. "I would like for her to embrace that role. I want her to have a major leadership role and I want her to learn effective ways to lead while still displaying the magnetic personality that draws people to her. I want her to stay who she is but I want her to push herself to become an effective leader for this team."

SCHEDULE

UK will face a bolstered schedule for the 2010-11 season that includes seven opponents who finished in the final ESPN/USA Today Top-25 poll last season,

The Wildcats open their 37th season of varsity women's basketball, their fourth under Matthew Mitchell, with Morehead State in the home opener Friday, Nov. 12, followed by first-time opponent Notre Dame on Nov. 21. Notre Dame is coming off a Sweet 16 appearance last season, losing to Oklahoma who advanced to the Final Four.

"We open up the season with Morehead State, a place I used to coach and a place I really love because of the opportunities I was given there," Mitchell said. "We are excited about being the first game of the season again as we will tip off at 11 a.m. against the Lady Eagles. Notre Dame will be our 'Pack the House' game and they will be a tough test for us. They have one of the premiere players in the country in Skylar Diggins and also, Lexington native Natalie Novosel will return to play in her hometown and I know that will be special for her."

In addition to a stringent non-conference schedule at home UK Hoops will make its first trip to Durham, N.C., on Jan. 4 to take on the Duke Blue Devils on ESNPU. It marks the third meeting all-time between the two history-rich programs with each of the previous matchups coming on neutral floors. The last meeting was in 1995. Other notable non-conference road games include the yearly rivalry game against Louisville (Dec. 5) and 11-time defending Southern Confer-

ence regular season champion UT-Chattanooga (Dec. 11).

Six of Kentucky's non-conference opponents posted winning records during the 2009-10 campaign, including five with 20 or more wins. Six teams – Chattanooga, Duke, Louisville, Middle Tennessee State, Morehead State and Notre Dame – advanced to the postseason.

"I feel this is the most challenging non-conference schedule we've had in my four years at Kentucky," Mitchell said. "The main objective of a non-conference schedule is to prepare us for SEC play and without a doubt, this non-conference portion is tough.

UK hoops will travel to Hattiesburg, Miss., in late November for its lone non-conference tournament at the Lady Eagle Thanksgiving Classic sponsored by LaQuinta Inn. The tournament includes four teams in Kentucky, Louisiana-Lafayette, Murray State, and host Southern Miss. UK will take on intrastate foe Murray State in its first-round matchup.

As adopted last season by the SEC, there will be a 16-game conference schedule, but in contrast to the men's 16-game schedule, the women are not playing the traditional divisional schedule and will not have divisional standings.

The system increased the existing 14-game schedule by adding an additional rotating team from the East and West divisions. Kentucky's permanent partner is South Carolina and for this season, UK will face Auburn and Arkansas as their Western home-and-home opponent. The Wildcats' Eastern Division partners are Georgia and Vanderbilt.

Kentucky opens conference play at Arkansas on Jan. 6 but returns to Memorial Coliseum for four of its next five games.

"Clearly, there are higher expectations for our team than previous seasons but we are excited about that," Mitchell said. "The SEC schedule is once again very difficult and I really try not to look at it because it makes me stay awake at night thinking about it. It's a very difficult schedule, against great teams from top to bottom."

Highlights of the SEC slate include nine televised games, including four on the ESPN family of networks. ESNPU will



Junior guard Keyla Snowden

broadcast home games against Georgia on Jan. 9 and Vanderbilt on Jan. 23. ESPN2 will carry the Feb. 7 home matchup with Tennessee and UK joins the Women's Basketball Coaches Association (WBCA) on Feb. 13 for the WBCA Pink Zone™ game vs. LSU, also televised on ESPN2.

The Wildcats' three seniors — Dunlap, Smith, Morrow — will be honored in a pre-game ceremony prior to Kentucky's last home game against Arkansas on Thursday, Feb. 24.

UK will conclude the regular season at Auburn on the SEC Network on Sunday, Feb. 27 as four of its last six league games are on the road.

The SEC Tournament is in Nashville, Tenn., March 3-6 at the Bridgestone Arena.

2010-11 Freshman class





WHERE ARE THE CATS FROM?

In 36 years of varsity women's basketball, Kentucky has been represented by Wildcats from 29 states, the District of Columbia and six countries.

UK HOOPS KENTUCKY OUTLOOK WILDCATS STAFF REVIEW RECORDS HISTORY MEDIA



Alabama (4)

- Florence*
Karen Killen
- Birmingham*
Stephanie Stumbo
Jackie Sanders
- Gadsden*
Catina Bett



Florida (4)

- Clearwater*
Michele Pennie
- Ft. Walton Beach*
Afton Perry
- Winter Haven*
Moe Gamble, Amber Smith



Indiana (6)

- Austin*
Jodie Whitaker
- Crown Point*
Nancy Cowan
- North Vernon*
Jenny Pfeiffer
- Peru*
Arlene Baluyut
- Portland*
Shannon Freeman
- Ramsey*
Julie Swarens-Beickman

- Corbin*
Lisa Collins
- Covington*
Lori Edgington, Katie Vieth
- Cynthiana*
Mary Custard
- East McDowell*
Geri Grigsby
- Eminence*
Chrissy Roberts
- Florence*
Julie Duerring
- Georgetown*
Stacy McIntyre, Rebecca Gray

- Madisonville*
Jamie Hobgood
- McKee*
Sarah Elliott
- Manchester*
Vonda Jackson
- McRoberts*
Debra Oden
- Mt. Washington*
Sarah Rowe
- Becky McKinley*
- Monticello*
Pam Shrum
- Owensboro*
Elisabeth Lukschu, Melanie Warren, Kris Miller
- Radcliff*
Jenn'e Jackson
- Richmond*
Robyn Embry
- Russellville*
Lora Spencer
- Springfield*
Brittany Edelen




Arkansas (1)

- Hot Springs*
Tiffany Wait



Georgia (7)

- Atlanta*
E'Lisa Ladson
- Chickamauga*
Vanessa Foster-Sutton
- Decatur*
Tedra Eberhart, Amani Franklin
- Hephzibah*
Niecee Patterson
- Jonesboro*
Jaye Barnes
- Lookout Mountain*
Carly Morrow



Iowa (2)

- Panora*
Cathy Proctor
- Waukon*
Jody Runge

- Ghent*
Pam Browning
- Hazard*
Stephanie Baker
- Carolyn Alexander*
- Henderson*
Nikki Hay
- Hopkinsville*
Lydia Watkins
- Jackson*
Angel Stevens
- Jamestown*
Stephanie Higginbotham
- Jenkins*
Mitzi Combs
- Lexington*



Louisiana (1)

- Metairie*
Shawn Manning



California (1)

- Pasadena*
Brittany Henderson

- Debbie Mack, Tayna Fogle, Lea Wise, Donna Martin, Leslie Nichols, Belitta Croley, Lisa Ellis, Tracye Davis, Marcia Webb, Erica Jackson, Nastasia Alcius, Keyla Snowden, Sarah Beth Barnette



Maryland (3)

- Baltimore*
Pattresa Leonard
- Clarksville*
Keiko Tate
- Landover*
Cathy Barber



Connecticut (1)

- Salem*
Kastine Evans



Illinois (5)

- Altamont*
Caroline Huelskoetter
- Carmi*
Jennifer Goin
- Chicago*
Stephanie Christman
- East St. Louis*
Rita Adams
- Elmhurst*
Laurie Hudgens



Kentucky (69)

- Alvaton*
Laura Upton
- Ashland*
Terry Boyd, Nikki Young
- Barbourville*
Melissa Napier
- Bardstown*
Samantha Drake
- Bedford*
Audre Andrew
- Berea*
Chelsea Chowning
- Bowling Green*
Selia Helm
- Carlisle*
Kim Denkins

- Liberty*
Debbie Miller
- London*
Bonnie Sizemore, Sharon Garland, Stacey Reed
- Louisville*
Carly Ormerod, Janet Timperman, Maria Donhoff, Denise Fetter, Patty Jo Hedges, Diane Stephens, Terri Naiser, Lynne Elbert, Christina Jansen, Latasha Peterson, Domanique Mitchell, A'dia Mathies
- Loyall*
Lynnette Lewis




D.C. (2)

- Washington, D.C.*
Danyelle Payne
Bernisha Pinkett



Michigan (4)

- Detroit**
Chanté Bowman,
Samantha Mahoney
- Lansing**
Michelle Smith
- Rochester Hills**
Sara Potts



Mississippi (2)

- Gulfport**
Dasieka Hawthorne
- Yazoo City**
Shambrica Jones



Nevada (1)

- Carson City**
Jennifer Gray



New Jersey (4)

- Camden**
Grace Odrick
- Cherry Hill**
Valerie Still
- Jersey City**
Lyssa Simpson
- Newark**
Shantia Owens



New York (5)

- Auburn**
Sandy Harding

- Bronx**
Jennifer O'Neill
- New York**
Aisha Bonets
- Queens**
Tanesha Seaton
- Rochester**
Oreonna Taylor



New Mexico (1)

- Albuquerque**
Natalie Martinez



Ohio (12)

- Cincinnati**
Rae Keith, Racquel Ellis
- Clayton**
Mary Jane White, Ruth Ann Mountain, Theresa Stewart
- Columbus**
Jenerrie Everette, Eleia Roddy
- Dayton**
LaTonya McDole, Alvine Mendeng
- Toledo**
Karen Mosley, Shaunda Roberts
- Medina**
Shelly Miller



Oklahoma (2)

- Oklahoma City**
Christe Jordan
- Tulsa**
Stephanie Stoglin



Oregon (2)

- Beaverton**
Keeoma Wardford

- Lake Oswego**
Ali Lomax



Pennsylvania (1)

- Havertown**
Linda Edelman



South Carolina (1)

- Greenville**
Kenya Young



Tennessee (14)

- Brownsville**
Patrice Boyd
- Chattanooga**
Jennifer Johnson,
- Triundra Love, Carly Morrow**
- Collinwood**
Mia Daniel
- Hendersonville**
Kristi Cushenberry
- Kingsport**
Josh Mills
- Knoxville**
Sade Buley
- Memphis**
Davitria Harrell, Jennifer Humphrey, Crystal Riley
- Nashville**
Victoria Dunlap
- Oak Ridge**
Tammy Dowdell, Angela Phillips



Texas (2)

- Colleyville**
Kristen Grassi
- Arlington**
Maegan Conwright



Virginia (2)

- Chesapeake**
Kathy Lokie
- Chilhowie**
Rebekah Reasor



Washington (1)

- Sammamish**
Kristin Connolly



West Virginia (4)

- Beckley**
Natasha Ross
- So. Charleston**
Beth Kogoy
- Huntington**
Laura Meadows
- Westover**
Monique Tarantini



Wisconsin (1)

- Mondovi**
Anna Cole

The 2010-11 team is composed of players from seven different states and the District of Columbia, including California, Connecticut, Florida, Kentucky, New York, Tennessee and Texas.

INTERNATIONAL CATS



Bahamas

- Nassau**
Kayla Campbell



Belgium

- Mons**
Malinka Salhi



Canada

- Brantford, Ontario**
Karri Koach
- Montreal, Quebec**
Melissa Langelier



Finland

- Helsinki**
Anne Sarkalahti



Germany

- Zweibruecken**
Jeannine Mjosest



United Kingdom

- Stafford**
Sally Loughton



CRYSTAL



KEYLA



MEET THE WILDCATS

VICTORIA DUNLAP

6-1 • SR. • FORWARD
NASHVILLE, TENN. / BRENTWOOD ACADEMY

Date and Place of Birth: Sept. 19, 1989/Nashville, Tenn.
Parent(s): King and Robin Dunlap
Sibling(s): King V (25), George (23)
Major: Family studies
Minor: Psychology
High School and Coach: Brentwood Academy/Rhonda Brown
Shooting Hand: Right

CAT SCRATCHES

The coolest thing about UK is? "The fans."

What song gets you pumped up for a game? "Party in the USA."

The most famous person you've ever met is:

"Drake."

What has given you the most joy in the last year?

"Being with my teammates."

You'd be surprised to know that I..."Can sing with my mouth closed."

What is your most memorable moment in your basketball career so far? "Beating Louisville in Memorial Coliseum and going to the Elite Eight in Kansas City."

Team member most likely to be a head coach one day? "Amber Smith."

If you could make up a name for a play for Coach Mitchell to run this season, what would you call it? "Pizza."



General

Will finish her UK career as one of the most heralded players in UK Hoops history ... 2010 SEC Player of the Year ... State Farm/WBCA All-American ... Has started every game played (100) in her Wildcat career ... Ranks among UK's career leaders in points (14th-1,284), rebounds (4th-811), rebounding average (2nd - 8.1), steals (8th-207), steals per game (8th - 2.07), blocks (3rd-129), blocks per game (4th - 1.29) and double-doubles (4th-22) ... Comes from a family of athletes as father played football at Tennessee State and spent three seasons in the NFL, mother ran track at Tennessee State and brother King is currently an offensive lineman for the Philadelphia Eagles ... Majoring in family studies with a minor in psychology.

- State Farm Wade Trophy Watch List (2010-11)
- John R. Wooden Award Watch List (2010-11)
- State Farm/WBCA Coaches' All-American (2009-10)
- SEC Player of the Year (*AP and Coaches) (2009-10)
- USBWA All-American (2009-10)
- AP All-American (third team) (2009-10)
- Full Court Press All-American (second team) (2009-10)
- NetScouts Basketball All-American (second team) (2009-10)
- WBCA All-Region 3 (2009-10)
- All-SEC first team (*AP and Coaches) (2009-10)

- SEC All-Defensive team (Coaches) (2009-10)
- SEC All-Tournament Team (2009-10)
- Kansas City Regional All-Tournament team (2009-10)
- All-SEC second team by Coaches and AP (2008-09)
- Preseason All-SEC second team (2008-09)
- SEC All-Freshman Team (2007-08)
- Five-time SEC Player of the Week (2009-present)
- Three-time SEC Freshman of the Week (2008)

* - unanimous selection

2009-10 (Junior)

UK's first SEC Player of the Year ... Named just the second State Farm/WBCA All-American in school history ... Led the team in almost every statistical category, including scoring (18.1), rebounding (8.4), blocks (1.90) and steals (3.1) per game ... Set new UK single-season records in blocks (66), blocks per game (1.90) and steals (107) ... Ranked fourth on UK's single-season list in steals per game (3.057) and fifth in total points (633)... Among the nation's leaders in steals (15th), points per game (38th) and blocks (49th) ... Ranked among SEC leaders (all games) in seven categories: steals (1st-3.1), scoring (3rd-18.1), rebounding (3rd-8.4), offensive rebounding (T2nd-3.3), defensive rebounding (T4th-4.9), blocked shots (T4th-1.9) and field goal shooting (7th-497) ... Led the Wildcats in scoring 19 times, posted nine double-doubles and scored 20 or more points 15 times, including a team-high 31 points and 13 rebounds vs. Oklahoma in the Elite Eight ... Only player in the SEC to rank in the top three in scoring, rebounding and steals ... Fourth player in UK history with 22 or more career double-doubles ... Scored in double figures in 33 of 35 games ... Third player in school history to chart over 1,000 points and 800 rebounds in a career, joining Valerie Still (2,763 points and 1,525 rebounds) and Leslie Nichols (1,797 points and 877 rebounds) on that elite list ... Had one of the best performances in school history with 33 points and 18 rebounds vs. Butler (11/15/09).

2008-09 (Sophomore)

Named to the All-SEC second team (Coaches and AP) ... Led the team and ranked 10th in the SEC in scoring (12.8 ppg) ... Second in the SEC in rebounding (9.1 rpg) ... Shot a team-high .482 from the field (162-of-336) ... One of just three players to rank in the top 15 in SEC scoring and top four in rebounding (teammate Eleia Roddy and Auburn's DeWanna Bonner were the others) ... UK's defensive specialist as she also led the team in blocks (38) and steals (57) ... Scored double figures in 23 games, including four with 20-plus points (Cincinnati, Miami (Ohio), LSU and



Career Stats

Year	GP-GS	MIN	FG-FGA	PCT	3FG-FGA	PCT	FT-FTA	PCT	OFF-DEF	TOT/AVG	PF-FO	A	TO	BLK	ST	PTS/AVG
07-08	33-33	919-27.8	100-228	.439	0-7	.000	40-101	.396	72-156	228-6.9	89-0	26	78	25	43	240-7.3
08-09	32-32	1054-32.9	162-336	.482	2-8	.250	85-153	.556	116-174	290-9.1	76-0	32	104	38	57	411-12.8
09-10	35-35	1101-31.5	228-459	.497	2-7	.286	175-254	.689	120-173	293-8.4	100-3	48	78	66	107	633-18.1
TOTAL	100-100	3074-30.7	490-1023	.479	4-22	.182	300-508	.591	308-503	811-8.1	265-3	106	260	129	207	1284-12.8

UK HOOPS

KENTUCKY

OUTLOOK

WILDCATS

STAFF

REVIEW

RECORDS

HISTORY

MEDIA

GARLY MORROW

5-11 • SR. • GUARD
LOOKOUT MOUNTAIN, GA. / CHATTANOOGA GIRLS PREP

Date and Place of Birth: Jan. 29, 1989/Lookout Mountain, Ga.
Parent(s): Hugh and Caroline Morrow
Sibling(s): Meredith (19), Hannah (15)
Major: Business economics
Contemplated Profession: Coach
High School and Coach: Chattanooga Girls Preparatory/Susan Crownover
Shooting Hand: Right

CAT SCRATCHES

What has impressed you the most about Coach Mitchell and his coaching staff? "The quality of their effort to coach us is a result of how grateful they feel to be working at Kentucky."

You'd be surprised to know that I... "Love Reggae music."

What is one thing Coach Mitchell says a lot? "If I live to be 110, I will never understand..."

Favorite sound? "The Law and Order theme song."

What has given you the most joy in the last year? "Watching our team live up to our expectations."

With the game on the line, who on the team do you want taking the last shot and why? "A'dia, because she has ice water in her veins."

If you could on any reality TV show, what would it be and why? "Wipeout."

If you could make up a name for a play for Coach Mitchell to run this season, what would you call it? "A silent play call where he had to walk around like a chicken."



General

Has played in 87 career games with 39 starts ... Certified "gym rat" ... An excellent outside shooter ... Tied for 10th on UK's career three-pointers made list with 98 ... Ranks sixth on UK's career three-pointers attempted list with 347 ... Possesses quickness, jumping ability and stamina ... Grandfather, Hugh Morrow, was a three-sport athlete at Alabama in football, baseball and basketball from 1945-49 and sister Meredith is a freshman on the UK women's tennis team ... Major is business economics.

- SEC Community Service Team (2009-10)
- UK's Frank G. Ham Society of Character (2009-10)
- SEC Winter Academic Honor Roll (2008-09, 2009-10)
- SEC Freshman Academic Honor Roll (2007-08)
- UK's Athletics Director Honor Roll (2007-08)
- Dean's List (2007 and 2008)

2009-10 (Junior)

Started in 25 of 32 games played ... Averaged 5.3 points and hit 33 treys (2nd highest on the team), including at least one in 17 games ... Scored in double figures nine

times ... Played limited action in the final 13 games with fatigue issues ... Netted 4-of-6 attempts from beyond the arc vs. Miami (Ohio) (12/1/09) ... Swiped a career-high five steals against Louisville (12/20/09) ... Swatted a career-high two blocks vs. Butler (11/15/09) ... Made a career-high five three-pointers against Boston (11/13/09) ... Her 17 points against Boston were just two points shy of her career-high mark of 19 set vs. Alabama last season ... Also tied set a new career high in steals with four vs. the Terriers ... Named to the SEC Community Service Team for her outstanding community service efforts ... Named to the 2009-10 SEC Winter Honor Roll with a double major in accounting and economics.

2008-09 (Sophomore)

Started in 14 of 32 games ... First sub off the bench in 10 games ... Team's fifth-leading scorer (7.5) ... Led the team and ranked 10th in the SEC (all games) and tied for 10th in SEC games in three-pointers made (48) ... Recorded double-figure points nine times ... Hit at least one three-pointer in 24 games ... Had multiple three-pointers in 13 games ... Tied for 10th with Jodie Whitaker (1987-88) on UK's single-season list with 48 three-pointers made ... Tied for fifth with Sara Potts (2002-03) on UK's single-season three-pointers list with 163 three-point attempts ... Scored a career-high 19 points, including a career-high-tying four treys against Alabama ... Grabbed a career-high seven rebounds to go along with nine points vs. Alabama A&M ... Earned a spot on the Dean's List during the 2008 fall semester and also was named to the 2008-09 SEC Winter Academic Honor Roll with a 3.89 term GPA as an economics major.

2007-08 (Freshman)

Played in 23 of UK's 33 games ... Averaged 3.6 points and 1.0 rebounds in 13.0 minutes per game ... Scored in double-figures three times ... Had an outstanding rookie debut, leading the team with a squad-best 11 points and tying for the team lead with six rebounds against USC-Upstate (11/10/07) ... Came off the



Career Stats

Year	GP-GS	MIN	FG-FGA	PCT	3FG-FGA	PCT	FT-FTA	PCT	OFF-DEF	TOT/AVG	PF-FO	A	TO	BLK	ST	PTS/AVG
07-08	23-0	300-27.3	30-95	.316	17-64	.266	5-5	1.000	1-22	23-1.0	4-0	11	15	2	3	82-3.6
08-09	32-14	873-23.3	77-252	.306	48-163	.294	37-47	.787	22-54	76-2.4	45-0	27	50	3	22	239-7.5
09-10	32-25	607-19.0	59-182	.324	33-120	.275	17-23	.739	15-46	61-1.9	28-0	30	32	3	30	168-5.3
Totals	87-39	1780-20.5	166-529	.314	98-347	.282	59-75	.787	38-122	160-1.8	77-0	68	97	8	55	489-5.6

WILDCATS
STAFF
REVIEW
RECORDS
HISTORY
MEDIA
OUTLOOK
KENTUCKY
UK HOOPS

AMBER SMITH

5-6 • SR. • POINT GUARD
WINTER HAVEN, FLA. / WINTER HAVEN HS

Date and Place of Birth: Sept. 9, 1989/Winter Haven, Fla.
Parent(s): Robin Smith
Sibling(s): Prima (31), Courtenay (25); Niece (Jordan)
Major: Integrated strategic communications
Contemplated Profession: Division I Head Coach
High School and Coach:
Winter Haven HS/LeDawn Gibson
Shooting Hand: Right

CAT SCRATCHES

What has impressed you the most about Coach Mitchell and his coaching staff? "Their enthusiasm and how much they care for the players and their will to win."

What is your dream job after UK? "D-1 Head Coach."

What is your most memorable moment in your basketball career so far? "Playing in the Elite Eight."

If you could Skype with anyone in the world right now, who would it be? "Trey Songz and Drake."

Person that has most influenced you in life, why?

"My mother and sisters. They have always been there for me and encouraged me to do my best."

Your goals for the team this season? "Win the SEC Championship and National Championship."

List three words to describe the 2010-11 UK Hoops team ... "Exciting, Fast, Funny."

Most famous person in your cell phone?

"John Wall."



General

Has played in 89 career games with 80 starts, including 46 in a row ... Is out indefinitely after suffering an ACL tear in her right knee during a pickup game in mid-July ... Extremely quick and heady point guard who can see the floor extremely well ... Very effective at shooting from long-range and creating her own shot ... Ranks ninth on UK's career assists list with 333 ... Majoring in integrated strategic communications (ISC).

- Courtyard LaGuardia Turkey Classic All-Tournament Team (2008)
- SEC All-Freshman Team (2007-08)
- SEC Freshman Academic Honor Roll (2007-08)
- SEC Freshman of the Week (2007)

2009-10 (Junior)

Started in all 36 games ... Reached double-figures 13 times ... Averaged a career-high 9.2 points per game ... Her 161 assists were 10th on UK's single-season list and were the most by a UK player since Rita Adams dished out 162 in 2001-02 ... Hit a team-high 81.0 percent from the charity stripe, a mark that ranks ninth on UK's single-season list ... Averaged 5.5 assists in seven post-season games (39) ... Handed out five or more assists in 19 games ... Tallied 14 points on 5-of-9 shooting with a team-high seven assists in

UK's come-from-behind win over Mississippi State in the semifinals of the SEC Tournament (3/6/10) ... Scored a career-high 20 points and grabbed a season-high seven rebounds vs. Vanderbilt (1/10/10) ... Recorded a team-high 15 points, all in the second half, to go with five rebounds and four assists in a season-high 38 minutes at Georgia (1/7/10) ... Made a pair of clutch free throws with 2.1 seconds left in regulation to force overtime in Athens ... Dished out a career-high nine assists vs. Alabama (11/17/10) ... Scored 19 points, one shy of her career-high and made a career-high seven field goals vs. South Carolina (1/14/10) ... Scored 19 points on 5-of-9 shooting from the field and 9-of-10 shooting from the foul line against Louisville (12/20/09) ... Ranked among SEC leaders (all games) in three categories: assists (4th-4.5), free-throw shooting (6th-80.7 percent) and assist-to-turnover ratio (T8th-1.3-to-1).

2008-09 (Sophomore)

Started in 30 of 32 games ... Led team and ranked 10th in the SEC in assists (3.6) ... Third on the team in steals with 30 ... Team's fourth-leading scorer with 7.8 points per game ... Scored in double figures 11 times ... Charted a season- and career-high 17 points to go along with a game-high six assists vs. Chattanooga in the first round of the WNIT ... Played a career-high 42 minutes in the overtime game ... Contributed 11 points and UK's only three-pointers (two) against Georgia (2/26/09) ... Dished out a career-high eight assists and added 12 points at No. 7 Tennessee (1/8/09) ... Scored all 13 points vs. N.C. A&T (1/1/09) in the second half, hitting a career-high eight free-throws on a season-high eight attempts ... Pulled down a season-high-tying five rebounds vs. Western Kentucky (12/4/08) ... Named to All-Tournament Team at Courtyard LaGuardia Turkey Classic after scoring 17 points vs. Yale (11/28/08) in the first round.

2007-08 (Freshman)

Started in 14 of 21 games ... Missed 12 games due to injury ... Tore ACL and meniscus vs. No. 2 Tennessee (Feb. 3) ... Also sat out the Louisville game (12/20/07) due to a shoulder sprain ... Averaged 6.7 points, 3.4 rebounds and 2.8 assists per game ... Led the team in steals (17) in SEC games only despite missing six games ... Ranked second on the team in scoring and rebounding in SEC games, averaging 9.4 points



Career Stats

Year	GP-GS	MIN	FG-FGA	PCT	3FG-FGA	PCT	FT-FTA	PCT	OFF-DEF	TOT/AVG	PF-FO	A	TO	BLK	ST	PTS/AVG
07-08	21-14	577-27.5	46-139	.331	10-37	.270	39-63	.619	8-63	71-3.4	47-0	58	68	5	33	141-6.7
08-09	32-30	1006-31.4	80-251	.319	16-61	.262	72-92	.783	17-53	70-2.2	89-2	114	127	4	30	248-7.8
09-10	36-36	1045-29.0	100-249	.402	15-40	.375	115-142	.810	23-76	99-2.8	104-3	161	130	3	52	330-9.2
Totals	89-80	2628-29.5	226-639	.354	41-138	.297	226-297	.761	48-192	240-2.7	240-5	333	325	12	115	719-8.1

WILDCATS
STAFF
REVIEW
RECORDS
HISTORY
MEDIA
OUTLOOK
KENTUCKY
UK HOOPS

CRYSTAL RILEY

5-5 • JR. • POINT GUARD
MEMPHIS, TENN. / HILLOREST HS / LSU

Date and Place of Birth: April 18, 1990/Memphis, Tenn.
Parent(s): Crystal Watson
Sibling(s): Cordero Riley (23), Etoria Riley (21), Corissa Watson (17)
Major: Kinesiology
High School and Coach: Hillcrest HS/Reginald Jones
Shooting Hand: Right

CAT SCRATCHES

What has given you the most joy in the last year?

"Making it to the Elite Eight."

Where in the world would you travel if you could?

"Paris, France."

Favorite sound? "A ball bouncing."

Person that has most influenced you in life, why?

"My mother because she's always there when I need her. She's like my backbone. Without her, I can't go."

Team member most likely to be a head coach one day? "Amber Smith."

The most famous person you've ever met is?

"Nelson Mandela."

Your goals for the team this season? "Win a SEC and NCAA championship."

List three words to describe the 2010-11 UK Hoops team... "Funny, Talented, Fascinating."

What is your secret addiction?
"Shoes."



General

Progressing nicely after off-season surgery for a stress fracture in her left foot ... Has played in 17 games at UK ... Transferred to Kentucky after one semester at LSU ... Became eligible for game action following the fall semester last season ... Play-making, athletic point guard ... Explosive in transition and has the ability to get to the rim and finish ... Majoring in kinesiology.

2009-10 (Sophomore)

Became eligible on Dec. 20, 2009 against Louisville, after sitting out the first nine games due to NCAA transfer rules ... Saw action in 17 games before suffering a stress fracture in her left foot ... Missed the final 10 games with that injury ... Averaged 3.2 points, 1.4 assists and 1.1 rebounds per game ... Earned the fifth annual "Stephanie Stumbo Award" at UK Hoops' annual post-season banquet, an honor to a player who made outstanding and unselfish contributions to the team ... Handed out a career-high eight assists against Florida (2/18/10) ... Was brilliant at LSU (1/28/10), her former school, posting or tying career-best marks in six areas including scoring (11), field goals made (four) and field goal attempts (seven) ... Dished out a career-high three assists vs. Alabama



Career Stats

Year	GP-GS	MIN	FG-FGA	PCT	3FG-FGA	PCT	FT-FTA	PCT	OFF-DEF	TOT/AVG	PF-FO	A	TO	BLK	ST	PTS/AVG
08-09*	5-0	44	4-7	.571	1-1	1.000	0-1	.000	3-4	7-1.4	2-0	4	2	0	2	9-1.8
09-10	17-0	267-15.7	20-59	.339	2-13	.154	12-29	.414	9-10	19-1.1	22-0	23	24	4	4	54-3.2
All*	22-0	311-14.1	24-66	.364	3-14	.214	12-30	.400	12-14	26-1.2	24-0	27	26	4	6	63-2.9

* at LSU

WILDCATS
OUTLOOK
KENTUCKY
UK HOOPS
STAFF
REVIEW
RECORDS
HISTORY
MEDIA

GAME-BY-GAME STATS

(Sophomore - 2009-10)											
Opp.	MIN	FG	FGA	3FG	FGA	FTA	REB	A	BLK	STL	P
vs. Louisville	15	2-6	0-1	2-5	1-1-2	0	0	0	0	6	
vs. UT Martin	23	1-3	0-1	3-4	1-1-2	2	0	0	2		
at MTSU	14	1-3	0-0	1-3	0-0-0	0	0	0	3		
vs. Miss. Valley St.	18	0-2	0-1	0-4	1-1-2	2	0	0	0		
at Georgia	23	3-4	0-0	1-2	0-0-0	0	2	2	7		
vs. Vanderbilt	9	3-4	0-0	0-0	0-0-0	0	1	0	6		
at South Carolina	15	0-4	0-1	0-0	1-1-2	2	0	0	0		
vs. Alabama	17	0-4	0-0	3-6	0-1-1	3	1	0	3		
vs. Arkansas	16	3-3	0-0	0-2	2-0-2	0	0	0	6		
vs. Auburn	13	0-3	0-2	0-0	0-0-0	1	0	0	0		
at LSU	21	4-7	1-1	2-2	0-1-1	1	0	0	11		
at Mississippi State	11	2-3	1-1	1-2	1-1-2	0	0	0	6		
vs. Ole Miss	11	1-2	0-0	0-0	0-0-0	0	0	1	2		
at Arkansas	14	0-2	0-0	0-0	1-0-1	1	0	1	0		
vs. Georgia	21	0-6	0-3	0-0	1-2-3	3	0	0	0		
at Vanderbilt	6	0-1	0-1	0-0	0-0-0	0	0	0	0		
vs. Florida	20	0-2	0-1	0-0	0-1-1	8	0	0	0		
vs. South Carolina											DNP (Injury)
at Tennessee											DNP (Injury)
at Auburn											DNP (Injury)
vs. Auburn #											DNP (Injury)
vs. Mississippi State#											DNP (Injury)
vs. Tennessee#											DNP (Injury)
vs. Liberty\$											DNP (Injury)
vs. Michigan State\$											DNP (Injury)
vs. Nebraska\$											DNP (Injury)
vs. Oklahoma\$											DNP (Injury)
Totals	267	20-59	2-13	12-29	9-10-19	23	4	4	54		



(1/17/10) ... Made her first appearance as a Wildcat, coming off the bench to finish with six points in 15 minutes against Louisville (12/20/09) ... Scored a then-season high seven points on 3-of-4 field goal shooting with two blocks and two steals in 23 minutes at Georgia (1/7/10).

2008-09 (Freshman at LSU)

Played in five games ... Elected to transfer between semesters following the New Year ... Averaged 1.8 points and 1.4 rebounds in those five games ... Saw limited action against #16/14 Notre Dame on Nov. 16 ... Scored her first career points in win over Tulane on Nov. 24 ... Scored four points with one rebound in 12 minutes of playing time against Texas Southern on Dec. 1 ... Saw 17 minutes of action at Centenary on Dec. 20 and pulled down a game-high six rebounds with three points and four assists ... Enrolled at UK in January of 2009.

High School

Rated the 11th-best point guard in the nation and the 59th player overall in the Class of 2008 by Hoopgurlz.com ... A three-year all-district, all-city and all-metro selection at Hillcrest High School in Memphis, Tenn. ... 2008 Class 2A Miss Tennessee Basketball finalist ... Received a standing ovation in her final home district game as a senior ... Coached by Reginald Jones ... Averaged 21 points per game as a senior and averaged 15 points and five assists as a junior ... Helped lead Hillcrest to Class 4A state championship as a sopho-

CAREER HIGHS

Points:	11 at LSU 1/28/10
FGM:	4 at LSU 1/28/10
FGA:	7 at LSU 1/28/10
FTM:	3 vs. Alabama 1/17/10
FTA:	6 vs. Alabama 1/17/10
3FGM:	1, twice, last at Mississippi State 1/31/10
3FGA:	3 vs. Georgia 2/11/10
O-Rebounds:	2 vs. Arkansas 1/21/10
D-Rebounds:	2, twice, vs. Georgia 2/11/10
Total Rebounds:	3 vs. Georgia 2/11/10
Assists:	8 vs. Florida 2/18/10
Blocks:	2 at Georgia 1/7/10
Steals:	2 at Georgia 1/7/10
Minutes:	23, twice, last at Georgia 1/7/10

more ... Earned all-district, all-regional and all-state honors ... Played on the Tennessee Silver Flight, an AAU team ... Member of the National Honor Society.

The Cats' Cause

Played Bingo at Kentucky Children's Hospital ... Volunteered at YMCA's Fall Festival ... Participated in Cats Cultivating Character, where student-athletes teach character lessons once a month to third grade students at a local elementary school ... Volunteered to pack food for God's Pantry Back-Pack program ... Volunteered to serve lunch at the Lexington Hope Center.



UK HOOPS KENTUCKY OUTLOOK WILDCATS STAFF REVIEW RECORDS HISTORY MEDIA

KEYLA SNOWDEN

5-7 • JR. • GUARD
LEXINGTON, KY./LEXINGTON CATHOLIC HS/AKRON

Date and Place of Birth: April 12, 1989/Frankfurt, Germany
Parent(s): Rory and Sharadon Snowden
Sibling(s): Rory Jr. (29), Jarrell (24), Kairon (15), Keshawn (12)
Major: Communications
Minor: Telecommunications
Contemplated Profession: Talk show host
High School and Coach: Lexington Catholic HS/Jeff Hans
Shooting Hand: Right

CAT SCRATCHES

The coolest thing about UK is: "The amount of support and dedication from the fans and UK supporters."

What is one thing Coach Mitchell says a lot? "I love each and every one of you guys."

List three words to describe the 2010-11 UK Hoops team... "Courageous, Relentless, Passionate."

You're stranded on the road and your car is busted.

Which teammate do you call to come get you and why? "Carly Morrow because she is always willing to help and be there for people."

Your goals for the team this season? "NCAA National Champs!"

If you could Skype with anyone in the world right now, who would it be? "President Obama."



General

Has played in 36 games with nine starts ... Extremely accurate long-range shooter who ranked sixth in the nation as a freshman at Akron in three-pointers made per game (2.9) ... Also led UK and ranked third in the SEC in three-point shooting last season ... Has hit at least one three-pointer in 11 consecutive games ... Sat out the 2008-09 season due to NCAA transfer rules after one season at Akron ... Majoring in communications with a minor in telecommunications.

- 2009-10 SEC Winter Honor Roll

2009-10 (Redshirt-Sophomore)

Saw action in all 36 games, earning a starting assignment in the final nine games ... Averaged 6.7 points in 14.8 minutes per game ... Third-highest point total during NCAA Tournament play, averaging 10.3 points in four games ... Led UK and ranked third in the SEC in three-point shooting percentage ... Ranked fourth on UK's single-season list for 3-point FG percentage and eighth for 3-pointers made (51) ... Made two or more three-pointers in 13 games ... Scored in double figures in 11 times,

Career Stats

Year	GP-GS	MIN	FG-FGA	PCT	3FG-FGA	PCT	FT-FTA	PCT	OFF-DEF	TOT/AVG	PF-FO	A	TO	BLK	ST	PTS/AVG
07-08*	31-29	971-31.3	141-382	.369	91-237	.384	66-75	.880	11-64	75-2.4	81-0	43	87	7	34	439-14.2
09-10	36-9	532-14.8	78-206	.379	51-132	.386	35-44	.795	4-30	34-0.9	48-0	11	32	3	17	242-6.7
All*	67-38	1503-22.4	219-588	.372	142-369	.385	101-119	.849	15-94	109-1.6	129-0	54	119	10	51	681-10.2

*at Akron

UK HOOPS

KENTUCKY

OUTLOOK

WILDCATS

STAFF

REVIEW

RECORDS

HISTORY

MEDIA

GAME-BY-GAME STATS

(Sophomore - 2009-10)

Opp.	MIN	FG	FGA	3FG	FGAFT	FTA	REB	A	BLK	STL	P	LPTS
vs. Boston	10	2-6	0-3	2-2	0-2-2	1	0	0	0	6		
vs. Butler	9	2-4	1-3	0-0	0-0-0	0	0	0	0	5		
at Morehead State	8	1-4	1-4	2-2	0-1-1	0	0	0	5			
vs. Chattanooga	11	1-4	0-3	0-0	0-1-1	1	0	0	2			
at UCSB	18	4-8	1-4	0-0	0-0-0	0	0	0	9			
vs. McNeese St.	19	4-9	2-3	3-4	1-0-1	2	0	1	13			
vs. Miami (Ohio)	17	3-8	3-6	0-0	0-1-1	1	2	1	9			
at Cincinnati	3	0-2	0-1	0-0	0-0-0	0	0	0	0			
vs. Florida A&M	20	4-11	2-6	5-6	1-2-3	1	0	2	15			
vs. Louisville	12	0-2	0-1	2-2	0-0-0	0	0	1	2			
vs. UT Martin	20	8-13	6-9	3-4	0-1-1	1	0	2	25			
at MTSU	3	0-1	0-1	0-0	0-1-0	0	0	1	0			
vs. Miss. Valley St.	10	2-5	2-4	0-0	1-1-1	0	0	1	6			
at Georgia	2	0-1	0-1	0-0	0-0-0	0	0	0	0			
vs. Vanderbilt	18	1-4	1-3	1-2	0-2-2	0	0	0	4			
at South Carolina	2	0-0	0-0	0-0	0-1-1	0	0	0	2			
vs. Alabama	19	4-6	4-6	0-0	1-1-2	0	0	0	12			
vs. Arkansas	7	0-4	0-2	1-2	0-0-0	0	0	0	1			
vs. Auburn	3	1-1	1-1	0-0	0-0-0	0	0	0	3			
at LSU	4	0-0	0-0	1-2	0-0-0	0	0	0	1			
at Mississippi State	1	0-0	0-0	0-0	0-0-0	0	0	0	0			
vs. Ole Miss	6	3-6	2-5	2-2	0-3-3	0	0	0	10			
vs. Georgia	11	1-6	1-5	0-0	0-1-1	0	0	0	3			
at Vanderbilt	5	2-3	0-1	0-0	0-0-0	0	0	1	4			
vs. Florida	29	8-11	5-5	0-0	0-0-0	0	0	1	21			
vs. South Carolina	27	3-7	1-2	2-2	0-2-2	1	0	0	9			
at Tennessee*	27	5-14	3-10	1-1	0-1-1	0	0	0	14			
at Auburn*	19	1-7	1-5	0-0	0-0-0	0	0	0	3			
vs. Auburn*	17	1-4	1-2	0-0	0-0-0	0	0	1	3			
vs. Mississippi St.*#	24	2-8	2-5	0-1	0-2-2	2	1	1	6			
vs. Tennessee#	35	4-12	2-6	0-0	0-1-1	0	0	2	10			
vs. Liberty*\$	28	4-7	4-7	3-4	0-0-0	0	0	0	15			
vs. Michigan State*\$24	1-8	1-5	1-5	7-8	0-2-2	0	0	1	10			
vs. Nebraska*\$	35	5-10	3-6	0-0	0-4-4	1	0	1	13			
vs. Oklahoma*\$	28	1-10	1-7	0-0	0-1-1	0	0	0	3			

* Started game

including four of the last five ... Made four three-pointers against Liberty (3/20/10), the most ever by a UK player in an NCAA Tournament game ... Poured in a career-high 21 points on 8-of-11 shooting from the field, including five three-pointers against Florida (2/18/10) ... Tied a career-high with eight made field goals against Florida (2/18/10) ... Made a trio of three-pointers in scoring 14 points at Tennessee (2/25/10) in her first UK start ... Scored a career-high 25 points, including a career-best six three-pointers against UT Martin (12/22/09) ... Tied the school record for most three-pointers in a half with five in the opening stanza against UT Martin (12/22/09).

2008-09 (Redshirt)

Sat out due to NCAA transfer rules ... Tore ACL to her left knee during practice on Dec., 10, 2008.

2007-08 (Freshman at Akron)

Started in 29 of 31 games in her rookie season ... Broke the school record for most three-pointers recorded in a single season with 91 ... That mark also was the second-most three-pointers in a single season in Mid-American Conference history ... Ranked sixth in the nation with an average of 2.9 triples per game, hitting at least one three in all but one game last year ... Named to the MAC All-Freshman team ... Ranked seventh in the league and second on the team in scoring (14.2 ppg) ... Also ranked second in the league in free throw shooting (.880) and 17th in minutes played (31.3).

High School

Helped lead the Knights to an impressive 130-14 overall record during her four-year career with three state championship game appearances and two state titles as a sophomore and junior ... Totaled 1,908 career points while setting a pair of state records for free-throw shooting percentage ... Set the single-season free throw mark as a senior, connecting on 142-of-156 attempts (91.0 %) and broke the career mark by converting 289-of-459 (84.7 %) ... Earned first-team all-state honors ... Named the Sweet Sixteen State Tournament Most Valuable Player in 2006 ... Four-year honor roll student ... Twice voted Girl of the Year (2005 and 2006) ... Active in several clubs at Lexington Catholic, including Beta Club, National Society of High School Scholars, Spanish Honors Society and National Honor Society.

CAREER HIGHS

Points:	25 vs. UT Martin 12/22/09
FGM:	8, twice, last vs. Florida 2/18/09
FGA:	14 at Tennessee 2/25/10
FTM:	7 vs. Michigan State 3/22/10
FTA:	8 vs. Michigan State 3/22/10
3FGM:	6 vs. UT Martin 12/22/09
3FGA:	10 at Tennessee 2/25/10
O-Rebounds:	1, four times, last vs. Alabama 1/17/10
D-Rebounds:	4 vs. Nebraska 3/28/10
Total Rebounds:	4 vs. Nebraska 3/28/10
Assists:	2 vs. McNeese State 11/28/09
Blocks:	2 vs. Miami (Ohio) 12/1/09
Steals:	2, three times, last vs. Tennessee 3/7/10
Minutes:	35 vs. Nebraska 3/28/10

The Cats' Cause

Played bingo at Kentucky Children's Hospital ... Participated in Cats Cultivating Character, where student-athletes teach character lessons once a month to third grade students at a local elementary school ... Volunteered at YMCA's Fall Festival ... Volunteered to pack food for God's Pantry Backpack program ... Participated in Beaumont Centre YMCA's Fall Festival ... Volunteered to serve lunch at the Lexington Hope Center ... Visited patients at UK's Markey Cancer Center ... Salvation Army bell ringer.



UK HOOPS KENTUCKY OUTLOOK WILDCATS STAFF REVIEW RECORDS HISTORY MEDIA

BRITTANY HENDERSON

6-2 • SO. • FORWARD
PASADENA, CALIF./JOHN MUIR HS

Date and Place of Birth: March 3, 1991/Pasadena, Calif.
Parent(s): Vynell and Elaine Henderson
Sibling(s): Tierra Henderson (23)
Major: Hospitality management
Contemplated Profession: Head chef in a famous NY restaurant
High School and coach: John Muir HS/Gary Johnson
Shooting Hand: Right

CAT SCRATCHES

What is your nickname? "B-Hen."
If you could make up a name for a play for Coach Mitchell to run this season, what would you call it? "Honesty, Hard work & Discipline."
What is your dream job after UK? "I want to open my own restaurant."
Where in the world would you travel if you could? "Paris, France."
The most famous person you've ever met is? "Magic Johnson."
What is one thing Coach Mitchell says a lot? "Don't be a phony."
Food you absolutely will NOT eat? "Bananas."
What is your most memorable moment in your basketball career so far? "Beating Nebraska in the NCAA Tournament."



What is your worst fear? "Getting eaten by a shark."



General

Saw action in all 36 games as a freshman ... Team voted her as the player most likely to have a break-out season ... Comes from a family of athletes as her father, Vynell, played football at Tennessee State University and older sister, Tierra, played basketball at UCLA from 2005-09 ... Chose Kentucky over Providence, Arizona, UCSB and Houston ... Majoring in hospitality management.

2009-10 (Freshman)

Averaged 2.6 points and 3.0 rebounds in 10.6 minutes per game in her rookie season ... Scored eight points in 10 minutes vs. Oklahoma in the NCAA Tournament Regional Finals (3/30/10) ... Grabbed five rebounds and blocked two shots in 13 minutes against Tennessee (3/7/10) in the championship game of the SEC Tournament ... Scored seven points in just eight minutes vs. Auburn (1-24-10) ... Grabbed a season-high nine rebounds and three blocks to go with six points in 26 minutes of play against Florida A&M (12/13/09) ... Recorded her first steal of the season vs. South Carolina (1/14/10) ... Charted a season-high 10 points on 4-of-5 shooting in 21 minutes of action vs. Chattanooga (11/22/09) ... Made her first collegiate 3-pointer against UT Martin (12/22/09) ... Netted seven points with three rebounds in 13 minutes vs. Louisville (12/20/09) ... Saw 16 minutes of action in her debut against Boston

Career Stats

Year	GP-GS	MIN	FG-FGA	PCT	3FG-FGA	PCT	FT-FTA	PCT	OFF-DEF	TOT/AVG	PF-FO	A	TO	BLK	ST	PTS/AVG
09-10	36-0	383-10.6	32-58	.552	1-1	1.000	28-47	.596	42-65	107-3.0	65-1	1	25	17	8	93-2.6
TOTAL	36-0	383-10.6	32-58	.552	1-1	1.000	28-47	.596	42-65	107-3.0	65-1	1	25	17	8	93-2.6

WILDCATS
OUTLOOK
KENTUCKY
UK HOOPS
STAFF
REVIEW
RECORDS
HISTORY
MEDIA

GAME-BY-GAME STATS

Opp.	(Freshman - 2009-10)								
	MIN	FG-FGA	3FG-FGA	FT-FTA	REB	A	BLK	STL	PTS
vs. Boston	16	1-1	0-0	0-0	0-6	0	1	0	2
vs. Butler	8	2-2	0-0	0-1	1-2	3	0	0	3
at Morehead State	9	0-1	0-0	0-0	1-2	3	0	0	0
vs. Chattanooga	21	4-5	0-0	2-3	4-2	6	2	0	10
at UCSB	16	1-2	0-0	1-2	0-2	2	1	0	3
vs. McNeese State	17	0-3	0-0	3-4	2-1	3	2	1	3
vs. Miami (Ohio)	15	1-1	0-0	0-0	0-2	2	2	1	2
at Cincinnati	5	0-0	0-0	0-0	1-0	1	0	0	0
vs. Florida A&M	26	3-4	0-0	0-1	3-6	9	3	0	6
vs. Louisville	13	1-1	0-0	5-10	2-1	3	0	0	7
vs. UT Martin	20	2-4	1-1	1-2	2-3	5	1	1	6
at MTSU	2	0-0	0-0	0-0	0-0	0	0	0	0
vs. Miss. Valley State	15	3-4	0-0	1-3	1-3	4	0	1	7
at Georgia	2	0-0	0-0	0-0	0-0	0	0	0	0
vs. Vanderbilt	6	0-0	0-0	0-0	1-0	1	0	0	0
at South Carolina	17	0-2	0-0	1-2	0-1	1	0	1	1
vs. Alabama	15	0-0	0-0	1-2	0-5	0	0	0	1
vs. Arkansas	5	0-1	0-0	0-0	0-1	1	0	0	0
vs. Auburn	8	3-3	0-0	1-1	1-2	0	0	0	7
at LSU	9	1-1	0-0	0-0	0-1	1	0	0	2
at Mississippi State	5	0-1	0-0	1-2	3-4	0	0	0	1
vs. Ole Miss	14	1-2	0-0	0-1	2-3	5	1	0	2
at Arkansas	9	1-2	0-0	0-0	1-2	0	0	1	2
vs. Georgia	5	0-1	0-0	0-0	0-1	1	0	0	0
at Vanderbilt	4	1-1	0-0	2-2	0-1	0	0	0	4
vs. Florida	6	1-1	0-0	1-2	0-2	2	0	1	3
vs. South Carolina	14	1-2	0-0	0-0	1-4	5	2	0	2
at Tennessee	11	0-3	0-0	1-2	1-4	5	0	0	1
at Auburn	12	0-1	0-0	0-0	2-0	2	1	0	0
vs. Auburn#	6	0-0	0-0	2-2	0-0	0	0	0	2
vs. Mississippi State#	9	0-1	0-0	0-0	1-3	4	0	0	0
vs. Tennessee#	13	1-1	0-0	0-0	2-3	5	2	0	2
vs. Liberty\$	5	0-0	0-0	0-0	3-0	3	0	0	0
vs. Michigan State\$	10	1-2	0-0	0-0	2-1	3	0	0	2
vs. Nebraska\$	5	1-1	0-0	1-1	1-2	0	0	0	3
vs. Oklahoma\$	10	2-4	0-0	4-4	4-1	5	0	0	8
Totals	383	32-58	1-1	28-47	42-65	107	17	8	93

(11/13/09), charting two points, six boards and a block in just 16 minutes.

High School

Rated the 67th power forward in the Class of 2009 by Hoopgurlz.com ... Four-year starter under Coach Gary Johnson ... Averaged a team-high 13.6 points and the team's second-highest rebounding mark with 8.9 rebounds per game as a senior ... Shot a team-high 44.0 percent from the floor ... Named first-team All-California Interscholastic Federation (CIF) selection and first-team member of the Pacific League during her junior season after averaging 15.0 points, 9.0 rebounds and 2.0 blocks per game ... Helped lead the Mustangs to a 28-3 overall and unblemished 14-0 record in the Pacific League during her junior year ... Excellent athlete as she also was a member of her high school's volleyball, softball and track and field teams.

The Cats' Cause

Played Bingo at Kentucky Children's Hospital ... Volunteered at YMCA's Fall Festival ... Participated in Cats Cultivating Character, where student-athletes teach character lessons once a month to third grade students at a local elementary school ... Volunteered to pack food for God's Pantry Back-

CAREER HIGHS

Points:	10 vs. Chattanooga 11/22/09
FGM:	4 vs. Chattanooga 11/22/09
FGA:	5 vs. Chattanooga 11/22/09
FTM:	5 vs. Louisville 12/21/09
FTA:	10 vs. Louisville 12/21/09
3FGM:	1 vs. UT Martin 12/22/09
3FGA:	1 vs. UT Martin 12/22/09
O-Rebounds:	4, twice, last vs. Oklahoma 3/30/10
D-Rebounds:	6, twice, last vs. Florida A&M 12/13/09
Total Rebounds:	9 vs. Florida A&M 12/13/09
Assists:	1 at Auburn 2/28/10
Blocks:	3 vs. Florida A&M 12/13/09
Steals:	1, eight times, last, at Auburn 2/28/10
Minutes:	26 vs. Florida A&M 12/13/09

Pack program ... Participated in Beaumont Centre YMCA's Fall Festival ... Volunteered to serve lunch at the Lexington Hope Center.



UK HOOPS KENTUCKY OUTLOOK WILDCATS STAFF REVIEW RECORDS HISTORY MEDIA

A'DIA MATHIES

5-9 • SO. • GUARD
LOUISVILLE, KY. / IROQUOIS HS

Date and Place of Birth: March 18, 1991/Louisville, Ky.
Parent(s): Angela and Johnny Mathies
Sibling(s): Johnny Mathies Jr. (26), Asia Mathies (20)
Major: Psychology
High School and Coach: Iroquois HS/Al Northington
Shooting Hand: Right

CAT SCRATCHES

What has given you the most joy in the last year?

"Beating Nebraska, the No.1 seed in the NCAA tourney."

If you could make up a name for a play for Coach Mitchell to run this season, what would you call it?

"Go Ham On 'Em."

Your goals for the team this season? "Win A National Championship."

Favorite sound? "Shot hitting nothing but net."

List three words to describe the 2010-11 UK Hoops team... "Family, Funny, Fun (to watch)."

If you could Tweet something right now to UK fans about 2010-11 UK Hoops team, what would you say? "Get Ready!! UK Hoopz Baby!!"

The coolest thing about UK is: "The Fans. They are the greatest in the nation."

"The Fans. They are the greatest in the nation."

What is your secret addiction? "Candy."



Favorite all-time movie? "The Lion King."

General

Reigning SEC Freshman of the Year ... UK's first freshman All-American since 1980 ... Set the school freshman record for most steals in a season (93) and ranked second only to UK Hoops legend Valerie Still in points (491) ... Extremely athletic guard ... Offensive juggernaut ... Possesses quickness with the ability to put the ball on the floor and get past defenders ... Comes from a family of athletes as sister Asia is a sophomore on the women's basketball team at Volunteer State in Gallatin, Tenn., while brother Johnny played at Creighton in Omaha, Neb., from 2003-06 ... Chose Kentucky over Florida and Louisville ... Majoring in psychology.

- Full Court Press Freshman All-American (second team)
- Gballmag.com Young All-American
- SEC Freshman of the Year (Coaches)
- All-SEC second team (Coaches)
- All-SEC Freshman team *
- All-SEC Tournament Team
- Three-time SEC Freshman of the Week

* - unanimous selection

2009-10 (Freshman)

Started in all 36 games, averaging a team-high 32.0 minutes per game ... Team's second-leading scorer with 13.6 points per game ... Scored in double-figures in 26 of UK's 36 games ... Scored in double figures in 11 of 16 SEC games with four



Career Stats

Year	GP-GS	MIN	FG-FGA	PCT	3FG-FGA	PCT	FT-FTA	PCT	OFF-DEF	TOT/AVG	PF-FO	A	TO	BLK	ST	PTS/AVG
09-10	36-36	1151-32.0	178-439	.405	31-107	.290	104-149	.698	78-96	174-4.8	98-3	87	86	22	93	491-13.6
TOTAL	36-36	1151-32.0	178-439	.405	31-107	.290	104-149	.698	78-96	174-4.8	98-3	87	86	22	93	491-13.6

WILDCATS
OUTLOOK
KENTUCKY
UK HOOPS
STAFF
REVIEW
RECORDS
HISTORY
MEDIA

GAME-BY-GAME STATS

Freshman - 2009-10												
Opp.	MIN	FG-FGA	3FG-FGA	FT-FTA	REB	A	BLK	STL	PTS			
vs. Boston*	28	3-15	1-5	6-7	3-4	1	1	0	13			
vs. Butler*	30	4-10	0-3	2-5	2-1	3	2	0	1	10		
at Morehead State*	35	7-15	3-8	1-2	2-4	0	0	0	18			
vs. Chattanooga*	31	4-11	0-4	6-9	1-4	1	3	4	14			
at UCSB*	28	3-7	0-1	0-0	3-3	3	0	0	6			
vs. McNeese State*	29	8-10	0-1	0-1	2-3	5	0	2	16			
vs. Miami (Ohio)*	35	4-11	0-0	3-4	3-1	4	7	0	4	11		
at Cincinnati*	28	3-12	0-1	3-6	4-0	4	0	3	9			
vs. Florida A&M*	23	3-8	0-0	5-9	2-2	5	1	6	11			
vs. Louisville*	28	5-14	1-2	4-6	1-2	3	0	4	15			
vs. UT Martin*	27	4-9	0-1	2-4	5-0	5	4	1	4	10		
vs. MTSU*	37	1-8	0-3	6-8	0-3	0	1	1	8			
vs. Miss. Valley St.*	34	5-14	2-6	3-6	2-1	4	1	8	15			
at Georgia*	22	3-8	1-2	1-3	0-4	1	0	0	8			
vs. Vanderbilt*	30	3-11	0-0	0-2	4-4	2	0	5	6			
at South Carolina*	38	7-20	2-6	4-4	1-1	2	1	3	3	20		
vs. Alabama*	32	5-15	2-7	2-2	1-0	1	1	1	14			
vs. Arkansas*	34	3-10	1-3	0-1	2-4	6	5	0	2	7		
vs. Auburn*	30	5-9	1-2	0-0	2-2	1	0	3	11			
at LSU*	33	3-8	1-3	2-2	2-8	4	0	0	9			
at Mississippi State*	30	5-14	1-2	2-2	2-4	3	0	3	13			
vs. Ole Miss*	34	9-15	1-5	2-3	3-4	1	0	2	21			
at Arkansas*	39	9-19	2-8	7-7	2-3	3	1	1	27			
vs. Georgia*	35	7-15	1-6	0-0	2-2	5	0	3	15			
at Vanderbilt*	36	4-8	0-1	5-7	2-2	1	1	3	13			
vs. Florida*	33	3-11	1-3	4-4	3-2	5	1	0	2	11		
vs. South Carolina*	25	5-9	0-0	6-7	2-9	1	1	3	16			
at Tennessee*	24	2-10	0-0	4-6	4-0	1	0	2	8			
at Auburn*	31	9-14	1-1	1-1	2-5	2	1	2	20			
vs. Auburn#	34	6-11	1-1	2-2	3-4	3	1	2	15			
vs. Mississippi State#	28	6-11	2-5	11-12	3-2	5	2	0	1	25		
vs. Tennessee#	39	5-16	1-5	0-2	1-4	5	4	1	3	11		
vs. Liberty\$	38	9-15	2-3	12-17	1-3	2	1	4	32			
vs. Michigan State\$	27	4-10	0-1	0-0	2-4	6	5	2	4	8		
vs. Nebraska\$	36	9-18	3-4	0-0	2-5	7	0	2	3	21		
vs. Oklahoma\$	38	4-14	0-2	1-2	3-2	5	2	0	4	9		
Totals	1151	178-439	31-107	104-149	7896-174	87	22	93	491			

* Started game

20-point performances against league competition ... UK's first SEC Freshman of the Year and first freshman All-American since Valerie Still in 1980 ... Owns the school freshman record for most steals (93) and ranked second only to UK Hoops legend Valerie Still in points (491)... Ranks among UK's all-time freshman leaders in 10 categories ... Ranks fifth on UK's single-season steals list with 93 ... Became the 11th player in school history to score at least 32 points in a game when she netted 32 points on 9-of-15 field goals and 12-of-17 free-throw attempts against Liberty in the first round of the NCAA Tournament (3/20/10) ... It marked the most points ever scored by

a UK player in the NCAA Tournament ... Averaged 17.5 points in four NCAA Tourney games ... Named to SEC All-Tournament team after averaging 17.0 points and 5.7 rebounds in leading UK to the finals for the first time since 1982 ... Scored a game-high 25 points on 6-of-11 field goals and 11-of-12 free throws to go with five rebounds in UK's 76-65 come-from-behind win over Mississippi State in the semifinals of the SEC Tournament (3/6/10) ... Pulled down at least four rebounds in 30 of 36 games, including the 19-straight to end the season ... Grabbed three or more steals in 18 games ... Made at least one 3-pointer in 21 games ... Ranked third in the SEC in steals (2.6 spg), 11th in scoring (13.6) and 13th in free-throw shooting (69.8 percent) for all games.

High School

UK's first high school All-American since 2004 (Sarah Elliott) ... Rated the 13th-best shooting guard in the nation and the 65th player overall in the Class of 2009 by Hoopgurlz.com ... Full Court Press High School All-American ... 2009 Kentucky Miss Basketball ... 2009 Kentucky Farm Bureau Female High School Athlete of the Year ... Elected Most Valuable Player of the Houchens Industries Girls' Sweet Sixteen championship ... Gatorade Kentucky Girls' Basketball Player of the Year ... Named *Louisville Courier-Journal's* Sixth Region Player of the Year ... Averaged 17.1 points, 11.4 rebounds, 3.9 steals, 3.8 assists and 1.9 blocks per game as a senior ... Led Iroquois High School to an impressive 33-1 overall record and the Lady Raiders' first state tournament title in 2008-09 ... Coached by Al Northington ... Varsity player since the sixth grade ... Tallied 3,113 career points and 2,583 rebounds while starting at guard seven consecutive seasons ... Iroquois' all-time leading scorer ... Averaged 17.3 points and 11.0 rebounds a game as a junior ... Named to the All-State Tournament Team after averaging 19.2 points, 8.8 boards, 3.5 steals in the 2007 Houchens/KHSAA Girl's Sweet 16 during her sophomore season.

CAREER HIGHS

Points:	32 vs. Liberty 3/20/10
FGM:	9, five times, last vs. Nebraska 3/28/10
FGA:	20 at South Carolina 1/14/10
FTM:	12 vs. Liberty 3/20/10
FTA:	17 vs. Liberty 3/20/10
3FGM:	3, twice, last vs. Nebraska 3/28/10
3FGA:	8 at Morehead State 11/17/09
O-Rebounds:	4 at Cincinnati 12/4/09
D-Rebounds:	6 at LSU 1/28/10
Total Rebounds:	8, twice, last at LSU 1/28/10
Assists:	7 vs. Miami (Ohio) 12/1/09
Blocks:	3, twice, last at South Carolina 1/14/10
Steals:	8 vs. Miss. Valley St. 1/1/10
Minutes:	39, twice, last vs. Tennessee 3/7/10

The Cats' Cause

Played Bingo at Kentucky Children's Hospital ... Volunteered at YMCA's Fall Festival ... Participated in Cats Cultivating Character, where student-athletes teach character lessons once a month to third grade students at a local elementary school ... Volunteered to pack food for God's Pantry Backpack program ... Participated in Beaumont Centre YMCA's Fall Festival ... Volunteered to serve lunch at the Lexington Hope Center.



UK HOOPS KENTUCKY OUTLOOK WILDCATS STAFF REVIEW RECORDS HISTORY MEDIA

SARAH BETH BARNETTE

6-2 • FR. • FORWARD
LEXINGTON, KY./LEXINGTON CHRISTIAN ACADEMY

Date and Place of Birth: Jan. 16, 1992/Lexington, Ky.
Parent(s): Ross and Michelle Barnette
Sibling(s): Ryan (20) and Taylor (17)
Major: Undecided
Contemplated Profession: Sports broadcaster
High School and Coach: Lexington Christian/Jason Seamands
Shooting Hand: Right

CAT SCRATCHES

What is your nickname? "Sarah B or SB."

I chose to play basketball at UK because: "I love everything about it—the energy and fans and I know the program will keep heading in a positive direction."

Favorite saying or quote: "Ephesians 3:20 - God can do anything you know; far more than you could ever imagine, guess, or request in your wildest dreams."

Besides playing basketball, I'm also good at? "Writing."

Your goals for the team this season? "Win a National Championship!"

What artist gets the most play on your IPOD right now? "Taylor Swift."

With the game on the line, who on the team do you want taking the last shot and why? "Victoria, she's an All-American."

You'd be surprised to know that I... "Play the guitar."



General

A versatile player and excellent outside shooter ... Has the size ability to be a great inside player, both offensively and defensively ... Great hands and finishes well around the basket ... Committed to Kentucky early and did not seriously consider any other schools ... Major is undecided.

High School

Averaged a squad-best 23.6 points, 8.7 rebounds, 2.4 steals, 2.2 assists and 1.9 blocks per game as a senior for the Lady Eagles ... 2010 Kentucky Miss Basketball ... 2010 Gatorade Kentucky Player of the Year ... McDonald's All American nominee ... Earned the 2010 Regional Outstanding Sportsmanship

Award ... Named the 2010 LCA Female Athlete of the Year 2010 ... KHSCA Outstanding Senior ... Honorable mention preseason All-America choice for 2009-10 as selected by *Sporting News* ... All-Tournament team selection four straight years and named the Most Valuable Player of the Class A State Tournament Championship game ... 2010 District MVP ... All-District and All-State for the 2008-09 and 2009-10 seasons ... Four-time All-City selection ... Concluded prep career with 1,928 points and 1,076 rebounds, becoming the first player in LCA history to chart over 1,000 points and 1,000 rebounds ... Led Lexington Christian to an overall 127-29 mark during her career, including a 22-7 record as a senior ... A 2009 All-State pick and a four-time All-11th Region honoree ... Led LCA to four district, regional and state championships, including three Class A titles and one Sweet 16 Championship title in 2007 ... Averaged a double-double as a junior with 15.0 points and 10.0 rebounds per game ... Volunteered locally on behalf of Ronald McDonald House Charities and as part of multiple community-service initiatives in association with her church youth group ... Honor-roll student.

Mitchell Says...

"I'm always happy when any player comes to Kentucky but it is extra special when that player is from Lexington. We are thrilled that Sarah Beth has decided to join our Wildcat family. She is a very accomplished player and her versatility on the basketball court will help us tremendously. She is a great shooter and has a toughness about her on defense and in rebounding that will make a difference in our program. She comes from a great family and she possesses the type of character we want all of our players to possess."



UK HOOPS
KENTUCKY
OUTLOOK
WILDCATS
STAFF
REVIEW
RECORDS
HISTORY
MEDIA

MAEGAN CONWRIGHT

5-8 • FR. • GUARD
ARLINGTON, TEXAS/TIMBERVIEW HIGH SCHOOL

Date and Place of Birth: June 4, 1992/Arlington, Texas
Parent(s): Victoria & Milton Conwright
Siblings: Courtney (20), Brandon (13)
Major: Integrated strategic communications
High School and Coach: Mansfield Timberview HS/
Candi Harvey
Shooting Hand: Right

CAT SCRATCHES

Favorite saying or quote: "You create yourself by the people you surround yourself around."

If you could make up a name for a play for Coach Mitchell to run this season, what would you call it? "Run Something."

A weird fact most people don't know about you is... "I worked at Sonic for two months."

If you could Tweet something right now to UK fans about 2010-11 UK Hoops team, what would you say? "Our Journey Begins Now!"

What is your worst fear? "Falling at Big Blue Madness."

Favorite all-time movie? "Slumdog Millionaire."

Your goals for the team this season? "To be a defensive stopper."

If you were a crayon, what color would you be? "Macaroni & Cheese."



General

Can be a threat from the outside but is known for her defensive prowess ... Possesses the athleticism and tenacity to shut down people on the perimeter ... Only the second player in UK Hoops history from the state of Texas ... Chose Kentucky over TCU, SMU, Arkansas, San Diego State and Southern Miss ... Majoring in integrated strategic communications (ISC).

High School

Listed as the 35th-best guard in the nation, according to ESPN Hoopgurlz ... 2010 McDonald All American Nominee ... MaxPreps Girls Basketball All-American honorable mention ... Four-year letterwinner and three-year starting guard for Coach Candi Harvey at Timberview High School ... Led the Wolves (39-2) to a state title by averaging a team-best 15.5 points, 4.5 steals, 3.0 rebounds and 3.0 assists per game as a senior ... 2010 Ft. Worth Star-Telegram Girls Player of the Year ... 2010 Texas 4A State Tournament MVP ... Gamed many honors during her prep career, including being named All-State by both the Texas Association of Basketball Coaches and the Texas Girls Coaches Association in 2009 and 2010 ... Three-time TABC All-Region selection and a member of the Dallas Morning News' All-Area team ... Three-time District 4-5A Most Valuable Player ... Also participated in track and field, advancing and placing at the regional track meet in the long jump as a sophomore.

Mitchell Says...

"The first thing that jumps out to me about Maegan is that she is a winner. She is a part of one of the most successful high school programs in Texas and she knows how to win. She may be the best perimeter defender in the class of 2010 and that is something that will serve her greatly in SEC play. She possesses the

athleticism and tenacity to shut down people on the perimeter. On offense, she is a very explosive athlete who can get to the basket and make plays. She also is a good three-point shooter. Maegan came on her visit and fell in love in with Kentucky. She tapped into the enthusiasm and passion for Kentucky basketball that we all share and she is so excited to play for the Big Blue."



UK HOOPS KENTUCKY OUTLOOK WILDCATS STAFF REVIEW RECORDS HISTORY MEDIA

SAMANTHA DRAKE

6-3 • FR. • FORWARD/CENTER
BARDSTOWN, KY/NELSON CO. HS

Date and Place of Birth: Oct.30,1991/Bardstown, Ky.
Parent(s): Terry and Lysa Drake
Sibling(s): T.C. (23), Cierra (15), Aliyah (11)
Major: Undecided
Contemplated Profession: WNBA player or Athletic Trainer
High School and coach: Nelson Co. HS/Kelly Wood
Shooting Hand: Right

CAT SCRATCHES

I chose to play basketball at UK because... "I liked the facilities and they have a great academic program."
What has impressed you the most about Coach Mitchell and his coaching staff? "They are always here for us and are helping us become a team."
What is one thing you wish you could be better at? "Handling the basketball."
What has given you the most joy in the last year? "Becoming my high school's all-time leading scorer."
Team member most likely to be a head coach one day? "Amber Smith."
What song gets you pumped up for a game? "Pretty Boy Swag' - Soulja Boy."
The most famous person you've ever met is? "Drake."

Food you absolutely will NOT eat? "Sushi."



General

Has the size and ability to be a dominant inside player ... Has solid touch around the basket but can shoot well from the 10- to 12-foot range ... Chose Kentucky over Georgia and Michigan State ... Brother, T.C. Drake was a tight end on the UK football team from 2006-2009 ... Plans to major in human nutrition.

High School

Rated as the eighth-best post player and one of the top 50 players in the nation by two recruiting services ... Set scoring records at Nelson County for boys or girls with 3,068 career points while pulling down 1,381 rebounds ... Also set Nelson County's school record for single-game scoring (44 points) ... Averaged 22.9 points and 8.5 rebounds as senior for Coach Kelly Wood ... Four-time All-Region and District All-Tournament team selection ... Shot 61.0 percent from the floor and 72.0 percent from the charity stripe as a senior ... Named to *The Associated Press* second team in helping lead the Cardinals to an 18-11 overall record in 2009-10 ... Averaged a double-double with a career-best 26.0 points and 11.0 rebounds per game as a junior ... Earned District Tournament Most Valuable Player and Fifth Region's Player of the Year in 2008-09 ... Twice named to *The Courier-Journal's* All-State first team and received many other accolades throughout her impressive prep career.

Mitchell Says...

"We're excited about the addition of Samantha to our Kentucky family. She's an extremely talented player who will have the opportunity to impact our team in a positive way. Samantha rounds out a recruiting class that will be well suited for our style of play."



UK HOOPS
KENTUCKY
OUTLOOK

WILDCATS

STAFF
REVIEW

RECORDS

HISTORY

MEDIA

KASTINE EVANS

5-8 • FR. • GUARD
SALEM, CONN. / NORWICH FREE ACADEMY

Date and Place of Birth: June 6, 1992/Manhasset, N.Y.
Parent(s): Raymond & Deborah Evans
Sibling(s): R.J. Evans (20)
Major: Business management
High School and Coach: Norwich Free Academy/Bill Scarlata
Shooting Hand: Right

CAT SCRATCHES

Were you named after anyone? "My cousin. It is German and is spelled 'Kerstin' in German but pronounced the same way."

I chose to play basketball at UK because: "Of the coaching staff and the sense of family on the team. It was very evident on my visit that the girls were very close and appreciated one another."

The coolest thing about UK is: "The fan base. Everyone here **LOVES UK!**"

Person that has had the biggest impact on your basketball career is, why? "My brother R.J. because he has always been there to encourage me and he is such a hard worker. He inspires me to be a better person and player."

What is your dream job after UK? "To teach at an inner-city school."

Besides playing basketball, I'm also good at?
Volleyball and cooking



record and the Class LL title ... Notched a game-high 24 points, 15 rebounds and four steals to earn tournament MVP honors and lead Norwich to a 63-42 victory in the final game of her junior season Three-time honoree of the Judy Pemberton Bell Award which recognizes a varsity player who demonstrates hard work, dedication and a high level of leadership and sportsmanship ... Also an outstanding volleyball and track athlete for NFA, helping her teams win one state championship in volleyball and two in track and field ... Member of the Nexus Club for Black Achievement ... Honor-roll student ... Volunteered locally on behalf of youth basketball programs.

Mitchell Says...

"Kastine is a player we are very excited about signing. She is an explosive athlete and has accomplished something as a high school athlete that is rare. She won a state championship in volleyball, track and basketball all in the same year. That speaks to her athletic ability. She is an extremely versatile perimeter player who can play multiple positions. She has the ability to

impact a game offensively and defensively and she is an outstanding ball-handler who can push the tempo in transition. Kastine is an offensive threat because she can drive to the basket or shoot from long range. We are very excited that she chose Kentucky."



General

Explosive and versatile athlete who can play multiple positions ... Outstanding ball-handler who can help push the tempo in transition ... Can drive to the basket or shoot from long range ... UK's first player from the state of Connecticut ... Chose Kentucky over Cincinnati, Marquette, UMass and Rutgers ... Comes from a family of athletes as her father is former New York Jets player Ray Evans and brother R.J. plays on the men's basketball team for Holy Cross ... Major is business management.

High School

Ranked as the 67th overall player and the 18th-best shooting guard in the country, according to ESPN HoopGurlz ... Gatorade Connecticut Player of the Year (2010) ... New Haven Register Player of the Year (2010) ... CHSCA Player of the Year (2010) ... Norwich Hall of Fame Sports Person of the Year (2010) ... Two-time *The Day* Player of the Year (2009 and 2010) ... Two-time *Norwich Bulletin* Player of the Year (2009, 2010) ... Three-time first-team All-State honoree (2008, 2009, 2010) ... Four-time member of the All-Area teams (2007, 2008, 2009, 2010) ... Amassed 1,700 career points ... Averaged 20.2 points per game as a senior in leading Norwich to the state championship title ... Averaged 19.7 ppg as a junior in the Wildcats to a 24-2 overall

UK HOOPS KENTUCKY OUTLOOK WILDCATS STAFF REVIEW RECORDS HISTORY MEDIA

JENNIFER O'NEILL

5-6 • FR. • POINT GUARD
BRONX, N.Y. / SAINT MICHAEL ACADEMY

Date and Place of Birth: April 19, 1990/Bronx, N.Y.
Parent(s): Maritza Robles and Jerry Powell
Sibling(s): Raymond Rivera (19) and Natalie Rivera (14)
Major: Kinesiology
Contemplated Profession: Professional basketball player
High School and Coach: Saint Michael Academy/Apache Paschall
Shooting Hand: Right

CAT SCRATCHES

What is your nickname? "Jenny from the block."

I chose to play basketball at UK because: "The staff, fans, style of play and the team."

The coolest thing about UK is: "It's a basketball state."

If you could play one-on-one against a men's basketball player at UK, who would you choose and why? "Brandon Knight because we both are very competitive."

You chose your jersey number because? "Nothing is impossible."

Most famous person in your cell phone? "Demarcus Cousins."

Favorite saying or quote: "Hardwork beats talent when talent doesn't work hard."

If you were a crayon, what color would you be? "Limbluequa = Lime, Blue, Aqua."

If you had a Derby horse, what would you name it? "JUSTDOIT!"

Favorite sound? "BEEP! BEEP! Road Runner."



General

A quick point guard with an excellent ability to drive or shoot the outside shot ... Will vie for the starting point guard position ... Kentucky's first incoming freshman to earn McDonald's All-America honors ... First player to wear No. 0 ... UK's fifth

player from the state of New York ... Chose Kentucky over Georgia and California ... Majoring in kinesiology.

High School

A consensus national top-30 player ... Ranked as the nation's 10th best point guard, according to ESPN Hoopsgurlz ... Named a McDonald's All-American after leading the Eagles to a No. 8 state ranking with averages of 25.0 points, 6.0 rebounds and 5.0 assists per game ... WBCA Nike All-American ... ESPN HoopGurlz All-Star ... Third-team PARADE Magazine All-American (2010) ... MaxPreps Girls Basketball All-American honorable mention ... The Post's All-Manhattan girls basketball Player of the Year ... NYSSWA All-State second-team (2010) ... New York Daily News' Girls Player of the Year (2009) ... Tabbed a fourth-team All-American by PARADE Magazine and was a fifth-team All-America choice by Street & Smith's Magazine in 2009 after averaging 22.0 points and 7.0 assists per game ... Earned first-team all-state honors in Class AA in 2008-09 after leading St. Michael's to its first Federation championship title ... Named Tournament MVP after pouring in 22 points in the CHSAA state 'AA' title game and hitting four clutch free throws in the Class AA semifinals in the final 1:01 to lift her squad to a 50-46 win ... Netted a game-high 13 points in the state Federation championship game for the Eagles ... Member of the student council.

Mitchell Says...

"Jennifer in my mind is the best pure point guard in the class of 2010. She's an unbelievable playmaker. Her ability to handle the basketball and get herself in position to score or set her teammates up to score is unmatched. She's a very good outside shooter which makes her extremely dangerous on the offensive end. What I like most about her is her leadership qualities and the leadership abilities she has exhibited in high school. That will benefit our team greatly. She is everything you would want in a point guard."



UK HOOPS
KENTUCKY
OUTLOOK
WILDCATS
STAFF
REVIEW
RECORDS
HISTORY
MEDIA

BERNISHA PINKETT

5-7 • FR.-RS • GUARD
WASHINGTON, D.C./HOWARD D. WOODSON HS

Date and Place of Birth: Oct. 13, 1991/Washington D.C.
Parent(s): Quanisha Pinkett and Beren Vest
Sibling(s): Delonte Pinkett 17, Shay'Quan Pinkett 15
Major: Kinesiology
High School and Coach: H.D Woodson HS HS/Frank Oliver
Shooting Hand: Right

CAT SCRATCHES

Where in the world would you travel if you could?
"Tokyo, Japan."

Team member most likely to be a head coach one day? "Amber or Crystal."

List three words to describe the 2010-11 UK Hoops team... "Hardwork, Family, Determined."

What song gets you pumped up for a game? "Not Afraid," by Eminem."

If you could make up a name for a play for Coach Mitchell to run this season, what would you call it?
"One deuce."

Besides playing basketball, I'm also good at?
"Dancing."

What is your worst fear? "Cats and the dark."

Favorite all-time movie? "Finding Nemo."



General

An outstanding offensive player with an impressive combination of athleticism and skill ... Has great ball-handling ability and a deep shooting range ... Chose UK over N.C. State ... Majoring in kinesiology.

2009-10 (Freshman)

Originally signed with the Wildcats in April of 2009 but deferred her enrollment to the spring semester, which began in January ... Practiced with the team but did not see action.

High School

Four-year starter for Coach Frank Oliver at Howard D. Woodson High School in Washington, D.C. ... Averaged a team-high 24.1 points per game in helping the Warriors to a 22-6 overall record during her senior season ... Named Most Valuable Player of the D.C.

Interscholastic Athletic Association (2009) ... First-team All-Beltway selection (2009) ... Scored 1,643 points during her prep career ... Boasted career-highs of 45 and 42 points twice during her senior year ... Instrumental in helping H.D. Woodson win back-to-back City Titles.

The Cats' Cause

Volunteered to pack food for God's Pantry Backpack program

Mitchell Says...

"We are excited that Bernisha will finally be able to show her talents on the court this season. She has made great strides academically and athletically during her one semester at Kentucky. She is an outstanding offensive player with an impressive combination of athleticism and skill. She has great ball-handling ability and a deep shooting range and I think our fans will really enjoy watching her play."



UK HOOPS KENTUCKY OUTLOOK WILDCATS STAFF REVIEW RECORDS HISTORY MEDIA

WILDCAT FAMILY

WILDCATS
STAFF
REVIEW
RECORDS
HISTORY
MEDIA
OUTLOOK
KENTUCKY
UK HOOPS





67296
GOACHING STAFF
67296



MATTHEW MITCHELL

HEAD COACH • 4TH SEASON AT KENTUCKY

UK HOOPS

KENTUCKY

OUTLOOK

WILDCATS

STAFF

REVIEW

RECORDS

HISTORY

MEDIA

MITCHELL'S ACCOMPLISHMENTS

- 2010 SEC Coach of the Year (AP and Coaches)
- 2010 Russell Athletic/WBCA Region 3 Coach of the Year
- Undefeated home record at 17-0 (09-10)
- School-record 28 overall wins (09-10)
- School-record 11 SEC wins (09-10)
- Led UK to its first NCAA **ELITE EIGHT** appearance since 1982
- Three-straight postseason tournaments
- **SEVEN** All-Conference Performers, including UK's first SEC Player of the Year
- **THREE** All-SEC Freshman Honorees, including UK's first SEC Freshman of the Year
- Defeated **NINE** nationally-ranked teams
- Defeated all **11** SEC teams at least once
- **SIX** SEC Academic Honor Roll members, including the SEC Scholar-Athlete of the Year in 2008
- **ONE** All-American in Victoria Dunlap, including just the second State Farm/WBCA All-America honor in school history
- **ONE** Academic All-American in Chelsea Chowning
- **TWO** top four finishes in the SEC (07-08, 09-10)
- SEC Tournament Semifinals (07-08)
- SEC Tournament Finals (2009-10)

Kentucky head coach Matthew Mitchell's teams are known for using three "winning tools" for success: honesty, hard work and discipline. So it's no surprise that in just three seasons, he has used these winning tools to build a program that has quickly ascended back into the national spotlight.

In the Mitchell era, the Wildcats have advanced to three consecutive postseason tournaments, including an NCAA Elite Eight appearance last season, defeated nine nationally-ranked opponents, finished in the top 10 of the ESPN/USA Today Coaches Poll, had seven players receive All-SEC accolades, including UK's first SEC Player and Freshman of the Year, had six SEC Academic Honor Roll members, one

SEC Scholar Athlete of the Year, one State Farm/WBCA All-American and all eight players in their final season of eligibility received their degree.

Year Three proved to be the best year yet as Mitchell was named SEC Coach of the Year for his remarkable job in turning around a team that went 16-16 overall, 5-9 in conference play a year prior to an impressive 28-8 overall record in 2009-10. The Cats' 28 overall wins, including 11 SEC wins, were school records. UK finished second in the league despite being picked to finish 11th in the preseason polls.

Mitchell became Kentucky's head coach on April 23, 2007, when he was hired by Athletics Director Mitch Barnhart. A whirlwind salesman, Mitchell presented a vision of UK Hoops as a powerhouse program...and a warm and loving family. His pitch has resonated with recruits and their families as he has signed a top-10 recruiting class nationally for next season. UK's roster will boast five highly touted freshmen, including the Wildcats' first high school McDonald's All-American in Jennifer O'Neill.

In his first season with the Wildcats, Mitchell led UK to a school-record fourth consecutive postseason tournament. The Wildcats posted a 17-16 overall record and finished fourth in the Southeastern Conference with an 8-6 mark, just one win shy of the school record. The eight league wins were the most conference wins by a first-year head coach in UK Hoops history. Mitchell also became the first head coach in UK Hoops history to lead their team to the semifinals of the SEC Tournament in his/her debut season. The Wildcats earned a first-round bye and upset No. 23/21 Georgia in the quarterfinals (57-50) before falling to the NCAA Final Four® participant LSU in the semis. UK went on to defeat Middle Tennessee and James Madison in the postseason WNIT before falling to eventual champion Marquette in the quarterfinals, 69-64.

Despite another tough schedule and injuries to key players throughout the season, the Wildcats again advanced to postseason play with a second-round finish in the WNIT in his second season. It marked their school-record fifth consecutive postseason tournament appearance. Mitchell became the first head coach since Terry Hall in the 1980-81 and 1981-82 seasons to advance to postseason play in the first two seasons as head coach.

The Cats finished 16-16 overall, 5-9 in the SEC and defeated No. 13/19 Tennessee 66-56, their first win over the Lady Vols in Memorial Coliseum in 23 years. Mitchell also captured his 30th win at UK on Feb. 5, 2009, vs. South Carolina. He did it in only 56 games, becoming the second-fastest coach to reach 30 wins

behind Terry Hall who earned it in only 38 games during her first two seasons in 1980 and 1981.

Mitchell came to Kentucky in the spring of 2007 when Mickie DeMoss resigned as head coach after four seasons. So when Athletics Director Mitch Barnhart went about the daunting task of finding a coach whose skills, personality and charisma could build on the success and excitement that DeMoss had brought to the program, he immediately thought of Mitchell, who had played a key role in UK Hoops landing four brilliant prep performers in the fall of 2004 – a class ranked No. 6 by the All-Star Girls Report.

In his first season as an assistant coach under DeMoss at UK, Mitchell helped lure former Wildcats Chanté Bowman, Samantha Mahoney and Eleia Roddy away from Big Ten powers Michigan State and Ohio State while convincing 6-6 center Sarah Elliott, a Kentucky high school legend, to stay at home.





Year	School	Position	Overall Record (Winning %)	League Record	Postseason Results
09-10	Kentucky	Head Coach	28-8 (77.7)	11-5 (68.7)	SEC Tournament Finals/NCAA Elite Eight
08-09	Kentucky	Head Coach	16-16 (50.0)	5-9 (35.7)	WNIT Second Round
07-08	Kentucky	Head Coach	17-16 (51.5)	8-6 (57.1)	SEC Tournament Semifinals/WNIT Quarterfinals
06-07	Morehead State	Head Coach	14-16 (46.6)	13-7 (65.0)	Third-place OVC finish
05-06	Morehead State	Head Coach	16-13 (55.1)	10-10 (50.0)	OVC Tournament Semifinals
Career Totals (5 years):			91-69 (56.8)	47-60 (43.9)	
Kentucky (3 years):			61-40 (60.4)	24-20 (54.5)	
Morehead State (2 years):			30-29 (50.8)	23-40 (57.5)	

Mitchell then became a key factor in the development and improvement of UK's young post players. Elliott ranked in the top 10 in two Southeastern Conference statistical categories and was named to the 2004-05 SEC All-Freshman team. Forward Jennifer Humphrey – then a sophomore – also flourished under Mitchell's direction, leading the team in rebounding and ranking 15th in that category in the SEC in 2004-2005. She finished her college career as UK's second all-time leading rebounder.

When DeMoss resigned and buzz around the Bluegrass quickly shifted to her replacement, Barnhart needed to look no further than 60 miles East on Interstate 64, where Mitchell already had established himself as an up-and-coming head coach at in-state OVC school Morehead State.

When Barnhart interviewed Mitchell, he was the head coach at Morehead State and fresh off two exciting campaigns in which he had revived a declining Lady Eagles women's basketball program with a 30-29 record (.508) – the third-highest coach's winning percentage in school history. The Lady Eagles were coming off a 5-22 record a year prior to Mitchell's arrival and earned a 16-13 overall mark and 11-9 league record in his first season. The Lady Eagles also reached the semifinals of the Ohio Valley Conference Tournament.

In his second season, Mitchell guided Morehead to a third-place finish in the league with a school-record 13 conference wins. During the season, the Lady Eagles strung together a nine-game winning streak, the program's longest in 20 seasons.

Mitchell's two-year MSU conference record of 24-16 (.600) marks the second-highest OVC winning percentage in school history. He was only the third coach in the program's history to post an overall winning record during his tenure.

Barnhart also was impressed with Mitchell's coaching pedigree. He had served as an assistant coach and recruiter at Florida under Carol Ross beginning in 2000. He helped the Gators compile a 51-36 record, and during his first two seasons the Gators recorded a 19-9 league record en route to two NCAA Tournament (2001 and 2002) appearances. With Mitchell's help, the Gators had a program-tying 24 wins and tied the school record with 11 SEC wins in 2001. He stayed at Florida to serve under then-new UF Coach Carolyn Peck during the 2002-03 season. As the primary recruiter at UF, Mitchell brought in the nation's ninth-ranked recruiting class in 2002 and the No. 2-ranked class by All-Star Girls Report in 2003.

Personal

Full Name: Matthew Lamont Mitchell

Birthday: Dec. 16, 1970

Parents: John D. and Carol Mitchell

Siblings: Three brothers - David, Mark, Stephen; (two nieces, and five nephews)

The Louisville, Miss., native began his collegiate coaching career as a graduate assistant at Tennessee under Hall of Fame Coach Pat Summitt during the Lady Vols' run to the Final Four in 2000. UT advanced to the national championship game before losing to top-ranked Connecticut. The Lady Vols finished No. 2 in the national polls with a 33-4 overall record and a 13-1 mark in the SEC.

Prior to his stint at Tennessee, Mitchell spent one year in Yazoo City, Miss., as a coach and teacher at Manchester Academy. He taught American history and served as both the boys' and girls' head basketball coach.

A 1995 graduate of Mississippi State, Mitchell's first head-

Spouse: Wife, Jenna Ramsey Mitchell

Children: Daughter, Lacy Mitchell

Hometown: Louisville, Miss.

High School: Winston Academy, '89

College: Mississippi State, '95

Degree: Bachelor's degree in marketing

coaching experience came in 1996 at Central Holmes Academy High School in Lexington, Miss. Mitchell performed multiple duties at the school, including head coach of both basketball teams as well as the track and golf teams. He also served as the defensive coordinator for the football team.

Mitchell, 39, is married to Jenna Ramsey Mitchell of Amelia Island, Fla., and has a daughter, Lacy Mitchell, of Madison, Miss. The couple are very active in community service as Jenna serves on the board of the Children's Advocacy Center and Matthew volunteers his time for several area charities and organizations. Matthew also is an honorary Rotarian in the Lexington chapter.





GETTING TO KNOW MATTHEW MITCHELL

When did you know you wanted to be a coach?

"I was in the 10th grade. I loved athletics and played everything. But in 10th grade I realized that I was not going to play in the NBA and was not going to make a living playing basketball. I knew then that coaching would be the way to go."

In one sentence, what is your coaching philosophy?

"To instill honesty, hard work and discipline in our team on and off the court."


Who are your coaching influences or mentors?

"My dad, John Mitchell, has been my greatest coaching influence. He taught me the winning tools of honesty, hard work and discipline. He always challenged us to be honest. His work ethic is phenomenal and he's always had a lot of discipline in his life. Mickie DeMoss and Carol Ross have had the biggest impact on my development as a college coach. Farrell Rigby, my high school coach, also was a big influence on

me because he was the first person to give me an opportunity to coach."

What is your favorite professional sports team?

"The Cincinnati Reds. I fell in love with the Big Red Machine back when I was about five or six years old. I wore Johnny Bench's number back when I was a catcher. I just always loved the Reds. I can't believe that I ended up living in a place that is so close to them."



Is it true that you were the lead singer in a band called "Coach Mitchell and the B Team?" "Yes. It's true. It all came about when I was joking with a friend of

mine about what a good singer I was and I asked him when he was going to let me sing with his band. Their singer couldn't make it for a rehearsal one weekend and he called me. The rest is history. We were local celebrities in Louisville, Miss., from 1995-99."

How would you describe your parents?

"My mom and dad are people of great integrity and great character. They've been married 47 years and have lived their lives in a manner which has given our family respect in our community. They worked with the Cub Scouts for eight years and impacted countless boys' lives in that process. My mother taught school and they've been very active in our church. They're just really solid, hard-working people that have always cared about their community."

What is one thing most people don't know about you? "I'm an Eagle Scout. My whole family was involved with the Scouts and all of my brothers are Eagles as well."



MITCHELL VS. ALL OPPONENTS

	UK	Overall
Alabama	3-0	3-0
Alabama A&M	1-0	1-0
Arkansas	4-0	4-0
Auburn	3-2	3-2
Austin Peay		4-1
Binghamton		1-0
Boston	1-0	1-0
Butler	1-0	1-0
Centenary		1-0
Cincinnati	2-0	2-0
College of Charleston		1-0
East Tennessee State	0-1	0-1
Eastern Illinois		3-1
Eastern Kentucky		3-1
Eastern Michigan		0-1
Evansville		0-1
Florida	2-1	2-2
Florida Atlantic	1-0	1-0
Florida A&M	1-0	1-0
Furman	1-0	1-0
Georgia	3-3	3-3
George Washington	1-1	1-1
Grambling State		1-0
IUPUI	1-0	1-1
Jacksonville State		3-1
James Madison	1-0	1-0
Kentucky Christian		1-0
Liberty	1-0	1-0
Lipscomb	1-0	1-0
Long Island	1-0	1-0
LSU	1-5	1-5
Louisville	1-2	1-2
Marshall		0-2
Marquette	0-1	0-1
McNeese State	1-0	1-0
Miami Ohio	2-0	2-0
Michigan	0-2	0-2
Michigan State	1-0	1-0
Middle Tennessee	1-1	1-1
Minnesota	0-1	0-1
Mississippi State	3-1	3-2
Mississippi Valley State	1-0	1-0
Morehead State	1-0	1-0
Murray State		1-3
Nebraska	1-0	1-0
North Carolina A&T	1-0	1-0
Oklahoma	0-1	0-1
Ole Miss	2-1	2-1
Old Dominion	0-1	0-1
Pikeville College		1-0
Samford		1-3
South Alabama	1-0	1-0
South Carolina	4-2	4-2
South Carolina-Upstate	1-0	1-0
Southeast Missouri		1-3
Tennessee	1-5	1-5
Tennessee-Chattanooga	2-0	2-0
Tennessee-Martin	1-0	4-2
Tennessee State		4-0
Tennessee Tech		1-4
Texas	0-1	0-1
UC Santa Barbara	2-0	2-0
Vanderbilt	1-3	1-3
Virginia Tech		0-1
Western Kentucky	0-2	0-3
William & Mary	1-0	1-0
Wisconsin	0-1	0-1
Wofford	1-0	1-0
Xavier	0-2	0-3
Yale	1-0	1-0
Total	.61-40	91-69



Morehead State • 2005-06

Record: 16-13 (10-10 OVC)

Nov. 19	Pikeville College	101-53	Won	(H)
Nov. 21	College of Charleston	66-50	Won	(H)
Nov. 28	Kentucky Christian	103-46	Won	(H)
Nov. 30	Marshall	53-66	Lost	(H)
Dec. 3	Binghamton	66-61	Won	(H)
*Dec. 8	Austin Peay	81-75	Won	(A)
*Dec. 10	Murray State &	74-85	Lost	(A)
Dec. 19	Mississippi State 1	65-78	Lost	(A)
Dec. 20	Centenary 1	67-51	Won	(N)
*Jan. 2	Tennessee State	64-50	Won	(A)
*Jan. 7	Tennessee Tech	66-79	Lost	(A)
*Jan. 9	Eastern Illinois	56-55	Won	(H)
*Jan. 12	Eastern Kentucky	62-58	Won	(H)
*Jan. 14	Tennessee-Martin	58-48	Won	(A)
*Jan. 19	Samford	49-51	Lost	(H)
*Jan. 21	Jacksonville State	62-71	Lost	(H)
*Jan. 26	Southeast Missouri	50-62	Lost	(A)
*Jan. 28	Eastern Illinois	68-69 (OT)	Lost	(A)
*Jan. 30	Tennessee Tech	59-60	Lost	(H)
*Feb. 6	Eastern Kentucky	60-67	Lost	(A)
*Feb. 9	Southeast Missouri	43-58	Lost	(H)
*Feb. 11	Murray State	71-69	Won	(H)
*Feb. 13	Tennessee-Martin	62-52	Won	(H)
*Feb. 16	Samford	57-60	Lost	(A)
*Feb. 18	Jacksonville State	82-75	Won	(A)
*Feb. 23	Tennessee State	70-58	Won	(H)
*Feb. 25	Austin Peay	63-52	Won	(H)
Feb. 28	Austin Peay 2	81-78 (OT)	Won	(A)
March 3	Tennessee-Tech 2	66-80	Lost	(N)

* OVC game

1 - Mississippi State Classic

2 - OVC Tournament game

& Game later forfeited to Morehead State

Morehead State • 2006-07 Record:

14-16 (13-7 OVC)

Nov. 11	Evansville	67-85	Lost	(A)
Nov. 17	Grambling State 1	75-52	Won	(N)
Nov. 18	Eastern Michigan	66-90	Lost	(A)
Nov. 21	Marshall	62-65	Lost	(A)
Nov. 25	IUPUI	61-68	Lost	(H)
Nov. 27	Florida	54-86	Lost	(A)
Nov. 29	Western Kentucky	52-71	Lost	(H)
Dec. 2	Xavier	55-72	Lost	(A)
*Dec. 7	Austin Peay	66-61	Won	(H)
*Dec. 9	Murray State	54-76	Lost	(H)
*Dec. 18	Tennessee-Martin	57-73	Lost	(A)
*Dec. 20	Eastern Illinois	88-76	Won	(A)
*Jan. 2	Tennessee State	68-55	Won	(H)
*Jan. 6	Tennessee Tech	57-54	Won	(H)
*Jan. 11	Eastern Ky.	91-88 (2OT)	Won	(A)
*Jan. 13	Tennessee-Martin	67-47	Won	(H)
*Jan. 18	Samford	60-57	Won	(A)
*Jan. 20	Jacksonville State	77-74	Won	(A)
*Jan. 24	Southeast Missouri	68-58	Won	(H)
*Jan. 27	Eastern Illinois	71-59	Won	(H)
*Jan. 29	Tennessee Tech	51-59	Lost	(A)
*Feb. 1	Eastern Kentucky	82-72	Won	(H)
Feb. 3	Virginia Tech	64-77	Lost	(A)
*Feb. 8	Southeast Missouri	70-84	Lost	(A)
*Feb. 10	Murray State	57-71	Lost	(A)
*Feb. 15	Samford	48-58	Lost	(H)
*Feb. 17	Jacksonville State	83-57	Won	(H)

*Feb. 22	Tennessee State	77-65	Won	(A)
*Feb. 24	Austin Peay	66-74	Lost	(A)
Feb. 27	Tennessee-Martin	57-61	Lost	(H)

* OVC game 1 - EMU Eagle Classic

Kentucky • 2007-08

Record: 17-16 (8-6 SEC)

Nov. 10	South Carolina Upstate	74-59	Won	(H)
Nov. 14	#14/13 George Wash.	65-75	Lost	(A)
Nov. 18	Florida Atlantic	61-53	Won	(H)
Nov. 23	vs. Minnesota 1	80-92	Lost	(N)
Nov. 24	vs. No. 21/22 Texas 1	62-70	Lost	(N)
Nov. 25	vs. Lipscomb 1	76-55	Won	(N)
Nov. 30	WKU !	74-78 (OT)	Lost	(H)
Dec. 4	William & Mary	75-44	Won	(H)
Dec. 8	Michigan	59-63	Lost	(A)
Dec. 20	Louisville !	65-80	Lost	(H)
Dec. 28	#23 Old Dominion	62-71	Lost	(H)
Dec. 30	South Alabama	66-56	Won	(A)
Jan. 1	Xavier	46-51	Lost	(H)
Jan. 7	Wofford	67-57	Won	(H)
Jan. 10	* Florida	60-58	Won	(H)
Jan. 13	* Mississippi State	64-60	Won	(A)
Jan. 17	* #2 Tennessee	40-65	Lost	(H)
Jan. 20	* #20/18 Auburn	62-55	Won	(H)
Jan. 24	* South Carolina	66-62	Won	(A)
Jan. 27	* #9 LSU !	46-72	Lost	(H)
Jan. 31	* #17/14 Georgia	47-44	Won	(A)
Feb. 3	* #2 Tennessee	51-79	Lost	(A)
Feb. 7	* Ole Miss !	59-54	Won	(H)
Feb. 14	* #25 Vanderbilt	66-49	Lost	(A)
Feb. 17	* Alabama	64-44	Won	(H)
Feb. 21	* #6 LSU	48-52	Lost	(A)
Feb. 24	* Arkansas	59-56	Won	(A)
March 2	* South Carolina !	57-65	Lost	(H)
March 7	No. 23/21 Georgia 2	57-50	Won	(N)
March 8	No. 7/6 LSU 2	49-66	Lost	(N)
March 21	Middle Tennessee 3	68-66 (OT)	Won	(H)
March 26	James Madison 3	84-75	Won	(H)
March 30	Marquette 3	64-69	Lost	(H)

* SEC game ! - Rupp Arena

1 - Rainbow Wahine Classic - Honolulu, Hawaii (Stan Sheriff Center)

2 - SEC Tournament - Nashville, Tenn. (Gaylord Entertainment Center)

3 - WNIT Lexington, Ky. (Memorial Coliseum)

Kentucky • 2008-09

Record: 16-16 (5-9 SEC)

Nov. 15	Michigan	60-70	Lost	(H)
Nov. 17	Cincinnati	58-55	Won	(H)
Nov. 23	George Washington	67-48	Won	(H)
Nov. 28	Yale 1	87-82	Won	(N)
Nov. 29	Long Island 1	46-43	Won	(A)
Dec. 2	#23/25 Xavier	44-67	Lost	(A)
Dec. 4	Western Kentucky	57-66	Lost	(A)
Dec. 6	Furman	74-35	Won	(H)
Dec. 12	East Tennessee State	50-59	Lost	(H)
Dec. 14	#12/13 Louisville	59-75	Lost	(A)
Dec. 19	Alabama A&M	65-45	Won	(H)
Dec. 21	UC-Santa Barbara	69-58	Won	(H)
Dec. 30	IUPUI	82-60	Won	(H)
Jan. 1	North Carolina A&T	72-63	Won	(H)
Jan. 3	Miami (OH)	80-55	Won	(A)
Jan. 8	* Tennessee	64-69	Lost	(A)

Jan. 11	* Arkansas	72-63	Won	(H)
Jan. 15	* Alabama	67-57	Won	(A)
Jan. 18	* Mississippi State	45-52	Lost	(H)
Jan. 25	* LSU	56-59	Lost	(H)
Jan. 29	* #12/16 Florida	59-74	Lost	(A)
Feb. 1	* Ole Miss	60-69	Lost	(A)
Feb. 5	* South Carolina	61-47	Won	(H)
Feb. 8	* #20/22 Vanderbilt	62-72	Lost	(H)
Feb. 12	* #5/4 Auburn	69-81	Lost	(A)
Feb. 19	* #13/19 Tennessee	66-56	Won	(H)
Feb. 22	* LSU	56-57	Lost	(A)
Feb. 26	* Georgia	57-61	Lost	(H)
March 1	* South Carolina	70-53	Won	(A)
March 5	Georgia 2	64-82	Lost	(N)
March 19	Chattanooga 3	81-76 (OT)	Won	(H)
March 22	Wisconsin 3	45-49	Lost	(A)

1 - Courtyard LaGuardia Turkey Classic - Brooklyn, N.Y. (Wellness, Recreation and Athletic Center)

2 - SEC Tournament - North Little Rock, Ark. (Alltel Arena)

3 - WNIT Tournament (Campus Sites)

* SEC game

Kentucky • 2009-10

Record: 28-8 (11-5 SEC)

Nov. 13	Boston	92-58	Won	(H)
Nov. 15	Butler	87-66	Won	(H)
Nov. 17	Morehead State	72-55	Won	(A)
Nov. 22	Chattanooga	65-55	Won	(H)
Nov. 25	UC-Santa Barbara	68-54	Won	(A)
Nov. 28	McNeese State	85-50	Won	(H)
Dec. 01	Miami (OH)	107-53	Won	(H)
Dec. 04	Cincinnati	68-57	Won	(A)
Dec. 13	Florida A&M	91-39	Won	(H)
Dec. 20	Louisville	101-67	Won	(H)
Dec. 22	UT-Martin	87-47	Won	(H)
Dec. 28	Middle Tennessee	51-57	Lost	(A)
Jan. 1	Mississippi Valley State	93-48	Won	(H)
Jan. 7	#8/8 Georgia	60-61 (OT)	Lost	(A)
Jan. 10	#17/16 Vanderbilt	63-53	Won	(H)
Jan. 14	South Carolina	71-79	Lost	(A)
Jan. 17	Alabama	88-63	Won	(H)
Jan. 21	Arkansas	69-52	Won	(H)
Jan. 24	Auburn	68-50	Won	(H)
Jan. 28	#18/19 LSU	71-62	Won	(A)
Jan. 31	Mississippi State	69-59	Won	(A)
Feb. 4	Ole Miss	80-66	Won	(H)
Feb. 7	Arkansas	71-57	Won	(A)
Feb. 11	#19/18 Georgia	64-48	Won	(H)
Feb. 14	#RV/No. 22 Vanderbilt	55-68	Lost	(A)
Feb. 18	Florida	77-51	Won	(H)
Feb. 21	South Carolina	71-50	Won	(H)
Feb. 25	#4/4 Tennessee	65-81	Lost	(A)
Feb. 28	Auburn	53-65	Lost	(A)
March 5	Auburn 1	65-54	Won	(N)
March 6	Mississippi State 1	76-65	Won	(N)
March 7	#4/4 Tennessee 1	62-70	Lost	(N)
March 20	Liberty 2	83-77	Won	(N)
March 22	#24/25 Michigan State 2	70-52	Won	(N)
March 28	#4/4 Nebraska 2	76-67	Won	(N)
March 30	#12/12 Oklahoma 2	68-88	Lost	(N)

1 - SEC Tournament, Duluth Ga.

(The Arena at Gwinnett Center)

2 - NCAA 1st & 2nd Rounds, Louisville, Ky. (Freedom Hall)

3 - NCAA Regionals, Kansas City, Mo. (Sprint Center)

* SEC game

UK HOOPS KENTUCKY OUTLOOK WILDCATS STAFF REVIEW RECORDS HISTORY MEDIA



KYRA ELZY

ASSOCIATE HEAD COACH/RECRUITING COORDINATOR ELZY ENTERS HER THIRD SEASON ON THE SIDELINES AT KENTUCKY

UK HOOPS

KENTUCKY

OUTLOOK

WILDCATS

STAFF

REVIEW

RECORDS

HISTORY

MEDIA

Coaching Career

2010-Present: Associate Head Coach, Kentucky
2008-2010: Assistant Coach, Kentucky
2004-08: Assistant Coach, Kansas
2002-04: Assistant Coach, Western Kentucky
2001-02: Administrative Assistant, Virginia Tech

Playing Career at Tennessee

Four-year letter winner who played in 126 games ... Member of two national championship teams (1997 and 1998) and a national runner-up squad (2000) ... Holly Warlick Defensive Player of the Year (1997) ... Unsung Hero Award (1998) ... Just the fifth freshman in UT history to start her first game when she started at guard in the 1996-97 season opener against Austin Peay ... First Lady Vol to earn a master's degree while still playing ... Named to the 2000 and 2001 SEC All-Academic teams ... Three-time Lady Vol Academic Achiever, a distinction given to student-athletes who maintain a 3.0 grade point average for the year ... Earned Tennessee's Dean's List honors each semester while in graduate school ... Member of the 1997 USA Junior World Championship team that went 6-1 and won a gold medal in Brazil.

Personal

Full Name: Kyra ShaNae Elzy
Birthday: August 17, 1978
Hometown: LaGrange, Ky.
High School: Oldham County High School
College: Tennessee, '01
Degrees: Bachelor's degree in psychology - Master's degree in cultural studies in education with an emphasis in sports psychology

GETTING TO KNOW COACH ELZY

- Started playing basketball in fifth grade
- Daughter of Sheryl Elzy Spencer
- **Coaching mentors:** "Pat Summitt, Holly Warlick, Mickie DeMoss."
- **Favorite professional sports team:** "Los Angeles Lakers."
- **Hobbies:** "Shopping, reading, listening to music and going to the movies."
- **One thing most people don't know about me:** "I like to write poetry."
- **Other high school sports played:** "Track & field. I won the state 400-meter title as a junior and we won the state in cross country as a team."
- **One person I'd like to meet:** "Oprah."
- **Favorite thing about coaching:** "It's very rewarding to be able to influence and have an impact on young women in a crucial stage of their life and of course, winning!"

Kyra Elzy is in her third season at Kentucky, her first as associate head coach. She was promoted to her current position in August of 2010. Elzy also serves as the recruiting coordinator and is responsible for coaching the guards with Matt Insell.

Elzy, considered one of the top recruiters in the nation, has helped Kentucky bring in a top-10 recruiting class two straight seasons, including snagging the Cats' first high school McDonald's All-American in Jennifer O'Neill.

Last year, Elzy was instrumental in helping UK chart a program-best 28 victories, including a school-record 11 wins in the SEC. Despite being picked to finish 11th in the preseason SEC polls, UK ended its record-breaking season second in the league and tied for ninth in the final ESPN/USA Today Coaches Poll. Kentucky was a force to be reckoned with all year as it marched all the way to the NCAA Elite Eight, upsetting top-seeded and fourth-ranked Nebraska along the way. The Cats fell just one win shy of their first Final Four appearance after falling to Oklahoma in the regional finals.

Under Elzy's tutelage, highly touted guard A'dia Mathies received UK's first SEC Freshman of the Year honor and was named UK's first freshman All-American since Valerie Still in 1980. Mathies was also named to the SEC All-Tournament team along with teammate Victoria Dunlap.

In her first season back in her home state, Elzy helped the Wildcats advance to their school-record fifth consecutive post-season tournament with a second-round finish in the Women's National Invitation Tournament.

Prior to Kentucky, Elzy spent four years as an assistant coach at Kansas. As the recruiting coordinator, she helped the Jayhawks land its first top 20 signing class in 2007 under head coach Bonnie Henrickson. She also helped KU earn two post-season bids in her four seasons. In 2006-07, KU finished 17-16 overall and advanced to the third round of the WNIT while guard Danielle McCray was named Big 12 honorable mention.

Elzy also coached at Western Kentucky for two seasons under head coach Mary Taylor Cowles. She coordinated the

"Kyra Elzy is a consummate professional. She is an incredibly hard worker who cares greatly about Kentucky women's basketball. She shows that by how she organizes recruiting, connects with players and the way she goes out and represents our program. I don't have enough positive superlatives to describe her. In my mind, she is the best in the business. I am thrilled everyday to be able to work with her. She pushes me to be a better coach and I'm so grateful for her contributions."

— Head Coach Matthew Mitchell





Coach Elzy on Kentucky:

“It’s so awesome to be a part of the excitement and tradition that the Kentucky name represents across the country. I’m a Kentucky girl and I love the green grass, the southern hospitality and the horses. It’s a beautiful place. I also love working with Coach Mitchell and this staff. He displays a contagious energy, passion and heart on and off the court. He never lacks enthusiasm.”



recruiting efforts for the Lady Toppers and also worked with the guards and handled individual workouts. The Lady Toppers posted 20+ wins both of her seasons at WKU and in 2002-03 WKU won the Sun Belt Conference championship and advanced to the NCAA Tournament. Elzy helped coach Sun Belt Player of the Year Shala Reese and Newcomer of the Year Tiffany Porter-Talbert. In 2003-04, WKU was the Sun Belt runner-up and advanced to the quarterfinals of the WNIT.

Before coaching, Elzy spent one year as an administrative assistant under Henrickson at Virginia Tech. She was responsible for team travel, scheduling community service events, and working with the women’s basketball summer camps.

As a student-athlete, Elzy tutored under the nation’s all-time winningest coach in Hall of Famer Pat Summitt at Tennessee. The four-year letter winner, who actually spent five seasons in a Lady Vol uniform after missing the 1998-99 season with an injury, was a member of two national championship teams (1997 and 1998) and a national runner-up squad (2000). During her time in Knoxville, she played in 126 games and earned the Holly Warlick Defensive Player of the Year award in 1997 and the Unsung Hero Award in 1998.

Elzy became just the fifth freshman in Tennessee history to start her first game as a Lady Vol when she started at guard in the 1996-97 season opener against Austin Peay. She also earned another distinction during her playing career, becoming the first Tennessee player to earn her master’s degree while still playing.

Also excelling in the classroom, Elzy was named to the 2000 and 2001 SEC All-Academic teams. She was a three-time Lady Vol Academic Achiever, a distinction given to student-athletes who maintain a 3.0 grade point average for the year and earned Tennessee’s Dean’s List honors each semester while in graduate school.

The 31-year-old is a 1996 graduate of Oldham County High School where she guided the Lady Colonels to four district championships, two regional titles and a state semifinals appearance during her prep career. Her outstanding prep career earned her induction into the Kentucky Lions Club Hall of Fame in 2009.

Elzy holds a bachelor’s degree in psychology and a master’s in cultural studies in education with an emphasis in sports psychology from Tennessee.





MATT INSELL

ASSISTANT COACH INSELL ENTERS HIS THIRD SEASON AT KENTUCKY

UK HOOPS
KENTUCKY
OUTLOOK
WILDCATS
STAFF

Matt Insell is in his third season as an assistant coach at Kentucky. Along with recruiting duties, Insell also will be responsible for the guards with Coach Kyra Elzy.

In his role as an assistant coach, Insell has been instrumental in recruiting and player development. Last season, he helped guide UK to program-best 28-8 record, including a school-record 11-5 mark in the Southeastern Conference. Despite low expectations from outside observers, Kentucky went from being picked to finish 11th in the SEC to an NCAA

Elite Eight team. The Cats defeated five nationally-ranked opponents, including a historic win over LSU in Baton Rouge and an exciting upset over top-seeded and fourth-ranked Nebraska in the Sweet 16.

With Insell's help, Louisville native A'dia Mathies received UK's first SEC Freshman of the Year honor and was named the Cats' first freshman All-American since Valerie Still in 1980. Mathies also was named to the SEC All-Tournament team along with teammate Victoria Dunlap, marking UK's first honorees to that team since 1992.

Another banner recruiting year had Insell's fingerprints all over it. The Wildcats signed the nation's fifth-ranked class according to *Blue Star Basketball*. Five highly-touted prep players will suit up for the Wildcats this season, including UK's first McDonald's All-American in Jennifer O'Neill.

In 2008-09, Insell helped the Wildcats defeat nationally-ranked Tennessee in Memorial Coliseum for the first time in 23 years and advance to their school-record fifth consecutive postseason tournament with an appearance in the WNIT. He also helped sign one of the nation's top recruit-

Coaching Career

2008-Current: Assistant Coach, Kentucky
2007-08: Director of Basketball Operations, La. Tech
2001-07: Head coach, AAU Tennessee Flight

Personal

Full Name: Matthew Ollen Insell
Birthday: Sept. 22, 1982
Hometown: Shelbyville, Tenn.
High School: Shelbyville Central HS
College: Middle Tennessee, '07
Degrees: Bachelor's degree in political science

GETTING TO KNOW COACH INSELL

- Played high school basketball at Shelbyville Central
- Son of Rick and Deb Insell
- Father is the head women's basketball coach at Middle Tennessee State
- Has two brothers, Tom (32) and Kyle (30) and one niece, Carter Cameron Insell (3 months)
- Ran an AAU basketball team with brother Tom for 10 years
- **Hobbies:** "Golf, watching TV and horse racing."
- **Coaching influences:** "Buzz Peterson, Rick Insell and Pat Summitt."
- **Favorite professional sports teams:** "Los Angeles Lakers, Tennessee Titans and Atlanta Braves."
- **Favorite professional athlete:** "Michael Jordan."
- **Favorite thing about coaching:** "My favorite part is helping young women grow as individuals and basketball players on and off the floor."
- **The coolest thing about UK is:** "Everyone wears Blue and bleeds Blue!"
- **The most famous person you've ever met is?** "Michael Jordan."
- **List three words to describe the 2010-11 UK Hoops** "Eager, Aggressive and Driven."
- **Craziest thing you did this summer?** "I sang on a country music stage in Nashville."

"Matt is a very well-rounded coach and we are very fortunate to have him at Kentucky. Matt is invested in this program and you can tell that by the time and the care in which he does his job. He is a dynamic recruiter and he has done an excellent job of getting us involved with some outstanding players. He has been around basketball his whole life and his insight on how to handle players and the feedback and input he gives me is invaluable. He continues to get better and his future in this game is extremely bright." — Head Coach Matthew Mitchell





On Kentucky:

"When you think of Kentucky, you think basketball. What fans invest in this program with their passion, year-in and year-out, is priceless. One thing that sets Coach Mitchell apart from the rest is his passion to succeed at the top level and the direction in which he wants to take this program. I love Kentucky and wouldn't want to live anywhere else. Everyone has been great, everyone is friendly and it's a great atmosphere."



ing classes, including Mathies who was Kentucky Miss Basketball and UK's first high school All-American in five years.

Prior to Kentucky, Insell was the Director of Basketball Operations at Louisiana Tech under Coach Chris Long. Before that, he was considered one of the top AAU coaches in the country, coaching the Tennessee Flight, a Nike Elite Travel Program, for three years.

Insell made a national name for himself after coaching 41 of his former AAU players to play Division I basketball, including current Wildcats Victoria Dunlap and Crystal Riley. He also coached the Shelbyville Sports Shop 15 -Under team to the AAU National Championship title in 2004.

Insell, 28, earned valuable basketball experience while attending the University of Tennessee from 2001-2005. He worked closely with both the men's and women's basketball programs, serving as a student assistant/video coordinator under former men's head coach Buzz Peterson and as an instructor at Pat Summitt's summer basketball camps. The Shelbyville, Tenn., native transferred to Middle Tennessee State during the 2005-06 season where his father, Rick Insell, is the head women's basketball coach. He went on to earn his bachelor's degree in political science from MTSU in 2007.



UK HOOPS KENTUCKY OUTLOOK WILDCATS STAFF REVIEW RECORDS HISTORY MEDIA



SHALON PILLOW

ASSISTANT COACH PILLOW ENTERS HER SECOND SEASON AT KENTUCKY

Shalon Pillow enters her second season as an assistant coach at Kentucky. Along with recruiting and scouting duties,

Coaching Career

2009-Current: Assistant Coach, Kentucky
2008-09: Assistant Coach, Hofstra
2006-08: Assistant Coach, South Florida
2005-06: Director of Basketball Operations, South Florida

Playing Career at Tennessee

Four-year letterwinner ... Played in 108 career games ... Helped the Lady Vols advance to four NCAA Tournaments, including two Final Fours and one NCAA runner-up (2000) ... Two-time SEC Champion ... Helped Lady Vols record a remarkable 124-5 record and a 53-3 slate in the SEC during her career.

Personal

Full Name: Shalon Pillow
Birthday: Sept. 7, 1980
Hometown: Addyston, Ohio
High School: Taylor High School
College: Tennessee, '02
Degree: Bachelor's degree in general psychology

GETTING TO KNOW COACH PILLOW

- Started playing basketball in 3rd grade with the boys team
- Daughter of Dan and Ann Pillow
- Has one sister, Monique, and a brother, LaMar
- All-state in volleyball and participated in the state track meet for high jump and shot put
- High school football homecoming queen as a senior
- Voted Most Likely to Succeed and Most Athletic as a high school senior
- **Favorite professional athlete:** "My cousin Brian Grant, former NBA star for the Miami Heat and Portland Trailblazers."
- **Favorite music artist:** "Bob Marley."
- **Favorite thing about coaching:** "Relationships built with players."
- **If I weren't coaching basketball I would:** "Own a community center."
- **Favorite thing about Kentucky basketball:** "The fans."
- **Most famous person you've ever met?** "LL Cool J."
- **List three words to describe the 2010-11 UK Hoops team ...** "Fast, Furious, Fearless."
- **Person that has most influenced you in life, why?** "My parents because they are honest and hard-working people who taught me the importance of having good character and to treat people the way you want to be treated."

Pillow is responsible for the post players.

In her first season in the Bluegrass, Pillow's tireless and consistent work ethic blended in perfectly with the UK Hoops staff. She coached and mentored the Wildcat post players, which included forward Victoria Dunlap, UK's first SEC Player of the Year and first State Farm/WBCA All-American since 1983. With Pillow's help, the Wildcats also enjoyed a record-breaking season that included a program-best 28 wins, a second-place finish in the Southeastern Conference and an appearance in the NCAA Elite Eight.

The Addyston, Ohio, native came to Kentucky after one season as an assistant coach at Hofstra University in Long Island, N.Y., and three seasons at the University of South Florida in Tampa, Fla.

At Hofstra, Pillow coached the post players and helped the Pride compile a 16-14 record, which ranked as one of the top turnarounds in women's college basketball. Hofstra's 11-game improvement from the 2007-08 season ranked fourth-best nationally.

Two of her post players received all-conference honors as Joelle Connelly was named the 2009 Colonial Athletic Association Rookie of the Year and Jess Fuller, who ranked seventh nationally in blocks and was named to the CAA All-Defensive Team.

At USF, Pillow was the director of basketball operations for one season before being promoted to assistant coach during the 2006-07 and 2007-08 seasons. She was responsible for scouting opponents and individual player development, and also assisted in the evaluation of potential student-athletes. She was also in charge of the team's academic program and helped organize coaches' clinics.

Prior to her coaching stints at Hofstra and USF, Pillow was Camp Director and Event Operator for the Ohio Girls Basketball Report (OGBR), where she was responsible for directing the largest 8-10th grade summer camp in the Midwest. She also directed the Top 64 Showcase, and handled pre- and post-camp evaluations. In addition to her position with the OGBR, Pillow served as a guest services represen-

"Shalon was an incredible addition to our staff. The contribution she made to our program during her first year was noticeable in so many areas. First and foremost she cares about the well-being of our players. She is totally committed to helping them progress as people, students and as players. Her recruiting ability has convinced me that she understands not only the talent level a player should possess, but the character a player must possess to play at Kentucky. That is invaluable to me as a head coach. I am extremely fortunate to have someone as talented as Shalon on our staff at Kentucky." — Head Coach Matthew Mitchell





On Kentucky:

“Kentucky is a great place. The support we have from the administration and all around campus is unbelievable and the atmosphere our fans create is heads and tails above the rest. I love working with Coach Matthew Mitchell and this staff. We fit together extremely well and it’s a real family atmosphere. Coach Mitchell is a man of great character and he practices what he preaches. There’s no place I’d rather be.”



tative at the Argosy Hotel in Lawrenceburg, Ind., from 2003-05, where she assisted in the facility’s marketing and promotions.

Pillow, a 6-3 center, was a four-year letterwinner (1998-2002) at Tennessee under legendary coach Pat Summitt. She played in 108 career games and helped the Lady Vols advance to four National Collegiate Athletic Association (NCAA) Tournaments, including two Final Four appearances. In her collegiate career, the Lady Vols recorded a remarkable 124-5 record and a 53-3 slate in the SEC.

She graduated from UT in 2002 with a bachelor’s degree in general psychology and a minor in communications.

Following graduation, Pillow played for the Tennessee

Fury of the National Women’s Basketball League during its inaugural season and appeared in 20 games. She also served as an assistant coach with the varsity team at Taylor High School in North Bend, Ohio, from 2003-04 and worked the Lady Vol’s summer camps from 1998-2001.

The 30-year-old was a highly decorated player coming out of Taylor High School, earning Nike and *Parade Magazine* All-America honors after averaging 22.4 points, 11.2 rebounds, 4.1 blocks and 3.0 steals per game as a senior. She also was tabbed by the *USA Today* as one of the top 20 scholastic players in America and was a finalist for the Naismith High School Player of the Year Award.



UK HOOPS KENTUCKY OUTLOOK WILDCATS STAFF REVIEW RECORDS HISTORY MEDIA



PAM STACKHOUSE

STACKHOUSE ENTERS HER EIGHTH SEASON AT KENTUCKY, HER FOURTH AS ASSISTANT ATHLETICS DIRECTOR FOR WOMEN'S BASKETBALL

Pam Stackhouse is in her eighth season at Kentucky, her fourth as Assistant Athletics Director for Women's Basketball.

Coaching Career

2007-Current: Assistant AD/Women's Basketball
2003-2007: Assistant Coach, Kentucky
1996-2003: Assistant Coach, Purdue
1995-1996: Assistant Coach, La. Tech

Personal

Full Name: Pamela Sue Stackhouse
Birthday: Aug. 28, 1961
Hometown: Jennings, La.
High School: Jennings HS
College: Louisiana Tech, '91
Degree: Bachelor's degree in health and physical education; master's degree in counseling

Coached Four All-Americans

Vickie Johnson (2x) – Louisiana Tech
Debra Williams – Louisiana Tech
Stephanie White – Purdue
Katie Douglas (2x) – Purdue

15 Players in the WNBA

Camille Cooper – Los Angeles, New York
Katie Douglas – Orlando, Connecticut, Indiana
Ukari Figgs – Los Angeles, Portland, Houston
Vickie Johnson – New York
Kelly Komara – Indiana
Monica Maxwell – Indiana
Mary Jo Noon – Los Angeles
Jannon Roland – Orlando
Racquel Spurlock – Houston
Erika Valek – Phoenix
Stephanie White – Indiana
Debra Williams – Portland
Amanda Wilson – Phoenix
Shereka Wright – Phoenix
Corissa Yasen – Sacramento

On Kentucky:

"I feel like we have made tremendous progress over the past three seasons. There is an excitement around this program like I've never seen before but we aren't satisfied. Our goals remain the same. We will continue to work toward winning the coveted prize of an SEC and NCAA championship trophy."

Her primary responsibilities include team travel, scheduling, supervising all non-coaching personnel, management of the budget, facility coordinator, overseeing the student managers, supervising the team's NIKE account and special event management.

"I love working for Matthew Mitchell," Stackhouse said. "I believe in the vision he has for this program and I'm excited to come to work everyday. I love the staff he has put together and we are working extremely hard to put Kentucky women's basketball where it should be – and that's on top."

In four seasons as an assistant coach, Stackhouse helped Kentucky advance to three consecutive postseason tournaments, including its first NCAA bid in seven years in 2005-06. The Wildcats also charted back-to-back 20-win seasons for the first time since 1989-90 and 1990-91 when they finished 22-9 in 2005-06 and 20-14 in 2006-07.

Stackhouse helped coach UK's talented backcourt, including All-SEC selections Samantha Mahoney and Carly Ormerod. Mahoney was named second-team All-SEC two straight seasons after being an All-SEC Freshman Team selection in 2004-05. Ormerod also received All-SEC nods both seasons under Stackhouse's tutelage.

In 12 years as an assistant coach, Stackhouse compiled a remarkable 312-113 record (73.4).

Stackhouse came to Kentucky in 2003 after seven seasons at Purdue, helping the Boilermakers win a national championship in 1999, a runner-up finish in 2001, four Big Ten regular-season championships and four Big Ten Tournament titles.

Stackhouse went to Purdue in 1996 under then-head coach Nell Fortner and quickly experienced success. The Boilermakers won the Big Ten title that season and finished 17-11 overall.

A year later, Carolyn Peck took over Purdue and with Stackhouse's help the Boilermakers collected the most coveted hardware in the game, the 1999 NCAA Championship trophy.

Stackhouse was a staff member during Purdue's 2001 NCAA runner-up finish, its four Big Ten regular-season

championships (1997, 1999, 2001 and 2002), and its four Big Ten Tournament championships titles (1998, 1999, 2000 and 2003). In 2002-03, the Boilermakers were only one game away from advancing to the Final Four, falling to eventual national champion Connecticut in the regional finals.

Stackhouse began her collegiate coaching experience in 1995 at her alma mater Louisiana Tech under legendary coach Leon Barmore. She helped lead the tradition-rich Lady Techsters to a 31-2 record and an appearance in the NCAA Elite Eight. She also worked four years in the department's academic advising center.

The 49-year-old is a native of Jennings, La., and is a 1991 graduate of Louisiana Tech. She received a bachelor of science degree in health and physical education before earning her master's degree in counseling in 1993.

Stackhouse enjoys playing golf, reading, running, water sports and spending time with her friends and her Yorkshire Terrier, Zach.



"Stack is unquestionably the best person for me in that role that I could have ever imagined hiring. Not a day passes without me being grateful and thinking how fortunate I am to be working with her. She is phenomenal at what she does, and I can lean on her experience and wisdom in so many areas of the program. She is truly invaluable to me." — Head Coach Matthew Mitchell

UK HOOPS

KENTUCKY

OUTLOOK

WILDCATS

STAFF

REVIEW

RECORDS

HISTORY

MEDIA

BASKETBALL SUPPORT STAFF



Stephanie Campbell

Administrative Support Associate

Stephanie Campbell enters her second year with the UK Athletics Association as the administrative support associate for women's basketball.

Campbell is responsible for the day-to-day schedules of the coaches, and their charitable activities and public appearances. She also coordinates all preseason and postseason events and banquets for coaches, players, alumni, boosters and fans. Campbell is the liaison to the Victory Club, the official boosters for UK Hoops. She also is responsible for managing the camp databases and registration paperwork as well as acting as camp dorm counselor, staying overnight with the campers.

Campbell came to UK in February 2009 after serving as the Assistant Ticket Manager at the University of Florida for five years.

Prior to Florida, Campbell worked as Director of Special Projects for the University Club of Kentucky, selling club memberships and golf outings.

Originally from Somerset, Ky., Campbell graduated with a bachelor's degree in sports administration from the University of Louisville in 2000.

When not in the office, Campbell enjoys reading, watching and attending athletic events, spending time with friends and working with children.



Karen Hewitt

Video Coordinator

Karen Hewitt begins her first season on the UK Hoops staff as the video coordinator.

A Cincinnati native, Hewitt came to Kentucky after serving as the assistant head coach at Ohio University. Hewitt's impact on Ohio was felt almost immediately in her first year as three of Ohio's guards enjoyed banner years under her watch. Under Hewitt, Lauren Hmiel was named to the All-MAC Second team and averaged 15.3 ppg., while Jennifer Bushby led the MAC in assists with 159 (5.3 avg.) and picked up All-MAC third team honors.

Before her stint at Ohio Hewitt was the associate head coach at Mount Notre Dame High School. In 2008, Hewitt helped lead Mount Notre Dame to its third straight state championship. Prior to that, Hewitt was an assistant coach at her alma mater St. Francis University (Pa.) for three years. She played there from 2000-04.

As a coach at St. Francis, Hewitt acted as the recruiting coordinator, community liaison, and camp coordinator, in addition to fundraising and coaching duties. As a player, Hewitt helped lead the Red Flash to three Northeast Conference Tournament Titles. She also earned regional academic All-American status and was awarded a NCAA Postgraduate Scholarship as a senior. She holds program records for assists in a game (16), season (202), and career (574). She was a two-time recipient of the Arthur Ashe Jr. Sports Scholar Award. She received Saint Francis' Miss Frankie Award, which is presented annually to the University's top senior female student and was also the recipient of the J. Irving Whalley Sportsmanship Award, which goes to the senior stu-

dent-athlete who best demonstrates sportsmanship while serving as a role model for fellow student-athletes.



Courtney Jones

Senior Athletic Trainer

Courtney Jones enters her second season at Kentucky as the women's basketball athletic trainer. Her secondary responsibilities are women's golf, rifle and volleyball. She also oversees all women's health issues and protocols for all sports.

Jones came to UK from Northwestern University where she served as the primary athletic trainer for the women's basketball and cross country teams for five years. She also worked with the softball team from 2004-07.

The Crown Point, Ind., native currently has seven years of athletic training experience under her belt since earning her master's degree in kinesiology from Kentucky in 2003. Jones began her career as a graduate assistant athletic trainer for UK, caring for the men's and women's swimming and diving teams in 2001. She also served as a G.A. during the summer football camps.

Before taking the position at Northwestern, Jones went to Barton College for a year in August 2003 where her primary responsibilities were tending to the volleyball and softball teams. She also was an assistant professor, teaching athletic training taping practicum, first aid, CPR and athletic injuries and kinesiology.

Jones attended undergrad at Purdue University and completed a bachelor's degree in athletic training in 2001.

Jones is a certified member of the National Athletic Trainers Association (NATA) and a certified strength and condition specialist.

She and her husband, Todd, reside in Lexington with their two-year-old son, Connor.



Susan Lax

Associate Media Relations Director

Susan Lax is in her 14th season with the University of Kentucky, her 10th as Associate Media Relations Director. In addition to coordinating all publicity efforts for the women's basketball team, she assists with public relations duties for the Wildcat football team.

Lax was promoted to associate director after serving as the department's assistant director for four years. The Murray, Ky., native joined the UK staff in 1997 after spending two years as the assistant media relations director at Murray State while attending graduate school. Several of Lax's publications have won awards from the College Sports Information Directors of America (CoSIDA), including Best in the Nation for the 2008-09 and 2009-10 women's basketball media guides.

Lax graduated from Freed-Hardeman University in Henderson, Tenn., where she was a three-year letterwinner for the Lady Lions tennis team. She graduated in 1995 with a bachelor's degree in communications with an emphasis in public relations.

She is a member of CoSIDA, FWA (Football Writers Association) and USBWA (United States Basketball Writers Association).



Jamie Moberly

Event Coordinator

Jamie Moberly begins his 19th year with the UK Athletics Association. He serves as the facilities and operations coordinator for women's basketball and is responsible for all game-day setup for Memorial Coliseum. He also is the facility manager for the volleyball and softball programs and manages other special events in the Coliseum, as well as UK's many other athletics facilities.

Moberly, a native of Lexington, received his bachelor's degree from Kentucky in 1991 and earned a master's degree in sport management from UK in 1994.

Moberly and his wife, Esther, have an eight-year-old son, Ethan.



Jon Ross

Academic Counselor

Jon Ross is in his sixth year as the academic counselor for the UK Hoops team. Ross, who also serves as a football counselor, is a 2002 graduate of the University of Kentucky. He received his master's degree from UK in 2005.

With Ross's help, two members of UK's women's basketball team graduated last season, Lydia Watkins and Amani Franklin. Two Wildcats also received academic accolades as Carly Morrow and Keyla Snowden each were named Academic All-SEC.

Ross, a native of Maysville, Ky., advises student-athletes to ensure academic eligibility. He monitors the performance of the student-athletes and communicates academic information with the head coaches.

Prior to his work as academic counselor, Ross spent a year as the Academic Graduate Assistant working with the men's basketball, baseball, women's golf and rifle programs.

Ross is a member of the N4A-the National Association of Academic Advisors.

He and his wife, Sarah, reside in Lexington and are the parents of four boys, Jackson, Brady, Carter and Maddox.



Kevin Saal

Assistant Athletics Director - Event Operations and Championships

Kevin Saal is in his fourth year with the Kentucky staff, joining the Wildcats in February of 2007. Day-to-day, Saal coordinates all event management, game operations and the hosting of SEC/NCAA Championships on the University of Kentucky campus.

During his stint at Kentucky, he has successfully managed SEC Championship events in women's tennis, men's and women's cross country, and track and field. Additionally, Saal has held operational responsibilities for NCAA Championships in volleyball and gymnastics and NIT championships in men's and women's basketball.

Saal came to UK after a successful two-year stint at the University of Missouri-Kansas City as Director of Operations, overseeing event management, facilities and the Athletic Ticket Office.

From 2001-2005, Saal served in event management at



UK HOOPS
KENTUCKY
OUTLOOK
WILDCATS
STAFF
REVIEW
RECORDS
HISTORY
MEDIA

Kansas State University in Manhattan, Kan. In this role, he coordinated the day-to-day operations of athletics facilities and events management for all athletics and non-athletics events. While at Kansas State, Saal held operational responsibilities for the 2001, 2002 and 2003 NCAA Volleyball First and Second Rounds, 2003 NCAA Men's Central Regional Golf Championship and the 2002 and 2003 NCAA Women's Basketball Championship First and Second Rounds. He also administered numerous Big 12 Championships to include serving as meet director/tournament manager for the 2002 Women's Golf, 2004 Cross Country and 2005 Outdoor Track & Field Championships. In addition, Saal assisted in planning and on-site management of all travel logistics for the Kansas State football program.

Saal graduated from the University of Kansas with a master of science in education and sports administration in 2000. After a successful one-year stint with the University of Arkansas swimming and diving program, he received his undergraduate degree from Texas Christian University in 1999 where he was a three-year letter winner and NCAA participant on the Horned Frog swimming and diving squad. Saal and his wife, Jennifer, have two children, Jacob (10) and Alex (8).



Stephanie Tracey-Simmons,
Head Strength and Conditioning Coach, Olympic Sports

Stephanie Tracey-Simmons is in her ninth year at Kentucky as the Head Strength and Conditioning Coach for the Olympic sports. She is in her fourth year working with the women's basketball program.

She also works directly with men's and women's swimming, volleyball and softball. The other sports that are covered by her staff are men's and women's soccer, diving, men's and women's tennis, track and field, and cheerleading.

Prior to Kentucky, Tracey-Simmons spent four years at UCLA where she coached three national championship

teams as well as 10 Olympians. With the Bruins, she also was a guest speaker and presenter on behalf of the United States women's water polo team on the subject of strength training water polo athletes. Before leaving UCLA, she served as the associate head strength coach responsible for training women's volleyball, women's soccer, men's and women's water polo, women's swimming, women's basketball, and softball.

A native of Huntsville, Ohio, Tracey-Simmons began her career in strength and conditioning as a graduate assistant at Ohio University where she earned a bachelor of science degree in journalism as well as a master's degree in physical education. She was also a four-year letter winner on the OU volleyball team where she played the opposite hitter position from 1993-1996.

She is a Certified Strength and Conditioning Specialist (CSCS) and is Strength & Conditioning Coach Certified (SCCC). She and husband, Matt Simmons, reside in Lexington with their daughter, Piper Rose.



Nathan Schwake
Assistant Director of Marketing

Nathan Schwake is in his fourth year as the Assistant Director of Marketing and fifth overall in the Marketing and Promotions department at UK.

Schwake is responsible for the marketing and promotion efforts for women's basketball and baseball, as well as assisting with the planning and execution of game-day marketing at all home football and men's basketball games. During his time at UK, he has worked with a variety of other programs including men's and women's soccer, gymnastics, and softball.

Since arriving in Lexington, Schwake has helped transform his assigned sports into national leaders in attendance. Last year, the UK women's basketball program finished the season ranked No. 21 nationally in attendance, and fourth in the Southeastern Conference. In addition to creating ticket campaigns, Schwake oversees many aspects of the game-

day experience for fans, special events both in-season and during the off-season, and assists with the team's community outreach.

During his time with the men's soccer team, UK set attendance records both for a single game (3,327) and season average (1,002 in 2005). Additionally, the 2007 Kentucky baseball team saw a record for season tickets sold while setting single game, series and season attendance marks.

Schwake graduated from Iowa State University in December 2003 with a degree in marketing.



Lillian Stewart
Administrative Support Associate/Recruiting Secretary

Lillian "Nikki" Stewart begins her first season at Kentucky as the staff support associate and recruiting secretary.

A native of Atlanta, Ga., Stewart graduated magna cum laude from the University of Tennessee with a B.A. in Political Science. She went on to attain her law degree from Vanderbilt Law School.

Stewart's current duties include preparing correspondence, maintaining the recruiting database and filing system with strict adherence to the University, Southeastern Conference and NCAA rules and regulations. She will also provide camp and clinic administration.

Prior to Kentucky, Stewart was an associate attorney with Hall, Booth, Smith and Slover in Atlanta, Ga.



Donovan Rodgers
Manager



Brian Sensibaugh
Manager



Phillip Smith
Manager



David Stefanopoulos
Manager



Kim Irwin
**Ticket Office Accountant/
WBB Contact**



Erin Menard
**Graduate Assistant
Marketing**

THE STATS CREW



Back Row (L-R): Donnie Hart (public address announcer), Mike Zuckerman (in-game stats), Mike "Bear" Rogers (hustle board), Ken Bourne (official scorer), Lee Ann Clark (in-game stats director), C.J. O'Banion (in-game stats). Front Row (L-R): Christopher Montgomery (back-up stats), Jim Ingle (back-up shot chart), Sharon McCauley (scoreboard), Susan Montgomery (back-up stats), Don DeLuca (shot cart).

BRITTANY



A'DIA



2009-10 REVIEW



WILDCATS CONCLUDE SEASON OF "FIRSTS" IN NCAA ELITE EIGHT

UK HOOPS

KENTUCKY

OUTLOOK

WILDCATS

STAFF

REVIEW

RECORDS

HISTORY

MEDIA

"This team worked so hard, day after day after day," Mitchell said. "People thought they were going to be a bad team. The players didn't listen."

— Head Coach Matthew Mitchell

"Here we go!" That was the slogan for the 2009-10 Kentucky Hoops team. Perhaps few could have predicted, however, just how far the Wildcats – projected to finish 11th in the Southeastern Conference in the preseason - would go.

Few could have imagined, for example, that head coach Matthew Mitchell's third UK team would finish 28-8, compiling the most wins in school history. Presumably, even fewer could have predicted UK to march to the Kansas City Regional finals, just one win – a mere 40 minutes – shy of the program's first Final Four.

The doubts and the low expectations from outside observers and the bitter surprise of UK's opponents were a lethal combination of motivation. The players and coaches used it as jet fuel. They flew from the start of the season and their feet never landed. From 11th in the SEC to the final eight teams in America, the Cats soared like never before.

"This team worked so hard, day after day after day," Mitchell said. "People thought they were going to be a bad team. The players didn't listen."

Mitchell started by signing one of the nation's top recruiting classes. The additions of former Miss Kentucky Basketball stars A'dia Mathies and Rebecca Gray supplied an instant injection of talent. Sharpshooter Keyla Snowden added a long-range dimension, and Brittany Henderson and Anna Cole provided much-needed frontline depth.

A renewed commitment by the returning players also played a huge role in the amazing turnaround. Veterans like Victoria Dunlap, Amber Smith and Lydia Watkins always possessed the talent to succeed in the SEC, but to ensure they

understood the privilege of playing at UK, Mitchell required each player to bounce around a blue and white basketball wherever they went.

With a roster filled with speed and athleticism, Mitchell adopted an up-tempo, in-your-face style of play that blitzed opponents. One by one the powerhouses fell. The first were significant victories over nationally ranked opponents Louisville and Vanderbilt, followed by a historic win at LSU. Milestones came in bunches, and by the end, UK had marched to the SEC Tournament finals for only the second time in school history and topped No. 1 seed Nebraska in the NCAA Tournament.

UK's Cinderella run came short of the grand ball, but it certainly wasn't without a myriad of program firsts. Among them were the program's first SEC Player of the Year (Dunlap), first Associated Press All-American (Dunlap), first SEC Freshman of the Year (Mathies) and first SEC Coach of the Year (Mitchell) since 2006.

The biggest accomplishment of them all, however, was 28 wins, many against top-tier opponents. It was the type of season that builds programs.

"The important thing is to not take this team for granted," Mitchell said. "One thing that I've been able to learn that's been very valuable is that tradition is important and tradition is great, but really the focus needs to be every year is a new year. Every year is a new team."

The magical season eventually ended, but the program is just getting started. Here we go indeed.



Victoria Dunlap was named UK's first SEC Player of the Year and just the second State Farm/WBCA All-American in school history.

2009-10 HIGHLIGHTS

SEASON OF FIRSTS

The 2009-10 edition of UK Hoops accomplished a number of things for the first time in the program's history. En route to a 28-8 record the Wildcats shattered numerous barriers along their path. The list of "firsts" and season accomplishments in 2009-10 included:

- First team to win 28 or more games
- First 20-win season since 2006-07
- First team to win over nine SEC games
- First SEC Player of the Year in Victoria Dunlap
- First SEC Freshman of the Year in A'dia Mathies
- First SEC Coach of the Year since 2006
- First player named first-team All-SEC (Victoria Dunlap) since Stacey Reed in 1994
- First All-SEC freshman team member (A'dia Mathies) since 2008
- First team to advance to the SEC Tournament finals

Overall Record: 28-8 • **SEC Record:** 11-5 (2nd)

School-Record Sixth Consecutive Postseason Appearance - NCAA Regional Finals

Home: 17-0 • **Away:** 6-6 • **Neutral:** 5-2 • **Overtime:** 0-1





BY THE BIG BLUE NUMBERS

6,424	Average attendance in SEC play for 2009-10
5,624	Average attendance in 2009-10
5,022	School-record number of season tickets sold
1,284	Career points for Victoria Dunlap
603	Number of wins in UK Hoops history
223	Consecutive games UK has hit a three-pointer
22	Consecutive games with a steal for A'dia Mathies
22	Career double-doubles for Victoria Dunlap
18	Consecutive home wins for the Cats
6	Consecutive years UK has participated in postseason play

2009-10 HONOR ROLL

Victoria Dunlap

- State Farm/WBCA Coaches' All-American
- USBWA All-American
- AP All-American (third team)
- Full Court Press All-American (second team)
- NetScouts Basketball All-American (second team)
- WBCA All-Region 3
- SEC Player of the Year (*AP and Coaches)
- All-SEC first team (*AP and Coaches)
- SEC All-Defensive team (Coaches)
- SEC All-Tournament Team
- Kansas City Regional All-Tournament team

A'dia Mathies

- Full Court Press Freshman All-American (second team)
- Gballmag.com Young All-American team
- SEC Freshman of the Year (Coaches)
- All-SEC second team (Coaches)
- All-SEC Freshman team (Unanimous choice)
- All-SEC Tournament Team
- SEC Freshman of the Week (11/30-12/6)
- SEC Freshman of the Week (2/1)
- SEC Freshman of the Week (2/22)

Carly Morrow

- SEC Good Works Team
- UK's Frank G. Ham Society of Character

Matthew Mitchell

- SEC Coach of the Year (AP and coaches)
- Russell Athletic/WBCA Region 3 Coach of the Year



- since 1982
- First No. 2 seed in the SEC Tournament since 1983
- First team to advance to the NCAA Elite Eight since 1982
- First team to chart eight consecutive wins over SEC opponents
- First team to begin the season at 11-0
- First team to win 11 consecutive games during the season since 1983
- First team to sell over 5,000 season tickets (5,022) and set a new school record with 95,615 fans in 17 home games
- First team since 1980-81 to go undefeated at home (17-0)
- First team in school history to win 17 or more home games
- First team to rank in the top 25 national polls since 06-07
- First team to defeat Vanderbilt in 10 years
- First team to defeat Georgia in Memorial Coliseum in 11 years
- First team to defeat LSU in Baton Rouge since 1995, snapping a 16-game losing streak to the Lady Tigers
- First team to score over 100 points since 2005 when it defeated Miami (Ohio), 107-53
- Dunlap became the first Wildcat to score 33 points or more in a game since Bebe Croley posted 40 against Morehead State on Dec. 20, 1987

- Dunlap became the first Wildcat to score over 1,000 career points since Sarah Elliott and Samantha Mahoney accomplished that feat during the 2007-08 season

FROM 16-16 TO ELITE EIGHT

At season's end Kentucky was undoubtedly one of the nation's most improved teams. UK finished the 2008-09 campaign with a 16-16 record and one year later was 28-8 overall, having recorded the most wins in school history (28). That equals a +10.0 improvement. Not even the skeptics saw this



2010-11 Kentucky Women's Basketball

UK HOOPS KENTUCKY OUTLOOK WILDCATS STAFF

REVIEW RECORDS HISTORY MEDIA



UK HOOPS

KENTUCKY

OUTLOOK

WILDCATS

STAFF

REVIEW

RECORDS

HISTORY

MEDIA



Kentucky owns the nation's 10th-longest home-winning streak with 18 consecutive wins in Memorial Coliseum. The Cats went unblemished at home last season with a 17-0 record.

coming as the Cats were picked to finish 11th in both the media and coaches preseason polls.

** To determine games improved, add the difference in victories between the two seasons to the difference in losses, then divide by two.*

MATHIES HAS CAREER DAY IN NCAA TOURNAMENT DEBUT

Freshman A'dia Mathies returned to her hometown of Louisville, Ky., and didn't disappoint in front of hundreds of UK fans, friends and family. The SEC Freshman of the Year scored a career-high 32 points, to go with four rebounds and four steals in her first NCAA Tournament game. She made 9-of-15 from the field and 12-of-17 from the line.

It marked the most points by any SEC player in the NCAA Tournament and the most in a UK NCAA tournament game since Lea Wise netted 30 vs. Illinois on March 14, 1982. Her 32 points were the most points by a Wildcat this season since Victoria Dunlap netted 33 points against Butler on Nov. 15, 2009. She also became just the 11th Wildcat in school history to score 32 points or more. Mathies came within six points of matching Valerie Still for the school record for points by a freshman with 38.

POINTS IN A SINGLE GAME BY A UK FRESHMAN

1. 38 Valerie Still vs. Indiana, 12-15-79
2. 37 Valerie Still vs. Auburn, 2-10-80
3. 32 Valerie Still vs. Rutgers, 1-12-80
- 32 A'dia Mathies vs. Liberty, 3-20-10

KENTUCKY FINISHES SECOND IN THE SOUTHEASTERN CONFERENCE

Kentucky finished in second place in the Southeastern Conference regular-season standings and earned the No. 2 seed into the conference tournament. The No. 2 seed was UK's highest since the SEC moved to its current 12-team format in 1992 and since the 1982-83 squad finished second in

the East when the SEC had a 10-team, divisional format. The second-place finish in the tournament was UK's highest since winning the SEC Tournament in 1982.

CATS SWEEP SEC POSTSEASON HONORS BY LEAGUE COACHES

Kentucky was awarded the three major postseason honors chosen by SEC coaches as junior forward Victoria Dunlap was named Southeastern Conference Player of the Year, freshman guard A'dia Mathies was named Freshman of the Year and head coach Matthew Mitchell was named Coach of the Year.

It marked just the second time in SEC history that one team won all three of the top honors. Tennessee's Pat Summitt, Chamique Holdsclaw and Tamika Catchings also accomplished the feat in 1998 on the way to its sixth NCAA Championship title.

CATS RECEIVE MORE SEC HONORS

Matthew Mitchell was named the SEC Coach of the Year by The Associated Press and was named the Russell Athletic/WBCA Region 3 Coach of the Year. Junior forward Victoria Dunlap was a unanimous selection for the AP SEC Player of the Year and first team.

UK OWNS MOST WINS IN SCHOOL HISTORY

Kentucky's 76-67 win over Nebraska extended the school-record win total to 28. The previous record was 25 during the 1980-81 season. Overall, UK has totaled 10 20-win seasons in its 36 years of varsity status. This was UK's first 20-win season since 2006-07.

CATS OWN SCHOOL-RECORD SEC MARK, TOO

Kentucky put another exclamation point on its record-breaking season as it won a school-best 11 Southeastern Conference games in 2009-10. The previous record was nine SEC wins during the 2005-06 season.

CATS RANK IN TOP 20 OF FINAL POLLS

Kentucky finished at No. 19 in the final Associated Press poll and moved up to a tie for No. 9 in the USA Today/ESPN Coaches Top 25 poll. It was the highest ranking in the final poll since 1982 when the Cats were No. 13.

The Cats were one of four SEC teams to rank in the final AP Top 25 along with Tennessee (No. 3), LSU (No. 21) and Georgia (No. 23).

CATS SET SCHOOL RECORD FOR THREES

UK hit 187 three-pointers, breaking the single-season record for of 164 set in 1994-95.

Leading the way beyond the arc was sophomore Keyla Snowden who ranked third in the SEC, shooting 38.6 percent (51-of-132). Junior point guard Amber Smith and sophomore guard Rebecca Gray followed with 37.5 percent (15-of-40) and 34.9 percent (30-of-86), respectively. Junior guard Carly Morrow nailed 33 three-pointers, second-best on the team. All 10 active players hit at least one trey. Kentucky netted a season-high 12 three-pointers vs. Miami (Ohio) on Dec. 1, marking the most three-point field goals since hitting 12 vs. Stetson on Nov. 22, 2005.

UK SETS SINGLE-SEASON STEALS/TURNOVERS MARK

Kentucky charted an impressive 418 steals in 2009-10, snapping the school's single-season record of 382 set in the 1990-91 season. UK, which led the SEC and ranked 14th nationally in steals per game (11.6), swiped double-digit steals 27 times during the season, including the last



SEC Freshman of the Year A'dia Mathies set a new UK freshman steals record with 93 steals. She ranked in the top 10 of nine other freshman categories.



Kentucky's stifling full-court and trapping defense forced a school-record 823 turnovers last season. The previous high was 790 set in 1989-90.

nine in a row.

UK also forced a school-record 823 turnovers. The previous mark was 790 set in 1989-90.

DEFENSE CREATES OFFENSE

Kentucky's stellar defensive play created scoring opportunities, and lots of them.

UK, which forced a league-high 22.9 turnovers per game, averaged 24.2 points off those miscues compared to the opponents' 12.0 per game.

The Cats forced 20-plus turnovers in 26 of 36 games, including 10 of the last 13.

UK was 25-7 overall when forcing more turnovers than the opponent. The Cats were an impressive 13-0 when forcing 25-plus miscues.

DUNLAP JOINS UK'S 1,000-POINT CLUB

Junior All-SEC forward Victoria Dunlap became the 27th member of UK's 1,000-point club after scoring 19 points vs. Mississippi State on Jan. 31. She became the first Wildcat to be added to the prestigious club since Samantha Mahoney and Sarah Elliott accomplished the feat in 2008.

MATHIES SETS UK FROSH STEALS RECORD

With 93 steals in her debut season, A'dia Mathies set a new freshman record at UK, besting Stacey Reed's mark of 69 steals in 1991-92. Mathies, who also ranked sixth on UK's top 10 list for steals in a single season, ranked among UK's all-time freshman leaders in nine other statistical categories.

CATS PERRRRRRECT AT HOME

UK charted an unblemished 17-0 home record, marking just the second undefeated home record in school history. The only other team to accomplish that feat was the 1980-81 squad as it went 15-0 in Memorial Coliseum.

The 17 home wins also set a new school record for the most regular-season wins in Memorial Coliseum.

With 18 consecutive victories in Memorial Coliseum, dating back to last season, the Cats own the third-longest home winning streak in school history and the nation's 10th-longest home winning streak.



Single-Season Team Records Set in 2009-10
 Wins - 28
 SEC Wins - 11
 Steals - 418 (36 games)
 Turnovers Forced - 823 (36 games)
 Three-point Field Goals Made - 187 (588 att.)
 Three-point Field Goals Attempted - 588 (187 made)
 Free-throws Attempted - 891 (631 made)
 Total Attendance - 95,615

Individual Single-Season Team Records Set in 2009-10
 Blocks - 66 by Victoria Dunlap (35 games)
 Blocks per game - 1.885 by Victoria Dunlap (66 in 35 games)
 Steals - 107 by Victoria Dunlap (35 games)
 Steals by a Freshman - 93 by A'dia Mathies (36 games)

UK'S "AMBER ALERT"

Junior point guard Amber Smith led Kentucky in assists with 161, marking the most assists in a single season since Rita Adams dished out 162 in 2001-02.

She dished out a career-high nine assists vs. Alabama and distributed at least three assists in 30 of 36 games. She dished out seven or more assists in four of the last six games.

CATS IN THE STATS

Kentucky ranked among the top 20 in five different team categories in the final NCAA statistical rankings. The Wildcats were second in the nation in turnover margin (+7.3), 12th in scoring margin (+14.4), 10th in steals per game (11.6), 19th in won-lost percentage (79.4) and 20th in scoring offense (73.9 points per game).

UK ranked in the top half of the SEC stats in 11 different categories, including leading the league in three-point field goal defense (29.2), steals (11.6) and turnover margin (+7.3).



UK HOOPS KENTUCKY OUTLOOK WILDCATS STAFF REVIEW RECORDS HISTORY MEDIA



2009-10 GAME-BY-GAME RESULTS

UK HOOPS

Record:	Overall	Home	Away	Neutral	Attendance Summary	Games	Totals	Avg/Game
All Games	28-8	17-0	6-6	5-2	Home	17	95615	5624
Conference	11-5	8-0	3-5	0-0	Away	12	43290	3608
Non-Conference	17-3	9-0	3-1	5-2	Neutral	7	34265	4895
					TOTAL	36	173170	4810

KENTUCKY

OUTLOOK

WILDCATS

STAFF

REVIEW

RECORDS

HISTORY

MEDIA

Date	Time	Opponent	Result	Score	Attendance	High Points	High Rebounds
11/13/09	11 a.m.	BOSTON UNIVERSITY	W	92-58	3934	(24)Dunlap, Victoria	(12)Dunlap, Victoria
11/15/09	1:08 p.m.	BUTLER	W	87-66	4014	(33)Dunlap, Victoria	(18)Dunlap, Victoria
11/17/09	7:07 p.m.	at Morehead State	W	72-55	2012	(18)Mathies, A'dia	(16)Dunlap, Victoria
11/22/09	6 p.m.	CHATTANOOGA	W	65-55	4301	(14)Mathies, A'dia	(6)Henderson, Brittany
11/25/09	12:00 p.m.	at UC Santa Barbara	W	68-54	1244	(17)Dunlap, Victoria	(6)Mathies, A'dia
11/28/09	1 p.m.	MCNEESE STATE	W	85-50	4140	(19)Dunlap, Victoria	(10)Franklin, Amani
12/01/09	7 p.m.	MIAMI OHIO	W	107-53	4123	(21)Dunlap, Victoria	(16)Dunlap, Victoria
12/04/09	11 a.m.	at Cincinnati	W	68-57	677	(18)Watkins, Lydia	(9)Watkins, Lydia
12/13/09	1:08 p.m.	FLORIDA A&M	W	91-39	4608	(19)Gray, Rebecca	(9)Henderson, Brittany
12/20/09	1:08 p.m.	LOUISVILLE	W	101-67	7323	(27)Dunlap, Victoria	(9)Dunlap, Victoria
12/22/09	7:05 p.m.	UT MARTIN	W	87-47	5859	(25)Snowden, Keyla	(8)Franklin, Amani
12/28/09	7 p.m.	at Middle Tennessee	L	51-57	4811	(20)Dunlap, Victoria	(16)Dunlap, Victoria
01/01/10	7 p.m.	MISSISSIPPI VALLEY STATE	W	93-48	5921	(21)Dunlap, Victoria	(7)Franklin, Amani
01/07/10	7 p.m.	*at No. 8/8 Georgia	LOT	60-61	3134	(15)Smith, Amber	(7)Dunlap, Victoria
01/10/10	1:08 p.m.	*NO. 17/16 VANDERBILT	W	63-53	5976	(20)Smith, Amber	(11)Franklin, Amani
01/14/10	7 p.m.	*at South Carolina	L	71-79	2341	(20)Mathies, A'dia	(6)Dunlap, Victoria
01/17/10	2:04 p.m.	*ALABAMA	W	88-63	6040	(15)Franklin, Amani	(10)Franklin, Amani
						(15)Watkins, Lydia	
01/21/10	7 p.m.	*ARKANSAS	W	69-52	5734	(22)Dunlap, Victoria	(12)Watkins, Lydia
01/24/10	2:04 p.m.	*AUBURN	W	68-50	6784	(11)Mathies, A'dia	(7)Dunlap, Victoria
01/28/10	7:07 p.m.	*at No. 18/19 LSU	W	71-62	3286	(24)Dunlap, Victoria	(9)Dunlap, Victoria
01/31/10	3 p.m.	*at Mississippi State	W	69-59	1385	(19)Dunlap, Victoria	(12)Dunlap, Victoria
02/04/10	7:08 p.m.	*OLE MISS	W	80-66	5957	(21)Mathies, A'dia	(7)Dunlap, Victoria
						(7)Mathies, A'dia	
02/07/10	2 p.m.	*at Arkansas	W	71-57	2470	(27)Mathies, A'dia	(11)Dunlap, Victoria
02/11/10	7:05 p.m.	*NO. 19/18 GEORGIA	W	64-48	6521	(15)Franklin, Amani	(9)Franklin, Amani
						(15)Mathies, A'dia	
02/14/10	5 p.m.	*at RV/No. 22 Vanderbilt	L	55-68	5216	(19)Dunlap, Victoria	(7)Smith, Amber
02/18/10	7 p.m.	*FLORIDA	W	77-51	6638	(21)Snowden, Keyla	(9)Watkins, Lydia
02/21/10	3:05 p.m.	*SOUTH CAROLINA	W	71-50	7742	(16)Dunlap, Victoria	(9)Dunlap, Victoria
						(9)Franklin, Amani	
02/25/10	7 p.m.	*at No. 4 Tennessee	L	65-81	12100	(22)Dunlap, Victoria	(10)Dunlap, Victoria
02/28/10	2 p.m.	*at Auburn	L	53-65	4614	(20)Mathies, A'dia	(6)Franklin, Amani
03/05/10	2:30 p.m.	1 vs Auburn	W	65-54	5012	(24)Dunlap, Victoria	(8)Watkins, Lydia
03/06/10	6 p.m.	1 vs Mississippi State	W	76-65	6148	(25)Mathies, A'dia	(9)Dunlap, Victoria
03/07/10	6 p.m.	1 vs No. 4/4 Tennessee	L	62-70	5854	(21)Dunlap, Victoria	(6)Dunlap, Victoria
03/20/10	2:38 p.m.	2 vs LIBERTY	W	83-77	3560	(32)Mathies, A'dia	(8)Dunlap, Victoria
03/22/10	7:21 p.m.	2 vs No. 24/25 Michigan State	W	70-52	3361	(21)Dunlap, Victoria	(8)Dunlap, Victoria
03/28/10	9:10 p.m.	3 vs No. 4/4 Nebraska	W	76-67	5907	(21)Mathies, A'dia	(7)Dunlap, Victoria
03/30/10	8:07 p.m.	3 vs No. 12/12 Oklahoma	L	68-88	4423	(31)Dunlap, Victoria	(13)Dunlap, Victoria

* SEC game

1 - SEC Tournament, Duluth Ga. (The Arena at Gwinnett Center)

2 - NCAA 1st & 2nd Rounds, Louisville, Ky. (Freedom Hall)

3 - NCAA Regionals, Kansas City, Mo. (Sprint Center)



2009-10 FINAL STATISTICS

Record: 28-8 Home: 17-0 Away: 6-6 Neutral: 5-2

No.	Player	GP	GS	Min	Avg	FG	FGA	Pct	3FG	FGA	Pct	FT	FTA	Pct	Off	Def	Tot	Avg	PF	FO	A	TO	Blk	Stl	Pts	Avg
34	Dunlap, Victoria	35	35	1101	31.5	228	459	.497	2	7	.286	175	254	.689	120	173	293	8.4	100	3	48	78	66	107	633	18.1
01	Mathies, A'dia	36	36	1151	32.0	178	439	.405	31	107	.290	104	149	.698	78	96	174	4.8	98	3	87	86	22	93	491	13.6
24	Smith, Amber	36	36	1045	29.0	100	249	.402	15	40	.375	115	142	.810	23	76	99	2.8	104	3	161	130	3	52	330	9.2
25	Franklin, Amani	36	36	943	26.2	95	260	.365	18	70	.257	54	69	.783	79	148	227	6.3	94	1	19	42	13	46	262	7.3
04	Snowden, Keyla	36	9	532	14.8	78	206	.379	51	132	.386	35	44	.795	4	30	34	0.9	48	0	11	32	3	17	242	6.7
12	Watkins, Lydia	32	3	537	16.8	72	141	.511	4	12	.333	60	85	.706	46	97	143	4.5	61	0	15	38	9	40	208	6.5
05	Morrow, Carly	32	25	607	19.0	59	182	.324	33	120	.275	17	23	.739	15	46	61	1.9	28	0	30	32	3	30	168	5.3
23	Gray, Rebecca	33	0	629	19.1	59	157	.376	30	86	.349	24	37	.649	10	44	54	1.6	28	1	45	56	1	21	172	5.2
03	Riley, Crystal	17	0	267	15.7	20	59	.339	2	13	.154	12	29	.414	9	10	19	1.1	22	0	23	24	4	4	54	3.2
40	Henderson, Brittany	36	0	383	10.6	32	58	.552	1	1	1.000	28	47	.596	42	65	107	3.0	65	1	1	25	17	8	93	2.6
30	Cole, Anna	9	0	30	3.3	1	6	.167	0	0	.000	7	12	.583	8	7	15	1.7	11	0	2	6	4	0	9	1.0
	Team																									
	Totals	36				922	2216	.416	187	588	.318	631	891	.708	507	861	1368	38.0	659	12	442	559	145	418	2662	73.9
	Opponents	36				775	1991	.389	138	473	.292	456	666	.685	443	902	1345	37.4	743	-	361	823	158	234	2144	59.6

Score By Periods:	1st	2nd	OT	TOTAL	Deadball Rebounds:	OFF	DEF	TOTAL
Kentucky	1248	1410	4	2662	Kentucky	131	27	158
Opponents	1053	1086	5	2144	Opponents	95	14	109

Conference Games Only

Record: 11-5 Home: 8-0 Away: 3-5 Neutral: 0-0

No.	Player	GP	GS	Min	Avg	FG	FGA	Pct	3FG	FGA	Pct	FT	FTA	Pct	Off	Def	Tot	Avg	PF	FO	A	TO	Blk	Stl	Pts	Avg
34	Dunlap, Victoria	16	16	494	30.9	85	197	.431	1	4	.250	80	118	.678	48	68	116	7.3	51	3	15	34	23	38	251	15.7
01	Mathies, A'dia	16	16	517	32.3	81	200	.405	15	51	.294	36	46	.783	33	47	80	5.0	46	2	35	37	7	35	213	13.3
24	Smith, Amber	16	16	471	29.4	46	117	.393	8	19	.421	59	68	.868	13	34	47	2.9	49	0	66	53	2	19	159	9.9
25	Franklin, Amani	16	16	463	28.9	37	108	.343	5	27	.185	38	44	.864	35	67	102	6.4	45	1	7	18	5	23	117	7.3
12	Watkins, Lydia	15	2	254	16.9	37	76	.487	2	6	.333	20	30	.667	26	42	68	4.5	25	0	4	18	3	13	96	6.4
04	Snowden, Keyla	16	2	181	11.3	29	70	.414	19	46	.413	8	11	.727	1	11	12	0.8	16	0	1	13	0	2	85	5.3
23	Gray, Rebecca	14	0	226	16.1	23	64	.359	14	39	.359	5	8	.625	3	18	21	1.5	7	0	10	20	0	9	65	4.6
03	Riley, Crystal	13	0	197	15.2	16	45	.356	2	10	.200	7	14	.500	6	7	13	1.0	19	0	19	21	4	4	41	3.2
05	Morrow, Carly	15	12	278	18.5	13	72	.181	8	50	.160	7	9	.778	9	23	32	2.1	10	0	11	19	0	9	41	2.7
40	Henderson, Brittany	16	0	142	8.9	9	21	.429	0	0	.000	8	14	.571	12	26	38	2.4	24	0	1	12	3	4	26	1.6
30	Cole, Anna	1	0	2	2.0	0	0	.000	0	0	.000	1	2	.500	1	0	1	1.0	0	0	0	0	1	0	1	1.0
	Team																									
	Totals	16				376	970	.388	74	252	.294	269	364	.739	230	372	602	37.6	292	6	169	250	48	156	1095	68.4
	Opponents	16				351	907	.387	66	200	.330	197	294	.670	213	396	609	38.1	312	-	165	329	80	106	965	60.3

Score By Periods:	1st	2nd	OT	TOTAL	Deadball Rebounds:	OFF	DEF	TOTAL
Kentucky	503	588	4	1095	Kentucky	58	15	73
Opponents	467	493	5	965	Opponents	53	5	58

Non-Conference Games Only

Record: 17-3 Home: 9-0 Away: 3-1 Neutral: 5-2

No.	Player	GP	GS	Min	Avg	FG	FGA	Pct	3FG	FGA	Pct	FT	FTA	Pct	Off	Def	Tot	Avg	PF	FO	A	TO	Blk	Stl	Pts	Avg
34	Dunlap, Victoria	19	19	607	31.9	143	262	.546	1	3	.333	95	136	.699	72	105	177	9.3	49	0	33	44	43	69	382	20.1
01	Mathies, A'dia	20	20	634	31.7	97	239	.406	16	56	.286	68	103	.660	45	49	94	4.7	52	1	52	49	15	58	278	13.9
24	Smith, Amber	20	20	574	28.7	54	132	.409	7	21	.333	56	74	.757	10	42	52	2.6	55	3	95	77	1	33	171	8.6
04	Snowden, Keyla	20	7	351	17.6	49	136	.360	32	86	.372	27	33	.818	3	19	22	1.1	32	0	10	19	3	15	157	7.9
05	Morrow, Carly	17	13	329	19.4	46	110	.418	25	70	.357	10	14	.714	6	23	29	1.7	18	0	19	13	3	21	127	7.5
25	Franklin, Amani	20	20	480	24.0	58	152	.382	13	43	.302	16	25	.640	44	81	125	6.3	49	0	12	24	8	23	145	7.3
12	Watkins, Lydia	17	1	283	16.6	35	65	.538	2	6	.333	40	55	.727	20	55	75	4.4	36	0	11	20	6	27	112	6.6
23	Gray, Rebecca	19	0	403	21.2	36	93	.387	16	47	.340	19	29	.655	7	26	33	1.7	21	1	35	36	1	12	107	5.6
40	Henderson, Brittany	20	0	241	12.1	23	37	.622	1	1	1.000	20	33	.606	30	39	69	3.5	41	1	0	13	14	4	67	3.4
03	Riley, Crystal	4	0	70	17.5	4	14	.286	0	3	.000	5	15	.333	3	3	6	1.5	3	0	4	3	0	0	13	3.3
30	Cole, Anna	8	0	28	3.5	1	6	.167	0	0	.000	6	10	.600	7	7	14	1.8	11	0	2	6	3	0	8	1.0
	Team																									
	Totals	20				546	1246	.438	113	336	.336	362	527	.687	277	489	766	38.3	367	6	273	309	97	262	1567	78.3
	Opponents	20				424	1084	.391	72	273	.264	259	372	.696	230	506	736	36.8	431	-	196	494	78	128	1179	59.0

Score By Periods:	1st	2nd	OT	TOTAL	Deadball Rebounds:	OFF	DEF	TOTAL
Kentucky	745	822		1567	Kentucky	73	12	85
Opponents	586	593		1179	Opponents	42	9	51

UK HOOPS KENTUCKY OUTLOOK WILDCATS STAFF REVIEW RECORDS HISTORY MEDIA



KENTUCKY UK HOOPS

SEC Tournament Games Only

Record: 2-1 Home: 0-0 Away: 0-0 Neutral: 2-1

No.	Player	GP	GS	Min	Avg	FG	FGA	Pct	3FG	FGA	Pct	FT	FTA	Pct	Off	Def	Tot	Avg	PF	FO	A	TO	Blk	Stl	Pts	Avg
34	Dunlap, Victoria	3	3	105	35.0	28	57	.491	1	2	.500	10	17	.588	7	14	21	7.0	10	0	4	8	12	9	67	22.3
01	Mathies, A'dia	3	3	101	33.7	17	38	.447	4	11	.364	13	16	.813	7	10	17	5.7	7	0	9	8	2	6	51	17.0
24	Smith, Amber	3	3	99	33.0	10	25	.400	1	2	.500	3	7	.429	0	10	10	3.3	7	1	19	13	0	8	24	8.0
04	Snowden, Keyla	3	3	76	25.3	7	24	.292	5	13	.385	0	1	.000	0	3	3	1.0	7	0	2	4	1	4	19	6.3
25	Franklin, Amani	3	3	73	24.3	6	16	.375	2	4	.500	1	2	.500	5	7	12	4.0	7	0	4	3	1	3	15	5.0
12	Watkins, Lydia	3	0	47	15.7	2	7	.286	0	1	.000	11	15	.733	3	12	15	5.0	6	0	2	4	1	1	15	5.0
23	Gray, Rebecca	3	0	67	22.3	3	15	.200	1	10	.100	1	2	.500	3	1	4	1.3	5	0	4	1	1	2	8	2.7
40	Henderson, Brittany	3	0	28	9.3	1	2	.500	0	0	.000	2	2	1.000	3	6	9	3.0	1	0	0	3	2	0	4	1.3
05	Morrow, Carly	2	0	4	2.0	0	1	.000	0	1	.000	0	0	.000	0	0	0	0.0	1	0	0	0	0	0	0	0.0
	Team																									
	Totals	3				74	185	.400	14	44	.318	41	62	.661	33	71	104	34.7	51	1	44	45	20	33	203	67.7
	Opponents	3				74	170	.435	8	31	.258	33	50	.660	32	92	124	41.3	58	-	45	68	15	19	189	63.0

OUTLOOK

Score By Periods:	1st	2nd	TOTAL	Deadball Rebounds:	OFF	DEF	TOTAL
Kentucky	85	118	203	Kentucky	7	2	9
Opponents	95	94	189	Opponents	8	0	8

WILDCATS

NCAA Games Only

Record: 3-1 Home: 0-0 Away: 0-0 Neutral: 3-1

No.	Player	GP	GS	Min	Avg	FG	FGA	Pct	3FG	FGA	Pct	FT	FTA	Pct	Off	Def	Tot	Avg	PF	FO	A	TO	Blk	Stl	Pts	Avg
34	Dunlap, Victoria	4	4	144	36.0	29	53	.547	0	1	.000	27	40	.675	14	22	36	9.0	8	0	10	8	2	11	85	21.3
01	Mathies, A'dia	4	4	139	34.8	26	57	.456	5	10	.500	13	19	.684	8	11	19	4.8	12	0	9	13	5	15	70	17.5
04	Snowden, Keyla	4	4	115	28.8	11	35	.314	9	25	.360	10	12	.833	0	7	7	1.8	12	0	1	7	0	2	41	10.3
12	Watkins, Lydia	4	0	70	17.5	10	18	.556	1	1	1.000	6	10	.600	5	11	16	4.0	10	0	4	1	1	7	27	6.8
25	Franklin, Amani	4	4	93	23.3	12	29	.414	2	8	.250	0	3	.000	5	15	20	5.0	8	0	1	2	1	5	26	6.5
24	Smith, Amber	4	4	143	35.8	8	29	.276	1	4	.250	7	8	.875	4	6	10	2.5	10	0	20	16	0	10	24	6.0
40	Henderson, Brittany	4	0	30	7.5	4	7	.571	0	0	.000	5	5	1.000	10	3	13	3.3	5	0	0	4	0	0	13	3.3
23	Gray, Rebecca	4	0	56	14.0	4	11	.364	2	7	.286	1	1	1.000	2	4	6	1.5	3	0	4	3	0	2	11	2.8
05	Morrow, Carly	2	0	10	5.0	0	1	.000	0	1	.000	0	0	.000	0	2	2	1.0	0	0	0	1	0	0	0	0.0
	Team																									
	Totals	4				104	240	.433	20	57	.351	69	98	.704	53	83	136	34.0	68	0	49	56	9	52	297	74.2
	Opponents	4				107	222	.482	14	48	.292	56	72	.778	40	96	136	34.0	79	-	42	77	10	29	284	71.0

REVIEW

Score By Periods:	1st	2nd	OT	TOTAL	Deadball Rebounds:	OFF	DEF	TOTAL
Kentucky	150	147		297	Kentucky	13	1	14
Opponents	143	141		284	Opponents	7	3	10

RECORDS

HISTORY

MEDIA





2009-10 GAME-BY-GAME TEAM STATISTICS

Date	Opponent	Site	Attend	FG	FGA	Pct	3FG	FGA	Pct	FT	FTA	Pct	Off	Def	Tot	Avg	PF	A	TO	Blk	Stl	Pts
11/13/09	Kentucky	H	3,934	30	71	.423	7	23	.304	25	29	.862	11	34	45	45.0	23	11	13	4	15	92
	Boston			17	54	.315	6	23	.261	18	27	.667	10	30	40	40.0	22	8	29	5	2	58
11/15/09	Kentucky	H	4,014	29	63	.460	5	20	.250	24	34	.706	22	24	46	45.5	19	12	15	5	7	87
	Butler			25	57	.439	5	17	.294	11	18	.611	11	18	29	34.5	28	7	19	3	4	66
11/17/09	Kentucky	A	2,012	26	63	.413	8	31	.258	12	18	.667	16	33	49	46.7	14	14	14	5	6	72
	Morehead State			21	62	.339	7	24	.292	6	10	.600	11	24	35	34.7	17	8	15	3	4	55
11/22/09	Kentucky	H	4,301	24	61	.393	4	24	.167	13	19	.684	7	25	32	43.0	14	10	14	8	9	65
	Chattanooga			19	52	.365	5	23	.217	12	16	.750	9	31	40	36.0	18	9	24	2	3	55
11/25/09	Kentucky	A	1,244	26	62	.419	4	11	.364	12	17	.706	12	18	30	40.4	18	12	13	2	12	68
	UC Santa Barbara			21	43	.488	0	10	.000	12	18	.667	8	25	33	35.4	16	13	25	12	4	54
11/28/09	Kentucky	H	4,140	32	63	.508	4	8	.500	17	27	.630	17	28	45	41.2	20	21	18	10	11	85
	McNeese State			17	59	.288	4	14	.286	12	18	.667	17	20	37	35.7	23	9	25	6	7	50
12/01/09	Kentucky	H	4,123	36	63	.571	12	17	.706	23	32	.719	14	31	45	41.7	22	22	21	9	14	107
	Miami Ohio			15	56	.268	1	5	.200	22	27	.815	11	17	28	34.6	26	5	28	2	11	53
12/04/09	Kentucky	A	677	27	66	.409	5	16	.313	9	12	.750	13	18	31	40.4	15	13	10	4	13	68
	Cincinnati			20	45	.444	6	12	.500	11	15	.733	9	26	35	34.6	12	11	25	1	6	57
12/13/09	Kentucky	H	4,608	30	60	.500	9	20	.450	22	30	.733	12	30	42	40.6	14	20	14	5	15	91
	Florida A&M			15	62	.242	2	9	.222	7	11	.636	20	24	44	35.7	25	3	28	2	3	39
12/20/09	Kentucky	H	7,323	31	78	.397	3	13	.231	36	52	.692	19	23	42	40.7	24	9	13	4	21	101
	Louisville			23	58	.397	1	7	.143	20	25	.800	14	34	48	36.9	35	8	38	7	7	67
12/22/09	Kentucky	H	5,859	30	64	.469	10	23	.435	17	24	.708	22	19	41	40.7	18	17	17	5	18	87
	UT Martin			14	40	.350	7	21	.333	12	18	.667	9	17	26	35.9	20	10	30	3	6	47
12/28/09	Kentucky	A	4,811	15	39	.385	2	9	.222	19	32	.594	10	28	38	40.5	25	6	29	4	16	51
	Middle Tennessee			21	59	.356	5	26	.192	10	20	.500	18	21	39	36.2	25	13	23	3	15	57
01/11/10	Kentucky	H	5,921	32	68	.471	6	20	.300	23	41	.561	16	24	40	40.5	22	13	17	3	20	93
	Mississippi Valley State			15	45	.333	1	3	.333	17	27	.630	11	31	42	36.6	27	5	40	4	8	48
01/17/10	Kentucky	A	3,134	20	63	.317	4	17	.235	16	24	.667	12	24	36	40.1	20	6	15	4	11	60
	#8/8 Georgia			22	58	.379	3	12	.250	14	19	.737	13	36	49	37.5	19	12	24	11	5	61
01/10/10	Kentucky	H	5,976	20	64	.313	3	13	.231	20	30	.667	22	19	41	40.2	14	5	18	2	14	63
	#17/16 Vanderbilt			23	57	.404	3	12	.250	4	9	.444	16	24	40	37.7	22	9	26	3	8	53
01/14/10	Kentucky	A	2,341	25	65	.385	5	13	.385	16	20	.800	13	16	29	39.5	20	8	14	4	11	71
	South Carolina			31	56	.554	3	6	.500	14	24	.583	13	27	40	37.8	19	14	18	4	9	79
01/17/10	Kentucky	H	6,040	29	63	.460	9	21	.429	21	34	.618	13	27	40	39.5	22	15	17	7	11	88
	Alabama			22	59	.373	7	10	.700	12	25	.480	14	23	37	37.8	25	9	25	4	5	63
01/21/10	Kentucky	H	5,734	27	74	.365	3	16	.188	12	19	.632	20	29	49	40.1	17	7	12	2	9	69
	Arkansas			18	52	.346	4	11	.364	12	21	.571	8	29	37	37.7	15	6	22	4	8	52
01/24/10	Kentucky	H	6,784	26	59	.441	5	16	.313	11	19	.579	15	18	33	39.7	22	11	17	1	12	68
	Auburn			19	50	.380	2	7	.286	10	20	.500	16	23	39	37.8	20	9	25	6	3	50
01/28/10	Kentucky	A	3,286	25	56	.446	5	8	.625	16	22	.727	11	25	36	39.5	17	11	12	0	8	71
	#18/19 LSU			23	60	.383	4	11	.364	12	14	.857	12	21	33	37.5	20	10	14	4	6	62
01/31/10	Kentucky	A	1,385	21	55	.382	5	14	.357	22	28	.786	13	34	47	39.9	16	12	18	5	6	69
	Mississippi State			24	72	.333	6	22	.273	5	11	.455	16	23	39	37.6	21	14	13	4	6	59
02/4/10	Kentucky	H	5,957	27	60	.450	6	24	.250	20	27	.741	14	28	42	40.0	21	11	17	4	8	80
	Ole Miss			19	59	.322	6	22	.273	22	30	.733	14	23	37	37.6	20	9	18	2	8	66
02/7/10	Kentucky	A	2,470	25	59	.424	2	12	.167	19	23	.826	15	30	45	40.2	19	13	21	4	10	71
	Arkansas			19	60	.317	5	15	.333	14	19	.737	13	21	34	37.4	21	8	19	6	12	57
02/11/10	Kentucky	H	6,521	21	62	.339	7	29	.241	15	19	.789	17	23	40	40.2	13	13	16	2	5	64
	#19/18 Georgia			19	52	.365	2	9	.222	8	13	.615	11	26	37	37.4	17	6	24	4	6	48
02/14/10	Kentucky	A	5,216	18	51	.353	1	14	.071	18	26	.692	11	15	26	39.6	21	10	16	3	10	55
	RV/22 Vanderbilt			23	47	.489	8	13	.615	14	19	.737	8	25	33	37.2	22	15	21	2	5	68
02/18/10	Kentucky	H	6,638	25	53	.472	6	14	.429	21	22	.955	15	16	31	39.3	15	17	14	3	12	77
	Florida			19	52	.365	6	20	.300	7	9	.778	17	13	30	37.0	20	8	23	1	6	51
02/21/10	Kentucky	H	7,742	25	58	.431	3	9	.333	18	19	.947	11	32	43	39.4	16	11	12	4	6	71
	South Carolina			20	62	.323	1	12	.083	9	16	.563	15	21	36	36.9	19	6	13	1	1	50
02/25/10	Kentucky	A	12,100	20	67	.299	4	15	.267	21	27	.778	18	19	37	39.3	22	7	14	2	10	65
	#4/4 Tennessee			26	57	.456	4	9	.444	25	27	.926	13	32	45	37.2	22	15	22	15	6	81
02/28/10	Kentucky	A	4,614	22	61	.361	6	17	.353	3	5	.600	10	17	27	38.9	17	12	17	1	13	53
	Auburn			24	54	.444	2	9	.222	15	18	.833	14	29	43	37.4	10	15	22	9	12	65
03/5/10	Kentucky	N	5,012	25	58	.431	5	14	.357	10	15	.667	8	24	32	38.7	15	16	14	6	10	65
	Auburn			23	56	.411	2	11	.182	6	12	.500	10	29	39	37.5	19	16	20	7	3	54
03/6/10	Kentucky	N	6,148	25	61	.410	5	15	.333	21	31	.677	15	25	40	38.7	17	14	18	7	13	76
	Mississippi State			25	52	.481	4	13	.308	11	19	.579	6	28	34	37.4	23	14	28	4	7	65
03/7/10	Kentucky	N	5,854	24	66	.364	4	15	.267	10												



2009-10 KENTUCKY SUPERLATIVES

UK HOOPS

KENTUCKY

OUTLOOK

WILDCATS

STAFF

REVIEW

RECORDS

HISTORY

MEDIA

Kentucky Team Highs

Points	107	Miami Ohio (12/01/09)
Field Goals Made	36	Miami Ohio (12/01/09)
Field Goal Attempts	78	Louisville (12/20/09)
Field Goal Percentage	.571 (36-63)	Miami Ohio (12/01/09)
3-PT FG Made	12	Miami Ohio (12/01/09)
3-PT FG Attempts	31	at Morehead State (11/17/09)
3-PT FG Percentage	.706 (12-17)	Miami Ohio (12/01/09)
FT Made	36	Louisville (12/20/09)
FT Attempts	52	Louisville (12/20/09)
FT PCT	.955 (21-22)	Florida (02/18/10)
Rebounds	52	at WKU (12/04/08)
Assists	22	Miami Ohio (12/01/09)
Steals	21	Louisville (12/20/09)
Blocked Shots	10	McNeese State (11/28/09)
Turnovers	29	at Middle Tennessee (12/28/09)
Fouls	25	at Middle Tennessee (12/28/09)

Opponent Team Highs

Points	.88	vs No. 12/12 Oklahoma (03/30/10)
FG Made	.32	vs No. 12/12 Oklahoma (03/30/10)
	.32	vs Liberty (03/20/10)
FG Attempts	.72	at Mississippi State (01/31/10)
FG PCT	.615 (32-52)	vs No. 12/12 Oklahoma (03/30/10)
3-PT FG Made	.8	at RV/No. 22 Vanderbilt (02/14/10)
3-PT FG Attempts	.26	at Middle Tennessee (12/28/09)
3-PT FG PCT	.700 (7-10)	Alabama (01/17/10)
FT Made	.25	at No. 4 Tennessee (02/25/10)
FT Attempts	.30	Ole Miss (02/04/10)
FT PCT	.926 (25-27)	at No. 4 Tennessee (02/25/10)
Rebounds	.51	vs No. 4/4 Tennessee (03/07/10)
Assists	.16	vs Auburn (03/05/10)
Steals	.15	at Middle Tennessee (12/28/09)
Blocked Shots	.15	at No. 4 Tennessee (02/25/10)
Turnovers	.40	Mississippi Valley State (01/01/10)
Fouls	.35	Louisville (12/20/09)

Kentucky Individual Highs

Points	33	Dunlap, Victoria vs Butler (11/15/09)
FG Made	10	Dunlap, Victoria vs No. 12/12 Oklahoma (03/30/10)
	10	Dunlap, Victoria vs Auburn (03/05/10)
	10	Dunlap, Victoria vs Louisville (12/20/09)
	10	Dunlap, Victoria vs Butler (11/15/09)
FG Attempts	21	Dunlap, Victoria vs No. 4/4 Tennessee (03/07/10)
	21	Dunlap, Victoria vs Louisville (12/20/09)
FG PCT (min 5 made)	1.000 (6-6)	Gray, Rebecca vs Florida A&M (12/13/09)
3-PT FG Made	6	Snowden, Keyla vs UT Martin (12/22/09)
3-PT FG Attempts	10	Snowden, Keyla at No. 4 Tennessee (02/25/10)
3-PT FG PCT (min 2 made)	1.000 (5-5)	Snowden, Keyla vs Florida (02/18/10)
	1.000 (3-3)	Gray, Rebecca vs Florida A&M (12/13/09)
	1.000 (3-3)	Gray, Rebecca vs Miami Ohio (12/01/09)
	1.000 (2-2)	Smith, Amber at Auburn (02/28/10)
	1.000 (2-2)	Franklin, Amani vs Miami Ohio (12/01/09)
	1.000 (2-2)	Franklin, Amani at UC Santa Barbara (11/25/09)
FT Made	13	Dunlap, Victoria vs Butler (11/15/09)

FT Attempted	17	Mathies, A'dia vs LIBERTY (03/20/10)
	17	Dunlap, Victoria at Middle Tennessee (12/28/09)
FT PCT (min 7 made)	1.000 (7-7)	Watkins, Lydia vs Florida (02/18/10)
	1.000 (7-7)	Mathies, A'dia at Arkansas (02/07/10)
Rebounds	18	Dunlap, Victoria vs Butler (11/15/09)
Assists	9	Smith, Amber vs Alabama (01/17/10)
Steals	8	Mathies, A'dia vs Mississippi Valley State (01/01/10)
	8	Dunlap, Victoria vs Louisville (12/20/09)
Blocked Shots	5	Dunlap, Victoria vs Mississippi State (03/06/10)

Kentucky Team Lows

Points	.51	at Middle Tennessee (12/28/09)
FG Made	.15	at Middle Tennessee (12/28/09)
FG Attempts	.39	at Middle Tennessee (12/28/09)
FG PCT	.299 (20-67)	at No. 4 Tennessee (02/25/10)
3-PT FG Made	.1	at RV/No. 22 Vanderbilt (02/14/10)
3-PT FG Attempts	.8	McNeese State (11/28/09)
	.8	at No. 18/19 LSU (01/28/10)
3-PT FG PCT	.071 (1-14)	at RV/No. 22 Vanderbilt (02/14/10)
FT Made	.3	at Auburn (02/28/10)
FT Attempts	.5	at Auburn (02/28/10)
FT PCT	.500 (6-12)	vs No. 4/4 Nebraska (03/28/10)
Rebounds	.26	at RV/No. 22 Vanderbilt (02/14/10)
	.26	vs Liberty (03/20/10)
Assists	5	NO. 17/16 Vanderbilt (01/10/10)
Steals	.5	NO. 19/18 Georgia (02/11/10)
Blocked Shots	.0	at No. 18/19 LSU (01/28/10)
	.0	vs No. 12/12 Oklahoma (03/30/10)
Turnovers	.10	at Cincinnati (12/04/09)
Fouls	.13	NO. 19/18 Georgia (02/11/10)
	.13	vs No. 24/25 Michigan State (03/22/10)

Opponent Team Lows

Points	.39	FLORIDA A&M (12/13/09)
FG Made	.14	UT MARTIN (12/22/09)
FG Attempts	.40	UT MARTIN (12/22/09)
FG PCT	.242 (15-62)	FLORIDA A&M (12/13/09)
3-PT FG Made	.0	at UC Santa Barbara (11/25/09)
3-PT FG Attempts	3	MISSISSIPPI VALLEY STATE (01/01/10)
3-PT FG PCT	.000 (0-10)	at UC Santa Barbara (11/25/09)
FT Made	.4	NO. 17/16 VANDERBILT (01/10/10)
FT Attempts	.9	NO. 17/16 VANDERBILT (01/10/10)
	.9	FLORIDA (02/18/10)
FT PCT	.444 (4-9)	NO. 17/16 VANDERBILT (01/10/10)
Rebounds	.25	vs No. 4/4 Nebraska (03/28/10)
Assists	.3	FLORIDA A&M (12/13/09)
Steals	.1	SOUTH CAROLINA (02/21/10)
Blocked Shots	.1	at Cincinnati (12/04/09)
	.1	FLORIDA (02/18/10)
	.1	SOUTH CAROLINA (02/21/10)
	.1	vs LIBERTY (03/20/10)
Turnovers	.13	at Mississippi State (01/31/10)
	.13	SOUTH CAROLINA (02/21/10)
Fouls	.10	at Auburn (02/28/10)



SEC FINAL 2009-10 STANDINGS

	SEC	Pct.	Home	Away	All	Pct.	Home	Away	Neutral	Last 5	Streak
Tennessee [^]	15-1	.938	8-0	7-1	32-3	.914	17-0	10-2	5-1	9-1	L1
Kentucky	11-5	.688	8-0	3-5	28-8	.777	17-0	6-6	5-2	6-4	L1
Mississippi State	9-7	.562	4-4	5-3	21-13	.618	12-4	6-4	3-5	6-4	L1
LSU	9-7	.562	4-4	5-3	21-10	.677	12-4	8-5	1-1	6-4	L1
Vanderbilt	9-7	.562	5-3	4-4	23-11	.676	12-4	8-6	3-1	6-4	L1
Georgia	9-7	.562	6-2	3-5	25-9	.735	14-2	7-5	4-2	6-4	L1
Florida	7-9	.438	4-4	3-5	15-17	.469	10-7	5-8	0-2	3-7	L1
South Carolina	7-9	.438	3-5	4-4	14-15	.483	7-5	5-5	2-5	4-6	L1
Ole Miss	7-9	.438	5-3	2-6	17-15	.531	9-4	6-10	2-1	3-7	L2
Auburn	5-11	.312	3-5	2-6	15-16	.484	8-6	4-9	3-1	4-6	L1
Alabama	4-12	.250	2-6	2-6	12-18	.400	7-6	3-10	2-2	3-7	L1
Arkansas	4-12	.250	1-7	3-5	12-18	.400	5-7	3-8	4-3	3-7	L4

*SEC Champions; ^SEC Tournament Champion

UK HOOPS KENTUCKY OUTLOOK WILDCATS STAFF REVIEW RECORDS HISTORY MEDIA

COACHES POSTSEASON AWARDS

First Team All-SEC

*Allison Hightower, LSU; *Angie Bjorklund, Tennessee; *Victoria Dunlap, Kentucky; Bianca Thomas, Ole Miss; Alexis Rack, Mississippi State; Ashley Houts, Georgia; Jence Rhoads, Vanderbilt; Kelley Cain, Tennessee

Second Team All-SEC

Alli Smalley, Auburn; Shekinna Stricklen, Tennessee; LaSondra Barrett, LSU; Valerie Nainima, South Carolina; A'dia Mathies, Kentucky; Armelie Lumanu, Mississippi State; Merideth Marsh, Vanderbilt; Kelsey Bone, South Carolina

SEC All-Freshman

*A'dia Mathies, Kentucky; *Kelsey Bone, South Carolina; *Jasmine James, Georgia; *Tiffany Clarke, Vanderbilt; Jennifer George, Florida; Jasmine Hassell, Georgia; Morgan Toles, Auburn; Elan Brown, Vanderbilt

All-Defensive Team

Victoria Dunlap, Kentucky; Allison Hightower, LSU; Kelley Cain, Tennessee; Armelie Lumanu, Mississippi State; Chanel Mokango, Mississippi State

SEC Coach of the Year

Matthew Mitchell, Kentucky

SEC Player of the Year

Victoria Dunlap, Kentucky

SEC Freshman of the Year

A'dia Mathies, Kentucky

SEC Defensive Player of the Year

Armelie Lumanu, Mississippi State

SEC 6th Woman of the Year

Alyssia Brewer, Tennessee

SEC Scholar-Athlete of the Year

Angie Bjorklund, Tennessee

* = Unanimous Selection

2010 Tournament Results

March 4-7

Arena at Gwinnett Center • Duluth, Ga.

FIRST ROUND • Thursday, March 4

Game 1: #9 Ole Miss 64, #8 South Carolina 63
 Game 2: #10 Auburn 74, #7 Florida 61
 Game 3: #5 Vanderbilt 65, #12 Arkansas 64 (OT)
 Game 4: #6 Georgia 73, #11 Alabama 66

SECOND ROUND • Friday, March 5

Game 5: #1 Tennessee 76, Ole Miss 51
 Game 6: #2 Kentucky 65, Auburn 54
 Game 7: Vanderbilt 63, #4 LSU 61
 Game 8: #3 Miss. St. 67, Georgia 52

SEMINFINALS • Saturday, March 6

Game 9: Tennessee 68, Vandy 49
 Game 10: Kentucky 76, Miss. St. 65

FINALS • Sunday, March 7

Game 11: Tennessee 70, Kentucky 62

SEC All-Tournament Team

A'dia Mathies, Kentucky
 Victoria Dunlap, Kentucky
 Alicia Manning, Tennessee
 Shekinna Stricklen, Tennessee
 Alyssia Brewer, Tennessee (MVP)

2009 SEC Community Service Team

Alyson Butler, Alabama
 Ashlea Williams, Arkansas
 Reneisha Hobbs, Auburn
 Ashley Houts, Georgia
 Carly Morrow, Kentucky
 Allison Hightower, LSU
 Alliesha Easley, Ole Miss
 Bethany Washington, Mississippi State
 Glory Johnson, Tennessee
 Jessica Mooney, Vanderbilt

AP POSTSEASON AWARDS

First Team All-SEC

*Victoria Dunlap, Kentucky

*Allison Hightower, LSU
 Bianca Thomas, Ole Miss
 Angie Bjorklund, Tennessee
 Kelley Cain, Tennessee

Second Team All-SEC

Ashley Houts, Georgia
 Alexis Rack, Mississippi State
 Kelsey Bone, South Carolina
 Shekinna Stricklen, Tennessee
 Jence Rhoads, Vanderbilt

SEC Coach of the Year

Matthew Mitchell, Kentucky

SEC Player of the Year

Victoria Dunlap, Kentucky

SEC Freshman of the Year

Kelsey Bone, South Carolina

* = Unanimous Selection





SEC FINAL INDIVIDUAL STATISTICS-ALL GAMES

MEDIA HISTORY RECORDS REVIEW STAFF WILDCATS OUTLOOK KENTUCKY UK HOOPS

Scoring

Player-Team	CL	G	FG	3FG	FT	Pts	Avg
1. Bianca Thomas-UM	SR	32	219	100	132	670	20.9
2. Allison Hightower-LS	SR	31	215	45	90	565	18.2
3. Victoria Dunlap-UK	JR	35	228	2	175	633	18.1
4. Alexis Rack-MS	SR	33	188	108	93	577	17.5
5. Valerie Nainima-SC	JR	29	171	82	68	492	17.0
6. Alli Smalley-AU	JR	31	181	57	69	488	15.7
7. Merideth Marsh-VU	SR	34	155	88	116	514	15.1
8. Kelsey Bone-SC	FR	29	164	1	77	406	14.0
9. Angie Bjorklund-UT	JR	35	178	102	29	467	13.9
10. Jence Rhoads-VU	JR	32	188	9	56	441	13.8
11. A'dia Mathies-UK	FR	36	178	31	104	491	13.6
12. Lasondra Barrett-LS	SO	31	123	10	141	397	12.8
13. Shekinna Stricklen-UT	SO	35	164	33	84	445	12.7
14. Charity Ford-AR	SR	30	144	35	55	378	12.6
15. Lyndsay Harris-AR	SO	30	123	75	56	377	12.6

Rebounding

Player-Team	CL	G	OFF	DEF	TOT	Avg/G
1. Kelsey Bone-SC	FR	29	82	186	268	9.2
2. Tierney Jenkins-UA	JR	29	99	165	264	9.1
3. Victoria Dunlap-UK	JR	35	120	173	293	8.4
4. Porsha Phillips-UG	JR	34	87	192	279	8.2
5. Kelley Cain-UT	SO	33	94	160	254	7.7
6. Glory Johnson-UT	SO	35	97	171	268	7.7
7. Angel Robinson-UG	SR	30	98	130	228	7.6
8. Armelle Lumanu-MS	SR	34	97	151	248	7.3
9. Chanel Mokango-MS	SR	34	86	160	246	7.2
10. Charenee Stephens-SC	SO	25	78	101	179	7.2
11. Ke'Ke Carrier-AU	SR	31	91	130	221	7.1
12. Jordan Greenleaf-AU	JR	31	100	120	220	7.1
13. Lasondra Barrett-LS	SO	31	57	148	205	6.6
14. Sharielle Smith-UF	SR	32	65	138	203	6.3
15. Amani Franklin-UK	SR	36	79	148	227	6.3

Field Goal PCT (Min. 3.0 made per game)

Player-Team	CL	G	FG	FGA	Pct
1. Azania Stewart-UF	SO	27	91	147	.619
2. Kelley Cain-UT	SO	33	148	244	.607
3. Charenee Stephens-SC	SO	25	88	147	.599
4. Hannah Tuomi-VU	JR	34	139	236	.589
5. Ke'Ke Carrier-AU	SR	31	158	275	.575
6. Alyssia Brewer-UT	SO	34	150	279	.538
7. Victoria Dunlap-UK	JR	35	228	459	.497
8. Tierney Jenkins-UA	JR	29	128	266	.481
9. Chanel Mokango-MS	SR	34	162	343	.472
10. Jence Rhoads-VU	JR	32	188	399	.471

Assists

Player-Team	CL	G	Assists	Avg/G
1. Kayla Melson-UM	JR	30	178	5.93
2. Jence Rhoads-VU	JR	32	161	5.03
3. Alexis Rack-MS	SR	33	154	4.67
4. Amber Smith-UK	JR	36	161	4.47
5. Morgan Toles-AU	FR	29	128	4.41
6. Shantell Black-UM	SR	32	135	4.22
7. C'eira Ricketts-AR	SO	30	121	4.03
8. Armelle Lumanu-MS	SR	34	135	3.97
9. Shekinna Stricklen-UT	SO	35	135	3.86
10. Dedrea Magee-UA	SR	28	105	3.75

Free Throw PCT (Min. 2.0 made per game)

Player-Team	CL	G	FTM	FTA	Pct
1. Lasondra Barrett-LS	SO	31	141	167	.844
2. Merideth Marsh-VU	SR	34	116	138	.841
3. Shekinna Stricklen-UT	SO	35	84	102	.824
4. Ashley Houts-UG	SR	34	115	141	.816
5. Bianca Thomas-UM	SR	32	132	162	.815
6. Amber Smith-UK	JR	36	115	142	.810
7. Alexis Rack-MS	SR	33	93	117	.795
8. Valerie Nainima-SC	JR	29	68	90	.756
9. Allison Hightower-LS	SR	31	90	120	.750
10. Kayla Melson-UM	JR	30	90	122	.738
11. Alli Smalley-AU	JR	31	69	96	.719
12. Jordan Greenleaf-AU	JR	31	73	102	.716
13. A'dia Mathies-UK	FR	36	104	149	.698
14. Azania Stewart-UF	SO	27	54	78	.692
15. Victoria Dunlap-UK	JR	35	175	254	.689

Steals

Player-Team	CL	G	Steals	Avg/G
1. Victoria Dunlap-UK	JR	35	107	3.06
2. Armelle Lumanu-MS	SR	34	89	2.62
3. A'dia Mathies-UK	FR	36	93	2.58
4. C'eira Ricketts-AR	SO	30	73	2.43
5. Alexis Rack-MS	SR	33	71	2.15
6. Charity Ford-AR	SR	30	63	2.10
7. Allison Hightower-LS	SR	31	63	2.03
8. Ashley Houts-UG	SR	34	69	2.03
9. Kayla Melson-UM	JR	30	53	1.77
10. Jasmine James-UG	FR	34	60	1.76

Three-Point FG PCT (Min. 1.0 made per game)

Player-Team	CL	G	3FG	FGA	Pct
1. Angie Bjorklund-UT	JR	35	102	239	.427
2. Allison Hightower-LS	SR	31	45	113	.398
3. Merideth Marsh-VU	SR	34	88	225	.391
4. Keyla Snowden-UK	SO	36	51	132	.386
5. Lauren Lueders-VU	SR	34	58	152	.382

Three-Point FG Made

Player-Team	CL	G	3FG	Avg/G
1. Alexis Rack-MS	SR	33	108	3.27
2. Bianca Thomas-UM	SR	32	100	3.13
3. Angie Bjorklund-UT	JR	35	102	2.91
4. Valerie Nainima-SC	JR	29	82	2.83
5. Steffi Sorensen-UF	SR	32	83	2.59
6. Merideth Marsh-VU	SR	34	88	2.59
7. Lyndsay Harris-AR	SO	30	75	2.50
8. Elizabeth Robertson-UM	SR	32	73	2.28
9. Mary Kathryn Govero-MS	JR	34	74	2.18
10. Alli Smalley-AU	JR	31	57	1.84
11. Jordan Jones-UF	SO	32	55	1.72
12. Lauren Lueders-VU	SR	34	58	1.71
13. Ericka Russell-UA	SO	27	46	1.70
14. Allison Hightower-LS	SR	31	45	1.45
15. Keyla Snowden-UK	SO	36	51	1.42

Blocked Shots

Player-Team	CL	G	Blocks	Avg/G
1. Kelley Cain-UT	SO	33	113	3.42
2. Chanel Mokango-MS	SR	34	83	2.44
3. Ke'Ke Carrier-AU	SR	31	72	2.32
4. Angel Robinson-UG	SR	30	61	2.03
5. Victoria Dunlap-UK	JR	35	66	1.89
6. Azania Stewart-UF	SO	27	46	1.70
7. Porsha Phillips-UG	JR	34	53	1.56
8. Sarah Watkins-AR	FR	30	40	1.33
9. Alyssia Brewer-UT	SO	34	40	1.18
10. Jennifer George-UF	FR	32	36	1.13
11. Jasmine Nelson-LS	JR	28	29	1.04
12. Pascale West-AU	FR	24	22	0.92
13. Tiffany Clarke-VU	FR	34	31	0.91
14. Meredith Mitchell-UG	SO	34	28	0.82
15. Nikki Byrd-UM	SO	32	25	0.78

Assist/Turnover Ratio (Min. 3.0 assists/game)

Player-Team	CL	G	Asst	Turn	Ratio
1. Kayla Melson-UM	JR	30	178	105	1.7
2. Jence Rhoads-VU	JR	32	161	95	1.7
3. Ashley Houts-UG	SR	34	127	79	1.6
4. Shantell Black-UM	SR	32	135	86	1.6
5. Shekinna Stricklen-UT	SO	35	135	87	1.6
6. Katherine Graham-LS	JR	31	108	71	1.5
7. Dedrea Magee-UA	SR	28	105	77	1.4
8. C'eira Ricketts-AR	SO	30	121	95	1.3
9. Morgan Toles-AU	FR	29	128	101	1.3
10. Amber Smith-UK	JR	36	161	130	1.2

Offensive Rebounds

Player-Team	CL	G	No.	Avg/G
1. Victoria Dunlap-UK	JR	35	120	3.4
2. Tierney Jenkins-UA	JR	29	99	3.4
3. Angel Robinson-UG	SR	30	98	3.3
4. Jordan Greenleaf-AU	JR	31	100	3.2
5. Charenee Stephens-SC	SO	25	78	3.1
6. Ke'Ke Carrier-AU	SR	31	91	2.9
7. Armelle Lumanu-MS	SR	34	97	2.9
8. Kelley Cain-UT	SO	33	94	2.8
9. Parrisha Simmons-AU	SO	31	88	2.8
10. Kelsey Bone-SC	FR	29	82	2.8

Defensive Rebounds

Player-Team	CL	G	No.	Avg/G
1. Kelsey Bone-SC	Fr	29	186	6.4
2. Tierney Jenkins-UA	Jr	29	165	5.7
3. Porsha Phillips-UG	Jr	34	192	5.6
4. Victoria Dunlap-UK	Jr	35	173	4.9
5. Glory Johnson-UT	So	35	171	4.9
6. Kelley Cain-UT	So	33	160	4.8
7. Lasondra Barrett-LS	So	31	148	4.8
8. Chanel Mokango-MS	Sr	34	160	4.7
9. Armelle Lumanu-MS	Sr	34	151	4.4
10. Angel Robinson-UG	Sr	30	130	4.3
11. Sharielle Smith-UF	Sr	32	138	4.3
12. Ke'Ke Carrier-AU	Sr	31	130	4.2
13. Amani Franklin-UK	Sr	36	148	4.1
14. Charenee Stephens-SC	So	25	101	4.0
15. Bianca Thomas-UM	Sr	32	128	4.0



SEC FINAL TEAM STATISTICS-ALL GAMES

Scoring Offense

Team	G	Pts	Avg/G
1. Tennessee	35	2600	74.3
2. Kentucky	36	2662	73.9
3. Ole Miss	32	2282	71.3
4. Mississippi St.	34	2405	70.7
5. Vanderbilt	34	2368	69.6
6. LSU	31	2124	68.5
7. Arkansas	30	1948	64.9
8. South Carolina	29	1874	64.6
9. Alabama	30	1921	64.0
10. Georgia	34	2126	62.5
11. Florida	32	1995	62.3
12. Auburn	31	1917	61.8

Scoring Defense

Team	G	Pts	Avg/G
1. LSU	31	1611	52.0
2. Georgia	34	1894	55.7
3. Tennessee	35	1997	57.1
4. Kentucky	36	2144	59.6
5. Mississippi St.	34	2067	60.8
6. Auburn	31	1927	62.2
7. Vanderbilt	34	2150	63.2
8. Florida	32	2048	64.0
9. Ole Miss	32	2068	64.6
10. South Carolina	29	1878	64.8
11. Alabama	30	1999	66.6
12. Arkansas	30	2021	67.4

Scoring Margin

Team	G	OFF	DEF	Mar
1. Tennessee	35	74.3	57.1	+17.2
2. LSU	31	68.5	52.0	+16.5
3. Kentucky	36	73.9	59.6	+14.4
4. Mississippi St.	34	70.7	60.8	+9.9
5. Georgia	34	62.5	55.7	+6.8
6. Ole Miss	32	71.3	64.6	+6.7
7. Vanderbilt	34	69.6	63.2	+6.4
8. South Carolina	29	64.6	64.8	-0.1
9. Auburn	31	61.8	62.2	-0.3
10. Florida	32	62.3	64.0	-1.7
11. Arkansas	30	64.9	67.4	-2.4
12. Alabama	30	64.0	66.6	-2.6

Free Throw Percentages

Team	G	FTM	FTA	Pct
1. LSU	31	467	644	.725
2. Ole Miss	32	427	590	.724
3. Kentucky	36	631	891	.708
4. Arkansas	30	332	481	.690
5. Vanderbilt	34	442	642	.688
6. Florida	32	357	521	.685
7. Mississippi St.	34	386	568	.680
8. Tennessee	35	405	609	.665
9. Georgia	34	452	682	.663
10. South Carolina	29	318	501	.635
11. Alabama	30	317	516	.614
12. Auburn	31	324	551	.588

Field Goal Percentages

Team	G	FG	FGA	Pct
1. Tennessee	35	1004	2181	.460
2. Vanderbilt	34	865	1909	.453
3. Auburn	31	736	1760	.418
4. Ole Miss	32	811	1948	.416
5. Kentucky	36	922	2216	.416
6. LSU	31	768	1851	.415
7. South Carolina	29	713	1722	.414
8. Mississippi St.	34	887	2157	.411
9. Arkansas	30	726	1810	.401
10. Alabama	30	738	1862	.396
11. Georgia	34	752	1964	.383
12. Florida	32	709	1857	.382

Field Goal PCT Defense

Team	G	FG	FGA	Pct
1. Georgia	34	686	1980	.346
2. Tennessee	35	726	2075	.350
3. LSU	31	614	1644	.373
4. Mississippi St.	34	757	1962	.386
5. Kentucky	36	775	1991	.389
6. Vanderbilt	34	794	2022	.393
7. Alabama	30	713	1800	.396
8. Arkansas	30	739	1843	.401
9. Auburn	31	729	1815	.402
10. Florida	32	750	1853	.405
11. South Carolina	29	690	1678	.411
12. Ole Miss	32	768	1864	.412

Three-Point Field Goal Percentages

Team	G	FG	FGA	Pct.
1. Tennessee	35	187	498	.376
2. Vanderbilt	34	196	534	.367
3. South Carolina	29	130	372	.349
4. Ole Miss	32	233	681	.342
5. Mississippi St.	34	245	753	.325
6. Auburn	31	121	378	.320
7. LSU	31	121	380	.318
8. Kentucky	36	187	588	.318
9. Arkansas	30	164	540	.304
10. Florida	32	220	727	.303
11. Alabama	30	128	438	.292
12. Georgia	34	170	593	.287

Three-Point Field Goal PCT Defense

Team	G	FG	FGA	Pct
1. Kentucky	36	138	473	.292
2. Georgia	34	195	667	.292
3. Mississippi St.	34	168	571	.294
4. LSU	31	117	392	.298
5. Vanderbilt	34	171	568	.301
6. Alabama	30	153	496	.308
7. Tennessee	35	192	610	.315
8. South Carolina	29	122	387	.315
9. Auburn	31	172	540	.319
10. Ole Miss	32	173	534	.324
11. Arkansas	30	157	478	.328
12. Florida	32	175	525	.333

Three-Point Field Goals Made

Team	G	3FG	Avg/G
1. Ole Miss	32	233	7.3
2. Mississippi St.	34	245	7.2
3. Florida	32	220	6.9
4. Vanderbilt	34	196	5.8
5. Arkansas	30	164	5.5
6. Tennessee	35	187	5.3
7. Kentucky	36	187	5.2
8. Georgia	34	170	5.0
9. South Carolina	29	130	4.5
10. Alabama	30	128	4.3
11. Auburn	31	121	3.9
LSU	31	121	3.9

Rebounding Offense

Team	G	Reb	Avg/G
1. Tennessee	35	1519	43.4
2. Georgia	34	1377	40.5
3. Alabama	30	1214	40.5
4. Auburn	31	1233	39.8
5. Mississippi St.	34	1344	39.5
6. LSU	31	1221	39.4
7. South Carolina	29	1109	38.2
8. Arkansas	30	1142	38.1
9. Ole Miss	32	1217	38.0
Florida	32	1217	38.0
11. Kentucky	36	1368	38.0
12. Vanderbilt	34	1227	36.1

Rebounding Defense

Team	G	Reb	Avg/G
1. Tennessee	35	1189	34.0
2. Auburn	31	1069	34.5
3. LSU	31	1071	34.5
4. South Carolina	29	1048	36.1
5. Vanderbilt	34	1247	36.7
6. Ole Miss	32	1181	36.9
7. Kentucky	36	1346	37.4
8. Florida	32	1231	38.5
9. Georgia	34	1310	38.5
10. Mississippi St.	34	1328	39.1
11. Arkansas	30	1224	40.8
12. Alabama	30	1243	41.4

Rebounding Margin

Team	Reb	Avg	OPP	Avg	Mar
1. UT	1519	43.4	1189	34.0	+9.4
2. Auburn	1233	39.8	1069	34.5	+5.3
3. LSU	1221	39.4	1071	34.5	+4.8
4. USC	1109	38.2	1048	36.1	+2.1
5. Georgia	1377	40.5	1310	38.5	+2.0
6. Ole Miss	1217	38.0	1181	36.9	+1.1
7. Kentucky	1368	38.0	1346	37.4	+0.6
8. MSU	1344	39.5	1328	39.1	+0.5
9. Florida	1217	38.0	1231	38.5	-0.4
10. Vanderbilt	1227	36.1	1247	36.7	-0.6
11. Alabama	1214	40.5	1243	41.4	-1.0
12. Arkansas	1142	38.1	1224	40.8	-2.7

Blocked Shots

Team	G	Blks	Avg/G
1. Tennessee	35	226	6.46
2. Georgia	34	187	5.50
3. Auburn	31	159	5.13
4. Arkansas	30	130	4.33
5. Kentucky	36	145	4.03
6. Mississippi St.	34	134	3.94
7. LSU	31	122	3.94
8. Florida	32	120	3.75
9. Alabama	30	87	2.90
10. Vanderbilt	34	82	2.41
11. South Carolina	29	64	2.21
12. Ole Miss	32	62	1.94

Assists

Team	G	Asts	Avg/G
1. Tennessee	35	550	15.71
2. Mississippi St.	34	509	14.97
3. Vanderbilt	34	508	14.94
4. Ole Miss	32	466	14.56
5. LSU	31	446	14.39
6. Florida	32	439	13.72
7. Auburn	31	418	13.48
8. Alabama	30	388	12.93
9. Arkansas	30	379	12.63
10. Kentucky	36	442	12.28
11. Georgia	34	399	11.74
12. South Carolina	29	308	10.62

Steals

Team	G	Stls	Avg/G
1. Kentucky	36	418	11.61
2. Arkansas	30	279	9.30
3. Mississippi S.	34	314	9.24
4. LSU	31	283	9.13
5. Florida	32	289	9.03
6. Georgia	34	283	8.32
7. Ole Miss	32	245	7.66
8. Alabama	30	227	7.57
9. Vanderbilt	34	248	7.29
10. Tennessee	35	239	6.83
11. South Carolina	29	193	6.66
12. Auburn	31	185	5.97

Turnover Margin

Team	Team Avg.	Opp.	Avg. Margin
1. Kentucky	559	15.5 823	22.9 +7.33
2. LSU	395	12.7 607	19.6 +6.84
3. MSU	532	15.6 670	19.7 +4.06
4. Ole Miss	451	14.1 513	16.0 +1.94
5. Georgia	552	16.2 604	17.8 +1.53
6. UT	507	14.5 554	15.8 +1.34
7. Alabama	572	19.1 583	19.4 +0.37
8. Vanderbilt	567	16.7 578	17.0 +0.32
9. Arkansas	550	18.3 529	17.6 -0.70
10. Florida	599	18.7 574	17.9 -0.78
11. USC	483	16.7 454	15.7 -1.00
12. Auburn	525	16.9 458	14.8 -2.16

Assist/Turnover Ratio

Team	G	Asst	Avg	Turn	Avg Ratio
1. LSU	31	446	14.4	395	12.7 1.1
2. UT	35	550	15.7	507	14.5 1.1
3. Ole Miss	32	466	14.6	451	14.1 1.0
4. MSU	34	509	15.0	532	15.6 1.0
5. Vanderbilt	34	508	14.9	567	16.7 0.9
6. Auburn	31	418	13.5	525	16.9 0.8
7. Kentucky	36	442	12.3	559	15.5 0.8
8. Florida	32	439	13.7	599	18.7 0.7
9. Georgia	34	399	11.7	552	16.2 0.7
10. Arkansas	30	379	12.6	550	18.3 0.7
11. Alabama	30	388	12.9	572	19.1 0.7
12. USC	29	308	10.6	483	16.7 0.6

Offensive Rebounds

Team	G	No.	Avg/G
1. Tennessee	35	546	15.6
2. Auburn	31	480	15.5
3. Georgia	34	510	15.0
4. Mississippi St.	34	508	14.9
5. Ole Miss	32	472	14.8
6. South Carolina	29	427	14.7
7. Florida	32	470	14.7
8. Alabama	30	434	14.5
9. Kentucky	36	507	14.1
10. LSU	31	432	13.9
11. Arkansas	30	393	13.1
12. Vanderbilt	34	415	12.2

Defensive Rebounds

2009-10 GAME REVIEWS

GAME 1 • KENTUCKY 92, BOSTON 58

Nov. 13, 2009 • Lexington, Ky. • Memorial Coliseum • att: 3,934

Boston University 58 • 0-1

#	Player	Total			3-Ptr			Rebounds			PF	TP	A	TO	Blk	Stl	Min
		FG-FGA	FG-FGA	FT-FTA	FG-FGA	FG-FGA	FT-FTA	Off	Def	Tot							
03	McKemie, Maggie	f	0-2	0-0	0-0	0	1	1	4	0	0	4	0	0	0	13	
21	Hinton, Aly	f	2-5	1-1	0-0	2	2	4	2	5	1	2	1	0	0	22	
10	Young, Alex	g	0-5	0-2	0-0	1	2	3	1	0	0	5	0	0	0	14	
20	Briggs, Kat	g	0-8	0-7	2-2	0	1	1	2	2	1	2	0	0	0	28	
44	Moran, Callynn	g	3-6	1-1	3-7	1	6	7	2	10	1	3	0	0	0	32	
02	Cashman, Kerry	g	0-0	0-0	0-0	1	5	6	5	0	1	4	0	0	0	23	
14	Sims, Kristen	g	5-12	3-7	4-5	1	4	5	3	17	1	4	0	1	1	23	
32	Alford, Chantell	g	3-6	1-3	2-2	1	6	7	2	9	2	5	0	1	2	22	
33	Kuczynski, Jacquelin	g	0-3	0-1	1-2	1	0	1	0	1	0	0	0	0	0	4	
34	Stewart, Caroline	g	4-7	0-1	6-9	1	1	2	1	14	0	2	0	0	0	19	
	Team					1	2	3									
	Totals		17-54	6-23	18-27	10	30	40	22	58	8	29	5	2	0	200	
	FG % 1st Half:	10-28	35.7%	2nd half:	7-26	26.9%	Game:	17-54	31.5%							Deadball Rebounds	
	3FG % 1st Half:	2-8	25.0%	2nd half:	4-15	26.7%	Game:	6-23	26.1%							2.1	
	FT % 1st Half:	6-9	66.7%	2nd half:	12-18	66.7%	Game:	18-27	66.7%								

Kentucky Wildcats 92 • 1-0

#	Player	Total			3-Ptr			Rebounds			PF	TP	A	TO	Blk	Stl	Min
		FG-FGA	FG-FGA	FT-FTA	FG-FGA	FG-FGA	FT-FTA	Off	Def	Tot							
34	Dunlap, Victoria	f	9-15	0-0	6-8	4	8	12	2	24	2	2	0	0	5	31	
01	Mathies, A'dia	g	3-15	1-5	6-7	3	4	7	4	13	1	1	1	0	0	28	
05	Morrow, Carly	g	6-9	5-8	0-0	1	1	2	2	7	2	1	0	4	0	30	
24	Smith, Amber	g	5-7	0-1	6-6	0	4	4	3	16	1	2	0	2	0	27	
25	Franklin, Amani	g	1-8	0-3	4-4	1	5	6	4	6	1	3	1	2	0	27	
04	Snowden, Keyla	g	2-6	0-3	2-2	0	2	2	2	6	1	1	0	0	0	10	
23	Gray, Rebecca	g	3-10	1-3	1-2	1	4	5	2	8	3	0	2	0	0	29	
30	Cole, Anna	g	0-0	0-0	0-0	0	0	0	0	0	0	0	1	0	0	2	
40	Henderson, Brittany	g	1-1	0-0	0-0	1	0	1	0	2	0	0	0	1	0	16	
	Team					1	0	1									
	Totals		30-71	7-23	25-29	11	34	45	23	92	11	13	4	15	0	200	
	FG % 1st Half:	12-34	35.3%	2nd half:	18-37	48.6%	Game:	30-71	42.3%							Deadball Rebounds	
	3FG % 1st Half:	2-11	18.2%	2nd half:	5-12	41.7%	Game:	7-23	30.4%							3	
	FT % 1st Half:	15-18	83.3%	2nd half:	10-11	90.9%	Game:	25-29	86.2%								

Officials: Laura Morris, Tina Napier, Eddie Novak
 Technical fouls: Boston University-None. Kentucky Wildcats-None.
 Attendance: 3934

Score by periods	1st	2nd	Total
Boston University	28	30	58
Kentucky Wildcats	41	51	92

Last FG - BOSTONU 2nd-02:17, KENTUCKY 2nd-01:29
 Largest lead - BOSTONU None, KENTUCKY by 34 2nd-01:29

Points	In	Off	2nd	Fast	Bench
BOSTON	Paint	T/O	Chance	Break	
KENTUCKY	18	7	6	2	11
	10	11	12	16	

Score tied - 1 time.
 Lead changed - 0 times.

GAME 3 • KENTUCKY 72, MOREHEAD STATE 55

Nov. 17, 2009 • Morehead, Ky • Johnson Arena • att: 2,012

Kentucky 72 • 3-0

#	Player	Total			3-Ptr			Rebounds			PF	TP	A	TO	Blk	Stl	Min
		FG-FGA	FG-FGA	FT-FTA	FG-FGA	FG-FGA	FT-FTA	Off	Def	Tot							
01	Mathies, A'dia	**	7-15	3-8	1-2	2	4	6	1	18	0	4	0	0	0	35	
05	Morrow, Carly	**	4-11	2-7	1-3	1	2	3	2	11	2	0	0	1	0	32	
24	Smith, Amber	**	5-9	1-3	4-4	0	2	2	4	15	4	0	0	0	0	23	
25	Franklin, Amani	**	4-10	0-4	0-0	2	10	12	3	8	0	2	1	1	0	35	
34	Dunlap, Victoria	**	4-6	0-0	4-7	8	8	16	1	12	6	3	4	1	0	34	
04	Snowden, Keyla	**	1-4	1-4	2-2	0	1	1	0	5	0	0	0	0	0	8	
23	Gray, Rebecca	**	1-7	1-5	0-0	1	3	4	1	3	2	5	0	0	0	24	
30	Cole, Anna	**	0-0	0-0	0-0	0	0	0	0	0	0	0	0	0	0	0+	
40	Henderson, Brittany	**	0-1	0-0	0-0	1	2	3	2	0	0	0	0	0	0	9	
	Team					1	1	2									
	Totals		26-63	8-31	12-18	16	33	49	14	72	14	14	5	6	0	200	
	FG % 1st Half:	15-33	45.5%	2nd half:	11-30	36.7%	Game:	26-63	41.3%							Deadball Rebounds	
	3FG % 1st Half:	5-16	31.3%	2nd half:	3-15	20.0%	Game:	8-31	25.8%							3	
	FT % 1st Half:	2-7	28.6%	2nd half:	10-11	90.9%	Game:	12-18	66.7%								

Morehead State 55 • 0-2

#	Player	Total			3-Ptr			Rebounds			PF	TP	A	TO	Blk	Stl	Min
		FG-FGA	FG-FGA	FT-FTA	FG-FGA	FG-FGA	FT-FTA	Off	Def	Tot							
01	HAMILTON, Tiffany	**	1-6	0-3	0-0	0	2	2	0	2	1	1	0	0	0	26	
02	BOZEMAN, Chynna	**	6-21	3-12	3-4	0	5	5	3	18	3	3	2	3	0	35	
05	HARRIS, Ashar	**	4-6	0-0	0-0	6	3	9	3	8	0	1	1	0	0	28	
24	WATSON, Deja	**	0-3	0-0	0-0	2	6	8	4	0	0	3	0	1	0	25	
25	LUMPKIN, Courtney	**	3-10	1-2	3-4	0	3	3	4	10	2	3	0	0	0	30	
00	STEPHENS, Tiffanie	**	3-6	1-2	0-1	0	0	0	1	7	1	3	0	0	0	24	
12	STEELE, Abby	**	0-0	0-0	0-0	0	0	0	1	0	0	0	0	0	0	5	
22	MARTIN, Ashley	**	4-10	2-5	0-1	1	1	2	1	10	1	0	0	0	0	27	
	Team					2	4	6									
	Totals		21-62	7-24	6-10	11	24	35	17	55	8	15	3	4	0	200	
	FG % 1st Half:	11-33	33.3%	2nd half:	10-29	34.5%	Game:	21-62	33.9%							Deadball Rebounds	
	3FG % 1st Half:	3-13	23.1%	2nd half:	4-11	36.4%	Game:	7-24	29.2%							1	
	FT % 1st Half:	2-2	100.0%	2nd half:	4-8	50.0%	Game:	6-10	60.0%								

Officials: Bruce Morris, David Hopkins, Nina Cross
 Technical fouls: Kentucky-None. Morehead State-None.
 Attendance: 2012

Score by periods	1st	2nd	Total
Kentucky	37	35	72
Morehead State	27	28	55

Last FG - KENTUCKY 2nd-02:47, MOR 2nd-02:27
 Largest lead - KENTUCKY by 20 2nd-13:32, MOR by 2 1st-14:11

Score tied - 2 times.
 Lead changed - 4 times.

GAME 2 • KENTUCKY 87, BUTLER 66

Nov. 15, 2009 • Lexington, Ky. • Memorial Coliseum • att: 4,014

Butler 66 • 0-1

##	Player	Total			3-Ptr			Rebounds			PF	TP	A	TO	Blk	Stl	Min
		FG-FGA	FG-FGA	FT-FTA	FG-FGA	FG-FGA	FT-FTA	Off	Def	Tot							
30	LESTER, Susan	f	4-9	2-2	4-4	0	3	3	5	14	0	1	0	0	0	20	
32	HAMILTON, Chloe	f	2-5	0-1	3-4	3	3	6	4	7	1	1	0	1	0	33	
03	PITTMAN, Alyssa	g	4-10	2-8	1-1	0	2	2	2	11	2	3	0	0	0	24	
10	BOWEN, Brittany	g	7-11	1-2	1-3	3	4	7	0	16	1	1	1	0	0	36	
12	BURNS, Terra	g	6-9	0-2	0-0	0	1	1	5	12	1	3	1	2	1	14	
02	FREEMAN, Claire	g	1-3	0-0	1-2	0	2	2	1	3	0	0	0	0	0	14	
13	JENNINGS, Elizabeth	g	0-0	0-0	0-0	0	0	0	0	0	0	0	0	0	0	1	
20	BORNHORST, Becca	g	0-2	0-1	0-2	1	0	1	5	0	0	2	1	0	0	9	
23	BASS, Azjah	g	0-4	0-1	0-1	1	0	1	0	0	0	2	0	0	0	13	
25	BRIERLY, Devin	g	0-2	0-0	1-2	1	0	1	4	1	1	6	0	0	0	18	
42	OSTROM, Jenny	g	1-2	0-0	0-0	1	0	1	2	2	0	0	0	0	0	18	
	Team					1	3	4									
	Totals		25-57	5-17	11-18	11	18	29	28	66	7	19	3	4	0	200	
	FG % 1st Half:	14-29	4														



GAME 5 • KENTUCKY 68, UC SANTA BARBARA 54

Nov. 25, 2009 • Santa Barbara, Calif.

Courtyard LaGuardia Turkey Classic • Wellness Center • att: 146

#	Player	Total		3-Ptr		Rebounds			PF	TP	A	TO	Blk	Stl	Min
		FG-FGA	FG-FGA	FT-FTA	Off	Def	Tot								
25	Franklin, Amani	f	2-6	2-2	1-2	0	1	1	4	7	0	4	0	3	22
34	Dunlap, Victoria	f	7-13	0-0	3-4	2	3	5	3	17	1	2	1	3	25
01	Mathies, A'dia	g	3-7	0-1	0-0	3	3	6	0	6	3	2	0	0	28
06	Morrow, Carly	g	3-5	1-2	0-0	0	0	0	0	7	0	0	0	1	17
24	Smith, Amber	g	1-8	0-1	3-4	2	2	4	4	5	7	4	0	2	24
04	Snowden, Keyla	g	4-8	1-4	0-0	0	0	0	2	9	0	1	0	0	18
12	Watkins, Lydia	g	4-7	0-0	2-3	1	3	4	2	10	0	0	0	2	24
23	Gray, Rebecca	g	1-4	0-1	2-2	0	1	1	0	4	1	0	0	1	25
30	Cole, Anna	g	0-2	0-0	0-0	2	2	0	0	0	0	0	0	1	1
40	Henderson, Brittany	g	1-2	0-0	1-2	0	2	2	3	3	0	0	1	0	16
Team			2-3		5										
Totals			26-62	4-11	12-17	12	18	30	18	68	12	13	2	12	200

FG % 1st Half:	16-33	48.5%	2nd half:	10-29	34.5%	Game:	26-62	41.9%	Deadball	
3FG % 1st Half:	2-7	28.6%	2nd half:	0-4	50.0%	Game:	4-11	36.4%	Rebounds	4
FT % 1st Half:	3-6	50.0%	2nd half:	9-11	81.8%	Game:	12-17	70.6%		

UC Santa Barbara 54 • 0-3

#	Player	Total		3-Ptr		Rebounds			PF	TP	A	TO	Blk	Stl	Min
		FG-FGA	FG-FGA	FT-FTA	Off	Def	Tot								
14	Franey, Jordan	f	0-5	0-3	5-6	1	2	3	1	5	1	3	0	0	25
44	Valentine, Mekia	f	7-8	0-0	0-2	2	7	9	2	14	0	2	7	0	34
10	Johnson, Emilie	g	4-10	0-5	6-7	2	4	6	2	14	4	6	0	0	39
21	Williams, Meagan	g	5-8	0-1	1-2	1	1	2	1	11	5	6	3	4	39
22	Spencer, Chris	g	1-4	0-0	0-0	1	4	5	2	2	1	3	1	0	24
00	Richardson, Bree	g	0-1	0-0	0-0	0	0	0	1	0	2	2	0	0	5
01	Underwood, Sweets	g	0-0	0-0	0-0	0	0	0	1	0	0	1	0	5	
03	Kritscher, Megan	g	0-0	0-0	0-0	0	0	0	0	1	0	0	0	0	1
12	Gnekow, Ariana	g	0-1	0-1	0-0	0	1	1	1	0	0	0	0	0	13
32	Johnson, Margaret	g	4-6	0-0	0-1	1	2	3	4	8	2	0	0	0	15
Team			1-4		5										
Totals			21-43	0-10	12-18	9	25	34	16	54	13	25	12	4	200

FG % 1st Half:	11-20	55.0%	2nd half:	10-23	43.5%	Game:	21-43	48.8%	Deadball	
3FG % 1st Half:	0-4	0.0%	2nd half:	0-6	0.0%	Game:	0-10	0.0%	Rebounds	2
FT % 1st Half:	8-9	88.9%	2nd half:	4-9	44.4%	Game:	12-18	66.7%		

Officials: Cathi Cornell, Lucy Banuelos, Carla Fujimoto

Technical fouls: Kentucky-None, UC Santa Barbara-None.

Attendance: 1244

Score by periods	1st	2nd	Total
Kentucky	37	31	68
UC Santa Barbara	30	24	54

Points	In	Off	2nd	Fast	Bench
	Paint	T/O	Chance	Break	
KENTUCKY	32	22	9	0	25
UCSB	24	10	9	0	8

Score tied - 1 time. Lead changed - 2 times.

GAME 7 • KENTUCKY 107, MIAMI, OH 53

Dec. 1, 2009 • Lexington, Ky. • Memorial Coliseum • att: 4,123

Miami Ohio 53 • 1-5

#	Player	Total		3-Ptr		Rebounds			PF	TP	A	TO	Blk	Stl	Min
		FG-FGA	FG-FGA	FT-FTA	Off	Def	Tot								
04	HENCKE, Rachael	f	0-5	0-0	0-0	1	3	4	1	0	0	3	1	0	32
12	PITTS, Lillian	f	5-6	0-0	0-1	1	2	3	5	10	0	0	0	3	29
41	BROWN, Ashleigh	f	1-2	0-0	0-0	0	3	3	2	1	4	0	2	0	30
02	BOYER, Maggie	g	2-6	0-0	2-2	0	2	2	3	6	0	2	0	0	19
10	OSBORN, Courtney	g	5-19	1-4	11-13	0	3	3	22	2	7	0	4	3	32
11	WISNER, Erin	g	0-5	0-0	2-2	1	0	1	5	2	0	3	0	2	12
14	OSWALT, Michelle	g	0-2	0-0	1-2	0	0	0	1	1	1	0	0	0	9
23	REED, Courtney	g	1-2	0-0	0-0	2	2	5	2	0	5	0	0	0	9
32	DUNLAP, Briana	g	0-5	0-1	2-2	0	1	1	2	1	2	0	0	0	14
45	OLOWINSKI, Kirsten	g	1-4	0-0	4-5	3	1	4	1	6	0	1	1	0	14
Team			5		0										
Totals			15-56	1-5	22-27	11	17	28	26	53	5	28	2	11	200

FG % 1st Half:	5-28	17.9%	2nd half:	10-28	35.7%	Game:	15-56	26.8%	Deadball	
3FG % 1st Half:	1-3	33.3%	2nd half:	0-2	0.0%	Game:	1-5	20.0%	Rebounds	3
FT % 1st Half:	10-11	90.9%	2nd half:	12-16	75.0%	Game:	22-27	81.5%		

Kentucky Wildcats 107 • 7-0

#	Player	Total		3-Ptr		Rebounds			PF	TP	A	TO	Blk	Stl	Min
		FG-FGA	FG-FGA	FT-FTA	Off	Def	Tot								
34	Dunlap, Victoria	f	8-14	0-0	5-6	5	11	16	1	21	0	1	4	5	27
01	Mathies, A'dia	g	4-11	0-0	3-4	3	1	4	1	11	7	1	0	4	35
06	Morrow, Carly	g	5-8	4-6	0-0	0	0	0	2	14	2	2	0	1	17
24	Smith, Amber	g	6-8	0-0	5-8	2	2	4	2	17	6	8	0	1	25
25	Franklin, Amani	g	6-8	2-2	2-4	3	6	9	1	16	0	0	0	1	29
04	Snowden, Keyla	g	3-8	3-6	0-0	0	1	1	2	9	1	2	1	0	17
12	Watkins, Lydia	g	0-0	0-0	2-4	1	1	2	3	2	0	2	1	0	7
23	Gray, Rebecca	g	3-5	3-3	4-6	0	3	3	5	13	6	4	0	0	24
30	Cole, Anna	g	0-0	0-0	2-2	0	3	3	2	0	2	0	0	0	4
40	Henderson, Brittany	g	1-1	0-0	0-0	0	2	2	3	2	0	0	2	1	15
Team			0		1										
Totals			36-63	12-17	23-32	14	31	45	22	107	22	21	9	14	200

FG % 1st Half:	22-37	59.5%	2nd half:	14-26	53.8%	Game:	36-63	57.1%	Deadball	
3FG % 1st Half:	5-7	71.4%	2nd half:	7-10	70.0%	Game:	12-17	70.6%	Rebounds	5.1
FT % 1st Half:	8-10	80.0%	2nd half:	15-22	68.2%	Game:	23-32	71.9%		

Officials: Gina Cross, Laura Morris, Lisa Mattingly

Technical fouls: Miami Ohio-REED, Courtney; WISNER, Erin; Kentucky

Wildcats-Watkins, Lydia.

Attendance: 4123

Score by periods	1st	2nd	Total
Miami Ohio	21	32	53
Kentucky Wildcats	57	50	107

Points	In	Off	2nd	Fast	Bench
	Paint	T/O	Chance	Break	
MIAMI	26	24	11	6	13
KENTUCKY	42	34	14	16	28

Score tied - 2 times. Lead changed - 0 times.

GAME 6 • KENTUCKY 85, McCNEESE STATE 50

Nov. 28, 2009 • Lexington, Ky. • Memorial Coliseum • att: 4,140

McNeese State 50 • 2-3

#	Player	Total		3-Ptr		Rebounds			PF	TP	A	TO	Blk	Stl	Min
		FG-FGA	FG-FGA	FT-FTA	Off	Def	Tot								
21	Wells, Kendra	f	1-16	0-4	5-7	4	3	7	2	7	0	5	1	1	34
23	Armstrong, Kayla	f	1-6	0-1	0-0	1	4	5	1	2	1	3	0	1	28
32	Kendrix, Ja'Nique	f	0-2	0-0	0-0	0	2	2	0	2	2	1	1	1	17
04	Johnson, Kiera	f	7-13	0-0	3-6	5	0	5	17	0	1	0	0	29	
01	Froeba, Brooke	f	2-5	1-1	0-1	0	2	2	3	5	7	0	2	3	34
01	Anderson, Ne'Aisha	g	3-9	3-8	0-0	0	2	2	1	9	0	1	0	1	15
14	Leonards, Kyle	g	0-0	0-0	0-0	0	0	0	0	0	0	0	0	0	5
22	Gatlin, Rayaywna	g	0-3	0-0	0-0	1	1	2	2	0	1	2	0	1	12
33	Minor, Adrienne	g	0-0	0-0	0-0	0	0	0	0	2	0	0	0	0	7
50	Nutter, Lauren	g	3-5	0-0	4-4	3	6	9	5	10	0	2	4	0	19
Team			3		0										
Totals			17-59	4-14	12-18	17	20	37	23	50	9	25	6	7	200

FG % 1st Half:	10-28	35.7%	2nd half:	7-31	22.6%	Game:	17-59	28.8%	Deadball	
3FG % 1st Half:	0-2	0.0%	2nd half:	4-12						



UK HOOPS
 KENTUCKY
 OUTLOOK
 WILDCATS
 STAFF
 REVIEW
 RECORDS
 HISTORY
 MEDIA

GAME 9 • (RV) KENTUCKY 91, FLORIDA A&M 39

Dec. 13, 2009 • Lexington, Ky. • Memorial Coliseum • att: 4,608

Florida A&M 39 • 5-3

#	Player	Total			3-Ptr			Rebounds			PF	TP	A	TO	Bk	Stl	Min																								
		FG-FGA	FG-FGA	FT-FTA	FG-FGA	FG-FGA	FT-FTA	Off	Def	Total																															
22	BENNETT, Antonia	f	6-16	0-3	0-1	4	6	10	3	12	0	6	0	1	1	40																									
01	GAINES, LaShonda	g	1-6	0-1	2-2	1	1	2	4	4	0	7	0	1	25																										
03	MCKELTON, Tameka	g	4-15	1-2	2-2	1	5	6	5	11	0	4	0	0	34																										
15	DONALD, Qiana	g	1-2	0-0	0-0	2	2	4	5	2	0	2	0	0	25																										
35	RATEREE, Christian	g	2-13	1-3	3-5	3	1	4	2	8	3	8	1	1	33																										
11	CORDERO, Bianca	g	1-3	0-0	0-0	1	0	1	0	2	0	0	0	0	8																										
23	DURDEN, Simone	g	0-3	0-0	0-0	1	2	3	0	0	1	0	0	0	17																										
24	CHANEY, Crystal	g	0-0	0-0	0-0	0	0	0	0	0	0	0	0	0	3																										
44	ANDERSON, Danielle	g	0-4	0-0	0-1	1	3	4	3	0	0	1	0	1	15																										
Team			15-62			2-9			7-11			20			24			44			25			39			3			28			2			3			200		
Totals			15-62			2-9			7-11			20			24			44			25			39			3			28			2			3			200		
FG % 1st Half:		12-32	37.5%		2nd half:		3-30	10.0%		Game:		15-62	24.2%		Deadball																										
3FG % 1st Half:		2-2	100.0%		2nd half:		0-7	0.0%		Game:		2-9	22.2%		Rebounds																										
FT % 1st Half:		3-4	75.0%		2nd half:		4-7	57.1%		Game:		7-11	63.6%		0																										

Kentucky Wildcats 91 • 9-0

#	Player	Total			3-Ptr			Rebounds			PF	TP	A	TO	Bk	Stl	Min																								
		FG-FGA	FG-FGA	FT-FTA	FG-FGA	FG-FGA	FT-FTA	Off	Def	Total																															
12	Watkins, Lydia	f	3-4	0-0	3-4	1	2	3	1	9	2	3	0	4	20																										
01	Mathies, A'dia	g	3-8	0-0	5-9	2	2	4	4	11	5	0	1	6	23																										
05	Morrow, Carly	g	4-9	2-5	4-4	0	3	3	0	14	3	2	0	1	25																										
24	Smith, Amber	g	3-6	1-2	0-0	0	1	1	2	7	4	5	0	2	29																										
25	Franklin, Amani	g	4-11	1-4	0-0	2	4	6	1	9	2	0	1	0	26																										
04	Snowden, Keyla	g	4-11	2-6	5-6	1	2	3	1	15	1	1	0	2	20																										
23	Gray, Rebecca	g	6-6	3-3	4-4	0	3	3	1	19	2	0	0	0	26																										
30	Cole, Anna	g	0-1	0-0	1-2	1	3	4	1	1	1	0	0	0	5																										
40	Henderson, Brittany	g	3-4	0-0	0-1	3	6	9	3	6	0	3	3	0	26																										
Team			30-60			9-20			22-30			12			30			42			14			91			20			14			5			15			200		
Totals			30-60			9-20			22-30			12			30			42			14			91			20			14			5			15			200		
FG % 1st Half:		16-32	50.0%		2nd half:		14-28	50.0%		Game:		30-60	50.0%		Deadball																										
3FG % 1st Half:		5-9	55.6%		2nd half:		4-11	36.4%		Game:		9-20	45.0%		Rebounds																										
FT % 1st Half:		10-14	71.4%		2nd half:		12-16	75.0%		Game:		22-30	73.3%		2.1																										

Officials: Brian Entlerine, Bonita Spence, Carla Fountain

Technical fouls: Florida A&M-None, Kentucky Wildcats-None.

Attendance: 4608

Score by periods	1st	2nd	Total
Florida A&M	29	10	39
Kentucky Wildcats	47	44	91

Last FG - FAMUW 2nd-00:39, KENTUCKY 2nd-00:39.

Largest lead - FAMUW None, KENTUCKY by 52 2nd-00:39.

Points	In	Off	2nd	Fast	Bench
FAMUW	24	4	17	2	41
KENTUCKY	34	33	15	14	2

Score tied - 0 times.

Lead changed - 0 times.

GAME 10 • (RV) KENTUCKY 101, LOUISVILLE 67

Dec. 20, 2009 • Lexington, Ky. • Memorial Coliseum • att: 7,323

Louisville 67 • 6-5

#	Player	Total			3-Ptr			Rebounds			PF	TP	A	TO	Bk	Stl	Min																					
		FG-FGA	FG-FGA	FT-FTA	FG-FGA	FG-FGA	FT-FTA	Off	Def	Total																												
33	REID, Monique	f	6-9	0-0	5-6	4	6	10	4	17	0	6	1	1	34																							
45	HINES, Keshia	c	3-4	0-0	0-0	2	6	8	4	6	1	6	2	0	22																							
11	BURNEY, Becky	g	6-14	1-4	8-10	2	3	5	2	21	2	8	2	1	40																							
21	RAINEY, Ashley	g	3-8	0-1	4-4	1	9	10	4	10	0	6	1	0	28																							
22	BURTON, Nikki	g	2-5	0-0	0-0	1	4	5	5	4	2	4	0	1	19																							
01	HARPER, Shelby	g	0-1	0-1	0-0	0	1	1	5	0	2	4	0	1	15																							
04	RUCKER, Gwen	g	1-7	0-0	3-5	2	2	4	5	1	1	1	2	19																								
30	STORY, Rachel	g	0-3	0-1	0-0	0	2	2	1	0	0	2	0	0	8																							
31	TAYLOR, Asia	g	1-6	0-0	0-0	0	0	0	4	2	0	1	0	1	12																							
42	WRIGHT, Chauntise	g	1-1	0-0	0-0	0	0	0	2	2	0	0	0	0	3																							
Team			23-58			1-7			20-25			14			34			46			35			67			8			38			7			200		
Totals			23-58			1-7			20-25			14			34			46			35			67			8			38			7			200		
FG % 1st Half:		9-29	31.0%		2nd half:		14-29	48.3%		Game:		23-58	39.7%		Deadball																							
3FG % 1st Half:		1-4	25.0%		2nd half:		0-3	0.0%		Game:		1-7	14.3%		Rebounds																							
FT % 1st Half:		7-10	70.0%		2nd half:		13-15	86.7%		Game:		20-25	80.0%		3.1																							

Kentucky Wildcats 101 • 10-0

#	Player	Total			3-Ptr			Rebounds			PF	TP	A	TO	Bk	Stl	Min																								
		FG-FGA	FG-FGA	FT-FTA	FG-FGA	FG-FGA	FT-FTA	Off	Def	Total																															
34	Dunlap, Victoria	f	10-21	0-0	7-8	5	4	9	1	27	0	1	4	8	29																										
01	Mathies, A'dia	g	5-14	1-2	4-6	1	2	3	3	15	3	3	0	4	28																										
05	Morrow, Carly	g	4-10	1-5	3-5	1	5	6	1	12	1	3	0	5	17																										
24	Smith, Amber	g	5-9	0-0	9-10	0	3	3	4	19	5	3	0	0	25																										
25	Franklin, Amani	g	2-8	1-3	1-2	5	1	6	4	6	0	1	0	2	26																										
03	Riley, Crystal	g	2-6	0-1	2-5	1	1	2	0	6	0	1	0	0	15																										
04	Snowden, Keyla	g	0-2	0-1	2-2	0	0	0	3	2	0	1	0	1	12																										
12	Watkins, Lydia	g	1-3	0-0	2-2	1	2	3	4	4	0	0	0	1	13																										
23	Gray, Rebecca	g	1-4	0-1	1-2	0	2	2	1	3	0	0	0	0	22																										
40	Henderson, Brittany	g	1-1	0-0	5-10	2	1	3	3	7	0	0	0	0	13																										
Team			31-78			3-13			36-52			19			23			42			24			101			9			13			4			21			200		
Totals			31-78			3-13			36-52			19			23			42			24			101			9			13			4			21			200		
FG % 1st Half:		13-38	34.2%		2nd half:		18-40	45.0%		Game:		31-78	39.7%		Deadball																										
3FG % 1st Half:		2-7	28.6%		2nd half:		1-6	16.7%		Game:		3-13	23.1%		Rebounds																										
FT % 1st Half:		21-30	70.0%		2nd half:		15-22	68.2%		Game:		36-52	69.2%		9																										

Officials: Lisa Mattingly, Tina Napier, Laura Morris

Technical fouls: Louisville-None, Kentucky Wildcats-None.

Attendance: 7323

Score by periods	1st	2nd	Total
Louisville	26	41	67
Kentucky Wildcats	49	52	101

Last FG - LOU 2nd-00:33, KENTUCKY 2nd-00:43.

Largest lead - LOU None, KENTUCKY by 38 2nd-03:19.

Score tied - 0 times.

Lead changed - 0 times.

GAME 11 • (RV) KENTUCKY 87, UT-MARTIN 47

Dec. 22, 2009 • Lexington, Ky. • Memorial Coliseum • att: 5,859

UT Martin 47 • 1-8, 0-2

#	Player	Total			3-Ptr			Rebounds			PF	TP	A	TO	Bk	Stl	Min
		FG-FGA	FG-FGA	FT-FTA	FG-FGA	FG-FGA	FT-FTA	Off	Def	Total							
14	SMITH, Paige	f	3-5	0-1	2-2	0	6	6	3	8	0	3					



GAME 13 • (RV) KENTUCKY 93, MISSISSIPPI VALLEY STATE 48

Jan. 1, 2010 • Lexington, Ky. • Memorial Coliseum • att: 5,921

Mississippi Valley State 48 • 3-8		Total		3-Ptr		Rebounds		PF		TP		A		Bk		Stl		Min	
#	Player	FG-FGA	FG-FGA	FT-FTA	Off	Def	PF	TP	A	To	Bk	Stl							
22	Alla Frank	f	1-9	0-0	1-2	3	1	4	3	3	0	2	0	2	2	22			
55	Rochelle, Brittany	c	3-4	0-0	2-4	1	4	5	3	8	0	2	3	2	24				
3	Smith, KaNeisha	g	3-8	0-0	5-6	3	4	7	4	11	1	5	0	1	30				
10	Brown, Ashley	g	5-12	1-2	6-8	1	6	7	2	17	2	12	0	1	34				
12	Stallings, Colby	g	0-3	0-0	2-3	0	4	4	2	2	1	5	0	1	12				
13	Jackson, Tiffany	g	0-0	0-0	0-0	0	0	0	1	0	0	2	0	1	5				
14	Clemens, Kristina	g	0-1	0-0	0-2	1	0	1	2	0	0	1	0	0	14				
20	Stallings, Lenise	g	1-2	0-1	0-0	0	3	3	0	2	0	2	0	0	19				
21	Ellis, Kristen	g	1-2	0-0	0-0	1	1	1	3	2	1	0	0	0	8				
23	Clemson, Aspen	g	0-0	0-0	0-0	1	2	3	0	0	0	2	0	0	11				
25	O-Bryant, Courtney	g	0-1	0-0	1-2	0	3	3	2	1	0	3	2	1	21				
50	Young, A'divia	g	1-3	0-0	0-0	0	1	1	5	2	0	1	1	0	7				
	Team					1	2	3				2							
	Totals		15-45	1-3	17-27	11	31	42	27	48	5	40	4	8	200				
	FG % 1st Half:	7-25	28.0%	2nd half:	8-20	40.0%	Game:	15-45	33.3%	Deadball									
	3FG % 1st Half:	1-3	33.3%	2nd half:	0-0	0.0%	Game:	1-3	33.3%	Rebounds									
	FT % 1st Half:	10-14	71.4%	2nd half:	7-13	53.8%	Game:	17-27	63.0%	5									

Kentucky Wildcats 93 • 12-1		Total		3-Ptr		Rebounds		PF		TP		A		Bk		Stl		Min	
#	Player	FG-FGA	FG-FGA	FT-FTA	Off	Def	PF	TP	A	To	Bk	Stl							
34	Dunlap, Victoria	f	6-12	0-0	9-10	2	3	5	3	21	0	1	0	5	26				
01	Mathies, A'dia	g	5-14	2-6	3-6	2	1	3	4	15	4	2	1	8	34				
05	Morrow, Carly	g	4-8	1-4	2-2	2	0	2	2	11	2	1	0	1	18				
34	Smith, Amber	g	1-4	0-1	3-6	1	4	5	2	5	4	5	0	0	22				
25	Franklin, Amani	g	2-1	0-0	3-4	4	3	7	2	7	1	0	1	2	21				
03	Riley, Crystal	g	0-2	0-1	0-4	1	1	2	1	0	2	1	0	0	18				
04	Snowden, Keyla	g	2-5	2-4	0-0	1	0	1	1	6	0	1	0	1	10				
12	Watkins, Lydia	g	4-6	0-0	1-4	1	3	4	2	9	0	0	0	3	15				
30	Gray, Rebecca	g	4-8	1-4	0-0	0	2	2	1	9	1	4	0	0	18				
23	Cole, Anna	g	1-1	0-0	1-2	1	0	1	1	3	0	0	0	0	3				
40	Henderson, Brittany	g	3-4	0-0	1-3	1	3	4	3	7	0	1	0	1	15				
	Team					2	2	4											
	Totals		32-68	6-20	23-41	16	24	40	22	93	13	17	3	20	200				
	FG % 1st Half:	14-32	43.8%	2nd half:	18-36	50.0%	Game:	32-68	47.1%	Deadball									
	3FG % 1st Half:	2-9	22.2%	2nd half:	4-11	36.4%	Game:	6-20	30.0%	Rebounds									
	FT % 1st Half:	9-18	50.0%	2nd half:	14-23	60.9%	Game:	23-41	56.1%	7									

Officials: Tina Napier, Felicia Grinter, Laura Morris
 Technical fouls: Mississippi Valley State-None, Kentucky Wildcats-None.
 Attendance: 5921

Score by periods	1st	2nd	Total
Mississippi Valley State	25	23	48
Kentucky Wildcats	39	54	93

Last FG - MSV 2nd-01:58, KENTUCKY 2nd-00:34
 Largest lead - MSV by 2 1st-19:29, KENTUCKY by 46 2nd-00:34

GAME 14 • (#8/8) GEORGIA 61, (RV) KENTUCKY 60

Jan. 7, 2010 • Athens, Ga. • Stegeman Coliseum • att: 3,134

Kentucky 60 • 12-2, 0-1		Total		3-Ptr		Rebounds		PF		TP		A		Bk		Stl		Min	
#	Player	FG-FGA	FG-FGA	FT-FTA	Off	Def	PF	TP	A	To	Bk	Stl							
01	Mathies, A'dia	*	3-8	1-2	1-3	0	4	4	5	8	1	2	0	0	22				
05	Morrow, Carly	*	3-8	1-4	0-0	1	4	5	0	7	0	3	0	1	29				
24	Smith, Amber	*	3-13	2-5	7-8	2	3	5	1	15	4	2	0	1	38				
25	Franklin, Amani	*	2-10	0-2	2-2	2	2	4	2	6	0	3	0	2	38				
34	Dunlap, Victoria	*	6-15	0-1	0-3	3	4	7	5	12	1	1	2	5	42				
03	Riley, Crystal	*	3-4	0-0	1-2	0	0	0	2	7	0	1	2	2	23				
04	Snowden, Keyla	*	0-1	0-1	0-0	0	0	0	0	0	0	0	0	0	2				
12	Watkins, Lydia	*	0-4	0-2	5-6	1	5	6	4	5	0	0	0	0	29				
40	Henderson, Brittany	*	0-0	0-0	0-0	0	0	0	1	0	0	2	0	0	2				
	Team					3	2	5											
	Totals		20-63	4-17	16-24	12	24	36	20	60	6	15	4	11	225				
	FG % 1st Half:	9-32	28.1%	2nd half:	10-27	37.0%	OT:	1-4	25.0%	Game:	20-63	31.7%	Deadball						
	3FG % 1st Half:	2-12	16.7%	2nd half:	2-4	50.0%	OT:	0-1	0.0%	Game:	4-17	23.5%	Rebounds						
	FT % 1st Half:	3-8	37.5%	2nd half:	11-14	78.6%	OT:	2-2	100.0%	Game:	16-24	66.7%	3						

No. 8/8 Georgia 61 • 15-0, 2-0		Total		3-Ptr		Rebounds		PF		TP		A		Bk		Stl		Min	
#	Player	FG-FGA	FG-FGA	FT-FTA	Off	Def	PF	TP	A	To	Bk	Stl							
01	Ashley Houts		10-19	1-3	6-7	1	2	3	2	27	2	7	0	2	44				
03	Anne Marie Armstrong		1-2	0-0	0-0	0	2	2	3	2	0	1	0	0	8				
10	Jasmine James		3-12	1-3	4-4	0	3	3	2	11	1	7	0	0	43				
11	Meredith Mitchell		1-8	0-4	1-2	2	7	9	5	3	5	2	2	0	38				
12	Jasmine Hassell		0-3	0-0	0-0	2	0	2	2	0	1	0	1	0	8				
15	Jaleesa Rhoden		0-0	0-0	0-0	0	2	2	0	0	0	1	0	0	7				
21	Porsha Phillips		3-9	0-1	1-2	1	11	12	3	7	2	3	4	1	34				
30	Candace Williams		1-1	1-1	0-0	0	0	0	3	2	0	1	0	0	3				
33	Angel Robinson		3-4	0-0	2-4	5	6	11	2	8	0	3	4	2	40				
	Team					2	3	5											
	Totals		22-58	3-12	14-19	13	36	49	19	61	12	24	11	5	225				
	FG % 1st Half:	12-24	50.0%	2nd half:	9-28	28.6%	OT:	2-6	33.3%	Game:	22-58	37.9%	Deadball						
	3FG % 1st Half:	2-3	66.7%	2nd half:	0-6	0.0%	OT:	1-3	33.3%	Game:	3-12	25.0%	Rebounds						
	FT % 1st Half:	5-6	83.3%	2nd half:	9-11	81.8%	OT:	0-2	0.0%	Game:	14-19	73.7%	4						

Officials: Dee Karther, Cameron Inouye, Ed Sidlasky
 Technical fouls: Kentucky-TEAM, No. 8/8 Georgia-None.
 Attendance: 3134
 Technical foul: 1:16 first half - UK bench

Score by periods	1st	2nd	OT	Total
Kentucky	23	33	4	60
No. 8/8 Georgia	31	25	5	61

Last FG - KENTUCKY 0T-04:43, GA 0T-00:17
 Largest lead - KENTUCKY by 4 1st-17:12, GA by 12 2nd-13:22

GAME 15 • (RV) KENTUCKY 93, (#17/16) VANDERBILT 53

Jan. 10, 2010 • Lexington, Ky. • Memorial Coliseum • att: 5,976

No. 17/16 Vanderbilt 53 • 12-4, 1-2		Total		3-Ptr		Rebounds		PF		TP		A		Bk		Stl		Min	
#	Player	FG-FGA	FG-FGA	FT-FTA	Off	Def	PF	TP	A	To	Bk	Stl							
05	LUEDERS, Lauren		2-2	0-0	0	1	1	0	4	0	1	0	0	7					
15	TUOMI, Hannah		1-3	0-0	0	2	2	4	2	0	5	0	0	1	20				
20	MOONEY, Jessica		2-4	0-0	1-2	2	2	4	5	1	3	0	1	17					
22	RHOADS, Jenica		8-19	0-3	1-2	1	1	2	1	17	4	6	0	2	40				
23	MARSH, Meredith		3-9	1-4	2-2	2	2	4	4	9	3	3	0	0	40				
30	BROWN, Elan		3-9	2-3	0-0	4	4	8	4	8	0	4	0	4	27				
32	SMITH, Gabby		1-4	0-2	0-1	1	1	2	1	2	1	2	0	0	20				
40	CLARKE, Tiffany		3-7	0-0	0-3	3	5	8	3	6	0	2	3	1	29				
	Team					3	6	9											
	Totals		23-57	3-12	4-9	16	24	40	22	53	9	26	3	8	200				
	FG % 1st Half:	12-26	46.2%	2nd half:	11-31	35.5%	Game:	23-57	40.4%	Deadball									
	3FG % 1st Half:	2-7	28.6%	2nd half:	1-5	20.0%	Game:	3-12	25.0%	Rebounds									
	FT % 1st Half:	0-2	0.0%	2nd half:	4-7	57.1%	Game:	4-9	44.4%	2									

Kentucky Wildcats 93 • 13-2, 1-1		Total		3-Ptr		Rebounds		PF		TP		A		Bk		Stl		Min	
#	Player	FG-FGA	FG-FGA	FT-FTA	Off	Def	PF	TP	A	To	Bk	Stl							
34	Dunlap, Victoria	f	4-9	0-1</															

GAME 17 • (RV) KENTUCKY 88, ALABAMA 63

Jan. 17, 2010 • Lexington, Ky. • Memorial Coliseum • att: 6,040

Alabama 63 • 8-10, 0-5

#	Player	Total		3-Ptr		FT-FTA		Rebounds			PF	TP	A	TO	Bk	Stl	Min
		FG-FGA	FG-FGA	FT-FTA	Off	Def	Off	Def	Off	Def							
31	Hancock, Katie	f	0-3	0-0	0-0	1	0	1	0	1	0	1	0	0	0	1	6
32	Williams, Tamara	f	0-1	0-0	0-0	0	2	2	0	0	1	0	0	0	0	0	16
10	King, LaToya	g	2-8	0-0	0-0	0	3	2	4	4	5	0	0	0	0	0	26
20	Raffington, Varsia	g	3-6	1-1	1-2	2	2	4	2	8	0	4	1	0	0	0	22
23	Russell, Erica	g	6-17	5-8	0-2	2	2	4	5	17	0	2	1	0	0	0	30
03	Butler, Alyson	g	0-2	0-0	3-4	1	0	1	1	3	0	0	0	0	0	0	17
05	Farmer, Coliscia	g	1-7	1-1	4-4	1	3	4	4	7	3	6	0	0	0	0	27
21	Jenkins, Tierney	g	5-7	0-0	2-8	2	8	10	5	12	1	6	1	1	1	1	26
22	Strauthers, Courtney	g	5-5	0-0	2-5	3	1	4	3	12	0	0	1	1	1	0	27
30	McCoy, Carmen	g	0-3	0-0	0-0	1	0	1	0	0	0	0	0	0	0	0	3
	Team					1	2	3									
	Totals		22-59	7-10	12-25	14	23	37	25	63	9	25	4	5	1	200	
	FG % 1st Half:	12-35	34.3%	2nd half:	10-24	41.7%	Game:	22-59	37.3%	Deadball							
	3FG % 1st Half:	5-6	83.3%	2nd half:	2-4	50.0%	Game:	7-10	70.0%	Rebounds							
	FT % 1st Half:	3-7	42.9%	2nd half:	9-18	50.0%	Game:	12-25	48.0%	7.2							

Kentucky Wildcats 88 • 14-3, 2-2

#	Player	Total		3-Ptr		FT-FTA		Rebounds			PF	TP	A	TO	Bk	Stl	Min
		FG-FGA	FG-FGA	FT-FTA	Off	Def	Off	Def	Off	Def							
04	Dunlap, Victoria	f	6-8	0-0	2-6	0	5	5	14	1	1	1	1	2	1	20	
01	Mathies, A'dia	f	5-15	2-7	2-2	1	0	1	14	1	2	1	1	1	1	32	
05	Morrow, Carly	g	0-5	0-3	0-0	0	1	0	0	0	1	0	0	0	0	18	
24	Smith, Amber	g	3-6	1-1	1-2	0	2	2	4	8	9	3	0	0	0	24	
25	Franklin, Amani	g	4-8	1-2	6-8	3	7	10	3	15	1	0	1	3	0	26	
03	Riley, Crystal	g	0-4	0-0	3-6	0	1	1	4	3	3	3	1	0	0	17	
04	Snowden, Keyla	g	4-6	4-6	0-0	1	1	2	12	0	0	0	0	0	0	19	
12	Watkins, Lydia	g	6-9	0-0	3-4	4	3	7	2	15	0	1	2	2	0	20	
23	Gray, Rebecca	g	1-2	1-2	2-2	0	1	1	0	5	0	4	0	0	0	10	
30	Cole, Anna	g	0-0	0-0	1-2	1	0	1	0	1	0	0	1	0	0	2	
40	Henderson, Brittany	g	0-0	0-0	1-2	0	5	5	1	0	1	0	0	0	0	15	
	Team					3	1	4									
	Totals		29-63	9-21	21-34	13	27	40	22	88	15	17	7	11	1	200	
	FG % 1st Half:	15-35	42.9%	2nd half:	14-28	50.0%	Game:	29-63	46.0%	Deadball							
	3FG % 1st Half:	5-14	35.7%	2nd half:	4-7	57.1%	Game:	9-21	42.9%	Rebounds							
	FT % 1st Half:	6-9	66.7%	2nd half:	15-25	60.0%	Game:	21-34	61.8%	9.2							

Officials: Bill Tius, Felicia Griner, Dany Humphrey
 Technical fouls: Alabama-None, Kentucky Wildcats-None.
 Attendance: 6040

Score by periods	1st	2nd	Total
Alabama	32	31	63
Kentucky Wildcats	41	47	88

Last FG - UA 2nd-02:41, KENTUCKY 2nd-00:32.
 Largest lead - UA None, KENTUCKY by 27 2nd-08:59.

Score tied - 1 time.
 Lead changed - 0 times.

GAME 18 • (#RV/25) KENTUCKY 69, ARKANSAS 52

Jan. 21, 2010 • Lexington, Ky. • Memorial Coliseum • att: 5,734

Arkansas 52 • 8-11, 0-6

#	Player	Total		3-Ptr		FT-FTA		Rebounds			PF	TP	A	TO	Bk	Stl	Min
		FG-FGA	FG-FGA	FT-FTA	Off	Def	Off	Def	Off	Def							
03	TOWNSEND, Jamesha	f	0-3	0-0	0-0	0	2	2	3	0	0	0	0	0	0	0	22
12	DANIELS, Ashley	f	0-2	0-0	2-4	1	4	5	3	2	0	1	1	2	0	0	20
22	RICKETTS, Ceira	g	5-14	1-2	1-2	3	6	9	0	12	2	4	0	2	0	0	36
32	FORD, Charly	g	2-9	0-4	0-0	0	2	2	2	4	0	3	0	1	0	0	25
33	HARRIS, Lynsday	g	4-7	1-2	5-6	0	2	2	4	14	4	10	0	1	0	0	27
02	WATKINS, Sarah	g	0-2	0-0	1-2	0	2	2	2	1	0	1	0	1	0	0	13
15	REES, Skye	g	4-5	2-3	0-0	0	2	2	0	10	0	1	1	1	0	0	16
21	ROBINSON, Dominique	g	0-2	0-0	2-2	0	3	3	0	2	0	1	0	1	0	0	20
23	McCRAY, Ashley	g	3-7	0-0	1-5	4	3	7	1	7	0	1	1	0	0	0	19
04	WILLIAMS, Quistelle	g	0-1	0-0	0-0	0	0	0	0	0	0	0	0	0	0	0	2
	Team		0	3	3												
	Totals		18-52	4-11	12-21	8	29	37	15	52	6	22	4	8	1	200	
	FG % 1st Half:	8-28	28.6%	2nd half:	10-24	41.7%	Game:	18-52	34.6%	Deadball							
	3FG % 1st Half:	1-3	33.3%	2nd half:	3-8	37.5%	Game:	4-11	36.4%	Rebounds							
	FT % 1st Half:	4-7	57.1%	2nd half:	8-14	57.1%	Game:	12-21	57.1%	5.1							

No. 25 Kentucky Wildcats 69 • 15-3, 3-2

#	Player	Total		3-Ptr		FT-FTA		Rebounds			PF	TP	A	TO	Bk	Stl	Min
		FG-FGA	FG-FGA	FT-FTA	Off	Def	Off	Def	Off	Def							
25	Franklin, Amani	f	3-11	0-1	0-0	3	6	9	3	6	0	1	0	1	0	0	20
34	Dunlap, Victoria	f	6-16	0-0	10-12	5	3	8	3	22	1	3	2	2	1	34	
01	Mathies, A'dia	g	3-10	1-3	0-1	2	4	6	0	7	5	2	0	2	0	0	34
05	Morrow, Carly	g	2-6	2-5	0-0	1	1	2	6	0	0	0	0	0	0	0	17
24	Smith, Amber	g	3-5	0-1	1-2	0	0	0	3	7	0	2	0	1	0	0	23
03	Riley, Crystal	g	3-3	0-0	0-2	2	0	2	2	6	0	3	0	0	0	0	16
04	Snowden, Keyla	g	0-4	0-2	1-2	0	0	0	1	1	0	0	0	0	0	0	7
12	Watkins, Lydia	g	3-7	0-0	0-0	5	7	12	2	6	0	0	0	0	0	0	21
23	Gray, Rebecca	g	4-11	0-4	0-0	0	4	4	1	8	1	0	0	0	0	0	23
40	Henderson, Brittany	g	0-1	0-0	0-0	0	1	1	0	0	0	1	0	0	0	0	5
	Team					2	3	5									
	Totals		27-74	3-16	12-19	20	29	49	17	69	7	12	2	9	200		
	FG % 1st Half:	16-38	44.4%	2nd half:	11-38	28.9%	Game:	27-74	36.5%	Deadball							
	3FG % 1st Half:	2-8	22.2%	2nd half:	1-7	14.3%	Game:	3-16	18.8%	Rebounds							
	FT % 1st Half:	3-8	37.5%	2nd half:	9-11	81.8%	Game:	12-19	63.2%	4.1							

Officials: Lawson Newton, Wesley Dean, Gina Cross
 Technical fouls: Arkansas-None, No. 25 Kentucky Wildcats-None.
 Attendance: 5734

Score by periods	1st	2nd	Total
Arkansas	21	31	52
No. 25 Kentucky Wildcats	37	32	69

Last FG - AR 2nd-01:05, KENTUCKY 2nd-03:28.
 Largest lead - AR by 2 1st-19:12, KENTUCKY by 23 2nd-18:39.

Score tied - 2 times.
 Lead changed - 1 time.

GAME 19 • (#RV/25) KENTUCKY 68, AUBURN 50

Jan. 24, 2010 • Lexington, Ky. • Memorial Coliseum • att: 6,784

Auburn 50 • 11-9, 2-5

#	Player	Total		3-Ptr		FT-FTA		Rebounds			PF	TP	A	TO	Bk	Stl	Min
		FG-FGA	FG-FGA	FT-FTA	Off	Def	Off	Def	Off	Def							
14	Alverson, Blanche	f	3-4	1-2	2-2	1	2	3	1	9	0	2	0	0	0	0	26
21	Greenleaf, Jordan	f	3-8	0-0	3-6	2	3	5	3	9	1	3	2	2	1	0	29
01	Toles, Morgan	g	1-5	0-0	0-1	1	0	1	2	2	1	5	0	0	0	0	24
04	Simmons, Parishah	g	2-2	0-0	2-5	4	4	8	3	6	1	2	0	0	0	0	26
05	Smalley, Alii	g	4-11	1-5	0-0	0	5	5	3	9	0	5	1	1	0	0	40
02	Jennings, Morgan	g	1-5	0-0	0-0	1	1	2	4	2	4	4	0	0	0	0	20
20	West, Pascale	g	0-0	0-0	0	0	0	0	0	0	0	0	0	0	0	0	1
23	Hilliard, Charliel	g	1-4	0-0	0-0	0	2	2	0	2	2	0	1	1	0	0	12
33	Carrier, KeKe	g	4-11	0-0	3-6	3	3	6	4	11	0	2	3	0	0	0	22
	Team					4	3	7									
	Totals		19-50	2-7	10-20	16	23	39	20	50	9	25	6	3	0	200	
	FG % 1st Half:	10-26	38.5%	2nd half:	9-24	37.5%	Game:	19-50	38.0%	Deadball							
	3FG % 1st Half:	1-4	25.0%	2nd half:	1-3	33.3%	Game:	2-7	28.6%	Rebounds							
	FT % 1st Half:	3-7	42.9%	2nd half:	7-13	53.8%	Game:	10-20	50.0%	6							

No. 25 Kentucky Wildcats 68 • 16-3, 4-2

#	Player
---	--------



GAME 21 • (#RV/23) KENTUCKY 69, MISSISSIPPI STATE 59

Jan. 31, 2010 • Starkville, Miss. • Humphrey Coliseum • att: 1,385

Kentucky 69 • 18-3 (6-2 SEC)

#	Player	Total		3-Ptr		FT-FTA		Rebounds		PF	TP	A	TO	Bk	Stl	Min
		FG-FGA	FG-FGA	FT-FTA	Off	Def	Off	Def	Off							
34	Dunlap, Victoria	f	6-13	0-1	7-8	5	7	12	2	19	2	5	2	1	35	
01	Mathies, A'ida	g	5-14	1-2	2-2	2	4	6	3	13	3	3	0	3	30	
05	Morrow, Carly	g	3-8	3-7	2-2	0	3	3	1	11	1	0	0	1	34	
24	Smith, Amber	g	0-5	0-0	9-10	0	2	2	3	9	5	2	1	1	30	
25	Franklin, Amani	g	1-5	0-3	0-0	0	4	4	1	2	1	1	1	0	27	
03	Riley, Crystal	g	2-3	1-1	1-2	1	1	2	2	6	0	0	0	0	11	
04	Snowden, Keyla	g	0-0	0-0	0-0	0	0	0	0	0	0	0	0	0	1	
12	Watkins, Lydia	g	4-6	0-0	0-2	1	6	7	1	8	0	4	1	0	25	
23	Gray, Rebecca	g	0-0	0-0	0-0	0	0	0	0	0	0	0	0	0	2	
40	Henderson, Brittany	g	0-1	0-0	1-2	3	1	4	3	1	0	2	0	0	5	
Team						1	6	7								
Totals			21-55	5-14	22-28	13	34	47	16	69	12	18	5	6	200	
FG % 1st Half:		9-28	32.1%	2nd half:	12-27	44.4%	Game:		21-55	38.2%	Deadball					
3FG % 1st Half:		2-8	25.0%	2nd half:	3-6	50.0%	Game:		5-14	35.7%	Rebounds					
FT % 1st Half:		6-10	60.0%	2nd half:	16-18	88.9%	Game:		22-28	78.6%	4					

Mississippi State 59 • 14-8 (5-4 SEC)

#	Player	Total		3-Ptr		FT-FTA		Rebounds		PF	TP	A	TO	Bk	Stl	Min
		FG-FGA	FG-FGA	FT-FTA	Off	Def	Off	Def	Off							
10	Mokango, Chanel	f	8-15	1-3	0-0	1	3	4	4	17	0	0	3	0	34	
00	Kalonda, Rima	c	2-4	0-0	0-0	3	4	7	3	4	0	0	0	1	21	
02	Rack, Alexis	g	4-24	2-10	1-3	1	2	3	5	11	6	5	0	4	36	
05	Lumamu, Armetie	g	5-14	0-1	1-3	4	3	7	2	11	5	4	0	0	36	
33	Govero, Mary Kathryn	g	4-10	3-7	3-3	1	4	5	4	14	2	1	1	1	35	
01	Rector, Danielle	g	0-0	0-0	0-0	0	0	0	0	0	0	0	0	0	1	
03	Johnson, Diamber	g	1-4	0-1	0-2	0	2	2	2	2	1	0	0	0	26	
14	Washington, Bethany	g	0-0	0-0	0-0	0	1	1	0	0	0	0	0	0	3	
24	Jones, Ashley	g	0-1	0-0	0-0	2	1	3	0	0	0	0	0	0	6	
42	Campbell, Channa	g	0-0	0-0	0-0	0	0	0	1	0	0	0	0	0	2	
Team						4	3	7								
Totals			24-72	6-22	5-11	16	23	39	21	59	14	13	4	6	200	
FG % 1st Half:		13-36	36.1%	2nd half:	11-36	30.6%	Game:		24-72	33.3%	Deadball					
3FG % 1st Half:		1-8	12.5%	2nd half:	5-14	35.7%	Game:		6-22	27.3%	Rebounds					
FT % 1st Half:		0-4	0.0%	2nd half:	5-7	71.4%	Game:		5-11	45.5%	4					

Officials: Dee Kattner, Bonita Spence, Kelly Johnson
 Technical fouls: KENTUCKY-None, Mississippi State-None.
 Attendance: 1385

Score by periods	1st	2nd	Total
KENTUCKY	26	43	69
Mississippi State	27	32	59

Last FG - UK 2nd-02:41, MS 2nd-00:27.
 Largest lead - UK by 15 2nd-00:36, MS by 4 1st-06:28.

Score tied - 6 times.
 Lead changed - 9 times.

GAME 22 • (#20/18) KENTUCKY 80, OLE MISS 66

Feb. 4, 2010 • Lexington, Ky. • Memorial Coliseum • att: 5,957

Ole Miss 66 • 14-8, 5-4

#	Player	Total		3-Ptr		FT-FTA		Rebounds		PF	TP	A	TO	Bk	Stl	Min
		FG-FGA	FG-FGA	FT-FTA	Off	Def	Off	Def	Off							
14	ROBERTSON, Elizabeth	f	2-8	2-6	0-0	3	5	8	1	6	0	2	0	1	39	
22	BYRD, Nikki	f	3-3	0-0	3-5	2	2	4	4	9	0	0	1	1	23	
11	BLACK, Shantell	g	2-6	1-4	0-0	0	0	0	4	5	2	2	0	1	18	
20	MELSON, Kayla	g	5-14	0-0	10-14	2	3	5	4	20	5	6	0	3	40	
45	THOMAS, Bianca	g	4-19	3-12	6-7	1	4	5	1	17	0	4	0	1	40	
03	PHILLIPS, LaKendra	g	2-3	0-0	1-2	2	2	4	1	5	0	1	0	0	9	
21	HOLLOWAY, Kayla	g	0-0	0-0	0-0	0	0	0	0	0	0	1	1	0	0	
25	MARRBA, Courtney	g	1-2	0-0	0-0	2	2	4	3	2	0	1	0	1	3	
44	LEWIS, Katorra	g	0-2	0-0	2-2	1	1	2	0	2	1	1	1	0	14	
Team						1	4	5								
Totals			19-59	6-22	22-30	14	23	37	20	66	9	18	2	8	200	
FG % 1st Half:		7-30	23.3%	2nd half:	12-29	41.4%	Game:		19-59	32.2%	Deadball					
3FG % 1st Half:		1-9	11.1%	2nd half:	5-13	38.5%	Game:		6-22	27.3%	Rebounds					
FT % 1st Half:		13-15	86.7%	2nd half:	9-15	60.0%	Game:		22-30	73.3%	5.1					

Kentucky Wildcats 80 • 19-3, 7-2

#	Player	Total		3-Ptr		FT-FTA		Rebounds		PF	TP	A	TO	Bk	Stl	Min
		FG-FGA	FG-FGA	FT-FTA	Off	Def	Off	Def	Off							
34	Dunlap, Victoria	f	6-10	0-0	6-9	1	6	7	2	18	1	2	2	3	28	
01	Mathies, A'ida	g	9-15	1-5	2-3	3	4	7	4	21	1	2	0	2	34	
05	Morrow, Carly	g	2-12	1-9	0-0	4	1	5	2	5	0	3	0	0	25	
24	Smith, Amber	g	0-0	0-0	4-4	0	1	1	4	4	6	5	0	0	29	
25	Franklin, Amani	g	2-7	0-1	5-6	1	5	6	3	9	2	0	1	1	31	
03	Riley, Crystal	g	1-2	0-0	0-0	0	0	0	0	3	2	2	0	1	11	
04	Snowden, Keyla	g	3-6	2-5	2-2	0	3	3	1	10	0	1	0	0	6	
12	Watkins, Lydia	g	0-1	0-0	0-0	0	0	0	0	0	0	0	0	0	2	
23	Gray, Rebecca	g	3-5	2-4	1-2	0	1	1	0	1	0	2	0	1	20	
40	Henderson, Brittany	g	1-2	0-0	1-1	2	3	5	1	2	0	0	1	0	14	
Team						3	4	7								
Totals			27-60	6-24	20-27	14	28	42	21	80	11	17	4	8	200	
FG % 1st Half:		14-30	46.7%	2nd half:	13-30	43.3%	Game:		27-60	45.0%	Deadball					
3FG % 1st Half:		3-9	33.3%	2nd half:	3-15	20.0%	Game:		6-24	25.0%	Rebounds					
FT % 1st Half:		10-16	62.5%	2nd half:	10-11	90.9%	Game:		20-27	74.1%	2.1					

Officials: June Courtaas, Cameron Inouye, Carla Fountain
 Technical fouls: Ole Miss-None, Kentucky Wildcats-None.
 Attendance: 5957

Score by periods	1st	2nd	Total
Ole Miss	28	38	66
Kentucky Wildcats	41	39	80

Last FG - OLEMISS 2nd-01:02, KENTUCKY 2nd-02:59.
 Largest lead - OLEMISS by 1 1st-15:17, KENTUCKY by 23 2nd-07:50.

Score tied - 0 times.
 Lead changed - 2 times.

GAME 23 • (#20/18) KENTUCKY 71, ARKANSAS 57

Feb. 7, 2010 • Fayetteville, Ar. • Bud Walton Arena • att: 2,470

Kentucky 71 • 20-3, 8-2 SEC

#	Player	Total		3-Ptr		FT-FTA		Rebounds		PF	TP	A	TO	Bk	Stl	Min
		FG-FGA	FG-FGA	FT-FTA	Off	Def	Off	Def	Off							
34	Dunlap, Victoria	f	7-11	0-0	8-9	5	6	11	2	22	2	1	3	2	28	
01	Mathies, A'ida	g	9-19	2-8	7-7	2	3	5	3	27	3	3	1	1	39	
05	Morrow, Carly	g	1-5	0-3	1-2	0	4	4	1	3	2	2	0	1	25	
24	Smith, Amber	g	3-8	0-0	3-3	0	5	5	3	9	5	7	0	2	35	
25	Franklin, Amani	g	2-8	0-1	0-0	3	6	9	4	4	0	1	0	1	27	
03	Riley, Crystal	g	0-2	0-0	0-0	1	0	1	0	1	2	0	1	1	14	
04	Snowden, Keyla	g	0-0	0-0	0-0	0	0	0	0	0	0	0	0	0	1	
12	Watkins, Lydia	g	2-3	0-0	0-2	0	3	3	1	4	0	2	0	1	19	
23	Gray, Rebecca	g	0-1	0-0	0-0	0	0	0	1	0	0	1	0	1	9	
40	Henderson, Brittany	g	1-2	0-0	0-0	1	1	2	3	2	0	1	0	1	9	
Team						3	2	5								
Totals			25-59	2-12	19-23	15	30	45	19	71	13	21	4	10	200	
FG % 1st Half:		14-36	38.9%	2nd half:	11-23	47.8%	Game:		25-59	42.4%	Deadball					
3FG % 1st Half:		1-5	20.0%	2nd half:	1-7	14.3%	Game:		2-12	16.7%	Rebounds					
FT % 1st Half:		4-6	66.7%	2nd half:	15-17	88.2%	Game:		19-23	82.6%	2.1					

GAME 25 • (RV/#22) VANDERBILT 68, (#17/16) KENTUCKY 55

Feb. 14, 2010 • Nashville, Tenn. • Memorial Gymnasium • att: 5,216

No. 17/16 Kentucky 55 • 21-4, 9-3

#	Player	Total		3-Ptr		FT-FTA		Rebounds		PF	TP	A	TO	Bk	Stl	Min
		FG-FGA	FG-FGA	FT-FTA	FT-FTA	Off	Def	Off	Def							
01	Mathies, A'dia	4-8	0-1	5-7	2	2	4	4	13	1	2	1	3	36		
03	Riley, Crystal	0-1	0-1	0-0	0	0	0	0	0	0	0	0	0	6		
04	Snowden, Keyla	2-3	0-1	0-0	0	0	0	3	4	0	0	0	1	5		
05	Morrow, Carly	0-3	0-2	0-0	0	1	1	0	0	1	0	0	0	10		
12	Watkins, Lydia	0-1	0-0	0-0	1	1	2	1	0	0	1	1	0	6		
23	Gray, Rebecca	1-9	1-6	0-0	0	1	1	3	0	1	0	1	0	29		
24	Smith, Amber	0-5	0-1	4-4	4	3	7	3	4	6	5	1	1	35		
25	Franklin, Amani	4-7	0-2	0-0	0	3	3	5	8	2	0	0	1	32		
34	Dunlap, Victoria	6-13	0-0	7-13	3	2	5	3	19	0	6	1	3	37		
40	Henderson, Brittany	1-1	0-0	2-2	0	1	1	4	0	1	0	0	0	4		
Team		1	1	2				2								
Totals		18-51	1-14	18-26	11	15	26	21	55	10	16	3	10	200		

FG % 1st Half: 9-26 34.6% 2nd half: 9-25 36.0% Game: 18-51 35.3% Deadball Rebounds 4.1
 3FG % 1st Half: 1-7 14.3% 2nd half: 0-7 0.0% Game: 1-14 7.1%
 FT % 1st Half: 6-8 75.0% 2nd half: 12-18 66.7% Game: 18-26 69.2%

RV/No. 22 Vanderbilt 68 • 18-7, 7-5

#	Player	Total		3-Ptr		FT-FTA		Rebounds		PF	TP	A	TO	Bk	Stl	Min
		FG-FGA	FG-FGA	FT-FTA	FT-FTA	Off	Def	Off	Def							
05	LUEDERS, Lauren	3-5	3-4	1-2	0	1	1	3	10	3	5	0	2	33		
15	TUOMI, Hannah	2-3	0-0	2-2	0	1	1	4	6	1	0	0	1	21		
20	MOONEY, Jessica	1-4	0-0	1-2	2	5	7	2	3	3	2	0	1	27		
22	RHODES, Janice	9-12	1-1	6-7	0	3	3	2	25	5	4	0	0	45		
23	MARSH, Mendelth	3-9	2-6	3-4	1	3	4	11	2	6	0	1	0	30		
30	BROWN, Elan	3-7	2-2	0-0	0	3	3	8	0	2	0	0	0	20		
32	SMITH, Gabby	0-0	0-0	0-0	0	0	0	0	0	0	0	0	0	1		
33	SILINSKI, Rebecca	0-0	0-0	0-0	0	0	0	0	0	0	0	0	0	3		
34	CLARKE, Tiffany	2-7	0-0	1-2	1	6	7	4	5	1	2	2	0	19		
Team				4	3	7										
Totals		23-47	8-13	14-19	8	25	33	22	68	15	21	2	5	200		

FG % 1st Half: 8-20 40.0% 2nd half: 15-27 55.6% Game: 23-47 48.9% Deadball Rebounds 5
 3FG % 1st Half: 4-5 80.0% 2nd half: 4-8 50.0% Game: 8-13 61.5%
 FT % 1st Half: 4-6 66.7% 2nd half: 10-13 76.9% Game: 14-19 73.7%

Officials: Bonnie Spence, Ed Sidlasky, Bruce Morris
 Technical fouls: No. 17/16 Kentucky-None, RV/No. 22 Vanderbilt-None.
 Attendance: 5216

Score by periods	1st	2nd	Total
No. 17/16 Kentucky	25	30	55
RV/No. 22 Vanderbilt	24	44	68

Last FG - KENTUCKY 2nd-00:34, VU 2nd-00:08.
 Largest lead - KENTUCKY by 6 1st-03:07, VU by 15 2nd-00:54.

Points	In	Off	2nd	Fast	Bench
KENTUCKY	30	21	4	8	55
VU	28	15	4	6	68

Score tied - 4 times.
 Lead changed - 4 times.

GAME 26 • (#16/16) KENTUCKY 77, FLORIDA 51

Feb. 18, 2010 • Lexington, Ky. • Memorial Coliseum • att: 6,638

Florida 51 • 13-13, 6-7

#	Player	Total		3-Ptr		FT-FTA		Rebounds		PF	TP	A	TO	Bk	Stl	Min
		FG-FGA	FG-FGA	FT-FTA	FT-FTA	Off	Def	Off	Def							
24	Smith, Sharielle	1-6	0-3	0-0	1	3	4	5	2	1	1	0	1	18		
32	George, Jennifer	1-1	0-0	1-2	1	3	4	1	3	1	5	1	1	27		
02	Thompson, Lonika	3-6	2-4	2-2	0	0	0	3	10	2	3	0	0	27		
10	Sorensen, Staffi	3-8	2-7	0-0	4	3	7	2	8	2	7	0	2	37		
33	Jones, Jordan	3-9	2-3	0-1	0	1	1	4	8	0	1	0	1	23		
01	Caldwell, Christal	0-0	0-0	0-0	0	0	0	0	0	0	1	0	0	2		
12	Holt, Tessa	0-0	0-0	0-0	1	0	1	1	0	0	0	0	0	2		
14	Madu, Nndi	1-6	0-0	0-0	2	2	2	2	2	2	0	0	0	15		
20	Yenser, Susan	1-5	0-2	2-2	2	1	3	0	4	1	1	0	0	19		
21	Lucas, Trumae	5-9	0-0	2-2	1	1	2	0	12	2	1	0	0	17		
27	Mossor, Jennifer	1-2	0-1	0-0	1	0	1	1	2	1	3	0	1	11		
30	Crawford, Ebony	0-0	0-0	0-0	0	0	0	1	0	0	0	0	0	2		
Team				4	1	5										
Totals		19-52	6-20	7-9	17	13	30	20	51	8	23	1	6	200		

FG % 1st Half: 13-28 50.0% 2nd half: 6-28 23.1% Game: 19-52 36.5% Deadball Rebounds 1
 3FG % 1st Half: 1-12 41.7% 2nd half: 1-8 12.5% Game: 6-20 30.0%
 FT % 1st Half: 2-3 66.7% 2nd half: 5-6 83.3% Game: 7-9 77.8%

#16 Kentucky Wildcats 77 • 22-4, 10-3

#	Player	Total		3-Ptr		FT-FTA		Rebounds		PF	TP	A	TO	Bk	Stl	Min
		FG-FGA	FG-FGA	FT-FTA	FT-FTA	Off	Def	Off	Def							
12	Watkins, Lydia	6-9	0-1	7-7	2	7	9	1	19	2	1	0	2	23		
34	Dunlap, Victoria	6-10	0-0	3-3	3	1	4	2	15	1	1	4	0	35		
01	Mathies, A'dia	3-11	1-3	4-4	3	2	5	4	11	1	3	0	2	33		
24	Smith, Amber	1-3	0-1	2-2	2	1	3	3	4	5	1	0	2	20		
25	Franklin, Amani	0-5	0-2	4-4	1	5	0	4	0	2	0	0	0	24		
03	Riley, Crystal	0-2	0-1	0-0	0	1	1	2	0	8	3	0	0	20		
04	Snowden, Keyla	8-11	5-5	0-0	0	0	0	1	21	0	2	0	1	29		
05	Morrow, Carly	0-0	0-0	0-0	0	0	0	0	0	0	0	0	0	3		
23	Gray, Rebecca	0-1	0-1	0-0	0	0	0	0	0	0	0	0	0	7		
40	Henderson, Brittany	1-1	0-0	1-2	0	2	2	3	0	0	0	1	0	6		
Team				1	1	2										
Totals		25-53	6-14	21-22	15	16	31	15	77	17	14	3	12	200		

FG % 1st Half: 11-32 34.4% 2nd half: 14-21 66.7% Game: 25-53 47.2% Deadball Rebounds 1.1
 3FG % 1st Half: 4-9 44.4% 2nd half: 2-5 40.0% Game: 6-14 42.9%
 FT % 1st Half: 3-3 100.0% 2nd half: 18-19 94.7% Game: 21-22 95.5%

Officials: Bryan Enterline, Joe Cunningham, Gina Cross

Technical fouls: Florida-None, #16 Kentucky Wildcats-None.
 Attendance: 6638

Score by periods	1st	2nd	Total
Florida	33	18	51
#16 Kentucky Wildcats	29	48	77

Points	In	Off	2nd	Fast	Bench
KENTUCKY	34	32	10	12	24
FLORIDA	29	15	7	4	20

Last FG - UF 2nd-01:54, KENTUCKY 2nd-02:05.
 Largest lead - UF by 6 1st-01:38, KENTUCKY by 7 2nd-00:58.

Score tied - 3 times.
 Lead changed - 2 times.

GAME 27 • (#16/16) KENTUCKY 71, SOUTH CAROLINA 50

Feb. 21, 2010 • Lexington, Ky. • Memorial Coliseum • att: 7,742

South Carolina 50 • 13-13, 6-7

#	Player	Total		3-Ptr		FT-FTA		Rebounds		PF	TP	A	TO	Bk	Stl	Min
		FG-FGA	FG-FGA	FT-FTA	FT-FTA	Off	Def	Off	Def							
32	MAY, Jewel	0-0	0-0	1-2	0	0	0	2	1	0	1	0	0	5		
05	BONE, Kelsey	5-14	0-0	3-6	1	4	5	4	13	2	3	1	0	28		
04	KENNEDY, Samone	3-9	1-3	1-2	0	3	3	8	2	2	0	0	0	31		
11	SUTTON, La'Keisha	1-8	0-2	0-0	5	1	6	1	2	2	1	0	0	35		
31	NAINIMA, Valerie	2-9	0-4	0-0	0	2	2	1	4	0	3	0	0	26		
01	WILSON, Ebony	1-1	0-0	1-2	2	1	3	1	3	0	0	0	0	15		
12	STEPHENS, Charenee	4-6	0-0	3-3	4	6	10	2	11	0	2	0	0	27		
14	WALKER, Ieasia	4-15	0-3	0-1	2	1	3	3	8	0	0	0	1	25		
21	BRUNER, Ashley	0-0	0-0	0-0	0	2	2	0	0	1	0	0	0	8		
Team				1	1	2										
Totals		20-62	1-12	9-16	15	21	36	19	50	6	13	1	1	200		

FG % 1st Half: 9-30 30.0% 2nd half: 11-32 34.4% Game: 20-62 32.3% Deadball Rebounds 0.1
 3FG % 1st Half: 0-5 0.0% 2nd half: 1-7 14.3% Game: 1-12 8.3%
 FT % 1st Half: 2-5 40.0% 2nd half: 7-11 63.6% Game: 9-16 56.3%

#16 Kentucky Wildcats 71 • 23-4, 11-3

#	Player	Total		3-Ptr		FT-FTA		Rebounds		PF	TP	A	TO	Bk	Stl	Min
		FG-FGA	FG-FGA	FT-FTA	FT-FTA	Off	Def	Off	Def							
12	Watkins, Lydia	4-9	0-1	2-2	2	4	6	1	10	0	0	0	0	23		
04	Dunlap, Victoria															



UK HOOPS KENTUCKY OUTLOOK WILDCATS STAFF REVIEW RECORDS HISTORY MEDIA

GAME 29 • AUBURN 65, (#16/14) KENTUCKY 53

Feb. 28, 2010 • Auburn, Ala. • Beard-Eaves Memorial Coliseum • att: 4,614

Kentucky 53 • 23-6, 11-5 SEC

#	Player	Total			3-Ptr			Rebounds			PF	TP	A	TO	Bk	Stl	Min
		FG-FGA	FG-FGA	FT-FTA	Off	Def	Total	Off	Def	Total							
25	Franklin, Amani	f	0-6	0-2	1-2	1	5	6	3	1	0	2	2	0	1	32	
04	Dunlap, Victoria	f	2-15	0-0	0-0	2	3	5	4	4	2	2	2	0	2	32	
01	Mathies, A'dia	g	9-14	1-1	1-1	2	3	5	2	20	2	2	1	2	31		
04	Snowden, Keyla	g	1-7	1-5	0-0	0	0	0	0	3	0	1	0	0	19		
24	Smith, Amber	g	7-10	2-2	1-2	1	3	4	3	17	4	3	0	4	38		
05	Morrow, Carly	g	0-1	0-1	0-0	0	0	0	0	1	0	1	3	0	10		
23	Gray, Rebecca	g	3-7	2-6	0-0	0	2	2	1	8	2	3	0	2	26		
40	Henderson, Brittany	g	0-1	0-0	0-0	2	0	2	3	0	1	1	0	1	12		
Team					2		1		3								
Totals			22-61	6-17	3-5	10	17	27	17	53	12	17	1	13	200		

FG % 1st Half:	9-30	30.0%	2nd half:	13-31	41.9%	Game:	22-61	36.1%	Deadball	
3FG % 1st Half:	2-8	25.0%	2nd half:	4-9	44.4%	Game:	6-17	35.3%	Rebounds	2
FT % 1st Half:	1-2	50.0%	2nd half:	2-3	66.7%	Game:	3-5	60.0%		

Auburn 65 • 14-15, 5-11 SEC

#	Player	Total			3-Ptr			Rebounds			PF	TP	A	TO	Bk	Stl	Min
		FG-FGA	FG-FGA	FT-FTA	Off	Def	Total	Off	Def	Total							
14	Alverson, Blanche	f	0-5	0-3	4-4	1	2	3	2	4	2	2	2	1	23		
21	Greenleaf, Jordan	f	3-6	0-0	4-5	6	2	8	1	10	3	1	0	2	40		
01	Toles, Morgan	g	3-10	0-0	1-2	0	1	1	3	7	4	6	0	1	30		
04	Simmons, Parrisha	g	2-4	0-0	1-1	3	3	6	1	5	2	2	0	2	24		
05	Smalley, Aili	g	10-18	2-6	4-4	1	5	6	1	26	0	3	0	4	34		
02	Jennings, Morgan	g	0-2	0-0	0-0	0	1	1	2	0	2	0	0	1	12		
05	Morrow, Carly	g	0-0	0-0	0-0	0	4	4	0	0	0	1	3	1	12		
33	Carrier, KeKe	g	6-9	0-0	1-2	1	6	7	0	13	2	7	4	0	25		
Team					2		5		7								
Totals			24-54	2-9	15-18	14	29	43	10	65	15	22	9	12	200		

FG % 1st Half:	11-29	37.9%	2nd half:	13-25	52.0%	Game:	24-54	44.4%	Deadball	
3FG % 1st Half:	0-5	0.0%	2nd half:	2-4	50.0%	Game:	2-9	22.2%	Rebounds	2
FT % 1st Half:	5-5	100.0%	2nd half:	10-13	76.9%	Game:	15-18	83.3%		

Officials: Dee Kantner (R), Jesse Dickerson, Daryll Humphrey
 Technical fouls: Kentucky-None. Auburn-None.
 Attendance: 4614
 Final regular-season women's basketball game in Beard-Eaves-Memorial Coliseum

Score by periods	1st	2nd	Total
Kentucky	21	32	53
Auburn	27	38	65

Last FG - KENTUCKY 2nd-01:56, AU 2nd-01:00.
 Largest lead - KENTUCKY by 4 1st-18:28, AU by 15 2nd-14:20.

Points	In	Off	2nd	Fast	Bench
KENTUCKY	Paint	T/O	Chance	Break	
26	21	1	8	8	
AU	32	21	9	2	13

Score tied - 1 time.
 Lead changed - 1 time.

GAME 30 • (#19/18) KENTUCKY 65, AUBURN 54

March 5, 2010 • Duluth, Ga. • SEC Tournament
 The Arena at Gwinnett Center • att: 5,012

Auburn 54 • 15-16, 1-1

#	Player	Total			3-Ptr			Rebounds			PF	TP	A	TO	Bk	Stl	Min
		FG-FGA	FG-FGA	FT-FTA	Off	Def	Total	Off	Def	Total							
14	Alverson, Blanche	f	2-9	1-5	2-2	2	5	7	2	7	4	2	2	0	35		
21	Greenleaf, Jordan	f	3-5	0-0	0-0	3	5	8	2	6	3	3	0	1	39		
01	Toles, Morgan	g	6-12	0-0	1-4	1	3	4	4	13	3	7	1	0	38		
04	Simmons, Parrisha	g	0-1	0-0	0-0	0	2	2	1	0	1	0	1	12			
05	Smalley, Aili	g	4-14	1-6	2-4	1	3	4	4	11	2	4	1	1	37		
02	Jennings, Morgan	g	1-1	0-0	0-0	0	2	2	0	2	0	1	0	0	5		
20	West, Pascale	g	0-2	0-0	0-0	0	1	1	0	1	0	0	0	0	8		
23	Hilliard, Chantel	g	3-6	0-0	0-0	0	1	1	1	6	1	0	0	0	10		
33	Carrier, KeKe	g	4-6	0-0	1-2	1	3	4	9	1	2	3	0	16			
Team					2		4		6								
Totals			23-56	2-11	6-12	10	29	39	19	54	16	20	7	3	200		

FG % 1st Half:	12-26	46.2%	2nd half:	11-30	36.7%	Game:	23-56	41.1%	Deadball	
3FG % 1st Half:	0-5	0.0%	2nd half:	2-6	33.3%	Game:	2-11	18.2%	Rebounds	3
FT % 1st Half:	1-5	20.0%	2nd half:	5-7	71.4%	Game:	6-12	50.0%		

Kentucky 65 • 24-6, 1-0

#	Player	Total			3-Ptr			Rebounds			PF	TP	A	TO	Bk	Stl	Min
		FG-FGA	FG-FGA	FT-FTA	Off	Def	Total	Off	Def	Total							
34	Dunlap, Victoria	f	10-19	1-2	3-5	0	6	6	2	24	2	2	4	3	34		
01	Mathies, A'dia	g	6-11	1-1	2-2	3	4	7	3	15	3	1	2	34			
04	Snowden, Keyla	g	1-4	1-2	0-0	0	0	0	2	3	0	2	0	1	17		
24	Smith, Amber	g	2-9	0-1	0-1	0	3	3	1	4	5	3	0	3	34		
25	Franklin, Armani	g	2-4	1-2	1-2	2	1	3	2	6	3	1	0	1	29		
05	Morrow, Carly	g	0-1	0-1	0-0	0	0	0	0	0	0	0	0	0	2		
12	Watkins, Lydia	g	1-4	0-1	2-3	1	7	8	2	4	2	3	0	0	24		
23	Gray, Rebecca	g	3-6	1-4	0-0	0	0	0	2	7	1	0	1	0	20		
40	Henderson, Brittany	g	0-0	0-0	2-2	0	0	0	2	0	1	0	0	0	6		
Team					2		5		5								
Totals			25-58	5-14	10-15	8	24	32	15	65	16	14	6	10	200		

FG % 1st Half:	13-30	43.3%	2nd half:	12-28	42.9%	Game:	25-58	43.1%	Deadball	
3FG % 1st Half:	2-8	25.0%	2nd half:	3-6	50.0%	Game:	5-14	35.7%	Rebounds	1,2
FT % 1st Half:	4-8	50.0%	2nd half:	6-7	85.7%	Game:	10-15	66.7%		

Officials: Bryan Entlerline, Scott Yarbrough, Wesley Dean
 Technical fouls: Auburn-None. Kentucky-None.
 Attendance: 5012
 2010 Womens SEC Tournament Quarterfinals

Score by periods	1st	2nd	Total
Auburn	25	29	54
Kentucky	32	33	65

Points	In	Off	2nd	Fast	Bench
KENTUCKY	Paint	T/O	Chance	Break	
38	22	11	14	13	

Last FG - AU 2nd-00:56, KENTUCKY 2nd-04:50.
 Largest lead - AU by 5 1st-11:53, KENTUCKY by 15 2nd-05:56.

Score tied - 3 times.
 Lead changed - 2 times.

GAME 31 • (#19/18) KENTUCKY 76, MISSISSIPPI STATE 65

March 6, 2010 • Duluth, Ga. • SEC Tournament
 The Arena at Gwinnett Center • att: 6,148

Mississippi State 65 • 19-12, 1-1

#	Player	Total			3-Ptr			Rebounds			PF	TP	A	TO	Bk	Stl	Min
		FG-FGA	FG-FGA	FT-FTA	Off	Def	Total	Off	Def	Total							
10	Mkangang, Chanel	f	5-12	0-2	3-4	1	5	6	4	13	0	3	4	1	35		
02	Rack, Alexis	g	2-8	0-3	0-0	0	1	1	4	4	7	5	0	0	26		
05	Lumamu, Armelle	g	7-15	0-1	4-11	0	7	7	4	18	2	10	0	6	37		
23	Grimes, Tysheka	g	6-10	3-4	4-4	2	4	6	4	19	2	4	0	0	34		
33	Govero, Mary Kathryn	g	4-6	1-3	0-0	1	5	6	4	9	1	3	0	0	37		
00	Kalonda, Rima	g	0-0	0-0	0-0	0	0	0	0	0	0	0	0	0	7		
03	Johnson, Diember	g	1-1	0-0	0-0	0	1	1	2	2	2	3	0	0	22		
14	Washington, Bethany	g	0-0	0-0	0-0	0	0	0	0	0	0	0	0	0	1		
24	Jones, Ashley	g	0-0	0-0	0-0	0	1	1	0	0	0	0	0	0	1		
Team					2		4		6								
Totals			25-52	4-13	11-19	6	28	34	23	65	14	28	4	7	200		

FG % 1st Half:	13-30	43.3%	2nd half:	12-22	54.5%	Game:	25-52	48.1%	Deadball	
3FG % 1st Half:	2-7	28.6%	2nd half:	2-6	33.3%	Game:	4-13	30.8%	Rebounds	4
FT % 1st Half:	7-9	77.8%	2nd half:	4-10	40.0%	Game:	11-19	57.9%		

Kentucky 76 • 25-6, 2-0

#	Player	Total			3-Ptr			Rebounds			PF	TP	A	TO	Bk	Stl	Min
		FG-FGA	FG-FGA	FT-FTA	Off	Def	Total	Off	Def	Total							
34	Dunlap, Victoria	f	9-17	0-0	4-6	5	4	9	4	22	1	4	5	5			



UK HOOPS
 KENTUCKY
 OUTLOOK
 WILDCATS
 STAFF
 REVIEW
 RECORDS
 HISTORY
 MEDIA

GAME 33 • (#19/15)KENTUCKY 83, LIBERTY 77

March 20, 2010 • Louisville, Ky. • NCAA Tournament • Freedom Hall • att: 3,560

LIBERTY 77 • 27-6

#	Player	f	Total			3-Ptr			Rebounds			PF	TP	A	TO	Bk	Stl	Min
			FG-FGA	FG-FGA	FT-FTA	Off	Def	Off	Def	Off	Def							
15	BEECHER, Kylee	f	7-12	0-1	2-3	4	3	7	1	16	0	2	0	0	0	0	36	
40	BROWN, Devon	f	9-14	1-3	5-7	1	2	3	5	24	1	3	0	2	35	35		
23	WARLEY, Aveny	c	6-11	0-0	1-2	7	7	14	5	17	0	2	1	0	28	28		
21	WAYS, Amber	g	2-5	0-1	0-0	0	0	0	4	4	4	8	0	2	27	27		
21	McLEOD, Rachel	g	0-4	0-0	0-0	1	0	1	0	0	0	2	0	0	13	13		
01	WASHINGTON, LaKendra	g	0-4	0-2	2-2	1	0	1	1	2	0	0	0	2	9	9		
11	ANTIC, Jelena	g	4-7	1-2	1-2	2	5	7	4	10	1	0	0	0	26	26		
12	DALE, Danika	g	0-0	0-0	0-0	1	1	2	1	0	1	1	0	0	5	5		
25	MORGAN, Dymond	g	2-7	0-0	0-0	0	1	1	3	4	1	2	0	2	21	21		
Team						1	2	3										
Totals			32-64	2-9	11-16	17	21	38	25	77	8	22	1	8	200	200		

FG % 1st Half: 15-32 46.9% 2nd half: 17-32 53.1% Game: 32-64 50.0%
 3FG % 1st Half: 0-4 0.0% 2nd half: 2-5 40.0% Game: 2-9 22.2%
 FT % 1st Half: 5-6 83.3% 2nd half: 6-10 60.0% Game: 11-16 68.8%

KENTUCKY 83 • 26-7

#	Player	f	Total			3-Ptr			Rebounds			PF	TP	A	TO	Bk	Stl	Min
			FG-FGA	FG-FGA	FT-FTA	Off	Def	Off	Def	Off	Def							
04	Snowden, Keyla	f	4-7	4-7	3-4	0	0	0	2	15	0	1	0	0	28	28		
25	Franklin, Amani	f	4-6	1-1	0-0	1	2	3	2	9	0	1	0	2	18	18		
34	Dunlap, Victoria	c	3-9	0-0	9-10	2	6	8	2	15	3	1	0	5	37	37		
01	Mathies, A'dia	g	9-15	2-3	12-17	1	3	4	32	2	5	1	4	38	38			
24	Smith, Amber	g	1-4	0-0	1-2	0	0	0	2	3	7	5	0	1	31	31		
05	Morrow, Carly	g	0-0	0-0	0-0	0	1	1	0	0	0	0	0	0	6	6		
12	Watkins, Lydia	g	3-6	0-0	1-3	1	5	6	3	7	2	0	1	4	22	22		
23	Gray, Rebecca	g	1-2	0-0	0-0	1	0	1	2	2	1	1	0	0	15	15		
40	Henderson, Brittany	g	0-0	0-0	0-0	3	0	3	0	0	1	0	0	0	5	5		
Team						0	0	0										
Totals			25-49	7-11	26-36	9	17	26	17	83	15	15	2	16	200	200		

FG % 1st Half: 12-31 38.7% 2nd half: 13-18 72.2% Game: 25-49 51.0%
 3FG % 1st Half: 2-5 40.0% 2nd half: 5-8 62.5% Game: 7-11 63.6%
 FT % 1st Half: 7-8 87.5% 2nd half: 19-28 67.9% Game: 26-36 72.2%

Officials: Laura Morris, Jesse Dickerson, Karen Preato
 Technical fouls: LIBERTY-None. KENTUCKY-None.
 Attendance: 3560

Score by periods	1st	2nd	Total
LIBERTY	35	42	77
KENTUCKY	33	50	83

Points	In	Off	2nd	Fast	Bench
LIBERTY	54	17	19	6	16
KENTUCKY	30	22	5	2	9

Lead FG - LIBERTY 2nd-00.00, KENTUCKY 2nd-05.19.
 Largest lead - KENTUCKY by 9 1st-16:15, KENTUCKY by 11 2nd-04:49.

Score tied - 9 times.
 Lead changed - 9 times.

GAME 34 • (#19/15) KENTUCKY 70, (#24/25) MICHIGAN ST. 52

March 22, 2010 • Louisville, Ky. • NCAA Tournament • Freedom Hall • att: 3,361

Kentucky 63 • 22-9

#	Player	f	Total			3-Ptr			Rebounds			PF	TP	A	TO	Bk	Stl	Min
			FG-FGA	FG-FGA	FT-FTA	Off	Def	Off	Def	Off	Def							
32	Humphrey, Jennifer	f	2-4	0-0	0-0	3	1	4	2	4	5	3	1	1	34	34		
04	Elliott, Sarah	c	4-11	0-0	0-0	2	4	6	5	8	0	2	2	2	24	24		
00	Ormerod, Carly	g	5-11	3-7	0-0	1	4	5	2	15	6	1	1	2	37	37		
11	Mahoney, Samantha	g	3-10	1-2	0-0	2	3	5	3	7	2	2	0	0	33	33		
20	Bowman, Chante	g	2-4	0-0	0-0	0	0	0	4	0	3	0	1	13	13			
01	Roddy, Eleia	g	5-8	0-0	0-0	2	6	8	2	10	0	1	3	0	22	22		
10	Alicus, Nastassia	g	1-2	1-2	0-0	0	0	0	0	0	2	2	0	0	11	11		
33	Pfleifer, Jenny	g	3-12	2-9	4-4	0	0	0	2	12	0	0	0	2	26	26		
Team						0	5	5										
Totals			26-62	7-20	4-4	10	23	33	16	63	15	14	7	8	200	200		

FG % 1st Half: 14-29 48.3% 2nd half: 12-33 36.4% Game: 26-62 41.9%
 3FG % 1st Half: 4-10 40.0% 2nd half: 3-10 30.0% Game: 7-20 35.0%
 FT % 1st Half: 2-2 100.0% 2nd half: 2-2 100.0% Game: 4-4 100.0%

#1617 Michigan State 67 • 24-9

#	Player	f	Total			3-Ptr			Rebounds			PF	TP	A	TO	Bk	Stl	Min
			FG-FGA	FG-FGA	FT-FTA	Off	Def	Off	Def	Off	Def							
05	AITCH, Lauren	g	0-0	0-0	0-0	0	0	0	0	0	0	0	0	0	1	1		
13	DAVIDSON, Courtney	g	0-1	0-0	0-0	0	1	1	0	0	1	1	0	0	13	13		
20	BOWEN, Lindsay	g	3-10	1-5	2-2	1	3	4	3	9	3	3	0	0	33	33		
22	JEFFERSON, Aisha	g	8-14	0-0	0-2	4	2	6	0	16	0	2	1	1	30	30		
24	HAYNES, Rene	g	4-8	0-2	1-2	1	4	5	1	9	4	2	1	4	34	34		
31	LUCAS-PERRY, Victori	g	3-8	2-4	5-6	1	8	9	1	13	1	2	2	0	36	36		
22	SHIMEK, Liz	g	4-13	0-1	4-5	4	4	8	0	12	3	1	0	0	34	34		
54	HALL, Laura	g	3-5	0-0	2-2	0	1	1	0	8	0	1	0	0	19	19		
Team						3	3	6										
Totals			25-59	3-12	14-19	14	26	40	5	67	12	13	4	5	200	200		

FG % 1st Half: 15-35 42.9% 2nd half: 10-24 41.7% Game: 25-59 42.4%
 3FG % 1st Half: 1-7 14.3% 2nd half: 2-5 40.0% Game: 3-12 25.0%
 FT % 1st Half: 2-4 50.0% 2nd half: 12-15 80.0% Game: 14-19 73.7%

Officials: Cameron Inouye, Albert Titus, Bryan Brunette
 Technical fouls: KENTUCKY-None. #1617 Michigan State-None.
 Attendance: 3212
 Sarah Elliott (UK) fouled out at :16.0 of second half
 Michigan State advances to next week's Round of 16

Score by periods	1st	2nd	Total
Kentucky	34	29	63
#1617 Michigan State	33	34	67

Lead FG - UK 2nd-03:36, MSU 2nd-04:20.
 Largest lead - UK by 9 2nd-16:51, MSU by 6 1st-10:37.

Score tied - 8 times.
 Lead changed - 11 times.

GAME 35 • (#19/15) KENTUCKY 76, (#4/4) NEBRASKA 67

March 28, 2010 • Kansas City, Mo. • NCAA Tournament
 Sprint Center • att: 5,907

Kentucky 76 • 27-7

#	Player	f	Total			3-Ptr			Rebounds			PF	TP	A	TO	Bk	Stl	Min
			FG-FGA	FG-FGA	FT-FTA	Off	Def	Off	Def	Off	Def							
34	Dunlap, Victoria	f	7-13	0-1	4-9	2	5	7	2	18	3	4	1	0	37	37		
01	Mathies, A'dia	g	9-18	3-4	0-0	2	2	4	4	21	0	2	2	3	36	36		
04	Snowden, Keyla	g	5-10	3-6	0-0	0	4	4	4	13	1	5	0	1	35	35		
24	Smith, Amber	g	3-8	0-1	0-0	2	2	4	3	6	7	1	0	4	35	35		
25	Franklin, Amani	g	2-5	1-2	0-1	1	5	6	4	5	0	1	0	1	19	19		
12	Watkins, Lydia	g	3-5	1-1	0-0	3	3	6	3	7	2	0	0	1	20	20		
23	Gray, Rebecca	g	1-2	0-1	1-1	0	0	0	0	3	2	1	0	0	13	13		
40	Henderson, Brittany	g	1-1	0-0	1-1	1	1	2	1	3	0	1	0	0	5	5		
Team						2	3	5										
Totals			31-62	8-16	6-12	13	23	36	21	76	15	16	3	10	200	200		

FG % 1st Half: 17-30 56.7% 2nd half: 14-32 43.8% Game: 31-62 50.0%
 3FG % 1st Half: 5-10 50.0% 2nd half: 3-6 50.0% Game: 8-16 50.0%
 FT % 1st Half: 4-6 66.7% 2nd half: 2-6 33.3% Game: 6-12 50.0%


No. 414 Nebraska 67 • 32-2

#	Player	f	Total			3-Ptr			Rebounds			PF	TP	A	TO	Bk	Stl	Min
			FG-FGA	FG-FGA	FT-FTA	Off	Def	Off	Def	Off	Def							
23	Griffin, Kelsey	f	5-12	0-0	5-5	4	8	12	3	15	2	3	2	1	37	37		
00	Montgomery, Cory	f	6-9	1-2	1-2	0	1	1	1	14	0	2	0	0	31	31		
00	Moore, Lindsey	g	4-8	2-3	0-0	0	2	2	1	10	2	3	0	1	37	37		
22	Turner, Yvonne	g	1-8	1-5	1-3	0	1	1	5	4	2	4	0	1	33	33		
24	Kelley, Dominique	g	8-13	1-1	5-8	1	1	2	2	22	3	4	0	1	35	35		
11	Neals, Nicole	g	0-1	0-1	0-0	0	0	0	0	1	0	0	0	1	11	11		



DEPARTED SENIORS

#25 Amani Franklin • G • 5-11 • Stone Mountain, Ga. (Redan HS)



Amani Franklin concluded her UK career having played in 127 career games with 77 starts ... Played in four consecutive postseason tournaments (1 NCAA and three WNITs) ... Known for her willingness to play any position on the floor ... Despite battling chronic knee pain in her surgically repaired left knee, she had one of her best seasons at UK as a senior, averaging 7.3 points and a career-best 6.3 rebounds and 1.3 steals per game ... Ranks second on UK's career list for free-throw shooting percentage, hitting 82.4 percent (192-of-233) ... Scored in double-figures 35 times in her career with four 20-plus point games ... Nearing the 1,000-point mark, totaling 910 career points ... Nine career games with double-figure rebounds and seven career double-doubles, including three during her senior year ... Started in all 36 games as a senior, helping lead the Wildcats to one of their most impressive seasons in school history with an NCAA Elite Eight finish ... Her most

impressive game came as a junior against SEC foe South Carolina on March 1, 2009 when she netted a career-high 28 points, including 21 points in the second half ... She hit 9-of-14 from the floor, including 4-of-4 from the perimeter and 6-of-6 from the free-throw line, giving the Cats a 70-53 win in Columbia, S.C. ... Graduated with a degree in agriculture economics with a minor in business.

CAREER HIGHS	
Points:	28 vs. South Carolina 3/1/09
FGM:	9 vs. South Carolina 3/1/09
FGA:	18 vs. Tennessee 2/19/09
FTM:	9 vs. Western Kentucky 12/4/08
FTA:	9 vs. Western Kentucky 12/4/08
3FGM:	5 vs. UCSB 12/21/08
3FGA:	8 at SEC Tournament 3/5/09
O-Rebounds:	7, twice, last vs. Vanderbilt 1/10/10
D-Rebounds:	10 vs. Morehead State 11/17/09
Total Rebounds:	13 vs. IUPUI 12/30/08
Assists:	5, twice, last at Arkansas 2/7/10
Blocks:	2, four times, last vs. Miss. Valley St. 1/1/10
Steals:	4, twice, last vs. Auburn 1/25/10
Minutes:	39 at Chattanooga 3/19/09

MISC. CAREER STATS	
Times in Double Figures (Points):	35
Times in Double Figures (Rebs.):	9
Double-Doubles:	7
Led UK in scoring:	14
Led UK in rebounding:	16



AMANI FRANKLIN'S CAREER STATS

Year	GP-GS	MIN	FG-FGA	PCT	3FG-FGA	PCT	FT-FTA	PCT	OFF-DEF	TOT/AVG	PF-FO	A	TO	BLK	ST	PTS/AVG
06-07	27-0	242-9.0	28-85	.329	11-42	.262	13-17	.765	17-28	45-1.7	32-0	8	22	3	4	80-3.0
07-08	32-16	685-21.4	66-204	.324	19-67	.284	56-69	.812	31-88	119-3.7	64-2	28	68	6	11	207-6.5
08-09	32-25	905-28.3	123-344	.358	46-125	.368	69-78	.885	49-109	158-4.9	75-1	41	71	9	36	361-11.3
09-10	36-36	943-26.2	95-260	.365	18-70	.257	54-69	.783	79-148	227-6.3	94-1	19	42	13	46	262-7.3
TOTAL	127-77	2775-21.9	312-893	.349	94-304	.309	192-233	.824	176-373	549-4.3	265-4	96	203	31	97	910-7.2

UK HOOPS KENTUCKY OUTLOOK WILDCATS STAFF REVIEW RECORDS HISTORY MEDIA



DEPARTED SENIORS

#12 Lydia Watkins • G/F • 6-1 • Hopkinsville, Ky. (Christian County HS)



Lydia Watkins played in 102 career games with five starts in her four-year career ... After battling back and knee injuries, and giving birth to her son Jaylen in April of 2009, Watkins returned for her senior season with a vengeance ... She helped lead UK to one the most successful seasons in school history, averaging a career-best 6.5 points per game while grabbing a career-high 143 rebounds and 40 steals ... She provided a spark off the bench for the Wildcats at the four-spot, playing in 32 games with three starting assignments in 2009-10 ... She came off the bench to record seven points, six rebounds and a career-high-tying four steals vs. Liberty in the first round of the NCAA Tournament ... Poured in a career-high 19 points on 6-of-9 field-goal shooting and 7-of-7 shooting from the foul line to go with nine rebounds against Florida on Feb. 18, 2010 ... Notched her first and only career double-double with 16 points and a career-high 16 rebounds vs. Middle

Tennessee in the second round of the WNIT as a sophomore ... Despite playing with six screws in her back due to a high school injury, Watkins was one of UK's leading charge-takers during her career ... She graduated in May of '10 with a degree in sociology.

CAREER HIGHS

Points:	19 vs. Florida 2/18/10
FGM:	7 vs. Yale 11/28/08
FGA:	13 vs. MTSU 3/21/08
FTM:	13 vs. South Alabama 12/30/07
FTA:	13 vs. South Alabama 12/30/07
3FGM:	2, three times, last vs. Louisville 12/14/08
3FGA:	3, twice, last vs. Chattanooga 11/22/09
O-Rebounds:	6 vs. MTSU 3/21/08
D-Rebounds:	10 vs. MTSU 3/21/08
Total Rebounds:	16 vs. MTSU 3/21/08
Assists:	3 vs. Washington State 11/10/06
Blocks:	2 vs. Alabama 1/17/10
Steals:	4, three times, last vs. Liberty 3/20/10
Minutes:	29, twice, last vs. Georgia 1/7/10

MISC. CAREER STATS

Times in Double Figures (Points):	13
Times in Double Figures (Rebs.):	5
Double-Doubles:	1
Led UK in scoring:	5
Led UK in rebounding:	11



LYDIA WATKIN'S CAREER STATS

Year	GP-GS	MIN	FG-FGA	PCT	3FG-FGA	PCT	FT-FTA	PCT	OFF-DEF	TOT/AVG	PF-FO	A	TO	BLK	ST	PTS/AVG
2006-07	33-0	325/9.8	34-76	.447	3-9	.333	28-44	.636	30-66	96/2.9	38-0	13	27	3	16	99/3.0
2007-08	27-0	342/12.7	36-88	.409	7-17	.412	41-57	.719	32-71	103/3.8	49-0	15	33	2	16	120/4.4
2008-09	10-2	165/16.5	21-41	.512	3-11	.273	9-13	.692	12-35	47/4.7	17-0	3	19	3	12	54/5.4
2009-10	32-3	537/16.8	72-141	.511	4-12	.333	60-85	.706	46-97	143/4.5	61-0	15	38	9	40	208/6.5
TOTAL	102-5	1369/13.4	163-346	.471	17-49	.347	138-199	.693	120-269	389/3.8	165-0	46	117	17	84	481/4.7



SARAH BETH



KASTINE



SAMANTHA



RECORDS



YEAR-BY-YEAR TEAM STATISTICS

UK HOOPS

Season	G	FG-FGA	FG%	3FG-3FGA	3FG%	FT-FTA	FT%	Reb-Avg	PF-D	A	TO	BS	St	Pts	Avg
1977-78															
UK	35	1096-2550	43.0	--	--	541-859	63.0	1426-40.7	747--	480	794	--	--	2733	78.0
Opp.	35	1012-2537	40.0	--	--	509-780	65.2	1186-33.9	793--	362	686	--	--	2533	72.4

KENTUCKY

1978-79															
UK	29	798-1870	42.7	--	--	400-598	66.9	1223-42.2	600-18	390	721	72	279	1996	68.4
Opp.	20	791-1806	43.8	--	--	396-616	64.3	1094-37.7	540-16	425	594	96	278	1978	68.2

OUTLOOK

1979-80															
UK	29	983-2049	48.0	--	--	455-681	66.8	1413-48.7	656-25	509	583	107	280	2421	83.5
Opp.	29	738-1815	40.7	--	--	459-684	67.1	935-32.2	603-30	320	576	83	225	1908	65.8

WILDCATS

1980-81															
UK	31	1004-2013	49.8	--	--	486-701	69.3	1340-43.2	665-23	590	595	116	344	2494	80.4
Opp.	31	816-1986	41.0	--	--	417-625	66.7	1136-36.6	674-23	399	628	65	255	2049	66.0

STAFF

1981-82															
UK	32	1045-2140	48.8	--	--	454-667	68.0	1377-43.0	544-10	665	574	97	268	2544	79.5
Opp.	32	963-2198	43.8	--	--	317-500	63.4	1225-38.2	636-21	584	572	115	233	2243	70.0

REVIEW

1982-83															
UK	28	929-1813	51.2	--	--	477-669	71.3	1169-41.7	509-12	536	522	87	235	2335	83.4
Opp.	28	800-1844	43.4	--	--	373-532	70.1	1007-36.0	620-34	390	555	58	212	1973	70.5

RECORDS

1983-84															
UK	28	897-1747	51.3	--	--	328-416	78.8	984-35.1	547-20	511	578	68	243	2122	75.8
Opp.	28	814-1800	45.2	--	--	378-562	67.2	995-35.5	490-14	390	502	45	234	2006	71.6

HISTORY

1984-85															
UK	28	802-1728	46.4	--	--	358-274	75.5	1083-38.7	511-12	409	558	95	269	1962	70.0
Opp.	28	747-1722	43.0	--	--	366-507	72.2	993-35.5	477-12	314	536	60	223	1860	66.4

MEDIA

1985-86															
UK	29	987-1926	51.2	--	--	349-481	72.7	1103-38.0	497-14	575	596	101	341	2323	80.1
Opp.	29	864-1840	46.9	--	--	312-479	65.1	1027-35.4	473-16	430	640	71	258	2040	70.3



The 1981-82 team posted a 24-8 overall record and captured the SEC Tournament title for the first and only time in school history.



Season	G	FG-FGA	FG%	3FG-3FGA	3FG%	FT-FTA	FT%	Reb-Avg	PF-D	A	TO	BS	St	Pts	Avg
1986-87															
UK	28	841-1732	48.6	--	--	351-471	74.5	1101-39.3	465-6	461	558	88	272	2033	72.6
Opp.	28	764-1784	42.8	--	--	349-528	66.1	994-35.5	483-17	407	494	78	264	1877	67.0
1987-88															
UK	29	863-1954	44.2	54-150	36.0	368-511	72.0	1196-41.2	566-19	478	528	82	253	2148	74.1
Opp.	29	880-1988	44.3	50-147	34.0	433-646	67.0	1252-43.2	533-15	494	495	109	304	2243	77.3
1988-89															
UK	28	802-1822	44.0	78-210	37.1	384-555	69.2	1094-39.1	556-12	391	572	62	275	2066	73.8
Opp.	28	814-1825	44.6	39-131	29.8	426-634	67.2	1212-43.3	532-15	375	576	75	280	2093	74.8
1989-90															
UK	31	971-2084	46.6	38-128	29.7	560-853	65.7	1340-43.2	621-14	567	603	78	372	2540	81.9
Opp.	31	767-1906	40.2	90-224	40.2	419-645	65.0	1277-41.2	728-34	433	790	92	279	2043	65.9
1990-91															
UK	29	861-2024	42.5	134-401	33.4	476-697	68.3	1314-45.3	568-6	427	575	97	382	2332	80.4
Opp.	29	769-1868	41.2	69-219	31.5	425-655	64.9	1231-42.4	593-13	428	649	67	316	2032	70.1
1991-92															
UK	30	753-1816	41.5	157-466	33.7	543-782	69.4	1177-39.2	588--	319	594	71	314	2206	73.5
Opp.	30	818-1919	42.6	101-313	32.3	432-641	67.4	1278-42.6	618--	396	603	85	305	2169	72.3
1992-93															
UK	28	719-1802	39.9	134-502	30.7	342-519	65.9	1173-41.9	555-2	353	518	71	324	1934	69.1
Opp.	28	600-1574	38.1	77-277	27.8	398-601	66.2	1127-40.3	502--	278	640	73	282	1675	59.8
1993-94															
UK	28	786-1918	41.0	156-464	33.6	453-656	69.1	1195-42.7	610-0	434	526	76	345	2181	77.9
Opp.	28	703-1695	41.5	144-417	34.5	457-668	68.4	1179-42.1	571--	378	666	98	254	2007	71.7
1994-95															
UK	28	682-1753	38.9	164-548	29.9	310-464	66.8	1100-39.3	502-3	346	457	61	271	1838	65.6
Opp.	28	628-1555	40.4	108-387	27.9	394-568	69.4	1106-39.5	480--	315	552	56	220	1758	62.8
1995-96															
UK	27	605-1496	40.4	127-416	30.5	335-479	69.9	984-36.4	425-9	370	546	28	213	1672	61.9
Opp.	27	708-1631	43.4	140-378	37.0	301-421	71.5	987-36.6	432--	414	460	70	254	1857	68.8
1996-97															
UK	27	602-1491	40.4	107-318	33.6	346-490	70.6	974-36.1	530-12	363	586	35	216	1657	61.4
Opp.	27	679-1599	42.5	102-326	31.3	377-536	70.3	1013-37.5	463--	354	503	69	288	1937	68.0
1997-98															
UK	28	661-1550	42.6	91-291	31.3	361-545	66.2	1020-36.4	585-14	345	732	90	251	1774	63.4
Opp.	28	675-1636	41.3	95-341	27.9	462-693	66.7	1065-38.0	492--	370	626	68	288	1907	68.1
1998-99															
UK	32	858-1935	44.3	136-392	34.7	514-805	63.9	1280-40.0	698-21	465	622	115	277	2366	73.9
Opp.	32	761-1897	40.1	125-428	29.2	565-817	69.2	1195-37.3	647--	281	609	82	236	2212	69.1
1999-2000															
UK	29	756-1718	44.0	99-315	31.4	309-501	61.7	1052-36.3	560-16	374	595	130	317	1920	66.2
Opp.	29	654-1661	39.4	98-359	27.3	383-566	67.7	1101-38.0	484--	313	651	71	220	1789	61.7

UK HOOPS
KENTUCKY
OUTLOOK
WILDCATS
STAFF
REVIEW
RECORDS
HISTORY
MEDIA



UK HOOPS

KENTUCKY

OUTLOOK

WILDCATS

STAFF

REVIEW

RECORDS

HISTORY

MEDIA

Season	G	FG-FGA	FG%	3FG-3FGA	3FG%	FT-FTA	FT%	Reb-Avg	PF-D	A	TO	BS	St	Pts	Avg
2000-01															
UK	27	644-1601	40.2	48-178	27.0	304-478	63.6	932-34.5	553-22	306	588	56	270	1640	60.7
Opp.	27	756-1600	47.3	110-334	32.9	432-618	69.9	1050-38.9	453--	415	543	83	251	2054	76.1
2001-02															
UK	29	748-1713	43.7	97-320	30.3	275-439	62.6	991-34.2	549-13	412	612	63	331	1868	64.4
Opp.	29	743-1681	44.2	127-400	31.8	412-621	66.3	1077-37.1	424--	209	611	76	273	2025	69.8
2002-03															
UK	27	671-1581	42.4	158-416	38.0	277-404	68.6	979-36.3	513-15	329	529	91	219	1777	65.8
Opp.	27	688-1686	40.8	154-463	33.3	381-570	66.8	1064-39.4	398--	392	444	88	234	1911	70.8
2003-04															
UK	28	675-1669	40.4	121-391	30.9	392-533	73.5	1035-37.0	483-11	483	457	52	201	1863	66.5
Opp.	28	709-1701	41.7	154-543	28.4	332-490	67.8	1086-38.8	517--	338	465	110	172	1904	68.0
2004-05															
UK	34	867-1969	44.0	162-475	34.1	452-631	71.6	1334-39.2	532-7	406	553	125	223	2348	69.1
Opp.	34	788-2044	38.6	173-554	31.2	395-581	68.0	1204-35.4	564--	372	518	117	231	2144	63.1
2005-06															
UK	31	774-1834	42.2	149-433	34.4	438-636	.689	1284-41.4	530-8	424	525	135	195	2135	68.9
Opp.	31	702-1836	38.2	128-454	28.2	387-569	.680	1073-34.6	563--	327	487	133	231	1919	61.9
2006-07															
UK	34	888-2091	42.5	155-524	29.6	461-685	67.4	1400-41.2	596-12	455	545	152	227	2392	70.4
Opp.	34	760-2032	37.4	133-438	30.4	463-647	71.6	1243-36.6	616--	328	555	116	230	2116	62.2
2007-08															
UK	33	721-1908	37.8	124-420	29.5	458-714	64.1	1319-40.0	566-3	350	581	141	205	2024	61.3
Opp.	33	756-1970	38.4	143-460	31.1	410-617	66.5	1265-38.8	615--	337	542	115	237	2065	62.6
2008-09															
UK	32	712-1882	.378	141-477	.296	459-649	.707	1313-41.0	525-7	319	566	113	222	2024	63.2
Opp.	32	718-1838	.391	144-457	.315	378-541	.699	1158-36.2	571--	330	541	134	245	1958	61.2
2009-10															
UK	36	922-2216	.416	187-588	.318	631-891	.708	1368-38.0	659-12	442	559	145	418	2662	73.9
Opp.	36	775-1991	.389	138-473	.292	456-666	.685	1345-37.4	743--	361	823	158	234	2144	59.6

Note: Complete team statistics not available before the 1977-78 season.



The 2009-10 squad advanced to the NCAA Regional Finals in Kansas City with wins over Liberty, No. 24/25 Michigan State and No. 4/4 Nebraska.



SCORING

Team Records

Most Points

Half: 64 vs. Miami (2/8/86, 2nd half) and Nebraska (3/13/99, 2nd half)

Game: 121 vs. Kentucky State (11/24/89)

By an Opponent: 110 vs. Tennessee (1/21/01)

Game (both teams): 210 - UK 108 vs. Miami (Ohio) 102 OT (12/21/02)

Home Floor: 121 vs. Kentucky State (11/24/89)

Opponent's Floor: 107 @ Detroit (12/28/83)

Season: 2,733 (1977-78) (35 games)

In a Losing Game: 94 @ Ohio State (1/7/92)

Largest Halftime Lead: 36 vs. Miami (Ohio) [57-21] (12/01/09)

Largest Deficit Overcome to Win a Game:

17 - Trailing 38-21 (2:29 - 1st Half)

vs. Oregon State (73-70) (11/25/04)

Margin of Victory: 77 vs. Kentucky State [121-44] (11/24/89)

Highest Scoring Average

Season: 83.5 (1979-80) [2,421 in 29 games]

Fewest Points

Game: 38, twice, last vs. Tennessee (1/21/01)

Season: 1,657 (1996-97) [27 games]

Half by an Opponent: 9 vs. Charleston So. (12/10/04)

Both Teams: 88 (UK 43 @ Arkansas 45) (1/23/93)

Allowed in a Season: 2,054 (2000-01) [27 games]

Allowed in a Game: 25 vs. Lexington Merchants (12/3/74)

Worst Defeat: 72 vs. Tennessee [38-110] (1/21/01)

Individual Records

Points Scored

Game: 42, Valerie Still vs. Charleston (12/19/82)

Season: 794, Valerie Still (1981-1982)

Career: 2,763, Valerie Still (1979-83)

Highest Scoring Average

Season (min. 20 games): 25.5, Pam Browning (1976-77)

Career (min. 40 games): 23.2, Valerie Still (1979-83)

Career Leaders

Scoring Average

Player	Career	G	Pts	Avg
1. Valerie Still	1979-83	119	2,763	23.2
2. Leslie Nichols	1982-86	111	1,797	18.2
3. Pam Browning	1974-78	n/a	1,598	14.9
4. Bebe Croley	1984-88	94	1,399	14.2
5. SeSe Helm	2000-04	108	1,487	13.8
6. Sara Potts	2001-05	117	1,563	13.4
7. Stacey Reed	1991-95	114	1,482	13.0

Single-Season Leaders

Points

Player	Season	G	Avg	Pts
1. Valerie Still	1981-82	32	24.8	794
2. Valerie Still	1982-83	28	25.0	700
3. Pam Browning	1976-77	26	25.5	663
4. Valerie Still	1979-80	29	22.1	641
5. Victoria Dunlap	2009-10	35	18.1	633
6. Valerie Still	1980-81	30	20.9	628
7. Sara Potts	2001-05	33	15.6	530
8. Stacey Reed	1993-94	28	18.2	509
9. Leslie Nichols	1984-85	27	18.4	497
10. Leslie Nichols	1983-84	27	18.4	496

By a Freshman:

Valerie Still 1979-80 29 22.1 641

By a Sophomore:

Valerie Still 1980-81 30 20.9 628

By a Junior:

Valerie Still 1980-82 28 26.6 746

By a Senior:

Valerie Still 1982-83 28 25.0 700

Scoring Average

Player	Season	G	Pts	Avg
1. Pam Browning	1976-77	26	663	25.5
2. Valerie Still	1982-83	28	700	25.0
3. Valerie Still	1981-82	32	794	24.8
4. Valerie Still	1979-80	29	641	22.1
5. Valerie Still	1980-81	31	628	20.9
6. Leslie Nichols	1984-85	27	497	18.4
Leslie Nichols	1983-84	27	496	18.4
8. Stacey Reed	1993-94	28	509	18.2
9. Victoria Dunlap	2009-10	35	633	18.1
10. Bebe Croley	1986-87	28	495	17.7

Game Leaders

Points

Player, Opponent (Date)	Pts
1. Valerie Still vs. Charleston (12/19/82)	42
2. Valerie Still vs. Florida (2/20/82)	41
3. Bebe Croley vs. Morehead State (12/20/87)	40
4. Valerie Still vs. Indiana (12/6/80)	39
5. Valerie Still vs. Indiana (12/15/79)	38
Valerie Still vs. Ohio State (12/2/82)	38
Valerie Still @ Rutgers (2/16/83)	38
8. Valerie Still vs. Indiana State (1/17/81)	37
9. Pam Browning vs. Central Mo. and ECU (76-77)	35
Pam Browning @ Eastern Kentucky (76-77)	35
Valerie Still @ Georgia (2/6/82)	35
Valerie Still @ Murray State (12/10/80)	35

By a Freshman:

Valerie Still vs. Indiana (12/15/79)38

By a Sophomore:

Valerie Still vs. Indiana (12/6/80)39

By a Junior:

Valerie Still vs. Florida (2/20/82)41

By a Senior:

Valerie Still vs. Charleston (12/19/82)42

Most Points in First Varsity Game (Since 1979-80)

Player, Opponent (Date)	Pts
1. Maria Donhoff vs. n/a (1977-78)	20
Laura Meadows @ Indiana (11/18/97)	20
3. Valerie Still at Cincinnati (12/1/79)	18
4. Carly Ormerod vs. IUPUI (11/18/05)	17
5. Mary Custard vs. American (11/25/88)	14
6. Pattresa Leonard vs. Kentucky State (11/24/89)	13
A'dia Mathies vs. Boston (11/13/09)	13
7. Debbie Hoskins vs. Louisville (11/27/87)	12
Josh Mills vs. Kentucky State (11/24/89)	12
9. Tracye Davis vs. Louisville (11/27/87)	11
Carly Morrow vs. USC-Upstate (11/10/07)	11



A'dia Mathies set the UK record for points in an NCAA tournament game with a career-high 32 points vs. Liberty on March 20, 2010. The previous high was 30 points by Lea Wise vs. Illinois on March 14, 1982.



Victoria Dunlap became the 27th member of UK's 1,000-point club at Mississippi State on Jan. 31, 2010, reaching the century mark in just 85 career games.



YEAR-BY-YEAR SCORING — TOTAL POINTS LEADERS

UK HOOPS
UK
KENTUCKY
OUTLOOK
WILDCATS
STAFF
REVIEW
RECORDS
HISTORY
MEDIA

Year	Player	Cl	Pos.	G	Pts	Avg.
1974-75	Pam Browning	FR	C	26	297	11.4
1975-76	Pam Browning	SO	C	20	268	13.4
1976-77	Pam Browning	JR	C	26	663	25.5
1977-78	Maria Donhoff	FR	G	33	413	12.5
1978-79	Liz Lukschu	SO	C	29	400	14.8
1979-80	Valerie Still	FR	C	29	641	22.1
1980-81	Valerie Still	SO	C	31	628	20.9
1981-82	Valerie Still	JR	C	32	794	24.8
1982-83	Valerie Still	SR	C	28	700	25.0
1983-84	Leslie Nichols	SO	F	27	496	18.4
1984-85	Leslie Nichols	JR	F	27	497	18.4
1985-86	Leslie Nichols	SR	F	29	486	16.7
1986-87	Bebe Croley	JR	F	28	495	17.7
1987-88	Bebe Croley	SR	F	23	402	17.5
1988-89	Kristi Cushenberry	FR	G/F	28	361	12.9
1989-90	Vanessa Foster-Sutton	SR	C	31	388	12.5
1990-91	Stacy McIntyre	JR	F	29	434	15.0
1991-92	Stacy McIntyre	SR	F	30	483	16.1
1992-93	Jocelyn Mills	SR	C	28	432	15.4
1993-94	Stacey Reed	JR	G	28	509	18.2
1994-95	Stacey Reed	SR	G	28	387	13.8
1995-96	Shaunda Roberts	SO	F	27	481	17.8
1996-97	Shaunda Roberts	JR	F	24	182	13.0
1997-98	Jaye Barnes	JR	F	28	411	14.7
1998-99	Tiffany Wait	JR	G	32	437	13.7
1999-2000	LaTonya McDole	SO	F	29	335	11.6
2000-01	LaTonya McDole	JR	F	27	345	12.8
2001-02	Selia "SeSe" Helm	SO	C	29	492	17.0
2002-03	Rita Adams	SR	G	25	340	13.6
2003-04	Sara Potts	JR	G/F	28	469	16.8
2004-05	Sara Potts	SR	G/F	33	530	15.6
2005-06	Sam Mahoney	SO	G	31	370	11.9
2006-07	Sarah Elliott	JR	C	34	460	13.5
2007-08	Sam Mahoney	SR	G	33	448	13.6
2008-09	Victoria Dunlap	SO	F	32	411	12.8
2009-10	Victoria Dunlap	JR	F	35	633	18.1

ALL-TIME LEADING SCORERS - VARSITY CAREER (1,000-POINT CLUB)

Player (Position)	Years	Seasons	Points	Games	Average
1. Valerie Still (C)	4	1979-83	2,763	119	23.2
2. Leslie Nichols (F)	4	1982-86	1,797	111	18.2
3. Samantha Mahoney (G)	4	2005-08	1,601	132	12.1
4. Pam Browning (C)	4	1974-78	1,598	107	14.9
5. Sara Potts (G/F)	4	2001-05	1,563	117	13.4
6. Sarah Elliott (C)	4	2005-08	1,502	132	11.4
7. Elisabeth Lukschu (C)	4	1977-81	1,488	119	12.5
8. Selia "SeSe" Helm (C)	4	2000-04	1,487	108	13.8
9. Stacey Reed (G)	4	1991-95	1,482	114	13.0
10. Tiffany Wait (G)	5	1995-2000	1,445	122	11.8
11. Jodie Whitaker (G)	4	1985-89	1,433	111	12.9
12. Kristi Cushenberry (G)	4	1988-92	1,358	118	11.5
13. Belitta Croley (F)	4	1984-88	1,339	94	14.2
14. Victoria Dunlap (F)	3	2008-present	1,284	100	12.8
15. Stacy McIntyre (F)	4	1988-92	1,215	116	10.5
16. Maria Donhoff (G)	4	1977-81	1,187	121	9.8
17. LaTonya McDole (F)	4	1998-2002	1,180	117	10.1
18. Lea Wise (G)	4	1979-83	1,179	120	9.8
19. Patty Jo Hedges (G)	4	1979-83	1,176	120	9.8
20. Jocelyn Mills (C)	4	1989-93	1,170	103	11.4
21. Karen Mosley (F)	4	1982-86	1,135	109	10.4
22. Janet Timperman (G)	4	1975-79	1,080	N/A	N/A
23. Tedra Eberhart (G)	4	1990-94	1,071	113	9.5
24. Kim Denkins (C)	4	1994-98	1,057	107	9.9
25. Debbie Miller (G)	4	1983-87	1,031	109	8.5
26. Laura Meadows (F)	3	1997-2000	1,024	89	11.5
27. Sandy Harding (G)	4	1983-87	1,023	111	9.2

QUICKEST 1,000 POINTS (BY GAMES PLAYED)

Name	Years	Games to 1,000	Date	Opponent	Total Points	Total Games
1. Valerie Still	1979-83	44	1/27/81	Eastern Kentucky	2,763	119
2. Leslie Nichols	1982-86	66	12/29/84	Old Dominion	1,797	111
3. Selia Helm	2000-04	73	2/9/03	Vanderbilt	1,487	108
4. Victoria Dunlap	2008-present	85	1/31/10	Mississippi State	Current	Current

ADDITIONAL RECORDS

All-Time Record: 603-455 (.570) [36 years]
 All-Time SEC Record: 121-208 (.367 pct.) [28 years]
 Most SEC Wins In a Season: 11 (2009-10)
 All-Time SEC Tournament Record: 22-31 (.415)
 All-Time NCAA Tournament Record: 7-7 (.500)
 Memorial Coliseum Record: 327-138 (.703 pct.) [35 years]
 Rupp Arena Record: 20-12 (62.5) [33 years]
 Most Wins In a Season: 28 (2009-10) [8 losses]
 Most Losses In a Season: 21 (2000-01)
 Consecutive Wins In a Season: 11 (1982-83 and 2009-10)
 Consecutive Regular-Season SEC Wins: 8 (2009-10)
 Consecutive Home Court Wins: 18 (2010-current)
 Consecutive Home Court Defeats: 8 (2001-02)
 Consecutive Road Wins: 6 (1976-77) and 1991 (Feb. 6-Dec.7)
 Consecutive SEC Road Wins: 4 (2005-06)
 Most Consecutive Losses In a Season: 13 (2001-02)
 Most Games Played In a Season: 36 (2009-10) [28-8]
 Most Games Played In a Career: 132, Sarah Elliott and Samantha Mahoney (2005-08)



Valerie Still scored over 1,000 points in just 44 games as a Wildcat, becoming the all-time leading scorer midway through her junior season. She was often mobbed after games for autographs.



FIELD GOALS

Team Records

Field Goals Made

Game: 53 vs. Kentucky State (11/24/89)
Season: 1,096 (1977-78)

Field Goals Attempted

Game: 101 vs. Marshall (2/1/78)
Season: 2,550 (1977-78)

Field Goal Percentage

First Half: .755 vs. Marshall (11/22/85) [25-of-34]
Second Half: .833 vs. Alabama (2/7/87) [20-of-24]
Game: .741 vs. Alabama (2/7/87) [35-of-49]
Season: .513 (1983-84) [897-of-1,747]
By an Opponent in a Season: .473 (2000-01) [756-of-1,600]

Individual Records

Field Goals Made

Game: 18, Valerie Still @ Florida (2/20/82)
Season: 329, Valerie Still (1981-82)
Career: 1,118, Valerie Still (1979-83)

Field Goals Attempted

Game: 29, Pam Browning @ Central Missouri (12/18/76)
Season: 565, Valerie Still (1981-82)
Career: 1,931, Valerie Still (1979-83)

Field Goal Percentage

Game (min. 10 made): 1.000, Lisa Collins vs. LSU (3/3/84) [10-of-10]
Season (min. 100 att.): .617, Liz Lukschu (1979-80) [169-of-275]
Career (min. 400 att.): .586, Liz Lukschu (1977-81) [586-of-999]

Career Leaders

Field Goals Made

Player	Seasons	G	FGA	FGM
1. Valerie Still	1979-83	123	1,931	1,118
2. Leslie Nichols	1982-86	111	1,448	757
3. Sarah Elliott	2005-08	132	1,221	657
4. SeSe Helm	2000-04	108	1,195	590
5. Elisabeth Lukschu	1977-81	119	999	586
6. Jodie Whitaker	1985-89	111	1,317	571
7. Belitta Croley	1984-88	94	1,148	569
8. Sam Mahoney	2005-08	132	1,436	560
9. Sara Potts	2001-05	117	1,389	552
10. Stacey Reed	1991-95	114	1,318	512

Field Goals Attempted

Player	Seasons	G	FGM	FGA
1. Valerie Still	1979-83	123	1,118	1,931
2. Leslie Nichols	1982-86	111	757	1,448
3. Sam Mahoney	2005-08	132	560	1,436
4. Sara Potts	2001-05	117	552	1,389
5. Stacey Reed	1991-95	114	512	1,318
6. Jodie Whitaker	1985-89	111	571	1,317
7. Sarah Elliott	2005-08	132	657	1,221
8. SeSe Helm	2000-04	108	590	1,195
9. Belitta Croley	1984-88	94	569	1,148
10. Tiffany Wait	1995-2000	122	467	1,142

Field Goal Percentage (min. 400 attempts)

Player	Seasons	FGM	FGA	Pct
1. Liz Lukschu	1977-81	586	999	.587
2. Valerie Still	1979-83	1,118	1,931	.578
3. Debbie Miller	1983-87	396	699	.566
4. Sarah Elliott	2005-08	657	1,221	.538
5. Leslie Nichols	1982-86	757	1,448	.523
6. J. Humphrey	2003-07	365	714	.511
7. Karen Mosley	1982-86	470	909	.510
8. Lisa Collins	1980-84	415	815	.509
9. SeSe Helm	2000-04	590	1,195	.494

Single-Season Leaders

Field Goals Made

Player	Season	G	FGA	FGM
1. Valerie Still	1981-82	32	565	329
2. Valerie Still	1982-83	28	456	273
3. Valerie Still	1980-81	30	447	260
4. Valerie Still	1979-80	29	463	256

5. Victoria Dunlap	2009-10	35	459	228
6. Belitta Croley	1987-88	23	409	209
7. Sarah Elliott	2006-07	34	372	208

By a Freshman:

256 Valerie Still (463 atts.)1979-80

By a Sophomore:

260 Valerie Still (447 atts.)1980-81

By a Junior:

329 Valerie Still (565 atts.)1981-82

By a Senior:

273 Valerie Still (456 atts.)1982-83

Field Goals Attempted

Player	Season	G	FGM	FGA
1. Valerie Still	1981-82	32	329	565
2. Valerie Still	1979-80	29	256	463
3. Victoria Dunlap	2009-10	35	228	459
4. Valerie Still	1982-83	28	273	456
5. Valerie Still	1980-81	30	260	447
6. Sara Potts	2004-05	34	186	446
7. A'dia Mathies	2009-10	36	178	439
8. Sara Potts	2003-04	28	166	429
9. Leslie Nichols	1984-85	27	211	423
10. Jodie Whitaker	1987-88	29	164	419

By a Freshman:

463 Valerie Still (made 256)1979-80

By a Sophomore:

447 Valerie Still (made 260)1980-81

By a Junior:

565 Valerie Still (made 329)1981-82

By a Senior:

456 Valerie Still (made 273)1982-83

Field Goal Percentage (min. 150 attempts)

Player	Season	FGM	FGA	Pct
1. Liz Lukschu	1979-80	169	275	61.7
2. Debbie Miller	1985-86	138	229	60.3
3. Liz Lukschu	1980-81	161	268	60.0
4. Valerie Still	1982-83	273	456	59.9
5. V. Foster-Sutton	1989-90	143	243	58.8
6. Debbie Miller	1986-87	161	275	58.5
7. Valerie Still	1981-82	329	565	58.2
8. Valerie Still	1980-81	260	447	58.1
9. Jaye Barnes	1998-99	115	202	56.9
10. Liz Lukschu	1978-79	156	275	56.7

By a Freshman:

55.8 Sarah Elliott (149-of-267)2004-05

By a Sophomore:

58.1 Valerie Still (260-of-447)1980-81

By a Junior:

61.7 Liz Lukschu (169-of-275)1979-80

By a Senior:

60.0 Liz Lukschu (161-of-268)1980-81

Single-Game Leaders

Field Goals Made

Player, Opponent (Date)	FGM
1. Valerie Still @ Florida (2/20/82)	18

Field Goals Attempted

Player, Opponent (Date)	FGA
1. Pam Browning @ Central Missouri (12/18/76)	29
2. Stacey Reed @ Florida (1/4/94)	28
Stacey Reed @ Ohio State (12/4/94)	28

Field Goal Percentage (min. 10 attempts)

Player, Opponent (Date)	Pct
1. Lisa Collins vs. LSU (3/3/84) [10-of-10]	100.0

YEAR-BY-YEAR FIELD GOAL PERCENTAGE LEADERS (MIN. 100 MADE)

Year	Name	Class	Pos.	FG	FGA	Pct.
1977-78	Liz Lukschu	Fr.	C	100	182	.550
1978-79	Liz Lukschu	So.	C	156	275	.567
1979-80	Liz Lukschu	Jr.	C	169	274	.617
1980-81	Liz Lukschu	Sr.	C	161	268	.600
1981-82	Valerie Still	Jr.	F/C	329	565	.582
1982-83	Valerie Still	Sr.	F/C	273	456	.599
1983-84	Leslie Nichols	So.	F	208	379	.549
1984-85	Leslie Nichols	Jr.	F	211	423	.499
1985-86	Debbie Miller	So.	C	138	229	.603
1986-87	Debbie Miller	Jr.	C	161	275	.583
1987-88	Belitta Croley	Jr.	F	166	322	.516
1988-89	Pam Shrum	Sr.	F/C	105	208	.505
1989-90	V. Foster-Sutton	Sr.	C	143	243	.588
1990-91	Jocelyn Mills	So.	C	136	279	.487
1991-92	Stacy McIntyre	Sr.	F	162	337	.481
1992-93	Jocelyn Mills	Sr.	C	174	344	.506
1993-94	Tedra Eberhart	Sr.	G/F	168	637	.458
1994-95	Stacey Reed	Sr.	G	149	377	.395
1995-96	Kim Denkins	So.	C	159	310	.513
1996-97	Tiffany Wait	So.	G	118	271	.435
1997-98	Jaye Barnes	Jr.	F	160	287	.557
1998-99	Jaye Barnes	Sr.	F	115	202	.569
1999-2000	Laura Meadows	Jr.	F	140	271	.517
2000-01	LaTonya McDole	Jr.	F	140	292	.479
2001-02	SeSe Helm	So.	C	198	388	.510
2002-03	SeSe Helm	Jr.	C	122	251	.486
2003-04	SeSe Helm	Sr.	C	155	310	.500
2004-05	Sarah Elliott	Fr.	C	149	267	.558
2005-06	Sarah Elliott	So.	C	149	273	.546
2006-07	Sarah Elliott	Jr.	C	208	372	.559
2007-08	Sarah Elliott	Sr.	C	151	309	.538
2008-09	Victoria Dunlap	So.	F	162	336	.482
2009-10	Victoria Dunlap	Jr.	F	228	459	.497

UK HOOPS KENTUCKY OUTLOOK WILDCATS STAFF REVIEW RECORDS HISTORY MEDIA

THREE-POINT FIELD GOALS

Team Records

3-point Field Goals Made

Game: 13 vs. Detroit (12/1/94) [13-of-28] & South Carolina (1/7/95) [13-of-25]
Half: 11 vs. Detroit (12/1/93) [11 of 19]
Season: 187, 2009-10 [187-of-588 in 36 games]
Both Teams in a Game: 20, UK [8-of-18] - Long Island [12-of-33], 12/15/02

3-point Field Goals Attempted

Game: 32 vs. UCLA (12/28/94) [8-of-32]
Season: 588, (2009-10) [1187-of-588 in 36 games]

3-point Field Goal Percentage

Game (min. 8 made): 78.6 vs. Miami (Ohio) [11-of-14], 12/21/02
Season: .380 (2002-03) [158-of-416 in 27 games]

Individual Records

3-point Field Goals Made

Half: 5, Keyla Snowden vs. UT Martin (12/22/09) [5-of-6]; Amani Franklin vs. UC Santa Barbara (12/21/08) [5-of-6]; Sara Potts vs. Chattanooga (3/20/05) [7-of-14]
Game: 7, Sara Potts vs. High Point (1/6/04) [7-of-12]; Chattanooga (3/20/05) [7-of-14]
Season: 81, Sara Potts (2004-05) [81-of-223]
Career: 271, Sara Potts (2001-05) [271-of-719]

3-point Field Goals Attempted

Game: 17, Shaunda Roberts vs. South Carolina (1/24/96) [5-of-17]
Season: 223, Sara Potts (2004-05) [81-223]
Career: 719, Sara Potts (2001-05) [271-of-719]

3-point Field Goal Percentage

Game (min. 10 att.): 60.0, Sara Potts vs. Alabama (2/3/03) [6-of-10]; Tedra Eberhart vs. Detroit-Mercy (12/19/93) [6-of-10]
Season (min. 100 att.): .454, Sara Potts (2002-03) [74-of-163]
Career (min. 200 att.): .397, Kristi Cushenberry (1988-92) [110-of-277]

Career Leaders

3-point Field Goals Made

Player	Years	Pct	3FGA	3FG
1. Sara Potts	2001-05	.377	719	271
2. Stacey Reed	1991-95	.320	548	175
3. Jenny Pfeiffer	2003-07	.347	467	162
4. Tiffany Wait	1995-2000	.361	319	115
5. Sam Mahoney	2005-08	.318	355	113
6. Kristi Cushenberry	1988-92	.397	277	110
7. Shaundra Roberts	1994-96	.362	284	103
8. Carly Ormerod	2006-09	.375	315	101
9. Natalie Martinez	1996-2000	.342	292	100
10. Christina Jansen	1992-96	.252	388	98
Carly Morrow	2008-present	.282	347	98

3-point Field Goals Attempted

Player	Years	Pct	3FG	3FGA
1. Sara Potts	2001-05	.377	271	719
2. Stacey Reed	1991-95	.320	176	548
3. Jenny Pfeiffer	2003-07	.347	162	467
4. Christina Jansen	1992-96	.252	98	388
5. Sam Mahoney	2005-08	.318	113	355
6. Carly Morrow	2008-present	.282	98	347
7. Tiffany Wait	1995-2000	.361	115	319
8. Carly Ormerod	2006-09	.375	101	315
9. Amani Franklin	2007-10	.309	94	304
10. Natalie Martinez	1996-2000	.342	100	292

3-pt Field Goal Percentage (min. 200 att.)

Player	Years	3FG	3FGA	Pct
1. Kristi Cushenberry	1988-92	110	277	39.7
2. Sara Potts	2001-05	271	719	37.7
3. Jodie Whitaker	1985-89	80	217	36.8
4. Shaunda Roberts	1994-96	103	284	36.2
5. Tiffany Wait	1995-2000	115	319	36.1

6. Chrissy Roberts	1993-95	68	189	36.0
7. Mia Daniel	1989-93	90	253	35.5
8. Jenny Pfeiffer	2003-07	162	467	34.7
9. Natalie Martinez	1996-2000	100	292	34.2

Single-Season Leaders

3-point Field Goals Made

Player	Year	Pct	3FGA	3FG
1. Sara Potts	2004-05	.363	223	81
2. Sara Potts	2002-03	.454	163	74
3. Sara Potts	2003-04	.354	186	66
4. Stacey Reed	1992-93	.386	168	65
5. Shaunda Roberts	1995-96	.367	174	64
6. Jenny Pfeiffer	2003-07	.324	176	57
7. Jenny Pfeiffer	2005-06	.377	146	55
8. Keyla Snowden	2009-10	.386	132	51
9. Sara Potts	2001-02	.340	147	50
10. Carly Ormerod	2005-06	.415	118	49

By a Freshman:

50 Sara Potts (147 atts.)2001-02

By a Sophomore:

74 Sara Potts (163 atts.)2002-03

By a Junior:

66 Sara Potts (186 atts.)2003-04

By a Senior:

81 Sara Potts (223 atts.)2004-05

3-point Field Goals Attempted

Player	Year	Pct	3FG	3FGA
1. Sara Potts	2004-05	36.3	81	223
2. Jenny Pfeiffer	2006-07	32.4	57	176
3. Shaunda Roberts	1995-96	36.8	64	174
4. Stacey Reed	1992-93	38.7	65	168
5. Carly Morrow	2008-09	29.4	48	163
Sara Potts	2002-03	45.4	74	163
7. Christina Jansen	1994-95	25.8	39	151

3-pt Field Goal Pct. (min. 100 att.)

Player	Year	3FG	3FGA	Pct
1. Sara Potts	2002-03	74	163	45.4
2. Tiffany Wait	1998-99	46	110	41.8
3. Stacey Reed	1992-93	65	168	38.7
4. Keyla Snowden	2009-10	51	132	38.6
5. Jodie Whitaker	1987-88	48	126	38.1

6. Tedra Eberhart	1993-94	38	101	37.6
7. Amani Franklin	2008-09	46	125	36.8
Shaunda Roberts	1995-96	64	174	36.8
9. Sara Potts	2004-05	81	23	36.3
10. Chrissy Roberts	1994-95	47	130	36.1

By a Freshman:

41.5 Carly Ormerod (49-118)2005-06

By a Sophomore:

45.4 Sara Potts (74-163)2002-03

By a Junior:

41.8 Tiffany Wait (46-100)1998-99

By a Senior:

37.6 Tedra Eberhart (38-101)1993-94

Single-Game Highs

3-point Field Goals Made

Player	Opp (Date)	3FGA	3FG
1. Sara Potts	High Point (1/6/04)	12	7
	Chattanooga (3/20/05)	14	7
2. Keyla Snowden	UT Martin (12/22/09)	6	6
Sara Potts	@ Alabama (2/23/03)	10	6
Jenny Pfeiffer	Long Island (12/15/02)	8	6
Tedra Eberhart	Detroit-Mercy (12/1/93)	10	6
Jenny Pfeiffer	Alabama (2/26/06)	12	6
	Florida (1/12/06)	9	6

3-point Field Goals Attempted

Player	Opp (Date)	3FG	3FGA
1. Shaunda Roberts	So. Carolina (1/24/96)	5	17
2. Sara Potts	Chattanooga (3/20/05)	7	14
3. Shaunda Roberts	Marshall (2/8/96)	3	13
Shaunda Roberts	Auburn (3/1/96)	4	13
Stacey Reed	Western Ky. (12/10/93)	5	13
Jenny Pfeiffer	Oakland (3/15/07)	5	13
Sara Potts	High Point (1/6/04)	7	12
Sara Potts	Tennessee (1/29/04)	5	12
Rita Adams	at Auburn (2/6/03)	4	12
Mia Daniel	Auburn (1/16/93)	4	12
Jenny Pfeiffer	Alabama (2/26/06)	6	12
Jenny Pfeiffer	Old Dominion (11/18/06)	5	12

Consecutive Games Hitting a 3-Point Field Goal

Season: 16, Sara Potts (2004-05)
Career: 20, Sara Potts (Jan. 6, 2004-Nov. 26, 2004)

YEAR-BY-YEAR THREE-POINT LEADERS (MIN. 20 MADE)

Year	Name	Class	Pos.	3FG	3FGA	Pct.
1987-88	Jodie Whitaker	Jr.	G	48	126	38.1
1988-89	Ruth Mountain	Jr.	G/F	22	59	37.3
1989-90	Kristi Cushenberry	So.	G	22	51	43.1
1990-91	Mia Daniel	So.	F	20	50	40.0
1991-92	Mia Daniel	Jr.	F	28	75	37.3
1992-93	Stacey Reed	So.	G	65	168	38.7
1993-94	Tedra Eberhart	Sr.	G/F	38	101	37.6
1994-95	Chrissy Roberts	So.	G	47	130	36.2
1995-96	Shaunda Roberts	So.	F	64	174	36.8
1996-97	Patrice Boyd	Fr.	F	20	50	40.0
1997-98	Laura Meadows	Fr.	G/F	43	129	33.3
1998-99	Tiffany Wait	Jr.	G	46	110	41.8
1999-2000	Natalie Martinez	Sr.	G	28	67	41.8
2000-01	Dasieka Hawthorne	Fr.	G	20	71	28.2
2001-02	Sara Potts	Fr.	G	50	147	34.0
2002-03	Sara Potts	So.	G	74	163	45.4
2003-04	Jenny Pfeiffer	So.	G	29	78	37.2
2004-05	Sara Potts	Sr.	G/F	81	223	36.3
2005-06	Carly Ormerod	Fr.	G	49	118	41.5
2006-07	Jenny Pfeiffer	Sr.	G	57	176	32.4
2007-08	Sam Mahoney	Sr.	G	40	113	35.4
2008-09	Carly Morrow	So.	G	48	163	29.4
2009-10	Keyla Snowden	So.	G	51	132	38.6



REBOUNDING

Team Records

Most Rebounds

Game: 66 vs. Rutgers (1/12/80); vs. National College (2/9/82)

Season: 1,426 (1977-78) [35 games]

By The Opponent: 1,345 (2009-10) [36 games]

Highest Rebounding Average

Season: 48.7 (1979-80) [1,413 in 29 games]

By An Opponent: 39.4 (2002-03) [1,064 in 27 games]

Highest Rebounding Margin

Season: +16.5 (1979-80)

Individual Records

Most Rebounds

Game: 27, Valerie Still vs. National College (2/9/82)

Season: 457, Valerie Still (1981-82)

Career: 1,525, Valerie Still (1979-83)

Highest Rebounding Average

Season: 16.8, Pam Browning (1974-75) [419 in 25 games]

Career: 12.8, Valerie Still (1979-83) [1,525 in 119 games]

Career Leaders

Rebounds

Player	Seasons	G	Avg	Reb
1. Valerie Still	1979-83	119	12.8	1,525
2. Jennifer Humphrey	2003-07	129	7.5	964
3. Leslie Nichols	1982-86	111	7.9	877
4. Sarah Elliott	2005-08	132	6.1	800
5. Victoria Dunlap	2008-present	100	8.1	811
6. Debra Oden	1976-80	109	7.2	785
7. Kim Denkins	1994-98	107	7.1	762

8. Liz Lukschu	1977-81	119	6.1	722
9. LaTonya McDole	1998-2002	116	6.1	711
10. Jocelyn Mills	1989-93	103	6.8	703

Rebounding Average

Player	Seasons	G	Reb	Avg
1. Valerie Still	1979-83	119	1,525	12.8
2. Victoria Dunlap	2008-present	100	811	8.1
3. Leslie Nichols	1982-86	111	877	7.9
4. Jennifer Humphrey	2003-07	129	964	7.5
5. Debra Oden	1976-80	109	785	7.2
6. Kim Denkins	1994-98	107	762	7.1
7. Jocelyn Mills	1989-93	103	703	6.8
8. Bebe Croley	1984-88	94	599	6.4
9. SeSe Helm	2000-04	108	672	6.2
10. Liz Lukschu	1977-81	119	722	6.1
LaTonya McDole	1998-2002	117	711	6.1
Laura Meadows	1997-2000	45	89	6.1
Sarah Elliott	2005-08	132	800	6.1

Single-Season Leaders

Rebounds

Player	Season	G	Avg	Reb
1. Valerie Still	1981-82	32	14.3	457
2. Valerie Still	1979-80	29	13.9	403
3. Debra Oden	1977-78	35	10.6	371
4. Jennifer Humphrey	2006-07	34	10.3	351
5. Valerie Still	1982-83	28	12.0	336
6. Valerie Still	1980-81	30	10.9	329
7. Victoria Dunlap	2009-10	35	8.4	293
8. Victoria Dunlap	2008-09	32	8.0	290
9. Jennifer Humphrey	2005-06	31	8.5	264
10. Eleia Roddy	2008-09	31	8.2	253

By a Freshman:

403 Valerie Still1980

By a Sophomore:

371 Debra Oden1978

By a Junior:

457 Valerie Still1982

By a Senior:

351 Jennifer Humphrey2007

Rebounding Average

Player	Season	G	Reb	Avg
1. Pam Browning	1974-75	25	419	16.8
2. Valerie Still	1981-82	32	457	14.3
3. Valerie Still	1979-80	29	403	13.9
4. Valerie Still	1982-83	28	336	12.0
5. Valerie Still	1980-81	30	329	10.9
6. Debra Oden	1977-78	35	371	10.6
7. Jennifer Humphrey	2006-07	34	351	10.3
8. Victoria Dunlap	2008-09	32	290	9.1
Leslie Nichols	1984-85	27	247	9.1
10. Kim Denkins	1995-96	27	242	9.0

By a Freshman:

13.9 Valerie Still (403 in 29 games)1980

By a Sophomore:

10.9 Valerie Still (329 in 30 games)1981

By a Junior:

14.3 Valerie Still (457 in 32 games)1982

By a Senior:

12.0 Valerie Still (336 in 28 games)1983

Single-Game Highs

Rebounds

Player	Opponent (Date)	Reb
1. Valerie Still	National College (2/9/82)	27
2. Valerie Still	Rutgers (1/12/80)	26
3. Pam Browning	UT-Martin (1/22/77)	23
4. Valerie Still	UT-Chattanooga (11/30/81)	21
5. Valerie Still	Charleston (12/19/82)	20
Debra Oden	Morehead (3/4/78)	20
Jennifer Humphrey	Auburn (1/21/07)	20
8. Victoria Dunlap	Butler (11/15/09)	18

By a Freshman:

26 Valerie Still vs. RutgersJan. 12, 1980

By a Sophomore:

20 Debra Oden vs. MoreheadMarch 4, 1978

By a Junior:

27 Valerie Still vs. National CollegeFeb. 9, 1982

By a Senior:

20 Jennifer Humphrey vs. AuburnJan. 21, 2007



Victoria Dunlap grabbed double-figure rebounds nine times in 2009-10, including a career-best 18 caroms vs. Butler to go along with a career-high 33 points.

YEAR-BY-YEAR REBOUNDING LEADERS

Year	Name	Class	Pos.	Games	Rebounds	Avg.
1977-78	Debra Oden	So.	F	35	371	10.6
1978-79	Debra Oden	Jr.	F	29	225	7.8
1979-80	Valerie Still	Fr.	F/C	29	403	13.9
1980-81	Valerie Still	So.	F/C	30	329	10.9
1981-82	Valerie Still	Jr.	F/C	32	457	14.3
1982-83	Valerie Still	Sr.	F/C	28	336	12.0
1983-84	Leslie Nichols	So.	F	27	218	8.0
1984-85	Leslie Nichols	Jr.	F	27	247	9.1
1985-86	Leslie Nichols	Sr.	F	29	215	7.4
1986-87	Debbie Miller	Sr.	C	28	223	8.0
1987-88	Belitta Croley	Sr.	F	23	190	8.3
1988-89	V. Foster-Sutton	Jr.	C	28	172	6.1
1989-90	V. Foster-Sutton	Sr.	C	31	236	7.6
1990-91	Jocelyn Mills	So.	C	28	250	8.9
1991-92	Pattresa Leonard	Jr.	F/C	21	127	6.0
1992-93	Jocelyn Mills	Sr.	C	28	210	7.5
1993-94	Stacey Reed	Jr.	G	28	191	6.8
1994-95	Stacey Reed	Sr.	G	28	190	6.8
1995-96	Kim Denkins	So.	C	27	242	9.0
1996-97	Kim Denkins	Jr.	C	25	193	7.7
1997-98	Kim Denkins	Sr.	C	28	185	6.6
1998-99	Shantia Owens	Jr.	C	32	206	6.4
1999-2000	Shantia Owens	Sr.	C	29	219	7.6
2000-01	LaTonya McDole	Jr.	F	27	193	7.1
2001-02	SeSe Helm	So.	C	29	194	6.7
2002-03	SeSe Helm	Jr.	C	27	176	6.5
2003-04	SeSe Helm	Sr.	C	28	190	6.8
2004-05	Jennifer Humphrey	Jr.	F/C	34	199	6.0
2005-06	Jennifer Humphrey	Sr.	F/C	31	264	8.5
2006-07	Jennifer Humphrey	Sr.	F/C	34	351	10.3
2007-08	Victoria Dunlap	Fr.	F	33	228	6.9
2008-09	Victoria Dunlap	So.	F	32	290	9.1
2009-10	Victoria Dunlap	Jr.	F	35	293	8.4

UK HOOPS
KENTUCKY
OUTLOOK
WILDCATS
STAFF
REVIEW
RECORDS
HISTORY
MEDIA



ASSISTS



Amber Smith dished out a career-high 161 assists last season as a junior, the most assists in a single-season by a Wildcat since Malinka Salhi charted 146 in 1989-90.

Team Records

Most Assists

Game: 33 vs. Michigan (1/23/82) and @ Detroit-Mercy (12/28/83)
Season: 665 (1981-82) [32 games]

Most Assists Per Game

Season: 20.8, (1981-82) [665 in 32 games]

Individual Records

Most Assists

Game: 16, Patty Jo Hedges vs. Cincinnati (1/15/82)
Season: 209, Patty Jo Hedges (1981-82) [32 games]
Career: 731, Patty Jo Hedges (1979-83) [120 games]

Most Assists Per Game

Season: 7.1, Patty Jo Hedges (1979-83) [200 in 28 games]
Career: 6.4, Sandy Harding (1983-87) [706 in 111 games]

Career Leaders

Assists

Player	Seasons	G	Avg	Asst
1. Patty Jo Hedges	1980-83	120	6.091	731
2. Sandy Harding	1983-87	111	6.360	706
3. Jodie Whitaker	1985-89	111	4.180	464
Lea Wise	1979-83	120	3.866	464
5. Stacey Reed	1991-95	114	3.877	442
6. Rita Adams	1999-2003	110	3.636	400
7. Tracye Davis	1987-91	113	3.247	367
8. Tiffany Wait	1995-2000	122	2.778	339
9. Amber Smith	2008-present	89	3.741	333
10. Lisa Collins	1980-84	115	2.826	325

Assists Per Game

Player	Seasons	G	Asst	Avg
1. Sandy Harding	1983-87	111	706	6.360
2. Patty Jo Hedges	1979-83	120	731	6.091
3. Jodie Whitaker	1985-89	111	464	4.180
4. Stacey Reed	1991-95	114	442	3.877
5. Lea Wise	1979-83	120	464	3.866
6. Amber Smith	2008-present	89	333	3.741
7. Angela Phillips	2003-05	62	230	3.710
8. Rita Adams	1999-2003	110	400	3.636
9. Tracye Davis	1987-91	113	367	3.247
10. Leslie Nichols	1982-86	111	323	2.909

Single-Season Leaders

Assists

Player	Season	G	Avg	Assists
1. Patty Jo Hedges	1981-82	32	6.53	209

2. Patty Jo Hedges	1982-83	28	7.14	200
3. Sandy Harding	1986-87	28	6.60	185
4. Sandy Harding	1985-86	28	6.53	183
5. Patty Jo Hedges	1980-81	31	5.83	181
6. Jodie Whitaker	1987-88	29	6.10	177
7. Sandy Harding	1984-85	27	6.29	170
8. Sandy Harding	1983-84	28	6.00	168
9. Rita Adams	2001-02	29	5.58	162
10. Amber Smith	2009-10	36	4.47	161
11. Malinka Salhi	1989-90	31	4.70	146
12. Patty Jo Hedges	1979-80	29	4.86	141
13. Stacey Reed	1993-94	28	4.92	138
14. Lea Wise	1981-82	32	4.18	134
15. Erica Jackson	1998-99	31	4.16	129
16. Christina Jansen	1995-96	27	4.70	127
17. Lea Wise	1982-83	28	4.46	125
18. Debbie Mack	1977-78	35	3.51	123
19. Carly Ormerod	2006-07	34	3.58	122
20. Angela Phillips	2003-04	28	4.25	119
Jodie Whitaker	1985-86	29	4.10	119
22. Leslie Nichols	1985-86	29	4.00	116
23. Tracye Davis	1990-91	26	4.34	113
Stacey Reed	1994-95	28	4.03	113
25. Rita Adams	2002-03	27	4.14	112
26. Angela Phillips	2004-05	34	3.36	111
27. Tracye Davis	1989-90	31	3.48	108
28. Lisa Collins	1983-84	28	3.82	107
29. Lea Wise	1980-81	31	3.35	104
30. Tiffany Wait	1996-97	27	3.81	103
31. Geri Grigsby	1978-79	29	3.51	102
Tracye Davis	1987-88	29	3.51	102
33. Lea Wise	1979-80	29	3.48	101
Stacey Reed	1992-93	28	3.60	101
Carly Ormerod	2005-06	31	3.30	101

By a Freshman:

168 Sandy Harding1983-84

By a Sophomore:

181 Patty Jo Hedges1980-81

By a Junior:

209 Patty Jo Hedges1981-82

By a Senior:

200 Patty Jo Hedges1982-83

Assists Per Game

Player	Season	G	Assists	Avg
1. Patty Jo Hedges	1982-83	28	200	7.14
2. Patty Jo Hedges	1981-82	32	209	6.53
3. Sandy Harding	1986-87	28	185	6.60
4. Sandy Harding	1985-86	28	183	6.53
5. Patty Jo Hedges	1980-81	31	181	5.83
6. Jodie Whitaker	1987-88	29	177	6.10
7. Sandy Harding	1984-85	27	170	6.29
8. Sandy Harding	1983-84	28	168	6.00
9. Rita Adams	2001-02	29	162	5.58

Single-Game Highs

Assists

Player	Opponent (Date)	Assists
1. Patty Jo Hedges	Cincinnati (1/15/82)	16
2. Patty Jo Hedges	LSU (2/27/82)	15
Sandy Harding	Dayton (1/14/86)	15
4. Patty Jo Hedges	Memphis State (1/3/83)	14
Jodie Whitaker	East Carolina (11/28/87)	14
6. Tracye Davis	Tennessee State (1/30/88)	13
7. Stacey Reed	Detroit (12/1/93)	12
Jodie Whitaker	Miami (2/8/86)	12
Leslie Nichols	Detroit (2/26/86)	12

YEAR-BY-YEAR ASSISTS LEADERS

Year	Player	Class	Pos.	G	Asst.	Avg.
1977-78	Debbie Mack	Jr.	G	35	123	3.5
1978-79	Geri Grigsby	So.	G	29	102	3.5
1979-80	Patty Jo Hedges	Fr.	G	29	141	4.9
1980-81	Patty Jo Hedges	So.	G	31	181	5.8
1981-82	Patty Jo Hedges	Jr.	G	32	209	6.5
1982-83	Patty Jo Hedges	Sr.	G	28	200	7.1
1983-84	Sandy Harding	Fr.	G	28	168	6.0
1984-85	Sandy Harding	So.	G	27	170	6.3
1985-86	Sandy Harding	Jr.	G	28	183	6.5
1986-87	Sandy Harding	Sr.	G	28	185	6.6
1987-88	Jodie Whitaker	Jr.	G	29	177	6.1
1988-89	Jodie Whitaker	Sr.	G	28	78	2.8
1989-90	Malinka Salhi	Sr.	G	31	146	4.7
1990-91	Tracye Davis	Sr.	G	26	113	4.3
1991-92	Stacey Reed	Fr.	G	30	90	3.0
1992-93	Stacey Reed	So.	G	28	101	3.6
1993-94	Stacey Reed	Jr.	G	28	138	4.9
1994-95	Stacey Reed	Sr.	G	28	113	4.0
1995-96	Christina Jansen	Sr.	G	27	127	4.7
1996-97	Tiffany Wait	So.	G/F	27	103	3.8
1997-98	Natalie Martinez	So.	G	28	95	3.4
1998-99	Erica Jackson	Jr.	G	31	129	4.2
1999-2000	Erica Jackson	Sr.	G	29	91	3.1
2000-01	Rita Adams	So.	G	27	88	3.3
2001-02	Rita Adams	Jr.	G	29	162	5.6
2002-03	Rita Adams	Sr.	G	27	68	2.7
2003-04	Angela Phillips	Fr.	G	28	119	4.3
2004-05	Angela Phillips	So.	G	34	111	3.3
2005-06	Carly Ormerod	Fr.	G	31	101	3.3
2006-07	Carly Ormerod	So.	G	34	122	3.6
2007-08	Samantha Mahoney	Sr.	G	33	74	2.2
2008-09	Amber Smith	So.	PG	32	114	3.6
2009-10	Amber Smith	Jr.	PG	36	161	4.5



BLOCKS



Victoria Dunlap, a 6-foot-1 forward, swatted a school-record 66 blocks as a junior, breaking the previous record of 56 set by 6-6 center Sarah Elliott in 2007-08.

Team Records

Most Blocks

Game: 19 vs. North Carolina A&T (12/6/06)

Season: 152 (2006-07) [34 games]

Most Blocks Per Game

Season: 4.4 (2006-07) [152 in 34 games]

Individual Records

Most Blocks

Game: 6, Laura Meadows vs. Nebraska (11/29/97); Lisa Ellis @ Middle Tennessee (1/8/89); Jody Runge vs. Memphis State (1/31/82); Sarah Elliott vs. NCA&T (12/6/05)

Season: 66, Victoria Dunlap (2009-10) [35 games]

Career: 195, Sarah Elliott (2005-08) [132 games]

Most Blocks Per Game

Season: 1.885, Victoria Dunlap (2009-10) [66 in 35 games]

Career: 1.47, Sarah Elliott (2005-08) [195 in 132 games]

Career Leaders

Blocks

Player	Seasons	G	Avg	Blks
1. Sarah Elliott	2005-08	132	1.47	195
2. Valerie Still	1979-83	119	1.31	156
3. Victoria Dunlap	2008-present	100	1.29	129
4. Jennifer Humphrey	2003-07	129	0.83	107
5. Leslie Nichols	1982-86	111	0.92	102
6. Laura Meadows	1997-2000	89	1.17	95
7. Rita Adams	1999-2003	110	0.74	81
9. Jody Runge	1980-84	98	0.75	74
10. Karri Koach	1991-95	114	0.61	69

Blocks Per Game (min. 50 blocks)

Player	Seasons	G	Blks	Avg
1. Sarah Elliott	2005-08	132	195	1.47
2. Shantia Owens	1998-2000	61	81	1.33
3. Valerie Still	1979-83	119	156	1.31
4. Victoria Dunlap	2008-present	100	129	1.29
5. Laura Meadows	1997-2000	89	95	1.17
6. Lisa Ellis	1988-90	59	68	1.15
7. Leslie Nichols	1982-86	111	102	.92
8. Jennifer Humphrey	2003-07	129	107	.83
9. Pattresa Leonard	1989-92	80	65	.81
10. Rita Adams	1999-2003	110	81	.74

Single-Season Leaders

Blocks

Player	Season	G	Avg	Blks
1. Victoria Dunlap	2009-10	35	1.885	66
2. Sarah Elliott	2007-08	33	1.696	56
3. Valerie Still	1980-81	31	1.709	53
4. Sarah Elliott	2006-07	34	1.471	50
5. Sarah Elliott	2004-05	34	1.484	49
6. Valerie Still	1979-80	29	1.586	46
7. Pattresa Leonard	1990-91	29	1.517	44
8. Shantia Owens	1999-2000	29	1.482	43
9. Sarah Elliott	2005-06	31	1.300	40
10. Valerie Still	1981-82	32	1.218	39
Lisa Ellis	1989-90	31	1.258	39

By a Freshman:

49 Sarah Elliott 2005

By a Sophomore:

53 Valerie Still 1981

By a Junior:

66 Victoria Dunlap 2010

By a Senior:

56 Sarah Elliott 2008

Blocks Per Game (min. 30 blocks)

Player	Season	G	Blks	Avg
1. Victoria Dunlap	2009-10	35	66	1.888
2. Valerie Still	1980-81	31	53	1.709
3. Sarah Elliott	2007-08	33	56	1.696
4. Valerie Still	1979-80	29	46	1.586
5. Pattresa Leonard	1990-91	29	44	1.517
6. Sarah Elliott	2004-05	34	49	1.484
7. Shantia Owens	1999-2000	29	43	1.482
8. Sarah Elliott	2006-07	34	50	1.471
9. Leslie Nichols	1982-83	28	38	1.357
10. Sarah Elliott	2005-06	31	40	1.300

Single-Game Highs

Blocks

Player	Opponent (Date)	Blks
1. Laura Meadows	Nebraska (11/29/99)	6
Lisa Ellis	Middle Tennessee (1/8/89)	6
Jody Runge	Memphis State (1/31/82)	6
Sarah Elliott	NCA&T (12/6/05)	6
5. Sarah Elliott	West Virginia (3/28/05)	5
Shantia Owens	Ole Miss (1/10/99)	5
Shantia Owens	Winthrop (1/3/00)	5
Lisa Ellis	Kentucky State (1/16/89)	5
Leslie Nichols	Old Dominion (1/10/86)	5
Sarah Elliott	Louisville (12/20/07)	5
Sarah Elliott	James Madison (3/26/08)	5
Sarah Elliott	Marquette (3/30/08)	5
Jenn'e Jackson	Furman (12/6/08)	5
Victoria Dunlap	Mississippi State (3/6/10)	5

Note: Records kept since 1978-79 season

YEAR-BY-YEAR BLOCKS LEADERS

Year	Player	Class	Pos	G	Blks	Avg.
1978-79	Liz Lukschu	So.	F/C	29	22	0.7
1979-80	Valerie Still	Fr.	F/C	29	46	1.6
1980-81	Valerie Still	So.	F/C	31	53	1.7
1981-82	Valerie Still	Jr.	F/C	32	39	1.2
1982-83	Leslie Nichols	Fr.	F	28	38	1.3
1983-84	Jody Runge	Jr.	C	28	32	1.1
1984-85	Leslie Nichols	Jr.	F	23	28	1.2
1985-86	Leslie Nichols	Sr.	F	30	29	1.0
1986-87	Debbie Miller	Sr.	G	28	22	0.8
	Melanie Warren	Sr.	C	28	22	0.8
1987-88	Bebe Croley	Sr.	F	29	16	0.5
1988-89	Lisa Ellis	Jr.	C	28	29	1.0
1989-90	Lisa Ellis	Sr.	C	31	39	1.2
1990-91	Pattresa Leonard	So.	F/C	29	44	1.5
1991-92	Jennifer Gray	So.	C	30	18	0.6
1992-93	Jennifer Gray	Jr.	C	28	15	0.5
1993-94	Jennifer Gray	Sr.	C	28	19	0.6
	Christe Jordon	Sr.	F	28	19	0.6
1994-95	Karri Koach	Sr.	C	28	30	1.1
1995-96	Kim Denkins	So.	C	27	15	0.5
1996-97	Kim Denkins	Jr.	C	25	13	0.5
1997-98	Laura Meadows	Fr.	G/F	28	35	1.2
1998-99	Shantia Owens	Jr.	C	32	38	1.2
1999-00	Shantia Owens	Sr.	C	29	43	1.5
2000-01	Rita Adams	So.	G	27	19	0.7
2001-02	Rita Adams	Jr.	G	29	17	0.6
2002-03	Rita Adams	Sr.	G	25	29	1.2
2003-04	Keiko Tate	Jr.	F	26	20	0.8
2004-05	Sarah Elliott	Fr.	C	34	49	1.4
2005-06	Sarah Elliott	So.	C	31	40	1.3
2006-07	Sarah Elliott	Jr.	C	34	50	1.4
2007-08	Sarah Elliott	Sr.	C	33	56	1.6
2008-09	Victoria Dunlap	So.	F	32	38	1.2
2009-10	Victoria Dunlap	Jr.	F	35	66	1.9



STEALS

Team Records

Most Steals

Game: 28 vs. West Virginia (12/12/93)

Season: 418 (2009-10) [35 games]

Most Steals Per Game

Season: 13.1 (1990-91) [29 games]

Individual Records

Most Steals

Game: 11, Leslie Nichols vs. Louisville (2/14/86)

Season: 107, Victoria Dunlap (2009-10) [35 games]

Career: 309, Stacey Reed (1991-95) [114 games]

Most Steals Per Game

Season: 3.58, Rita Adams (2001-02) [104 in 29 games]; Leslie Nichols (1985-86) [104 in 29 games]

Career: 2.71, Stacey Reed (1991-95) [309 in 114 games]

Career Leaders

Steals

Player	Seasons	G	Avg	Stls
1. Stacey Reed	1991-95	114	2.710	309
2. Leslie Nichols	1982-86	111	2.504	278
3. Patty Jo Hedges	1979-83	120	2.266	272
4. Rita Adams	1999-2003	110	2.427	267



The Wildcats set a new school record for steals in a single season with 418 last season.

5. LaTonya McDole	1998-2002	117	2.076	243
6. Christina Jansen	1992-96	107	2.140	229
7. Sandy Harding	1983-87	111	2.018	224
8. Victoria Dunlap	2008-present	100	2.070	207
9. Valerie Still	1979-83	119	1.689	201
10. Stacy McIntyre	1988-92	116	1.629	189

Steals Per Game (min. 75 steals)

Player	Seasons	G	Stls	Avg
1. Stacey Reed	1991-95	114	309	2.710
2. Leslie Nichols	1982-86	111	278	2.504
3. Rita Adams	1999-2003	110	267	2.427
4. Patty Jo Hedges	1979-83	120	272	2.266
5. Christina Jansen	1992-96	107	229	2.140
6. LaTonya McDole	1998-2002	117	243	2.076
7. Victoria Dunlap	2008-present	100	207	2.070
8. Sandy Harding	1983-87	111	224	2.018

Single-Season Leaders

Steals

Player	Season	G	Avg	Stls
1. Victoria Dunlap	2009-10	35	3.0	107
2. Leslie Nichols	1985-86	29	3.6	104
Rita Adams	2001-02	29	3.6	104
4. Stacey Reed	1993-94	28	3.5	97
5. A'dia Mathies	2009-10	36	2.6	93
6. Malinka Salhi	1989-90	31	2.9	90
7. Patty Jo Hedges	1980-81	31	2.5	78
8. Stacey Reed	1994-95	28	2.7	75
9. Leslie Nichols	1984-85	27	2.7	74
10. Patty Jo Hedges	1982-83	28	2.6	73

By a Freshman:

93 A'dia Mathies (36 games)2009-10

By a Sophomore:

78 Patty Jo Hedges (31 games)1980-81

By a Junior:

107 Victoria Dunlap (35 games)2009-10

By a Senior:

104 Leslie Nichols (29 games)1985-86

Steals Per Game (min. 30 steals)

Player	Season	G	Stls	Avg
1. Leslie Nichols	1985-86	29	104	3.586
Rita Adams	2001-02	29	104	3.586
3. Stacey Reed	1993-94	28	97	3.464
4. Victoria Dunlap	2009-10	35	107	3.057
5. Malinka Salhi	1989-90	31	90	2.903
6. Leslie Nichols	1984-85	27	74	2.740
7. Stacey Reed	1994-95	28	75	2.678
8. A'dia Mathies	2009-10	36	93	2.583

Single-Game Highs

Steals

Player	Opponent (Date)	Steals
1. Leslie Nichols	Louisville (2/14/86)	11
2. Rita Adams	VCU (12/16/01)	9
3. 13 players		8
Last, Victoria Dunlap vs. Louisville (12/20/09) and A'dia Mathies vs. Mississippi Valley State (1/11/10)		
14. Eight players		7
Last, Victoria Dunlap vs. UT-Martin (12/22/09)		

Note: Records kept since 1978-79 season

YEAR-BY-YEAR STEALS LEADERS

Year	Player	Class	Pos	G	Steals	Avg.
1978-79	Janet Timperman	Sr.	G/F	29	52	1.8
1979-80	Patty Jo Hedges	Fr.	G	29	60	2.1
1980-81	Patty Jo Hedges	So.	G	31	78	2.5
1981-82	Patty Jo Hedges	Jr.	G	32	61	1.9
1982-83	Patty Jo Hedges	Sr.	G	28	73	2.6
1983-84	Leslie Nichols	So.	F	27	64	2.4
1984-85	Leslie Nichols	Jr.	F	27	74	2.7
1985-86	Leslie Nichols	Sr.	F	29	104	3.6
1986-87	Bebe Croley	Jr.	G	28	73	2.6
1987-88	Jodie Whitaker	Jr.	G	29	44	1.5
1988-89	Malinka Salhi	Jr.	G	28	48	1.7
1989-90	Malinka Salhi	Sr.	G	31	90	2.9
1990-91	Stacy McIntyre	Jr.	F	29	68	2.3
1991-92	Stacey Reed	Fr.	G	30	69	2.3
1992-93	Stacey Reed	So.	G	28	68	2.4
1993-94	Stacey Reed	Jr.	G	28	97	3.5
1994-95	Stacey Reed	Sr.	G	28	75	2.7
1995-96	Christina Jansen	Sr.	G	27	63	2.3
1996-97	Nikki Hay	Jr.	G	27	50	1.9
1997-98	Tiffany Wait	Jr.	G/F	28	48	1.7
1998-99	Erica Jackson	Jr.	G	31	64	2.1
1999-2000	Erica Jackson	Sr.	G	29	68	2.3
2000-01	LaTonya McDole	Jr.	F	27	77	2.9
2001-02	Rita Adams	Jr.	G	29	104	3.6
2002-03	Rita Adams	Sr.	G	27	68	2.5
2003-04	Sara Potts	Jr.	G	28	38	1.4
	Shambria Jones	Sr.	F	28	38	1.4
2004-05	Sara Potts	Sr.	G/F	34	40	1.2
2005-06	Nastassia Alcuis	Jr.	G	31	43	1.4
2006-07	Carly Ormerod	Jr.	G	34	41	1.2
2007-08	Victoria Dunlap	Fr.	F	33	43	1.3
2008-09	Victoria Dunlap	So.	F	32	57	1.8
2009-10	Victoria Dunlap	Jr.	F	35	107	3.1



STREAKS

Win Streak

Overall

No.	Began	Ended
1.	11 Nov. 13, 2009 vs. Boston (H) 92-58	Dec. 28, 2009 vs. MTSU (A) 51-57
	Jan. 6, 1983 vs. Middle Tennessee (H) 73-68	Feb. 9, 1983 vs. Tennessee (H) 85-95
3.	10 Jan. 5, 1980 vs. South Carolina State (A) 87-72	Feb. 2, 1980 vs. Tennessee (H) 83-91
4.	9 Nov. 30, 1989 vs. Miami (OH) (A) 61-56	Jan. 7, 1990 vs. Vanderbilt (A) 70-79
	9 Dec. 1, 1980 vs. Charleston (H) 94-57	Jan. 11, 1981 vs. Rutgers (A) 67-69
6.	8 Jan. 17, 2010 vs. Alabama (H) 88-63	Feb. 14, 2010 vs. Vanderbilt (A) 55-68
	8 Dec. 8, 2006 vs. Alabama State (H) 75-46	Jan. 6, 2007 vs. Ohio State (A) 51-53
	8 Nov. 18, 2005 vs. IUPUI (H) 81-52	Dec. 18, 2005 vs. #3 LSU (H) 36-66
	8 Dec. 5, 1990 vs. Miami (OH) (H) 72-68	Jan. 6, 1991 vs. LSU (A) 74-78
	8 Nov. 11, 1982 vs. East Carolina (H) 78-67	Jan. 3, 1983 vs. Memphis State (A) 71-75
	8 Feb. 10, 1980 vs. Auburn (N) 88-59	March 6, 1980 vs. N.C. State (A) 63-71
12.	7 Dec. 3, 1987 vs. Ohio State (H) 68-51	Jan. 4, 1998 vs. Florida (A) 58-100
	7 Dec. 20, 1992 vs. Chicago State (N) 95-33	Jan. 16, 1993 vs. Auburn (H) 49-52
	7 March 22, 1990 vs. Maine (N) 76-66	Dec. 2, 1990 vs. Indiana (A) 64-80
	7 Feb. 20, 1982 vs. Florida (A) 89-87	March 20, 1982 vs. La. Tech (A) 60-82
	7 Dec. 21, 1981 vs. UCLA (H) 83-72	Jan. 20, 1982 vs. Old Dominion (A) 68-91
	7 Jan. 13, 1981 vs. Western Kentucky (A) 77-70	Jan. 31, 1981 vs. Auburn (N) 66-70

Single Season

No.	Began	Ended
1.	11 Nov. 13, 2009 vs. Boston (H) 92-58	Dec. 28, 2009 vs. MTSU (A) 51-57
	11 Jan. 6, 1983 vs. Middle Tennessee (H) 73-68	Feb. 9, 1983 vs. Tennessee (H) 85-95
3.	10 Jan. 5, 1980 vs. South Carolina State (A) 87-72	Feb. 2, 1980 vs. Tennessee (H) 83-91
4.	9 Nov. 30, 1989 vs. Miami (OH) (A) 61-56	Jan. 7, 1990 vs. Vanderbilt (A) 70-79
	9 Dec. 1, 1980 vs. Charleston (H) 94-57	Jan. 11, 1981 vs. Rutgers (A) 67-69
6.	8 Jan. 17, 2010 vs. Alabama (H) 88-63	Feb. 14, 2010 vs. Vanderbilt (A) 55-68
	8 Dec. 8, 2006 vs. Alabama State (H) 75-46	Jan. 6, 2007 vs. Ohio State (A) 51-53
	8 Nov. 18, 2005 vs. IUPUI (H) 81-52	Dec. 18, 2005 vs. #3 LSU (H) 36-66
	8 Dec. 5, 1990 vs. Miami (OH) (H) 72-68	Jan. 6, 1991 vs. LSU (A) 74-78
	8 Nov. 11, 1982 vs. East Carolina (H) 78-67	Jan. 3, 1983 vs. Memphis State (A) 71-75
	8 Feb. 10, 1980 vs. Auburn (N) 88-59	March 6, 1980 vs. N.C. State (A) 63-71
12.	7 Dec. 3, 1987 vs. Ohio State (H) 68-51	Jan. 4, 1998 vs. Florida (A) 58-100
	7 Dec. 20, 1992 vs. Chicago State (N) 95-33	Jan. 16, 1993 vs. Auburn (H) 49-52
	7 Feb. 20, 1982 vs. Florida (A) 89-87	March 20, 1982 vs. La. Tech (A) 60-82
	7 Dec. 21, 1981 vs. UCLA (H) 83-72	Jan. 20, 1982 vs. Old Dominion (A) 68-91
	7 Jan. 13, 1981 vs. Western Kentucky (A) 77-70	Jan. 31, 1981 vs. Auburn (N) 66-70

Home Court

No.	Began	Ended
1.	30 Feb. 12, 1980 vs. Northern Kentucky 62-61	Jan. 31, 1982 vs. Memphis State 69-70
2.	19 Feb. 23, 1982 vs. Louisville 84-80	Feb. 9, 1983 vs. Tennessee 85-95
3.	18 March 19, 2009 vs. Chattanooga 81-76	Current
4.	14 Jan. 31, 1990 vs. Eastern Kentucky 80-59	Jan. 27, 1991 vs. Alabama 65-72
5.	13 Jan. 30, 1984 vs. New Orleans 85-68	Jan. 13, 1985 vs. Old Dominion 63-64
6.	11 Feb. 7, 1987 vs. Alabama 89-80	Jan. 7, 1988 vs. Mississippi State 61-68
	11 Feb. 10, 1979 vs. Detroit 80-61	Feb. 2, 1980 vs. Tennessee 83-91
8.	10 Nov. 19, 2004 vs. Butler 82-44	Jan. 27, 2005 vs. Vanderbilt 67-73
9.	8 Nov. 18, 2005 vs. IUPUI 81-52	Dec. 18, 2005 vs. #3 LSU 36-66
10.	7 Nov. 29, 2006 vs. Detroit 79-44	Jan. 4, 2007 vs. South Carolina 59-55
	7 Dec. 1, 1992 vs. Marshall 79-44	Jan. 16, 1993 vs. Auburn 49-52
	7 Nov. 24, 1989 vs. Kentucky State 121-44	Jan. 11, 1990 vs. LSU 79-80
	7 Jan. 31, 1986 vs. Charleston 111-64	Dec. 12, 1986 vs. Ohio State 71-76
	7 Feb. 1, 1978 vs. Marshall 93-43	March 10, 1978 vs. Tennessee 60-76

Biggest Wins

Margin	Opponent (Site)	Score	Date
1.	+77 Kentucky State (H)	121-44	Nov. 24, 1989
2.	+74 Morris Brown (H)	106-32	Dec. 23, 2002
3.	+63 National College (H)	109-46	Feb. 22, 1984
4.	+62 Chicago State (N)	95-33	Dec. 20, 1992

5.	+60 Tennessee State (H)	105-45	Dec. 22, 2005
6.	+59 Southern Utah (H)	98-39	Jan. 17, 1990
7.	+56 Charleston Southern (H)	89-33	Dec. 10, 2004
	+56 Western Kentucky (H)	99-43	Jan. 14, 1980
9.	+55 Nicholls State (H)	106-51	Dec. 21, 2004
	+55 Winthrop (H)	94-39	Jan. 3, 2000
	+55 Miami (Fla.) (H)	108-53	Feb. 8, 1986
12.	+54 Miami (Ohio) (H)	107-53	Dec. 1, 2009
13.	+52 Florida A&M (H)	91-39	Dec. 13, 2009
14.	+51 Bellarmine (N/A)	83-32	Jan. 10, 1975
15.	+50 Indiana (H)	102-52	Dec. 15, 1979

Biggest SEC Wins

Margin	Opponent (Site)	Score	Date
1.	+36 Florida (H)	97-61	Dec. 31, 1981
2.	+34 Arkansas (H)	77-43	Jan. 15, 1983
3.	+29 Arkansas (A)	79-50	Feb. 12, 2006
	+29 Auburn (N)	88-59	Feb. 10, 1980
5.	+28 South Carolina (H)	93-65	Feb. 21, 1999
6.	+27 Alabama (A)	104-77	Jan. 18, 1983
	+27 Arkansas (H)	87-60	Feb. 18, 2007
8.	+26 Florida (H)	77-51	Feb. 18, 2010
9.	+25 Alabama (H)	88-63	Jan. 17, 2010
	+25 Florida (A)	76-61	Feb. 3, 1984

Biggest Losses

Margin	Opponent (Site)	Score	Date
1.	-79 Australian National	40-119	Feb. 1, 1974
2.	-72 Tennessee (H)	38-110	Jan. 21, 2001
3.	-54 Tennessee (A)	53-107	Nov. 13, 1976
4.	-49 Delta State (A)	40-89	Dec. 19, 1976
5.	-46 Georgia (A)	67-113	Feb. 23, 1986
6.	-44 Tennessee (A)	39-83	Jan. 27, 2001
	-44 Tennessee (A)	57-101	Jan. 21, 1989
	-44 Tennessee (N)	66-100	March 5, 1988
9.	-42 Florida (A)	58-100	Jan. 4, 1998
	-42 Auburn (A)	46-88	Feb. 10, 1996
11.	-41 Georgia (A)	46-87	Feb. 11, 1998



UK defeated Florida last season, 77-51, for its annual WBCA Think Pink game. The 26-point defeat was the eighth-largest margin of victory against an SEC opponent in UK Hoops history.



MISCELLANEOUS RECORDS

Top Individual Scoring Performances

- 42 Points**
Valerie Still vs. Charleston12/19/82
- 41 Points**
Valerie Still vs. Florida2/20/82
- 40 Points**
Bebe Croley vs. Morehead State12/20/87
- 39 Points**
Valerie Still vs. Indiana12/6/80
- 38 Points**
Valerie Still vs. Indiana12/15/79
Valerie Still vs. Ohio State12/2/82
Valerie Still at Rutgers2/16/83
- 37 Points**
Valerie Still vs. Indiana State1/17/81
- 35 Points**
Pam Browning vs. C. Missouri12/18/76
Pam Browning vs. EKU3/5/77
Valerie Still at Georgia2/6/82
Valerie Still at Murray State12/10/80
- 34 Points**
Pam Browning vs. Morehead1976-77
Valerie Still vs. LSU2/27/82
Leslie Nichols at Seton Hall12/5/81
Leslie Nichols vs. New Orleans1/30/84
- 33 Points**
Valerie Still vs. Mississippi State1/30/81
Valerie Still vs. Indiana State1/7/82
Valerie Still vs. Tennessee2/28/82
Valerie Still vs. Louisville1/20/83
Karen Mosley vs. Auburn2/2/86
Victoria Dunlap vs. Butler11/15/09
- 32 Points**
Pam Browning vs. Tennessee Tech1976-77
Valerie Still at Maryland3/21/81
Valerie Still vs. Cincinnati1/15/82
Valerie Still vs. Vanderbilt1/23/83
Karen Mosley vs. Valdosta11/27/83
Leslie Nichols vs. Morehead11/24/84
Leslie Nichols vs. Miami (Fla.)2/8/86
Lisa Collins vs. Vanderbilt2/20/84
Belitta Croley vs. Alabama2/7/87
Jocelyn Mills vs. Butler1/26/93
Shaunda Roberts vs. Syracuse12/22/95
Sara Potts vs. Chattanooga3/20/05
A'dia Mathies vs. Liberty3/20/10
- 31 Points**
Pam Browning vs. Western Ky.1976-77
Valerie Still vs. Indiana12/8/81
Leslie Nichols vs. Marshall11/22/85
Jodie Whitaker vs. Radford11/26/88
Jocelyn Mills vs. Florida2/28/93
Shaunda Roberts vs. Louisville2/19/96
Kim Denkins vs. N.C. State12/30/95



Sara Potts vs. Xavier3/24/05
Victoria Dunlap vs. Oklahoma3/30/10

- 30 Points**
Valerie Still vs. Rutgers1/11/81
Valerie Still vs. Eastern Ky.1/27/81
Liz Lukschu vs. South Carolina3/14/81
Valerie Still vs. UT-Chattanooga11/30/81
Valerie Still vs. UCLA12/21/81
Valerie Still vs. Miami12/5/82
Lea Wise vs. Illinois3/14/82
Leslie Nichols at Ohio State12/2/83
Leslie Nichols vs. Georgia1/29/85
Bebe Croley vs. Florida2/14/87
Erica Jackson vs. South Carolina2/21/99
Sara Potts at Ole Miss2/1/04
Sam Mahoney vs. James Madison3/26/08

Top Individual Rebounding Performances

- 27 Rebounds**
Valerie Still vs. National College2/9/82
- 26 Rebounds**
Valerie Still vs. Rutgers1/12/80
- 23 Rebounds**
Pam Browning vs. UT-Martin1/22/77
- 21 Rebounds**
Valerie Still vs. UT-Chattanooga11/30/81
- 20 Rebounds**
Valerie Still vs. Charleston12/19/82
Debra Oden vs. Morehead3/4/78

Jennifer Humphrey vs. Auburn1/21/07

19 Rebounds

- Liz Lukschu vs. MUW11/18/79
- Maria Donhoff vs. Louisville78-79
- Valerie Still vs. Indiana State1/17/81
- Valerie Still vs. Eastern Kentucky1/27/81
- Valerie Still vs. Seton Hall12/5/81
- Valerie Still vs. Rutgers2/16/83
- Vanessa Foster-Sutton vs. EKU1/31/90
- Jennifer Humphrey vs. Florida1/12/06
- Jennifer Humphrey vs. Arkansas3/1/07

18 Rebounds

- Valerie Still vs. Michigan1/23/82
- Valerie Still vs. Vanderbilt1/26/82
- Valerie Still vs. Tennessee Tech1/10/83
- Josh Mills vs. Morehead State2/6/91
- Jennifer Humphrey vs. South Carolina2/9/06
- Sarah Elliott vs. Ole Miss1/14/07
- Victoria Dunlap vs. Butler11/15/09

17 Rebounds

- Valerie Still at Maryland3/21/81
- Valerie Still vs. Vanderbilt12/10/81
- Valerie Still vs. Indiana State1/7/82
- Valerie Still vs. Cincinnati1/15/82
- Valerie Still vs. Memphis State1/31/82
- Valerie Still vs. Arkansas1/6/83
- Lisa Ellis vs. Ohio State11/28/89
- Shantia Owens vs. Ole Miss2/24/99
- Shantia Owens vs. Xavier12/31/99

16 Rebounds

- Valerie Still vs. Indiana12/8/81
- Valerie Still vs. Georgia1/3/82
- Valerie Still vs. Southern Illinois1/16/82
- Valerie Still vs. Georgia State2/4/82
- Leslie Nichols vs. Louisville2/25/84
- Vanessa Foster-Sutton vs. MTSU2/27/90
- Laura Meadows vs. Alabama3/2/00
- Jennifer Humphrey vs. Louisville12/28/05
- Jennifer Humphrey vs. UTPA1/2/07
- Jennifer Humphrey vs. Mississippi State1/25/07
- Jennifer Humphrey vs. Ole Miss2/8/07
- Jennifer Humphrey vs. Arkansas2/18/07
- Lydia Watkins vs. Middle Tennessee3/21/08
- Victoria Dunlap vs. Middle Tennessee12/28/09
- Victoria Dunlap vs. Miami Ohio12/1/09
- Victoria Dunlap vs. Morehead State11/17/09

Double-Doubles (Points/Rebounds) From 1980-present

The 20-20 Club

- Valerie Still 30/21UTC11/30/81
- 42/20Charleston12/19/82

The 20-15 Club

- Valerie Still 37/19Indiana State1/17/81
- 30/19EKU1/27/81
- 32/17Maryland3/21/81
- 34/19Seton Hall12/5/81
- 31/16Indiana12/8/81

UK HOOPS KENTUCKY OUTLOOK WILDCATS STAFF REVIEW RECORDS HISTORY MEDIA



MISCELLANEOUS RECORDS

UK HOOPS
KENTUCKY
OUTLOOK
WILDCATS
STAFF
REVIEW
RECORDS
HISTORY
MEDIA

23/15	... Florida	12/31/81
33/17	... Indiana State	1/7/82
32/17	... Cincinnati	1/15/82
27/16	... So. Illinois	1/16/82
27/18	... Michigan	1/23/82
28/18	... Vanderbilt	1/26/82
24/16	... Georgia St.	2/4/82
23/15	... So. Carolina	2/13/82
42/20	... Charleston	12/19/82
29/18	... Tenn. Tech	1/10/83
22/17	... Arkansas	1/15/83
38/19	... Rutgers	2/16/83
28/16	... Auburn	3/3/83
26/15	... Dayton	1/20/84
25/15	... E. Carolina	11/28/87
40/15	... Morehead St.	12/20/87
23/17	... Marshall	2/8/96
J. Humphrey	22/16	... Miss. State 1/25/07
J. Humphrey	21/19	... Arkansas 3/1/07
Victoria Dunlap	20/15	... Miami (Ohio) 1/3/09
21/15	... LSU	2/22/09
33/18	... Butler	11/15/09
21/16	... Miami Ohio	12/1/09
20/16	... MTSU	12/28/09

Leslie Nichols
Bebe Croley
Kim Denkins
J. Humphrey
J. Humphrey
Victoria Dunlap

Double-Doubles (Points/Assists)

Lea Wise	14/10	... Michigan	1/23/82
	11/12	... Tennessee	2/28/82
P.J. Hedges	10/13	... Illinois	3/14/82
	19/11	... Charleston	12/19/82
	16/14	... Memphis State	1/3/83
	15/10	... South Florida	1/14/83
Sandy Harding	12/10	... Old Dominion	12/29/84
	14/10	... Tennessee	1/23/85
	18/15	... Dayton	1/14/86
	10/12	... LSU	3/1/86
	24/10	... Drake	3/12/86
	16/10	... Old Dominion	1/23/87
Jodie Whitaker	16/12	... Miami	2/8/86
	16/14	... East Carolina	11/28/87
	16/11	... ECU	12/1/87
	17/10	... Virginia Tech	2/29/88
Leslie Nichols	21/11	... Valdosta State	11/27/83
	16/12	... Detroit	2/26/86
Malinka Salhi	15/11	... Ohio State	11/28/89
Stacey Reed	17/12	... Detroit	12/1/93
Carly Ormerod	13/11	... Ball State	3/19/07




UK Career Double-Doubles (from 1980-present)

1.	Valerie Still	67
2.	Leslie Nichols	34
3.	Josh Mills	25
4.	Victoria Dunlap	22
5.	Kim Denkins	19
6.	Eleia Roddy	16
7.	SeSe Helm	14
8.	Karen Mosley	12
	Bebe Croley	12
	Vanessa Foster-Sutton	12
	Sarah Elliott	12

UK Players With Four or More Consecutive Double-Doubles

1.	Valerie Still - (1982-83)	11
2.	Valerie Still - (1980-81)	10
3.	Valerie Still - (1982)	8
4.	Eleia Roddy - (2008-09)	7
	Valerie Still - (1981-82)	
6.	Jocelyn Mills - (1991)	4
	Leslie Nichols - (1985)	
	Valerie Still - (1983)	
	Victoria Dunlap - (2009-present)	

TRIPLE DOUBLE



Leslie Nichols is the only Kentucky player in school history to record a triple double. She posted 18 points, 13 rebounds and 11 steals vs. in-state rival Louisville on Valentine's Day, 1986.



MISCELLANEOUS RECORDS

UK IN OVERTIME

- The Cats are 21-23 all-time in overtime games.
- Matthew Mitchell holds a 4-3 career record in extra minutes, 2-2 at UK.
- The Cats are 7-14 in OT vs. teams currently in the SEC.

Single Overtime Games: 16-19

Date	Site	Opponent	Score	Result
12/19/77	A	Louisville	94-88	W
1/19/78	H	Alabama	62-66	L
11/18/78	N	Miss. Univ.	76-81	L
2/21/79	A	WKU	62-58	W
2/2/80	H	Tennessee	83-91	L
1/11/81	A	Rutgers	67-69	L
1/24/81	H	South Carolina	70-65	W
3/10/81	H	N.C. State	75-74	W
1/30/83	H	Georgia	66-59	W
1/23/85	A	Tennessee	76-72	W
1/2/86	A	Tenn. Tech	65-69	L
1/11/89	A	EKU	83-77	W
1/11/90	H	LSU	79-80	L
1/24/92	H	Arkansas	75-74	W
12/10/93	A	WKU	77-82	L
12/31/93	N	North Carolina	75-80	L
2/18/94	H	Tennessee	89-95	L
1/11/95	A	Louisville	76-77	L
12/8/97	A	WKU	66-64	W
1/14/98	H	LSU (Cincinnati)	74-71	W
11/19/98	A	Ohio State	92-84	W
1/31/99	A	Arkansas	69-74	L
1/13/00	A	Vanderbilt	55-60	L
12/21/02	H	Miami (Ohio)	108-102	W
2/6/03	A	Auburn	56-63	L
12/3/03	H	Louisville (Rupp)	84-80	W
12/13/03	A	Temple	82-86	L
1/9/05	A	Alabama	63-69	L
1/2/06	H	Bowling Green	66-62	W
1/14/07	H	Ole Miss	65-67	L
2/15/07	H	Georgia	72-82	L
11/30/07	H	Western Ky.	74-78	L
3/21/08	H	Middle Tenn.	68-66	W
3/19/09	H	Chattanooga	81-76	W
1/7/10	A	Georgia	60-61	L

Double Overtime Games: 5-4

12/18/75	A	Gulf Coast	79-77 (2OT)	W
1/28/78	H	Tennessee	90-92 (2OT)	L
3/16/78	N	Kansas	92-87 (2OT)	W
12/28/83	A	Detroit Mercy	107-102 (2OT)	W
2/2/86	A	Auburn	91-90 (2OT)	W
2/23/03	A	Alabama	73-71 (2OT)	W
2/1/04	A	Ole Miss	88-90 (2OT)	L
3/28/05	H	West Virginia	75-80 (2OT)	L
1/25/07	H	Mississippi St.	75-83 (2OT)	L

Triple Overtime Games: 0-1

11/28/89	A	Ohio State	86-89 (3OT)	L
----------	---	------------	-------------	---

UK'S ALL-TIME 100-POINT GAMES

- The Cats are a perfect 34-0 when scoring 100+ points.
- The last time the Cats hit the century mark was Dec. 20, 2009 vs. Louisville.
- UK has scored 100+ points three times against schools from the SEC, defeating Alabama 104-77 on Jan. 18, 1983, Vanderbilt 106-85 on Jan. 23, 1983, and Mississippi State 106-82 on Jan. 30, 1981.

Date	Site	Opponent	Score
1/17/76	H	Morehead	104-63
11/17/77	A	Memphis State	101-94
12/13/77	H	Murray State	102-64
12/15/79	H	Indiana	102-52
12/17/79	H	Eastern Kentucky	100-77
1/30/81	N	Mississippi State	106-82
3/2/81	H	Marshall	100-60
12/19/82	H	Charleston	106-81
1/10/83	H	Tennessee Tech	102-67
1/18/83	A	Alabama	104-77
1/23/83	A	Vanderbilt	106-85
12/28/83	A	Detroit Mercy	107-102 (2OT)
2/22/84	H	National College	109-46
11/22/85	A	Marshall	102-73
11/29/85	H	Cleveland State	101-63
1/31/86	H	Charleston	111-64
2/8/86	H	Miami (Fla.)	108-53
12/20/87	H	Morehead State	101-83
11/24/89	H	Kentucky State	121-44
11/25/89	H	Missouri	102-84
12/17/89	A	Central Florida	102-58
2/20/90	H	Morehead State	106-71
11/23/90	H	Kent State	114-83
11/24/90	H	Duquesne	101-56
11/28/90	H	Ohio State	107-73
12/7/90	H	Bradley	103-75
12/30/00	H	Florida Atlantic	112-71
11/23/01	N	Sam Houston State	100-55
12/21/02	H	Miami (Ohio)	108-102 (OT)
12/23/02	H	Morris Brown	106-32
12/21/04	H	Nicholls State	106-51
12/22/05	H	Tennessee St.	105-45
12/1/09	H	Miami (Ohio)	107-53
12/20/09	H	Louisville	101-67



ALL-TIME RESULTS



Matthew Mitchell
Overall Record at UK: 61-40 (2007-present)

2009-10

Coach: Matthew Mitchell
Record: 28-8 (11-5 SEC)

Nov. 13	Boston	92-58	Won	(H)
Nov. 15	Butler	87-66	Won	(H)
Nov. 17	Morehead State	72-55	Won	(A)
Nov. 22	Chattanooga	65-55	Won	(H)
Nov. 25	UC-Santa Barbara	68-54	Won	(A)
Nov. 28	McNeese State	85-50	Won	(H)
Dec. 01	Miami (OH)	107-53	Won	(H)
Dec. 04	Cincinnati	68-57	Won	(A)
Dec. 13	Florida A&M	91-39	Won	(H)
Dec. 20	Louisville	101-67	Won	(H)
Dec. 22	UT-Martin	87-47	Won	(H)
Dec. 28	Middle Tennessee	51-57	Lost	(A)
Jan. 1	Mississippi Valley State	93-48	Won	(H)
Jan. 7	#8/8 Georgia	60-61 (OT)	Lost	(A)
Jan. 10	#17/16 Vanderbilt	63-53	Won	(H)
Jan. 14	South Carolina	71-79	Lost	(A)
Jan. 17	Alabama	88-63	Won	(H)
Jan. 21	Arkansas	69-52	Won	(H)
Jan. 24	Auburn	68-50	Won	(H)
Jan. 28	#18/19 LSU	71-62	Won	(A)
Jan. 31	Mississippi State	69-59	Won	(A)
Feb. 4	Ole Miss	80-66	Won	(H)
Feb. 7	Arkansas	71-57	Won	(A)
Feb. 11	#19/18 Georgia	64-48	Won	(H)
Feb. 14	#RV/No. 22 Vanderbilt	55-68	Lost	(A)
Feb. 18	Florida	77-51	Won	(H)
Feb. 21	South Carolina	71-50	Won	(H)
Feb. 25	#4/4 Tennessee	65-81	Lost	(A)
Feb. 28	Auburn	53-65	Lost	(A)
March 5	Auburn *	65-54	Won	(N)
March 6	Mississippi State *	76-65	Won	(N)
March 7	#4/4 Tennessee *	62-70	Lost	(N)
March 20	Liberty **	83-77	Won	(N)
March 22	#24/25 Michigan State **	70-52	Won	(N)
March 28	#4/4 Nebraska ***	76-67	Won	(N)
March 30	#12/12 Oklahoma ***	68-88	Lost	(N)

* SEC Tournament, Duluth Ga. (The Arena at Gwinnett Center)
** NCAA 1st & 2nd Rounds, Louisville, Ky. (Freedom Hall)
*** NCAA Regionals, Kansas City, Mo. (Sprint Center)

2008-09

Coach: Matthew Mitchell
Record: 16-16 (5-9 SEC)

Nov. 15	Michigan	60-70	Lost	(H)
Nov. 17	Cincinnati	58-55	Won	(H)

Nov. 23	George Washington	67-48	Won	(H)
Nov. 28	Yale*	87-82	Won	(N)
Nov. 29	Long Island *	46-43	Won	(A)
Dec. 2	#23/25 Xavier	44-67	Lost	(A)
Dec. 4	Western Kentucky	57-66	Lost	(A)
Dec. 6	Furman	74-35	Won	(H)
Dec. 12	East Tennessee State	50-59	Lost	(H)
Dec. 14	#12/13 Louisville	59-75	Lost	(A)
Dec. 19	Alabama A&M	65-45	Won	(H)
Dec. 21	UC-Santa Barbara	69-58	Won	(H)
Dec. 30	IUPUI	82-60	Won	(H)
Jan. 1	North Carolina A&T	72-63	Won	(H)
Jan. 3	Miami (OH)	80-55	Won	(A)
Jan. 8	Tennessee	64-69	Lost	(A)
Jan. 11	Arkansas	72-63	Won	(H)
Jan. 15	Alabama	67-57	Won	(A)
Jan. 18	Mississippi State	45-52	Lost	(H)
Jan. 25	LSU	56-59	Lost	(H)
Jan. 29	#12/16 Florida	74-59	Lost	(A)
Feb. 1	Ole Miss	60-69	Lost	(A)
Feb. 5	South Carolina	61-47	Won	(H)
Feb. 8	#20/22 Vanderbilt	62-72	Lost	(H)
Feb. 12	#5/4 Auburn	69-81	Lost	(A)
Feb. 19	#13/19 Tennessee	66-56	Won	(H)
Feb. 22	LSU	56-57	Lost	(A)
Feb. 26	Georgia	57-61	Lost	(H)
March 1	South Carolina	70-53	Won	(A)
March 5	Georgia **	64-82	Lost	(N)
March 19	Chattanooga ***	81-76 (OT)	Won	(H)
March 22	Wisconsin ***	45-49	Lost	(A)

* Courtyard LaGuardia Turkey Classic (Brooklyn, N.Y.) - Wellness, Recreation and Athletic Center
** SEC Tournament (North Little Rock, Ark.) - Alltel Arena
*** WNIT Tournament (Campus Sites)

2007-08

Coach: Matthew Mitchell
Record: 17-16 (8-6 SEC)

Nov. 10	USC-Upstate	74-59	Won	(H)
Nov. 14	#14/12 George Wash.	65-75	Lost	(A)
Nov. 18	Florida Atlantic	61-53	Won	(H)
Nov. 23	Minnesota *	80-92	Lost	(N)
Nov. 24	#21/22 Texas *	60-72	Lost	(N)
Nov. 25	Lipscomb *	76-55	Won	(N)
Nov. 30	Western Kentucky !	74-78 (OT)	Lost	(H)
Dec. 4	William & Mary	75-44	Won	(H)
Dec. 8	Michigan	59-63	Lost	(A)
Dec. 20	Louisville !	65-80	Lost	(A)
Dec. 28	#23 Old Dominion	62-71	Lost	(H)
Dec. 30	South Alabama	66-56	Won	(A)
Jan. 1	Xavier	46-51	Lost	(H)
Jan. 7	Wofford	67-57	Won	(H)
Jan. 10	Florida	60-58	Won	(H)
Jan. 13	Mississippi State	64-60	Won	(A)
Jan. 17	#2 Tennessee	40-65	Lost	(A)
Jan. 20	#20/18 Auburn	62-55	Won	(H)
Jan. 24	South Carolina	66-62	Won	(A)
Jan. 27	#9 LSU	46-72	Lost	(A)
Jan. 31	#17/14 Georgia	47-44	Won	(A)
Feb. 3	#2 Tennessee	51-79	Lost	(A)
Feb. 7	Ole Miss !	59-54	Won	(H)
Feb. 14	#25 Vanderbilt	49-66	Lost	(A)
Feb. 17	Alabama	64-44	Won	(H)
Feb. 21	#6 LSU	48-52	Lost	(A)
Feb. 24	Arkansas	59-56	Won	(A)
March 2	South Carolina !	57-65	Lost	(H)
March 7	#23/21 Georgia **	57-50	Won	(N)
March 8	#7/6 LSU **	49-66	Lost	(N)

March 21	Middle Tennessee ***	68-66 (OT)	Won	(H)
March 26	James Madison ***	84-76	Won	(H)
March 30	Marquette ***	64-69	Lost	(H)

* Rainbow Wahine Classic (Honolulu, Hawaii) - Stan Sheriff Center
** SEC Tournament (Nashville, Tenn.) - Sommet Center
*** WNIT Tournament (Lexington, Ky.) - Memorial Coliseum
! - Played in Rupp Arena



Mickie DeMoss
Overall Record at UK: 71-56 (2003-07)

2006-07

Coach: Mickie DeMoss
Record: 20-14 (6-8 SEC)

Nov. 10	Washington State *	80-51	Won	(H)
Nov. 12	Indiana *	51-54	Lost	(H)
Nov. 18	Old Dominion	69-55	Won	(A)
Nov. 24	Delaware **	70-86	Lost	(N)
Nov. 25	Southern Illinois **	78-59	Won	(N)
Nov. 29	Detroit	79-44	Won	(H)
Dec. 3	#19 Louisville	75-83	Lost	(A)
Dec. 8	Alabama State	75-46	Won	(H)
Dec. 17	Arkansas-Pine Bluff !	83-46	Won	(H)
Dec. 19	Mississippi Valley State	84-37	Won	(H)
Dec. 21	Southern	70-44	Won	(H)
Dec. 29	Kent State ***	82-47	Won	(N)
Dec. 30	Memphis ***	86-51	Won	(N)
Jan. 2	Texas-Pan American	77-45	Won	(H)
Jan. 4	South Carolina	59-55	Won	(H)
Jan. 6	#7/8 Ohio State	51-53	Lost	(A)
Jan. 11	Alabama	63-62	Won	(A)
Jan. 14	Ole Miss	65-67 (OT)	Lost	(H)
Jan. 18	#8 LSU	58-76	Lost	(A)
Jan. 21	Auburn	68-65	Won	(A)
Jan. 25	Mississippi State !	75-83 (2OT)	Lost	(H)
Jan. 28	South Carolina	56-66	Lost	(A)
Feb. 1	#15 Vanderbilt	62-63	Lost	(H)
Feb. 4	Florida	84-74	Won	(H)
Feb. 8	Ole Miss	69-61	Won	(A)
Feb. 11	#3 Tennessee	62-84	Lost	(A)
Feb. 15	#11/12 Georgia !	72-82 (OT)	Lost	(H)
Feb. 18	Arkansas !	87-60	Won	(H)
Feb. 25	Florida	79-83	Lost	(A)
March 1	Arkansas ****	72-57	Won	(N)
March 2	#10/12 Georgia ****	40-72	Lost	(N)
March 15	Oakland *****	65-56	Won	(A)
March 19	Ball State *****	85-82	Won	(A)
March 22	Wisconsin *****	61-67	Lost	(A)

* Women's Sports Foundation Tournament (Lexington, Ky.) - Memorial Coliseum



** odwalla Classic (San Francisco, Calif.) - War Memorial Gymnasium
 *** Wells Fargo New Year's Classic (San Antonio, Texas) - USTA Convocation Center
 **** SEC Tournament (Duluth, Ga.) - Gwinnett Center
 ***** WNIT (Campus Sites)
 ! - Played in Rupp Arena

2005-06

Coach: Mickie DeMoss
Record: 22-9 (9-5 SEC)

Nov. 18	IUPUI	81-52	Won	(H)
Nov. 22	Stetson	84-38	Won	(H)
Nov. 25	Indiana State *	68-58	Won	(N)
Nov. 26	Hofstra *	67-54	Won	(N)
Dec. 1	Florida International	71-56	Won	(H)
Dec. 6	North Carolina A&T	71-40	Won	(H)
Dec. 8	Georgetown	63-47	Won	(H)
Dec. 10	Detroit	74-65	Won	(A)
Dec. 18	#3 LSU	36-66	Lost	(H)
Dec. 22	Tennessee State	105-45	Won	(H)
Dec. 28	Louisville !	55-64	Lost	(H)
Dec. 31	Wake Forest	77-82	Lost	(A)
Jan. 2	Bowling Green St.	66-62 (OT)	Won	(H)
Jan. 8	South Carolina	72-60	Won	(H)
Jan. 12	#RV/24 Florida	80-65	Won	(A)
Jan. 15	Georgia Tech **	66-62	Won	(A)
Jan. 19	Auburn !	57-71	Lost	(H)
Jan. 22	Ole Miss	81-75	Won	(A)
Jan. 26	#1/3 Tennessee !	66-63	Won	(H)
Feb. 2	#14 Georgia	57-91	Lost	(A)
Feb. 5	Florida	61-68	Lost	(H)
Feb. 9	South Carolina	75-71	Won	(A)
Feb. 12	Arkansas	79-50	Won	(A)
Feb. 16	Ole Miss	65-61	Won	(H)
Feb. 19	Mississippi State	51-46	Won	(A)
Feb. 23	#23/24 Vanderbilt	55-72	Lost	(A)
Feb. 26	Alabama !	80-60	Won	(H)
March 2	#23/RV Florida ***	88-70	Won	(N)
March 3	#3 LSU ***	52-79	Lost	(N)
March 18	Chattanooga ****	69-59	Won	(N)
March 20	#16/17 Michigan State ****	63-67	Lost	(N)

* Pepperdine Tournament (Malibu, Calif.) - Firestone Fieldhouse
 ** Russell Athletic Shootout (Duluth, Ga.) - Gwinnett Center
 *** SEC Tournament (North Little Rock, Ark.) - Alltel Arena
 **** NCAA First and Second Rounds (Rosemont, Ill.) - Allstate Arena
 ! - Played in Rupp Arena

2004-05

Coach: Mickie DeMoss
Record: 18-16 (4-10 SEC)

Nov. 19	Butler	82-44	Won	(H)
Nov. 21	Florida A&M	84-55	Won	(H)
Nov. 25	Oregon St. &	73-70	Won	(N)
Nov. 26	South Dakota St. &	55-57	Lost	(N)
Nov. 27	#17/18 Rutgers &	60-75	Lost	(N)
Dec. 1	Northwestern	70-63	Won	(A)
Dec. 5	Louisville	49-66	Lost	(A)
Dec. 10	Charleston So.	89-33	Won	(H)
Dec. 12	Marshall	73-55	Won	(A)
Dec. 18	UAB	90-60	Won	(H)
Dec. 21	Nicholls State !	106-51	Won	(H)
Dec. 28	Xavier	67-75	Lost	(A)
Dec. 30	Wake Forest !	66-61	Won	(H)
Jan. 2	St. Francis (Penn.)	85-73	Won	(H)
Jan. 4	Longwood	79-41	Won	(H)

Jan. 9	Alabama	63-69 (OT)	Lost	(A)
Jan. 13	#18 Georgia !	71-63	Won	(H)
Jan. 16	Ole Miss	70-63	Won	(H)
Jan. 20	Mississippi St.	59-72	Lost	(A)
Jan. 23	#7/9 Tennessee	49-67	Lost	(A)
Jan. 27	#23/21 Vanderbilt	67-73	Lost	(H)
Jan. 30	South Carolina	66-50	Won	(H)
Feb. 6	#18/19 Georgia	64-68	Lost	(A)
Feb. 10	Florida	59-70	Lost	(H)
Feb. 13	Auburn	50-65	Lost	(A)
Feb. 17	#1 LSU	58-81	Lost	(A)
Feb. 20	Mississippi State	55-71	Lost	(A)
Feb. 24	South Carolina	47-60	Lost	(A)
Feb. 27	Arkansas	73-67	Won	(H)
March 3	Auburn *	57-62	Lost	(N)
March 18	Eastern Michigan **	79-68	Won	(H)
March 20	Chattanooga **	91-54	Won	(H)
March 24	Xavier **	67-62	Won	(H)
March 28	West Virginia **	75-80 (2OT)	Lost	(H)


& Paradise Jam (St. Thomas, Virgin Islands)
 * SEC Tournament (Greenville, S.C.) - BiLo Center
 ** WNIT (Lexington, Ky.) - Memorial Coliseum
 ! - Played in Rupp Arena

2003-04

Coach: Mickie DeMoss
Record: 11-17 (3-11 SEC)

Nov. 21	IPFW	79-59	Won	(H)
Nov. 23	Northwestern	67-60	Won	(H)
Nov. 25	#13 North Carolina !	59-75	Lost	(H)
Nov. 28	Duquesne *	90-83	Won	(N)
Nov. 29	San Francisco *	59-67	Lost	(A)
Dec. 3	Louisville !	84-80 (OT)	Won	(H)
Dec. 10	Xavier	60-75	Lost	(H)
Dec. 13	Temple	82-86 (OT)	Lost	(A)
Dec. 20	Miami (Ohio)	64-58	Won	(A)
Dec. 22	Western Kentucky	76-63	Won	(A)
Dec. 30	Austin Peay	82-56	Won	(H)
Jan. 2	Cincinnati	52-60	Lost	(A)
Jan. 6	High Point	83-45	Won	(H)
Jan. 8	#22 Vanderbilt	57-65	Lost	(A)
Jan. 11	#12/9 Georgia	53-74	Lost	(H)
Jan. 18	#14 LSU	69-70	Lost	(H)
Jan. 22	Mississippi State	67-80	Lost	(A)
Jan. 25	South Carolina	75-61	Won	(A)
Jan. 29	#1 Tennessee	72-81	Lost	(H)
Feb. 1	Ole Miss	88-90 (2OT)	Lost	(A)
Feb. 5	#19/22 Auburn	54-71	Lost	(H)
Feb. 8	#24/RV Florida	56-76	Lost	(A)
Feb. 15	Mississippi State	41-54	Lost	(H)
Feb. 19	Arkansas	58-69	Lost	(A)
Feb. 22	Alabama	62-59	Won	(H)
Feb. 26	South Carolina	71-54	Won	(H)
Feb. 29	#19/15 Georgia	62-73	Lost	(A)
March 4	#19/RV Vanderbilt **	41-60	Lost	(N)

* Odwalla Classic (San Francisco, Calif) - War Memorial Gym
 ** SEC Tournament (Nashville, Tenn.) - Gaylord Entertainment Center
 ! - Played in Rupp Arena



Bernadette Mattox
 Overall Record: 91-135 (1995-2003)

2002-03

Coach: Bernadette Mattox
Record: 11-16 (4-10 SEC)
Captain: Rita Adams

Nov. 25	Southern Illinois	79-53	Won	(H)
Nov. 29	Pacific *	77-61	Won	(N)
Nov. 30	Washington *	56-88	Lost	(A)
Dec. 4	Evansville	66-70	Lost	(A)
Dec. 7	Western Kentucky	83-88	Lost	(H)
Dec. 14	Hawaii **	59-70	Lost	(A)
Dec. 15	Long Island **	72-64	Won	(N)
Dec. 21	Miami (Ohio)	108-102 (OT)	Won	(H)
Dec. 23	Morris Brown	106-32	Won	(H)
Dec. 31	Cincinnati	69-67	Won	(H)
Jan. 2	Marshall !	75-42	Won	(H)
Jan. 5	Louisville	62-86	Lost	(A)
Jan. 12	Alabama	59-55	Won	(H)
Jan. 16	LSU	39-82	Lost	(A)
Jan. 19	Vanderbilt	50-84	Lost	(A)
Jan. 23	Ole Miss	83-66	Won	(H)
Jan. 26	Georgia	59-71	Lost	(A)
Feb. 2	South Carolina	46-49	Lost	(A)
Feb. 6	Auburn	56-63 (OT)	Lost	(A)
Feb. 9	Vanderbilt	63-85	Lost	(H)
Feb. 13	Arkansas	60-70	Lost	(H)
Feb. 16	Mississippi State	46-96	Lost	(A)
Feb. 20	Florida	49-47	Won	(H)
Feb. 23	Alabama	73-71 (2OT)	Won	(A)
Feb. 27	South Carolina	51-97	Lost	(A)
March 2	Tennessee	69-84	Lost	(H)
March 6	Auburn ***	62-68	Lost	(N)

* Seattle Times Husky Classic (Seattle, Wash.) -Bank of America Arena
 ** Hawaii Invitational (Honolulu, Hawaii) - Stan Sheriff Center
 *** SEC Tournament (North Little Rock, Ark.) - Alltel Arena
 ! - Played in Rupp Arena

2001-02

Coach: Bernadette Mattox
Record: 9-20 (1-13 SEC)
Captains: LaTonya McDole and Niecee Patterson

Nov. 17	Temple	64-55	Won	(H)
Nov. 23	Sam Houston State *	100-55	Won	(N)
Nov. 24	Memphis *	55-63	Lost	(A)
Nov. 28	North Carolina	64-102	Lost	(A)
Dec. 1	Miami (Fla.)	60-57	Won	(H)
Dec. 5	Miami (Ohio)	64-73	Lost	(A)
Dec. 8	Western Kentucky	79-84	Lost	(A)

UK HOOPS KENTUCKY OUTLOOK WILDCATS STAFF REVIEW RECORDS HISTORY MEDIA



Dec. 16	Virginia Commonwealth	66-61	Won	(A)
Dec. 19	Louisville	72-53	Won	(H)
Dec. 22	Evansville	72-78	Lost	(H)
Dec. 28	Southern Miss **	59-44	Won	(N)
Dec. 29	Lafayette **	83-60	Won	(N)
Jan. 3	Mississippi State	54-59	Lost	(H)
Jan. 6	Alabama	63-62	Won	(A)
Jan. 10	Vanderbilt	54-71	Lost	(A)
Jan. 13	Auburn	66-70	Lost	(H)
Jan. 17	Arkansas	64-76	Lost	(A)
Jan. 20	South Carolina	49-78	Lost	(A)
Jan. 24	LSU	59-75	Lost	(H)
Jan. 27	Alabama	58-61	Lost	(H)
Feb. 3	Georgia	50-76	Lost	(H)
Feb. 7	Ole Miss	66-76	Lost	(A)
Feb. 10	South Carolina	73-74	Lost	(H)
Feb. 14	Florida	59-81	Lost	(A)
Feb. 19	Cincinnati	57-73	Lost	(A)
Feb. 21	Vanderbilt	57-73	Lost	(H)
Feb. 24	Tennessee	64-89	Lost	(A)
Feb. 28	Mississippi State ***	75-72	Won	(N)
March 1	LSU ***	62-74	Lost	(N)

* Lady Tiger Classic (Memphis, Tenn.) - Elma Roane Fieldhouse
 ** Blue Sky Restaurant Group Classic (Hanover, N.H.) - Edward Leede Arena
 *** SEC Tournament (Nashville, Tenn.) - Gaylord Entertainment Center

European Tour

May 2001 • 5-0

W, 87-56	Nice University Club (Nice, France)	May 9
W, 85-69	Lyon A.L.G.M (Lyon, France)	May 10
W, 59-44	Sion Helios BBC (Montreaux, Switzerland)	May 12
W, 87-50	Fribourg BBC (Fribourg, Switzerland)	May 13
OW, 78-59	Soeaux (Paris, France)	May 15

2000-01

Coach: Bernadette Mattox
Record: 6-21 (2-12 SEC)
Captain: LaTonya McDole

Nov. 21	Miami (Ohio)	77-71	Won	(H)
Nov. 25	Missouri *	51-86	Lost	(N)
Nov. 26	Houston *	77-78	Lost	(N)
Nov. 29	IUPUI	76-75	Won	(H)
Dec. 1	Purdue	67-87	Lost	(H)
Dec. 6	Xavier	62-80	Lost	(A)
Dec. 9	Louisville	57-63	Lost	(A)
Dec. 17	Fla. International **	60-58	Won	(A)
Dec. 19	Miami (Fla.)	59-74	Lost	(A)
Dec. 22	Cincinnati ***	38-57	Lost	(N)
Dec. 30	Florida Atlantic	112-71	Won	(H)
Jan. 4	Auburn	40-73	Lost	(A)
Jan. 7	Florida	48-85	Lost	(H)
Jan. 11	Vanderbilt	61-91	Lost	(H)
Jan. 14	Arkansas	50-69	Lost	(A)
Jan. 18	LSU	64-87	Lost	(A)
Jan. 21	Tennessee	38-110	Lost	(H)
Jan. 25	Alabama	71-64	Won	(H)
Jan. 27	Tennessee	39-83	Lost	(A)
Jan. 31	Va. Commonwealth	57-67	Lost	(H)
Feb. 4	Arkansas	78-84	Lost	(H)
Feb. 11	South Carolina	62-70	Lost	(A)
Feb. 15	Georgia	58-91	Lost	(A)
Feb. 18	South Carolina	61-59	Won	(H)
Feb. 22	Ole Miss	54-75	Lost	(H)
Feb. 25	Mississippi State	66-74	Lost	(A)
March 1	LSU ****	57-72	Lost	(N)

* Pepperdine Classic (Malibu, Calif.) - Firestone Fieldhouse
 ** Baptist Health Systems Women's Fab Four Classic

(Miami, Fla.) - Golden Panther Arena
 *** Louisville, Ky. (double-header with UK Men vs. Indiana)
 **** SEC Tournament (Memphis, Tenn.) - The Pyramid

1999-2000

Coach: Bernadette Mattox
Record: 15-14 (5-9 SEC)
Captains: Tiffany Wait and Erica Jackson

Nov. 19	Austin Peay	88-52	Won	(A)
Nov. 22	Miami (Ohio)	77-39	Won	(A)
Nov. 24	Connecticut *	62-68	Lost	(A)
Nov. 26	Clemson *	65-70	Lost	(N)
Dec. 1	Western Kentucky	75-48	Won	(H)
Dec. 6	New Mexico	62-52	Won	(A)
Dec. 11	Liberty	69-57	Won	(A)
Dec. 18	Purdue **	40-48	Lost	(N)
Dec. 22	Cincinnati	68-62	Won	(A)
Dec. 28	Tennessee-Martin	93-55	Won	(H)
Dec. 31	Xavier	67-68	Lost	(H)
Jan. 3	Winthrop	94-39	Won	(H)
Jan. 6	Auburn	71-69	Won	(H)
Jan. 10	Florida	72-58	Won	(A)
Jan. 13	Vanderbilt	55-60 (OT)	Lost	(A)
Jan. 16	Arkansas	68-60	Won	(H)
Jan. 20	LSU	59-66	Lost	(H)
Jan. 23	Tennessee	65-71	Lost	(H)
Jan. 27	Alabama	67-68	Lost	(A)
Jan. 30	Tennessee	48-77	Lost	(A)
Feb. 6	Arkansas	70-83	Lost	(A)
Feb. 13	South Carolina	73-71	Won	(H)
Feb. 17	Georgia	69-73	Lost	(H)
Feb. 20	South Carolina	51-64	Lost	(A)
Feb. 22	Louisville	75-65	Won	(H)
Feb. 24	Ole Miss	59-57	Won	(A)
Feb. 27	Mississippi State	46-63	Lost	(H)
March 2	Alabama ***	67-63	Won	(N)
March 3	Georgia ***	45-63	Lost	(N)

* Coaches vs. Cancer Challenge (Hartford, Conn.) - Hartford Civic Center
 ** Boilermaker Blockbuster (Indianapolis, Ind.) - Consco Fieldhouse
 *** SEC Tournament (Chattanooga, Tenn.) - UTC Arena

1998-99

Coach: Bernadette Mattox
Record: 21-11 (7-7 SEC)
Captains: Tiffany Wait and Jaye Barnes

Nov. 15	Austin Peay	88-71	Won	(H)
Nov. 19	Ohio State	92-84 (OT)	Won	(A)
Nov. 22	Tennessee-Martin	90-60	Won	(A)
Nov. 27	Louisville *	73-62	Won	(N)
Nov. 28	Hawaii *	66-57	Won	(A)
Nov. 29	UCLA *	54-64	Lost	(N)
Dec. 6	Auburn	68-62	Won	(A)
Dec. 9	Miami (Ohio)	76-56	Won	(H)
Dec. 12	Liberty	76-80	Lost	(H)
Dec. 19	Eastern Illinois **	90-71	Won	(N)
Dec. 20	Wichita State **	58-51	Won	(A)
Dec. 28	Cincinnati	70-59	Won	(H)
Jan. 3	Florida	63-77	Lost	(H)
Jan. 7	Vanderbilt	70-69	Won	(H)
Jan. 10	Ole Miss	57-60	Lost	(A)
Jan. 14	LSU	59-67	Lost	(A)
Jan. 17	Tennessee	60-98	Lost	(A)
Jan. 20	Louisville	69-56	Won	(A)
Jan. 24	Alabama	76-72	Won	(H)
Jan. 28	Florida	80-70	Won	(A)
Jan. 31	Arkansas	69-74 (OT)	Lost	(A)
Feb. 4	Auburn	67-68	Lost	(H)
Feb. 7	Georgia	80-76	Won	(H)

Feb. 11	South Carolina	78-76	Won	(A)
Feb. 14	Mississippi State	78-83	Lost	(A)
Feb. 16	Eastern Kentucky	87-47	Won	(A)
Feb. 21	South Carolina	93-65	Won	(H)
Feb. 25	Ole Miss ***	75-59	Won	(N)
Feb. 26	LSU ***	81-71	Won	(N)
Feb. 27	Georgia ***	62-68	Lost	(N)
March 13	Nebraska ****	98-92	Won	(N)
March 15	UCLA ****	63-87	Lost	(N)

* Rainbow Wahine Classic (Honolulu, Hawaii)
 ** Wichita State Shocker Shootout (Wichita, Kan.)
 *** SEC Tournament (Chattanooga, Tenn.)
 **** NCAA Tournament (Los Angeles, Calif.)

1997-98

Coach: Bernadette Mattox
Record: 13-15 (5-9 SEC)
Captains: Jaye Barnes, Tiffany Wait and Natalie Martinez

Nov. 18	Indiana	71-84	Lost	(A)
Nov. 21	Southwest Missouri	54-74	Lost	(A)
Nov. 25	Michigan State	57-71	Lost	(A)
Nov. 28	Illinois Chicago *	60-46	Won	(N)
Nov. 29	Nebraska *	59-68	Lost	(A)
Dec. 3	Ohio State	68-51	Won	(H)
Dec. 6	Dayton	73-69	Won	(H)
Dec. 8	Western Kentucky	66-64 (OT)	Won	(A)
Dec. 14	Auburn	68-67	Won	(H)
Dec. 20	Miami (Ohio)	71-64	Won	(A)
Dec. 28	UMass **	57-51	Won	(N)
Dec. 29	Northeastern **	76-39	Won	(N)
Jan. 4	Florida	58-100	Lost	(A)
Jan. 7	Vanderbilt	54-64	Lost	(A)
Jan. 10	Ole Miss	49-76	Lost	(H)
Jan. 14	LSU (Cincinnati)	74-71 (OT)	Won	(H)
Jan. 18	Tennessee	65-93	Lost	(H)
Jan. 21	Louisville \$	62-80	Lost	(H)
Jan. 24	Alabama	56-62	Lost	(A)
Jan. 28	Florida	63-70	Lost	(H)
Jan. 31	Arkansas	79-63	Lost	(H)
Feb. 4	Auburn	53-48	Won	(A)
Feb. 8	South Carolina	87-73	Won	(H)
Feb. 11	Georgia	46-87	Lost	(A)
Feb. 15	Mississippi State	71-62	Won	(H)
Feb. 17	Eastern Kentucky	76-60	Won	(H)
Feb. 21	South Carolina	65-67	Lost	(A)
Feb. 26	Mississippi State ***	48-67	Lost	(N)

* Nebraska CableVision Classic (Lincoln, Neb.)
 ** Citizen's Bank Dartmouth Classic (Hanover, N.H.)
 *** SEC Tournament (Columbus, Ga.)
 \$ - Played in Louisville - Freedom Hall (Double-header w/UK men's team)

1996-97

Coach: Bernadette Mattox
Record: 8-19 (2-10 SEC)

Nov. 22	Michigan *	54-68	Lost	(N)
Nov. 23	Western Michigan *	61-44	Won	(A)
Nov. 27	Michigan State	50-76	Lost	(H)
Nov. 30	Dayton	53-55	Lost	(A)
Dec. 4	Ohio State	66-84	Lost	(A)
Dec. 7	Toledo	54-80	Lost	(A)
Dec. 13	Miami (Ohio)	71-63	Won	(H)
Dec. 15	Indiana	62-74	Lost	(H)
Dec. 22	Southwest Missouri	64-58	Won	(H)
Dec. 29	Alaska-Anchorage **	76-41	Won	(N)
Dec. 30	Villanova **	63-54	Won	(A)
Jan. 2	Ole Miss	52-83	Lost	(A)
Jan. 5	LSU	63-73	Lost	(A)
Jan. 8	Vanderbilt	54-65	Lost	(H)
Jan. 12	Tennessee	61-84	Lost	(A)



Jan. 14	Western Kentucky	79-73	Won	(H)
Jan. 22	Alabama #	62-78	Lost	(N)
Jan. 25	Arkansas	55-88	Lost	(A)
Jan. 29	South Carolina	59-68	Lost	(A)
Feb. 2	Auburn	59-60	Lost	(H)
Feb. 5	Eastern Kentucky	62-67	Lost	(A)
Feb. 8	Georgia	62-80	Lost	(H)
Feb. 13	Florida	53-77	Lost	(H)
Feb. 16	Mississippi State	74-57	Won	(A)
Feb. 18	Louisville	52-64	Lost	(A)
Feb. 22	South Carolina	76-52	Won	(H)
Feb. 28	Arkansas ***	60-71	Lost	(N)

* Western Michigan Tournament (Kalamazoo, Mich)
 ** Villanova Wildcat Classic (Villanova, Penn.)
 *** SEC Tournament (Chattanooga, Tenn.)
 # Played in Cincinnati, Ohio - Riverfront Coliseum


1995-96

Coach: Bernadette Mattox
Record: 8-19 (2-9 SEC)

Captains: Christina Jansen and Julie Swarens-Beickman

Nov. 24	UNC-Asheville *	98-76	Won	(H)
Nov. 25	Toledo *	88-76	Won	(H)
Nov. 29	Ohio State	67-77	Lost	(H)
Dec. 1	Loyola (Md.) **	67-54	Won	(N)
Dec. 2	Northwestern **	42-78	Lost	(A)
Dec. 5	Western Kentucky	61-81	Lost	(A)
Dec. 8	Indiana #	64-71	Lost	(N)
Dec. 16	Florida ##	46-69	Lost	(N)
Dec. 21	Syracuse ###	83-63	Won	(N)
Dec. 23	Miami (Ohio)	62-71	Lost	(A)
Dec. 29	Duke ***	54-73	Lost	(N)
Dec. 30	N.C. State ***	62-66	Lost	(N)
Jan. 3	Ole Miss	60-68	Lost	(H)
Jan. 7	LSU	52-62	Lost	(H)
Jan. 11	Vanderbilt	53-58	Lost	(A)
Jan. 14	Tennessee	45-60	Lost	(H)
Jan. 20	Alabama	51-66	Lost	(A)
Jan. 24	South Carolina	53-66	Lost	(H)
Jan. 28	Arkansas	69-65	Won	(H)
Feb. 7	Marshall	66-72	Lost	(A)
Feb. 10	Auburn	46-88	Lost	(A)
Feb. 13	Georgia	55-75	Lost	(A)
Feb. 17	Mississippi State	78-60	Won	(H)
Feb. 19	Louisville	74-66	Won	(H)
Feb. 24	South Carolina	65-76	Lost	(A)
Feb. 27	Eastern Kentucky	68-62	Won	(H)
March 1	Auburn ****	43-58	Lost	(N)

* UK Invitational Tournament (Lexington, Ky.)
 ** Northwestern Inv. Tournament (Evanston, Ill.)
 *** Big Four Classic (Greensboro, N.C.)
 **** SEC Tournament (Chattanooga, Tenn.)
 # Played in Lafayette, Ind. - Mackey Arena
 ## Played in Orlando, Fla. - Orlando Arena
 ### Played in Cincinnati, Ohio - Riverfront Coliseum



Sharon Fanning
 Overall Record: 134-97 (1987-95)

1994-95

Coach: Sharon Fanning
Record: 14-14 (4-7 SEC)

Captains: Stacey Reed, Karri Koach and Stephanie Baker

Nov. 25	UMass *	73-55	Won	(H)
Nov. 26	St. John's *	67-54	Won	(H)
Dec. 1	Detroit	71-48	Won	(H)
Dec. 4	Ohio State	59-75	Lost	(A)
Dec. 7	Indiana	60-65	Lost	(A)
Dec. 11	Western Kentucky	48-64	Lost	(H)
Dec. 17	Ole Miss	58-66	Lost	(A)
Dec. 19	Memphis	71-81	Lost	(A)
Dec. 28	UCLA	65-74	Lost	(A)
Dec. 31	Cal St.-Northridge	74-52	Won	(A)
Jan. 4	Florida !	63-55	Won	(H)
Jan. 7	South Carolina	85-67	Won	(H)
Jan. 11	Louisville	76-77 (OT)	Lost	(A)
Jan. 15	Mississippi State	65-53	Won	(A)
Jan. 17	Cincinnati	52-49	Won	(A)
Jan. 22	Georgia	57-68	Lost	(H)
Jan. 26	Vanderbilt	53-82	Lost	(H)
Jan. 29	Auburn	62-73	Lost	(H)
Feb. 1	UNC-Asheville	70-55	Won	(A)
Feb. 4	Arkansas	56-62	Lost	(A)
Feb. 8	Marshall	91-58	Won	(H)
Feb. 11	Alabama	62-68	Lost	(H)
Feb. 15	Morehead State	78-49	Won	(H)
Feb. 19	Tennessee	41-67	Lost	(A)
Feb. 22	Eastern Kentucky	80-67	Won	(H)
Feb. 25	LSU	63-49	Won	(A)
March 3	Auburn **	75-51	Won	(N)
March 4	Tennessee **	62-74	Lost	(N)

* Lady Kat Invitational (Lexington, Ky.)
 ** SEC Tournament (Chattanooga, Tenn.)
 ! - Played in Rupp Arena

1993-94

Coach: Sharon Fanning
Record: 17-11 (5-6 SEC)

Captains: Tedra Eberhart, Jennifer Gray, Kayla Campbell and Christe Jordan

Nov. 26	Marist *	96-65	Won	(H)
Nov. 27	Georgetown *	87-82	Won	(H)
Dec. 1	Detroit	82-76	Won	(A)
Dec. 4	Memphis State	91-63	Won	(H)
Dec. 7	Indiana	74-86	Lost	(H)
Dec. 10	Western Kentucky	77-82 (OT)	Lost	(A)
Dec. 18	Ole Miss	47-51	Lost	(H)
Dec. 21	Ohio State	81-94	Lost	(H)
Dec. 29	Central Florida **	87-45	Won	(A)

Dec. 30	Florida State **	58-55	Won	(N)
Dec. 31	North Carolina **	75-80 (OT)	Lost	(N)
Jan. 4	Florida	64-81	Lost	(A)
Jan. 8	South Carolina	82-63	Won	(A)
Jan. 12	Vanderbilt	56-83	Lost	(A)
Jan. 16	Mississippi State	81-79	Won	(H)
Jan. 19	Louisville	95-62	Won	(H)
Jan. 23	Georgia	71-70	Won	(A)
Jan. 29	Auburn	61-75	Lost	(A)
Feb. 1	Eastern Kentucky	99-75	Won	(H)
Feb. 5	Arkansas	81-60	Won	(H)
Feb. 8	Cincinnati	86-56	Won	(H)
Feb. 13	Alabama	82-96	Lost	(A)
Feb. 16	Marshall	66-43	Won	(A)
Feb. 18	Tennessee	89-95 (OT)	Lost	(H)
Feb. 23	Murray State	74-67	Won	(A)
Feb. 26	LSU	89-71	Won	(H)
March 4	South Carolina ***	83-80	Won	(N)
March 5	Vanderbilt ***	67-72	Lost	(N)

* Lady Kat Invitational (Lexington, Ky.)
 ** Central Florida Holiday Classic (Orlando, Fla.)
 *** SEC Tournament (Chattanooga, Tenn.)

1992-93

Coach: Sharon Fanning
Record: 18-10 (5-6 SEC)

Captains: Cathy Proctor, Mia Daniel and Jocelyn Mills

Dec. 1	Marshall	79-44	Won	(H)
Dec. 4	Murray State *	89-55	Won	(H)
Dec. 5	Connecticut *	75-54	Won	(H)
Dec. 9	South Carolina	76-55	Won	(H)
Dec. 11	UNC-Charlotte **	54-57	Lost	(N)
Dec. 12	West Virginia **	73-63	Won	(N)
Dec. 19	Oklahoma State ***	57-61	Lost	(N)
Dec. 20	Chicago State ***	95-33	Won	(N)
Dec. 28	Bradley	78-49	Won	(A)
Dec. 31	Kansas	71-61	Won	(H)
Jan. 4	Mississippi State	73-53	Won	(A)
Jan. 6	Louisville	58-53	Won	(A)
Jan. 10	Georgia	69-60	Won	(H)
Jan. 13	Morehead State	66-38	Won	(H)
Jan. 16	Auburn	49-52	Lost	(H)
Jan. 19	Western Kentucky	62-60	Won	(H)
Jan. 23	Arkansas	43-45	Lost	(A)
Jan. 26	Butler	83-76	Won	(A)
Jan. 31	Alabama	77-73	Won	(H)
Feb. 6	Tennessee	61-85	Lost	(A)
Feb. 10	Cincinnati	69-72	Lost	(A)
Feb. 13	LSU	72-65	Won	(A)
Feb. 18	Eastern Kentucky	74-56	Won	(H)
Feb. 20	Ole Miss	65-77	Lost	(A)
Feb. 23	Vanderbilt	52-65	Lost	(H)
Feb. 28	Florida	69-72	Lost	(H)
March 5	Mississippi State ****	84-73	Won	(N)
March 6	Vanderbilt ****	61-68	Lost	(N)

* Lady Kat Invitational (Lexington, Ky.)
 ** Iowa Amana Hawkeye Classic (Iowa City, Iowa)
 *** Wichita State Pizza Hut Classic (Wichita, Kan.)
 **** SEC Tournament (Chattanooga, Tenn.)

Finland & Estonia Tour May 1992 • 5-0

W, 76-56	Tapiolan Urheiluhall (Finland)
W, 73-49	Finnish Junior National Team
W, 71-66	Estonia
W, 82-80	Meelis Estonian
W, 77-53	Espoo (Finland)

UK HOOPS KENTUCKY OUTLOOK WILDCATS STAFF REVIEW RECORDS HISTORY MEDIA



RECORDS HISTORY MEDIA
 REVIEW STAFF WILDCATS OUTLOOK KENTUCKY UK HOOPS

1991-92

Coach: Sharon Fanning
Record: 16-14 (5-6 SEC)
Captains: Kristi Cushenberry, Rebekah Reasor and Stacy McIntyre

Nov. 23	Iowa	68-74	Lost	(H)
Nov. 26	Miami (Ohio)	90-60	Won	(H)
Nov. 29	Wichita State *	79-58	Won	(H)
Nov. 30	Houston *	70-76	Lost	(H)
Dec. 3	South Carolina	75-63	Won	(A)
Dec. 6	St. John's **	83-77	Won	(N)
Dec. 7	Kansas **	51-62	Lost	(A)
Dec. 11	Western Kentucky	67-66	Won	(A)
Dec. 14	George Washington	62-71	Lost	(A)
Dec. 28	Holy Cross ***	87-69	Won	(N)
Dec. 29	St. John's ***	64-73	Lost	(N)
Dec. 31	Connecticut	53-81	Lost	(A)
Jan. 4	Mississippi State	75-52	Won	(H)
Jan. 7	Ohio State	94-101	Lost	(A)
Jan. 11	Georgia	65-83	Lost	(A)
Jan. 14	Cincinnati	82-72	Won	(H)
Jan. 19	Auburn	51-47	Won	(A)
Jan. 24	Arkansas	75-74 (OT)	Won	(H)
Jan. 28	Butler	97-75	Won	(H)
Feb. 1	Alabama	72-78	Lost	(A)
Feb. 5	Morehead State	79-58	Won	(H)
Feb. 8	Tennessee	52-77	Lost	(H)
Feb. 12	Vanderbilt	67-93	Lost	(A)
Feb. 16	LSU	71-55	Won	(H)
Feb. 19	Louisville	81-71	Won	(H)
Feb. 23	Ole Miss	69-82	Lost	(H)
Feb. 29	Florida	73-77	Lost	(A)
March 6	Arkansas ****	79-63	Won	(N)
March 7	Alabama ****	95-87	Won	(N)
March 8	Tennessee ****	80-94	Lost	(N)

* Lady Kat Invitational Tournament (Lexington, Ky.)
 ** Kansas Dial Classic (Lawrence, Kan.)
 *** St. John's Cahill Invitational (Jamaica, N.Y.)
 **** SEC Tournament (Albany, Ga.)

1990-91

Coach: Sharon Fanning
Record: 20-9 (4-5 SEC)
Captains: Tracye Davis, Kristi Cushenberry and Stacy McIntyre

Nov. 23	Kent State *	114-83	Won	(H)
Nov. 24	Duquesne *	101-56	Won	(H)
Nov. 26	Northern Kentucky	97-79	Won	(H)
Nov. 28	Ohio State	107-73	Won	(H)
Dec. 2	Indiana	64-80	Lost	(A)
Dec. 5	Miami (Ohio)	72-68	Won	(H)
Dec. 7	Bradley	103-75	Won	(H)
Dec. 15	Dayton !	95-68	Won	(H)
Dec. 17	Eastern Illinois	82-48	Won	(H)
Dec. 19	Marquette	86-60	Won	(A)
Dec. 29	Northeast Louisiana **	73-66	Won	(N)
Dec. 30	Indiana **	78-71	Won	(N)
Jan. 2	Pepperdine	73-64	Won	(A)
Jan. 6	LSU	74-78	Lost	(A)
Jan. 12	Tennessee	70-80	Lost	(A)
Jan. 17	Louisville	63-70	Lost	(A)
Jan. 20	Vanderbilt	80-63	Won	(H)
Jan. 27	Alabama	65-72	Lost	(H)
Jan. 30	Auburn	69-72	Lost	(H)
Feb. 1	Alabama-Birmingham	84-55	Won	(H)
Feb. 3	Georgia	71-87	Lost	(H)
Feb. 6	Morehead State	83-67	Won	(A)
Feb. 9	Mississippi State	75-64	Won	(A)
Feb. 13	Cincinnati	82-50	Won	(A)

Feb. 16	Ole Miss	87-81	Won	(A)
Feb. 21	Eastern Kentucky	79-71	Won	(A)
Feb. 23	Florida	67-65	Won	(H)
March 2	LSU ***	79-96	Lost	(N)
March 13	James Madison ****	62-70	Lost	(N)

1989-90

Coach: Sharon Fanning
Record: 23-8 (3-6 SEC)
Captain: Vanessa Foster-Sutton
Co-Captains: Malinka Salhi, Lisa Ellis and Kris Miller

Nov. 24	Kentucky State *	121-44	Won	(H)
Nov. 25	Missouri *	102-84	Won	(H)
Nov. 28	Ohio State	86-89 (3OT)	Lost	(A)
Nov. 30	Miami (Ohio)	61-56	Won	(A)
Dec. 2	Marquette	96-68	Won	(H)
Dec. 4	Indiana !	76-48	Won	(H)
Dec. 8	Michigan State **	89-72	Won	(A)
Dec. 9	Miami (Fla.) **	80-71	Won	(N)
Dec. 17	Central Florida	102-58	Won	(A)
Dec. 20	Stetson	93-58	Won	(A)
Dec. 30	Dayton	88-58	Won	(A)
Jan. 3	Cincinnati	79-45	Won	(H)
Jan. 7	Vanderbilt	70-79	Lost	(A)
Jan. 11	LSU	79-80 (OT)	Lost	(H)
Jan. 15	Mississippi State	86-61	Won	(H)
Jan. 17	Southern Utah	98-39	Won	(H)
Jan. 22	Tennessee	60-76	Lost	(H)
Jan. 27	Ole Miss !	64-71	Lost	(H)
Jan. 31	Eastern Kentucky	80-59	Won	(H)
Feb. 3	Georgia	75-78	Lost	(A)
Feb. 5	Alabama-Birmingham	81-71	Won	(A)
Feb. 10	Florida	84-70	Won	(A)
Feb. 15	Louisville	83-68	Won	(H)
Feb. 17	Alabama	74-58	Won	(A)
Feb. 20	Morehead State	106-71	Won	(H)
Feb. 24	Auburn	60-68	Lost	(A)
Feb. 27	Middle Tennessee	72-56	Won	(H)
March 2	Florida***	54-70	Lost	(N)
March 23	Maine****	76-66	Won	(N)
March 22	Miami (Fla.) ****	80-68	Won	(N)
March 24	Toledo ****	85-76	Won	(N)

* Lady Kat Invitational Tournament (Lexington, Ky.)
 ** Michigan State Holiday Classic (East Lansing, Mich.)
 *** SEC Tournament (Albany, Ga.)
 **** NWIT (Amarillo, Texas)
 ! - Played in Rupp Arena

1988-89

Coach: Sharon Fanning
Record: 12-16 (3-6 SEC)
Captains: Jodie Whitaker and Pam Shrum

Nov. 25	American University *	84-46	Won	(H)
Nov. 26	Radford *	89-83	Won	(H)
Nov. 29	Ohio State	80-82	Lost	(H)
Dec. 3	Ohio	77-80	Lost	(A)
Dec. 6	Dayton	72-59	Won	(H)
Dec. 10	Indiana	71-83	Lost	(A)
Dec. 18	Illinois	71-84	Lost	(A)
Dec. 20	Cincinnati	58-61	Lost	(A)
Dec. 30	Austin Peay	95-57	Won	(H)
Jan. 3	Morehead State	70-74	Lost	(A)
Jan. 6	Vanderbilt	74-68	Won	(H)
Jan. 8	Middle Tennessee	68-66	Won	(A)
Jan. 11	Eastern Kentucky	83-77 (OT)	Won	(A)

Jan. 13	Marshall	72-61	Won	(H)
Jan. 16	Kentucky State	92-53	Won	(H)
Jan. 18	Louisville	77-73	Won	(A)
Jan. 21	Tennessee	57-101	Lost	(A)
Jan. 24	Western Kentucky	75-79	Lost	(H)
Jan. 28	Ole Miss	52-70	Lost	(A)
Jan. 31	Mississippi State	54-64	Lost	(A)
Feb. 4	Georgia	70-92	Lost	(H)
Feb. 7	Tennessee Tech	68-88	Lost	(A)
Feb. 11	Florida	97-90	Won	(H)
Feb. 14	LSU	72-86	Lost	(A)
Feb. 17	Alabama	89-75	Won	(H)
Feb. 19	Virginia Tech	66-75	Lost	(A)
Feb. 25	Auburn	70-89	Lost	(H)
March 3	Florida **	64-67	Lost	(N)

* Lady Kat Invitational Tournament (Lexington, Ky.)
 ** SEC Tournament (Albany, Ga.)

1987-88

Coach: Sharon Fanning
Record: 14-15 (0-9 SEC)
Captains: Belitta Croley, Monique Tarantini and Michele Pennie

Nov. 27	Louisville *	98-77	Won	(H)
Nov. 28	East Carolina *	93-75	Won	(H)
Dec. 1	Eastern Kentucky	96-79	Won	(H)
Dec. 7	Tennessee Tech	78-69	Won	(H)
Dec. 9	Indiana	75-68	Won	(H)
Dec. 11	Western Kentucky	56-80	Lost	(A)
Dec. 20	Morehead State	101-83	Won	(H)
Dec. 28	Ohio	98-85	Won	(H)
Dec. 30	Cincinnati	67-60	Won	(H)
Jan. 4	Louisiana Tech	63-95	Lost	(A)
Jan. 7	Mississippi State	61-68	Lost	(H)
Jan. 10	Marshall	57-58	Lost	(A)
Jan. 13	Alabama	54-74	Lost	(A)
Jan. 16	Illinois State	78-84	Lost	(A)
Jan. 18	Belmont College	79-75	Won	(H)
Jan. 23	Florida	64-68	Lost	(A)
Jan. 28	Vanderbilt	68-83	Lost	(A)
Jan. 30	Tennessee State	88-70	Won	(A)
Feb. 2	Ole Miss	67-75	Lost	(H)
Feb. 5	Alabama-Birmingham	76-69	Won	(H)
Feb. 7	Georgia	70-86	Lost	(A)
Feb. 10	Dayton	58-68	Lost	(A)
Feb. 14	Auburn	57-93	Lost	(A)
Feb. 18	Tennessee	75-99	Lost	(H)
Feb. 23	LSU	74-88	Lost	(H)
Feb. 25	Middle Tennessee	76-68	Won	(H)
Feb. 29	Virginia Tech	80-79	Won	(H)
March 4	Vanderbilt**	75-67	Won	(N)
March 5	Tennessee**	66-100	Lost	(N)

* Lady Kat Invitational (Lexington, Ky.)
 ** SEC Tournament (Albany, Ga.)



Terry Hall
Overall Record: 138-66 (1980-87)

1986-87

Coach: Terry Hall
Record: 17-11 (3-6 SEC)
Captains: Sandy Harding, Debbie Miller and Melanie Warren

Nov. 29	Bowling Green State *	74-62	Won	(H)
Nov. 28	Illinois State *	78-70	Won	(H)
Dec. 3	Indiana	63-61	Won	(A)
Dec. 6	Miami (Fla.)	71-55	Won	(A)
Dec. 9	Eastern Kentucky	88-56	Won	(A)
Dec. 12	Ohio State	71-76	Lost	(H)
Dec. 14	Illinois	76-78	Lost	(H)
Dec. 20	Middle Tennessee State	79-68	Won	(A)
Dec. 29	Howard **	65-62	Won	(N)
Dec. 30	Duke **	63-68	Lost	(N)
Jan. 3	Louisiana Tech	63-64	Lost	(H)
Jan. 7	Morehead State	73-57	Won	(A)
Jan. 11	Tennessee	64-76	Lost	(A)
Jan. 15	Tennessee State	91-65	Won	(H)
Jan. 17	LSU	73-83	Lost	(A)
Jan. 21	Vanderbilt	74-71	Won	(H)
Jan. 23	Old Dominion	85-70	Won	(H)
Jan. 28	Ole Miss	64-72	Lost	(A)
Jan. 30	Mississippi State	61-81	Lost	(A)
Feb. 3	Auburn	53-72	Lost	(H)
Feb. 7	Alabama	89-80	Won	(H)
Feb. 14	Florida	83-76	Won	(H)
Feb. 18	Cincinnati	86-56	Won	(A)
Feb. 21	Louisville	70-48	Won	(A)
Feb. 24	Dayton	73-57	Won	(H)
Feb. 27	Georgia	64-73	Lost	(H)
March 4	Florida ***	75-53	Won	(N)
March 5	Georgia ***	64-67	Lost	(N)

* Lady Kat Invitational (Lexington, Ky.)
** St. John's Christmas Tournament (Jamaica, N.Y.)
*** SEC Tournament (Albany, Ga.)

1985-86

Coach: Terry Hall
Record: 18-11 (4-5 SEC)
Captains: Leslie Nichols, Karen Mosley and Shelly Miller

Nov. 22	Marshall	102-73	Won	(A)
Nov. 29	Cleveland State *	101-63	Won	(H)
Nov. 30	Middle Tennessee *	85-77	Won	(H)
Dec. 2	Morehead State	73-58	Won	(H)
Dec. 4	Southern Illinois	66-62	Won	(H)
Dec. 7	Illinois	74-78	Lost	(A)
Dec. 13	Indiana	60-68	Lost	(H)
Dec. 22	Western Michigan	84-60	Won	(H)
Dec. 30	Ohio State	70-66	Won	(A)
Jan. 2	Tennessee Tech	65-69 (OT)	Lost	(A)

Jan. 5	Eastern Kentucky	97-55	Won	(H)
Jan. 8	Ole Miss !	69-72	Lost	(H)
Jan. 10	Old Dominion	69-74	Lost	(A)
Jan. 14	Dayton	84-64	Won	(A)
Jan. 18	Florida	66-68	Lost	(A)
Jan. 21	Cincinnati	80-67	Won	(H)
Jan. 24	Tennessee	96-82	Won	(H)
Jan. 28	LSU	63-76	Lost	(H)
Jan. 31	Charleston	111-64	Won	(H)
Feb. 2	Auburn	91-90 (2OT)	Won	(A)
Feb. 5	Vanderbilt	79-70	Won	(A)
Feb. 8	Miami (Fla.)	108-53	Won	(H)
Feb. 12	Alabama	75-76	Lost	(A)
Feb. 14	Louisville	87-77	Won	(H)
Feb. 16	Mississippi State	66-54	Won	(H)
Feb. 23	Georgia	67-113	Lost	(A)
Feb. 26	Detroit	99-71	Won	(H)
March 1	LSU **	66-77	Lost	(N)
March 12	Drake ***	70-73	Lost	(A)

* Lady Kat Dial Classic (Lexington, Ky.)
** SEC Tournament (Athens, Ga.)
*** NCAA Tournament (Midwest Region - Des Moines, Iowa)
! - Played in Rupp Arena

Japan Summer 1983 • 5-1

W, 61-58	Japan National (Tokyo)
W, 59-51	Japan National (Kyoto)
W, 70-54	Japan National (Nagoya)
W, 76-75 (OT)	Japan National (Kobe)
W, 58-53	Japan National (Shizuoka)
L, 59-66	Japan National (Yokohama)

1984-85

Coach: Terry Hall
Record: 16-12 (3-5 SEC)
Captains: Leslie Nichols and Diane Stephens

Nov. 20	Cincinnati	67-56	Won	(H)
Nov. 24	Morehead State *	77-66	Won	(H)
Nov. 25	West Virginia *	70-63	Won	(H)
Nov. 27	Ohio State !	74-61	Won	(H)
Nov. 29	Miami (Ohio)	76-60	Won	(A)
Dec. 1	South Carolina	75-63	Won	(H)
Dec. 7	Indiana	64-65	Lost	(A)
Dec. 11	National College	83-46	Won	(A)
Dec. 21	Illinois	77-60	Won	(H)
Dec. 28	N.C. State **	78-69	Won	(A)
Dec. 29	#1 Old Dominion **	59-66	Lost	(N)
Jan. 5	Vanderbilt	58-57	Won	(A)
Jan. 9	Dayton	69-61	Won	(H)
Jan. 13	#1 Old Dominion	63-64	Lost	(H)
Jan. 15	Detroit-Mercy	76-59	Won	(H)
Jan. 19	Louisville	63-67	Lost	(A)
Jan. 23	Tennessee	76-72 (OT)	Won	(A)
Jan. 26	Florida	64-69	Lost	(A)
Jan. 29	Georgia	61-57	Won	(H)
Feb. 1	New Orleans	81-86	Lost	(A)
Feb. 3	Ole Miss	56-82	Lost	(A)
Feb. 6	Tennessee Tech	87-75	Won	(H)
Feb. 8	Marshall	95-80	Won	(H)
Feb. 13	Tennessee	66-77	Lost	(H)
Feb. 15	Florida	54-57	Lost	(H)
Feb. 17	Georgia	65-87	Lost	(A)
Feb. 20	Vanderbilt	73-78	Lost	(H)
Feb. 23	Mississippi State ***	55-58	Lost	(H)

* Lady Kat Dial Classic (Lexington, Ky.)
** C.Q. Data Systems Tournament at N.C. State (Raleigh, N.C.)
*** SEC Tournament (Campus Sites - Lexington, Ky.)
! - Played in Rupp Arena

1983-84

Coach: Terry Hall
Record: 15-13 (2-6 SEC)
Captains: Lisa Collins and Lynnette Lewis

Nov. 22	Cincinnati	77-84	Lost	(A)
Nov. 26	Eastern Kentucky *	77-67	Won	(H)
Nov. 27	Valdosta State *	89-69	Won	(H)
Dec. 2	Ohio State	73-68	Won	(A)
Dec. 6	Indiana	58-54	Won	(H)
Dec. 10	South Carolina	77-69	Won	(A)
Dec. 20	Alabama	49-78	Lost	(H)
Dec. 22	Florida	64-68	Lost	(H)
Dec. 28	Detroit-Mercy	107-102 (2OT)	Won	(A)
Jan. 4	Nebraska	86-90	Lost	(H)
Jan. 7	Georgia	68-69	Lost	(H)
Jan. 9	Middle Tennessee	68-74	Lost	(H)
Jan. 17	Rutgers	74-45	Won	(H)
Jan. 20	Dayton	77-59	Won	(H)
Jan. 22	Vanderbilt	74-77	Lost	(A)
Jan. 25	Tennessee	63-75	Lost	(H)
Jan. 28	Old Dominion	72-81	Lost	(A)
Jan. 30	New Orleans	85-68	Won	(H)
Feb. 1	Ole Miss	69-59	Won	(H)
Feb. 3	Florida	76-61	Won	(A)
Feb. 5	Georgia	61-87	Lost	(A)
Feb. 12	Tennessee	65-67	Lost	(A)
Feb. 15	DePaul	77-63	Won	(H)
Feb. 18	Auburn	63-83	Lost	(A)
Feb. 20	Vanderbilt	89-70	Won	(H)
Feb. 22	National College	109-46	Won	(H)
Feb. 25	Louisville	94-83	Won	(H)
March 3	LSU **	81-91	Lost	(N)

* Lady Kat Dial Classic (Lexington, Ky.)
** SEC Tournament (Athens, Ga.)

Japan July 1981 • 2-5

L, 59-72	Japan (Kyoto)
L, 60-78	Japan (Osaka)
W, 75-73	Japan (Hamamatsu)
L, 59-67	Japan (Nagoya)
L, 65-67	Japan (Shizuoka)
W, 65-64	Japan (Funabashi)
L, 56-59	Japan (Tokyo)

1982-83

Coach: Terry Hall
Record: 23-5 (6-2 SEC)
Captains: Valerie Still, Patty Jo Hedges and Lea Wise

Nov. 27	Cincinnati	84-76	Won	(H)
Dec. 2	Ohio State	73-60	Won	(H)
Dec. 5	Miami (Ohio)	90-61	Won	(H)
Dec. 8	Indiana	85-72	Won	(A)
Dec. 11	East Tennessee	97-52	Won	(H)
Dec. 19	Charleston	106-81	Won	(H)
Dec. 21	Florida	71-66	Won	(H)
Jan. 3	Memphis State	71-75	Lost	(A)
Jan. 6	Middle Tennessee	73-68	Won	(H)
Jan. 10	Tennessee Tech	102-67	Won	(H)
Jan. 14	South Florida *	93-65	Won	(H)
Jan. 15	Arkansas *	77-43	Won	(H)
Jan. 18	Alabama	104-77	Won	(A)
Jan. 20	Louisville	79-66	Won	(A)
Jan. 23	Vanderbilt	106-85	Won	(A)
Jan. 26	DePaul	72-48	Won	(A)
Jan. 30	Georgia	66-59 (OT)	Won	(H)
Feb. 2	South Carolina	89-77	Won	(H)
Feb. 5	Old Dominion	80-66	Won	(H)



UK HOOPS
KENTUCKY
OUTLOOK
WILDCATS
STAFF
REVIEW
RECORDS
HISTORY
MEDIA

Feb. 9	Tennessee	85-95	Lost	(H)
Feb. 12	Vanderbilt	80-71	Won	(H)
Feb. 16	Rutgers	89-80	Won	(A)
Feb. 18	Auburn	77-55	Won	(H)
Feb. 20	Georgia	81-99	Lost	(A)
Feb. 22	Florida	78-68	Won	(A)
Feb. 27	Tennessee	81-69	Won	(A)
March 3	Auburn **	70-85	Lost	(N)
March 18	Indiana ***	76-87	Lost	(N)

* Lady Kat Invitational (Lexington, Ky.)
 ** SEC Tournament (Knoxville, Tenn.)
 *** NCAA Tournament First Round (Midwest Region - Lexington, Ky.)

Japan
July 1982 • 5-1

W, 76-63	Unitika (Tokyo)
W, 66-54	Chanson (Nagoya)
W, 71-47	Japan National B Team (Kobe)
W, 74-53	Japan National A Team (Hamamatsu)
L, 62-70	Kyodo Oil (Funabashi)
W, 77-59	Japan National A Team (Odawara)

1981-82
SEC CHAMPIONS

Coach: Terry Hall
Record: 24-8
Captains: Patty Jo Hedges and Tayna Fogle

Nov. 30	UT-Chattanooga	82-51	Won	(H)
Dec. 4	N.C. State *	67-77	Lost	(N)
Dec. 5	Seton Hall *	90-62	Won	(A)
Dec. 8	Indiana !	83-68	Won	(H)
Dec. 10	Vanderbilt	84-61	Won	(H)
Dec. 12	Ohio State	69-75	Lost	(A)
Dec. 21	UCLA	83-72	Won	(H)
Dec. 31	Florida	97-61	Won	(H)
Jan. 3	Georgia	62-59	Won	(H)
Jan. 5	East Carolina	78-67	Won	(H)
Jan. 7	Indiana State	87-43	Won	(H)
Jan. 9	Tennessee Tech	72-55	Won	(A)
Jan. 15	Cincinnati **	79-66	Won	(H)
Jan. 16	Southern Illinois **	74-56	Won	(H)
Jan. 20	Old Dominion	68-91	Lost	(A)
Jan. 23	Michigan	98-71	Won	(H)
Jan. 26	Vanderbilt	86-76	Won	(A)
Jan. 28	Tennessee	76-81	Lost	(A)
Jan. 31	Memphis State	69-70	Lost	(H)
Feb. 4	Georgia State	86-65	Won	(A)
Feb. 6	Georgia	77-76	Won	(A)
Feb. 9	National College	94-65	Won	(H)
Feb. 13	South Carolina	81-91	Lost	(A)
Feb. 18	Tennessee	61-65	Lost	(H)
Feb. 20	Florida	89-87	Won	(A)
Feb. 23	Louisville	84-80	Won	(H)
Feb. 26	Alabama ***	82-76	Won	(H)
Feb. 27	LSU ***	85-71	Won	(H)
Feb. 28	Tennessee ***	80-74	Won	(H)
March 14	Illinois ****	88-80	Won	(H)
March 18	South Carolina ****	73-69	Won	(N)
March 20	Louisiana Tech ****	60-82	Lost	(A)

* Detroit Classic Tournament (Detroit, Mich.) - Calihan Hall
 ** Lady Kat Invitational (Lexington, Ky.)
 *** SEC Tournament (Lexington, Ky.)
 **** NCAA First Round (Lexington, Ky.)
 ***** NCAA Midwest Regionals (Ruston, La.)
 ! - Played in Rupp Arena

1980-81

Coach: Terry Hall
Record: 25-6
Captains: Liz Lukschu, Maria Donhoff and Valerie Still

Dec. 1	Charleston	94-57	Won	(H)
Dec. 4	Cincinnati	76-66	Won	(H)
Dec. 6	Indiana	93-62	Won	(A)
Dec. 10	Murray State	72-63	Won	(A)
Dec. 13	Carson-Newman !	93-54	Won	(H)
Jan. 1	Morehead State	84-64	Won	(H)
Jan. 3	Murray State	81-54	Won	(H)
Jan. 6	Northern Kentucky	82-69	Won	(H)
Jan. 8	Louisville	88-66	Won	(A)
Jan. 11	Rutgers	67-69 (OT)	Lost	(A)
Jan. 13	Western Kentucky	77-70	Won	(A)
Jan. 16	James Madison *	72-54	Won	(H)
Jan. 17	Indiana State *	93-80	Won	(H)
Jan. 22	UT-Chattanooga	88-64	Won	(H)
Jan. 24	South Carolina	70-65 (OT)	Won	(H)
Jan. 27	Eastern Kentucky	79-62	Won	(A)
Jan. 30	Mississippi State **	106-82	Won	(N)
Jan. 31	Auburn **	66-70	Lost	(N)
Feb. 1	Georgia **	62-73	Lost	(N)
Feb. 3	Eastern Kentucky	74-60	Won	(H)
Feb. 6	Tennessee	65-81	Lost	(A)
Feb. 10	Northern Kentucky	88-75	Won	(A)
Feb. 14	Louisville	83-59	Won	(H)
Feb. 16	Western Kentucky	95-72	Won	(H)
Feb. 21	Morehead State	66-51	Won	(A)
March 2	Marshall	100-60	Won	(H)
March 10	N.C. State ***	75-74 (OT)	Won	(H)
March 13	Tennessee ***	49-58	Lost	(N)
March 14	South Carolina ***	87-69	Won	(N)
March 18	Syracuse ****	87-63	Won	(H)
March 21	Maryland ****	82-83	Lost	(A)

* Lady Kat Invitational (Lexington, Ky.)
 ** SEC Tournament (Baton Rouge, La.)
 *** AIAW Region II Tournament **** AIAW Championships
 ! - Played in Rupp Arena


1979-80

Coach: Debbie Yow
Record: 24-5
Captains: Team

Dec. 1	Cincinnati	81-45	Won	(A)
Dec. 8	Carson-Newman !	96-58	Won	(H)
Dec. 11	Louisville	76-57	Won	(A)
Dec. 15	Indiana !	102-52	Won	(H)
Dec. 17	Eastern Kentucky	100-77	Won	(H)
Jan. 3	South Carolina	61-84	Lost	(A)
Jan. 5	South Carolina State	87-72	Won	(A)
Jan. 9	Northern Kentucky	79-63	Won	(A)
Jan. 12	Rutgers !	97-78	Won	(H)
Jan. 14	Western Kentucky	99-43	Won	(H)
Jan. 18	Georgia *	82-61	Won	(H)
Jan. 19	Mississippi State *	86-68	Won	(H)
Jan. 22	Morehead State	86-67	Won	(H)
Jan. 27	Ohio State	90-59	Won	(H)
Jan. 29	Eastern Kentucky	92-60	Won	(A)
Jan. 31	Murray State	95-59	Won	(H)
Feb. 2	Tennessee	83-91 (OT)	Lost	(H)
Feb. 8	Alabama **	77-69	Won	(A)
Feb. 9	Ole Miss **	62-79	Lost	(A)
Feb. 10	Auburn **	88-59	Won	(N)
Feb. 12	Northern Kentucky	62-61	Won	(H)
Feb. 16	Louisville	83-64	Won	(H)
Feb. 20	Morehead State	90-79	Won	(A)
Feb. 23	Western Kentucky	82-64	Won	(A)
Feb. 25	Murray State	76-67	Won	(A)

Feb. 29	Louisville ***	85-54	Won	(H)
March 1	Morehead State ***	80-61	Won	(H)
March 6	N.C. State ****	63-71	Lost	(A)
March 12	Oregon ****	81-86	Lost	(A)

* Lady Kat Invitational Tournament (1st) (Lexington, Ky.)
 ** SEC Championship (Knoxville, Tenn.)
 *** KWIC State Championship (1st) (Lexington, Ky.)
 **** AIAW National Championship
 ! - Played in Rupp Arena



1978-79

Coach: Debbie Yow
Record: 13-16
Captains: Linda Edelman, Debbie Mack and Debra Oden

Nov. 17	Middle Tennessee *	87-90	Lost	(A)
Nov. 18	Miss. U. for Women	76-81 (OT)	Lost	(N)
Nov. 28	Cincinnati	94-47	Won	(H)
Dec. 2	Ohio State	70-59	Won	(A)
Dec. 6	Murray State	86-68	Won	(A)
Dec. 11	Morehead State	76-83	Lost	(H)
Dec. 15	Florida ***	80-69	Won	(H)
Dec. 16	Dayton ***	65-72	Lost	(H)
Dec. 19	Northern	53-71	Lost	(H)
Jan. 5	Eastern Kentucky	73-52	Won	(H)
Jan. 8	Louisville	49-51	Lost	(A)
Jan. 10	South Carolina	41-66	Lost	(H)
Jan. 13	Alabama	70-83	Lost	(A)
Jan. 15	Mississippi State	52-67	Lost	(A)
Jan. 20	Tennessee	66-64	Won	(H)
Jan. 22	Eastern Kentucky	76-54	Won	(A)
Jan. 24	Western Kentucky	66-67	Lost	(H)
Jan. 28	Old Dominion	65-81	Lost	(H)
Jan. 30	Northern Kentucky	72-71	Won	(A)
Feb. 3	Murray State	82-72	Won	(H)
Feb. 6	Louisville	67-68	Lost	(H)
Feb. 10	Detroit !	80-61	Won	(H)
Feb. 13	Indiana	59-53	Won	(A)
Feb. 17	Tennessee	51-89	Lost	(A)
Feb. 21	Western Kentucky	62-58 (OT)	Won	(A)
Feb. 24	Morehead State	69-86	Lost	(A)
March 1	Murray State ****	82-59	Won	(A)
March 2	Northern Kentucky ****	69-71	Lost	(A)
March 3	Louisville ****	65-61	Lost	(N)

* Middle Tennessee State Tournament
 *** Lady Kat Invitational Tournament (Lexington, Ky.)
 **** Kentucky Women's Intercollegiate Conference State Tournament (Bowling Green, Ky.)
 ! - Played in Rupp Arena



1977-78

Coach: Debbie Yow

Record: 23-12

Captain: Pam Browning

Nov. 17	Memphis State *	101-94	Won	(N)
Nov. 18	Miss. U. for Women *	78-75	Won	(N)
Nov. 19	Middle Tennessee	82-80	Won	(A)
Nov. 29	Northern Kentucky	83-65	Won	(A)
Nov. 30	Ohio State	58-70	Lost	(H)
Dec. 3	Eastern Kentucky	79-73	Won	(A)
Dec. 5	Tennessee Tech	69-89	Lost	(A)
Dec. 13	Murray State	102-64	Won	(H)
Dec. 17	Morehead State	72-73	Lost	(A)
Dec. 19	Louisville	94-88 (OT)	Won	(A)
Dec. 21	Dayton	98-64	Won	(H)
Jan. 6	#7 UCLA **	72-97	Lost	(N)
Jan. 7	North Carolina **	65-73	Lost	(N)
Jan. 11	Louisville	85-72	Won	(H)
Jan. 15	#17 Immaculata	74-64	Won	(H)
Jan. 19	Alabama ***	62-66 (OT)	Lost	(H)
Jan. 20	Indiana ***	73-34	Won	(H)
Jan. 25	Eastern Kentucky	85-73	Won	(H)
Jan. 28	#3 Tennessee	90-92 (2OT)	Lost	(H)
Jan. 30	Western Kentucky	82-84	Lost	(A)
Feb. 1	Marshall	93-43	Won	(H)
Feb. 8	Western Kentucky	73-52	Won	(H)
Feb. 11	Northern Kentucky	79-72	Won	(H)
Feb. 16	Murray State	79-58	Won	(A)
Feb. 21	Tennessee Tech	81-72	Won	(H)
Feb. 23	Morehead State	75-68	Won	(H)
Feb. 25	Tennessee	66-69	Lost	(A)
March 3	Morehead State ****	84-76	Won	(H)
March 5	Western Kentucky ****	61-49	Won	(H)
March 9	East Carolina *****	81-65	Won	(N)
March 10	Tennessee *****	60-76	Lost	(N)
March 11	Old Dominion *****	66-82	Lost	(N)
March 16	Kansas \$	92-87 (2OT)	Won	(N)
March 17	Texas \$	60-75	Lost	(N)
March 18	Cal St. Lg Bch \$	79-69	Won	(N)

* MTSU Tournament

** at N.C. State

*** LKIT

**** State

***** AIAW Region II (Chapel Hill, S.C.) \$NWIT (Amarillo, Texas)



Sue Feamster

Overall Record: 64-39 (1971-76)

1976-77

Coach: Debbie Yow

Record: 19-7

Captains: Ceal Barry and Pam Browning

Nov. 13	Tennessee	53-107	Lost	(A)
Nov. 22	Belmont	76-65	Won	(A)
Nov. 29	Northern Kentucky !	60-58	Won	(A)
Dec. 1	Morris Harvey	78-70	Won	(A)
Dec. 4	#2 Tennessee Tech	72-70	Won	(H)
Dec. 6	#18 Indiana	58-57	Won	(A)
Dec. 8	Marshall	65-58	Won	(A)
Dec. 17	Belhaven *	56-74	Lost	(A)
Dec. 17	Indiana *	57-46	Won	(A)
Dec. 18	Pittsburgh *	74-67	Won	(A)
Dec. 18	Central Missouri *	74-67	Won	(A)
Jan. 7	Tennessee	57-82	Lost	(H)
Jan. 15	Dayton	69-66	Won	(A)
Jan. 21	UT-Chattanooga **	75-58	Won	(A)
Jan. 22	UT-Martin **	63-56	Won	(A)
Jan. 22	Tennessee Tech **	69-92	Lost	(A)
Jan. 25	Morehead State	76-68	Won	(A)
Jan. 29	Louisville	45-60	Lost	(A)
Feb. 11	Western Kentucky	76-66	Won	(H)
Feb. 14	Northern Kentucky	83-89	Lost	(H)
Feb. 21	Mt. St. Joe	85-64	Won	(H)
Feb. 22	Morehead State	84-73	Won	(H)
Feb. 24	Louisville	92-73	Won	(H)
March 3	Louisville ***	85-61	Won	(H)
March 4	Western Kentucky ***	63-71	Lost	(H)
March 5	Eastern Kentucky ***	91-79	Won	(H)

*Miss. College for Women Invitational (Columbus, Miss.)

**Tennessee Tech Tournament

***Kentucky Women's Intercollegiate Conference Tournament

! Played at Rupp Arena

1975-76

Coach: Sue Feamster

Record: 13-12

Captains: Team

Dec. 6	Tennessee Tech	71-79	Lost	(A)
Dec. 10	Marshall	57-56	Won	(H)
Dec. 13	W. Va. AAU	50-40	Won	(H)
Dec. 15	Louisville	75-37	Won	(A)
Dec. 16	Northern Kentucky	55-56	Lost	(A)
Dec. 18	Florida Gulf Coast *	79-77 (2OT)	Won	(A)
Dec. 19	Delta State *	40-89	Lost	(A)
Dec. 19	Anderson College *	71-81	Lost	(A)
Dec. 20	Ohio State	60-56	Won	(A)
Jan. 12	Edinboro	72-78	Lost	(H)
Jan. 16	Western Kentucky	39-74	Lost	(A)
Jan. 17	Morehead State	104-63	Won	(H)
Jan. 23	Tennessee **	67-70	Lost	(N)
Jan. 24	Austin Peay **	76-61	Won	(N)
Jan. 30	Dayton	63-49	Won	(H)
Jan. 31	Mt. St. Joe	53-50	Won	(A)
Feb. 2	Morehead	75-60	Won	(A)
Feb. 6	Bellarmine ***	72-52	Won	(A)
Feb. 7	Eastern Kentucky ***	54-70	Lost	(A)
Feb. 14	Eastern Kentucky	51-76	Lost	(H)
Feb. 16	Ohio State	50-70	Lost	(A)
Feb. 21	Belmont	60-75	Lost	(H)
Feb. 26	Louisville AAU	64-35	Won	(H)
March 3	Louisville ****	75-59	Won	(H)
March 4	Western Kentucky ****	69-71	Lost	(H)

*Christmas Tournament

**Tennessee Tech Tournament

***Louisville Classic

****Kentucky Women's Intercollegiate Conf. Tour.

1974-75

Coach: Sue Feamster

Record: 16-9

Dec. 3	Lexington Merchants	71-25	W
Dec. 6	AAU Pavers	78-41	W
Dec. 9	AAU Presby. Church	40-42	L
Dec. 13	AAU Pavers	61-39	W
Jan. 10	Bellarmine	83-32	W
Jan. 11	Louisville	57-40	W
Jan. 14	Northern	68-56	W
Jan. 18	Dayton	52-46	W (A)
Jan. 22	Tennessee Tech	Forfeit	W
Jan. 24	Indiana	57-88	L
Jan. 29	Eastern Kentucky	54-63	L
Jan. 31	Mt. Saint Joseph	72-39	W
Feb. 1	Australian National	40-119	L
Feb. 2	Ohio State	66-77	L
Feb. 5	Marshall	62-45	W
Feb. 10	Morehead State	58-41	W
Feb. 11	Eastern Kentucky	54-74	L
Feb. 14	Middle Tennessee	53-52	W
Feb. 15	Miss. St. Co. for Women	42-80	L
Feb. 24	UT-Chattanooga	67-59	W
Feb. 28	Morehead State *	71-40	W
Feb. 29	Murray State *	47-45	W
Feb. 29	Eastern Kentucky	49-62	L
March 5	Union #	80-66	W
March 5	Tennessee Tech #	68-84	L

*KWIC State

Regional II



RECORDS VS. MAJOR CONFERENCES

UK HOOPS
KENTUCKY
OUTLOOK
WILDCATS
STAFF
REVIEW
RECORDS
HISTORY
MEDIA

America East	
Albany	n/a
Binghamton	n/a
Boston University	1-0
Hartford	n/a
Maine	1-0
New Hampshire	n/a
Stony Brook	n/a
Vermont	n/a
UMBC	n/a
Total	2-0

Atlantic Coast	
Boston College	n/a
Clemson	0-1
Duke	0-2
Florida State	1-0
Georgia Tech	0-0
Maryland	0-1
Miami (Florida)	5-1
North Carolina	0-4
North Carolina State	2-3
Virginia	n/a
Virginia Tech	1-1
Wake Forest	1-1
Total	10-14

Atlantic Sun	
Belmont	2-1
Campbell	n/a
East Tennessee State	1-1
FGCU	1-0
Jacksonville	n/a
Kennesaw State	n/a
Lipscomb	1-0
Mercer	n/a
North Florida	n/a
Stetson	2-0
USC Upstate	1-0
Total	8-2

Atlantic 10	
Charlotte	n/a
Dayton	12-3
Duquesne	2-0
Fordham	n/a
George Washington	1-2
La Salle	n/a
Massachusetts	2-0
Rhode Island	n/a
Richmond	n/a
St. Bonaventure	n/a
St. Joseph's (Pa.)	n/a
St. Louis	n/a
Temple	1-1
Xavier (Ohio)	1-6
Total	19-12

Big East	
Cincinnati	19-6
Connecticut	1-2
DePaul	2-0
Georgetown	2-0
Louisville	29-17
Marquette	2-1
Notre Dame	n/a
Pittsburgh	1-0
Providence	n/a
Rutgers	3-2
St. John's (N.Y.)	2-1
Seton Hall	1-0
South Florida	1-0
Syracuse	2-0

Villanova	1-0
West Virginia	2-1
Total	68-30

Big Sky	
Eastern Washington	n/a
Idaho State	n/a
Montana	n/a
Montana State	n/a
Northern Arizona	n/a
Northern Colorado	n/a
Portland State	n/a
Sacramento State	n/a
Weber State	n/a

Big South	
Charleston Southern	1-0
Coastal Carolina	n/a
Gardner-Webb	n/a
High Point	1-0
Liberty	1-1
N.C. Asheville	2-0
Presbyterian	n/a
Radford	1-0
Winthrop	1-0
Total	7-1

Big Ten	
Illinois	2-3
Indiana	13-12
Iowa	0-1
Michigan	1-3
Michigan State	2-3
Minnesota	0-1
Northwestern	2-1
Ohio State	9-13
Penn State	n/a
Purdue	0-2
Wisconsin	0-2
Total	29-41

Big 12	
Baylor	n/a
Colorado	n/a
Iowa State	n/a
Kansas	2-1
Kansas State	n/a
Missouri	1-1
Nebraska	2-2
Oklahoma	0-1
Oklahoma State	0-1
Texas	0-2
Texas A&M	n/a
Texas Tech	n/a
Total	5-8

Big West	
Cal Poly SLO	n/a
Cal St. Fullerton	n/a
Cal St. Northridge	1-0
Long Beach State	1-0
Pacific	1-0
UC-Davis	n/a
UC-Irvine	n/a
UC-Riverside	n/a
UC-Santa Barbara	2-0
Total	5-0

Colonial	
Delaware	0-1
Drexel	n/a
George Mason	n/a
Georgia State	1-0

Hofstra	1-0
James Madison	2-1
N.C.-Wilmington	n/a
Northeastern	1-0
Old Dominion	3-8
Towson	n/a
Virginia Commonwealth	1-1
William and Mary	1-0
Total	10-11

Conference USA	
Alabama-Birmingham	4-0
Central Florida	2-0
East Carolina	3-0
Houston	0-2
Marshall	13-2
Memphis	3-4
Rice	n/a
Southern Methodist	n/a
Southern Miss	1-0
Tulane	n/a
Tulsa	n/a
UTEP	n/a
Total	26-8

Horizon League	
Butler	4-0
Cleveland State	1-0
Detroit	8-0
Illinois-Chicago	1-0
Loyola (Ill.)	n/a
Valparaiso	n/a
Wisconsin-Green Bay	n/a
Wisconsin-Milwaukee	n/a
Wright State	n/a
Youngstown State	n/a
Total	14-0

Ivy League	
Brown	n/a
Columbia	n/a
Cornell	n/a
Dartmouth	n/a
Harvard	n/a
Pennsylvania	n/a
Princeton	n/a
Yale	1-0
Total	1-0

Metro Atlantic Athletic	
Canisius	n/a
Fairfield	n/a
Iona	n/a
Loyola (Md.)	1-0
Manhattan	n/a
Marist	1-0
Niagra	n/a
Rider	n/a
St. Peter's	n/a
Siena	n/a
Total	2-0

Mid-American	
Akron	n/a
Ball State	1-0
Bowling Green State	2-0
Buffalo	n/a
Central Michigan	n/a
Eastern Michigan	1-0
Kent State	2-0
Miami (Ohio)	14-2
Northern Illinois	n/a

Ohio University	2-1
Toledo	2-1
Western Michigan	2-0
Total	26-4

Mid-Eastern Athletic	
Bethune-Cookman	n/a
Coppin State	n/a
Delaware State	n/a
Florida A&M	2-0
Hampton	n/a
Howard	1-0
Md.-Eastern Shore	n/a
Morgan State	n/a
Norfolk State	n/a
North Carolina A&T	2-0
South Carolina State	1-0
Total	5-0

Missouri Valley	
Bradley	2-0
Creighton	n/a
Drake	0-1
Evansville	0-2
Illinois State	1-1
Indiana State	3-0
Missouri State	n/a
Northern Iowa	n/a
Southern Illinois	4-0
Wichita State	2-0
Total	12-4

Mountain West	
Air Force	n/a
BYU	n/a
Colorado State	n/a
New Mexico	1-0
San Diego State	n/a
Texas Christian	n/a
UNLV	n/a
Utah	n/a
Wyoming	n/a
Total	1-0

Northeast	
Central Conn. State	n/a
Fairleigh Dickinson	n/a
Long Island	2-0
Monmouth (N.J.)	n/a
Mount St. Mary's (Md.)	n/a
Robert Morris	n/a
Sacred Heart	n/a
St. Francis (N.Y.)	n/a
Saint Francis (Pa.)	1-0
Quinnipac	n/a
Wagner	n/a
Total	3-0

Ohio Valley	
Austin Peay	5-0
Eastern Illinois	2-0
Eastern Kentucky	22-6
Jacksonville State	n/a
Morehead State	23-4
Murray State	12-0
Southeast Missouri State	n/a
UT-Martin	4-0
Tennessee State	3-0
Tennessee Tech	7-6
Total	78-16

Pacific 10	
Arizona	n/a
Arizona State	n/a
California	n/a
Oregon	0-1
Oregon State	1-0
Southern Cal.	n/a
Stanford	n/a
UCLA	1-4
Washington	0-1
Washington State	1-0
Total	3-6

Patriot League	
American University	1-0
Army	n/a
Bucknell	n/a
Colgate	n/a
Holy Cross	1-0
Lafayette	1-0
Lehigh	n/a
Navy	n/a
Total	3-0

Southeastern	
Alabama	20-15
Arkansas	14-12
Auburn	13-25
Florida	20-22
Georgia	12-32
LSU	8-28
Ole Miss	11-20
Mississippi State	18-17
South Carolina	27-17
Tennessee	7-46
Vanderbilt	13-27
Total	163-260

Southern	
Appalachian State	n/a
College of Charleston	3-0
Davidson	n/a
Elon	n/a
Furman	1-0
Ga. Southern	n/a
Samford	n/a
UNC-Greensboro	n/a
UT-Chattanooga	7-0
Western Carolina	n/a
Wofford	1-0
Total	12-0

Southland	
Central Arkansas	n/a
Lamar	n/a
McNeese State	1-0
Nicholls State	1-0
Northwestern St. (La.)	n/a
Sam Houston State	1-0
Southeastern Louisiana	n/a
Stephen F. Austin	n/a
Texas A&M-Corpus Christi	n/a
Texas-Arlington	n/a
Texas-San Antonio	n/a
Texas State	n/a
Total	3-0

Southwest Athletic	
Alabama A&M	1-0
Alabama State	1-0
Alcorn State	n/a
Arkansas-Pine Bluff	1-0
Grambling State	n/a

Jackson State	n/a
Miss. Valley State	2-0
Prairie View A&M	n/a
Southern	1-0
Texas Southern	n/a
Total	6-0

Summit League	
Centenary	n/a
IPFW	1-0
IUPUI	3-0
UMKC	n/a
North Dakota State	n/a
Oakland	1-0
Oral Roberts	n/a
South Dakota State	0-1
Southern Utah	1-0
Western Illinois	n/a
Total	6-1

Sun Belt	
Ark. Little Rock	n/a
Arkansas State	n/a
Denver	n/a
Florida Atlantic	2-0
Florida International	2-0
La.-Lafayette	n/a
La.-Monroe	n/a
Middle Tennessee State	9-3
New Orleans	1-1
North Texas	n/a
South Alabama	1-0
Troy	n/a
Western Kentucky	15-14
Total	31-17

West Coast	
Gonzaga	n/a
Loyola Marymont	n/a
Pepperdine	1-0
Portland	n/a
St. Mary's (Calif.)	n/a
San Diego	n/a
San Francisco	0-1
Santa Clara	n/a
Total	1-1

Western Athletic	
Boise State	n/a
Fresno State	n/a
Hawaii	1-1
Idaho	n/a
Louisiana Tech	0-3
Nevada	n/a
New Mexico State	n/a
San Jose State	n/a
Utah State	n/a
Total	1-4



UK IN THE SEC TOURNAMENT

Kentucky in the SEC Tournament (1980-2010)

SEC Tournament Record: 22-31 (.415)

First Round Games: 11-11 (.500)

Quarterfinal Games: 8-12 (.400)

Semifinal Games: 2-6 (.250)

Consolation Game: 0-1

Championship Games: 1-1 (.500)

SEC Championship Titles: 1 - 1982

(UK 80, UT 74)

UK vs. SEC Tournament Field

vs. Alabama:	4-0
vs. Arkansas:	2-1
vs. Auburn:	2-5
vs. Florida:	3-2
vs. Georgia:	1-6*
vs. LSU:	2-7
vs. Ole Miss:	1-1
vs. Mississippi State:	4-2
vs. South Carolina:	1-0
vs. Tennessee:	1-4
vs. Vanderbilt:	1-3

*Includes 1981 consolation game vs. Georgia

Note: Kentucky has compiled a 22-31 (.415) record in SEC Tournament action. The SEC lists Kentucky's record as 22-30 all-time. However, that record does not include a consolation game played in 1981 against Georgia.

SEC TOURNAMENT RECORDS

Team Records

Most Points In a Game
UK: 106 vs. Mississippi State 1/30/1981
Opp: 100 (Tennessee) 3/5/1988

Fewest Points In a Game

UK: 40 vs. Georgia 3/2/2007
Opp: 50 (Georgia) 3/7/2008

Most Rebounds

UK: 57 vs. Arkansas 3/6/1992
Opp: 61 (Florida) 3/2/1990

Fewest Rebounds

UK: 25 vs. LSU 3/4/2006 and
vs. Alabama 2/26/1982
Opp: 26 (Mississippi State) 2/28/2002

Highest Field Goal Percentage

UK: 66.7% vs. Mississippi State 1/30/1981
Opp: 58.0% (LSU) 3/1/2001

Lowest Field Goal Percentage

UK: 20.0% vs. Georgia 3/2/2007
Opp: 27.4% (Ole Miss) 2/24/1999

Highest Free Throw Percentage

UK: 90.5% vs. Vanderbilt 3/5/1994
Opp: 93.3% (Auburn) 3/3/2005

Lowest Free Throw Percentage

UK: 30.4% vs. Florida 3/2/1990
Opp: 40.0% (Mississippi State) 2/23/1985

Highest 3-Point Field Goal Percentage

UK: 62.5% vs. Vanderbilt 3/4/1988
Opp: 77.8% (UGA) 3/5/2009

Lowest 3-Point Field Goal Percentage

UK: 0.0% vs. LSU 3/1/2001
Opp: 0.0% (Tennessee) 3/4/1995

Field Goals Made

UK: 37 vs. Alabama 2/26/1982
Opp: 37 (Tennessee) 3/5/1988

Field Goals Attempted

UK: 85 vs. Alabama 3/7/1992
Opp: 82 (Tennessee) 3/5/1988

3-Point Field Goals Made

UK: 10 vs. Auburn 3/3/1995
Opp: 12 (South Carolina) 3/4/1994

3-Point Field Goals Attempted

UK: 23 vs. Alabama 3/7/1992
Opp: 33 (South Carolina) 3/4/1994

Free Throws Made

UK: 30 vs. LSU 2/26/1999
Opp: 24 (Georgia) 3/2/2007, (South Carolina)
3/4/1994, (Florida) 3/2/1990 and (Tennessee)
3/5/1988

Free Throws Attempted

UK: 40 vs. LSU 2/26/1999
Opp: 34 (Georgia) 2/27/1999

Assists

UK: 29 vs. LSU 2/27/1982
Opp: 29 (Tennessee) 3/28/1982

Steals

UK: 14 vs. LSU 2/26/1999 and Auburn
1/31/1981
Opp: 13 (Alabama) 3/7/1992

Blocked Shots

UK: 8 vs. LSU 2/26/1999
Opp: 9 (Vanderbilt) 3/4/2004; (UGA) 3/5/2009

Turnovers- High

UK: 25 vs. Mississippi State 2/23/1985
Opp: 28 (Mississippi State) 3/6/2010

Turnovers- Low

UK: 8 vs. Vanderbilt 3/4/1988
Opp: 7 (Tennessee) 3/5/1988

Margin of Victory

24 vs. Auburn 3/4/1995 and MSU 1/30/1981

Margin of Defeat

34 (Tennessee) 3/5/1988

Individual Records By Kentucky

Points

34 Valerie Still vs. LSU 2/27/1982

Rebounds

19 Jennifer Humphrey vs. Arkansas
3/1/2007

Field Goals Made

13 Valerie Still vs. Tennessee 2/28/1982
13 Valerie Still vs. Mississippi State
1/30/1981

Field Goals Attempted

26 Jodie Whitaker vs. Tennessee
3/5/1988

Free Throws Made

11 Stacey Reed vs. South Carolina 3/4/1994
11 A'dia Mathies vs. Mississippi St. 3/6/2010

Free Throws Attempted

14 Stacey Reed vs. South Carolina 3/4/1994

3-Point Goals Made

5 Sara Potts vs. Auburn 3/6/2003

3-Point Goals Attempted

13 Shaunda Roberts vs. Auburn 3/1/1996

Assists

15 Patty Jo Hedges vs. LSU 2/27/1982

Steals

6 Leslie Nichols vs. LSU 3/1/1986
6 Valerie Still vs. Auburn 1/31/1981

Blocked Shots

5 Victoria Dunlap vs. Mississippi St.
3/6/2010

Turnovers

8 Sandy Harding vs. Georgia 3/8/1987
8 Laurie Hudgens vs. Mississippi State
2/23/1985

Individual Records By Opponents

Points

29 Seimone Augustus (LSU) 3/4/2006

Rebounds

17 Lori Monroe (Auburn) 3/3/1983

Field Goals Made

13 Sonya Meadows (Mississippi State)
1/30/1981

13 Seimone Augustus (LSU) 3/4/2006

Field Goals Attempted

26 Daisy Casher (MSU) 2/23/1985

Free Throws Made

13 Shannon Johnson (South Carolina)
3/4/1994

Free Throws Attempted

17 Shannon Johnson (South Carolina)
3/4/1994

3-Point Goals Made

6 Betsy Harris (Alabama) 3/7/1992

3-Point Goals Attempted

12 Christi Timmons (USC) 3/4/1994

Assists

12 Lea Henry (UT) 2/28/1982

Steals

6 Armelie Lumanu (MSU) 3/6/2010

Blocked Shots

6 Carla Thomas (Vanderbilt) 3/4/2004

Turnovers

10 Bonita Branch (LSU) 3/1/1986
10 Armelie Lumanu (MSU) 3/6/2010

KENTUCKY'S SEC TOURNAMENT HISTORY

10 Team Format		UK Seed								
1980	Knoxville	Alabama (QF)	77-69	W	1996	Chattanooga	12	Tennessee (QF)	62-74	L
		Ole Miss (SF)	62-79	L				Auburn (1st)	43-58	L
1981	Baton Rouge	Miss. State (QF)	106-82	W	1997	Chattanooga	10	Arkansas (1st)	60-71	L
		Auburn (SF)	66-70	L	1998	Columbus	8	Miss. State (1st)	48-67	L
		Georgia (Con.)	62-72	L	1999	Chattanooga	7	Ole Miss (1st)	75-59	W
1982	Lexington	Florida (1st)	89-87	W				LSU (QF)	81-71	W
		Alabama (QF)	82-76	W				Georgia (SF)	62-68	L
		LSU (SF)	85-71	W	2000	Chattanooga	9	Alabama (1st)	67-63	W
		Tennessee (F)	80-74	W				Georgia (QF)	45-63	L
1983	Knoxville	E2 Auburn (QF)	70-85	L	2001	Memphis	12	LSU (1st)	57-72	L
1984	Athens	E3 LSU (QF)	81-91	L	2002	Nashville	12	Miss. State (1st)	75-72	W
1985	Lexington	E4 Miss. State (1st)	55-58	L				LSU (QF)	62-74	L
1986	Athens	6 LSU (QF)	66-67	L	2003	N. Little Rock	9	Auburn (1st)	62-68	L
1987	Albany	7 Florida (1st)	75-53	W	2004	Nashville	11	Vanderbilt (1st)	41-60	L
		Georgia (QF)	64-67	L	2005	Greenville	10	Auburn (1st)	57-62	L
1988	Albany	10 Vanderbilt (1st)	75-67	W	2006	N. Little Rock	4	Florida (QF)	88-70	W
		Tennessee (QF)	66-100	L				LSU(SF)	52-79	L
1989	Albany	8 Florida (1st)	64-67	L	2007	Duluth, Ga.	7	Arkansas (1st)	72-57	W
1990	Albany	8 Florida (1st)	54-70	L				Georgia (QF)	40-72	L
1991	Albany	5 LSU (QF)	79-96	L	2008	Nashville	4	Georgia (QF)	57-50	W
								LSU (SF)	49-66	L
					2009	N. Little Rock	10	Georgia (1st)	64-82	L
					2010	Duluth, Ga.	2	Auburn (QF)	65-54	W
								Mississippi State (SF)	76-65	W
								Tennessee (F)	62-70	L
Current 12 Team Format		UK Seed								
1992	Albany	6	Arkansas (1st)	79-63	W					
			Alabama (QF)	95-87	W					
			Tennessee (SF)	84-90	L					
1993	Chattanooga	6	Miss. State (1st)	84-73	W					
			Vanderbilt (QF)	61-68	L					
1994	Chattanooga	7	South Carolina (1st)	83-80	W					
			Vanderbilt (QF)	67-72	L					
1995	Chattanooga	9	Auburn (1st)	75-51	W					

UK HOOPS KENTUCKY OUTLOOK WILDCATS STAFF REVIEW RECORDS HISTORY MEDIA

UK IN THE NCAA TOURNAMENT

Kentucky in the NCAA Tournament

Appearances: 7

First Round Games: 4-3
Second Round Games: 1-2
Regional Semifinals: 2-0
Regional Finals: 1-1

vs. Chattanooga: 1-0
vs. James Madison: 0-1
vs. Drake: 0-1
vs. Indiana: 0-1
vs. Illinois: 1-0
vs. Liberty: 1-0
vs. Michigan State: 1-1
vs. South Carolina: 1-0
vs. Louisiana Tech: 0-1
vs. Nebraska: 2-0
vs. Oklahoma: 0-1
vs. UCLA: 0-1
Total: 7-7

Team Records

Most Points In a Game

UK: 98 vs. Nebraska 3/13/1999
Opp: 92 (Nebraska) 3/13/1999

Fewest Points In a Game

UK: 60 vs. Louisiana Tech 3/20/1982
Opp: 52 (Michigan State) 3/22/2010

Most Rebounds

UK: 47 vs. Illinois 3/14/1982
Opp: 50 (South Carolina) 3/18/1982

Fewest Rebounds

UK: 25 vs. Louisiana Tech 3/20/1982
Opp: 25 (Nebraska) 3/28/2010

Highest Field Goal Percentage

UK: 59.1% (39-of-66) vs. Illinois 3/14/1982
Opp: 64.6% (31-of-48) (Indiana) 3/18/1983

Lowest Field Goal Percentage

UK: 32.8% vs. UCLA 3/15/1999
Opp: 34.5% (19-of-55) (Michigan State) 3/22/2010

Highest Free Throw Percentage

UK: 100% (4-of-4) vs. Michigan State 3/20/2006
Opp: 91.4% (32-of-35) (UCLA) 3/15/1999

Lowest Free Throw Percentage

UK: 0.0% (0-1) vs. Drake 3/12/1986
Opp: 28.6% (6-21) (Louisiana Tech) 3/20/1982

Highest 3-Point Field Goal Percentage

UK: 63.6% (7-of-11) vs. Liberty 3/20/2010
Opp: 45.5% (5-of-11) (Nebraska) 3/13/1999

Lowest 3-Point Field Goal Percentage

UK: 11.1% (1-of-9) vs. Chattanooga 3/18/2006
Opp: 16.7% (2-of-12) (Michigan State) 3/22/2010

Field Goals Made

UK: 39 vs. Illinois 3/14/1982
Opp: 38 (Louisiana Tech) 3/20/1982

Field Goals Attempted

UK: 75 vs. Indiana 3/18/1983
Opp: 80 (Illinois) 3/14/1982

3-Point Field Goals Made

UK: 8 vs. Nebraska 3/28/2010
Opp: 6 (Chattanooga) 3/18/2006

NCAA TOURNAMENT RECORDS

3-Point Field Goals Attempted

UK: 23 vs. UCLA 3/15/1999
Opp: 27 (Chattanooga) 3/18/2006

Free Throws Made

UK: 31 vs. Nebraska 3/13/1999
Opp: 32 (UCLA) 3/15/1999

Free Throws Attempted

UK: 40 vs. Nebraska 3/13/1999
Opp: 35 (Nebraska) 3/13/1999 and UCLA 3/15/1999

Assists

UK: 27 vs. Drake 3/12/1986
Opp: 24 (Louisiana Tech) 3/20/1982

Steals

UK: 16 vs. Liberty 3/20/2010
Opp: 17 (Illinois) 3/14/1982

Blocked Shots

UK: 7 vs. Michigan State 3/20/2006
Opp: 5 (Indiana) 3/18/1983 and (Michigan St.) 3/22/2010

Turnovers- High

UK: 24 vs. Illinois 3/14/1982 and Nebraska 3/13/1999
Opp: 26 (South Carolina) 3/18/1982

Turnovers- Low

UK: 11 (Michigan State) 3/22/2010
Opp: 13 (Drake) 3/12/1986 and (Michigan St.) 3/20/2006

Largest Margin of Victory

18 vs. Michigan State 3/22/2010

Largest Margin of Defeat

24 (UCLA) 3/15/1999

Individual Records by Kentucky

Points

32 A'dia Mathies vs. Liberty 3/20/2010
31 Victoria Dunlap vs. Oklahoma 3/30/2010
30 Lea Wise vs. Illinois 3/14/1982
29 Valerie Still vs. South Carolina 3/18/1982
28 Valerie Still vs. Indiana 3/18/1983

Rebounds

13 Valerie Still vs. Illinois 3/14/1982
13 Valerie Still vs. South Carolina 3/18/1982
13 Valerie Still vs. Indiana 3/18/1983
13 Victoria Dunlap vs. Oklahoma 3/30/2010
11 Sarah Elliott vs. Chattanooga 3/18/2006

Field Goals Made (10 or more made)

15 Lea Wise vs. Illinois 3/14/1982
12 Sandy Harding vs. Drake 3/12/1986
10 Valerie Still vs. Indiana 3/18/1983
10 Victoria Dunlap vs. Oklahoma 3/30/2010

Field Goals Attempted

23 Valerie Still vs. South Carolina 3/18/1982
21 Valerie Still vs. Indiana 3/18/1983
21 Sandy Harding vs. Drake 3/12/1986

Free Throws Made

12 A'dia Mathies vs. Liberty 3/20/2010
11 Victoria Dunlap vs. Oklahoma 3/30/2010

Free Throws Attempted

17 A'dia Mathies vs. Liberty 3/20/2010
14 Valerie Still vs. Indiana 3/18/1983
12 Victoria Dunlap vs. Oklahoma 3/30/2010

3-Point Goals Made

4 Keyla Snowden vs. Liberty 3/20/2010
3 Four different players

3-Point Goals Attempted

9 Jenny Pfeiffer vs. Michigan State 3/20/2006
7 Keyla Snowden vs. Oklahoma 3/30/2010

Assists

13 Patty Jo Hedges vs. Illinois 3/14/1982
10 Sandy Harding vs. Drake 3/12/1986

9 Patty Jo Hedges vs. Louisiana Tech 3/20/1982
9 Belitta Croley vs. Drake 3/12/1986

Steals

5 Victoria Dunlap vs. Liberty 3/20/2010
4 Seven different players

Blocked Shots

3 Eleia Roddy vs. Michigan State 3/20/2006

Turnovers

10 Lea Wise vs. Louisiana Tech 3/20/1982
8 Amber Smith vs. Oklahoma 3/30/2010

Individual Records By Opponents

Points

35 Wanda Ford (Drake) 3/12/1986
32 Nicole Kubik (Nebraska) 3/13/1999
31 Nyeshia Stevenson (Oklahoma) 3/30/2010

Rebounds

19 Sheila Foster (South Carolina) 3/18/1982
14 Avery Warley (Liberty) 3/20/10
14 Amanda Thompson (Oklahoma) 3/30/2010
12 Maylana Martin (UCLA) 3/15/1999

Field Goals Made

15 Wanda Ford (Drake) 3/12/1986
12 Nyeshia Stevenson (Oklahoma) 3/30/10

Field Goals Attempted

22 Wanda Ford (Drake) 3/12/1986
22 Nicole Kubik (Nebraska) 3/13/1999

Free Throws Made

15 Maylana Martin (UCLA) 3/15/1999
13 Nicole Kubik (Nebraska) 3/13/1999

Free Throws Attempted

15 Maylana Martin (UCLA) 3/15/1999
14 Nicole Kubik (Nebraska) 3/13/1999

3-Point Goals Made

3 Nicole Kubik (Nebraska) 3/13/1999
3 Melaine Pearson (UCLA) 3/15/1999
3 Brooke Hand (Chattanooga) 3/18/2006
3 Nyeshia Stevenson (Oklahoma) 3/30/2010

3-Point Goals Attempted

8 Nicole Kubik (Nebraska) 3/13/1999
8 Brooke Hand (Chattanooga) 3/18/2006
7 Nyeshia Stevenson (Oklahoma) 3/30/2010

Assists

7 Angela Turner (Louisiana Tech) 3/20/1982
7 Linda Cunningham (Indiana) 3/18/1983
7 Erica Gomez (UCLA) 3/15/1999
6 Danielle Robinson (Oklahoma) 3/30/2010

Steals

8 Kendra Gantt (Illinois) 3/14/1982
5 Brooke Schwartz (Nebraska) 3/13/1999

Blocked Shots

3 Brantley Southers (South Carolina) 3/18/1982
3 Deb McClurg (Indiana) 3/14/1983
3 Wanda Ford (Drake) 3/12/1986
3 Lykendra Johnson (Michigan State) 3/22/2010

Turnovers (4 or more turnovers)

8 Amber Mays (Liberty) 3/20/2010
6 Danielle Robinson (Oklahoma) 3/30/10



MAEGAN



BERNISHA

JENNIFER



HISTORY & TRADITIONS

WOMEN'S BASKETBALL TIMELINE

UK HOOPS
KENTUCKY
OUTLOOK
WILDCATS
STAFF
REVIEW
RECORDS
HISTORY
MEDIA



1924 — The University Senate passed a bill to abolish women's basketball in part because according to state politicians basketball had proven to be a strenuous sport for boys and therefore was too strenuous for girls.

(Left.) The 1906 UK women's basketball team, then known as Kentucky State College. The team, coached by Thomson Bryant, played only one game vs. Georgetown and fell, 15-14.

(Below.) The 1924 team claimed the Championship of the South after defeating Peabody and Chattanooga.

Kentucky women's basketball has been recognized as having a spirited and winning tradition. It was in the early 1900s that women began playing the new game on "Miss Nettie's Lawn" in Lexington ... and so the tradition continues.

1902 — The very first University of Kentucky basketball team was organized. Women's basketball begins on the UK campus with its first game on Feb. 21, 1903.

1924 — The 1924 team, coached by Bart Peak, swept its 10-game schedule and claimed not only the championship of Kentucky, but the championship of the South.



The 1903 UK women's basketball team was coached by Jane Todd Watson, finishing 1-0 by defeating KU (now Transylvania), 16-10.

C.P. St. John coached the 1904 team, leading it to a 2-0 record with victories vs. Georgetown (14-10) and Jessamine Female Institute (28-1).





After a 50-year absence, at the turn of the 70s, women teams at UK once again began playing intercollegiate games.

1974 — Women's basketball finally reached varsity status. Sue Feamster was named the first coach. She guided that first squad to a 16-9 record. The team is given the nickname "Lady Cats."

1976 — Feamster handed over the coaching reins to Debbie Yow, who compiled a 79-40 record in four seasons from 1976-1980. In 1979, Yow recruited Valerie Still, Lea Wise and Patty Jo Hedges, one of the best recruiting classes in UK women's basketball history.



Sue Feamster coached UK from 1971-74 before it gained varsity status.

Three of the most recognizable names in UK women's basketball history, Valerie Still, Patty Jo Hedges and Lea Wise.

Debbie Yow and UK men's basketball coach Joe B. Hall.



1977 — Lady Kat starting center Pam Browning became an All-American and compiled 1,598 points in her collegiate career. She ranks as the third-leading scorer at UK to this day.

1979 — The Lady Kats upset second-ranked Tennessee, 66-64, before 4,500 fans in Memorial Coliseum. The attendance got a big boost when the much-anticipated game between the school's men's teams later that evening was canceled because of snow.



Terry Hall arrived at UK in 1980 and was named the Kentucky Women's Intercollegiate Conference Coach of the Year in her first season at UK.



Memorial Coliseum hosted the largest crowd ever to attend a women's college basketball game in 1983.

1980 — Terry Hall became the third head coach of the Lady Kats.

1982 — Lea Wise hit 15-of-16 outside shots against Illinois in an NCAA playoff game, helping the Cats win 88-80. Wise, a Lexington product, also led the team in autograph and photo requests because of her flashy and productive court play and her resemblance to actress Farrah Fawcett.

1982 — The Cats captured the SEC Tournament title for the first time in school history with an 80-74 victory over Tennessee. Following the game, the huge home crowd stormed the court in a celebration that lasted nearly 30 minutes.

1983 — With the talented trio of Hedges, Still and Wise, Kentucky was ranked fourth twice during the '82-83 season and broke the national record for attendance at a women's collegiate game when 10,622 fans saw the Cats defeat Old Dominion, 80-66, in Memorial Coliseum on Feb. 5, 1983.

Lea Wise was selected to the All-SEC team in 1982. Wise and Patty Jo Hedges were regarded as the best guard combination in the country.

Three-time All-American Valerie Still ripped past Dan Issel's UK career scoring mark of 2,138 points just three games into her senior season.





In her third year, Sharon Fanning led UK to an impressive 23-8 record, into the top-25 poll and won three tournament titles ('90).

1983 — Valerie Still became the all-time leading scorer (among men and women) in Kentucky basketball history with 2,763 points in 119 games, a record that still stands.

1986 — Kentucky served as the host to the NCAA women's Final Four in Rupp Arena.

1987 — Sharon Fanning is named the fourth head coach of the Lady Kats.

1987 — The three-point goal is introduced to the women's game, proving to be an integral part of Kentucky basketball history for years to come.

1990 — Under third-year coach Sharon Fanning, UK compiled a 23-8 record, edged into the top 25, and won three tournament titles, including an 85-76 come-from-behind victory over Toledo in the NWIT Championship.

1991 — One year after winning the NWIT, UK made its first NCAA appearance since 1985-86.

1991 — UK scores one of the biggest upsets in the program's history with a 67-66 victory over intrastate rival and eventual NCAA runner-up Western Kentucky in Bowling Green.

Fanning arrived at courtside of the NWIT finals in Amarillo, Texas in a blue Texas-style leather jacket, white leather pants and Kentucky blue boots, surprising the crowd and her own team.



After winning the 1982 Southeastern Conference title, a crowd stormed the floor at Memorial Coliseum in a celebration that lasted nearly 30 minutes.

Kentucky upset intrastate rival Western Kentucky in 1991 in Bowling Green. The Lady Toppers advanced to the NCAA title game later that season.






Togethermess proved to be a successful formula in 1991 as UK posted a 20-9 record and made its first appearance in the NCAA Tournament since 1985-86.

UK HOOPS
KENTUCKY
OUTLOOK
WILDCATS
STAFF
REVIEW
RECORDS
HISTORY
MEDIA



1992—Kentucky lands Becky McKinley, the first “Miss Kentucky Basketball” signee for Sharon Fanning, and UK also signed Kentucky native Christina Jansen, who was named Kentucky’s Gatorade and USA Today Player of the Year.

1993—UK re-enters the AP Poll at No. 24 after claiming the Lady Kat Invitational title.



UK’s Stacey Reed helped USA Basketball’s Jones Cup team to a gold medal in Taiwan in 1994.



Kentucky native Christina Jansen was a four-year letter winner at UK.

Kristi Cushenberry became a member of UK’s 1,000-point club in 1991 and ranks 10th on the all-time scoring list.

Kim Denkins was an All-SEC selection as a sophomore and now ranks No. 21 on the all-time scoring list.

1991

1996



1995 — Stacey Reed and Chrissy Roberts are members of Gold Medal squads during the summer; Reed with USA Basketball's Jones Cup team and Roberts with the U.S. Olympic Festival South squad.

1995 — Bernadette Locke-Mattox is chosen as the fifth head coach of the Cats.

1995 — Stacey Reed graduates after four successful seasons at UK, leading the Cats in scoring both her junior and senior seasons, and assists and steals during all four years at Kentucky. Reed also broke UK's all-time career steals record with 309, which still stands.

1998 — Mattox is chosen to be an assistant coach for the USA Basketball World Championship team.

1999 — The Cats turned heads by charting more than 20 wins for the first time in nine years and defeating three ranked opponents. After reaching the semifinals of the SEC Tournament, the Cats beat Nebraska in the first round of the NCAA Tournament before falling to UCLA in the second round.

1999 — Erica Jackson hit a jumper to upset South Carolina 78-76 in Columbia, the first time in five years UK had won a game there. The shot earned Compaq's "Play of the Week" and "Play of the Year" awards.

The Cats shucked the Nebraska Cornhuskers, 98-92, in the first round of the 1999 NCAA Tournament West Region in Los Angeles, Calif. UK scored a record-breaking 64 second-half points.



Bernadette Mattox became the first female Division I assistant "bench" coach for a men's team, serving on former UK coach Rick Pitino's staff from 1990-94.

Erica Jackson led the Cats in both assists and steals in her two seasons as a Wildcat.

Jaye Barnes led the Cats in scoring in 1998.





1999 — UK celebrates 25 years of varsity women's basketball.

2000 — Shantia Owens becomes the first player from UK to be taken in the WNBA draft, selected 53rd by the Phoenix Mercury.

2000 — Tiffany Wait broke a school record for most games played with 122, also surpassing Jodie Whitaker on the Cats' all-time scoring list with 1,445 points.

2001 — The Wildcats took a summer tour of France and Switzerland and returned home with an unblemished 5-0 record.

2003 — Valerie Still's jersey is retired at halftime of the UK-Alabama game at Memorial Coliseum, marking the first time in school history that a woman's jersey was retired.

2003 — After 18 seasons as an assistant coach at Tennessee, Mickie DeMoss is named the sixth head coach of the UK women's basketball team.

Tiffany Wait is UK's eighth all-time leading scorer with 1,445 points. She holds the school record for most games played in a career with 122.

Valerie Still is the leader among all Wildcats for career scoring (2,763) and rebounding (1,525). Her jersey was the first to be retired for a female at UK.



Tubby Smith and Mickie DeMoss share a laugh in 2003.

After 18 seasons as the top assistant at Tennessee, DeMoss was hired as the sixth head coach of the UK women's basketball program on March 18, 2003.



2003 — Within months of her hire, Mickie DeMoss and her staff hit the recruiting trail and signed one of the most highly touted recruiting classes in school history. Many dubbed the 6th-ranked class as the “Fab Five”.

2003 — Coach Mickie DeMoss earned her first win as the head coach at Kentucky as the Wildcats downed IPFW, 79-59, on Nov. 21, 2003.

2004 — Kentucky celebrates 30 years of varsity women’s basketball.

2004 — Junior Sara Potts broke the school record for most three-pointers made in a career (190) and single game (7).

2004 — Senior and Kentucky native Selia “SeSe” Helm ended her UK career etched in the record book in three different categories: scoring (5th), rebounding (8th) and field goals (3rd).

2004 — Enthusiasm generated by the hiring of the wildly popular Mickie DeMoss, combined with a brilliant and well-funded marketing plan, resulted in a staggering fan craze. Kentucky fans bought tickets at an unprecedented rate. UK ranked No. 1 nationally in increased attendance (3,488 more than the



2002-03 average), ranked No. 2 (behind perennial power Tennessee) in Southeastern Conference attendance, and was 16th nationally (5,182) in attendance average.

2004 — The Cats moved into second place in the all-time single-season attendance total when 8,429

fans witnessed UK vs. No. 1 Tennessee on January 29, 2004. UK drew 41,000 fans in 19 home games during the 1981-82 season when the Cats won the SEC title and attendance was at an all-time high. The 2003-04 Cats brought in a school-record 72,553 fans in just 14 home games.



Junior Sara Potts made a school-record seven three-pointers vs. High Point on Jan. 6, 2004.

UK set new season attendance records in 2003-04, averaging 5,182 fans per game.

Senior Selia “SeSe” Helm finished her career as one of the top scorers and rebounders in UK history.



Sara Potts concluded her illustrious career as the only player in UK women's basketball history to hit 200 or more three-pointers in a career.

2004 — Sara Potts' 27 points help UK rally from a 17-point deficit to defeat Oregon State, 73-70, in the opening game of the Paradise Jam in St. Thomas, Virgin Islands.

2005 — Freshman center Sarah Elliott scored a team-high 15 points to lead UK to a 71-63 win over 18th-ranked Georgia in Rupp Arena. It was UK Hoops' first win over a ranked opponent in five seasons and the first under second-year coach Mickie DeMoss. Elliott was named SEC Freshman of the Week after that performance, the first freshman to receive the honor in Wildcat history.

2005 — UK Coach Mickie DeMoss makes her first return to Thompson-Boling Arena in Knoxville, Tenn., where she first made a name for herself as a coach. DeMoss is presented with a glass vase by UT Coach Pat Summitt before a standing ovation.

2005 — UK made its first postseason appearance since the 1998-99 season with a berth in the Sportsview.tv Women's National Invitation Tournament. The Wildcats were rewarded for their spectacular attendance with a host site throughout the tournament. The Cats made their longest postseason run in school history, advancing to the semifinals of the WNIT before falling to West Virginia in double overtime.

2005 — Sara Potts sank a jumper with 35 seconds remaining and fellow senior Danyelle Payne picked off Xavier sharpshooter Tara Boothe in the waning seconds as the Wildcats edged the Musketeers, 67-62, to advance to the tournament's semifinal round. Potts scored 29 of her 31 points in the final period to rally the Cats from a 14-point second-half deficit.

2005 — For the second consecutive season, the Wildcats broke the school's attendance record. A total of 90,663 fans passed through the turnstiles during the 2004-05 season, smashing the school's previous single-season attendance total of 72,553 set during the 2003-04 campaign.

2005 — Sara Potts finished her career as one of the most accomplished players in school history. She ranks fourth on the all-time scoring list (1,563 points) and the UK career scoring average list (13.4 ppg). The lefty was UK's leading scorer in both her junior (16.8 ppg) and senior (15.6) campaigns.

2005 — Valerie Still was inducted into the charter class in the newly created UK Athletics Hall of Fame. She was the only female of the 88 inductees.

UK Hoops' average attendance (4,772) finished in the top 20 nationally for the second consecutive year.

UK completed the longest postseason run in school history by advancing to the 2005 WNIT final four. Potts, who averaged 27.8 points per game during the four-game run was named to the all-tournament team.





2005 — Kentucky began the season 8-0 its best start since the 1980-81 campaign. During that stretch the Wildcats defeated Indiana State and Hofstra to win the 2005 Pepperdine Thanksgiving Classic. It was UK's first regular season tournament title since winning the Dartmouth Blue Sky Classic in 2000.

2006 — DeMoss piloted a team that went from winning a combined 20 games in the two years prior to her arrival in 2003, to a record-breaking regular season that included the most wins (22) since 1989-90, the most conference wins in school history (nine), the highest conference finish (fourth) in 23 years, an appearance in the SEC Tournament semifinals for the first time in seven years, and UK's first bid in the NCAA Tournament in seven years with its highest seed (fifth) since 1983.

2006 — DeMoss was named the SEC Coach of the Year by the SEC coaches and The Associated Press. It was the first Coach of the Year honor in UK Hoops history.

2006 — Kentucky became just the fourth unranked team in the history of NCAA women's basketball to knock off a No. 1 team when the Cats defeated top-ranked Tennessee, 66-63, on Jan. 26, 2006—Junior Jenny Pfeiffer led the Cats in scoring with 16 points,

including 7-of-7 free-throws. Pfeiffer nailed the game-winning free-throws with 14.8 seconds remaining and junior Nastassia Alcius added two charity shots in the waning seconds of the game to ice the victory. It was Kentucky's first win over the Lady Vols in 20 years.

2006 — After defeating Ole Miss on the road and taking a 66-63 win over top-ranked Tennessee a game later, the Cats appeared in the top 25 national polls for the first time in 13 years. The Wildcats were ranked 21st in The Associated Press and 23rd in the USA Today/ESPN Coaches Poll for one week. UK's No. 21 ranking marked the highest ranking in the AP poll since receiving a No. 19 position on Feb. 10, 1985.

2006 — Sophomore Samantha Mahoney and freshman Carly Ormerod were named to the All-Southeastern Conference team. Mahoney was named to the second team, while Ormerod was named to the all-freshman team.

2006 — Kentucky's record-breaking season came to an end with a heartbreaking loss to No. 16/17 and fourth-seeded Michigan State, 67-63, in the NCAA second round. The Cats defeated UT-Chattanooga in the first round, 69-59.



Sophomore Samantha Mahoney was Kentucky's leading scorer in 2005-06, averaging 11.9 ppg. She ranked 16th in SEC scoring and is well on her way to becoming a member of UK's 1,000-point club with 732 career points.

2006 — Kentucky once again set season ticket records as 4,803 season tickets were sold for the 2005-06 campaign. The Wildcats ranked 20th in the nation and third in the SEC in average attendance with 5,161 fans per game.

A school-record attendance of 13,689 fans witnessed Kentucky upset No. 1 Tennessee, 66-63, in Rupp Arena on Jan. 26, 2006.

Coach DeMoss, who was named the SEC Coach of the Year by the SEC coaches and The Associated Press, led the Wildcats to the NCAA Tournament for the first time in seven years.



UK HOOPS KENTUCKY OUTLOOK WILDCATS STAFF REVIEW RECORDS HISTORY MEDIA



Jennifer Humphrey set a school record for rebounds by a senior in a single season with 351 rebounds in 2006-07. She also broke the UK mark for most games played in a career with 129.

2007 — Kentucky advanced to postseason play for the third consecutive seasons (one NCAA Tournament and two WNIT) for the first time in school history and captured back-to-back 20-win seasons for the first time since the 1989-90 and 1990-91 teams accomplished the feat.

2007 — Kentucky senior Jennifer Humphrey and juniors Sarah Elliott and Samantha Mahoney each were named to the All-Southeastern Conference teams. Elliott and Mahoney were named to the second team by the league coaches and Elliott also received second-team honors from The Associated Press. Humphrey and Mahoney were named honorable mention by the AP.

2007 — During halftime of the UK vs. Ole Miss game on Jan. 17, a special ceremony took place as 571 fallen soldiers from Kentucky were honored. Since its completion in 1950, Memorial Coliseum has borne the names of thousands of Kentucky's war dead. But the lists of names – framed and hung on the walls of the ramps along two sides of the coliseum – had not been updated since the end of the Vietnam War. Their names were added to those of their predecessors during the ceremony. A season-high 7,565 fans and family members of the fallen soldiers witnessed the special event in Memorial Coliseum.

2007 — The Wildcats participated in their third straight postseason tournament with a third-round finish in the postseason WNIT. UK defeated Oakland and Ball State on the road before falling Wisconsin on the Badgers' home floor, 67-61.

2007 — Jennifer Humphrey pulled down 964 career rebounds, becoming just the second Wildcat in UK history to chart over 900 rebounds in a career. Former All-American Valerie Still (1,525 rebounds) is the other Wildcat to accomplish the feat.

2007 — UK ranked in the nation's top 20 in average attendance for the third consecutive season. The Cats were 14th nationally and second in the SEC, averaging a school-record 5,863 fans per game.

2007 — After four seasons at the helm, Mickie DeMoss resigned April 11 as head coach. She compiled an overall record of 71-56 at Kentucky, including a 20-14 mark during the 2006-07 season.

2007 — Former UK Hoops assistant coach Matthew Mitchell was named the seventh head coach of the Kentucky women's basketball team on April 23.

UK ranked in the nation's top 20 in average attendance (14th) for the third consecutive season. UK averaged a school-record 5,863 fans per game.

Matthew Mitchell was named the seventh head coach in UK Hoops history on April 23, 2007. He was welcomed by UK President Dr. Lee T. Todd, Jr. and Athletics Director Mitch Barnhart.





Chelsea Chowning became the first women's basketball player in school history to earn Academic All-America honors when she was named to the 2008 ESPN The Magazine Academic All-America third team as selected by the College Sports Information Directors of America (CoSIDA).

2008 — With Kentucky's impressive come-from-behind victory over No. 17/14 Georgia in Athens, Ga., on Jan. 31 the Wildcats charted their first win over the Lady Dawgs since 2005, their first win in Athens since 1994 and their first win over a ranked SEC opponent on the road since 1986. It also marked UK's first win over any ranked opponent on the road since 1997.

2008 — Kentucky charted eight wins during regular-season Southeastern Conference play, marking the second-most league wins in school history. In his first season as head coach of the Wildcats, Matthew Mitchell's eight SEC wins were the most conference wins by a first-year head coach in UK Hoops history.

2008 — A school-record five Wildcats earned postseason SEC honors. Samantha Mahoney and Sarah Elliott were named to the second team, Victoria Dunlap and Amber Smith were selected to the All-Freshman Team and Chelsea Chowning was named the SEC Scholar Athlete of the Year. Elliott and Mahoney also were named honorable mention All-SEC by The Associated Press.

2008 — The Wildcats participated in a school-record fourth consecutive postseason tournament with a quarterfinals finish in the postseason WNIT. UK received a first-round bye and defeated Middle Ten-

nessee and James Madison in Memorial Coliseum before narrowly falling to eventual champion Marquette in the quarterfinals in Lexington.

2008 — Seniors Sarah Elliott and Samantha Mahoney played in 132 career game, breaking the school record of 129 games set by Jennifer Humphrey from 2003-07.

2008 — Senior center Sarah Elliott became UK's all-time leading blocker. She holds the school record for blocks in a game (6), season (56), and career (195).

2008 — UK ranked in the nation's top 25 and the SEC's top four in average attendance for the fifth consecutive season. The Cats were 23rd nationally and fourth in the SEC, averaging 4,765 fans per game.

2008 — Kentucky saw a season-high attendance of 8,335 vs. No. 9 LSU in Rupp Arena on Jan. 27. It marked the fifth-largest crowd to see a women's game in Rupp Arena and was the seventh-largest crowd overall at UK.

2008 — Matthew Mitchell hired new assistant coaches Kyra Elzy and Matt Insell to replace Niya Butts (now the head coach at Arizona) and Vonn Read.

Coach Matthew Mitchell earned his first win as the head coach at Kentucky when the Wildcats defeated USC-Upstate in the season opener, 74-59, on Nov. 10, 2007.

Seniors Chanté Bowman, Sarah Elliott, and Samantha Mahoney will forever leave a mark on the program as they helped UK appear in four straight postseason tournaments and ink several "firsts" in UK Hoops history in their four-year career.

Samantha Mahoney scored a career-high 30 points in the postseason WNIT vs. James Madison and become UK's third all-time leading scorer. She ended her illustrious career with 1,601 points.





Senior Carly Ormerod was named the Most Valuable Player of the Courtyard LaGuardia Turkey Classic in 2008.

2008 — UK won the Courtyard LaGuardia Turkey Classic title in Long Island, N.Y., for its 27th tournament title in school history. The Cats defeated Yale and Long Island for the title.

2008 — Senior Carly Ormerod ended her illustrious career ranked on several career lists including, 3-pointers made (8th - 101), 3-pointers attempted (7th - 315), 3-pt field goal percentage (10th- .321) and assists per game (9th - 2.92).

2009 — Sophomore Victoria Dunlap totaled a team-high 290 rebounds which ranks seventh on UK's single-season rebounding list.

2009 — Kentucky's 10-point win (66-56) over No. 13/19 Tennessee on Feb. 19 was the third-highest margin of victory over the Lady Vols in the all-time series.

2009 — Senior center Eleia Roddy recorded 12 double-doubles during her senior season. With seven consecutive double-doubles, she become just the fourth player in school history and first since Jocelyn Mills in 1991 to record double-doubles in four or more straight games. She and former UK All-American Valerie Still are the only players in school history to have recorded five or more consecutive double-doubles.

2009 — Victoria Dunlap was named SEC Player of the Week after scoring 20 points and a pulling down a career-high 15 rebounds vs. Miami (Ohio) on Jan. 3. She became just the sixth player in school history to join the 20/15 club and the first player to accomplish the feat since Jennifer Humphrey did so in an SEC Tournament first-round win against Arkansas in 2007.

2009 — Senior center Eleia Roddy and sophomore forward Victoria Dunlap were named to the All-SEC second team by the league coaches.

2009 — UK ranked in the nation's top 25 and the SEC's top four in average attendance for the sixth consecutive season. The Cats were 21st nationally and fourth in the SEC, averaging 4,423 fans per game.

2009 — UK played every home game in Memorial Coliseum during the 2008-09 season. The Cats' 11 home wins were the most since the 2004-05 squad won 12 games in Memorial.

2009 — The Wildcats made their school-record fifth consecutive postseason appearance with a second-round finish in the Women's Inviation Tournament.

2009 — Matthew Mitchell hired new assistant coach Shalon Pillow to replace Wendy Palmer.

Matthew Mitchell became the first Kentucky head coach since Terry Hall in the 1980-81 and 1981-82 seasons to advance to a postseason tournament in the first two seasons at the helm.

Kentucky defeated No. 13/19 Tennessee, 66-56, on Feb. 19, 2009. It marked the Cats' first win over the Lady Vols in Memorial Coliseum in 23 years (Jan. 24, 1986).

UK was the only school in the SEC to boast two or more graduates on its roster (Carly Ormerod and Eleia Roddy) during the 2008-09 season. Ormerod graduated an entire year early while Roddy graduated a semester ahead of schedule.





2009 — UK opened “Year Three” of the Matthew Mitchell era with the first game of the women’s collegiate basketball season against first-time opponent Boston in Memorial Coliseum. The Cats went on to win 92-58, the first of a school-record tying 11 straight wins to start the 2009-10 season.

2010 — UK defeated intrastate Louisville, 101-67, in front of the eighth-largest crowd in Memorial Coliseum. The Cats set the school record for free throws made (36) and attempted (52) in a game.

2010 — Hardly on anyone’s radar in the preseason, UK quickly caught the rapt attention of Wildcat fans and foes alike on its way to rolling up a school-record 28 wins, including 11 in conference play, reaching the finals of the SEC Tournament and advancing to the NCAA Regional finals.

2010 — UK finished with a national ranking of ninth in the USA Today/ESPN Coaches Poll and 19th in the AP poll.

2010 — UK defeated No. 18/19 LSU in Baton Rouge on Jan. 28, snapping a 16-game losing skid to LSU, including an eight-game losing streak in Baton Rouge.

2010 — Junior Victoria Dunlap was named UK’s first SEC Player of the Year by the AP and the league coaches. She also became just the second player in UK history to earn State Farm/WBCA (formerly Kodak) All-America honors, joining three-time All-American Valerie Still.

2010 — Freshman guard A’dia Mathies was named UK’s first SEC Freshman of the Year by the league coaches. She also earned Full-Court Press second team freshman All-America honors and was second team All-SEC as well as being a unanimous choice for the All-SEC Freshman team.

2010 — UK ranked in the nation’s top 25 and the SEC’s top four in average attendance for the seventh consecutive season. The Cats were 14th nationally and second in the SEC, averaging 4,810 fans per game. A school-record 95,615 fans passed through the turnstiles.

2010 — UK ranked among the top 20 in four different team categories in the NCAA statistical rankings, including third nationally in turnover margin (+7.33).

2010 — The Wildcats made their school-record sixth consecutive postseason appearance with their seventh overall bid to the NCAA Tournament.



Kentucky went on the road and upset No. 18/19 LSU in Baton Rouge, La., on Jan. 28 to snap a 16-game losing streak to the Lady Tigers. Guard Crystal Riley, who transferred from LSU, was impressive against her former school, scoring 11 points off the bench.

UK HOOPS
KENTUCKY
OUTLOOK
WILDCATS
STAFF

REVIEW
RECORDS

HISTORY

MEDIA

UK, which received a No. 4 seed, advanced to the NCAA Elite Eight for just the second time in program history after upsetting top-seeded and ninth-ranked Nebraska in the Sweet 16.

UK became just the second school in SEC history to sweep all three of the major SEC awards as Victoria Dunlap was SEC Player of the Year, A’dia Mathies was SEC Freshman of the Year and Matthew Mitchell was named SEC Coach of the Year. Tennessee did it prior to its 1998 national title.

The Cats went undefeated at home (17-0) for just the second time in school history. The 17 wins in Memorial Coliseum were a school record.





THE EARLY ERA

UK HOOPS
 KENTUCKY
 OUTLOOK
 WILDCATS
 STAFF
 REVIEW
 RECORDS
 HISTORY
 MEDIA

Did you know that basketball began on the University of Kentucky campus as a women's sport? Its first game was on Feb. 21, 1903 vs. Kentucky University (now Transylvania). That game was followed one year later by the formation of a men's team.

Women's basketball at UK, then known as Kentucky State College, was first led by Coach Jane Todd Watson. Eight coaches followed, including former University of Florida president and U.S. Commissioner of Education Dr. John J. Tigert (1911-15, 1917), before Sarah Blanding took over the coaching reins in the 1919-20 season. She coached three years before becoming a player-captain in 1923 under a young post-graduate student named A.B. "Happy" Chandler. Blanding eventually would become president of Vassar College while Chandler would become a two-time governor of Kentucky, U.S. Senator and Baseball Commissioner.

The 1924 team, coached by Bart Peak, swept its 10-game schedule and claimed not only the championship of Kentucky, but the championship of the South. As the 1924-25 season got under way, the University Senate passed a bill to abolish women's basketball because basketball had proven to be a strenuous sport for boys and therefore was too strenuous for girls and due to inadequate facilities and general mores of the time.

Women's basketball finally reached varsity status after a 50-year absence and Assistant Athletics Director Sue Feamster was named the first coach in the new era. She guided the first varsity squad in the 1974-75 season to a 16-9 record.

PLAYERS THROUGH THE EARLY YEARS

Pearl Bastin (1912)	Jessie Jones (1912)
Miss Bedinger (1912)	Dot Keifer (1924)
Sarah Blanding (1923)	Dot Kerth (1924)
Margaret Block (1921)	Margaret Ligon (1923)
Miss Butler (1915)	Helen Madara (1904)
Catherine Carmony (1907)	Mildred Morris (1921-22)
Elizabeth Carroll (1923)	Ruth McChesney (1912-14)
Grace Conn (1904)	Hattie Noland (1912)
Nell Crane (1917-18)	Shelby Northcutt (1922)
Celia Gregor (1916-18)	Alice Pence (1903-05)
Ann Crenshaw (1906-07)	Christina Pence (1907-09)
Lillian Cromwell (1918-21)	Mary Belle Pence (1913)
Lucy Dean (1919)	Eliza Piggott (1917)
Bernice Ellwanger (1917)	Mildred Porter (1920-21)
Harriet Felsenthal (1922)	Dorothy Porter (1922)
Miss Flannery (1916)	Mary Rodes (1909)
Rubye Fleming (1908)	Lucille Schafer (1913)
Minnie Frost (1908-09)	Mary Scott (1904-06)
Lucille Gastineau (1913)	Bessie Shaw (1904)
Bessie Hayden (1909-10)	Myrtle Smith (1917)
Lillian Hayden (1917-19)	Florine Starr (1921)
Margaret Harbison (1920)	Nancy Stephenson (1922)
Antoinette Harrison (1923)	Olive Taul (1914-15)
Elsie Heller (1913-16)	Esther Vaughn (1907-09)
Jamie Heller (1921)	Alice Volkman (1906)
Liz Helm (1924)	Jane Wanless (1908)
Katie Henry (1919-21)	Helen Wells (1922)
Lucy Hopper (1906-07)	Nell Whitfield (1904)
Florence Hughes (1912-14)	Alice Cary Williams (1909)
Irene Hughes (1912)	Elizabeth Wilson (1922)
Nancy Innes (1914-17)	Lucy Wilson (1922-24)
Helen Jaeger (1904)	NailineWood (1913-15)
Margaret Jameson (1921-22)	Bernice Young (1920-21)

1903 (1-0)

Coach: Jane Todd Watson
 Captain: Alice Pence

2/21	KU (now Transylvania)	W, 16-10
------	-----------------------	----------

1904 (2-0)

Coach: C. P. St. John
 Captain: Alice Pence

2/22	Georgetown	W, 14-10
3/5	Jessamine Federal	W, 28-1

1905 (Unknown)

1906 (0-1)

Coach: Thomson Bryant
 Captain: Mary Scott

3/10	Georgetown	L, 14-15
------	------------	----------

1907 (No Games)

Coach: Thomson Bryant
 Captain: Ann Crenshaw

1908 (3-0-1)

Coach: C.W. Leaphart
 Captain: Nell Wallis

---	KU	Tie
2/2	KU	W, 22-4
3/13	Louisville Olivians	W, 19-10
3/14	Campbell-Hagerman	W, 28-6

1908-09 (4-1)

Coach: Walter C. Fox
 Captain: Nell Wallis

12/12	Danville	W, 27-20
1/18	Transylvania	L, 21-19
1/20	Transylvania	W, 21-14
2/20	Sue Bennett	W, 44-4

1909-10 (7-1)

Coach: Bessie Hayden
 Captain: Bessie Hayden

---	Transylvania	L, 21-13
---	Hagerman	W, 50-10
---	Maysville	W, 30-3
---	Paris HS	W, 22-2
---	Wesleyan	W, 27-10
---	Wesleyan	W, 17-8
---	Somerset HS	W, 15-6
---	Somerset HS	W, 21-5

1910-11 (No Record of Games)

1911-12 (4-1)

Coach: J.J. Tigert
 Captain: Irene Hughes

1/27	Paris HS (H)	L, 14-10
2/3	Somerset HS (H)	W, 19-4
2/15	Lexington HS (H)	W, 25-5
2/17	Louisville (H)	W, 19-13
2/22	Lexington HS (H)	W, 23-7

1912-13 (5-0; State Champions)

Coach: J.J. Tigert
 Captain: Mary Belle Pence

1/11	Lexington HS	W, 15-11
1/17	Louisville	W, 20-19
2/4	Lexington HS	W, 16-15
2/15	Winchester AC	W, 27-3
3/5	Louisville	W, 23-14

1913-14 (4-2)

Coach: J.J. Tigert
 Captain: Ruth McChesney

1/9	Catlettsburg (H)	W, 15-6
1/16	Cedarville (H)	W, 15-7
1/23	Catlettsburg	L, 22-19
1/30	Louisville (H)	L, 12-23
2/3	Louisville (A)	W, 20-19
3/5	Catholic Gym (H)	W, 10-7

1914-15 (5-1)

Coach: J.J. Tigert
 Captain: Florence Hughes

1/22	Louisville (H)	W, 27-16
2/6	Cincinnati YWCA (H)	W, 40-6
2/11	Wesleyan (A)	W, 26-16
2/20	Vanderbilt (H)	W, 19-5
2/27	Louisville (A)	L, 11-8
3/6	Wesleyan (H)	W, 16-9

1915-16 (2-2)

Coach: William Tuttle
 Captain: Elsie Heller

1/20	Wesleyan (A)	L, 23-12
2/5	Louisville (H)	L, 12-10
2/22	Louisville (A)	W, 32-24
2/29	Wesleyan (H)	W, 13-10

1916-17 (5-0)

Coach: J.J. Tigert
 Captain: Nancy Innes

1/29	Wesleyan (H)	W, 35-8
2/7	Ky. College (A)	W, 28-10
2/26	Wesleyan (A)	W, 46-12
3/3	Ky. College (H)	W, 40-6
3/10	Louisville (H)	W, 24-12

1917-18 (1-4)

Coach: Jim Park
 Captain: Jim Park

1/19	Wesleyan	L, 20-4
2/16	Wesleyan	L, 9-7
3/1	Wesleyan (H)	L, 19-9
3/4	Hamilton (N)	W, 22-4
--	Cincinnati (A)	L

1918-19 (2-0)

Coach: Andy Gill
 Captain: Lillian Hayden

1/25	Wesleyan (A)	W, 12-10
3/8	Wesleyan (H)	W, 15-9

1919-20 (0-3-1)

Coach: Sarah Blanding
 Captain: Lucille Dean

2/6	Cumberland	L, 19-16
2/7	Union	T, 13-13
2/14	Cincinnati	L, 26-14
2/21	Wesleyan	L, 18-14

1920-21 (1-7)

Coach: Sarah Blanding
 Captain: Katie Henry

1/22	Cincinnati (H)	L, 11-10
2/15	Wesleyan (H)	L, 18-7
2/18	Peabody (A)	L
2/19	Chattanooga (A)	L
2/28	Wesleyan (A)	L, 28-9
3/3	Chattanooga	W, 20-16
3/19	Cincinnati	L, 16-6

1921-22 (2-4)

Coach: Sarah Blanding
 Captain: Dorothy Potter

---	Georgetown	W
1/19	Wesleyan (A)	W, 24-14
2/26	Peabody (H)	L, 31-7
2/28	Louisville (H)	L, 10-9
3/5	Georgetown	W, 10-2
---	Wesleyan	L

1922-23 (7-3)

Coach: A.B. "Happy" Chandler
 Captain: Sarah Blanding

1/13	Wesleyan (H)	W, 29-9
---	Louisville (A)	L, 8-5
---	Wesleyan (H)	W, 11-9
---	Louisville (H)	W, 18-6
2/9	Georgetown	W, 22-11
---	Bowling Green (A)	L, 24-19
---	Peabody (A)	L, 34-14
---	Chattanooga (A)	W, 21-18
---	Georgetown	W
---	Louisville	W, 18-6

1923-24

(10-0; Champions of the South)

Coach: Bart Peak
 Captain: Lucy Wilson

1/11	Georgetown (A)	W, 18-9
1/19	Wesleyan (A)	W, 16-15
1/26	Louisville (H)	W, 15-9
2/2	Louisville (A)	W, 15-9
2/7	Western Kentucky	W, 18-8
2/16	Peabody (H)	W, 21-11
2/22	Chattanooga (H)	W, 28-6
2/25	Wesleyan	W, 19-9
3/5	Georgetown (H)	W, 26-5



ALL-TIME KENTUCKY COACHES



SUE FEAMSTER • 1971-76

RECORD AT UK: 64-39 (62.1%)

Sue Feamster became UK's first head women's basketball coach of the modern era when the program regained its varsity status in 1974. Women's basketball had been a varsity sport at UK from 1903 until 1925, when the University senate passed a bill abolishing the sport for being "too strenuous" for females. Feamster began coaching the UK women in 1971-72, when the squad earned a 10-3 record, and remained head coach as the squad rolled up a 26-15 record over the next two seasons. After women's basketball became a varsity sport, Feamster helped the program to a fast start, passing along to incoming coach Debbie Yow a squad that included All-American Pam Browning, who still holds several spots in the UK record book, and standout Ceal Barry.



DEBBIE YOW • 1976-80

RECORD AT UK: 79-40 (66.4%)

In the last year of her four seasons at Kentucky, Debbie Yow's Wildcats stormed to a 24-5 record and earned the school's first trip to the national playoffs — then the Association of Intercollegiate Women's Athletics (AIAW) Tournament. It was clear then that both Yow and the UK women's program were primed for success. And just as the Cats continued to earn postseason berths, Yow's career remained on the fast track as well. Yow enjoyed a successful coaching stint at Florida and subsequent athletics administration positions at Florida and UNC-Greensboro. She then became Athletics Director at St. Louis, and since 1994, has been AD at Maryland. She served as president of the National Association of Collegiate Athletics Directors.



TERRY HALL • 1980-87

RECORD AT UK: 138-66 (67.6%)

Terry Hall holds the laudable distinction of being the winningest coach in UK women's basketball history as well as owning the best winning percentage of any coach to guide the program. Hall coached the Cats to seven straight winning seasons, starting with a 25-6 record and a trip to the second round of the AIAW national tournament before falling by one point to Maryland to end the 1980-81 season. The NCAA welcomed women's basketball into its ranks the following year, and that historical season ended with the Cats falling to eventual national champion Louisiana Tech in the Midwest Regional finals on the Lady Techsters' home floor. After the Cats failed to make the NCAA tournament in 1986-87, Hall left coaching for the business sector. But three years later, she accepted the head coaching job at Wright State University, where she coached for seven years before succumbing to cancer in 1997.



SHARON FANNING • 1987-95

RECORD AT UK: 134-97 (58%)

Sharon Fanning guided the Cats through eight seasons and despite a dubious beginning that saw her squad record back-to-back losing seasons, she never suffered another losing season. In just her third year, Fanning coached the Wildcats to an impressive 23-8 record while also edging them into the top 25. UK won three tournaments titles in 1989-90, including an 85-76 come-from-behind victory over Toledo in the NWIT Championship. The following season, the Wildcats advanced to the NCAA Tournament, UK's first appearance in the Big Dance in five years. Prior to her stint at UK, Fanning was a graduate assistant at Tennessee and a head coach at UT-Chattanooga. Since leaving UK, she has been head coach at Mississippi State University.



BERNADETTE MATTOX • 1995-2003

RECORD AT UK: 91-135 (40.2%)

Bernadette Mattox spent eight seasons at the helm of the Wildcats basketball program. She began her coaching career at her alma mater, Georgia, but became a household name in Kentucky and across the nation when she was hired by former Wildcats coach Rick Pitino as the first female Division I assistant "bench" coach for a men's team in 1990. She was promoted to assistant athletics director at Kentucky for one year before taking over the UK women's program in 1995. Her most notable season came in 1998-99, when she led the Cats to their first 20-plus win season and first appearance in the NCAA Tournament in nearly a decade. The Cats won their first NCAA Tournament game in 17 years, finished with a 21-11 overall record and captured seven wins in the SEC, the most conference wins in school history.

Since leaving UK in 2003, Mattox has served as an assistant coach for the WNBA's Connecticut Sun.



MICKIE DEMOSS • 2003-07

RECORD AT UK: 71-56 (55.9%)

Mickie DeMoss will best be remembered as the architect who took over a struggling program in 2003 and in just a short amount of time rebuilt UK women's basketball back into a national contender. During her tenure the Wildcats participated in postseason play three consecutive seasons (one NCAA Tournament and two WNIT) and captured back-to-back 20-win seasons (2005-06 and 2006-07) for the first time since the 1989-90 and 1990-91 teams accomplished the feat. DeMoss was named the 2006 SEC Coach of the Year, a UK Hoops first, after guiding the Wildcats to the NCAA Tournament for the first time in seven seasons. The Cats posted a 22-9 overall record in 2005-06, including a school-record nine conference wins and Kentucky made national headlines when it defeated No. 1 Tennessee in Rupp Arena. It was UK's first win over a top-ranked team in school history. DeMoss also drastically increased fan attendance, as UK ranked in the top three of the SEC and top 20 in the national average attendance poll all four of her seasons. UK went from averaging 1,694 fans prior to her arrival in 2003 to breaking the school record with 5,863 fans per game in her final season.

Prior to UK, DeMoss spent 18 seasons at Tennessee, helping the Lady Vols garner six national championship titles and 13 Final Four appearances. She also was the head coach four seasons at Florida (1979-83). In eight seasons as a head coach, DeMoss has a career record of 116-124, including a 26-65 mark in the SEC. Since leaving UK, DeMoss has served as an assistant coach at Texas.

ALL-TIME COACHES

Year	Overall	SEC	Finish	Post-Season	Head Coach
1974-75	16-9	-	-	None	Sue Feamster
1975-76	13-12	-	-	None	Sue Feamster
1976-77	19-7	-	-	None	Debbie Yow
1977-78	23-12	-	-	AIAW, NWIT 3rd Rd	Debbie Yow
1978-79	13-16	-	-	None	Debbie Yow
1979-80	24-5	-	-	AIAW	Debbie Yow
1980-81	25-6	-	-	AIAW	Terry Hall
1981-82	24-8	-	-	NCAA Regionals	Terry Hall
1982-83	23-5	6-2	East 2nd	NCAA 1st Round	Terry Hall
1983-84	15-13	2-6	East 3rd	None	Terry Hall
1984-85	16-12	3-5	East 4th	None	Terry Hall
1985-86	18-11	4-5	6th	NCAA 1st Rd	Terry Hall
1986-87	17-11	3-6	7th	None	Terry Hall
1987-88	14-15	0-9	10th	None	Sharon Fanning
1988-89	12-16	3-6	8th	None	Sharon Fanning
1989-90	23-8	3-6	8th	NWIT Champions	Sharon Fanning
1990-91	20-9	4-5	5th	NCAA 1st Rd	Sharon Fanning
1991-92	16-14	5-6	6th	None	Sharon Fanning
1992-93	18-10	5-6	6th	None	Sharon Fanning
1993-94	17-11	5-6	7th	None	Sharon Fanning
1994-95	14-14	4-7	9th	None	Sharon Fanning
1995-96	8-19	2-9	12th	None	Bernadette Mattox
1996-97	8-19	2-10	10th	None	Bernadette Mattox
1997-98	13-15	5-9	8th	None	Bernadette Mattox
1998-99	21-11	7-7	7th	NCAA 2nd Rd	Bernadette Mattox
1999-00	15-14	5-9	9th	None	Bernadette Mattox
2000-01	6-21	2-12	12th	None	Bernadette Mattox
2001-02	9-20	1-13	12th	None	Bernadette Mattox
2002-03	11-16	4-10	9th	None	Bernadette Mattox
2003-04	11-17	3-11	11th	None	Mickie DeMoss
2004-05	18-16	4-10	10th	WNIT Final Four	Mickie DeMoss
2005-06	22-9	9-5	4th	NCAA 2nd Rd	Mickie DeMoss
2006-07	20-14	6-8	7th	WNIT 3rd Rd	Mickie DeMoss
2007-08	17-16	8-6	4th	WNIT Quarterfinals	Matthew Mitchell
2008-09	16-16	5-9	10th	WNIT 2nd Rd	Matthew Mitchell
2009-10	28-8	11-5	2nd	NCAA Elite Eight	Matthew Mitchell

UK HOOPS KENTUCKY OUTLOOK WILDCATS STAFF REVIEW RECORDS HISTORY MEDIA



ALL-TIME KENTUCKY ASSISTANTS

UK HOOPS

KENTUCKY

OUTLOOK

WILDCATS

STAFF

REVIEW

RECORDS

HISTORY

MEDIA

Assistant Coaches Directory

Name	Years
Andy Barnes	1987-89
Diane Beauchamp *	1977-78 (J.V.) 1978-80
Dorothy Jean Berry	1981-83
Robin Board	1983-85 (G.A.)
Karen Booker	1989-91
Assoc. Head Coach	1994-95
Lisa Bressman	1989-91
Dawn Bryant	1994-95
Meghan Burke	1998-01
Niya Butts	2003-08
Ken Byrd	1995-97
Trey Clark	2001-03
Kerry Cremeans	1994-96 (G.A.)
Jane Dalton	1988-90 (G.A.)
Brandi Dunigan	1991-92 (S.A.)
Kyra Elzy	2008-Present
Myra Fishback	1991-92
Rick Griffith	1997-02
Scott Groninger	2002-03
Ilene Hauser	1990-94
Cindy Noble-Hauserman	1985-89
Matt Insell	2008-Present
Mike Kindred	1983-85
Jennifer Knoll	1992-94 (G.A.)
Mollie McClure	1996-98
Jerry McLaughlin	1989-94
Matthew Mitchell	2003-05
Donna Murphy	1985-87
Leslie Nichols	1996-2003
Lynn Norenberg	1981-83 (G.A.)
Wendy Palmer	2007-09
Carolyn Peck	1995-96
Shalon Pillow	2009-Present
Vonn Read	2005-08
Pam Stackhouse	2003-07

G.A.—Graduate Assistant
S.A.—Student Assistant

Year-by-Year Assistant Coaches

* First full-time women's assistant coach
Note—Full-time assistants unless otherwise noted

Year	Assistant
1977-78	Diane Beauchamp
1978-79	Diane Beauchamp
1979-80	Diane Beauchamp
Hall Era	
1980-81	Dorothy Jean (Dottie) Berry
1981-82	Dorothy Jean (Dottie) Berry, Lynn Norenberg
1982-83	Dorothy Jean (Dottie) Berry, Lynn Norenberg
1983-84	Mike Kindred, Robin Board
1984-85	Mike Kindred, Robin Board

1985-86	Cindy Noble-Hauserman, Donna Murphy
1986-87	Cindy Noble-Hauserman, Donna Murphy

Fanning Era

1987-88	Andy Barnes, Cindy Noble-Hauserman
1988-89	Andy Barnes, Cindy Noble-Hauserman, Jane Dalton
1989-90	Jerry McLaughlin, Karen Booker, Jane Dalton, Lisa Bressman
1990-91	Jerry McLaughlin, Karen Booker, Ilene Hauser, Lisa Bressman
1991-92	Jerry McLaughlin, Myra Fishback, Ilene Hauser, Brandi Dunigan
1992-93	Jerry McLaughlin, Ilene Hauser, Jennifer Knoll
1993-94	Jerry McLaughlin, Ilene Hauser, Jennifer Knoll
1994-95	Karen Booker, Dawn Bryant, Kerry Cremeans

Mattox Era

1995-96	Ken Byrd, Carolyn Peck, Kerry Cremeans
1996-97	Ken Byrd, Leslie Nichols, Mollie McClure
1997-98	Rick Griffith, Leslie Nichols, Mollie McClure
1998-99	Rick Griffith, Leslie Nichols, Meghan Burke
1999-2000	Rick Griffith, Leslie Nichols, Meghan Burke
2000-01	Leslie Nichols, Rick Griffith, Meghan Burke
2001-02	Leslie Nichols, Rick Griffith, Trey Clark
2002-03	Leslie Nichols, Scott Groninger, Trey Clark

DeMoss Era

2003-04	Matthew Mitchell, Niya Butts, Pam Stackhouse
2004-05	Matthew Mitchell, Niya Butts, Pam Stackhouse
2005-06	Niya Butts, Vonn Read, Pam Stackhouse
2006-07	Niya Butts, Vonn Read, Pam Stackhouse

Mitchell Era

2007-08	Niya Butts, Wendy Palmer, Vonn Read
2008-09	Kyra Elzy, Matt Insell, Wendy Palmer
2009-10	Kyra, Elzy, Matt Insell, Shalon Pillow
2010-11	Kyra, Elzy (Assoc. Head Coach), Matt Insell, Shalon Pillow

COACHING SPOTLIGHT

NIYA BUTTS



Niya Butts served as an assistant coach at Kentucky for five years and is now the head coach of the Arizona women's basketball program.

JENERRIE EVERETTE



Former Wildcat Jenerrie Everette (2001-04) is in her second season as an assistant coach at Navy after spending three seasons at Wright State.

CAROLYN PECK



Carolyn Peck served as an assistant under Bernadette Mattox and is now a college and professional basketball analyst for ESPN.

JENNY PFEIFFER



Former Wildcat Jenny Pfeiffer (2003-04, 2006-07) is the head women's basketball coach at Coker College, a Division II university in Hartsville, S.C.

ALL-TIME TEAMS



1974-75

Back Row: Janie Begley, Sally Bussell, Pam Browning, Karen Kidd, Liz March, Carol Mindell, Brenda Wheeler, Linda Finamore, Manager. Front Row: Coach Sue Feamster, Wendy Martin, Ceal Barry, Ann French Thomas, Laura Schwager, Susie Sweltzer, Pam Sullivan, Cynthia Douglas, Manager.



1975-76

Back Row (L-R): Coach Sue Feamster, Lisa Kidd, Brenda Wheeler, Cathy Galloway, Janet Timperman, Liz March, Terri Galloway, Ceal Barry, Teri Boyd, Debbie Mack, Manager Angie Williams. Front Row (L-R): Noreen White, Pam Browning, Karen Lewis, Melinda Warren, Kessie Kessinger, Sally Bussell.



1976-77

Back Row (L-R): Coach Debbie Yow, Debbie Oden, Karen Lewis, Laura Upton, Ann Deters, Janet Timperman, Pam Browning, Linda Edelman, Sharon Shipley (scorekeeper), Angie Williams (Statistician). Front Row: Mitzi Combs, Cathy Galloway, Teri Boyd, Ceal Barry, Debbie Mack.



1977-78

Back Row: Coach Debbie Yow, Maria Donhoff, Pam Browning, Laura Upton, Liz Lukschu, Jeannine Mjoseh, Janet Timperman, Assistant Coach Diane Beauchamp. Front Row: Manager Margaret LaFontaine, Debra Oden, Linda Edelman, Geri Grigsby, Debbie Mack, Terry Boyd, Mitzi Combs, Trainer Mimi Porter.



1978-79

Back Row: Coach Debbie Yow, Trainer Mimi Porter, Tanya Fogle, Liz Lukschu, Maria Donhoff, Debra Oden, Manager Margaret LaFontaine, Assistant Coach Diane Beauchamp. Front Row: Caroline Huelskoetter, Arlene Baluyut, Linda Edelman, Debbie Mack, Janet Timperman, Geri Grigsby, Denise Fetter, Bonnie Sizemore.



1979-80

Back Row: Trainer Mimi Porter, Coach Debbie Yow, Debra Oden, Sharon Gartand, Maria Donhoff, Liz Lukschu, Valerie Still, Linda Edelman, Tanya Fogle, Manager Margaret LaFontaine, Assistant Coach Diane Beauchamp. Front Row: Van Harden, Cathy Barber, Geri Grigsby, Patty Jo Hedges, Lea Wise, Lori Edgington.



1980-81

Back Row: Trainer Mimi Porter, Coach Terry Hall, Kathy Lokie, Maria Donhoff, Jody Runge, Liz Lukschu, Valerie Still, Tanya Fogle, Assistant Coach Dottie Berry, Graduate Assistant Margaret LaFontaine. Front Row: Beth Kogoy, Lynette Lewis, Lori Edgington, Patty Jo Hedges, Lea Wise, Lisa Collins.



1981-82 • SEC CHAMPIONS

Back Row: Coach Terry Hall, Graduate Assistant Lynn Norenberg, Kathy Lokie, Valerie Still, Jody Runge, Grace Odrick, Terri Naisler, Tanya Fogle, Assistant Coach Dottie Berry, Trainer Mimi Porter. Front Row: Manager Michele Oberst, Lisa Collins, Donna Martin, Patty Jo Hedges, Lori Edgington, Lea Wise, Diane Stephens, Manager Gary Loyd.


1982-83

Back Row: Assistant Coach Dottie Berry, Trainer Sue Stanley, Terri Naiser, Valerie Still, Jody Runge, Sally Loughton, Karen Mosley, Leslie Nichols, Lisa Collins, Graduate Assistant Lynn Norenberg, Coach Terry Hall. **Front Row:** Diane Stephens, Donna Martin, Patty Jo Hedges, Lea Wise, Audre Andrew, Lynnette Lewis.


1983-84

Back Row: Coach Terry Hall, Graduate Assistant Robin Board, Leslie Nichols, Debbie Miller, Karen Mosley, Melanie Warren, Jody Runge, Melissa Napier, Assistant Coach Mike Kindred, Volunteer Assistant Patty Jo Hedges, Trainer Sue Stanley. **Front Row:** Sandy Harding, Julie Duerring, Lisa Collins, Lynnette Lewis, Diane Stephens and Donna Martin.


1984-85

Back Row: Graduate Assistant Robin Board, Assistant Coach Mike Kindred, Laurie Huggens, Shelly Miller, Michelle Smith, Melanie Warren, Karen Mosely, Debbie Miller, Coach Terry Hall. **Front Row:** Nancy Cowan, Monique Tarantini, Michele Pennie, Leslie Nichols, Diane Stephens, Bellita Croley, Sandy Harding.


1985-86

Back Row: Coach Terry Hall, Trainer Sue Stanley, Laurie Huggens, Shelly Miller, Karen Mosley, Melanie Warren, Debbie Miller, Leslie Nichols, Assistant Coach Cindy Noble, Assistant Coach Donna Murphy. **Front Row:** Michele Pennie, Monique Tarantini, Pam Shrum, Jodie Whitaker, Bebe Croley, Lynne Elbert, Sandy Harding.


1986-87

Back Row: Assistant Coach Cindy Hauserman, Assistant Coach Donna Murphy, Lynne Elbert, Pam Shrum, Laurie Huggens, Shannon Freeman, Melanie Warren, Davitria Harrell, Debbie Miller, Bebe Croley, Coach Terry Hall, Trainer Sue Stanley. **Front Row:** Kris Miller, Monique Tarantini, Michele Pennie, Lora Spencer, Mary Jane White, Jodie Whitaker, Sandy Harding.


1987-88

Back Row: Trainer Sue Stanley, Assistant Coach Cindy Noble Hauserman, Beth Ousley, Pam Shrum, Angel Stevens, Davitria Harrell, Shannon Freeman, Lora Spencer, Debbie Hoskins, Julie Whitaker, Assistant Coach Andy Barnes, Coach Sharon Fanning. **Front Row:** Kris Miller, Mary Jane White, Monique Tarantini, Michele Pennie, Bebe Croley, Jodie Whitaker, Tracey Davis.


1988-89

Back Row: Publicist Rena Vicini, Manager Jenn Holman, Assistant Coach Andy Barnes, Assistant Coach Cindy Noble, Mary Custard, Pam Shrum, Angel Stevens, Lora Spencer, Vanessa Foster-Sutton, Jamie Hobgood, Stacy McIntyre, Coach Sharon Fanning, Trainer Sue Stanley, Graduate Assistant Jane Dalton, Manager Sharon McCauley. **Front Row:** Kris Miller, Malinka Salhi, Theresa Stewart, Jodie Whitaker, Ruth Mountain, Kristi Cushenberry, Tracey Davis.


1989-90 • WNIT Champions

Back Row: Assistant Coach Karen Booker, Graduate Assistant Lisa Bressman, Graduate Assistant Jane Dalton, Assistant Coach Jerry McLaughlin, Mia Daniel, Vanessa Foster-Sutton, Cathy Proctor, Lisa Ellis, Patressa Leonard, Josh Mills, Trainer Sue Stanley, Manager Susan Crabtree, Manager Tracy Livingston, Coach Sharon Fanning. **Front Row:** Kris Miller, Stacy McIntyre, Tracey Davis, Kristi Cushenberry, Tammy Dowdell, Jennifer Johnson, Malinka Salhi.



1990-91

Back Row: Graduate Assistant Ilene Hauser, Graduate Assistant Lisa Bressman, Jennifer Gray, Christe Jordan, Cathy Proctor, Tedra Eberhart, Coach Sharon Fanning, Jocelyn Mills, Rebekah Reasor, Tiundra Love, Pattressa Leonard, Assistant Coach Karen Booker, Assistant Coach Jerry McLaughlin. **Front Row:** Trainer Lucrecia Hunter, Manager Mia Daniel, Stacy McIntyre, Jamie Hobgood, Tracye Davis, Kristi Cushenberry, Kayla Campbell, Karen Killen, Manager Jennifer Johnson, Manager Stacye Buzzanca.



1991-92

Back Row: Publicist Gail Dent, Assistant Coach Jerry McLaughlin, Assistant Coach Myra Fishback, Jocelyn Mills, Cathy Proctor, Christe Jordan, Karri Koach, Coach Sharon Fanning, Jennifer Gray, Pattressa Leonard, Tiundra Love, Mia Daniel, Student Asst. Brandi Dunigan, Trainer Kim Bartley, Graduate Asst. Ilene Hauser. **Front Row:** Mgr. Kevin Quatman, Manager Diana Pardee, Stacey Reed, Kayla Campbell, Rebekah Reasor, Stacy McIntyre, Kristi Cushenberry, Tedra Eberhart, Karen Killen, Mgr. Stacye Buzzanca, Trainer Charlie Penny.



1992-93

Back Row: Manager Sherri Hammons, Graduate Assistant Jennifer Kroll, Coach Jerry McLaughlin, Christina Jansen, Christe Jordan, Karri Koach, Coach Sharon Fanning, Jennifer Gray, Becky McKinley, Julie Swarens, Coach Ilene Hauser, Manager Nancy Eckland, Graduate Trainer Heidi Britten. **Front Row:** Manager Steven Duanhoo, Student Trainer Ericka Kennedy, Stacey Reed, Kayla Campbell, Cathy Proctor, Jocelyn Mills, Mia Daniel, Tedra Eberhart, Manager Brandi Dunigan, Manager Kevin Quatman.



1993-94

Back Row: Publicist Gail Dent, Grad. Asst. Trainer Jennifer Wheeler, Student Trainer Jennifer Stewart, Academic Asst. Ester Cruz, Chrissy Roberts, Lyssa Simpson, Anne Sarkalahti, Karri Koach, Keoma Warford, Stephanie Higginbotham, Stephanie Baker, Mgr Steven Duanhoo, Mgr Nancy Eckland, Mgr Jeanna Wagner, Staff Asst. Lee Reedy. **Front Row:** Coach Sharon Fanning, Asst. Coach Jerry McLaughlin, Stacey Reed, Tedra Eberhart, Kayla Campbell, Jennifer Gray, Christe Jordan, Christiana Jansen, Julie Swarens, Asst. Coach Ilene Hauser, Grad. Asst. Coach Jennifer Kroll.



1994-95

Back Row: Assistant Coach Karen Booker, Shaundra Roberts, Keoma Wardford, Kim Denkins, Anne Sarkalahti, Vonda Jackson, Latasha Peterson, Stephanie Higginbotham, Assistant Coach Dawn Bryant. **Front Row:** Coach Sharon Fanning, Kristie Combs, Christina Jansen, Stephanie Baker, Karri Koach, Stacey Reed, Julie Swarens-Beickman, Chrissy Roberts, Graduate Assistant Kerry Cremeans.



1995-96

Back Row: Assistant Coach Ken Byrd, Assistant Coach Carolyn Peck, Shawn Manning, Marcia Webb, Kim Denkins, Vonda Jackson, Carmen Greenfield, Assistant Coach Kerry Cremeans, Coach Bernadette Locke-Mattox. **Front Row:** Dominique Mitchell, Tiffany Wait, Christina Jansen, Julie Swarens-Beickman, Shaundra Roberts, Torri Tillman.



1996-97

Back Row: Assistant Coach Ken Byrd, Coach Bernadette Mattox, Tiffany Wait, Kim Denkins, Katie Vieth, Vonda Jackson, Shawn Manning, Assistant Coach Leslie Nichols, Assistant Coach Mollie McClure. **Front Row:** Natalie Martinez, Nikki Hay, Shaundra Roberts, Robyn Embry, Patrice Boyd.



1997-98

Back Row: Coach Bernadette Mattox, Assistant Coach Rick Griffith, Stephanie Christman, Vonda Jackson, Katie Vieth, Kim Denkins, Laura Meadows, Assistant Coach Millie McClure, Assistant Coach Leslie Nichols. **Front Row:** Natalie Martinez, Natasha Ross, Tiffany Wait, Nikki Hay, Patrice Boyd, Jaye Barnes, Kenya Young.

UK HOOPS KENTUCKY

OUTLOOK

WILDCATS

STAFF

REVIEW

RECORDS

HISTORY

MEDIA



UK HOOPS

KENTUCKY

OUTLOOK

WILDCATS


STAFF

REVIEW

RECORDS

HISTORY

MEDIA



1998-99

Back Row: Coach Bernadette Mattox, Assistant Coach Leslie Nichols, Katie Vieth, Shantia Owens, Laura Meadows, Tanasha Seaton, Stephanie Christman, Assistant Coach Meghan Burke, Assistant Coach Rick Griffith. Front Row: Natalie Martinez, Rae Keith, Carolyn Alexander, Tiffany Wait, Jaye Barnes, Kenya Young, Erica Jackson, LaTonya McDole.



1999-00

Back Row: Assistant Coach Rick Griffith, Assistant Coach Leslie Nichols, Tanasha Seaton, Shantia Owens, Katie Vieth, Laura Meadows, Stephanie Christman, LaTonya McDole, Assistant Coach Meghan Burke, Coach Bernadette Mattox. Front Row: Nikki Young, Natalie Martinez, Carolyn Alexander, Tiffany Wait, Melissa Langelier, Erica Jackson, Rita Adams.



2000-01

Back Row: Trainer Amy Plas Marlin, Assistant Coach Meghan Burke, Assistant Coach Rick Griffith, Assistant Coach Leslie Nichols, Strength and Conditioning Graduate Assistant Jason Nehring. Middle Row: Shareon "Niecee" Patterson, Shambrica Jones, Aisha Bonets, Selia Helm, LaTonya McDole, Alvine Mendeng. Front Row: Danyelle Payne, Dasieka Hawthorne, Nikki Young, Coach Bernadette Mattox, Rita Adams, Kristin Connoy, Stephanie Stoglin.



2001-02

Back Row: Trainer Amy Marlin, Assistant Coach Trey Clark, Assistant Coach Rick Griffith, Assistant Coach Leslie Nichols, Strength and Conditioning Graduate Asst. Jason Nehring. Middle Row: Danyelle Payne, Shambrica Jones, Keiko Miller-Tate, Selia Helm, LaTonya McDole, Alvine Mendeng, Jenerrie Everette, Stephanie Stoglin. Front Row: Dasieka Hawthorne, Sara Potts, Coach Bernadette Mattox, Kristin Connoy, Rita Adams.



2002-03

Back Row: Trainer Pam Waller, Assistant Coach Trey Clark, Assistant Coach Scott Groninger, Assistant Coach Leslie Nichols, Strength and Conditioning Graduate Asst. Jason Nehring. Middle Row: Kristen Grassi, Jenerrie Everette, Keiko Tate, Jennifer Humphrey, Selia Helm, Stephanie Stumbo (not pictured), Shambrica Jones, Danyelle Payne. Front Row: Jenny Pfeiffer, Rita Adams, Coach Bernadette Mattox, Sara Potts, Raquel Ellis.



2003-04

Back Row: Afton Perry, Jennifer Goin, Keiko Tate, Jennifer Humphrey, Selia Helm, Jenerrie Everette, Shambrica Jones, Stephanie Stumbo, E'Lisa Ladson. Front Row: Assistant Coach Matthew Mitchell, Coach Mickie DeMoss, Angela Phillips, Nastassia Alcius, Danyelle Payne, Jenny Pfeiffer, Sara Potts, Raquel Ellis, Assistant Coach Niya Butts, Assistant Coach Pam Stackhouse.



2004-05

Back Row: Chante' Bowman, Keiko Tate, Eleia Roddy, Jennifer Humphrey, Sarah Elliott, Afton Perry, Stephanie Stumbo, Sade Buley. Front Row: Assistant Coach Matthew Mitchell, Coach Mickie DeMoss, Angela Phillips, Nastassia Alcius, Danyelle Payne, Sara Potts, Samantha Mahoney, Assistant Coach Pam Stackhouse, Assistant Coach Niya Butts.



2005-06

Back Row (L-R): LaQwesa "Moe" Gamble, Jenn'e Jackson, Jennifer "Lanky" Humphrey, Sarah Elliott, Eleia Roddy, Afton Perry, Stephanie Stumbo, Chante' Bowman. Front Row (L-R): Assistant Coach Vonn Read, Head Coach Mickie DeMoss, Carly Ormerod, Oreonna Taylor, Samantha Mahoney, Nastassia Alcius, Jenny Pfeiffer, Assistant Coach Pam Stackhouse, Assistant Coach Niya Butts.



2006-07

Back Row (L-R): Katie Kaiser (Mgr.), Beth Davis (Asst. to WBB Operations), Chelsea Chowning (Mgr.), Frederick Perry (Mgr.), Emily Jones (Head Mgr.), Jillian Fortney (Student Trainer), Robert Sampson (Mgr.), Aaron Webber (Mgr.). Middle Row (L-R): Stephanie Tracey-Simmons (Strength Coach), Justin Scott (Video Coordinator), Brittany Edelen, Jenn'e Jackson, Jennifer Humphrey, Sarah Elliott, Eleia Roddy, Lydia Watkins, Amani Franklin, Tricia Matysak (Head Trainer), Dr. Rob Hosey (Team Physician). Front Row (L-R): Assistant Coach Vonn Read, Head Coach Mickie DeMoss, Carly Ormerod, Chante' Bowman, Nastassia Alcius, Samantha Mahoney, Jenny Pfeiffer, Moe Gamble, Assistant Coach Pam Stackhouse, Assistant Coach Niya Butts.



2007-08

Back Row (L-R): Christian Stefanopoulos (Video Coordinator), Leslie Lusk (Student Trainer), Melinda Redinger (Mgr.), Stephanie Tracey-Simmons (Strength Coach), Tricia Matysak (Head Trainer), Katie Kaiser (Mgr.), Beth Davis (Administrative Assistant). Middle Row (L-R): Assistant Coach Wendy Palmer, Assistant Coach Vonn Read, Lydia Watkins, Jenn'e Jackson, Eleia Roddy, Sarah Elliott, Catina Bett, Amani Franklin, Victoria Dunlap, (Assoc. Head Coach Niya Butts), Pam Stackhouse (Asst. AD/Women's Basketball), Matthew Mitchell (Head Coach). Front Row (L-R): Brittany Edelen, Amber Smith, Carly Ormerod, Chant'e Bowman, Samantha Mahoney, Carly Morrow, Ali Lomax, Chelsea Chowning.



2008-09

Back Row (L-R): Lindsay Halligan (Mgr.), Dr. Robert Hosey (Team Doctor), Dean DiMarco (Mgr.), Melinda Redinger (Mgr.), Stephanie Tracey-Simmons (Strength Coach), Tricia Matysak (Head Trainer), David Stefanopoulos (Mgr.), Donovan Rogers (Mgr.), Angelique Moss (Student Trainer). Middle Row (L-R): Pam Stackhouse (Asst. AD/Women's Basketball), Sarah Rowe, Amani Franklin, Jenn'e Jackson, Jackie Sanders, Catina Bett, Eleia Roddy, Lydia Watkins, Victoria Dunlap, Rebecca Gray, Keyla Snowden, Christian Stefanopoulos (Video Coordinator). Front Row (L-R): Assistant Coach Kyra Etzy, Matthew Mitchell (Head Coach), Brittany Edelen, Carly Ormerod, Amber Smith, Carly Morrow, Assistant Coach Matt Insell, Assistant Coach Wendy Palmer.

“National Women in Sports Day” and “Alumni Day” is set for Jan. 23 vs. Vanderbilt



2009-10

Back Row (L-R): Stephanie Campbell (Admin. Assistant), Brian Sensibaugh (Mgr.), B.J. Hazelwood (Mgr.), Stephanie Tracey-Simmons (Strength Coach), Christian Stefanopoulos (Video Coordinator), Donovan Rogers (Mgr.), David Stefanopoulos (Mgr.), Amy Tilley (Recruiting Assistant). Middle Row (L-R): Assistant Coach Matt Insell, Assistant Coach Sharon Pillow, Amani Franklin, Brittany Henderson, Anna Cole, Lydia Watkins, Victoria Dunlap, Assistant Coach Kyra Etzy, Pam Stackhouse (Asst. AD/Women's Basketball). Front Row (L-R): A'ida Mathies, Rebecca Gray, Crystal Riley, Matthew Mitchell (Head Coach), Amber Smith, Carly Morrow, Keyla Snowden. (Not pictured: Bernisha Pinkett)

UK HOOPS KENTUCKY OUTLOOK WILDCATS STAFF REVIEW RECORDS HISTORY MEDIA



KENTUCKY IN THE NATIONAL RANKINGS

Kentucky Week-By-Week In The Associated Press Poll

REVIEW RECORDS HISTORY MEDIA

UK HOOPS

KENTUCKY

OUTLOOK

WILDCATS

STAFF

Year	PS	#	1	2	3	4	5	6	7	8	9	10	11	12	13	14	15	16	17	18	19
76-77		1-2	--	19	17	18	19	19	19	19	--	--	--	--	--	--	--	--	--	--	--
77-78		1-4	19	19	--	--	--	20	--	--	--	--	--	--	--	--	--	--	--	--	--
78-79		1-3	--	--	--	--	--	--	--	--	--	--	--	--	--	--	--	--	--	--	--
79-80		1-2	--	--	--	--	18	18	--	18	17	--	17	15	15	15	13	11	13	14	--
80-81		2-2	17	17	14	15	14	14	14	11	9	7	10	10	9	10	10	10	11	11	--
81-82		4-6	13	12	13	16	16	16	14	10	8	8	11	11	14	17	13	14	14	13	--
82-83		5-3	8	7	7	5	5	5	4	7	7	7	7	4	7	8	6	11	11	--	--
83-84		2-8	--	--	--	--	20	--	--	--	--	--	--	--	--	--	--	--	--	--	--
84-85		2-3	--	--	14	14	13	13	13	13	12	15	17	19	19	--	--	--	--	--	--
85-86		3-3	--	--	--	--	--	--	--	--	--	--	--	--	--	--	--	--	--	--	--
86-87		1-7	--	--	--	--	--	--	--	--	--	--	--	--	--	--	--	--	--	--	--
87-88		0-6	--	--	--	--	--	--	--	--	--	--	--	--	--	--	--	--	--	--	--
88-89		0-5	--	--	--	--	--	--	--	--	--	--	--	--	--	--	--	--	--	--	--
89-90		0-5	--	--	--	--	--	--	25	--	--	--	--	--	--	--	--	--	--	--	--
90-91		0-5	--	--	--	--	--	--	--	--	--	--	--	--	--	--	--	--	--	--	--
91-92		2-7	--	--	--	--	--	--	--	--	--	--	--	--	--	--	--	--	--	--	--
92-93		3-4	--	--	--	--	--	--	24	25	--	25	--	--	--	--	--	--	--	--	--
93-94		0-8	--	--	--	--	--	--	--	--	--	--	--	--	--	--	--	--	--	--	--
94-95		1-7	--	--	--	--	--	--	--	--	--	--	--	--	--	--	--	--	--	--	--
95-96		1-9	--	--	--	--	--	--	--	--	--	--	--	--	--	--	--	--	--	--	--
96-97		1-7	--	--	--	--	--	--	--	--	--	--	--	--	--	--	--	--	--	--	--
97-98		2-4	--	--	--	--	--	--	--	--	--	--	--	--	--	--	--	--	--	--	--
98-99		3-6	--	--	--	--	--	--	--	--	--	--	--	--	--	--	--	--	--	--	--
99-00		1-8	--	--	--	--	--	--	--	--	--	--	--	--	--	--	--	--	--	--	--
00-01		0-10	--	--	--	--	--	--	--	--	--	--	--	--	--	--	--	--	--	--	--
01-02		0-8	--	--	--	--	--	--	--	--	--	--	--	--	--	--	--	--	--	--	--
02-03		0-8	--	--	--	--	--	--	--	--	--	--	--	--	--	--	--	--	--	--	--
03-04		0-7	--	--	--	--	--	--	--	--	--	--	--	--	--	--	--	--	--	--	--
04-05		1-5	--	--	--	--	--	--	--	--	--	--	--	--	--	--	--	--	--	--	--
05-06		2-5	--	--	--	--	--	--	--	--	--	--	--	--	21	--	--	--	--	--	--
06-07	15	0-7	15	21	20	24	--	--	--	--	--	--	--	--	--	--	--	--	--	--	--
07-08	rv	3-9	rv	--	--	--	--	--	--	--	--	--	--	--	--	--	--	--	--	--	--
08-09		1-6	--	--	--	--	--	--	--	--	--	--	--	--	--	--	--	--	--	--	--
09-10		5-5	--	--	--	rv	rv	rv	rv	rv	rv	rv	rv	20	17	16	16	19	19	19	19

Note: AP polls were ranked 1-20 until 1989-90, when they were changed to the Top 25. Release dates and the number of weekly rankings per season varied from year-to-year.
 *Dates do not include preseason rankings; PS - Preseason rankings (started in 1962); # - Record vs. Ranked Opponents; rv - receiving votes

UK FINISHES IN NATIONAL RANKINGS - AP POLL

Kentucky in the Final AP Poll	
1980	14
1981	11
1982	13
1983	11
2010	19

- 1980**
- Old Dominion
 - Tennessee
 - Louisiana Tech
 - South Carolina
 - Stephen F. Austin
 - Maryland
 - Texas
 - Rutgers
 - Long Beach State
 - North Carolina State
 - Kansas
 - Cheyney
 - Kansas State
 - Kentucky**
 - Northwestern
 - Mercer
 - Oregon
 - Central Missouri
 - San Francisco
 - Brigham Young

- 1981**
- Louisiana Tech
 - Tennessee
 - Old Dominion
 - Southern California
 - Cheyney
 - Long Beach State
 - UCLA
 - Maryland
 - Rutgers
 - Kansas
 - Kentucky**
 - Oregon
 - N.C. State
 - Stephen F. Austin
 - Illinois State
 - Texas
 - Jackson State
 - Minnesota
 - Oregon State
 - Clemson

- 1982**
- Louisiana Tech
 - Cheyney
 - Maryland
 - Tennessee
 - Texas
 - Southern California
 - Old Dominion
 - Rutgers
 - Long Beach State
 - Penn State
 - Villanova
 - N.C. State
 - Kentucky**
 - Kansas State
 - South Carolina
 - Drake
 - Memphis
 - Arizona State
 - Oregon
 - Missouri

- 1983**
- Louisiana Tech
 - Southern California
 - Texas
 - Old Dominion
 - Cheyney
 - Maryland
 - Long Beach State
 - Georgia
 - Tennessee
 - Penn State
 - Kentucky**
 - Arizona State
 - Miss. U for Women
 - Auburn
 - Missouri
 - N.C. State
 - Kansas State
 - North Carolina
 - Oregon State
 - LSU

- 2010**
- Connecticut
 - Stanford
 - Tennessee
 - Nebraska
 - Xavier
 - Duke
 - Notre Dame
 - Ohio State
 - Texas A&M
 - West Virginia
 - Florida State
 - Oklahoma
 - Georgetown
 - Baylor
 - St. John's
 - Iowa State
 - Texas
 - Gonzaga
 - Kentucky**
 - Oklahoma State
 - LSU
 - UCLA
 - Georgia
 - Michigan State
 - Hartford



RECORDS VS. RANKED OPPONENTS

Charting UK's Upsets Against Higher-Ranked Teams

Date	Opponent	UK Rank	Opp. Rank	Site	Score	Point Diff.
12/4/76	Tenn. Tech	NR	4	H	72-70	2
1/15/78	Immaculata	NR	4	H	74-64	10
1/20/79	Tennessee	NR	4	H	66-64	2
1/15/80	Rutgers	NR	7	H	97-78	19
1/3/82	Georgia	14	11	H	62-59	3
2/28/82	Tennessee	13	11	H	80-74	4
3/18/82	So. Carolina	14	12	N	73-69	4
2/5/83	ODU	7	6	H	80-66	14
12/2/83	Ohio State	NR	16	A	73-68	5
1/29/85	Georgia	17	5	H	61-57	4
2/2/86	Auburn	NR	11	A	91-90 (2 OT)	1
1/21/87	Vanderbilt	NR	11	H	74-71	3
12/11/91	Western Ky.	NR	8	A	67-66	1
3/7/92	Alabama	NR	17	N	95-87	8
12/5/92	Connecticut	NR	21	H	75-54	21
1/23/92	Kansas	NR	25	H	71-61	10
1/19/93	Western Ky.	NR	17	H	62-60	2
1/4/95	Florida	NR	16	H	63-55	8
1/28/96	Arkansas	NR	22	H	69-65	4
1/14/97	Western Ky.	NR	18	H	79-73	6
12/8/97	Western Ky.	NR	14	A	66-64 (OT)	1
12/14/97	Auburn	NR	16	H	68-67	1
2/7/99	Georgia	NR	8	H	80-76	4
2/26/99	LSU	NR	17	N	81-71	10
1/24/99	Alabama	NR	18	H	76-72	4
1/6/00	Auburn	NR	5	H	71-69	2
1/13/05	Georgia	NR	18	H	71-63	8
1/26/06	Tennessee	NR	1	N	66-63	3
3/3/06	Florida	NR	23	N	88-70	18
1/20/08	Auburn	NR	18	H	62-55	7
1/31/08	Georgia	NR	14	A	47-44	3
3/7/08	Georgia	NR	21	N	57-50	7
2/19/09	Tennessee	NR	13	H	66-56	10
1/10/10	Vanderbilt	NR	17	H	63-53	10
1/28/10	LSU	NR	18	A	71-62	9
3/28/10	Nebraska	19	4	N	76-67	9

Kentucky vs. All Opponents when Opponents are Ranked

Date	Opponent	UK Rank	Opp. Rank	Site	W/L	Score	Point Diff.
2/25/78	Tennessee	NR	1	A	L	66-69	3
3/10/78	Tennessee	NR	1	H	L	60-76	16
1/28/79	ODU	NR	1	H	L	65-81	16
3/20/82	La. Tech	14	1	A	L	60-82	22
12/29/84	ODU	13	1	N	L	59-66	7
1/13/85	ODU	12	1	H	L	63-64	1
2/25/89	Auburn	NR	1	N	L	70-89	19
2/6/93	Tennessee	NR	1	A	L	61-85	24
2/20/94	Tennessee	NR	1	H	L	89-95 (OT)	6
2/13/96	Georgia	NR	1	A	L	55-75	20
1/18/98	Tennessee	NR	1	H	L	65-93	28
1/17/99	Tennessee	NR	1	A	L	60-98	38
1/124/99	Connecticut	NR	1	A	L	62-68	6
1/29/04	Tennessee	NR	1	H	L	72-81	9
2/17/05	LSU	NR	1	A	L	58-81	23
1/26/06	Tennessee	NR	1	H	W	66-63	3

Date	Opponent	UK Rank	Opp. Rank	Site	W/L	Score	Point Diff.
2/23/86	Georgia	NR	2	A	L	67-113	46
1/11/87	Tennessee	NR	2	H	L	64-76	12
2/3/87	Auburn	NR	2	H	L	53-72	19
1/4/88	La. Tech	NR	2	A	L	63-95	32
1/21/89	Tennessee	NR	2	A	L	57-101	44
3/8/92	Tennessee	NR	2	N	L	80-94	14
2/19/95	Tennessee	NR	2	A	L	41-67	26
3/4/95	Tennessee	NR	2	N	L	62-74	12
1/11/96	Vanderbilt	NR	2	A	L	53-58	5
1/23/00	Tennessee	NR	2	H	L	65-71	6
3/3/00	Georgia	NR	2	N	L	45-63	18
1/21/01	Tennessee	NR	2	H	L	38-110	72
1/16/03	LSU	NR	2	A	L	39-82	43
1/17/08	Tennessee	NR	2	H	L	40-65	25
2/3/08	Tennessee	NR	2	A	L	51-79	28

Date	Opponent	UK Rank	Opp. Rank	Site	W/L	Score	Point Diff.
1/28/78	Tennessee	NR	3	H	L	90-92 (OT)	2
1/11/81	Rutgers	14	3	A	L	67-69 (OT)	2
1/7/84	Georgia	NR	3	H	L	68-69	1
2/14/88	Auburn	NR	3	A	L	57-93	36
2/18/88	Tennessee	NR	3	H	L	75-99	24
3/5/88	Tennessee	NR	3	N	L	66-100	44
1/22/90	Tennessee	NR	3	H	L	60-76	16
3/7/93	Vanderbilt	NR	3	N	L	61-68	7
2/17/00	Georgia	NR	3	H	L	69-73	4
1/27/01	Tennessee	NR	3	A	L	39-83	44
3/2/03	Tennessee	NR	3	H	L	69-84	15
12/18/05	LSU	NR	3	H	L	36-66	30
3/4/06	LSU	NR	3	N	L	52-79	27
2/11/07	Tennessee	NR	3	A	L	62-84	22

#4 (3-11)

Date	Opponent	UK Rank	Opp. Rank	Site	W/L	Score	Point Diff.
12/4/76	Tenn. Tech	NR	4	H	W	72-70	2
12/0/79	Tennessee	NR	4	H	W	66-64	2
2/5/84	Georgia	NR	4	A	L	61-87	26
2/3/90	Georgia	NR	4	A	L	75-78	3
1/12/91	Tennessee	NR	4	H	L	70-80	10
2/3/91	Georgia	NR	4	H	L	71-87	16
1/14/96	Tennessee	NR	4	H	L	52-77	25
1/14/96	Tennessee	NR	4	H	L	45-60	15
1/22/97	Alabama	NR	4	N	L	62-78	16
1/30/00	Tennessee	NR	4	A	L	48-77	29
2/24/02	Tennessee	NR	4	A	L	64-89	25
1/26/06	Tennessee	NR	4	A	L	65-81	16
3/7/10	Tennessee	19	4	N	L	62-70	8
3/28/10	Nebraska	19	4	N	W	76-67	9

#5 (2-5)

Date	Opponent	UK Rank	Opp. Rank	Site	W/L	Score	Point Diff.
1/29/85	Georgia	17	5	H	W	61-57	4
1/3/87	La. Tech	NR	5	H	L	63-84	4
3/5/87	Georgia	NR	5	N	L	64-67	3
2/4/89	Georgia	NR	5	H	L	72-90	18
2/23/93	Vanderbilt	NR	5	H	L	52-65	13
1/6/00	Auburn	NR	5	H	W	71-69	2
2/15/01	Georgia	NR	5	A	L	58-91	33

#6 (1-14)

Date	Opponent	UK Rank	Opp. Rank	Site	W/L	Score	Point Diff.
1/22/77	Tenn. Tech	19	6	A	L	69-92	23
2/17/79	Tennessee	NR	6	A	L	51-89	38
2/2/80	Tennessee	17	6	H	L	83-91 (OT)	8
2/5/83	ODU	7	6	H	W	80-66	14
2/9/83	Tennessee	4	6	H	L	85-95	10
2/12/84	Tennessee	NR	6	N	L	65-67	2
2/17/85	Georgia	NR	6	A	L	65-87	22
2/27/87	Georgia	NR	6	A	L	64-73	9
12/31/93	UNC	NR	6	N	L	75-80 (OT)	5
1/12/94	Vanderbilt	NR	6	A	L	56-83	27
2/8/97	Georgia	NR	6	H	L	62-80	18
1/7/98	Vanderbilt	NR	6	A	L	54-64	10
1/21/00	Purdue	NR	6	H	L	67-87	20
2/21/02	Vanderbilt	NR	6	H	L	57-73	16
2/21/08	LSU	NR	6	A	L	48-52	4

#7 (1-5)

Date	Opponent	UK Rank	Opp. Rank	Site	W/L	Score	Point Diff.
1/15/80	Rutgers	NR	7	H	W	97-78	19
1/20/82	ODU	8	7	A	L	68-91	23
1/30/91	Auburn	NR	7	H	L	65-72	7
1/23/05	Tennessee	NR	7	A	L	49-67	18
1/6/07	Ohio State	NR	7	A	L	51-53	2
3/8/08	LSU	NR	7	N	L	49-66	17

#8 (3-3)

Date	Opponent	UK Rank	Opp. Rank	Site	W/L	Score	Point Diff.
2/27/83	Tennessee	6	8	A	W	81-69	12
12/1/91	Western Ky.	NR	8	A	W	67-66	1
1/8/97	Vanderbilt	NR	8	H	L	54-65	11
2/7/99	Georgia	NR	8	H	W	80-76	4
1/10/02	Vanderbilt	NR	8	A	L	54-71	17
1/18/07	LSU	NR	8	A	L	58-76	18

#9 (0-9)

Date	Opponent	UK Rank	Opp. Rank	Site	W/L	Score	Point Diff.
12/4/81	N.C. State	12	9	A	L	67-77	10
3/3/84	LSU	NR	9	N	L	81-91	10
1/17/87	LSU	NR	9	A	L	73-83	10
1/12/91	Iowa	NR	9	H	L	74-68	6
1/16/93	Auburn	NR	9	H	L	49-52	3
1/26/95	Vanderbilt	NR	9	H	L	53-82	29
1/12/97	Tennessee	NR	9	A	L	61-84	23
2/10/02	So. Carolina	NR	9	H	L	73-74	1
1/27/08	LSU	NR	9	H	L	46-72	26

#10 (1-5)

Date	Opponent	UK Rank	Opp. Rank	Site	W/L	Score	Point Diff.
1/31/82	Memphis St.	11	10	H	L	69-70	1
1/30/83	Georgia	7	10	H	W	66-59	7
3/1/86	LSU	NR	10	N	L	66-77	11
2/12/92	Vanderbilt	NR	10	A	L	67-93	26
2/13/97	Florida	NR	10	H	L	53-77	24
3/2/07	Georgia	NR	10	N	L	40-72	32

#11 (5-8)

Date	Opponent	UK Rank	Opp. Rank	Site	W/L	Score	Point Diff.
12/5/77	Tenn. Tech	19	11	A	L	69-89	20
1/3/80	So. Carolina	18	11	A	L	61-84	23
2/6/81	Tennessee	10	11	A	L	65-81	16
1/3/82	Georgia	14	11	H	W	62-59	3
2/28/82	Tennessee	13	11	H	W	80-74	6
1/25/84	Tennessee	NR	11	H	L	63-75	12
1/24/86	Tennessee	NR	11	H	W	96-82	14
2/2/86	Auburn	NR	11	A	W	91-90 (2 OT)	1
1/21/87	Vanderbilt	NR	11	H	W	74-71	3
12/11/87	Western Ky.	NR	11	A	L	56-80	24
2/24/90	Auburn	NR	11	A	L	60-68	8
1/22/95	Georgia	NR	11	H	L	57-68	11
2/15/07	Georgia	NR	11	H	L	72-82 (OT)	10

#12 (1-10)

Date	Opponent	UK Rank	Opp. Rank	Site	W/L	Score	Point Diff.
3/18/82	So. Carolina	14	12	N	W	73-69	4
2/20/83	Georgia	8	12	A	L	81-99	18
1/28/86	LSU	NR	12	H	L	63-76	13
3/2/91	LSU	NR	12	N	L	79-96	17
12/14/91	George Wash.	NR	12	A	L	62-71	9
1/4/98	Florida	NR	12	A	L	58-100	42
11/29/98	UCLA	NR	12	N	L	54-64	10
12/18/99	Purdue	NR	12	N	L	40-48	8
1/18/01	LSU	NR	1				



2/4/99	Auburn	NR	19	H	L	67-68	1
12/6/00	Xavier	NR	19	A	L	62-80	18
1/13/02	Auburn	NR	19	H	L	66-70	4
2/3/02	Georgia	NR	19	H	L	50-76	26
2/5/04	Auburn	NR	19	H	L	54-71	17
2/29/04	Georgia	NR	19	A	L	62-73	11
12/3/06	Louisville	24	19	A	L	75-83	8
2/11/10	Georgia	17	19	H	W	64-48	16

#20 (2-8)

Date	Opponent	UK Rank	Opp. Rank	Site	W/L	Score	Point Diff.
1/17/84	Rutgers	NR	20	H	W	74-45	29
1/22/84	Vanderbilt	NR	20	A	L	74-77	3
2/14/89	LSU	NR	20	A	L	72-86	14
1/7/90	Vanderbilt	NR	20	A	L	70-79	9
12/10/93	Western Ky.	NR	20	A	L	77-82 (OT)	5
2/13/94	Alabama	NR	20	A	L	82-96	14
1/3/99	Florida	NR	20	H	L	63-77	14
2/27/00	Miss. State	NR	20	H	L	46-63	17
1/4/01	Auburn	NR	20	A	L	40-73	33
1/20/08	Auburn	NR	20	H	W	62-55	7

#21 (1-1)

Date	Opponent	UK Rank	Opp. Rank	Site	W/L	Score	Point Diff.
12/5/92	Connecticut	NR	21	H	W	75-54	21
11/24/07	Texas	NR	21	A	L	60-72	12

#22 (1-2)

Date	Opponent	UK Rank	Opp. Rank	Site	W/L	Score	Point Diff.
2/4/95	Arkansas	NR	22	A	L	56-62	6
1/28/96	Arkansas	NR	22	H	W	69-65	4
2/10/96	Auburn	NR	22	A	L	46-88	42

#23 (2-5)

Date	Opponent	UK Rank	Opp. Rank	Site	W/L	Score	Point Diff.
1/29/94	Auburn	NR	23	A	L	61-75	14
2/28/97	Arkansas	NR	23	N	L	60-71	11
1/27/05	Vanderbilt	NR	23	H	L	67-73	6
2/23/06	Vanderbilt	NR	23	A	L	55-72	17
3/3/06	Florida	NR	23	N	W	88-70	18
12/28/07	ODU	NR	23	H	L	71-62	9
3/7/08	Georgia	NR	23	N	W	57-50	7

#24 (1-5)

Date	Opponent	UK Rank	Opp. Rank	Site	W/L	Score	Point Diff.
2/1/92	Alabama	NR	24	A	L	72-78	6
12/5/95	Western Ky.	NR	24	A	L	61-81	20
11/28/01	UNC	NR	24	A	L	64-102	38
1/26/03	Georgia	NR	24	A	L	59-71	13
2/8/04	Florida	NR	24	A	L	56-76	20
3/22/10	Michigan St.	19	24	N	W	70-52	18

#25 (1-2)

Date	Opponent	UK Rank	Opp. Rank	Site	W/L	Score	Point Diff.
12/31/92	Kansas	NR	25	H	W	71-61	10
2/19/02	Cincinnati	NR	25	A	L	57-73	16
2/14/08	Vanderbilt	NR	25	A	L	49-66	17

UK vs. All Opponents when UK is Ranked

#4 (0-1)

Date	Opponent	UK Rank	Opp. Rank	Site	W/L	Score	Point Diff.
2/9/83	Tennessee	4	6	H	L	85-95	10

#6 (1-1)

Date	Opponent	UK Rank	Opp. Rank	Site	W/L	Score	Point Diff.
2/27/83	Tennessee	6	8	A	W	81-69	12
3/3/83	Auburn	6	14	N	L	70-85	15

#7 (4-0)

Date	Opponent	UK Rank	Opp. Rank	Site	W/L	Score	Point Diff.
1/30/83	Georgia	7	10	H	W	66-59	7
2/5/83	ODU	7	6	H	W	80-66	14
2/16/83	Rutgers	7	13	A	W	89-80	9
2/18/83	Auburn	7	14	H	W	77-55	22

#8 (0-2)

Date	Opponent	UK Rank	Opp. Rank	Site	W/L	Score	Point Diff.
1/20/82	ODU	8	7	A	L	68-91	23
2/20/83	Georgia	8	12	A	L	81-99	18

#9 (0-0)

Date	Opponent	UK Rank	Opp. Rank	Site	W/L	Score	Point Diff.
1/24/81	So. Carolina	9	13	H	W	70-65 (OT)	5

#10 (1-1)

Date	Opponent	UK Rank	Opp. Rank	Site	W/L	Score	Point Diff.
2/6/81	Tennessee	10	11	A	L	65-81	16
3/10/81	N.C. State	10	14	H	W	75-74 (OT)	1

#11 (1-1)

Date	Opponent	UK Rank	Opp. Rank	Site	W/L	Score	Point Diff.
1/31/82	Memphis St.	11	10	H	L	69-70	1
2/6/82	Georgia	11	15	A	W	77-76	1

#12 (0-2)

Date	Opponent	UK Rank	Opp. Rank	Site	W/L	Score	Point Diff.
12/4/81	N.C. State	12	9	A	L	67-77	10
1/13/85	ODU	12	1	H	L	63-64	1

#13 (1-1)

Date	Opponent	UK Rank	Opp. Rank	Site	W/L	Score	Point Diff.
2/28/82	Tennessee	13	11	H	W	80-74	6
12/29/84	ODU	13	1	N	L	59-66	7

#14 (2-3)

Date	Opponent	UK Rank	Opp. Rank	Site	W/L	Score	Point Diff.
1/3/82	Georgia	14	11	H	W	62-59	3
2/13/82	So. Carolina	14	19	A	L	81-91	10
2/18/82	Tennessee	14	13	H	L	61-85	4
3/18/82	So. Carolina	14	12	N	W	73-69	4
3/20/82	La. Tech	14	1	A	L	60-82	22

#16 (1-2)

Date	Opponent	UK Rank	Opp. Rank	Site	W/L	Score	Point Diff.
2/21/10	South Carolina	16	NR	H	W	71-50	21
2/25/10	Tennessee	16	4	A	L	65-81	16
2/28/10	Auburn	16	NR	A	L	53-65	12

#17 (2-2)

Date	Opponent	UK Rank	Opp. Rank	Site	W/L	Score	Point Diff.
2/2/80	Tennessee	17	6	H	L	83-91 (OT)	8
1/29/85	Georgia	17	5	H	W	61-57	4
2/11/10	Georgia	17	19	H	W	64-48	16
2/14/10	Vanderbilt	17	NR	A	L	55-68	13

#18 (0-2)

Date	Opponent	UK Rank	Opp. Rank	Site	W/L	Score	Point Diff.
12/7/76	Tennessee	18	16	H	L	57-82	25
1/3/80	So. Carolina	18	11	A	L	61-84	23

#19 (5-4)

Date	Opponent	UK Rank	Opp. Rank	Site	W/L	Score	Point Diff.
1/22/77	Tenn. Tech	19	6	A	L	69-92	23
12/5/77	Tenn. Tech	19	11	A	L	69-89	20
3/5/10	Auburn	19	NR	N	W	65-54	11
3/6/10	Miss. State	19	NR	N	W	76-65	11
3/7/10	Tennessee	19	4	N	L	62-70	8
3/20/10	Liberty	19	NR	N	W	83-77	6
3/22/10	Michigan St.	19	24	N	W	70-52	18
3/28/10	Nebraska	19	4	N	W	76-67	9
3/30/10	Oklahoma	19	12	N	L	68-88	20

#20 (2-1)

Date	Opponent	UK Rank	Opp. Rank	Site	W/L	Score	Point Diff.
12/20/83	Alabama	20	16	H	L	49-78	29
2/4/10	Ole Miss	20	NR	H	W	80-66	14
2/7/10	Arkansas	20	NR	A	W	71-57	14

#21 (0-2)

Date	Opponent	UK Rank	Opp. Rank	Site	W/L	Score	Point Diff.
2/2/06	Georgia	21	14	A	L	57-91	34
2/5/06	Florida	21	NR	H	L	61-68	7

#24 (0-1)

Date	Opponent	UK Rank	Opp. Rank	Site	W/L	Score	Point Diff.
12/3/06	Louisville	24	19	A	L	75-83	8

UK All-Time vs. All Opponents Who Are Ranked

Alabama	2-6
Arkansas	1-4
Auburn	5-14
Cincinnati	0-1
Connecticut	1-2
Duke	0-1
Florida	2-7
George Washington	0-2
Georgia	9-26

Illinois	0-1
Immaculata	1-10
Iowa	0-1
Kansas	1-10
LSU	2-20
Louisiana Tech	0-3
Louisville	0-1
Memphis State	0-1
Michigan State	1-1
Mississippi State	0-1
Miss. U for Women	0-1
Nebraska	1-1
North Carolina	0-3
N.C. State	1-2
Ohio State	3-4
Oklahoma	1-10
Old Dominion	1-5
Purdue	0-2
Rutgers	3-2
South Carolina	2-5
Tennessee	6-40
Tennessee Tech	1-2
Texas	0-1
UCLA	0-2
Vanderbilt	2-20
Western Kentucky	4-5
Xavier	0-1
Total	50-187

Overtime Games vs. Ranked Opponents

Date	Opponent	UK Rank	Rank	Site	W/L	Score
11/18/78	Miss. U. for Women	NR	16	N	L	81-76
1/28/78	Tennessee	NR	3	H	L	92-90 (20T)
2/2/80	Tennessee	17	6	H	L	91-83
1/11/81	Rutgers	14	3	A	L	69-67
1/24/81	So. Carolina	9	13	H	W	70-65
3/10/81	N.C. State	10	14	H	W	5-74
2/2/86	Auburn	NR	11	A	W	91-90 (2 OT)
1/11/90	LSU	NR	16	H	L	80-79
12/10/93	Western Kentucky	NR	20	A	L	82-77
12/31/93	North Carolina	NR	6	N	L	80-75
2/20/94	Tennessee	NR	1	H	L	95-89
12/8/97	Western Kentucky	NR	14	A	W	66-64
2/15/07	Georgia	NR	11	H	L	72-82
1/7/10	Georgia	NR	8	A	L	60-61

KENTUCKY VS. TOP-RANKED TEAMS

Feb. 25, 1978	NR Kentucky vs. #1 Tennessee	L, 69-66 (Knoxville, Tenn.)
March 10, 1978	NR Kentucky vs. #1 Tennessee	L, 76-60 (Lexington)
Jan. 28, 1979	NR Kentucky vs. #1 Old Dominion	L, 81-65 (Lexington)
March 20, 1982	#14 Kentucky @ #1 Louisiana Tech	L, 82-60 † (Ruston, La.)
Dec. 29, 1984	#13 Kentucky vs. #1 Old Dominion	L, 66-59 ^ (Raleigh, N.C.)
Jan. 13, 1985	#12 Kentucky vs. #1 Old Dominion	L, 64-63 (Lexington)
Feb. 25, 1989	NR Kentucky vs. #1 Auburn	L, 89-70 (Lexington)
Feb. 6, 1993	#25 Kentucky at #1 Tennessee	L, 85-61 (Knoxville, Tenn.)
Feb. 20, 1994	NR Kentucky vs. #1 Tennessee	L, 95-89 OT (Lexington)
Feb. 13, 1996	NR Kentucky at #1 Georgia	L, 75-55 (Athens, Ga.)
Jan. 18, 1998	NR Kentucky vs. #1 Tennessee	L, 93-65 (Lexington)
Jan. 17, 1999	NR Kentucky @ #1 Tennessee	L, 98-60 (Knoxville, Tenn.)
Nov. 24, 1999	NR Kentucky @ #1 UConn	L, 68-62 (Storrs, Conn.)
Jan. 29, 2004	NR Kentucky vs. #1 Tennessee	L, 72-81 (Lexington)
Feb. 17, 2005	NR Kentucky @ #1 LSU	L, 58-81 (Baton Rouge, La.)
Jan. 26, 2006	NR Kentucky vs. #1 Tennessee	W, 66-63 (Lexington)

†-NCAA Midwest Regionals, Ruston; ^-C.Q. Data Systems Tournament, N.C. State Ranking at the time game played.



UK Year-By-Year vs. Ranked Opponents

1976-77 (1-2)

Date	Opponent	UK Rank	Opp. Rank	Site	W/L	Score	Point Diff.
12/4/76	Tenn. Tech	NR	4	H	W	72-70	2
12/17/76	Tennessee	18	16	H	L	57-52	25
1/22/77	Tenn. Tech	19	6	A	L	69-92	23

1977-78 (1-4)

Date	Opponent	UK Rank	Opp. Rank	Site	W/L	Score	Point Diff.
12/5/77	Tenn. Tech	19	11	A	L	69-89	20
1/15/78	Immaculata	NR	17	H	W	74-64	10
1/28/78	Tennessee	NR	3	H	L	90-92 (OT)	2
2/25/78	Tennessee	NR	1	A	L	66-69	3
3/10/78	Tennessee	NR	1	H	L	60-76	16

1978-79 (1-3)

Date	Opponent	UK Rank	Opp. Rank	Site	W/L	Score	Point Diff.
11/18/78	Miss. UJV	NR	16	N	L	76-81 (OT)	5
1/20/79	Tennessee	NR	4	H	W	66-64	2
1/28/79	ODU	NR	1	H	L	65-81	16
2/17/79	Tennessee	NR	6	A	L	51-89	38

1979-80 (1-2)

Date	Opponent	UK Rank	Opp. Rank	Site	W/L	Score	Point Diff.
1/3/80	So. Carolina	18	11	A	L	61-84	23
1/15/80	Rutgers	NR	7	H	W	97-78	19
2/2/80	Tennessee	17	6	H	L	83-91 (OT)	8

1980-81 (2-2)

Date	Opponent	UK Rank	Opp. Rank	Site	W/L	Score	Point Diff.
1/11/81	Rutgers	14	3	A	L	67-89 (OT)	2
1/24/81	South Carolina	9	13	H	W	70-65 (OT)	5
2/6/81	Tennessee	10	11	A	L	65-81	16
3/10/81	N.C. State	10	14	H	W	75-74 (OT)	1

1981-82 (4-6)

Date	Opponent	UK Rank	Opp. Rank	Site	W/L	Score	Point Diff.
12/4/81	N.C. State	12	9	A	L	67-77	10
1/3/82	Georgia	14	11	H	W	62-59	3
1/20/82	ODU	8	7	A	L	68-91	23
1/31/82	Memphis St.	11	10	H	L	69-70	1
2/6/82	Georgia	11	15	A	W	77-76	1
2/13/82	So. Carolina	14	19	A	L	81-91	10
2/18/82	Tennessee	14	13	H	L	61-65	4
2/28/82	Tennessee	13	11	H	W	80-74	6
3/18/82	So. Carolina	14	12	N	W	73-69	4
3/20/82	La. Tech	14	1	A	L	60-82	22

1982-83 (5-3)

Date	Opponent	UK Rank	Opp. Rank	Site	W/L	Score	Point Diff.
1/30/83	Georgia	7	10	H	W	66-59	7
2/5/83	ODU	7	6	H	W	80-66	14
2/9/83	Tennessee	4	6	H	L	85-85	0
2/16/83	Rutgers	7	13	A	W	89-80	9
2/18/83	Auburn	7	14	H	W	77-55	22
2/20/83	Georgia	8	12	A	L	81-99	18
2/27/83	Tennessee	6	8	A	W	81-69	12
3/3/83	Auburn	6	14	N	L	70-85	15

1983-84 (2-8)

Date	Opponent	UK Rank	Opp. Rank	Site	W/L	Score	Point Diff.
12/2/83	Ohio State	NR	16	A	W	73-68	5
12/20/83	Alabama	20	16	H	L	49-78	29
1/7/84	Georgia	NR	3	H	L	68-69	1
1/11/84	Rutgers	NR	20	H	W	74-45	29
1/22/84	Vanderbilt	NR	20	A	L	74-77	3
1/25/84	Tennessee	NR	11	H	L	63-75	12
2/5/84	Georgia	NR	4	A	L	61-87	26
2/12/84	Tennessee	NR	6	A	L	65-67	2
2/28/84	Auburn	NR	15	A	L	63-83	20
3/3/84	LSU	NR	9	N	L	81-91	10

1984-85 (2-3)

Date	Opponent	UK Rank	Opp. Rank	Site	W/L	Score	Point Diff.
11/27/84	Ohio State	NR	15	H	W	74-61	13
12/29/84	ODU	13	1	N	L	59-66	7
1/13/85	ODU	12	1	H	L	63-64	1
1/29/85	Georgia	17	5	H	W	61-57	4
2/17/85	Georgia	NR	6	A	L	65-87	22

1985-86 (3-3)

Date	Opponent	UK Rank	Opp. Rank	Site	W/L	Score	Point Diff.
12/30/85	Ohio State	NR	14	A	W	70-66	4
1/24/86	Tennessee	NR	11	H	W	96-82	14
1/28/86	LSU	NR	12	H	L	63-76	13
2/2/86	Auburn	NR	11	A	W	91-90 (2 OT)	1
2/23/86	Georgia	NR	2	A	L	67-113	46
3/1/86	LSU	NR	10	A	L	66-77	11

1986-87 (1-7)

Date	Opponent	UK Rank	Opp. Rank	Site	W/L	Score	Point Diff.
12/12/86	Ohio State	NR	13	H	L	71-76	5
12/14/86	Illinois	NR	18	H	L	76-78	2
1/3/87	La. Tech	NR	5	H	L	63-64	1
1/11/87	Tennessee	NR	2	H	L	64-76	12
1/17/87	LSU	NR	9	A	L	73-83	10
1/21/87	Vanderbilt	NR	11	H	W	74-71	3
2/3/87	Auburn	NR	2	H	L	53-72	19
2/27/87	Georgia	NR	6	A	L	64-73	9
3/5/87	Georgia	NR	5	N	L	64-67	3

1987-88 (0-6)

Date	Opponent	UK Rank	Opp. Rank	Site	W/L	Score	Point Diff.
12/11/87	Western Ky.	NR	11	A	L	56-80	24
1/4/88	La. Tech	NR	2	A	L	63-95	32
2/7/88	Auburn	NR	3	A	L	70-86	16
2/14/88	Auburn	NR	3	A	L	57-93	36
2/18/88	Tennessee	NR	3	H	L	75-99	24
3/5/88	Tennessee	NR	3	N	L	66-100	44

1988-89 (0-5)

Date	Opponent	UK Rank	Opp. Rank	Site	W/L	Score	Point Diff.
11/29/88	Ohio State	NR	17	H	L	80-82	2

1/21/89	Tennessee	NR	2	A	L	57-101	44
2/4/89	Georgia	NR	5	H	L	72-90	18
2/14/89	LSU	NR	20	A	L	72-86	14
2/25/89	Auburn	NR	1	N	L	70-89	19

1989-90 (0-5)

Date	Opponent	UK Rank	Opp. Rank	Site	W/L	Score	Point Diff.
1/17/90	Vanderbilt	NR	20	A	L	70-79	9
1/11/90	LSU	NR	16	H	L	79-80 (OT)	1
1/22/90	Tennessee	NR	3	H	L	60-76	16
2/3/90	Georgia	NR	4	A	L	75-78	3
2/24/90	Auburn	NR	11	A	L	60-68	8

1990-91 (0-5)

Date	Opponent	UK Rank	Opp. Rank	Site	W/L	Score	Point Diff.
1/6/91	LSU	NR	17	A	L	74-78	4
1/12/91	Tennessee	NR	4	A	L	70-80	10
1/30/91	Auburn	NR	7	H	L	65-72	7
2/3/91	Georgia	NR	4	H	L	71-87	17
3/2/91	LSU	NR	12	N	L	79-96	16

1991-92 (2-7)

Date	Opponent	UK Rank	Opp. Rank	Site	W/L	Score	Point Diff.
11/23/91	Iowa	NR	9	H	L	74-68	6
12/17/91	Western Ky.	NR	8	A	W	67-66	1
12/14/91	George Wash.	NR	12	A	L	62-71	9
12/31/91	Connecticut	NR	19	A	L	81-53	28
2/1/92	Alabama	NR	24	A	L	72-78	6
2/8/92	Tennessee	NR	4	H	L	52-77	25
2/12/92	Vanderbilt	NR	10	A	L	67-93	26
3/7/92	Alabama	NR	17	N	W	95-87	8
3/8/92	Tennessee	NR	2	N	L	80-94	14

1992-93 (3-4)

Date	Opponent	UK Rank	Opp. Rank	Site	W/L	Score	Point Diff.
12/5/92	Connecticut	NR	21	H	W	75-54	21
12/31/92	Kansas	NR	25	H	W	71-61	10
1/16/93	Auburn	NR	9	H	L	48-52	4
1/19/93	Western Ky.	NR	17	H	W	62-60	2
2/23/93	Vanderbilt	NR	5	H	L	61-85	24
3/7/93	Vanderbilt	NR	3	N	L	61-68	7

1993-94 (0-8)

Date	Opponent	UK Rank	Opp. Rank	Site	W/L	Score	Point Diff.
12/10/93	Western Ky.	NR	20	A	L	77-82 (OT)	5
12/21/93	Ohio State	NR	14	H	L	81-94	13
12/31/93	UNC	NR	6	N	L	75-80 (OT)	5
1/12/94	Vanderbilt	NR	6	A	L	56-83	27
1/28/94	Auburn	NR	23	A	L	61-75	14
2/13/94	Alabama	NR	20	A	L	82-96	16
2/20/94	Tennessee	NR	1	H	L	89-95 (OT)	6
3/5/94	Vanderbilt	NR	13	N	L	67-72	5

1994-95 (1-7)

Date	Opponent	UK Rank	Opp. Rank	Site	W/L	Score	Point Diff.
12/11/94	Western Ky.	NR	17	H	L	48-64	16
1/4/95	Florida	NR	16	H	W	63-55	8
1/22/95	Georgia	NR	11	H	L	57-68	11
1/26/95	Vanderbilt	NR	9	H	L	53-82	29
2/4/95	Arkansas	NR	22	A	L	56-62	6
2/11/95	Alabama	NR	19	H	L	62-68	6
2/19/95	Tennessee	NR	2	A	L	41-67	26
3/4/95	Tennessee	NR	2	N	L	62-74	12

1995-96 (1-9)

Date	Opponent	UK Rank	Opp. Rank	Site	W/L	Score	Point Diff.
12/5/95							



REGULAR-SEASON TOURNAMENTS

The Wildcats are 83-36 in regular-season tournaments with 27 tournament titles.

UK HOOPS

KENTUCKY

OUTLOOK

WILDCATS

STAFF

REVIEW

RECORDS

HISTORY

MEDIA

1975-76

Christmas Tournament

W, Gulf Coast, 79-77
L, Delta State, 89-40
L, Anderson College, 81-71

Tennessee Tech Tournament

Cookeville, Tenn.
L, Tennessee, 70-67
W, Austin Peay, 76-61

Louisville Classic

Louisville, Ky.
W, Bellarmine, 72-52
L, Eastern Kentucky, 70-54

1976-77

Christmas Tournament

L, Belhaven, 74-56
W, Indiana, 57-46
W, Pittsburgh, 74-67
W, Central Missouri, 74-67

Tennessee Tech Tournament

Cookeville, Tenn.
W, UT-Chattanooga, 75-58
W, UT-Martin, 63-56
L, Tennessee Tech, 92-69

1977-78

*MTSU Tournament

Murfreesboro, Tenn.
W, Memphis State, 101-94
W, Miss. U. for Women, 78-75

All-Tournament Team

Debbie Mack, Geri Grigsby

Lady Kat Invitational

Lexington, Ky.
L, Alabama, 66-62
W, Indiana, 73-34

All-LKIT

Linda Edelman, Kentucky
Debra Oden, Kentucky
(Chandler-Blanding Cup recipient)

1978-79

MTSU Tournament

Murfreesboro, Tenn.
L, MTSU, 90-87
L, Miss. U. for Women, 81-76 OT

Lady Kat Invitational

Lexington, Ky.
W, Florida, 80-69
L, Dayton, 72-52

1979-80

*Lady Kat Invitational

Lexington, Ky.
W, Georgia, 82-61
W, Mississippi State, 86-68

All-Tournament Team

Patty Jo Hedges, Kentucky
Mary Boatwright, Miss. State
Bernadette Locke, Georgia
Vicki McCall, Miss. State
Liz Lukschu, Kentucky

1980-81

*Lady Kat Invitational

Lexington, Ky.
W, James Madison, 72-54
W, Indiana State, 93-80

All-Tournament Team

Maria Donhoff, Kentucky
Patty Jo Hedges, Kentucky
MVP - Valerie Still, Kentucky
Judy Ellner, Indiana State
Peggy Jackson, Indiana State
Donna Firebaugh, James Madison

1981-82

Detroit Classic Tournament

Detroit, Mich.
L, N.C. State, 77-67
W, Seton Hall, 90-62

All-Tournament Team

Patty Jo Hedges, Kentucky
Valerie Still, Kentucky

*Lady Kat Invitational

Lexington, Ky.
W, Cincinnati, 79-66
W, Southern Illinois, 74-56

All-Tournament Team

MVP-Valerie Still, Kentucky
Patty Jo Hedges, Kentucky
Lea Wise, Kentucky
Cheryl Cook, Cincinnati
D.D. Plab, Southern Illinois

1982-83

*Lady Kat Invitational

Lexington, Ky.
W, South Florida, 93-65
W, Arkansas, 77-43

All-Tournament Team

Patty Jo Hedges, Kentucky
Valerie Still, Kentucky
MVP - Lea Wise, Kentucky
Maxine Farmer, Georgia State
Bettye Fiscus, Arkansas

1983-84

*Lady Kat Dial Classic

Lexington, Ky.
W, Eastern Kentucky, 77-67
W, Valdosta State, 89-69

* - Won the tournament title

All-Tournament Team

MVP - Karen Mosley, Kentucky

Lisa Collins, Kentucky

Tina Cottle, Eastern Kentucky
Janet Huff, Wisconsin
Gina Bozeman, Valdosta State

1984-85

*Lady Kat Dial Classic

W, Morehead State, 77-66
W, West Virginia, 70-63

All-Tournament Team

MVP - Leslie Nichols, Kentucky
Diane Stephens, Kentucky
Georgeann Wells, West Virginia
Olivia Bradley, Morehead St.
Connie Appleman, Morehead St.

C.Q. Data Systems Tournament at N.C. State

Raleigh, N.C. (Reynolds Coliseum)
W, N.C. State, 78-69
L, Old Dominion, L, 66-59

All-Tournament Team

Leslie Nichols, Kentucky
Sandy Harding, Kentucky

1985-86

*Lady Kat Dial Classic

Lexington, Ky.
W, Cleveland State, 101-63
W, MTSU, 85-77

MVP - Leslie Nichols, Kentucky

Debbie Miller, Kentucky
Jodie Whitaker, Kentucky
Kim Webb, MTSU
Janet Knight, Clemson

1986-87

*Lady Kat Invitational

Lexington, Ky.
W, Bowling Green St., 74-62
W, Illinois State, 78-70

All-Tournament Team

MVP - Bebe Croley, Kentucky
Sandy Harding, Kentucky
Ellen McGrew, Illinois State
Susan Willman, Illinois State
Jackie Motycka, Bowling Green

St. John's Christmas Tournament

Jamaica, N.Y. (Alumni Hall)
W, Howard, 65-62
L, Duke, 68-63

1987-88

*Lady Kat Invitational

Lexington, Ky.
W, Louisville, 98-77
W, East Carolina, 93-75

All-Tournament Team

Belitta Croley, Kentucky



Pam Shrum, Kentucky
MVP – Jodie Whitaker
Sue Niessen, Central Michigan
Monique Pompili, East Carolina
Alma Bethea, East Carolina

1988-89

*Lady Kat Invitational

Lexington, Ky.
W, American University, 84-46
W, Radford, 89-83

All-Tournament Team
MVP – Jodie Whitaker, Kentucky
Kristi Cushenberry, Kentucky
Patrinda Toney, Radford
Stephanie Howard, Radford
Polly Innerarity, Florida A&M

1989-90

*Lady Kat Invitational

Lexington, Ky.
W, Kentucky State, 121-44
W, Missouri, 102-84

All-Tournament Team
MVP – Kristi Cushenberry, Kentucky
Vanessa Foster-Sutton, Kentucky
Tracey Davis, Kentucky
Lisa Sanbothe, Missouri
Amy Humphries, Evansville

*Michigan State Holiday Classic

East Lansing, Mich.
(Jack Breslin Student Events Center)
W, Michigan State, 89-72
W, Miami (Fla.), 80-71

All-Tournament Team
Kristi Cushenberry, Kentucky

1990-91

*Lady Kat Invitational

Lexington, Ky.
W, Kent State, 114-83
W, Duquesne, 101-56

All-Tournament Team
MVP – Jocelyn Mills, Kentucky
Stacy McIntyre, Kentucky
Stephanie Greer, Valparaiso
Ann Forbes, Kent State
Darcie Vincent, Duquesne

*Nevada-Reno New Year's Classic

Reno, Nevada (Old Gym)
W, Northeast Louisiana, 73-66
W, Indiana, 78-71

All-Tournament Team
Stacy McIntyre, Kentucky
Kristi Cushenberry, Kentucky

1991-92

Lady Kat Invitational

Lexington, Ky.
W, Wichita State, 79-58
L, Houston, 76-70

All-Tournament Team
Tedra Eberhart, Kentucky
MVP – Stacy McIntyre, Kentucky
Darla Simpson, Houston
LaShawn Johnson, Houston
Tami Varnado, Alcorn State

Kansas Dial Classic

Lawrence, Kan. (Allen Fieldhouse)
W, St. John's, 83-77
L, Kansas, 62-51

St. John's Cahill Classic

Jamaica, N.Y. (Alumni Hall)
W, Holy Cross, 87-69
L, St. John's, 73-64

All-Tournament Team
Stacy McIntyre, Kentucky

1992-93

*Lady Kat Invitational

Lexington, Ky.
W, Murray State, 89-55
W, Connecticut, 75-54

All-Tournament Team
MVP - Jocelyn Mills, Kentucky
Mia Daniel, Kentucky
Darlene Saar, George Washington
Jennifer Rizzotti, Connecticut
Jennifer Parker, Murray State

Iowa Amana Hawkeye Classic

Iowa City, Iowa (Carver-Hawkeye Arena)
L, UNC-Charlotte, 57-54
W, West Virginia, 73-63

All-Tournament Team
Jocelyn Mills, Kentucky

Wichita State Pizza Hut Classic

Wichita, Kan. (Levitt Arena)
L, Oklahoma State, 61-57
W, Chicago State, 95-33
All-Tournament Team
Stacey Reed, Kentucky

1993-94

*Lady Kat Invitational

Lexington, Ky.
W, Marist, 96-65
W, Georgetown, 87-82

All-Tournament Team
MVP - Tedra Eberhart, Kentucky
Stacey Reed, Kentucky
Christe Jordan, Kentucky
Nadira Ricks, Georgetown
Jean-Marie Lesko, Marist

*Citrus Sports Travel Holiday Classic

Orlando, Fla. (UCF Arena)
W, Central Florida, 87-45
W, Florida State, 58-55

All-Tournament Team
Stacey Reed, Kentucky

1994-95

Lady Kat Invitational

Lexington, Ky.
W, UMass, 73-55
W, St. John's, 67-54

All-Tournament Team
MVP – Stacey Reed, Kentucky
Vonda Jackson, Kentucky
Tawana Jackson, St. John's
Traci Parsons, Eastern Michigan
Melissa Gurile, UMass

1995-96

*UK Invitational Tournament

Lexington, Ky.
W, UNC-Asheville, 98-76
W, Toledo, 88-76

All-Tournament Team
Tiffany Wait, Kentucky
Northwestern Inv. Tournament
Evanston, Ill. (Welsh-Ryan Arena)

W, Loyola (Md.), 67-54
L, Northwestern, 78-42

All-Tournament Team
Shaunda Roberts, Kentucky
Big Four ACC Classic
Greensboro, N.C.

L, Duke, 73-54
L, N.C. State, 66-62

All-Tournament Team
Kim Denkins, Kentucky

1996-97

Western Michigan Tournament

Kalamazoo, Mich. (University Arena)
L, Michigan, 68-54
W, Western Michigan, 61-44

***Villanova Wildcat Classic**
Villanova, Penn. (duPont Pavilion)
W, Alaska-Anchorage, 76-41
W, Villanova, 63-54

All-Tournament Team
MVP – Nikki Hay, Kentucky

1997-98

Nebraska CableVision Classic

Lincoln, Neb. (Bob Devaney Sports Center)
W, Illinois-Chicago, 60-46
L, Nebraska, 68-59

All-Tournament Team
Laura Meadows, Kentucky
Tiffany Wait, Kentucky

*Citizen's Bank Dartmouth Classic

Hanover, N.H. (Leede Arena)
W, UMass, 57-51
W, Northeastern, 76-39

All-Tournament Team
MVP – Jaye Barnes, Kentucky
Laura Meadows, Kentucky

UK HOOPS KENTUCKY OUTLOOK WILDCATS STAFF REVIEW RECORDS HISTORY MEDIA

**1998-99****Rainbow Wahine Classic****Honolulu, Hawaii (Stan Sheriff Center)**

W, Louisville, 73-62

W, Hawaii, 66-57

L, UCLA, 64-54

All-Tournament Team

Jaye Barnes, Kentucky

Wichita State Shocker Shootout*Wichita, Kan. (Levitt Arena)**

W, Eastern Illinois, 90-71

W, Wichita State, 58-51

All-Tournament Team

MVP – Jaye Barnes, Kentucky

Tiffany Wait, Kentucky

1999-00**Coaches vs. Cancer Challenge****Hartford, Conn. (Hartford Civic Center)**

L, Connecticut, 68-62

L, Clemson, 70-65

All-Tournament Team

Erica Jackson, Kentucky

2000-01**Pepperdine Classic****Malibu, Calif. (Firestone Fieldhouse)**

L, Missouri, 86-51

L, Houston, 78-77

Baptist Health Systems**Women's Fab Four Classic****Miami, Fla. (Golden Panther Arena)**

W, Florida International, 60-58

2001-02**Lady Tiger Classic****Memphis, Tenn. (Elma Roane Field House)**

W, Sam Houston State, 100-55

L, Memphis, 63-55

All-Tournament Team

Rita Adams, Kentucky

SeSe Helm, Kentucky

Charity Clay, UMKC

Princess Swilley, Memphis

MVP – Shannon Hamp, Memphis

Dartmouth Blue Sky*Restaurant Group Classic****Hanover, N.H. (Edward Leede Arena)**

W, Southern Mississippi, 59-44

W, Lafayette, 83-60

All-Tournament Team

MVP – SeSe Helm, Kentucky

LaTonya McDole, Kentucky

Katherine Hanks, Dartmouth

Jennifer Bayer, Lafayette

Lana Lewis, Southern Mississippi

LaTasha Summerall, Southern Mississippi

2002-03**Seattle Times Husky Classic****Seattle, Wash. (Bank of America Arena)**

W, Pacific, 77-61

L, Washington, 88-56

All-Tournament Team

MVP - Giuliana Mendiola, Washington

Sara Potts, Kentucky

Loree Payne, Washington

Andrea Lalum, Washington

Nancy Dinges, Pacific

Caitlin Crist, Saint Bonaventure

Hawaii Invitational**Honolulu, Hawaii (Stan Sheriff Center)**

L, Hawaii, 70-59

W, Long Island, 72-64

All-Tournament Team

Co-MVP - Christen Roper, Hawaii - (Co-MVP)

Co-MVP - Natasia Allen, Hawaii

Jenny Pfeiffer, Kentucky

Tamika Dudley, Long Island

Constance Jinks, UNLV

Jade Abele, Hawaii

2003-04**Odwalla Classic****San Francisco, Calif. (War Memorial Gym)**

W, Duquesne, 90-83

L, San Francisco, 67-59

All-Tournament Team

MVP - SeSe Helm, Kentucky

Keiko Tate, Kentucky

Carey Souer, San Francisco

Toni Russell, San Francisco

Ashley Hallstead, Davidson

2004-05**Paradise Jam (St. John Bracket - Round Robin)****St. Thomas, US Virgin Islands (UVI Sports and Fitness Center)**

W, Duquesne, 73-70

L, South Dakota State, 55-57

L, #17/18 Rutgers, 60-75

All-Tournament Team

MVP - Michelle Campbell, Rutgers

Sara Potts, Kentucky

Chelsea Newton, Rutgers

Matee Ajavon, Rutgers

Shannon Howell, Oregon State

Shannon Schlagel, South Dakota State

Pepperdine Thanksgiving Classic**Malibu, Calif. (Firestone Fieldhouse)**

W, Indiana State 68-58

W, Hofstra 67-54

All-Tournament Team

MVP - Sarah Elliott, Kentucky

Samantha Mahoney, Kentucky

Jasmane Clarendon, Pepperdine

Melanie Boeglin, Indiana State

Cigi McCollin, Hofstra

Lizanne Murphy, Hofstra

2005-06**Pepperdine Thanksgiving Classic****Malibu, Calif. (Firestone Fieldhouse)**

W, Indiana State 68-58

W, Hofstra 67-54

All-Tournament Team

MVP - Sarah Elliott, Kentucky

Samantha Mahoney, Kentucky

Jasmane Clarendon, Pepperdine

Melanie Boeglin, Indiana State

Cigi McCollin, Hofstra

Lizanne Murphy, Hofstra

2006-07**Women's Sports Foundation Tournament****Lexington, Ky. (Memorial Coliseum)**

W, Washington State 80-51

L, Indiana 51-54

All-Tournament Team

MVP - Jamie Braun, Indiana

Sarah Elliott, Kentucky

Samantha Mahoney, Kentucky

Kim Roberson, Indiana

Alex Tchangoue, Wake Forest

Odwalla Classic**San Francisco, Calif. (War Memorial Gym)**

L, Delaware 70-86

W, Southern Illinois 78-59

All-Tournament Team

MVP - Tyresa Smith, Delaware

Sarah Elliott, Kentucky

Dominique Carter, San Francisco

Chrissy Fisher, Delaware

Carlai Moore, Southern Illinois

Wells Fargo New Year's Classic**San Antonio, Texas (USTA Convocation Center)**

W, Kent State 82-47

W, Memphis 86-51

All-Tournament Team

Sarah Elliott, Kentucky

Vivian Ewalefo, UTSA

Lynsey Freeman, UTSA

Jamilah Humes, Kent State

Aroha Jennings, Memphis

2007-08**Rainbow Wahine Classic****Honolulu, Hawaii (Stan Sheriff Center)**

L, Minnesota 80-92

L, #21/22 Texas 60-72

W, Lipscomb 76-55

All-Tournament Team

MVP – Danielle Hood, Hartford

Brittainey Raven, Texas

Emily Fox, Minnesota

Ashley Ellis-Milan, Minnesota

Lyndra Littles, Virginia

Monica Wright, Virginia

Diana Delva, Hartford

Marylyne Schaefer, Hartford

2008-09**Courtyard LaGuardia Turkey Classic****Brooklyn, N.Y. (Wellness, Recreating and Athletic Center)**

W, Yale, 87-82

W, Long Island, 46-43

All-Tournament Team

MVP - Carly Ormerod, Kentucky

Amber Smith, Kentucky

Connie James, Long Island

Ashley Palmer, Long Island

Melissa Colborne, Yale



CATS IN THE SOUTHEASTERN CONFERENCE

KENTUCKY AND THE SEC

Women's basketball first came under the auspices of the Southeastern Conference for the 1982-83 season. Games played between SEC teams before that time are not counted in the all-time SEC standings, since there was no uniform number of conference games played each season prior to that time. From 1980-85, the SEC champion was the winner of the SEC Tournament. Since 1986, the SEC champion has been determined by a round robin schedule. The tournament continues to be held to decide the recipient of the league's automatic NCAA tournament bid.

Six Kentucky players have been named to the SEC All-Tournament team:

- Valerie Still (1980, 1981, 1982*)
- Patty Jo Hedges (1982)
- Jodie Whitaker (1988)
- Stacy McIntyre (1992)
- Victoria Dunlap (2010)
- A'dia Mathies (2010)
- *Tournament MVP

Junior Victoria Dunlap (below) and freshman A'dia Mathies (right) were named to the SEC All-Tournament team last season, marking the first time a UK player has been named to the all-tournament team since Stacy McIntyre in 1992.



ANNUAL SOUTHEASTERN CONFERENCE CHAMPIONS

Year	Overall Champion SEC	Overall	Coach	UK Seed/Finish	Tournament Champion (Site)	
1980	Tennessee	33-5	Pat Head	Semifinals	Tennessee (Knoxville, Tenn.)	
1981	Auburn	26-7	Joe Ciampi	Semifinals	Auburn (Baton Rouge, La.)	
1982	Kentucky	24-8	Terry Hall	Finals	Kentucky (Lexington, Ky.)	
1983	Georgia	4-4	27-7	Andy Landers	E2/Quarterfinals	Georgia (Knoxville, Tenn.)
1984	Georgia	7-1	30-3	Andy Landers	E3/Quarterfinals	Georgia (Athens, Ga.)
1985	Tennessee	4-4	22-10	Pat Summitt	E4/1st Round	Tennessee (Oxford, Miss.)
1986	Georgia	9-0	30-2	Andy Landers	6/Quarterfinals	Georgia (Athens, Ga.)
1987	Auburn	8-1	31-2	Joe Ciampi	7/Quarterfinals	Auburn (Albany, Ga.)
1988	Auburn	9-0	32-3	Joe Ciampi	10/Quarterfinals	Tennessee (Albany, Ga.)
1989	Auburn	9-0	32-2	Joe Ciampi	8/1st Round	Tennessee (Albany, Ga.)
1990	Tennessee	8-1	27-6	Pat Summitt	8/1st Round	Auburn (Albany, Ga.)
1991	Georgia	9-0	28-4	Andy Landers	5/Quarterfinals	LSU (Albany, Ga.)
1992	Ole Miss	11-0	29-3	Van Chancellor	6/Semifinals	Tennessee (Albany, Ga.)
1993	Tennessee	11-0	29-3	Pat Summitt	6/Quarterfinals	Vanderbilt (Chattanooga, Tenn.)
1994	Tennessee	11-0	31-2	Pat Summitt	7/Quarterfinals	Tennessee (Chattanooga, Tenn.)
1995	Tennessee	11-0	34-3	Pat Summitt	9/Quarterfinals	Vanderbilt (Chattanooga, Tenn.)
1996	Georgia	10-1	28-5	Andy Landers	12/1st Round	Tennessee (Chattanooga, Tenn.)
1997	Georgia	11-1	25-6	Andy Landers	10/1st Round	Auburn (Chattanooga, Tenn.)
1998	Tennessee	14-0	39-0	Pat Summitt	8/1st Round	Tennessee (Columbus, Ga.)
1999	Tennessee	13-1	31-3	Pat Summitt	7/Semifinals	Tennessee (Chattanooga, Tenn.)
2000	Georgia	13-1	32-4	Andy Landers	9/Quarterfinals	Tennessee (Chattanooga, Tenn.)
	Tennessee	13-1	33-4	Pat Summitt		
2001	Tennessee	14-0	31-3	Pat Summitt	12/1st Round	Georgia (Memphis, Tenn.)
2002	Tennessee	13-1	29-5	Pat Summitt	12/Quarterfinals	Vanderbilt (Nashville, Tenn.)
2003	Tennessee	14-0	33-5	Pat Summitt	9/1st Round	LSU (North Little Rock, Ark.)
2004	Tennessee	14-0	30-3	Pat Summitt	11/1st Round	Vanderbilt (Nashville, Tenn.)
2005	LSU	14-0	33-3	Pokey Chatman	10/1st Round	Tennessee (Greenville, S.C.)
2006	LSU	13-1	31-4	Pokey Chatman	4/Semifinals	Tennessee (North Little Rock, Ark.)
2007	Tennessee	14-0	34-3	Pat Summitt	7/Quarterfinals	Vanderbilt (Duluth, Ga.)
2008	LSU	14-0	31-6	Van Chancellor	4/Semifinals	Tennessee (Nashville, Tenn.)
2009	Auburn	12-2	30-4	Melanie Balcomb	10/1st Round	Vanderbilt (North Little Rock, Ark.)
2010	Tennessee	15-1	32-3	Pat Summitt	2/Finals	Tennessee (Duluth, Ga.)

Note: From 1980-85, the SEC champion was the winner of the SEC Tournament. Since 1986, the SEC champion has been determined by a roundrobin schedule. The tournament continues to be held to decide the recipient of the league's automatic NCAA tournament bid.



The 2011 SEC Tournament will be March 3-6 at the Bridgestone Arena in Nashville, Tenn.

- Future SEC Tournament Dates & Sites
- 2012 March 1-4 • Nashville, Tenn.
 - 2013 March 7-10 • Duluth, Ga.
 - 2014 March 6-9 • Duluth, Ga.



UK HOOPS KENTUCKY OUTLOOK WILDCATS STAFF REVIEW RECORDS HISTORY MEDIA



CATS IN THE NCAA TOURNAMENT

UK HOOPS

KENTUCKY

OUTLOOK

WILDCATS

STAFF

REVIEW

RECORDS

HISTORY

MEDIA



Back Row (L-R): Stephanie Campbell (Admin. Assistant), Brian Sensibaugh (Mgr.), B.J. Hazelwood (Mgr.), Stephanie Tracey-Simmons (Strength Coach), Christian Stefanopoulos (Video Coordinator), Donovan Rogers (Mgr.), David Stefanopoulos (Mgr.), Amy Tilley (Recruiting Assistant). **Middle Row (L-R):** Assistant Coach Matt Insell, Assistant Coach Shalon Pillow, Amani Franklin, Brittany Henderson, Anna Cole, Lydia Watkins, Victoria Dunlap, Assistant Coach Kyra Elzy, Pam Stackhouse (Asst. AD/Women's Basketball). **Front Row (L-R):** A'dia Mathies, Rebecca Gray, Crystal Riley, Matthew Mitchell (Head Coach), Amber Smith, Carly Morrow, Keyla Snowden.

2009-10 Overall Record: 28-8

NCAA First & Second Rounds • Louisville, Ky.
NCAA Kansas City Regional • Kansas City, Mo.

1st • #19/15 Kentucky 83, Liberty 77
2nd • #19/15 Kentucky 70, #24/25 Michigan State Sweet 16 • #19/15 Kentucky 76, #4/4 Nebraska 67
Elite Eight • #12/12 Oklahoma 88, #19/15 Kentucky 68

- Matthew Mitchell led the Wildcats to their seventh all-time appearance in the NCAA Tournament and their first bid to the Big Dance since 2006.
- UK's No. 4 seed was its highest seed since the 1983 season and its first No. 4 seed in NCAA Tournament history.
- UK's appearance in the Elite Eight was its first since the very first NCAA Tournament in 1982.
- Victoria Dunlap was named to Kansas City All-Region Team after averaging 21.0 points and 9.0 rebounds in four games. She became the first UK player to be named to a regional all-tournament team in school history.

2005-06 Overall Record: 22-9

NCAA Bridgeport (Conn.) Regional • Rosemont, Ill.

1st • Kentucky 69, Chattanooga 59
2nd • Michigan State 67, Kentucky 63

- Mickie DeMoss led the Wildcats to their sixth all-time appearance in the NCAA Tournament and their first bid to the Big Dance since 1999.
- UK's No. 5 seed was its highest seed since the 1983 season and its first No. 5 seed in NCAA Tournament history.
- UK's 10-point win (69-59) over Chattanooga in the first round marked UK's largest margin of victory in an NCAA Tournament game.

1998-99 Overall Record: 21-11

NCAA West Regional • Los Angeles, Calif.

1st • Kentucky 98, Nebraska 92
2nd • UCLA 87, Kentucky 63

- For the first time in 17 years, the UK women's basketball team won a first round game in the NCAA Tournament, defeating Nebraska 98-92 in 1999.
- The Cats' 64 second-half points were the most scored by a team in a half in the history of the West Regional first or second round.
- Kentucky's 98 points vs. Nebraska in 1999 were the most by the Wildcats in a NCAA Tournament game in school history.



Back Row (L-R): Matt Brigrance (Mgr.), Aaron Webber (Mgr.), Freddie Perry (Mgr.), Justin Scott (Video Coordinator), Jason Nehring (Strength & Conditioning Coach), Trisha Matsyak (Athletic Trainer), Emily Jones (Mgr.), Beth Davis (Head Mgr.). **Second Row (L-R):** LaQuessa "Moe" Gamble, Jenn'e Jackson, Jennifer "Lanky" Humphrey, Sarah Elliott, Eleia Roddy, Afton Perry, Stephanie Stumbo, Charite' Bowman. **Front Row (L-R):** Assistant Coach Vonn Read, Head Coach Mickie DeMoss, Carly Ormerod, Oreonna Taylor, Samantha Mahoney, Nastassia Alcuis, Jenny Pfeiffer, Assistant Coach Niya Butts, Assistant Coach Pam Stackhouse.



Back Row (L-R): Strength Coach Chris Rounds, Manager LaTrice Hogan, Manager Trey Clark, Head Coach Bernadette Mattox, Assistant Coach Leslie Nichols, Katie Vieth, Shantia Owens, Laura Meadows, Tanesha Seaton, Stephanie Christman, Assistant Coach Meghan Burke, Assistant Coach Rick Griffith, Manager Wes Thompson, Manager Erica Lynch, Athletic Trainer Amy Plas. **Seated (L-R):** Natalie Martinez, Rae Keith, Carolyn Alexander, Tiffany Wait, Jaye Barnes, Kenya Young, Erica Jackson, LaTonya McDole.




CATS IN THE NCAA TOURNAMENT



Back Row (L-R): Ilene Hauser, Grad. Asst.; Lisa Bressman, Grad Asst.; Jennifer Gray, Christe Jordan, Cathy Proctor, Tetra Eberhart, Coach Sharon Fanning, Jocelyn Mills, Rebekah Reaser, Tiundra Love, Pattresa Leonard, Karen Booker, Asst.; Jerry McLaughlin, Asst. Coach. **Seated (L-R):** Lucretia Hunter, Trainer; Diana Pardee, Manager; Mia Daniel, Stacy McIntyre, Jamie Hobgood, Tracye Davis, Kristi Cushenberry, Kayla Campbell, Karen Killen, Jennifer Johnson, Manager; Stacy Buzzanca, Manager.



Back Row (L-R): Terry Hall, Coach; Sue Stanley, Trainer; Laurie Hudgens, Shell Miller, Karen Mosley, Melanie Warren, Debbie Miller, Leslie Nichols, Cindy Noble, Asst. Coach; Donna Murphy, Asst. Coach. **Seated (L-R):** Michele Pennie, Monique Tarantini, Pam Shrum, Jodie Whitaker, Bebe Croley, Lynne Elbert, Sandy Harding.



Back Row (L-R): Terri Naiser, Valerie Still, Jody Runge, Sally Loughton, Karen Mosley, Leslie Nichols, Lisa Collins. **Seated (L-R):** Diane Stephens, Donna Martin, Patty Jo Hedges, Lea Wise, Audre Andrew, Lynnette Lewis.

1990-91

Overall Record: 20-9

NCAA East Region • Harrisonburg, Va.

1st • James Madison 70, Kentucky 62

- Under the direction of head coach Sharon Fanning, the Wildcats made their first appearance in the NCAA Tournament since 1985-86.
- It marked Coach Fanning's first-ever trip to the Big Dance.
- UK narrowly fell to James Madison, a team that later went on to defeat top-seeded Penn State in the second round.

1985-86

Overall Record: 18-11

NCAA Midwest Region • Des Moines, Iowa

1st • Drake 73, Kentucky 70

- The 1985-86 team, led by Coach Terry Hall, defeated four Top 20 teams en route to the NCAA Tournament.
- The Cats lost a three-point heartbreaker despite a career-high 24 points and 10 assists from junior Sandy Harding. Drake hit 9-of-16 free throws compared to UK's 0-of-1.

1982-83

Overall Record: 23-5

NCAA Mideast Region • Lexington, Ky.

1st • Indiana 87, Kentucky 76

- The Wildcats were ranked as high as No. 4 nationally during the 1982-83 season but were upset by Indiana in the first round of the NCAA Tournament.
- All-American Valerie Still had 28 points and 13 rebounds but the Wildcats couldn't overcome the hot-shooting Hoosiers. IU shot 64.6 percent for the game, including 82.4 percent (14-of-17) in the second half. Three IU players scored over 20 points.

UK HOOPS

KENTUCKY

OUTLOOK

WILDCATS

STAFF

REVIEW

RECORDS

HISTORY

MEDIA




CATS IN THE NCAA TOURNAMENT

1981-82
Overall Record: 24-8

NCAA Midwest Regionals • Ruston, La.

- 1st • Kentucky 88, Illinois 80
- 2nd • Kentucky 73, South Carolina 69
- 3rd • Louisiana Tech 82, Kentucky 60

- Coach Terry Hall led the Lady Kats to their finest season ever, a 24-8 campaign that ended in the Midwest Regional championship, where UK fell to No. 1-ranked and eventual national champion Louisiana Tech on the Lady Techsters' home floor.
- By the end of the season, UK was playing so well that Hall proclaimed, "If we had been in any other region, we would have been in the Final Four."



Back Row (L-R): Terry Hall, Coach; Lynn Norenberg, Grad. Asst.; Kathy Lokie, Valerie Still, Jody Runge, Grace Odrick, Terri Naiser, Tayna Fogle, Dottie Berry, Asst. Coach; Mimi Porter, Trainer. **Seated (L-R):** Michele Oberst, Manager; Lisa Collins, Donna Martin, Patty Jo Hedges, Lori Edgington, Lea Wise, Diane Stephens, Gary Loyd, Manager.

UK FRESHMAN SEASON RECORDS

Points		
1.	641	Valerie Still, 1979-80
2.	491	A'dia Mathies, 2009-10
3.	413	Maria Donhoff, 1977-78
4.	362	Samantha Mahoney, 2004-05
5.	361	Kristi Cushenberry, 1988-89
6.	364	Sarah Elliott, 2004-05
7.	319	Leslie Nichols, 1982-83
8.	310	Laura Meadows, 1997-98
9.	298	Carly Ormerod, 2005-06
10.	294	SeSe Helm, 2000-01

Points Per Game		
1.	22.1	Valerie Still, 1979-80
2.	13.6	A'dia Mathies, 2009-10
3.	12.9	Kristi Cushenberry, 1988-89
4.	12.5	Maria Donhoff, 1977-78
5.	12.3	SeSe Helm, 2000-01
6.	11.4	Leslie Nichols, 1982-83
7.	11.1	Laura Meadows, 1997-98
8.	10.7	Jodie Whitaker, 1985-86
9.	10.6	Samantha Mahoney, 2004-05
10.	10.5	Liz Lukschu, 1977-78

Field Goals Made		
1.	256	Valerie Still, 1979-80
2.	178	A'dia Mathies, 2009-10
3.	165	Maria Donhoff, 1977-78
4.	149	Sarah Elliott, 2004-05
5.	130	Leslie Nichols, 1982-83
6.	129	Kristi Cushenberry, 1988-89
7.	127	Samantha Mahoney, 2004-05
8.	123	Jodie Whitaker, 1985-86

9.	115	SeSe Helm, 2000-01
10.	114	Laura Meadows, 1997-98

Field Goals Attempted		
1.	463	Valerie Still, 1979-80
2.	439	A'dia Mathies, 2009-10
3.	370	Maria Donhoff, 1977-78
4.	329	Laura Meadows, 1997-98
5.	296	Samantha Mahoney, 2004-05
6.	268	Kristi Cushenberry, 1988-89
7.	267	Sarah Elliott, 2004-05
8.	266	Stacey Reed, 1991-92
9.	247	Leslie Nichols, 1982-83
10.	246	SeSe Helm, 2000-01

Three-Pointers Made		
1.	50	Sara Potts, 2001-02
2.	49	Carly Ormerod, 2005-06
3.	43	Laura Meadows, 1997-98
4.	38	Natalie Martinez, 1996-97
5.	31	A'dia Mathies, 2009-10
6.	30	Stacey Reed, 1991-92
7.	25	Shaunda Roberts, 1994-95
8.	25	Dominique Mitchell, 1995-96
9.	21	Crissy Roberts, 1993-94
10.	21	Jenny Pfeiffer, 2002-03

Free Throws Made		
1.	129	Valerie Still, 1979-80
2.	104	A'dia Mathies, 2009-10
3.	91	Samantha Mahoney, 2004-05
4.	85	Kristi Cushenberry, 1988-89
5.	83	Maria Donhoff, 1977-78

6.	62	Stacey Reed, 1991-92
62	LaTonya McDole, 1998-99	
62	SeSe Helm, 2000-01	

9.	56	Josh Mills, 1989-90
56	Sarah Elliott, 2004-05	

Free Throws Attempted		
1.	183	Valerie Still, 1979-80
2.	149	A'dia Mathies, 2009-10
3.	145	Samantha Mahoney, 2004-05
4.	131	Maria Donhoff, 1977-78
5.	101	Victoria Dunlap, 2007-08
6.	100	Kristi Cushenberry, 1988-89
7.	99	LaTonya McDole, 1998-99
8.	83	Stacey Reed, 1991-92
9.	83	Sarah Elliott, 2004-05
10.	80	Carly Ormerod, 2005-06

Rebounds		
1.	403	Valerie Still, 1979-80
2.	228	Victoria Dunlap, 2007-08
3.	199	Maria Donhoff, 1977-78
4.	197	Leslie Nichols, 1982-83
5.	185	Sarah Elliott, 2004-05
6.	175	LaTonya McDole, 1998-99
7.	174	A'dia Mathies, 2009-10
8.	162	Laura Meadows, 1997-98
9.	142	Kim Denkins, 1994-95
10.	138	Jennifer Humphrey, 2002-03

Blocks		
1.	49	Sarah Elliott, 2004-05
2.	46	Valerie Still, 1979-80

3.	38	Leslie Nichols, 1982-83
4.	35	Laura Meadows, 1997-98
5.	25	Victoria Dunlap, 2007-08
6.	22	Jennifer Humphrey, 2002-03
22	A'dia Mathies, 2009-10	
8.	17	Samantha Mahoney, 2004-05
9.	16	Kim Denkins, 1994-95
16	Rita Adams, 1999-2000	

Steals		
1.	93	Adia Mathies, 2009-10
2.	69	Stacey Reed, 1991-92
3.	60	Patty Jo Hedges, 1979-80
4.	55	Sandy Harding, 1983-84
5.	47	Laura Meadows, 1997-98
6.	43	Valerie Still, 1979-80
43	Victoria Dunlap, 2007-08	
8.	42	Christina Jansen, 1992-93
9.	40	Jodie Whitaker, 1985-86
40	LaTonya McDole, 1998-99	

UK HOOPS
 KENTUCKY
 OUTLOOK
 WILDCATS
 STAFF
 REVIEW
 RECORDS
 HISTORY
 MEDIA



CATS IN THE POSTSEASON WNIT



Back Row (L-R): Coach Debbie Yow, Maria Donhoff, Pam Browning, Laura Upton, Liz Lukschu, Jeannine Mjoseth, Janet Timperman, Assistant Coach Diane Beauchamp. Front Row (L-R): Manager Margaret LaFontaine, Debra Oden, Linda Edelman, Geri Grigsby, Debbie Mack, Terry Boyd, Mitzi Combs, Trainer Mimi Porter.


1977-78 Overall Record: 23-12

March 16, 1978
W, Kentucky 92, Kansas 87 (2OT)
Amarillo, Texas

March 17, 1978
L, Texas 75, Kentucky 60
Amarillo, Texas

March 18, 1978
W, Kentucky 79, Cal St. Long Beach 69
Amarillo, Texas

Vanessa Foster-Sutton scored in double-figures throughout the 1990 NWIT Tournament and was named to the All-Tournament team along with teammate Kristi Cushenberry.



Front Row (L-R): Kris Miller, Stacy McIntyre, Tracye Davis, Kristi Cushenberry, Tammy Dowdell, Jennifer Johnson, Malinka Salhi. Back Row (L-R): Assistant Coach Karen Booker, Graduate Asst. Lisa Bressman, Graduate Asst. Jane Dalton, Asst. Coach Jerry McLaughlin, Mia Daniel, Vanessa Foster-Sutton, Cathy Proctor, Lisa Ellis, Pattressa Leonard, Josh Mills, Associate Trainer Sue Stanley, Head Manager Susan Crabtree, Manager Tracy Livingston, Head Coach Sharon Fanning.

1989-90 NWIT Champions Overall Record: 23-12

March 22, 1990
W, Kentucky 76, Maine 66
Amarillo, Texas (n/a)

March 23, 1990
W, Kentucky 80, Miami (FL) 68
Amarillo, Texas (400)

March 24, 1990
W, Kentucky 85, Toledo 76
Amarillo, Texas (400)

Sara Potts was named to the 2005 WNIT All-Tournament team after averaging 27.8 points per game during the four-game postseason run. Potts tallied two 30-plus point games vs. UTC and Xavier.



Back Row (L-R): Chante' Bowman, Keiko Tate, Eleia Roddy, Jennifer Humphrey, Sarah Elliott, Afton Perry, Stephanie Stumbo, Sade Buley. Front Row (L-R): Assistant Coach Matthew Mitchell, Coach Mickie DeMoss, Angela Phillips, Nastassia Alcius, Danyelle Payne, Sara Potts, Samantha Mahoney, Assistant Coach Pam Stackhouse, Assistant Coach Niya Butts.

2004-05 WNIT Final Four Overall Record: 23-12

March 18, 2005
W, Kentucky 79, Eastern Michigan 68
Lexington, Ky. (2,125)

March 20, 2005
W, Kentucky 91, Chattanooga 54
Lexington, Ky. (2,035)

March 24, 2005
W, Kentucky 67, Xavier 62
Lexington, Ky. (3,531)

March 28, 2005
L, West Virginia 80, Kentucky 75 (2OT)
Lexington, Ky. (3,452)

UK HOOPS KENTUCKY OUTLOOK WILDCATS STAFF REVIEW RECORDS HISTORY MEDIA



CATS IN THE POSTSEASON WNIT

UK HOOPS

KENTUCKY

OUTLOOK

WILDCATS

STAFF

REVIEW

RECORDS

HISTORY

MEDIA

2006-07

Overall Record: 20-14

March 15, 2007

W, Kentucky 65, Oakland 56
Rochester, Mich. (1,030)

March 19, 2007

W, Kentucky 85, Ball State 82
Muncie, Ind. (3,581)

March 22, 2007

L, Wisconsin 67, Kentucky 61
Madison, Wisc. (2,420)

Jenny Pfeiffer nailed five three-pointers against Oakland in the first round of the 2007 WNIT. She finished with a game-high 21 points. Jennifer Humphrey also pulled down a game-high 10 boards.



Back Row (L-R): Brittany Edelen, Jenn'e Jackson, Jennifer Humphrey, Sarah Elliott, Eleia Roddy, Lydia Watkins, Amani Franklin. **Front Row (L-R):** Assistant Coach Vonn Read, Head Coach Mickie DeMoss, Carly Ormerod, Chantle' Bowman, Nastassia Alcius, Samantha Mahoney, Jenny Pfeiffer, Moe Gamble, Assistant Coach Pam Stackhouse, Assistant Coach Niya Butts.

2007-08

Overall Record: 17-16

March 21, 2008

W, Kentucky 68, Middle Tennessee 66 (OT)
Lexington, Ky. (1,608)

March 26, 2008

W, Kentucky 84, James Madison 76
Lexington, Ky. (1,703)

March 30, 2008

L, Marquette 69, Kentucky 64
Lexington, Ky. (2,102)

Lydia Watkins came off the bench to score 16 points and grab a game-high 16 rebounds in the 68-66 overtime win over Middle Tennessee. UK advanced all the way to the quarterfinals of the 2008 WNIT before falling to eventual champion Marquette, 69-64.



Back Row (L-R): Christian Stefanopoulos (Video Coordinator), Leslie Lusk (Student Trainer), Melinda Redinger (Mgr.), Stephanie Tracey-Simmons (Strength Coach), Tricia Matysak (Head Trainer), Katie Kaiser (Mgr.), Beth Davis (Administrative Assistant). **Middle Row (L-R):** Assistant Coach Wendy Palmer, Assistant Coach Vonn Read, Lydia Watkins, Jenn'e Jackson, Eleia Roddy, Sarah Elliott, Catina Bett, Amani Franklin, Victoria Dunlap, (Assoc. Head Coach Niya Butts), Pam Stackhouse (Asst. AD/Women's Basketball), Matthew Mitchell (Head Coach). **Front Row (L-R):** Brittany Edelen, Amber Smith, Carly Ormerod, Chantle' Bowman, Samantha Mahoney, Carly Morrow, Ali Lomax, Chelsea Chowning.

2008-09

Overall Record: 16-16

March 19, 2009

W, Kentucky 81, Chattanooga 76 (OT)
Lexington, Ky. (1,037)

March 22, 2009

L, Wisconsin 49, Kentucky 45
Madison, Wis. (1,169)

Amber Smith – who tied a career high with 17 points – sank eight free throws in the overtime period and Victoria Dunlap scored a career-high 24 points to lead UK to an 81-76 overtime victory over Chattanooga in the first round of the 2009 WNIT.



Back Row (L-R): Lindsay Halligan (Mgr.), Dr. Robert Hosey (Team Doctor), Dean DiMarco (Mgr.), Melinda Redinger (Mgr.), Stephanie Tracey-Simmons (Strength Coach), Tricia Matysak (Head Trainer), David Stefanopoulos (Mgr.), Donovan Rogers (Mgr.), Angelique Moss (Student Trainer). **Middle Row (L-R):** Pam Stackhouse (Asst. AD/Women's Basketball), Sarah Rowe, Amani Franklin, Jenn'e Jackson, Jackie Sanders, Catina Bett, Eleia Roddy, Lydia Watkins, Victoria Dunlap, Rebecca Gray, Keyla Snowden, Christian Stefanopoulos (Video Coordinator). **Front Row (L-R):** Assistant Coach Kyra Elzy, Matthew Mitchell (Head Coach), Brittany Edelen, Carly Ormerod, Amber Smith, Carly Morrow, Assistant Coach Matt Insell, Assistant Coach Wendy Palmer.



MEMORIAL COLISEUM

"My Old Kentucky Home" • Capacity 8,500

The women's team has carved a 327-138 (70.3%) home-court record into the history of the Coliseum. Over the past seven seasons, the Cats have compiled an impressive 72-25 (74.2%) record in the storied Coliseum and have ranked in the nation's top 25 in average attendance all seven years.



Situated along Euclid Avenue on the University of Kentucky campus, Memorial Coliseum is the home of one of the richest basketball traditions in the nation. It is also home to the University of Kentucky women's basketball team, a team that has returned glory and excitement to a facility that has known a wealth of both.

For 25 years, the historic coliseum housed the renowned Kentucky Wildcats men's team, which won two national championships and 16 Southeastern Conference titles while playing in the facility under the direction of legendary coaches Adolph Rupp and Joe B. Hall. When the Wildcats moved downtown to 23,000-seat Rupp Arena in 1976, the then-11,500 seat Coliseum became the exclusive basketball home for the women's team.

Although the Coliseum is nicknamed "the house that Rupp built," University President H.L. Donovan is credited with beginning the plans for the Coliseum's construction in 1941 when he recommended a building that would "properly take care of our athletics, our health services, our physical education and our recreation."

Memorial Coliseum was completed in 1950 at a cost of \$3,925,000. The huge building was dedicated to serve as a memorial to the nearly 10,000 Kentuckians who lost their lives in World War II and the Korean conflict. The Coliseum covers an entire city block and has as much space as a seven-story office building.

A new state-of-the-art floor was installed in the summer of 2007, as the original 52-year-old floor was taken out in place of a playing surface that will be much more friendly to each athlete's tendencies and will cut down on injuries. A new sound system and speaker cluster were added in the summer of 2008.

HOME ATTENDANCE AVERAGES

Year	Games	Total Att.	Avg.
2009-10 (14th)	17	95,615 !	5,624
2008-09 (21st)	17	75,194	4,423
2007-08 (23rd)	18	85,769	4,765
2006-07 (13th)	15	87,943	5,863 !
2005-06 (20th)	15	77,411	5,161
2004-05 (20th)	19	90,663	4,772
2003-04 (16th)	14	72,553	5,182
2002-03	13	22,024	1,694
2001-02	11	12,681	1,153
2000-01	12	17,746	1,479
1999-00	12	29,643	2,470
1998-99	10	18,443	1,844
1997-98	11	15,728	1,430
1996-97	10	6,817	682
1995-96	11	8,456	769
1994-95	13	15,540	1,195
1993-94	13	17,649	1,358
1992-93	13	19,511	1,501
1991-92	13	17,087	1,314
1990-91	14	16,011	1,143
1989-90	14	18,777	1,341
1988-89	13	14,575	1,121
1987-88	16	13,400	837
1986-87	13	18,025	1,386
1985-86	16	18,887	1,180
1984-85	16	23,990	1,499
1983-84	17	18,880	1,110
1982-83	17	61,975	# 3,645
1981-82	19	41,000	2,158
1980-81	15	29,224	1,948
1979-80	15	22,500	1,500

! New Season Record # Led the nation
 Years include games at Rupp Arena
 1974-79 attendance not available

- UK went 17-0 at home last season, just the second undefeated home season in UK history.
- A combined 95,615 people passed through the turnstiles at Memorial Coliseum last season, breaking the school's previous single-season attendance total of 90,663 set during the 2004-05 campaign.



UK HOOPS KENTUCKY OUTLOOK WILDCATS STAFF REVIEW RECORDS HISTORY MEDIA



UK HOOPS

KENTUCKY

OUTLOOK

WILDCATS

STAFF

REVIEW

RECORDS

HISTORY

MEDIA

**YEAR-BY-YEAR RECORD IN MEMORIAL
(SINCE 1975-76)**

1975-76	6-4	1993-94	9-4
1976-77	8-3	1994-95	7-5
1977-78	13-2	1995-96	6-5
1978-79	5-7	1996-97	4-6
1979-80	12-1	1997-98	7-5
1980-81	15-0	1998-99	7-3
1981-82	16-2	1999-2000	7-5
1982-83	15-2	2000-01	5-7
1983-84	11-6	2001-02	3-8
1984-85	10-5	2002-03	7-5
1985-86	13-2	2003-04	6-6
1986-87	8-5	2004-05	12-4
1987-88	12-4	2005-06	9-2
1988-89	9-4	2006-07	8-3
1989-90	11-3	2007-08	9-4
1990-91	10-3	2008-09	11-6
1991-92	9-4	2009-10	17-0
1992-93	10-3	Total:	327-138 (.703)

**SINGLE-GAME ATTENDANCE RECORDS
- MEMORIAL COLISEUM
(SINCE 1980-81 - 5,000 AND UP)**

1. 10,622	Old Dominion	2/05/83
2. 8,429	Tennessee	1/29/04
3. 8,223	Auburn	2/18/83
4. 8,200	Tennessee	2/09/83
5. 8,130	Tennessee	1/23/00
6. 7,742	South Carolina	2/2/10
7. 7,643	Mississippi State	2/20/05
8. 7,565	Ole Miss	1/14/07
9. 7,278	Tennessee	1/17/08
10. 7,100	Tennessee	1/22/90
11. 6,868	Tennessee	2/19/09
12. 6,853	LSU	1/18/04
13. 6,784	Auburn	1/24/10
14. 6,712	Austin Peay	12/30/03
15. 6,521	Georgia	2/11/10
16. 6,638	Florida	2/18/10
17. 6,308	Tennessee	3/02/03
18. 6,051	Vanderbilt	2/08/09
19. 6,040	Alabama	1/17/10
20. 6,035	Georgia	1/11/04
21. 6,031	Alabama	2/22/04
22. 6,010	South Carolina	1/04/07
23. 5,965	Ole Miss	2/16/06
24. 5,976	Vanderbilt	1/10/10
25. 5,950	Florida	2/05/06
5,921	Mississippi Valley State	1/1/10
5,859	UT Martin	12/22/09
5,813	Florida	2/04/07
5,800	Vanderbilt	2/12/83
5,734	Arkansas	1/21/10
5,727	Tennessee	2/18/94
5,680	Vanderbilt	2/01/07
5,570	Arkansas	1/11/09
5,533	South Carolina	2/21/99
5,391	Detroit	11/29/06
5,359	Indiana	11/12/06
5,330	Tennessee	1/18/98
5,325	Tennessee	1/21/01
5,216	Xavier	12/10/03
5,200	South Carolina	1/24/81
5,200	Tennessee !	2/28/82
5,200	Old Dominion	1/13/85

! - SEC Tournament Championship

MEMORIAL COLISEUM RECORDS

Team

	Kentucky	Opponent
Points in a game	121 vs. Kentucky State - 11/24/89	102, Miami (OH) - 12/21/02
Points in a half	64 (2nd) vs. Miami - 2/8/86	64 (2nd), Tennessee - 2/18/88
Margin of victory	77 vs. Kentucky State - 11/24/89	72, Tennessee - 1/21/01
Field goals	53 vs. Kentucky State - 11/24/89	42, Tennessee - 1/21/01
Field goals att.	92 vs. Kentucky State - 11/24/89	90, Memphis State, 1/31/82
Field goal pct.	71.4 vs. Alabama - 2/7/87	70.2, Vanderbilt - 1/11/01
3-PT goals	13 vs. South Carolina - 1/7/97	11, Marist - 11/26/93
3-PT goals att.	29, twice, last vs. Georgia - 2/11/10	30, Mississippi State - 2/17/96; MVSU - 12/19/06
3-PT goal pct.	85.7 vs. Florida - 2/11/89	70.0 (7-of-10), Alabama - 1/17/10
Free throws	36 vs. Louisville - 12/20/09	31, Austin Peay - 11/15/98
Free throws att.	52 vs. Louisville - 12/20/09	49, Austin Peay - 11/15/98
Free throw pct.	100.0 (11-11) vs. Furman - 12/6/08	100.0, Louisville - 2/22/00
Rebounds	66 vs. National College - 2/9/82	63, Tennessee - 1/21/01
Assists	33 vs. Michigan - 1/23/82	29, Louisville - 2/23/82; Tennessee - 2/28/82
Turnovers	35 vs. Tennessee - 1/14/96	43, Winthrop - 1/3/00
Blocked shots	19 vs. North Carolina A&T - 12/6/05	11, IUPUI - 12/30/08; UTC - 11/30/81; Dayton - 2/24/87
Steals	24 vs. Morehead State - 2/20/90	20, Memphis State - 12/4/93
Personal fouls	33 vs. Indiana - 12/7/93	36, Marquette - 12/2/89

Individual

	Kentucky	Opponent
Points in a game	42, Valerie Still vs. Charleston - 12/19/82	39, Cornelia Gayden, LSU - 2/26/94
FG	16, Valerie Still vs. Seton Hall - 12/5/81	16, Tanya Haave, Tennessee - 2/9/83
FGA	26, Stacey Reed vs. Miss. St. - 1/16/94	29, Daphne Smith, Detroit - 2/26/86
3-PT goals	7, Sara Potts vs. High Point - 1/06/04	6, Sandy Brown, Tennessee - 2/25/88,
	7, Sara Potts vs. Chattanooga - 3/20/05	6, Jean-Marie Lesko, Marist 11/26/93
3-PT goals att.	17, Shandra Roberts vs. USC - 1/24/96	17, Sandy Brown, Tennessee- 2/25/88
3-PT goals pct.	100.0, Kristi Cushenberry (5-of-5) vs. Alabama - 2/17/89	100.0, Kristi Green (3-of-3), IU- 12/15/96
(min. 3 made)	100.0, Carly Ormerod (4-of-4) vs. LSU - 12/18/05	100.0, Courtney Boylan, Michigan (4-of-4), 11/15/08
	100.0 Keyla Snowden (5-of-5) vs. Florida - 2/18/10	
	100.00 Rebecca Gray (3-of-3) vs. Florida A&M - 12/13/09, Miami (Ohio) - 12/1/09	
FT	14, Valerie Still vs. Charleston - 12/19/82	15, Druecilla Conners, Morehead St. - 12/20
	14, S. McIntyre vs. Houston - 11/30/91	
FT att.	16, Valerie Still vs. Charleston - 12/19/82	19, Druecilla Conners, Morehead St. - 12/20/87
Rebounds	27, Valerie Still vs. National College - 2/9/82	25, Anne Donovan, ODU - 2/5/83
Assists	16, P.J. Hedges vs. Cincinnati - 1/15/82	12, Lea Henry, Tennessee - 2/28/82
Blocked shots	6, Jody Runge vs. Memphis State - 1/31/82	6, several times, last -
		Julia Whitted, IUPUI (12/30/08) and Krista Phillips, Michigan (11/15/08)
Steals	11, Leslie Nichols vs. U of L - 2/14/86	11, M. Marciniak, Tennessee - 1/14/96

Miscellaneous

Win-Loss		317-138 (70.3%)
Most Home Wins In Season	17 - 2009-10 and 1981-82 (16-0 Memorial and 1-0 Rupp Arena)	
Largest Attendance in Memorial		10,622 vs. Old Dominion, 2/5/83

Note: Memorial Coliseum Records (since 1980-81); UK holds a 20-11 record in Rupp Arena (1977-2007)



RETIRED JERSEY—VALERIE STILL

UK's All-Time Leading Scorer and Rebounder, UK Hall of Fame Charter Class

UK Great Valerie Still

Some programs have a once-in-a-lifetime player who serves as a standard for all future student-athletes. An exceptional personality. An outstanding role model. A great basketball player. For Kentucky, that player is Valerie Still.

Although Still played long ago (1979-83), she remains the "Top Cat" in UK women's basketball annals. She was honored as such on January 12, 2003 with a jersey retirement ceremony at halftime of the Alabama game. She became the first female letter winner in any UK sport to have her jersey retired.

Still is the leader among all Wildcats (men or women) for career scoring (2,763) and rebounding (1,525). She was a three-time consensus All-American. She led the program in scoring four straight seasons with a career average of 23.2. At one point during the 1981-82 season, she led the nation in both scoring and rebounding before finishing second in both categories (24.8 ppg and 14.3 rpg).

She led the Cats to their highest national ranking (4th) in 1983 and helped UK roll up a 30-game home court win streak from 1980-82. In 1983, Still led the sixth-ranked Cats to an 80-66 upset over powerhouse Old Dominion before a record crowd of 10,622 in UK's Memorial Coliseum.

After leaving Kentucky, Still had a successful career in the Italian Professional League. While in Italy, Still was a television actress and hosted her own TV show, "Still Basket." She is also an accomplished print model and a professional caliber jazz, pop and concert pianist.


Upon her return to the United States, Still became a charter member of the American Basketball League for Women and was a two-time MVP of the ABL Championship Series. Still later played for the Washington Mystics of the WNBA before retiring from basketball. She also was an assistant coach for the Orlando Miracle for two seasons.

Still returned to Lexington to complete her degree in animal sciences and graduated with honors in 2001. She went on to earn a master's degree in African American and African studies at The Ohio State University and is currently working on a doctorate in sports and humanities from there as well.

In September 2005, Still was inducted into the charter class in the newly created UK Athletics Hall of Fame. She was the only female of the 88 inductees.

Still lives in Powell, Ohio with her son, Aaron. Along with teaching and completing her doctorate at OSU, Still runs The Valerie Still Foundation, a not-for-profit organization that works to ensure that girls are encouraged and instructed to develop their talents.

UK Athletics Director Mitch Barnhart and UK President Dr. Lee Todd, Jr. present Still with her Hall of Fame honor in September 2005.



Still was presented with the key to the city of Lexington in 2003 by Mayor Teresa Isaac.




UK HOOPS KENTUCKY OUTLOOK WILDCATS STAFF REVIEW RECORDS HISTORY MEDIA

ALL-AMERICANS

MEDIA HISTORY RECORDS REVIEW STAFF WILDCATS OUTLOOK KENTUCKY UK HOOPS



Pam Browning



Kristi Cushenberry



Maria Donhoff



Valerie Still



Vanessa Foster-Sutton



State Farm/WBCA (formerly Kodak) All-American

Valerie Still	Center	1983 - First team
Valerie Still	Center	1982 - First team
Valerie Still	Forward	1981 - Third team
Victoria Dunlap	Forward	2010

Additional All-Americans

USBWA All-American		
Victoria Dunlap	Forward	2010

Associated Press All-American		
Victoria Dunlap	Forward	2010 - Third team

Full Court Press All-American		
Victoria Dunlap	Forward	2010 - Second team

NetScouts Basketball All-American		
Victoria Dunlap	Forward	2010 - Second team

American Women's Sports Federation		
Valerie Still	Center	1982 - First team

Street & Smith's All-Americans		
Valerie Still	Center	1983 - First team
Valerie Still	Center	1982 - First team
Valerie Still	Forward	1981 - First team
Valerie Still	Forward	1980 - Honorable Mention
Pam Browning	Center	1977

Basketball Weekly All-American		
Valerie Still	Center	1983
Valerie Still	Center	1982

NWIT All-Americans		
Maria Donhoff	Forward	1978
Vanessa Foster-Sutton	Center	1990
Kristi Cushenberry	Guard	1990

All-America Freshman Team		
Valerie Still		1980

Full Court Press Freshman All-American		
A'dia Mathies	Guard	2010 - Second team

Gballmag.com Young All-American		
A'dia Mathies	Guard	2010

Academic Honors

Chelsea Chowning	Guard	2008
ESPN The Magazine Academic All-American Third team - Major - Pharmacy		

Tiffany Wait	Guard	1999, 2000
District 4 - Second Team GTE CoSIDA All-America		



CATS' SEC HONORS

SEC ACADEMIC HONOR ROLL

2010

Carly Morrow
Keyla Snowdem

1997

Tiffany Wait 3.41

2009

Carly Morrow
Carly Ormerod
Eleia Roddy

1996

Julie Swarens- Beickman
3.74

2008

Chanté Bowman
Chelsea Chowning
Sarah Elliott
Carly Ormerod
Eleia Roddy

1995

Karri Koach 3.67
Julie Swarens-
Beickman 3.87

1994

Jennifer Gray 3.33
Karri Koach 3.40
Julie Swarens 3.93
Stacey Reed 3.14

2007

Chanté Bowman
Jennifer Humphrey
Samantha Mahoney
Carly Ormerod

1993

Jennifer Gray 3.22
Karri Koach 3.21
Cathy Proctor 3.15

2006

Jennifer Humphrey
Samantha Mahoney
Carly Ormerod
Eleia Roddy
Oreonna Taylor

1992

Kristi Cushenberry 3.31
Jennifer Gray 3.39
Stacy McIntyre 3.16
Rebekah Reasor 3.24

2005

Sara Potts
Jennifer Humphrey

1991

Mia Daniel 3.00
Cathy Proctor 3.00

2004

Jenerrie Everette
Jennifer Goin
Kristen Grassi
Sara Potts

1990

Vanessa Foster-Sutton 3.25

2003

Kristin Connolly 3.68
Jennifer Schultz 3.07
Jenny Pfeiffer

1986

Laurie Hudgens 3.00
Michelle Miller 3.5

1985

Michelle Miller 3.5
Diane Stephens 3.3

2001

Stephanie Christman 3.24
Tiffany Wait 3.25
Katie Vieth 3.26
Natalie Martinez 3.23
Laura Meadows 3.68

1984

Donna Martin 3.38
Jody Runge 3.17

BOYD McWHORTER SCHOLAR-ATHLETE OF THE YEAR FINALIST

Tiffany Wait - 2000

2000

Carolyn Alexander 3.23
Natalie Martinez 3.42
Laura Meadows 3.84
Katie Vieth 3.50
Tiffany Wait 3.19

1999

Laura Meadows 3.20
Katie Vieth 3.35
Tiffany Wait 3.03

1998

Tiffany Wait 3.72

SEC Good Works Team

1999 - Tiffany Wait
2000 - Laura Meadows
2001 - LaTonya McDole
2002 - SeSe Helm
2003 - SeSe Helm
2004 - Shambriica Jones
2005 - Afton Perry
2006 - Stephanie Stumbo
2007 - Eleia Roddy
2008 - Samantha Mahoney
2009 - Carly Ormerod
2010 - Carly Morrow

SEC Players of the Week

Jan. 27, 1987 Sandy Harding
Feb. 13, 1989 Jodie Whitaker
March 1, 1993 Jocelyn Mills
Jan. 24, 1994 Stacey Reed
Dec. 15, 1998 Jaye Barnes
Feb. 8, 1999 Tiffany Wait
Jan. 3, 2000 LaTonya McDole
Nov. 24, 2003 SeSe Helm
Jan. 17, 2005 Sarah Elliott
Jan. 5, 2009 Victoria Dunlap
Dec. 14, 2009 Victoria Dunlap
Jan. 25, 2010 Victoria Dunlap
Feb. 1, 2010 Victoria Dunlap
Feb. 15, 2010 Victoria Dunlap

SEC Freshman of the Week

The SEC began a Freshman of the Week in 2006
Dec. 12, 2005 Carly Ormerod
Feb. 13, 2006 Carly Ormerod
Nov. 25, 2007 Victoria Dunlap
Dec. 30, 2007 Amber Smith
Jan. 13, 2008 Victoria Dunlap
Feb. 10, 2008 Victoria Dunlap
Nov. 30, 2009 A'dia Mathies
Jan. 25, 2010 A'dia Mathies
Feb. 15, 2010 A'dia Mathies

SEC FRESHMAN ACADEMIC HONOR ROLL

2005

Carly Ormerod
Oreonna Taylor

2008

Carly Morrow
Amber Smith

To earn a spot on the team each student-athlete must 1) have a cumulative GPA of 3.00 or above at the nominating institution; 2) be on scholarship or a letter winner; 3) have completed 24 semester hours of non-remedial credit at the nominating institution; and 4) have been a member of the varsity team for the sport's entire NCAA Championship segment.

The SEC has recognized the Freshman Academic Honor Roll since 2003.



Mickie DeMoss
2006 - AP and Coaches

Frank Ham Society of Character

Tiffany Wait1999
Stephanie Stumbo2006
Katie Vieth2000
Chanté Bowman2008
Carly Ormerod2008
Carly Morrow2010

The Frank Ham Society of Character is given to UK student-athletes for exceptional commitment to academic excellence, athletic participation, and personal development, being a role model, and career preparation. It is the highest honor the UK Athletic Department bestows on its student-athletes.

SEC Coach of the Year

Matthew Mitchell
2010 - AP and Coaches



UK HOOPS

KENTUCKY

OUTLOOK

WILDCATS

STAFF

REVIEW

RECORDS

HISTORY

MEDIA



FIRST-TEAM ALL-SEC (COACHES & AP)

KENTUCKY UK HOOPS
OUTLOOK
WILDCATS
STAFF
REVIEW
RECORDS
HISTORY
MEDIA



Valerie Still
1982, 1983



Patty Jo Hedges
1983



Leslie Nichols
1984, 1985, 1986



Sandy Harding
1987



Belitta Croley
1988



Vanessa Foster-Sutton
1990

ALL-SEC TEAM

Overall, Kentucky has had 31 players named to the All-SEC teams 43 times. Ten players have been named to the All-SEC Freshman Team and UK has charted 14 Players of the Week. Ten times UK has boasted a Freshman of the Week.

All-SEC (Coaches)

Second Team

Jodie Whitaker	1988 and 1989
Tracye Davis	1990
Stacey Reed	1993 and 1995
Tedra Eberhart	1994
Kim Denkins	1996
Jaye Barnes	1998
Laura Meadows	1999
Tiffany Wait	1999
SeSe Helm	2002
Sara Potts	2004 and 2005
Samantha Mahoney	2006, 2007 and 2008
Sarah Elliott	2007 and 2008
Victoria Dunlap	2009
Eleia Roddy	2009
A'dia Mathies	2010

Honorable Mention

Stacy McIntyre	1991 and 1992
----------------	-------	---------------

SEC All-Freshman Team

(The Tennessean sponsored the All-Freshman team from 1987 to 1997. The SEC did not honor a freshman team in 1999.)

Kristi Cushenberry	First Team -1989
Jocelyn Mills	1990
Laura Meadows	1998
Selia "SeSe" Helm	2001
Sarah Elliott	2005
Samantha Mahoney	2005
Carly Ormerod	2006
Victoria Dunlap *	2008
Amber Smith *	2008
A'dia Mathies *	2010

* Unanimous selection

All-Defensive Team

Victoria Dunlap	2010
-----------------	-------	------

SEC Scholar-Athlete of the Year

Chelsea Chowning	2008
------------------	-------	------



Jocelyn Mills
1993



Stacey Reed
1994



Victoria Dunlap
2010 (Coaches & AP)

All-SEC (AP)

Second Team

Sara Potts	2004
Sarah Elliot	2007
Victoria Dunlap	2009

Third Team

Rita Adams	2003
------------	-------	------

Honorable Mention

Sarah Elliott	2006
Jennifer Humphrey	2006 and 2007
Samantha Mahoney	2006 and 2007
Eleia Roddy	2009

Note: From 1989 to 1997 the Coaches All-SEC team was sponsored by The Tennessean. The Associated Press started their own All-SEC team in 1997.

SEC PLAYERS OF THE YEAR

SEC Player of the Year

Victoria Dunlap	2010 (Coaches and AP)
-----------------	-------	-----------------------

SEC Freshman of the Year

A'dia Mathies	2010 (Coaches)
---------------	-------	----------------

In 2010, UK swept the SEC awards as Matthew Mitchell was named SEC Coach of the Year, Victoria Dunlap was SEC Player of the Year and A'dia Mathies was SEC Freshman of the Year. It marked just the second time in SEC history that one team won all three of the top honors. Tennessee's Pat Summitt, Chamique Holdsclaw and Tamika Catchings also accomplished the feat in 1998 en route to its sixth NCAA Championship title.



1,000 POINT CLUB



1. Valerie Still (6-1, Center, 1980-83) - 2,763

Year	GP/GS	FG-FGA	PCT	FT-FTA	PCT	REB-AVG	PTS-AVG	Blocks	Steals	Assists
1979-80	29-29	256-463	55.3	129-183	70.0	403-13.9	641-22.1	46	43	32
1980-81	30-30	260-447	58.1	108-154	70.1	329-10.9	628-20.9	53	64	37
1981-82	32-32	329-565	58.2	136-199	68.3	457-14.3	794-24.8	39	56	46
1982-83	28-28	273-456	59.9	154-212	72.6	336-12.0	700-25.0	18	38	24
Career	119-119	1118-1931	57.8	527-748	70.0	1525-12.8	2763-23.2	156	201	139



2. Leslie Nichols (6-0, Forward, 1983-86) - 1,797

Year	GP/GS	FG-FGA	PCT	FT-FTA	PCT	REB-AVG	PTS-AVG	Blocks	Steals	Assists
1982-83	28-28	130-247	52.6	58-88	67.0	197-7.0	318-11.3	38	36	59
1983-84	27-25	208-379	54.9	80-97	82.5	218-8.0	496-18.4	11	64	80
1984-85	27-26	211-423	49.9	75-96	78.1	247-9.1	497-18.4	23	74	68
1985-86	29-29	208-399	52.1	70-87	80.4	215-7.4	486-16.7	30	104	116
Career	111-108	757-1448	52.3	283-368	76.9	877-7.9	1797-18.2	102	278	323



3. Samantha Mahoney (5-10, Guard, 2005-2008) - 1,601

Year	GP/GS	FG-FGA	PCT	3P-3PA	PCT	FT-FTA	PCT	REB-AVG	PTS-AVG	Blocks	Steals	Assists
2004-05	34-27	127-296	.429	17-38	.447	91-145	.628	109-3.2	362-10.6	17	30	67
2005-06	31-27	134-346	.387	25-97	.258	77-103	.748	81-2.6	370-11.9	11	38	75
2006-07	34-34	148-388	.381	31-107	.290	94-136	.691	121-3.6	421-12.4	23	40	86
2007-08	33-33	151-406	.372	40-113	.354	106-161	.658	100-3.0	448-13.6	6	32	74
Career	132-121	560-1436	.390	113-355	.318	368-545	.675	411-3.1	1601/12.1	57	140	302



4. Pam Browning (6-0, Center, 1975-78) - 1,598

Year	GP/GS	FG-FGA	PCT	FT-FTA	PCT	REB-AVG	PTS-AVG	Steals	Assists
1974-75	26	Stats Not Available					297-11.4		
1975-76	20	Stats Not Available					268-13.4		
1976-77	26	-		196-263	74.5	13.5	663-25.5	-	-
1977-78	35-31	127-293	43.3	112-160	70.0	229-7.4	366-11.8	-	52
Career	107						1598-14.9		



5. Sara Potts (6-0, Guard, 2002-05) - 1,563

Year	GP/GS	FG-FGA	PCT	3P-3PA	PCT	FT-FTA	PCT	REB-AVG	PTS-AVG	Blocks	Steals	Assists
2001-02	28-15	82-221	.371	50-147	.340	24-33	.727	63-2.3	238-8.5	3	22	39
2002-03	27-27	118-293	.403	74-163	.454	16-27	.593	104-3.9	326-12.1	6	33	46
2003-04	28-28	166-429	.387	66-186	.355	71-91	.780	183-6.5	469-16.8	2	38	51
2004-05	34-34	186-446	.417	81-223	.363	77-89	.865	179-5.3	530-15.6	6	40	40
Career	117-104	552-1389	.397	271-719	.377	188-240	.783	529-4.5	1563-13.4	17	133	176



6. Sarah Elliott (6-6, Center, 2005-2008) - 1,502

Year	GP/GS	FG-FGA	PCT	3P-3PA	PCT	FT-FTA	PCT	REB-AVG	PTS-AVG	Blocks	Steals	Assists
2004-05	34-11	149-267	.558	0-0	.000	56-83	.675	185-5.4	354-10.4	49	11	13
2005-06	31-26	149-273	.546	0-1	.000	49-73	.671	183-5.9	347-11.2	40	13	34
2006-07	34-33	208-372	.559	0-0	.000	44-69	.638	237-7.0	460-13.5	50	10	26
2007-08	33-29	151-309	.489	0-0	.000	39-52	.750	195-5.9	341/10.3	56	16	29
Career	132-99	657-1221	.538	0-1	.000	88-277	.679	800-6.1	1502/11.4	195	50	102



7. Elisabeth Lukschu (6-4, Center, 1978-81) - 1,488

Year	GP/GS	FG-FGA	PCT	FT-FTA	PCT	REB-AVG	PTS-AVG	Blocks	Steals	Assists
1977-78	35-23	100-182	55.0	42-70	58.6	142-6.2	242-10.5	-	-	3
1978-79	27-23	156-275	56.7	88-122	72.1	192-7.1	400-14.8	22	34	35
1979-80	29-29	169-274	61.7	104-147	71.0	201-6.9	442-15.2	13	23	24
1980-81	28-26	161-268	60.0	82-121	67.7	187-6.6	404-14.7	20	20	20
Career	119-101	586-999	58.7	316-460	68.7	722-6.0	1488-12.5	-	-	82

UK HOOPS KENTUCKY OUTLOOK WILDCATS STAFF REVIEW RECORDS HISTORY MEDIA



UK HOOPS

KENTUCKY

OUTLOOK

WILDCATS

STAFF

REVIEW

RECORDS

HISTORY

MEDIA

**8. Selia "SeSe" Helm (6-4, Center, 2001-04) - 1,487**


Year	GP/GS	FG-FGA	PCT	3P-3PA	PCT	FT-FTA	PCT	REB-AVG	PTS-AVG	Blocks	Steals	Assists
2000-01	24-21	115-246	.467	2-7	.286	62-72	.861	112-4.7	294-12.3	5	14	7
2001-02	29-29	198-388	.510	4-11	.364	92-115	.800	194-6.7	492-17.0	9	24	17
2002-03	27-26	122-251	.486	7-18	.389	58-79	.734	176-6.5	309-11.4	12	16	27
2003-04	28-27	155-310	.500	3-15	.200	79-103	.767	190-6.8	392-14.0	21	11	18
Career	108-103	590-1195	.494	16-51	.314	291-369	.789	672/6.2	1487-13.8	37	75	69

**9. Stacey Reed (5-7, Guard, 1992-95) - 1,482**

Year	GP/GS	FG-FGA	PCT	3P-3PA	PCT	FT-FTA	PCT	REB-AVG	PTS-AVG	Steals	Assists
1991-92	30-26	88-266	33.1	30-114	26.3	62-83	74.7	88-2.9	268-8.9	69	90
1992-93	28-28	104-264	39.4	65-168	38.7	45-56	80.4	112-4.0	318-11.4	68	101
1993-94	28-28	171-411	41.6	44-135	32.6	123-162	75.9	191-6.8	509-18.2	97	138
1994-95	28-28	149-377	39.5	37-131	28.2	52-69	75.4	190-6.8	387-13.8	75	113
Career	114-110	512-1318	38.0	176-548	32.0	282-370	76.0	581-5.1	1482-13.0	309	442

**10. Tiffany Wait (5-11, Guard/Forward, 1996-2000) - 1,445**

Year	GP/GS	FG-FGA	PCT	3P-3PA	PCT	FT-FTA	PCT	REB-AVG	PTS-AVG	Steals	Assists
1995-96	6-2	19-38	50.0	8-22	36.4	24-32	75.0	10-1.7	70-11.7	8	10
1996-97	27-26	118-271	43.5	16-41	39.0	82-110	75.5	107-4.0	335-12.4	42	103
1997-98	28-28	105-259	40.5	16-51	31.4	98-119	82.4	81-2.9	324-11.6	48	75
1998-99	32-32	135-338	39.9	46-110	41.8	121-149	81.2	103-3.2	437-13.7	33	93
1999-2000	29-29	90-236	38.1	29-95	30.5	70-90	77.8	72-2.5	279-9.6	44	58
Career	122-117	467-1142	41.0	115-319	36.1	396-500	79.2	383-3.1	1445-11.8	175	339

**11. Jodie Whitaker (5-7, Guard, 1986-89) - 1,433**

Year	GP/GS	FG-FGA	PCT	3P-3PA	PCT	FT-FTA	PCT	REB-AVG	PTS-AVG	Steals	Assists
1985-86	26-20	123-234	52.6	-	-	33-39	84.6	56-2.1	279-10.7	40	119
1986-87	28-28	152-330	46.1	-	-	36-43	83.7	103-3.7	340-12.1	41	90
1987-88	29-29	164-419	39.1	48-126	38.1	80-92	87.0	133-4.6	456-15.7	44	177
1988-89	28-23	132-334	39.5	32-91	35.2	62-85	72.9	107-3.8	358-12.8	33	78
Career	111-100	571-1317	43.0	80-217	36.8	211-259	81.0	399-3.6	1433-12.9	158	464

**12. Kristi Cushenberry (5-9, Guard/Forward, 1989-92) - 1,358**

Year	GP/GS	FG-FGA	PCT	3P-3PA	PCT	FT-FTA	PCT	REB-AVG	PTS-AVG	Steals	Assists
1988-89	28-26	129-268	48.1	18-35	51.4	85-100	85.0	109-3.9	361-12.9	2	52
1989-90	31-23	134-290	46.2	22-51	43.1	66-91	72.5	81-2.6	356-11.5	25	49
1990-91	29-29	108-258	41.9	36-99	36.4	67-86	77.9	88-3.0	319-11.0	31	63
1991-92	30-29	94-234	40.2	34-92	37.0	100-130	76.9	90-3.0	322-10.7	37	62
Career	118-107	465-1050	44.0	110-277	39.7	318-407	78.0	368-3.11	1358-11.5	95	226

**13. Belitta Croley (5-10, Forward, 1985-88) - 1,339**

Year	GP/GS	FG-FGA	PCT	3P-3PA	PCT	FT-FTA	PCT	REB-AVG	PTS-AVG	Blocks	Steals	Assists
1984-85	16-3	44-103	42.7	-	-	26-32	81.2	65-4.1	114-7.1	3	21	14
1985-86	27-22	150-314	47.8	-	-	28-51	54.9	146-5.4	328-12.1	10	45	57
1986-87	28-28	209-409	51.1	-	-	77-98	78.6	198-7.1	495-17.7	16	73	56
1987-88	23-20	166-322	51.6	1-1	100.0	69-87	79.3	190-8.3	402-17.5	16	43	73
Career	94-73	569-1148	49.0	1-1	100.0	200-268	74.0	599-6.4	1339-14.2	45	182	200

**14. Victoria Dunlap (6-1, Forward, 2008-Present) - 1,284**

Year	GP/GS	FG-FGA	PCT	3P-3PA	PCT	FT-FTA	PCT	REB-AVG	PTS-AVG	Blocks	Steals	Assists
07-08	33-33	100-228	.439	0-7	.000	40-101	.396	228-6.9	240-7.3	25	43	26
08-09	32-32	162-336	.482	2-8	.250	85-153	.556	290-9.1	411-12.8	38	57	32
09-10	35-35	228-459	.497	2-7	.286	175-254	.689	293-8.4	633-18.1	66	107	48
TOTAL	100-100	490-1023	.479	4-22	.182	300-508	.591	811-8.1	1284-12.8	129	207	106



15. Stacy McIntyre (5-8, Forward, 1989-92) - 1,215

Year	GP/GS	FG-FGA	PCT	3P-3PA	PCT	FT-FTA	PCT	REB-AVG	PTS-AVG	Steals	Assists
1988-89	26-2	22-61	36.1	-	-	18-36	50.0	93-3.6	62-2.4	15	19
1989-90	31-24	88-230	38.3	2-13	15.4	58-90	64.4	147-4.7	236-7.6	44	71
1990-91	29-29	155-350	44.3	28-101	27.7	96-130	73.8	149-5.1	434-15.0	68	72
1991-92	30-30	162-337	48.1	35-99	35.4	124-160	77.5	148-4.9	483-16.1	62	49
Career	116-85	427-978	43.0	65-213	30.5	296-416	71.0	537-4.6	1215-10.5	189	211



16. Maria Donhoff (5-11, Guard, 1978-81) - 1,187

Year	GP/GS	FG-FGA	PCT	FT-FTA	PCT	REB-AVG	PTS-AVG	Blocks	Steals	Assists
1977-78	33-35	165-370	45.0	83-131	63.4	199-6.0	413-12.5	-	-	35
1978-79	29-13	115-267	43.1	72-105	68.6	174-6.0	302-10.4	9	27	38
1979-80	29-29	86-205	42.0	52-71	73.2	152-5.2	224-7.7	7	28	42
1980-81	30-30	103-224	45.9	42-70	60.0	167-5.5	248-8.2	3	27	82
Career	121-107	469-1066	44.0	249-377	66.0	692-5.7	1187-9.8	-	-	197



17. LaTonya McDole (6-1, Forward, 1999-2002) - 1,180

Year	GP/GS	FG-FGA	PCT	3P-3PA	PCT	FT-FTA	PCT	REB-AVG	PTS-AVG	Steals	Assists
1998-99	32-17	99-219	.452	5-21	.238	62-99	.626	175-5.5	265-8.3	40	44
1999-2000	29-29	127-292	.435	0-2	.000	81-129	.628	175-6.0	335-11.6	57	45
2000-01	27-25	140-292	.479	2-7	.286	63-116	.543	345/12.8	193-7.1	77	55
2001-02	29-29	104-235	.443	1-7	.143	26-62	.419	168-5.8	235-8.1	69	57
Career	117-100	470-1038	.453	8-37	.216	232-406	.571	711-6.1	1180-10.1	243	201



18. Lea Wise (5-7, Guard, 1980-83) - 1,179

Year	GP/GS	FG-FGA	PCT	FT-FTA	PCT	REB-AVG	PTS-AVG	Blocks	Steals	Assists
1979-80	29-29	101-232	43.5	36-52	69.2	65-2.2	238-8.2	2	32	101
1980-81	31-29	96-224	42.8	39-51	76.4	63-2.0	231-7.4	5	47	104
1981-82	32-30	162-333	48.6	46-63	73.0	79-2.5	370-11.6	6	43	134
1982-83	28-28	139-295	47.1	62-77	80.5	66-2.3	340-12.1	3	36	125
Career	120-116	498-1084	45.0	183-243	75.3	273-2.3	1179-9.8	16	158	464



19. Patty Jo Hedges (5-7, Guard, 1980-83) - 1,176

Year	GP/GS	FG-FGA	PCT	FT-FTA	PCT	REB-AVG	PTS-AVG	Blocks	Steals	Assists
1979-80	29-19	88-212	41.5	40-53	75.5	63-2.2	216-7.4	16	60	141
1980-81	31-31	107-259	41.3	69-94	73.4	111-3.5	283-9.1	10	78	181
1981-82	32-31	122-322	37.8	80-116	68.9	134-4.2	324-10.1	8	61	209
1982-83	28-28	141-296	47.6	71-102	69.6	133-4.7	353-12.6	10	73	200
Career	120-109	458-1089	42.0	260-365	71.0	441-3.7	1176-9.8	44	272	731



20. Jocelyn Mills (6-0, Center, 1990-93) - 1,170

Year	GP/GS	FG-FGA	PCT	3P-3PA	PCT	FT-FTA	PCT	REB-AVG	PTS-AVG	Steals	Assists
1989-90	28-7	92-181	50.8	-	-	56-78	71.8	132-4.7	240-8.6	24	16
1990-91	28-28	136-279	48.7	-	-	85-135	63.0	250-8.9	360-12.9	54	31
1991-92	19-4	47-115	40.9	-	-	44-65	67.7	111-5.8	138-7.3	16	15
1992-93	28-28	174-344	50.6	2-9	22.2	82-124	66.1	210-7.5	432-15.4	41	30
Career	103-67	449-919	48.0	2-9	22.2	267-402	66.0	703-6.8	1170-11.4	135	92



21. Karen Mosley (6-3, Forward/Center, 1983-86) - 1,135

Year	GP/GS	FG-FGA	PCT	FT-FTA	PCT	REB-AVG	PTS-AVG	Blocks	Steals	Assists
1982-83	28-0	44-82	53.6	33-51	65.0	94-3.3	121-4.3	2	12	6
1983-84	28-15	148-286	51.7	58-71	81.7	186-6.6	354-12.6	11	23	30
1984-85	26-26	142-293	48.4	53-77	68.8	179-6.9	337-12.9	18	29	21
1985-86	27-23	136-248	54.8	51-73	69.9	174-6.4	323-12.0	16	28	31
Career	109-64	470-909	51.0	195-272	71.0	633-5.8	1135-10.4	47	92	88



UK HOOPS

KENTUCKY

OUTLOOK

WILDCATS

STAFF

REVIEW

RECORDS

HISTORY

MEDIA

**22. Janet Timperman (5-10, Guard/Forward, 1976-79) - 1,080**

Year	GP/GS	FG-FGA	PCT	FT-FTA	PCT	REB-AVG	PTS-AVG	Steals	Assists
1975-76	Stats Not Available								
1976-77	-	-	-	-	-	9.5	12.6	-	-
1977-78	35-35	135-344	39.2	23-35	69.0	152-4.3	293.8.4	-	60
1978-79	29-27	112-284	39.4	31-40	77.5	136-4.7	255-8.8	52	52
Career: Complete career stats not available									

**23. Tedra Eberhart (5-11, Guard/Forward, 1991-94) - 1,071**

Year	GP/GS	FG-FGA	PCT	3P-3PA	PCT	FT-FTA	PCT	REB-AVG	PTS-AVG	Blocks	Steals	Assists
1990-91	29-0	55-131	42.0	-	-	19-24	79.2	73-2.5	130-4.5	7	23	16
1991-92	29-1	77-173	44.5	-	-	38-51	74.5	84-2.9	211-7.3	4	38	15
1992-93	27-26	103-262	39.3	-	-	51-84	60.7	150-5.6	270-10.0	7	57	44
1993-94	28-28	168-367	45.8	38-101	37.6	86-113	76.1	180-6.4	460-16.4	11	70	64
Career	113-55	458-933	49.0	38-101	37.6	194-272	71.0	487-4.3	1071-9.5	29	188	139

**24. Kim Denkins (6-3, Center, 1995-98) - 1,057**

Year	GP/GS	FG-FGA	PCT	FT-FTA	PCT	REB-AVG	PTS-AVG	Blocks	Steals	Assists
1994-95	27-9	56-131	42.7	35-48	72.9	142-5.3	147-5.4	16	25	17
1995-96	27-27	159-310	51.3	99-138	71.7	242-9.0	417-15.4	15	30	23
1996-97	25-21	88-199	44.2	71-94	75.5	193-7.7	247-9.9	13	25	31
1997-98	28-20	91-173	52.6	64-88	72.7	185-6.6	246-8.8	22	28	24
Career	107-77	394-813	48.0	269-368	73.0	762-7.1	1057-9.9	66	108	95

**25. Debbie Miller (6-1, Guard, 1984-87) - 1,031**

Year	GP/GS	FG-FGA	PCT	FT-FTA	PCT	REB-AVG	PTS-AVG	Blocks	Steals	Assists
1983-84	24-0	24-46	52.1	21-25	84.0	74-3.0	609-2.9	2	9	11
1984-85	28-27	73-149	49.0	53-66	80.3	151-5.4	199-7.1	22	30	29
1985-86	29-23	138-229	60.3	84-108	77.8	168-5.8	360-12.4	20	36	16
1986-87	28-28	161-275	58.5	81-101	80.2	223-8.0	403-14.4	22	37	27
Career	109-78	396-699	56.0	239-300	79.0	616-5.7	1031-8.5	66	112	83

**26. Laura Meadows (6-3, Forward/Guard, 1998-2000) - 1,024**

Year	GP/GS	FG-FGA	PCT	3P-3PA	PCT	FT-FTA	PCT	REB-AVG	PTS-AVG	Blocks	Steals	Assists
1997-98	28-27	114-329	.347	43-129	.333	39-54	.722	162-5.8	310-11.1	35	47	93
1998-99	32-32	147-339	.434	31-94	.330	67-97	.691	195-6.1	392-12.3	33	42	93
1999-2000	29-21	140-271	.517	3-15	.200	39-68	.574	188-6.5	322-11.1	27	39	62
Career	89-80	401-939	.427	77-238	.324	145-219	.662	545-6.1	1024-11.5	95	128	248

**27. Sandy Harding (5-10, Guard, 1984-87) - 1,023**

Year	GP/GS	FG-FGA	PCT	FT-FTA	PCT	REB-AVG	PTS-AVG	Steals	Assists
1983-84	28-27	76-158	48.1	27-38	71.0	71-2.5	179-6.4	55	168
1984-85	27-25	84-181	46.4	60-74	81.1	58-2.1	228-8.4	52	170
1985-86	28-25	114-229	49.8	37-45	82.2	63-2.2	265-9.5	53	183
1986-87	28-28	151-287	52.6	49-67	73.1	99-3.5	351-12.5	64	185
Career	111-105	425-855	49.0	173-224	77.0	291-2.6	1023-9.2	224	706



ALL-TIME LETTERWINNERS

-A-

Adams, Rita 2000-2003
 Alcius, Natassia 2004-2007
 Alexander, Carolyn 1999-2000
 Andrew, Audre 1983

-B-

Baker, Stephanie 1993-1995
 Baluyut, Arlene 1979
 Barber, Cathy 1980
 Barnes, Jaye 1998-1999
 Beickman, Julie 1996
 Bett, Catina 2008-2009
 Bonets, Aisha 2001
 Bowman, Chanté 2005-2008
 Boyd, Patrice 1997-1998
 Boyd, Terry 1978
 Browning, Pam 1978

-C-

Campbell, Kayla 1991-1994
 Christman, Stephanie 1998-2000
 Chowning, Chelsea 2008
 Cole, Anna 2010
 Collins, Lisa 1981-1984
 Combs, Mitzi 1978
 Croley, Bebe 1985-1988
 Cushenberry, Kristi 1989-1992
 Custard, Mary 1989

-D-

Daniel, Mia 1990-1993
 Davis, Tracye 1988-1991
 Denkins, Kim 1995-1998
 Donhoff, Maria 1978-1981
 Dowdell, Tammy 1990
 Dunlap, Victoria 2008-Present

-E-

Eagan 1978
 Eberhart, Tedra 1991-1994
 Edelen, Brittany 2007-2009
 Edelman, Linda 1978-1980
 Edington, Lori 1980-1982
 Elbert, Lynne 1986-1987
 Elliott, Sarah 2005-2008
 Ellis, Lisa 1989-1990
 Ellis, Racquel 2003-2004
 Embry, Robyn 1997
 Everette, Jenerrie 2001-2004

-F-

Fetter, Denise 1979
 Fogle, Tayna 1979-1982
 Foster-Sutton, Vanessa 1989-1990
 Franklin, Amani 2007-2010
 Freeman, Shannon 1987

-G-

Gamble, LaQwesha 2006
 Garland, Sharon 1980
 Goin, Jennifer 2003-2004
 Grassi, Kristen 2003-2004
 Gray, Rebecca 2009-2010
 Gray, Jennifer 1991-1994
 Greenfield, Carmen 1996
 Grigsby, Geri 1978-1980

-H-

Harding, Sandy 1984-1987
 Harrell, Davitria 1987-1988
 Hawthorne, Dasieka 2001-2002
 Hay, Nikki 1997-1998
 Hedges, Patty Jo 1980-1983
 Helm, SeSe 2001-2004
 Henderson, Brittany 2010-present
 Higginbotham, Stephanie 1994-1995
 Hobgood, Jamie 1989-1991
 Hoskins, Debbie 1988
 Hudgens, Laurie 1985-1986
 Humphrey, Jennifer 2003-2007
 Hurst 1978

-J-

Jackson, Erica 1999-2000
 Jackson, Jenn'e 2006-2009
 Jackson, Vonda 1995-1998
 Jansen, Christina 1993-1996
 Johnson, Jennifer 1990
 Jones, Shambrica 2001-2004
 Jordan, Christie 1991-1994

-K-

Keith, Rae 1999
 Killen, Karen 1991-1992
 Koach, Karri 1992-1995
 Kogoy, Beth 1981

-L-

Ladson, E'Lisa 2004
 Langelier, Melissa 2000
 Leonard, Pattresa 1990-1992
 Lewis, Lynnette 1981, 1983-1984
 Lokie, Kathy 1981-1982
 Love, Tiundra 1991
 Lukschu, Liz 1978-1981
 Lykins 1978

-M-

Mack, Debbie 1978-1979
 Mahoney, Samantha 2005-2008
 Manning, Shawn 1996-1997
 Martin, Donna 1981-1984
 Martinez, Natalie 1997-2000
 Mathies, A'dia 2010-present
 McDole, LaTonya 1999-2002
 McIntyre, Stacy 1989-1992

McKinley, Becky 1993
 Meadows, Laura 1998-2000
 Mendeng, Alvine 2001-2002
 Miller, Debbie 1984-1987
 Miller, Kris 1987-1990
 Gray, Rebecca 2009-2010
 Miller, Shelly 1985-1986
 Mills, Jocelyn 1990-1993
 Mitchell, Domonique 1996
 Mjoseph, Jeannie 1978
 Morrow, Carly 2008-Present
 Mosley, Karen 1983-1986
 Mountain, Ruth 1989

-N-

Naiser, Terri 1982-1983
 Nichols, Leslie 1983-1986

-O-

Oden, Debra 1978-1980
 Ormerod, Carly 2006-2009
 Ousley, Beth 1988
 Owens, Shantia 1999-2000

-P-

Patterson, Niecee 2002
 Payne, Danyelle 2002-2005
 Pennie, Michele 1985-1988
 Perry, Afton 2004, 2006
 Peterson, Latasha 1995
 Pfeiffer, Jenny 2003-2004, 2006-2007
 Phillips, Angela 2004-2005
 Pinkett, Bernisha 2010-present
 Potts, Sara 2002-2005
 Proctor, Cathy 1990-1993

-R-

Reasor, Rebekah 1991-1992
 Reed, Stacey 1992-1995
 Riley, Crystal 2009-Present
 Roberts, Chrissy 1994-1995
 Roberts, Shaunda 1995-1997
 Roddy, Eleia 2005-2009
 Rose 1983
 Ross, Natasha 1998
 Runge, Jody 1981-1984

-S-

Salhi, Malinka 1989-1990
 Sarkalahti, Anne 1989-1990
 Schultz, Jenny 2002
 Seaton, Tanesha 1999-2000
 Shrum, Pam 1986-1989
 Simpson, Lyssa 1994
 Sizemore, Bonnie 1979
 Smith, Amber 2008-Present
 Snowden, Keyla 2009-Present
 Spence, Lora 1987-1989
 Stephens, Diane 1982-1985
 Stevens, Angel 1988-1989

Stewart, Theresa 1989
 Still, Valerie 1980-1983
 Stoglin, Stephanie 2001-2002
 Stumbo, Stephanie 2003-06
 Swarens, Julie 1993-1995

-T-

Tarantini, Monique 1985-1988
 Tate, Keiko 2002-2005
 Taylor, Oreonna 2006
 Tillman, Tory 1996
 Timperman, Janet 1978-1979

-U-

Upton, Laura 1978

-V-

Vieth, Katie 1997-2000

-W-

Wait, Tiffany 1996-2000
 Wardford, Keeoma 1994-1995
 Warren, Melanie 1984-1987
 Watkins, Lydia 2007-2010
 Webb, Marcia 1996
 Whitaker, Jodie 1986-1989
 Wise, Lea 1980-1983

-Y-

Young, Kenya 1998-1999
 Young, Nikki 2000-2001

Note: Letter winners begin during the 1977-78 season

UK HOOPS

KENTUCKY

OUTLOOK

WILDCATS

STAFF

REVIEW

RECORDS

HISTORY

MEDIA

MISS BASKETBALL & UK HOOPS

Kentucky has been the home to eight winners of Kentucky's Miss Basketball award, including this year's Sarah Beth Barnette. The award, given annually to the top high school basketball player in the state of Kentucky, has been awarded annually since 1976.

Kentucky Miss Basketball Winners at UK	
1977	Geri Grigsby, McDowell (1978-80)
1980	Lisa Collins, Laurel County (1981-84)
1986	Kris Miller, Owensboro Catholic (1987-90)
1992	Becky Miller, Bullitt East (1993)
2005	Carly Ormerod, Sacred Heart (2006-2009)
2007	Rebecca Gray, Scott County (2009-2010)
2009	A'dia Mathies, Iroquois (2010-Present)
2010	Sarah Beth Barnette, Lexington Christian Academy (2011-Present)



CATS BY THE NUMBERS

UK HOOPS



0
O'Neill, Jennifer

KENTUCKY



00
Ormerod, Carly

OUTLOOK



1
Mathies, A'dia
Roddy, Eleia



2
Chowning, Chelsea
Sanders, Jackie

WILDCATS



3
Grigsby, Geri
Potts, Sara
Riley, Crystal
Rowe, Sarah
Sizemore, Bonnie
Spencer, Lora
Taylor, Oreonna

STAFF



4
Adams, Rita
Elliott, Sarah
Martinez, Natalie
Reed, Stacey
Snowden, Keyla
Stephens, Diane

REVIEW



5
Alexander, Carolyn
Grigsby, Geri
Harding, Sandy
Hoskins, Debbie
Johnson, Jennifer
Morrow, Carly
Schultz, Jenny
Stewart, Theresa

RECORDS



10
Alcius, Natassia
Collins, Lisa
Cowan, Nancy
Edelman, Linda
Lomax, Ali
McIntyre, Stacy
Mendeng, Alvine
Pinkett, Bernisha

HISTORY



11
Barnette, Sarah Beth
Everette, Jenerrie
Koach, Karri
Mahoney, Samantha
Nichols, Leslie
Malinka, Salhi
Timperman, Janet
Wait, Tiffany

MEDIA



12
Cushenberry, Kristi
Payne, Danyelle
Simpson, Lyssa
Still, Valerie
Watkins, Lydia



13
Boyd, Terry
Connolly, Kristin
Ellis, Lisa
Fetter, Denisse
Galloway, Cathy
Hedges, Patty Jo



14
Embry, Robyn
Hobgood, Jamie
Phillips, Angela
Sarkalahti, Anne
Tarantini, Monique
Wise, Lea



15
Edelen, Brittany
Ellis, Racquel
Mack, Debbie
Mitchell, Domanique
Whitaker, Jodie
Young, Nikki



20
Browning, Pam
Bowman, Chanté
Conwright, Maegan
Grassi, Kristen
Miller, Shelly



21
Davis, Tracye
Donhoff, Maria
Jackson, Jenn'e
Lewis, Karen
McDole, LaTonya
Payne, Danyelle
Postell, Porsha



22
Adams, Rita
Andrew, Audre
Barber, Cathy
Lokie, Kathy
Pennie, Michele
Stumbo, Stephanie
Wardford, Keeoma



23
Combs, Mitzi
Custard, Mary
Galloway, Terri
Gamble, LaQwasha
Gray, Rebecca
Hawthorne, Dasiaka
Hay, Nikki
Keith, Rae
Langelier, Melissa
Leonard, Pattresa
Stumbo, Stephanie



24
Elbert, Lynne
Foster-Sutton, Vanessa
Jackson, Erica
Love, Tiundra
Martin, Donna
Smith, Amber



25
Barry, Ceal
Frankin, Amani
Goin, Jennifer
Roberts, Chrissy
Runge, Jody
Tillman, Tory
Vieth, Katie



30
Barnes, Jaye
Cole, Anna
Combs, Mitzi
Daniel, Mia
Jones, Shambrica
Warren, Melaine



31
Drake, Samantha
Eberhart, Tedra



32
Bett, Catina
Edgington, Lori
Evans, Kastine
Humphrey, Jennifer
Miller, Kris
Reasor, Rebekah
Roberts, Shaunda
Ross, Natasha



33
Baluyut, Arlene
Campbell, Kayla
Christman, Stephanie
Deters, Ann
Greenfield, Carmen
Kidd, Lisa
Miller, Debbie
Naiser, Terri
Ousley, Beth
Patterson, Niecee
Pfeiffer, Jenny



34
Baker, Stephanie
Dunlap, Victoria
Killen, Karen
Owens, Shantia
Perry, Afton
Shrum, Pam



35
Bonets, Aisha
Boyd, Patrice
Grigsby, Geri
McKinley, Becky
Peterson, Latasha



40
Harrell, Davitria
Henderson, Brittany
Jansen, Christina
Lewis, Lynnette
Tate, Keiko
Young, Kenya



41
Ladson, E'Lisa
Runge, Jody
Webb, Marcia



42
Hudgens, Laurie
Mills, Jocelyn
Seaton, Tanesha



43
Jordan, Christie
Kogoy, Beth
Mjoseh, Jeannie



44
Beickman, Julie
Freeman, Shannon
Meadowns, Laura
Mosley, Karen
Swarens, Julie



45
Manning, Shawn
Stoglin, Stephanie
Upton, Laura



50
Croley, Bebe
Garland, Sharon
Higginbotham, Stephanie



51
Baker, Stephanie
Jackson, Vonda
Oden, Debra



52
Denkins, Kim
Dowdell, Tammy
Gray, Jennifer



53
Helm, SeSe
Lukschu, Liz
Manning, Shawn



55
Fogle, Tanya
Proctor, Cathy
Stevens, Angel

Note: Some players wore multiple numbers over the course of their career, all numbers each individual wore are listed. Numbers begin 1978-present.

The followings players' numbers were unavailable: Eagan (1978), Hurst (1978), Lykins (1978), Mountain (1989), and Rose (1983).



COACH
MITCHELL



MEDIA INFORMATION



UK ATHLETICS DIRECTORY

UK HOOPS
KENTUCKY
OUTLOOK
WILDCATS
STAFF
REVIEW
RECORDS
HISTORY
MEDIA

UK MEDIA RELATIONS & PUBLICATIONS DIRECTORY

DeWayne Peevy
Senior Associate Athletics
Director
dewayne.peevy@uky.edu



Susan Lax
Associate
Media Relations Director
slax0@uky.edu



Brent Ingram
Assistant
Media Relations Director
brent.ingram@uky.edu



Pete Camagna
Assistant Media Relations
Director/Internet Coord.
pete.camagna@uky.edu



Evan Crane
Media Relations Assistant
wesley.crane@uky.edu



Craig Hornberger
Publications Director
chorn2@uky.edu



Sean Hilen
Student Assistant
sdhilen32@uky.edu



Tony Neely
Media Relations Director
tneely@uky.edu



John Hayden
Assistant Media
Relations Director
john.hayden@uky.edu



Deb Moore
Assistant
Media Relations Director
deb.moore@uky.edu



Eric Lindsey
Assistant Media Relations
Director/New Media
Eric.Lindsey7@uky.edu



Jamie Holloway
Office Coordinator
Jamie.Holloway@uky.edu



Kim Troxall
Creative Director
kim.troxall@uky.edu



Not Pictured:
Cailyn Huston
Assistant Publications Director
cailyn.huston@uky.edu

UK MEDIA RELATIONS
Office - (859) 257-3838 • Fax - (859) 323-4310
Joe Craft Center • 338 Lexington Ave. • Lexington, KY 40506
UKathletics.com

Frequently Called Numbers

Media Relations.....(859) 257-3838

Joe Craft Center Ticket Office(859) 257-1818
or (800) 928-CATS
Memorial Coliseum Press Row(859) 323-5900
Media Relations Fax(859) 323-4310
Twitterukathleticsnews and UKHoopCats
Facebook.....Kentucky Wildcats

Mailing/Overnight Address:

University of Kentucky Media Relations
Joe Craft Center
338 Lexington Avenue
Lexington, KY 40506

Administration.....257-8000

Mitch Barnhart, Athletics Director
Mark Coyle, Deputy Director of Athletics
John Cropp, Associate Director of Athletics/Administration
Russ Pear, Senior Associate Director of Athletics/Facilities/Operations
Lisa Peterson, Senior Associate Director of Athletics/Internal Operations
Melissa Gleason, Assistant Athletics Director/Business
Marc Hill, Assistant to Athletics Director
Sandy Morgan, Executive Associate to Athletics Director

Academics (CATS)257-1897

Bob Bradley, Associate Director of Athletics/CATS
Barbara Deniston, Director of Academic Services
Jon Ross, Academic Counselor/Women's Basketball

Basketball Office257-6046

Matthew Mitchell, Head Coach
Kyra Elzy, Associate Head Coach/Recruiting Coordinator
Matt Insell, Assistant Coach
Shalon Pillow, Assistant Coach
Pam Stackhouse, Assistant Director of Athletics/Women's Basketball
Karen Hewitt, WBB Coaching Video Coordinator
Nikki Stewart, WBB Recruiting Assistant

Event Management.....257-8000

Rodney Stiles, Assistant Director of Athletics/Event Management
Kevin Saal, Assistant Director of Athletics/Event Operations, Championships
Jamie Moberly, Events Coordinator

K Fund257-8000

Chandace Chaffin, Associate Director of Athletics/Development
Katie Eiserman, K Fund Director
Lori Donaldson, Director of Major Gifts
Elizabeth Briggs, K Fund Relations Coordinator

Compliance.....257-8604

Sandy Bell, Senior Associate Athletics Director/Student-Athlete Affairs
John Butler, Assistant Director of Athletics/Compliance
Heather McAtee, Assistant Athletics Director/Academics, Eligibility

Marketing & Licensing257-8022

Jason Schlafer, Associate Director of Athletics/Marketing, Licensing
Leslie Bray, Special Events Director
Lisa Pearson, Assistant Marketing Director
Nathan Schwake, Assistant Marketing Director

Ticket Office.....257-1818

Joe Sharpe, Associate Director of Athletics/Ticket Operations
Barbara Osborne, Ticket Manager
Cathy Hurst, Assistant Ticket Manager
Kim Irwin, Ticket Office Accountant

Strength/Condition & Training257-2750

Courtney Jones, Senior Athletic Trainer
Stephanie Tracey-Simmons, Strength/Conditioning Coach

Video257-4830

Tim Asher, Coaching Video Director
Shane Fannin, Sports Video Director
Brad Nally, Video Productions Coordinator



MEDIA POLICIES AND PROCEDURES

MEDIA POLICIES

Credential Requests

Current season credentials previously issued for football and/or men's basketball, will be accepted for use in covering home UK Hoops games. If you do not have season credentials for football or men's basketball but wish to cover UK Hoops throughout the season, e-mail your season credential requests by Nov. 3 to:

Susan Lax

Associate Director of Media Relations

E-mail: slax0@uky.edu

SEC Credential Policy

By accepting or using a media credential ("Credential") for access to any game or athletic contest sponsored or hosted by the Southeastern Conference (the "SEC") or by any one or more of its member institutions (herein an "Event" or the "Events") each person and entity issued such a Credential (herein referred to, along with the employer of each such person, collectively as a "Bearer") agrees to the following terms and conditions:

General

Each Bearer must be and hereby represents that he or she is acting on a specific assignment for an accredited media agency and has a legitimate working function in connection with the Event attended. The Credential is not transferable and may be revoked at any time.

The rights and privileges granted to Bearer may be terminated if any term or condition for use of the Credential is breached. The unauthorized use of the Credential subjects the Bearer to ejection from the Event.

While within the Event venue, Bearer shall, at all times, adhere to the policies in place for the Event, abide by and respect access limitations, and accept and follow directions provided by the SEC or the SEC member institution(s) hosting the Event.

Bearer assumes all risks incidental to the performance by the Bearer of Bearer's services in connection with the Event and assumes all risks incidental to each Event, whether occurring before, during or after the actual playing of the Event, and agrees that the SEC, its member institutions, and their respective agents, employees, directors, officers, student-athletes, coaches, and contractors shall not be liable for bodily injury, property damage or theft losses suffered or incurred by Bearer at the Event. Bearer understands that sports contests are physical, and that in the normal course of play it is possible for balls, players, or other objects to leave the court, track, course, or field of play and impact spectators. Bearer hereby waives and releases any and all Claims (as defined below) against the SEC and its member institutions arising directly or indirectly from any such injury, including those attributable to their negligence or that of their agents.

In the event that the name or likeness of Bearer is included in any broadcast, telecast, photograph, film, video or other media taken in connection with any Event, Bearer grants the SEC (or, if the media is controlled by a SEC member, grants such SEC member) the nonexclusive, transferable, perpetual right and license to use (and to sublicense the use of) such name and likeness in any media worldwide whether now known or thereafter devised.



Media Services

Interview Policies-General — All interviews with Kentucky women's basketball players or staff members must be arranged through the Media Relations office. Media should never contact a player or coach directly. Team locker rooms, and other team quarters are private team areas. Media members are not permitted in these areas unless accompanied by appropriate University personnel.

Practice — Practice usually runs from 3-6 p.m. on the women's court of the Joe Craft Center. Media planning to attend practice should call in advance due to changing practice schedules during the season. Player and coaches interviews can be conducted following each practice. Gameday shoot-arounds are closed to the media.

News Conference — Coach Mitchell and selected players meet with members of the media in the Memorial Coliseum media room at schedule times to be announced.

Telephone Player Interviews — Request telephone interviews at least 24 hours in advance through the Media Relations office. Telephone requests will be returned when players' schedules allow.

Radio Call-In Shows/Internet Chats — As specified by the Southeastern Conference, no players will be allowed to participate in live radio shows or on live chat sessions on the Internet other than UKAthletics.com. Coach Mitchell may participate in radio shows as his schedule allows.

Postgame Interviews — Selected players and both head coaches will be available to the media following a 10-minute cooling off period at the end of the game in the Memorial Coliseum media room.

Approximately 10 minutes after the game ends, Coach Mitchell conducts his postgame press conference while a player is taken to the Big Blue Sports Network. Following Coach Mitchell's press conference and the visiting team's

press conference, selected UK players are brought to the media interview room.

SIDs from each school should be asked to coordinate any other interview requests.

Quotes will be available for all working media in the UK Media Relations Office and on the official UK web site, UKAthletics.com.

UKAthletics.com — The official Web site for University of Kentucky Athletics is updated 24 hours before each game with the latest game notes and and quotes from Coach Mitchell and selected players.

Following each game, the site will post a game box score with summary, postgame quotes and notes from all home games and updated season statistics.

Accessing Publicity Photos/Logos — Media members wishing to obtain photos and logos of the University of Kentucky women's basketball team may do so by utilizing the XOS Vault System. Please contact a member of the UK Media Relations Office for the website and login information.

Radio/TV Rights — Broadcasting rights to UK Hoops games are assigned exclusively to IMG College (formerly Host Communications) of Lexington. Contact Mike Dodson, network coordinator, at (859) 226-HOST for questions. Two phone lines and an ISDN line are provided for visiting radio on press row.

Video Highlights/Feeds — UKAA Video Services can provide highlight footage of most UK games. Contact Shane Fannin at (859) 257-9863 to request assistance. Video highlight feeds for non-televized games will be announced prior the games.

Game Day Media Services

Media Parking — A limited number of parking spaces are available in the back of Memorial Coliseum off Rose Street and College Blvd. Requests for parking should be

UK HOOPS KENTUCKY OUTLOOK WILDCATS STAFF REVIEW RECORDS HISTORY MEDIA



BIG GAMES AT MEMORIAL COLISEUM

UK HOOPS
KENTUCKY
OUTLOOK
WILDCATS
STAFF
REVIEW
RECORDS
HISTORY
MEDIA

Bearer agrees to indemnify and save harmless the SEC, its member institutions, and their respective agents, employees, directors, officers, student-athletes, coaches, and contractors, of and from any and all claims, liabilities, demands and causes of action asserted by persons and entities other than the SEC and its member institutions (jointly "Claims") arising out of any act or omission, or anything done or purported to have been done, by Bearer, including but not limited to Claims arising from Bearer's breach of any term or condition hereof. With respect to any Claim that might give rise to liability of the Bearer as an indemnitor, the indemnified party shall: (a) have the right to fully participate in the litigation of such claim with counsel selected by the indemnified party at the sole expense of the Bearer, and (b) not be obligated, without its consent, to participate in any settlement of such Claim.

SEC Real-Time Internet Policy

By acceptance and use of an SEC media credential, the holder agrees to the following conditions for any and all athletic events hosted by the SEC and its member institutions:

1. The SEC and its member institutions grant a media organization a limited license to use certain gathered information on the media organization's own Internet or online site beginning at the start of an athletic event and up to the conclusion of such event, all subject to the following limitations and conditions:

(a) No more than 10 still photographs may be used for news coverage of the game and other editorial purposes during the event.

(b) Video tape may only be shown as part of a single, non-archived, online "simulcast" of a television station's regularly-scheduled news program.

(c) While a game is in progress, the use of textual statistical information is time-delayed and limited in amount (e.g., updates pertaining to score, injuries and national, conference or institutional record-breaking performances, a condensed half-time story) so that an organization's Internet or online game coverage does not undercut the authorized and rights-paying fee organization's rights to play-by-play accounts of the game and/or exclusivity as to such rights.

2. Any proposed media use on an Internet or online sight of the game information that is more detailed and/or more than described above will require separate written authorization by the SEC and/or its member institutions. However, such written authorization will not permit the use of game information in entertainment contexts and will not authorize game coverage that, due to immediacy or detail, constitutes or approaches a play-by-play account of a game.

3. Should any of these conditions be breached, the SEC and/or its member institutions will issue a written warning for the first violation. If this violation occurs during the last game of the institutions' regularly-scheduled season, the media organization may not be credentialed for the SEC Tournament. A second violation of this policy will result in revocation of credentials to cover future basketball games hosted by the SEC and/or its member institutions.

made when submitting press and/or photo credential requests.

Media Entrance/Will Call — The media entrance is located in the back of Memorial Coliseum (behind Papa John's and Qdoba). The entrance is marked MEDIA ROOM. Credentials are not available at the public Will Call window on Euclid Avenue and will not be mailed.

Media Room — The media room is located in Memorial Coliseum and can be accessed through the hallway on the press row side of the Coliseum. Working facilities, with electrical outlets and a limited number of telephones, are available.

Media Services — The University of Kentucky uses a computerized statistics system. Working media will receive:

- Game program and notes
- Halftime statistics
- Final statistics
- Complete play-by-play
- Shot charts
- Coach and player quotes

Wireless Access — Memorial Coliseum offers free wireless internet service to media members. To log on, open a browser window, go to <https://ukwg1.uky.edu>, sign in as a Guest and type in a valid email address.

To use the UK Wireless Network, you must select the 'ukyedu' network name (SSID, service set identifier) from the list of available wireless networks that appear in your wireless card configuration program, and WEP (wireless encryption protocol) must be disabled.

For more information about wireless access to UK computing systems, please see the Wireless Authentication page (<http://www.uky.edu/Wireless/authentication.html>).

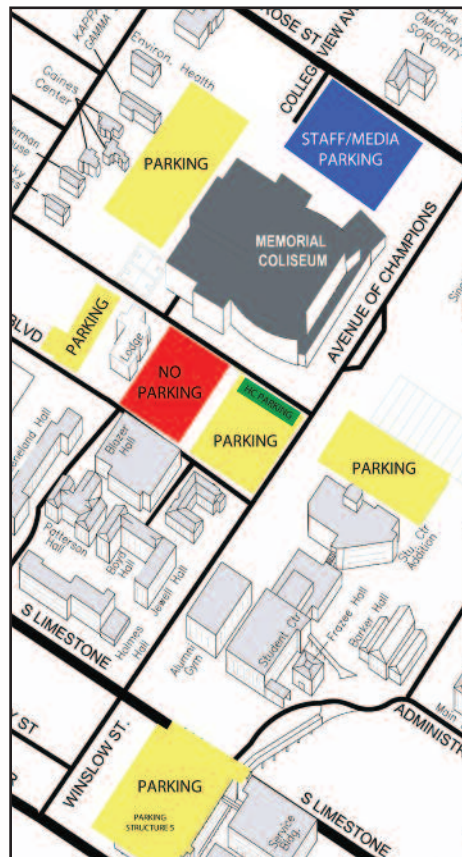
Stats on Your Laptop — The University of Kentucky has partnered with BCS Stats Systems to provide stats technologies, namely its StatMonitr wireless stat monitors and online media stats, at Kentucky women's basketball home games this season.

To access today's live game stats on your personal laptop, go to: <http://kentucky.bcsstats.com>. Passwords will be distributed on game day.

Press Row Telephone — Working media not able to attend games at Memorial Coliseum may get score updates by dialing (859) 323-5900 or by logging on to the official web site: UKAthletics.com

Photographers — The photo zones are located in each end zone of the playing floor. Some photo spots have been assigned. Because of safety concerns, no shooting is allowed on either sideline. See Chet White at the site for technical assistance.

Game Day Fan Parking
Media Parking



Matthew Mitchell discusses upcoming games during weekly press conferences in the Memorial Coliseum media room.



FOLLOWING THE CATS

MEDIA OUTLETS

Print Media

Associated Press

(Will Graves)
100 Midland Ave.
Lexington, KY 40508
(859) 254-2070
E-mail: wgraves@ap.org

Danville Advocate-Messenger

(Larry Vaught, Hal Morris, Mike Marsee)
larry@amnews.com
330 South Fourth St.
Danville, KY 40422
(859) 236-2551
Fax (859) 236-9566

The State-Journal

(Phillip Case, Brian Rickerd, Chase Sewell)
sports@state-journal.com
1216 Wilkerson Blvd.
Frankfort, KY 40601
(502) 227-4556
Fax (502) 227-2831

Kentucky Kernel

sports@kykernel.com
026 Grehan Journalism Bldg
Lexington, KY 40506
(859) 257-1915
Fax (859) 323-1906

Kentucky New Era

(Joe Wilson, Kevin Hoffman)
jwilson@kentuckynewera.com
1618 East 9th St.
Hopkinsville, KY 42241
(270) 886-4444

Lexington-Herald Leader

(Jennifer Smith)
jsmith3@herald-leader.com
100 Main and Midland
Lexington, KY 40508
(859) 231-3227
(800) 950-6397
Fax (859) 255-7236

Louisville Courier-Journal

(Eric Crawford, Rick Bozich, Harry Bryan)
525 W. Broadway
Louisville, KY 40201
(502) 582-4011
(800) 765-4011
Fax (502) 582-7186
sports@courier-journal.com

Murray Ledger & Time

(Michael Dan, Tommy Dillard)
1001 Whitnell Ave.
Murray, KY 42071
(270) 753-1916
sports@murrayledger.com

Paducah Sun

(Steve Millizer, Joey Fosko, Dusty Luthy)
smillizer@paducahsun.com
jfosko@paducahsun.com
P.O. Box 2300
Paducah, KY 42002
(270) 575-8665
(800) 599-1771

Radio

WVLK Radio

(Larry Glover, Scott Johnson)
news@WVLKam.com
300 W. Vine St.
Lexington, KY 40507
(859) 253-5900
Fax (859) 253-5943

WLAP Radio

(Josh Everett)
2601 Nicholasville Rd.
Lexington, KY 40503
(859) 422-1000
Fax (859) 422-1038
joshverrett@clearchannel.com

IMG Sports

(Dick Gabriel, Mike Dodson, Neil Price)
dick.gabriel@imgworld.com
neil.price@imgworld.com
mike.dodson@imgworld.com
546 East Main Street
Lexington, KY 40508
(859) 226-4678

Kentucky News Network

(Adam Neft)
adamneft@clearchannel.com
4000 #1 Radio Dr.
Louisville, KY 40218
(502) 479-2253

WHAS Radio

(Lachlan McLean)
lach@whas.com
4000 #1 Radio Dr.
Louisville, KY 40218
(502) 479-2222

WLXG Radio

(Chris Cross, Mike Cameron)
celliott@lmcmm.com
401 W. Main St., Suite 301
Lexington, KY 40507
(859) 233-1515

WLW Radio

(Bill Dennison)
seg@700wlw.com
8044 Montgomery Rd., Suite 650
Cincinnati, OH 45236
(513) 686-8300



In addition to the SEC TV pacts, the Big Blue Sports Network features full-game action of five selected UK Hoops home games that also will be broadcast on Fox Sports Net South. The crew includes WKYT-TV sports anchor Christi Thomas (left) as the analyst and former WHAS-TV sports anchor Garry Gupton (right) on play-by-play. Sideline reporter Carl Nathe (not pictured) also is a member of the BBSN TV crew for UK Hoops.

The University of Kentucky is in the midst of a landmark 10-year deal for the University's expanded multi-media marketing rights.

The agreement was signed in 2005 with IMG College (formerly Host Communications) and Gray Television. IMG partnered with Lexington's top-rated television station, WKYT, to pay the University \$80.5 million over the 10 years of the agreement, making it one of the most lucrative deals of its kind in NCAA history.

Also, enhancing Kentucky's national presence is the SEC's unprecedented 15-year deal with ESPN. Beginning in 2009, at least 60 SEC women's basketball games were available on national or regional television.

"The SEC Network, through the efforts of ESPN, will be the largest college sports syndication television package in the country," SEC Commissioner Mike Slive said. "The SEC will be the most widely distributed conference in the country, utilizing every known distribution platform, including national network, national cable, over the air syndication, regional cable, Internet, broadband, and mobile TV phones, all of which will be supplemented by the SEC Digital Network and our local institutional packages."

ESPN's deal is reportedly worth more than \$2 billion, the most lucrative in history for a college athletics conference.

UK HOOPS BIG BLUE NETWORK TELEVISED GAMES

Five games are selected each year by the Big Blue Sports Network and Fox Sports South. At the time of this printing, those games had not been finalized. Check UKathletics.com for all TV listings and starting times.



UK HOOPS KENTUCKY OUTLOOK WILDCATS STAFF REVIEW RECORDS HISTORY MEDIA



FOLLOWING THE CATS

THE MATTHEW MITCHELL TV SHOW

The Matthew Mitchell Show, featuring highlights of recent games and player profiles, is hosted by Coach Mitchell along with co-host Christi Thomas. The show can be seen on Lexington's WKYT Channel 27 (Cable 2) and also is available on UKAthletics.com. Check local listings for dates and times.



Here's a breakdown of the WOMEN'S BASKETBALL SEC TV deal:

- SEC teams will play a minimum of EIGHT games (16 appearances) on ESPN or ESPN2 and one of the networks will also televise the conference tournament championship game.
- ESPNU will also feature a minimum of EIGHT games (16 appearances) by SEC teams, in addition to the women's conference tournament semifinals.
- ESPN Regional Television (known as the SEC Network) will syndicate ONE game-of-the-week during the regular season.

- In addition to the ESPN games, FS South will air a minimum of 16 games and CSS will air a minimum of 16 games.
- The NCAA Tournament 1st/2nd rounds will be on FS South or CSS (decision has not been made yet); the Semifinals will be on ESPNU and the Championship on ESPN or ESPN2.
- In addition to the SEC/ESPN TV pacts, the Big Blue Sports Network will feature full-game, tape-delayed action of at least FIVE UK women's basketball home games that are not televised by ESPN. The network serves eight over-the-air stations and Fox Sports Net South on cable.



MEDIA OUTLETS

Speciality Publications

The Cats' Pause
[Rivals.com Affiliate]
(Darrell Bird, Matt May)
dbird@catspause.com
sportswriter22@hotmail.com
2623 Regency Road
Lexington, KY 40503
(859) 278-3474

Kentucky Sports Radio
(Matt Jones)
1616 Beechwood Ave.
Louisville, KY 40204
(919) 308-6892
matt.jones@kentuckysport-
sradio.com

Kentucky Sports Report
[Scout.com Affiliate]
(Stephen John)
www.kentuckysportsreport.com
stephenjohn@gmail.com

Kentucky Ink
[ESPN.com Affiliate]
(Jared Bonshire, Jeff Drummond, Chris Fisher)
P.O. Box 411
Bardstown, KY 40004
(407) 617-9193
E-Mail: jaredbonshire@kentuckyink.com
chrisfisher@kentuckyink.com

Television Stations
WKYT-TV
(Rob Bromley, David Patrick, Brandon Fisher)
sportstip@wkyt.com
2851 Winchester Road
Lexington, KY 40502
(859) 299-0411

WLEX-TV
(Alan Cutler, Brent Carney, Mary Jo Perino)
mperino@wlextv.com,
bcarney@wlextv.com,
acutler@wlextv.com
P.O. Box 1457
Lexington, KY 40588
(859) 381-1801

WTVQ-TV
(Dan Rieffer, Kent Spencer)
drieffer@wtvq.com
kspencer@wtvq.com
6940 Man O War Blvd.
Lexington, KY 40509
(859) 299-3636

WDRB-TV
(Tom Lane, John Lewis, Mike Olmstead)
lane@fox41.com,
jewis@fox41.com,
milmstead@fox41.com
624 W. Muhammad Ali Blvd.
Louisville, KY 40203
(502) 584-6441



WAVE-TV
(Bob Domine, Mike Hartnett, Kent Taylor, Kendrick Haskins)
725 South Floyd
Louisville, KY 40203
(502) 561-4144
(800) 800-9283
sports@wave3.com



WHAS-TV
(Danielle Santoro, Matt Hobbs)
dsantoro@whas11.com
mhobbs@whas11.com
520 W. Chestnut
Louisville, KY 40202
(502) 582-7256
(800) 367-3519



WLKY-TV
(Fred Cowgill, Keith Farmer)
fcowgill@wlky.com,
kfarmer@wlky.com
P.O. Box 6205
Louisville, KY 40206
(502) 893-7300;
(800) 359-6198



WYMT-TV
(Derek Forrest, Briam Milam, Jeff Archer)
derek.forrest@wymtnews.com,
briam.milam@wymtnews.com,
Jeff.archer@wymtnews.com
P.O. Box 1299
Hazard, KY 41702
(606) 436-5757
(800) 467-9968



WBKO-TV
(Jeff Woods, James Brandenburg)
sports@wbko.com
2727 Russellville Road
Bowling Green, KY 42102
(270) 781-1313



WPSD-TV
(Jeff Bidwell)
jbidwell@wpsdtv.com
100 Television Lane
Paducah, KY 42003
(270) 415-1993



UK HOOPS

KENTUCKY

OUTLOOK

WILDCATS

STAFF

REVIEW

RECORDS

HISTORY

MEDIA



CATS ON THE RADIO

THE MATTHEW MITCHELL RADIO SHOW



The Matthew Mitchell Call-In Radio Show will run each Monday throughout the regular-season from 8-8:30 p.m. ET on the Big Blue Sports Radio Network live from Qdoba Mexican Grill on UK's campus. Neil Price will serve as the host of the women's basketball coaches show for the sixth consecutive season. Fans have the opportunity to ask Coach Mitchell questions in person or by calling in the show.

UK HOOPS BIG BLUE NETWORK RADIO AFFILIATES

Market	Frequency	Station
Cadiz	1110/106.5	WKDZ-AM/FM
Dry Ridge	106.5	WNKR-FM
Harlan	970	WFSR-AM
	105.1	WTUK-FM
Hopkinsville	1230/98.7	WHOP-AM/FM
Lexington *	630	WLAP-AM
	105.5	WMJK-FM
Louisville	1080	WKJK-AM
	840	#WHAS-AM
Monticello	101.7	WKYM-FM
Morganfield	1550/101.3	WMSK-AM/FM

* - ALL UK Hoops games

Neil Price Play-by-Play Broadcaster

Neil Price, a 15-year radio veteran, enters his sixth season as the Voice of UK Hoops on the Big Blue Sports Network. He also serves as the host of the Coach Matthew Mitchell and the Coach Gary Henderson radio show, the Wildcat Sports Update (a daily radio feature on the network, highlighting UK's Olympic sports programs), radio play-by-play announcer for UK Baseball and also provides play-by-play for the SEC Women's Basketball Tournament and SEC Baseball Tournament on the SEC Radio Network heard on XM Radio.

Price had a memorable first season as a member of the Big Blue Network, serving as the play-by-play announcer for a UK Hoops squad that advanced to its first NCAA Tournament since 1998-99 and a UK baseball squad that completed an historic worst-to-first turnaround to claim the school's first SEC title. His last three seasons, UK Hoops has advanced to the third and quarterfinal rounds of the WNIT, and the NCAA Elite Eight, respectively.

Price, a native of Russellville, Tenn., joined the Big Blue Sports Network from Middle Tennessee State, where he spent three seasons as the school's broadcast coordinator. He called the action for the Blue Raiders' women's basketball and baseball teams, and was the sideline reporter for football broadcasts.

Price, a 2003 graduate of MTSU, received his bachelor's degree in mass communications with an emphasis in electronic media journalism. While working at MTSU, he also began his master's degree in physical education with an emphasis in sport management. Prior to MTSU, he attended Walters State Community College in Morristown, Tenn., where he earned an associate degree in general studies with an emphasis in broadcasting.

At the young age of 15, Price began working in the broadcasting business at WCRK in Morristown. He learned everything from serving as a studio producer for high school and college sports broadcasts to disc jockeying during morning and afternoon drives. He even worked as a part-time news anchor and reporter. It was also where he debuted as a radio sports broadcaster, serving as a play-by-play announcer and color commentator on Morristown East HS football, basketball, and baseball broadcasts.

Price, 30, resides in Lexington.

The rights to the UK broadcasts are owned by IMG College and Gray Television with WLAP Radio Lexington serving as the flagship station. For information on the Big Blue Sports Network, contact Mike Dodson at IMG College, (859) 226-4678.



UK HOOPS KENTUCKY OUTLOOK WILDCATS STAFF REVIEW RECORDS HISTORY MEDIA



THE VICTORY CLUB

UK HOOPS
KENTUCKY
OUTLOOK
WILDCATS
STAFF
REVIEW
RECORDS
HISTORY
MEDIA




The Victory Club is the official booster club of Kentucky women's basketball. Over 100 members support UK through financial contributions, game attendance and community visibility. They also arrange bus trips, tailgates, receptions, half-time hospitality and much, much more. Join the UK Women's Basketball family by e-mailing Stephanie Campbell at Stephanie.campbell@uky.edu or visiting UKathletics.com for more information.



A special award was introduced in 2009 called the "Susan B. Feamster Trailblazer Award." Presented by the Victory Club, the annual award embodies the characteristics of leadership, vision, innovation, and pioneering efforts in launching women's athletics.
Recipients:
Gloria Singletary - 2009
Marjorie Ann "Mimi" Porter - 2010 (pictured above with Coach Feamster)



The "Stephanie Stumbo Award" is given each year by the Victory Club in recognition of an individual who has made outstanding and unselfish contributions to Kentucky Women's Basketball.
Recipients:
Stephanie Stumbo - 2005-06
Chante Bowman - 2006-07
Chelsea Chowning - 2007-08
Carly Ormerod - 2008-09
Crystal Riley - 2009-10



The Victory Club annually hosts the "Tip-Off Banquet" and an end-of-the-year banquet for the women's basketball team called "Hoopla."



For the past four seasons, the Victory Club has presented "A Day in the Park with Matthew Mitchell." The event is free for UK Hoops fans and their families. It features food, inflatable games, music, face painting and a meet and greet with the Wildcat coaches and players.





THE SOUTHEASTERN CONFERENCE

SEC ADMINISTRATIVE STAFF



Mike Slive
Commissioner



Mark Womack
Executive Associate
Commissioner



Debbie Corum
Associate
Commissioner



Greg Sankey
Associate
Commissioner



Mark Whitworth
Associate
Commissioner



Laronica Conway
Assistant
Commissioner



Gil Grimes
Assistant
Commissioner



Craig Mattox
Assistant
Commissioner

SEC Staff

Kathryn Poe-Switzer - Executive Associate to Commissioner Slive; Peggy Blake - Dir. of Business Operations; Charlie Hussey - Dir. of Marketing/Licensing; David Knight - Dir. of Championship Ticket Operations; Sylvia Hagan Barnes - Assoc. Dir. of Sports Administration; Ginny Thomas - Asst. Dir. of Football Administration; Torie Johnson - Asst. Dir. of Championships; John Gibson, Asst. Dir. Championship Ticket Operations; BC Romano - Video Coordinator; Marianne Clancy - Compliance Assistant; Dauna Koonce - Admin. Asst./Championships; Brett Nolan - Administrative Asst./Marketing; Brenda Gray - Receptionist.



Charles Bloom
Associate
Commissioner



Craig Pinkerton
Men's Basketball
Contact



Tammy Wilson
Women's Basketball
Contact



Chuck Dunlap
Associate Media
Relations Director



Ayanna Wakefield
Assistant Media
Relations Director

SEC Office

2201 Richard Arrington Blvd. N. • Birmingham, AL 35203-1103 • Main Phone: (205) 458-3000 Fax: (205) 458-3030
SECsports.com • Twitter - SECSportsUpdate • Facebook - Southeastern Conference

Tournament Teleconferences

The SEC Women's Basketball Tournament teleconference will take place Monday, Feb. 28 at 11 a.m. (ET). All 12 coaches will appear in alphabetical order by school for five minutes each.

The postseason teleconference is set for Wednesday, March 16 at 2 p.m. (ET). It will feature coaches from all SEC teams participating in the NCAA and WNIT tournaments.

Media wishing to participate in any of the teleconferences should contact the SEC Media Relations Office for details. The schedule below is tentative and subject to change:

- 11:00 p.m. Wendell Hudson, Alabama
- 11:05 p.m. Tom Collen, Arkansas
- 11:10 p.m. Nell Fortner, Auburn
- 11:15 p.m. Amanda Butler, Florida
- 11:20 p.m. Andy Landers, Georgia
- 11:25 p.m. Matthew Mitchell, Kentucky**
- 11:30 p.m. Van Chancellor, LSU
- 11:35 p.m. Renee Ladner, Ole Miss
- 11:40 p.m. Sharon Fanning-Otis, Miss. State
- 11:45 p.m. Dawn Staley, South Carolina
- 11:50 p.m. Pat Summitt, Tennessee
- 11:55 p.m. Melanie Balcomb, Vanderbilt

SEC On The Web

Southeastern Conference basketball information can be accessed on the Web at www.SECsports.com.

Basketball information and statistics are updated throughout the week with standings, statistics, schedules, notes and other information available.

SEC Information

Releases, statistics and the last box score are available from each of the 12 Southeastern Conference schools 24-hours-a-day via SECsports.com.

SEC Player of the Week

The SEC will name a Player of the Week and a Freshman of the Week throughout the 2010-11 season. Each week's selection will be selected on Monday for Tuesday a.m. publication.

SEC History

The Southeastern Conference was formed Dec. 8-9, 1932, to include 13 schools: Alabama, Auburn, Florida, Georgia, Georgia Tech, Kentucky, LSU, Ole Miss, Mississippi State, Sewanee, Tennessee, Tulane and Vanderbilt.

Frank L. McVey of Kentucky was the first president of the league. The first commissioner was former Mississippi governor Martin Conner (1940-48), followed by Bernie Moore (1948-66), A.M. "Tonto" Coleman (1966-72), Dr. Boyd McWhorter (1972-86), Dr. Harvey Schiller (1986-90) and Roy Kramer (1990-2002).

The first SEC champions were crowned in 1933 in baseball, basketball, football and outdoor track. Cross country, golf, swimming, tennis and indoor track were added later. The SEC began recognizing women's championships during the 1979-80 school year and women's athletics officially came under the auspices of the conference office on Sept. 1, 1984.

The SEC currently regulates nine men's sports and 11 women's sports. The men's sports are baseball, basketball, football, golf, swimming, tennis and track (indoor, outdoor and cross country). The women's sports are basketball, golf, gymnastics, soccer, softball, swimming, tennis, track and volleyball.

SEC GAME FORMAT

The conference schedule increased from 14 games to 16 in the 2009-10 season. Each institution will play every other member institution once. Each team will also play five additional games consisting of one permanent opponent (South Carolina), two rotating opponents from its division (Georgia and Vanderbilt) and two rotating opponents from the other division (Auburn and Arkansas). The league as a whole is divided into the Eastern and Western Divisions but the women will not use a division format for scheduling.

UK HOOPS KENTUCKY OUTLOOK WILDCATS STAFF REVIEW RECORDS HISTORY MEDIA



OPONENT MEDIA RELATIONS INFORMATION

UK HOOPS
KENTUCKY
OUTLOOK
WILDCATS
STAFF
REVIEW
RECORDS
HISTORY
MEDIA

Alabama

WBB Contact: Jessica Paré
Office Phone: (205) 348-3673
E-mail: jpare@ia.ua.edu
Web site: www.rolltide.com
Head Coach: Wendell Hudson (3rd Season)

Alabama A&M

WBB Contact: Jamilah Corbitt
Office Phone: (256) 372-4550
E-mail: jcorbitt33@gmail.com
Web site: www.aamusports.com
Head Coach: Altherias Warmley (9th Season)

Arkansas

WBB Contact: Jeri Thorpe
Office Phone: (479) 575-5037
E-mail: jthorpe@uark.edu
Web site: www.ArkansasRazorbacks.com
Head Coach: Tom Collen (4th Season)

Arkansas Pine-Bluff

WBB Contact: Andrew Roberts
Office Phone: (870) 575-7949
E-mail: robertsa@uapb.edu
Web site: www.uapbliansroar.com
Head Coach: Cary Shelton (2nd Season)

Auburn

WBB Contact: Matt Crouch
Office Phone: (334) 844-9709
E-mail: mcrouch@auburn.edu
Web site: www.auburntigers.com
Head Coach: Nel Fortner (7th Season)

Chattanooga

WBB Contact: Anne Wehnt
Office Phone: (423) 425-4618
E-mail: Anne-Wehnt@uts.com
Web site: www.gomocs.com
Head Coach: Wes Moore (13th Season)

Duke

WBB Contact: Lindy Brown
Office Phone: (919)684-2664
E-mail: lbrown@duaa.duke.edu
Web site: www.goduke.com
Head Coach: Joanne P. McCallie (4th Season)

Florida

WBB Contact: Kathy Cafazzo
Office Phone: (352) 375-4683 x 6133
E-mail: kathyc@gators.uaa.ufl.edu
Web site: www.GatorZone.com
Head Coach: Amanda Butler (4th Season)

Georgia

WBB Contact: Mike Mobley
Office Phone: (706) 542-1621
E-mail: mmobley@sports.uga.edu
Web site: www.georgiadogs.com
Head Coach: Andy Landers (32nd Season)

Louisiana-Lafayette (Possible Opp.)

WBB Contact: Russell Luna
Office Phone: (337) 482-6331
E-mail: rluna@louisiana.edu
Web site: www.RaginCajuns.com
Head Coach: Errol Rogers (4th Season)

Louisville

WBB Contact: Kim Pemberton
Office Phone: (502) 852-6581
E-mail: kapemb01@louisville.edu

Web site: www.uoffsports.com
Head Coach: Jeff Walz (4th Season)

LSU

WBB Contact: Bill Martin
Office Phone: (225) 578-8204
E-mail: wmart4@lsu.edu
Web site: www.LSUSports.net
Head Coach: Van Chancellor (4th Season)

Miami (Ohio)

WBB Contact: Michael Roth
Office Phone: (513) 529-7092
E-mail: rothmb@muohio.edu
Web site: www.MURedHawks.com
Head Coach: Maria Fantanarosa (12th Season)

Middle Tennessee

WBB Contact: Travis Woods
Office Phone: (615) 898-5270
E-mail: woods@goblueraiders.com
Web site: www.GoBlueRaiders.com
Head Coach: Rick Insell (6th Season)

Mississippi State

WBB Contact: Jay Middleton
Office Phone: (662) 325-0972
E-mail: jmiddleton@athletics.msstate.edu
Web site: www.mstateathletics.com
Head Coach: Sharon Fanning-Otis (16th Season)

Morehead State

WBB Contact: Matt Schabert
Office Phone: (606) 783-2556
E-mail: m.schabert@moreheadstate.edu
Web site: www.msueagles.com
Head Coach: Tom Hodges (1st Season)

Murray State

WBB Contact: Teri LaJeunesse
Office Phone: (270) 809-3351
E-mail: teri.lajeunesse@murraystate.edu
Web site: www.GoRacers.com
Head Coach: Rob Cross (3rd Season)

Notre Dame

WBB Contact: Chris Masters
Office Phone: (574)631-8032
E-mail: masters.5@nd.com
Web site: www.UND.com
Head Coach: Muffet McGraw (24th Season)

Ole Miss

WBB Contact: Kristin Saibini
Office Phone: (662) 915-7896
E-mail: jdabramo@olemiss.edu
Web site: www.OleMissSports.com
Head Coach: Renee Ladner (4th Season)

South Carolina

WBB Contact: Diana Koval
Office Phone: (803)-777-7977
E-mail: dkoval@mailbox.sc.edu
Web site: www.USCSports.com
Head Coach: Dawn Staley (3rd Season)

Southern Miss (Possible Opp.)

WBB Contact: Shirley Hill
Office Phone: (601) 266-4506
E-mail: shirley.jones-hill@usm.edu
Web site: www.SouthernMiss.com
Head Coach: Joye Lee-McNelis (7th Season)

2010-11 TRAVEL HEADQUARTERS

Nov. 13-14 (Miami OH)
Downtown Oxford Inn
400 North Lamar Blvd.
Oxford, MS 38655
(PH) 662-234-3031

Nov. 25-27 (So. Miss.)
Holiday Inn and Suites 10
Gateway Dr.
Hattiesburg, MS 39402
(PH) 601-296-0302

Dec. 4-5 (Louisville)
Marriott Louisville Downtown
280 West Jefferson St.
Louisville, KY 40202
(PH) 502-671-4266

Dec. 10-11 (UTC)
Marriott Chattanooga at the
Convention Center
2 Carter Plaza
Chattanooga, TN 37402
(PH) 423-756-0002

Jan. 3-4 (Duke)
Marriott Durham Convention
Center
201 Foster St.
Durham, NC 27701
(PH) 919-768-6000

Jan. 5-6 (Arkansas)
TBA

Jan. 19-20 (Florida)
TBA

Jan. 26-27 (Ole Miss)
Downtown Oxford Inn
400 North Lamar Blvd.
Oxford, MS 38655
(PH) 662-234-3031

Jan. 29-30 (Alabama)
Hotel Capstone
320 Paul W. Bryant Dr.
Tuscaloosa, AL 35401
(PH) 205-752-3200

Feb. 9-10 (USC)
Inn at USC
1619 Pendleton St.
Columbia, SC 29201
(PH) 803-779-7779

Feb. 16-17 (Georgia)
Hilton Garden Inn
309 East Washington St.
Athens, GA 30601
(PH) 706-353-6800

Feb. 19-20 (Vanderbilt)
Marriott Nashville at
Vanderbilt
2555 West End Ave.
Nashville, TN 37203
(PH) 615-321-1300

Feb. 26-27 (Auburn)
Marriot Auburn Opelika
3700 Robert Trent Jones Trail
Opelika, AL 36801
(PH) 334-741-9292

**Mar. 2-6
(SEC Tournament)**
Marriot Nashville at
Vanderbilt
2555 West End Ave.
Nashville, TN 37203
(PH) 615-321-1300

Tennessee

WBB Contact: Debby Jennings
Office Phone: (865) 974-4275
E-mail: djennings@utk.edu
Web site: www.utladyvols.com
Head Coach: Pat Summit (37th Season)

Tennessee Tech

WBB Contact: Steve Appelhans
Office Phone: (931) 322-3293
E-mail: appelhans@tntech.edu
Web site: www.ttusports.com
Head Coach: Sytia Messer (2nd Season)

UT-Martin

WBB Contact: Matthew Maxey
Office Phone: (731) 881-7632
E-mail: mmaxey@utm.edu
Web site: www.utmsports.com
Head Coach: Kevin McMillan (1st Season)

Vanderbilt

WBB Contact: Ryan Schulz
Office Phone: (615) 881-7632
E-mail: ryan.schulz@vanderbilt.edu
Web site: www.vucommadores.com
Head Coach: Melanie Balcomb (9th Season)



CATS ON THE INTERNET

Want the latest and most up-to-date news on your UK Hoops team? No problem. You can see and hear all the sights and sounds of UK Hoops from a variety of ways on the Internet!

- UKathletics.com
- UKathletics.com/interactive
- UKathletics.com/blog
- Wildcat Alert!
- Twitter - @UKHoopCats, @UKCoachMitchell
- Facebook - Matthew Mitchell and UKKentuckyWildcats
- Lexy.com/CoachMitchell



Cat Scratches

UKathletics.com launched Cat Scratches in January of 2009, the official blog of UK Athletics. The 24-hours-a-day, seven-days-a-week blog provides the most up-to-date news surrounding the UK program and offers the opportunity to take a behind-the-scenes look at what goes on inside the UK athletic program.



Wildcat Alert!

You can stay instantly connected to UK Hoops using Wildcat Alert.

Wildcat Alert keeps all fans up-to-date with scores and team updates using TextCaster.

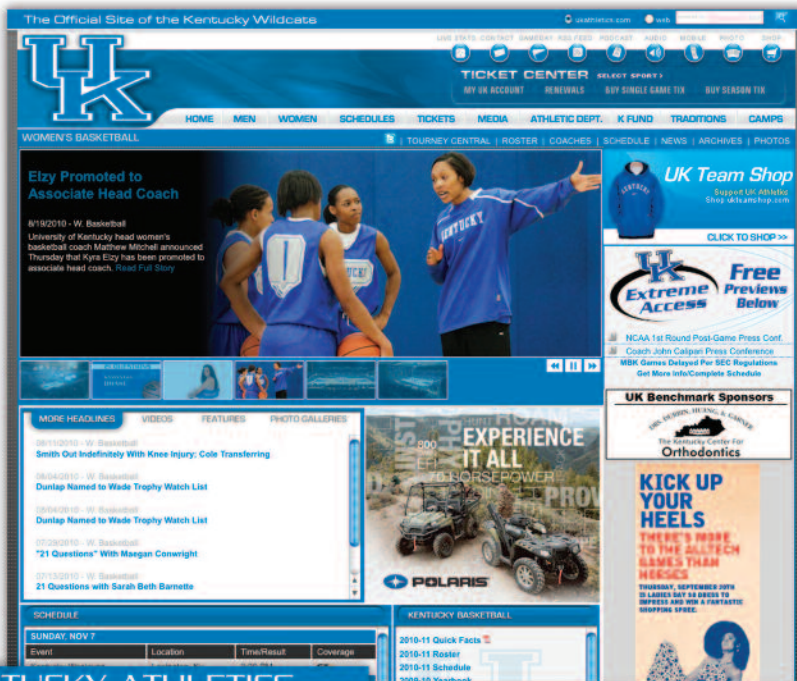
Sign up to receive, free of charge, the following types of information for only the sport they have selected:

Score Updates - Scores throughout each game, including the final score. Also, fans will be immediately alerted of UK game leaders.

Breaking News – Breaking news on your favorite UK sport

Schedule Updates – Be the first to know if a game is delayed due to inclement weather.

To sign up for the new Wildcats Alerts, go here: <http://my.textcaster.com>



UK Interactive

UK launched the first phase of a new in-house, commercial-free interactive website, Kentucky Athletics Interactive, in the fall of 2010. The website is meant to complement – not compete – with UK's official website, UKathletics.com, which will continue to serve as the primary online source for accessing up-to-date information about UK Athletics as well as purchasing tickets and other merchandise. The website will include a link to "UK Tube," the new official video site of the Kentucky Wildcats, which will feature new videos created by the UK Sports Video staff, as well as UK student-athletes, coaches and other staff, in accordance with NCAA rules and regulations.

- Follow the official UK Athletics Facebook (facebook.com/ukkentuckywildcats) and Twitter (UKHoopCats) pages to get up-to-the-minute information on Kentucky sports.



UK HOOPS KENTUCKY OUTLOOK WILDCATS STAFF REVIEW RECORDS HISTORY MEDIA



RADIO/TELEVISION CHART

UK HOOPS

KENTUCKY

OUTLOOK

WILDCATS

STAFF

REVIEW

RECORDS

HISTORY

MEDIA



JENNIFER O'NEILL
POINT GUARD

0

5-6 - Fr.
Bronx, N.Y.
(Saint Michael Academy)



A'DIA MATHIES
GUARD

1

5-9 - So.
Louisville, Ky.
(Iroquois HS)



CRYSTAL RILEY
POINT GUARD

3

5-5 - Jr. - TR
Memphis, Tenn.
(Hillcrest HS/LSU)



KEYLA SNOWDEN
GUARD

4

5-7 - Jr. - TR
Lexington, Ky.
(Lexington Catholic HS/Akron)



CARLY MORROW
GUARD

5

5-11 - Sr.
Lookout Mountain, Ga.
(Chattanooga Girls Preparatory)



BERNISHA PINKETT
GUARD

10

5-7 - R-Fr.
Washington, D.C.
(Howard D. Woodson HS)



SARAH BETH BARNETTE
FORWARD

11

6-2 - Fr.
Lexington, Ky.
(Lexington Christian Academy)



MAEGAN CONWRIGHT
GUARD

20

5-8 - Fr.
Arlington, Texas
(Timberview HS)



AMBER SMITH
POINT GUARD

24

5-6 - Sr.
Winter Haven, Fla.
(Winter Haven HS)



SAMANTHA DRAKE
FORWARD/CENTER

31

6-3 - Fr.
Bardstown, Ky.
(Nelson Co. HS)



KASTINE EVANS
GUARD

32

5-8 - Fr.
Salem, Conn.
(Norwich Free Academy)



VICTORIA DUNLAP
FORWARD

34

6-1 - Sr.
Nashville, Tenn.
(Brentwood Academy)



BRITTANY HENDERSON
FORWARD

40

6-2 - So.
Pasadena, Calif.
(John Muir HS)



MATTHEW MITCHELL
HEAD COACH

4th

Season
Louisville, Miss.
(Mississippi State, '95)



KYRA ELZY
ASSOCIATE HEAD COACH

3rd

Season
LaGrange, Ky.
(Tennessee, '01)



SHALON PILLOW
ASSISTANT COACH

2nd

Season
Addyston, Ohio
(Tennessee, '02)



MATT INSELL
ASSISTANT COACH

3rd

Season
Shelbyville, Tenn.
(Middle Tennessee, '07)



PAM STACKHOUSE
ASSISTANT AD/WBB

8th

Season
Jennings, La.
(Louisiana Tech, '91)

THE KENTUCKY WAY



NATION'S 10TH-LONGEST HOME WINNING STREAK (18)



SEC COACH OF THE YEAR

STATE FARM/WBCA ALL-AMERICAN



SEC PLAYER OF THE YEAR



SEC FRESHMAN OF THE YEAR



November

7 (Sun) KENTUCKY WESLEYAN (exh)
 12 (Fri) MOREHEAD STATE
 14 (Sun) @ Miami (Oh)
 21 (Sun) NOIRE D'AMIE - Pack the House
 Lady Eagle Thanksgiving Classic
 vs. Murray State
 26 (Fri) Consolation/Championship
 27 (Sat)

LEXINGTON
 LEXINGTON
 Oxford, Ohio
 LEXINGTON

Hattiesburg, Miss.
 Hattiesburg, Miss.

December

5 (Sun) @ Louisville
 7 (Tue) TENNESSEE TECH
 11 (Sat) @ UT-Chattanooga
 18 (Sat) ALABAMA A&M
 21 (Tue) ARKANSAS - PINE BLUFF
 29 (Wed) MIDDLE TENNESSEE ST.
 30 (Thu) TENNESSEE-MARTIN

Louisville, Ky.
 LEXINGTON
 Chattanooga, Tenn.
 LEXINGTON
 LEXINGTON
 LEXINGTON
 LEXINGTON

January

4 (Tue) @ Duke (ESPN)
 6 (Thu) ☆ @ Arkansas
 9 (Sun) ☆ GEORGIA (ESPN)
 13 (Thu) ☆ SOUTH CAROLINA
 16 (Sun) ☆ MISSISSIPPI STATE (FSN)
 20 (Thu) ☆ @ Florida
 23 (Sun) ☆ VANDERBILT - Alumni Day (ESPN)
 27 (Thu) ☆ @ Ole Miss (FSN)
 30 (Sun) ☆ @ Alabama

Durham, N.C.
 Fayetteville, Ark.
 LEXINGTON
 LEXINGTON
 LEXINGTON
 Gainesville, Fla.
 LEXINGTON
 Oxford, Miss.
 Tuscaloosa, Ala.

February

3 (Thu) ☆ AUBURN
 7 (Mon) ☆ TENNESSEE (ESPN 2)
 10 (Thu) ☆ @ South Carolina
 13 (Sun) ☆ LSU - WISCA Pink Zone (ESPN 2)
 17 (Thu) ☆ @ Georgia (FSN)
 20 (Sun) ☆ @ Vanderbilt (SEC Network)
 24 (Thu) ☆ ARKANSAS - Senior Night
 27 (Sun) ☆ @ Auburn (SEC Network)

LEXINGTON
 LEXINGTON
 Columbia, S.C.
 LEXINGTON
 Athens, Ga.
 Nashville, Tenn.
 LEXINGTON
 Auburn, Ala.

March

3-6 (Thu-Sun) SEC Tournament

Nashville, Tenn.

All times TBA. ☆ denotes SEC game - Home games in ALL CAPS and highlighted

