

KENTUCKY WOMEN'S
BASKETBALL 2013.14

NEXT




KENTUCKY WOMEN'S BASKETBALL

WHO'S NEXT?

SINCE 2010
UK HOOPS HAS...

- SCHOOL-RECORD
FOUR STRAIGHT
NCAA APPEARANCES
- THREE ELITE EIGHT
APPEARANCES
- SEC REGULAR-SEASON
CHAMPIONSHIP
- 64-3 HOME RECORD
- SEC-HIGH 19 AWARD WINNERS
- FOUR STRAIGHT AP
SEC PLAYERS OF THE YEAR
- TWO WNBA FIRST-ROUND
DRAFT PICKS
- SEVEN MCDONALD'S
ALL-AMERICANS
- AVERAGED 27.7 WINS
PER SEASON
- 100-PERCENT GRADUATION RATE
- FOUR STRAIGHT TOP-25
FINAL NATIONAL RANKINGS



From its inception at the turn of the 20th century ...
Through the toddling years of its modern varsity status in
the early seventies ... During the national contender years
of the early eighties ... And continuing with the excitement
of head coach Matthew Mitchell ... Kentucky women's
basketball has long been known for its spirited and
winning tradition. A combination of factors keeps that
tradition strong. Begin with a university that is
synonymous with basketball success. Add to that the
benefit of playing in the best basketball conference in the
nation. Throw in the greatest fans in the world.
Mix in a beautiful campus, outstanding facilities and
a fiery squad and ... you have a mecca for players
and basketball aficionados alike ... you have ...

KENTUCKY WOMEN'S BASKETBALL

@UKHoopCats

TABLE OF CONTENTS

FOLLOWING THE CATS

Quick Facts	4
TV/Radio Chart	5
UK Directory/Media Policies	6-7
Parking Maps	8
Following the Cats	9-10
Cats on the Radio/Internet	11-12
Southeastern Conference Media Relations	13
SEC Composite Schedule	14-15
Opponent Media Relations	16
2013-14 Opponent Quick Facts	17-20
SEC Tournament Bracket	21
NCAA Tournament Bracket	22

MEET THE WILDCATS

Azia Bishop	24-25
Samantha Drake	26-27
Kastine Evans	28-29
Bria Goss	30-31
Jennifer O'Neill	32-33
Bernisha Pinkett	34-35
Jelleah Sidney	36-37
DeNesha Stallworth	38-39
Janee Thompson	40-41
Samarie Walker	42-43
Newcomer Makayla Epps	44
Newcomer Kyvin Goodin-Rogers	45
Newcomer Linnae Harper	46
2013-14 Roster	47
Why the All-Americans Choose Kentucky	48

COACHING STAFF

Head Coach Matthew Mitchell	50-54
Assistant Athletics Director Ukari Figgs	55
Assistant Coach Jeff House	56-57
Assistant Coach Shalon Pillow	58-59
Assistant Coach Danielle Santos	60-61
Athletics Support Staff	62-64

UNIVERSITY OF KENTUCKY

University of Kentucky	66-67
President Dr. Eli Capilouto/UK AD Mitch Barnhart	68

2012-13 REVIEW

2012-13 Review	70-73
2012-13 Game-by-Game Results	74
2012-13 Final Stats	75-76
2012-13 Game-by-Game Team Stats	77
2012-13 Superlatives/Team Highs and Lows	78
2012-13 SEC Standings	79
2012-13 SEC Final Individual Stats	80
2012-13 SEC Final Team Stats	81
2012-13 Game-by-Game Reviews	82-90
Departed Seniors	91-92

RECORDS/HISTORY

Year-by-Year Team Stats	94-96
All-time Letterwinners	97
All-time Roster by State	98-99
Cats by the Numbers	100
Year-by-year Starters	101
All-time Coaches	102
All-time Assistants	103
All-time Teams	104-109
Cats in the WNBA/Professional Ranks	110
Cats Represent America	111
Retired Jersey - Valerie Still	112
UK Career Records	113-114
Team Season Top-10 Performances	115
UK Single-season Records	116
UK Single-game Records	117
UK Team & Individual Record	118
Scoring - Total Points	119
Year-by-Year Scoring	120
Field Goals	121
Three-Point Field Goals	122
Free Throws	123
Rebounds	124
Assists	125
Blocks	126
Steals	127
Streaks	128
Miscellaneous Records	129-132
Double-doubles	133-135
UK Freshman Records	136
Year-by-year Results	137
All-Time Results	138-146
Records vs. Major Conferences	147
Scores vs. All Opponents	148-152
UK Best vs. SEC Opponents	153
UK in the National Rankings	154-160
UK in Regular-Season Tournaments	161-163
UK Records in SEC Tournament	164-165
UK Records in NCAA Tournament	166
UK NCAA Tournament Game-by-Game	167-168
All-time NCAA Tournament Teams	169-172
UK in the WNIT	173-174
Memorial Coliseum	175
Memorial Coliseum Records	176
Rupp Arena	177
Rupp Arena Records	178
Individual Honors	179-181
1,000-point Club	182-185
The Early Era	186
UK Hoops Timelines	187-203
Victory Club	204

To obtain additional copies of the
2013-14 Kentucky Women's Basketball Facts Book,
 contact the UK Media Relations office at 859-257-3838

CREDITS

The 2013-14 Kentucky Women's Basketball Facts Book was published by the University of Kentucky Athletics Department, Mitch Barnhart, Director.

UK Athletics Department

Joe Craft Center • 338 Lexington Ave.
Lexington, Ky 40506-0604 • 859-257-8000

Written & Compiled

Susan Lax
Weston Pletcher

Editors

Susan Lax, Weston Pletcher, Guy Ramsey

Editorial Assistants

Cory Weigel, Metz Camfield, Kevin Britton,
Sean Cartell, Evan Crane,
Melanie Curtsinger,
Rena Vicini, Rachel Smith, Chris Shoals

Cover Design and Layout

Kim Troxall

Photography Credits

Pete Camagna, Chet White,
Britney McIntosh, *Lexington Herald-Leader*,
WNBA Photo Services, Fernando Medina,
Team Coyle (David Coyle, Joseph Rey Au,
David Robertson, George Green,
Bill Patterson and Ken Weaver),
USA Basketball, Chuck Perry, Victoria Graff,
AP/Wide World, Kentucky Tourism,
UK Public Relations, Susan Lax,
Matt Steinke, NCAA, SEC, UK Hoops team
and coaches

Printing

Welch Printing


Special Thanks

UK Public Relations, Kelley Bozeman,
Beth Hanna, Jamie Holloway, Kathy Laws,
Molly Mazzolini, Holly Ratliff, Amy Ratliff

The 2013-14 Senior Class



Kentucky has one of the top publications departments in the country, winning several national awards each year from the College Sports Information Directors of America (CoSIDA). The UK Hoops media guide has been judged in the top 10 four times, including Best in the Nation and Best Cover in 2009 and Best in the Nation in 2010.



General Information

Location Lexington, Ky.
 Enrollment 29,928
 Founded 1865
 Colors Blue & White
 Nickname Wildcats
 Conference Southeastern
 Arena Memorial Coliseum (8,000)
 All-Time Record In Arena (Years) 372-141 (72.5)
 (39 years-does not include '74-75 season)
 Memorial Coliseum Press Row 859-323-5900
 Joe Craft Center Ticket Office 859-928-CATS
 Web site www.UKathletics.com
 Twitter/Instagram @UKHoopCats

Administration

President Dr. Eli Capilouto (Alabama, 1971)
 Faculty Rep Joseph L. Fink III (Philadelphia College of Pharmacy & Science, 1970)
 Athletics Director Mitch Barnhart (Ottawa, 1981)
 Senior Woman Admin. Sandy Bell (George Peabody College, 1970)
 Athletics Phone Number (859) 257-8000

Media Relations Information

Basketball Contact Susan Lax (Freed-Hardeman, 1995)
 Associate Media Relations Director
 E-mail slax0@uky.edu
 Office Phone 859-257-8420
 Cell Phone 859-608-5019
 Office Fax 859-323-4310
 Office Address Joe Craft Center, 338 Lexington Avenue
 Lexington, KY 40506-0604
 Assistant Basketball Contact Weston Pletcher (Kansas, 2011)
 E-mail weston.pletcher@uky.edu
 Office Phone/Cell Phone: 859-257-3838/316-322-5778

UK Hoops Staff

Head Coach Matthew Mitchell (Mississippi State, 1995)
 Overall Collegiate Coaching Record 174-91 (8 years) 65.6%
 Morehead State 30-29 (2 years) 50.8 %
 Kentucky 144-62 (6 years) 69.9%
 Assistant Coaches Jeff House (Nazareth College, 1987)
 Shalon Pillow (Tennessee, 2002)
 Danielle Santos (Florida, 2006)
 Asst. AD/Women's BB Ops Ukari Figgs (Purdue, 1999)
 Recruiting Assistant Amy Tilley (Kentucky, 2007)
 Staff Support Associate Beth Price (Kentucky, 2006)
 Staff Support Associate Crystal Riley (Kentucky, 2012)
 Video Exchange Bob Dunn (Dayton, 2010)
 Trainer Courtney Jones (Purdue, 2001)
 Strength Coach John Spurlock (Hanover College, 2005)
 Team Physician Dr. Robert Hosey (Virginia Tech, 1989)
 Office Phone 859-257-6046

2012-13 Review

Record 30-6 (school record for wins)
 Home 16-1
 Away 9-3
 Neutral 5-2
 SEC (Finish) 13-3 (2nd)
 SEC Tournament (Record) SEC Tournament Finals (2-1)
 defeated Vanderbilt, 76-65, quarterfinals
 defeated #12/12 Georgia, 60-38, semifinals
 lost to #19/19 Texas A&M, 75-67, finals
 NCAA (Record) NCAA Elite Eight (3-1 as No. 2 seed)
 defeated Navy, 61-41, first round
 defeated #18/15 Dayton, 84-70, second round
 defeated #15/16 Delaware, 69-62, Sweet 16

..... lost to No. 3/3 Connecticut, 83-53, Elite Eight
 Final Poll Rankings No. 7 (AP) / No. 7 ESPN/USA Today
 Final Attendance Ranking No. 11 (NCAA)

UK IMG Sports Network (Radio)

Broadcast Info UK IMG Sports Network
 Play-by-Play Announcer Neil Price (9th year)

UK IMG Sports Network (Television)

Play-by-play Announcer Garry Gupton
 Color Analyst Christi Thomas
 Sideline Carl Nathe

Local Beat Writers

Lexington Herald-Leader Jen Smith
 jsmith3@herald-leader.com
 Associated Press Gary Graves
 GBGraves@ap.org

UK Videotape Footage

UK Sports Video 859-257-4830

History

Seasons of Basketball Entering 40th season
 All-Time Record: 686-477 (.589)
 All-Time SEC Record (regular-season games only): 158-219 (.419)
 All-Time SEC Tournament Record: 27-35 (.435)
 SEC Tournament Titles: Two (2012 and 1982)
 NCAA Tournament Appearances: 10 (Last in 2013; Four consecutive)
 NCAA Tournament Record: 14-10 (.583)

2013-14 PREVIEW

Letterwinners Returning/Lost: 10/3

Starters Returning/Lost: 4/1

Newcomers: 3

Starters Returning (4)

No.	Player	POS	HT	CL	Ppg.	Rpg.
11	DeNesha Stallworth	F	5-9	Sr.	12.5	6.0
0	Jennifer O'Neill	PG	5-6	Jr.	10.9	2.3
23	Samarie Walker	F	6-1	Sr.	8.7	8.1
32	Kastine Evans	G	5-8	Sr.	4.3	2.0

Starters Lost (1)

1	A'dia Mathies	G	5-9	Graduate	16.1	4.5
---	---------------	---	-----	----------	------	-----

Other Letterwinners Returning (6)

No.	Player	POS	HT	CL	Ppg.	Rpg.
13	Bria Goss	G	5-10	Jr.	8.8	2.9
3	Janee Thompson	PG	5-7	So.	4.0	1.0
50	Azia Bishop	F/C	6-3	Jr.	3.7	3.2
31	Samantha Drake	C	6-3	Sr.	2.6	1.4
10	Bernisha Pinkett	G	5-7	Sr.	2.8	1.6
12	Jelléah Sidney	F	6-2	Jr.	1.9	1.3

Other Letterwinners Lost (2)







No.	Player	POS	HT	CL	Ppg.	Rpg.
40	Brittany Henderson	F	6-2	Graduate	1.1	2.2
20	Maegan Conwright	G	5-8	Jr./TR	2.4	0.8

Newcomers (3)

No.	Player	POS	CL	HT	Hometown/Previous School
5	Kyvin Goodin-Rogers	F	Fr.	6-1	Lebanon, Ky./Marion Co. HS
15	Linnæ Harper	G	Fr.	5-8	Chicago, Ill./Whitney Young HS
25	Makayla Epps	G	Fr.	5-10	Lebanon, Ky./Marion Co. HS

RADIO/TELEVISION CHART

 JENNIFER O'NEILL POINT GUARD 0 5-6 – Jr. Bronx, N.Y. <i>(Saint Michael Academy)</i>	 JANEE THOMPSON POINT GUARD 3 5-7 – So. Chicago, Ill. <i>(Whitney Young HS)</i>	 KYVIN GOODIN-ROGERS FORWARD 5 6-1 – Fr. Lebanon, Ky. <i>(Marion Co. HS)</i>	 BERNISHA PINKETT GUARD 10 5-7 – Sr. Washington, D.C. <i>(Howard D. Woodson HS)</i>	 DENESHA STALLWORTH FORWARD 11 6-3 – Sr. Richmond, Calif. <i>(Pinole Valley HS/California)</i>	 JELLÉAH SIDNEY FORWARD 12 6-2 – Jr. Queens Village, N.Y. <i>(Queens Village, N.Y./Chipola JC/Saint Michael Academy)</i>
--	--	---	---	---	---

 BRIA GOSS GUARD 13 5-10 – Jr. Indianapolis, Ind. <i>(Ben Davis HS)</i>	 LINNAE HARPER GUARD 15 5-8 – Fr. Chicago, Ill. <i>(Whitney Young HS)</i>	 SAMARIE WALKER FORWARD 23 6-1 – Sr. West Carrollton, Ohio <i>(Chaminade-Julienne HS/UCConn)</i>	 MAKAYLA EPPS GUARD 25 5-10 – Fr. Lebanon, Ky. <i>(Marion Co. HS)</i>	 SAMANTHA DRAKE FORWARD/CENTER 31 6-3 – Sr. Bardstown, Ky. <i>(Nelson Co. HS)</i>	 KASTINE EVANS GUARD 32 5-8 – Sr. Salem, Conn. <i>(Norwich Free Academy)</i>
--	---	--	--	---	--


AZIA BISHOP
 FORWARD/CENTER
50
 6-3 – Jr.
 Toledo, Ohio
(Start HS)

COACHING STAFF


MATTHEW MITCHELL
 HEAD COACH
7th
 Season
 Louisville, Miss.
(Mississippi State, '95)

JEFF HOUSE
 ASSISTANT COACH
1st
 Season
 Jamestown, N.Y.
(Nazareth College, '87)

SHALON PILLOW
 ASSISTANT COACH
5th
 Season
 Addyston, Ohio
(Tennessee, '02)

DANIELLE SANTOS
 ASSISTANT COACH
2nd
 Season
 Marietta, Ga.
(Florida, '06)

UK ATHLETICS DIRECTORY

MEDIA RELATIONS STAFF



Tony Neely
Media Relations
Director
tneely@uky.edu



Susan Lax
Associate Media
Relations Director
Women's Basketball
Contact
859-608-5019
slax0@uky.edu



John Hayden
Associate Media
Relations Director
john.hayden@uky.edu



Brent Ingram
Assistant Media
Relations Director
brent.ingram@uky.edu



Deb Moore
Assistant Media
Relations Director
deb.moore@uky.edu



Evan Crane
Assistant Media
Relations Director
wesley.crane@uky.edu



Jamie Holloway
Office Coordinator
jamie.holloway@uky.edu



Jake Most
Media Relations
Assistant
jake.most@uky.edu



Charlie Healy
Media Relations
Assistant
charlie.healy@uky.edu



Weston Pletcher
Media Relations Assistant
Secondary WBB Contact
316-322-5778
weston.pletcher@uky.edu



Chet White
Staff Photographer
whiteca3@gmail.com



Britney McIntosh
Photography Intern
britneymiles@gmail.com

Student Assistants:

Will Kindred: wski222@uky.edu

Chris Shoals: cmsh223@uky.edu

Important Numbers

Media Relations.....(859) 257-3838

Joe Craft Center Ticket Office(859) 257-1818
or (800) 928-CATS
Memorial Coliseum Press Row(859) 323-5900
Media Relations Fax(859) 323-4310
Twitter/Instagram@UKHoopCats and @ukathleticsnews
Facebook.....University of Kentucky Women's Basketball

Mailing/Overnight Address:

University of Kentucky Media Relations
Joe Craft Center
338 Lexington Avenue
Lexington, KY 40506

UK Administration257-1701

Dr. Eli Capilouto, President

UK Athletics Administration257-8000

Mitch Barnhart, Athletics Director
DeWayne Peevy, Deputy Athletics Director
Marc Hill, Exec. Assoc. Athletics Director/Internal Operations
Russ Pear, Senior Associate Athletics Director/Facilities/Operations
Melissa Gleason, Associate Athletics Director/Finance
Stephanie Tracey-Simmons, Assistant Athletics Director
Shellee Hein, Executive Associate to Athletics Director

Academics (CATS)257-1897

Bob Bradley, Associate Athletics Director/CATS
Barbara Deniston, Director of Academic Services
Tiffany Hayden, Academic Counselor/Women's Basketball

Basketball Office257-6046

Matthew Mitchell, Head Coach
Jeff House, Assistant Coach
Shalon Pillow, Assistant Coach
Danielle Santos, Assistant Coach
Ukari Figgs, Assistant Athletics Director/Women's Basketball
Bob Dunn, WBB Coaching Video Coordinator
Amy Tilley, WBB Recruiting Assistant
Beth Price, Staff Support Associate
Crystal Riley, Staff Support Associate

Event Management/Facilities257-8000

Kevin Saal, Associate Athletics Director/Event Operations, Championships
Scott Clark, Assistant Athletics Director/Facilities
Jamie Legate, Director, Event Management & Championships
Rodney Stiles, Assistant Athletics Director/Event Management
Jamie Moberly, Events Coordinator
Andy Adrianse, Assistant Director/Event Management
Kate Ballard, Event Coordinator, Event Management & Championships
Scott Geisinger, Event Coordinator, Event Management & Championships

K Fund257-8000

Chandace Chaffin, Senior Associate Athletics Director/Development
Katie Eiserman, K Fund Director
Lori Donaldson, Director of Major Gifts
Elizabeth Briggs, K Fund Relations Coordinator
Stephen Deaton, Development Officer
Taylor Burgess, Development Assistant
Karen Lilly, Administrative Support Associate

Compliance257-8604

Sandy Bell, Executive Associate Athletics Director/Student Student Affairs
Rachel Baker, Senior Associate Athletics Director/Compliance
John Butler, Assistant Athletics Director/Compliance
Heather McAtee, Assistant Athletics Director/Academics, Eligibility
Ryan Hillenberg, Director of Compliance
Jenna Newsome, Compliance Assistant

Marketing & Licensing.....257-8022

Jason Schlafer, Associate Athletics Director/Marketing, Licensing
Nathan Schwake, Assistant Athletics Director/Marketing & Licensing
Alyx Ayer, Assistant Marketing Director

Ticket Office.....257-1818

Joe Sharpe, Associate Athletics Director/Ticket Operations
Cathy Hurst, Director of Ticket Operations
Kim Irwin, Associate Director of Ticket Operations
Emily Dent, Assistant Director of Ticket Operations

Strength/Conditioning & Training257-2750

Courtney Jones, Senior Athletic Trainer
John Spurlock, Strength/Conditioning Coach

Video257-4830

Shane Fannin, Director of Sports Video
Greg Gorham, Sports Video Productions Coordinator
Matt Rasor, Graphics Coordinator



Craig Hornberger
Director of Athletic
Multimedia
chorn3@uky.edu



Kim Troxall
Creative Director
kim.troxall@uky.edu



Cailyn Huston
Asst. Multimedia
Director
cailyn.huston@uky.edu



Pete Camagna
Assistant Director /
Web Development
pete.camagna@uky.edu



Guy Ramsey
Assistant Director /
New Media
guy.ramsey@uky.edu

MEDIA POLICIES

Credential Requests

Current season credentials previously issued for football and/or men's basketball, will be accepted for use in covering home UK Hoops games. If you do not have season credentials for football or men's basketball but wish to cover UK Hoops throughout the season, e-mail your season credential requests to:

Susan Lax
Associate Director of Media Relations
e-mail: slax0@uky.edu

SEC Credential Policy

By accepting or using a media credential ("Credential") for access to any game or athletic contest sponsored or hosted by the Southeastern Conference (the "SEC") or by any one or more of its member institutions (herein an "Event" or the "Events") each person and entity issued such a Credential (herein referred to, along with the employer of each such person, collectively as a "Bearer") agrees to the following terms and conditions:

General

Each Bearer must be and hereby represents that he or she is acting on a specific assignment for an accredited media agency and has a legitimate working function in connection with the Event attended. The Credential is not transferable and may be revoked at any time.

The rights and privileges granted to Bearer may be terminated if any term or condition for use of the Credential is breached. The unauthorized use of the Credential subjects the Bearer to ejection from the Event.

While within the Event venue, Bearer shall, at all times, adhere to the policies in place for the Event, abide by and respect access limitations, and accept and follow directions provided by the SEC or the SEC member institution(s) hosting the Event.

Bearer assumes all risks incidental to the performance by the Bearer of Bearer's services in connection with the Event and assumes all risks incidental to each Event, whether occurring before, during or after the actual playing of the Event, and agrees that the SEC, its member institutions, and their respective agents, employees, directors, officers, student-athletes, coaches, and contractors shall not be liable for bodily injury, property damage or theft losses suffered or incurred by Bearer at the Event. Bearer understands that sports contests are physical, and that in the normal course of play it is possible for balls, players, or other objects to leave the court, track, course, or field of play and impact spectators. Bearer hereby waives and releases any and all Claims (as defined below) against the SEC and its member institutions arising directly or indirectly from any such injury, including those attribut-



able to their negligence or that of their agents.

In the event that the name or likeness of Bearer is included in any broadcast, telecast, photograph, film, video or other media taken in connection with any Event, Bearer grants the SEC (or, if the media is controlled by a SEC member, grants such SEC member) the nonexclusive, transferable, perpetual right and license to use (and to sub-license the use of) such name and likeness in any media worldwide whether now known or thereafter devised.

Bearer agrees to indemnify and save harmless the SEC, its member institutions, and their respective agents, employees, directors, officers, student-athletes, coaches, and contractors, of and from any and all claims, liabilities, demands and causes of action asserted by persons and entities other than the SEC and its member institutions (jointly "Claims") arising out of any act or omission, or anything done or purported to have been done, by Bearer, including but not limited to Claims arising from Bearer's breach of any term or condition hereof. With respect to any Claim that might give rise to liability of the Bearer as an indemnitor, the indemnified party shall: (a) have the right to fully participate in the litigation of such claim with counsel selected by the indemnified party at the sole expense of the Bearer, and (b) not be obligated, without its consent, to participate in any settlement of such Claim.

SEC Real-Time Internet Policy

By acceptance and use of an SEC media credential, the holder agrees to the following conditions for any and all athletic events hosted by the SEC and its member institutions:

1. The SEC and its member institutions grant a media organization a limited license to use certain gathered information on the media organization's own Internet or online site beginning at the start of an athletic event and up to the conclusion of such

event, all subject to the following limitations and conditions:

(a) No more than 10 still photographs may be used for news coverage of the game and other editorial purposes during the event.

(b) Video tape may only be shown as part of a single, non-archived, online "simulcast" of a television station's regularly-scheduled news program.

(c) While a game is in progress, the use of textual statistical information is time-delayed and limited in amount (e.g., updates pertaining to score, injuries and national, conference or institutional record-breaking performances, a condensed half-time story) so that an organization's Internet or online game coverage does not undercut the authorized and rights-paying fee organization's rights to play-by-play accounts of the game and/or exclusivity as to such rights.

2. Any proposed media use on an Internet or online sight of the game information that is more detailed and/or more than described above will require separate written authorization by the SEC and/or its member institutions. However, such written authorization will not permit the use of game information in entertainment contexts and will not authorize game coverage that, due to immediacy or detail, constitutes or approaches a play-by-play account of a game.

3. Should any of these conditions be breached, the SEC and/or its member institutions will issue a written warning for the first violation. If this violation occurs during the last game of the institutions' regularly-scheduled season, the media organization may not be credentialed for the SEC Tournament. A second violation of this policy will result in revocation of credentials to cover future basketball games hosted by the SEC and/or its member institutions.

MEDIA PROCEDURES

Media Services

Interview Policies-General — All interviews with Kentucky women's basketball players or staff members must be arranged through the Media Relations office. Media should never contact a player or coach directly. Team locker rooms, and other team quarters are private team areas. Media members are not permitted in these areas unless accompanied by appropriate University personnel.

Practice — Practice will run from 8:30-10:30 a.m. ET on the women's court of the Joe Craft Center. Media planning to attend practice should call in advance due to changing practice schedules during the season. Player and coaches interviews can be conducted prior to or following each practice. Game-day shoot-arounds are closed to the media.

News Conference — Coach Mitchell and selected players meet with members of the media in the Memorial Coliseum media room at schedule times to be announced.

Telephone Player Interviews — Request telephone interviews at least 24 hours in advance through the Media Relations office. Telephone requests will be returned when players' schedules allow.

Postgame Interviews — Selected players and both head coaches will be available to the media following a 10-minute cooling off period at the end of the game in the Memorial Coliseum media room.

Approximately 10 minutes after the game ends, Coach Mitchell conducts his postgame press conference while a player is taken to the UK IMG Sports Radio Network. Following Coach Mitchell's press conference and the visiting team's press conference, selected UK players are brought to the media interview room.

SIDs from each school should be asked to coordinate any other interview requests.

Quotes will be available for all working media in the UK Media Relations Office and on the official UK website, UKAthletics.com.

UKAthletics.com — The official Web site for University of Kentucky Athletics is updated 24 hours before each game with the latest game notes and quotes from Coach Mitchell and selected players.

Following each game, the site will post a game box score with summary, postgame quotes and notes from all home games and updated season statistics.

Accessing Publicity Photos/Logos — Media members wishing to obtain photos and logos of the University of Kentucky women's basketball team may do so by utilizing the XOS Vault System. Please contact a member of the UK Media Relations Office for the website and login information.

Radio/TV Rights — Broadcasting rights to UK Hoops games are assigned exclusively to IMG College (formerly Host Communications) of Lexington. Contact Mike Dodson, network coordinator, at (859) 226-4678 for questions. Two phone lines and an ISDN line are provided for visiting radio on press row.

Video Highlights/Feeds — UK Video Services can provide highlight footage of most UK games. Contact Shane Fannin at (859) 257-9863 to request assistance. Video highlight feeds for non-televised games will be announced prior to the games.

Game Day Media Services

Media Parking — A limited number of parking spaces are available in the back of Memorial Coliseum off Rose Street and College Blvd. Requests for parking should be made when submitting press and/or photo credential requests.

Media Entrance/Will Call — The media entrance is located in the back of Memorial Coliseum (behind Papa John's and Qdoba). The entrance is marked MEDIA ROOM. Credentials are not available at the public Will Call window on Euclid Avenue and will not be mailed.

Media Room — The media room is located in Memorial Coliseum and can be accessed through the hallway on the press row side of the Coliseum. Working facilities, with electrical outlets and a limited number of telephones, are available.

Media Services — The University of Kentucky uses a computerized statistics system. Working media will receive:

- Game program and notes
- Final statistics
- Shot charts
- Halftime statistics
- Complete play-by-play
- Coach and player quotes

Wireless Access — Memorial Coliseum offers free wireless internet service to media members. To log on, open a browser window, go to <https://ukwg1.uky.edu>, sign in as a Guest and type in a valid email address.

To use the UK Wireless Network, you must select the 'ukyedu' network name (SSID, service set identifier) from the list of available wireless networks that appear in your wireless card configuration program, and WEP (wireless encryption protocol) must be disabled.

For more information about wireless access to UK computing systems, please see the Wireless Authentication page (<http://www.uky.edu/Wireless/authentication.html>).

Stats on Your Laptop — The University of Kentucky has partnered with BCS Stats Systems to provide stats technologies, namely its StatMonitr wireless stat monitors and online media stats, at Kentucky women's basketball home games this season.

To access live game stats on your personal laptop, go to: <http://kentucky.bcsstats.com>. Passwords, if applicable, will be distributed on game day.

Press Row Telephone — Working media not able to attend games at Memorial Coliseum may get score updates by dialing (859) 323-5900 or by logging on to the official website: UKAthletics.com

Photographers — The photo zones are located in each end zone of the playing floor. Some photo spots have been assigned. Because of safety concerns, no shooting is allowed on either sideline. See Chet White at the site for technical assistance.



FOLLOWING THE CATS

MEDIA OUTLETS

Print Media

Associated Press

(Gary Graves)
GBGraves@ap.org
100 Midland Ave.
Lexington, KY 40508
(859) 254-2070

Danville Advocate-Messenger

(Larry Vaught, Hal Morris, Mike Marsee)
larry@amnews.com
330 South Fourth St.
Danville, KY 40422
(859) 236-2551

The State-Journal

(Philip Case, Brian Rickerd)
sports@state-journal.com
1216 Wilkerson Blvd.
Frankfort, KY 40601
(502) 227-4556

Kentucky Kernel

sports@kykernel.com
026 Grehan Journalism Bldg
Lexington, KY 40506
(859) 257-1915

Kentucky New Era

(Joe Wilson)
jwilson@kentuckynewera.com
1618 East 9th St.
Hopkinsville, KY 42241
(270) 886-4444

Lexington-Herald Leader

(Jennifer Smith)
jsmith3@herald-leader.com
100 Main and Midland
Lexington, KY 40508
(859) 231-3227
(800) 950-6397

Louisville Courier-Journal

(Kyle Tucker, Michael Grant)
sports@courier-journal.com
525 W. Broadway
Louisville, KY 40201
(502) 582-4011
(800) 765-4011

Murray Ledger & Time

(Ricky Martin, Jack Kees)
sports@murrayledger.com
1001 Whitnell Ave.
Murray, KY 42071
(270) 753-1916

Paducah Sun

(Dusty Luthy Shull)
dshull@paducahsun.com
P.O. Box 2300
Paducah, KY 42002
(270) 575-8665

Winchester Sun

(Keith Taylor)
ktaylor@winchestersun.com
(859) 744-3123

Radio

WLK Radio

(Scott Johnson)
news@WVLKam.com
300 W. Vine St.
Lexington, KY 40507
(859) 253-5900

WLAP Radio, 630 AM

(Josh Everett)
2601 Nicholasville Rd.
Lexington, KY 40503
(859) 422-1000
josheverett@clearchannel.com

WHAS Radio, 840 AM

(Lachlan McLean)
lach@whas.com
4000 #1 Radio Dr.
Louisville, KY 40218
(502) 479-2222

WLXG Radio, 1300 AM

(Chris Cross, Mike Cameron, Matthew Laurence)
celliott@lmcomm.com,
ccross@lmcomm.com
(859) 233-1515

WLW Radio, 700 AM

(Bill Dennison)
seg@700wlw.com
(513) 686-8300

Kentucky Sports Radio

(Matt Jones, Drew Franklin, Tyler Thompson)
(919) 308-6892
matt.jones@kentuckysportsradio.com

Kentucky News Network

(Nathan Butler)
operations@kentuckynewsnet-
work.com
(502) 479-2253

Tom Leach Productions

(Tom Leach)
tom@tomleachky.com;
leachreport@gmail.com
(859) 368-8276

Larry Glover Live

(Larry Glover)
larrygloverlive@gmail.com
(859) 338-8863

Big Blue Insider

(Dick Gabriel)
dickgabriel141@gmail.com
2601 Nicholasville Road

The University of Kentucky is in the midst of a landmark 10-year deal for the University's expanded multi-media marketing rights.

The agreement was signed in 2005 with IMG College (formerly Host Communications) and Gray Television. IMG partnered with Lexington's top-rated television station, WKYT, to pay the University \$80.5 million over the 10 years of the agreement, making it one of the most lucrative deals of its kind in NCAA history.

Also, enhancing Kentucky's national presence is the SEC's unprecedented 15-year deal with ESPN. In the fifth year of its agreement with ESPN, 58 regular season games and all 13 tournament games will be televised live in 2013-14.

"The SEC Network, through the efforts of ESPN, will be the largest college sports syndication television package in the country," SEC Commissioner Mike Slive said. "The SEC will be the most widely distributed conference in the country, utilizing every known distribution platform, including national network, national cable, over the air syndication, regional cable, Internet, broadband, and mobile TV phones, all of which will be supplemented by the SEC Digital Network and our local institutional packages."

ESPN's deal is reportedly worth more than \$2 billion, the most lucrative in history for a college athletics conference.



In addition to the SEC TV pacts, the UK IMG Sports Network features full-game action of five selected UK Hoops home games that also will be broadcast on Fox Sports Net South. The crew includes WKYT-TV sports anchor Christi Thomas (left) as the analyst and former WHAS-TV sports anchor Garry Gupton (right) on play-by-play. Sideline reporter Carl Nathe (pictured above) also is a member of the UK IMG Sports TV crew for UK Hoops.

UK IMG SPORTS NETWORK TELEVISED GAMES

Five games are selected each year by the UK IMG Sports Network and Fox Sports South. Check UKAthletics.com for all TV listings and starting times. The five games for the 2013-14 season are:

- Nov. 17 (Sun) CENTRAL MICHIGAN – 2 p.m.
- Dec. 1 (Sun) LOUISVILLE – 1 p.m.
- Dec. 15 (Sun) EAST TENNESSEE STATE – 2 p.m.
- Dec. 22 (Sun) DUKE (Rupp Arena) – 3 p.m.
- Feb. 20 (Thurs) SOUTH CAROLINA – 7 p.m.



FOLLOWING THE CATS

THE MATTHEW MITCHELL TV SHOW

The Matthew Mitchell Show, featuring highlights of recent games and player profiles, is hosted by Coach Mitchell along with co-host Christi Thomas. The show can be seen on Lexington's WKYT Channel 27 (Cable 2) and also is available on UKAthletics.com. Check local listings for dates and times.



- SEC teams will play a minimum of EIGHT games (16 appearances) on ESPN or ESPN2 and one of the networks will also televise the conference tournament championship game.
- ESPNU will also feature a minimum of EIGHT games (16 appearances) by SEC teams, in addition to the women's conference tournament semifinals.
- ESPN Regional Television (known as the SEC Network) will syndicate ONE game-of-the-week during the regular season.
- In addition to the ESPN games, FS South will air a minimum of 16 games and CSS will air a minimum of 16 games.

• The NCAA Tournament 1st/2nd rounds will be on FS South or CSS (decision has not been made yet); the Semifinals will be on ESPNU and the Championship on ESPN or ESPN2.

• In addition to the SEC/ESPN TV pacts, the UK IMG Sports Network will feature full-game, tape-delayed action of at least FIVE UK women's basketball home games that are not televised by ESPN. The network serves eight over-the-air stations and Fox Sports Net South on cable.



MEDIA OUTLETS

Specialty Outlets

The Cats' Pause
[247.com Affiliate]
(Darrell Bird, John Hale)
dbird@catspause.com
2623 Regency Road
Lexington, KY 40503
(859) 278-3474

247sports.com
(Chris Fisher)
c.fish00@gmail.com

Kentucky Scout
[Scout.com Affiliate]
(Jeff Drummond)
JDrumUK@gmail.com
(859) 629-8158

Cats Illustrated
(Rivals.com Affiliate)
(Brett Dawson, Ben Jones, T.J. Walker)
bdaws96@gmail.com; jones-benjaminw@gmail.com

IMG College
(Mike Dodson, Matt Coy)
mike.dodson@imgworld.com,
matt.coy@imgworld.com
546 E. Main St.
Lexington, KY 40508
(859) 226-4678

Kentucky Alumni Communications
(Kelli Elam)
kelli.elam@uky.edu
400 Rose St.
King Alumni House
Lexington, KY 40506

KentuckySports.com
(Matt McCarthy)
(502) 889-1587
mattm@kentuckysports.com

KentuckySportsReport.com
(Larry Vaught, Lonny Demaree)
(859) 236-2551 ext. 253
larry@amnews.com
lonny.demaree@insightbb

KYForward.com
(James Pennington)
606-226-6187

BleedBlueKentucky.com
(Aaron Cordero)
(704) 798-5086
aseaofblue@gmail.com

KentuckyHeartBeat.com
(Tyler Smith)
(859) 321-7112
tyler.smith@kentuckyheartbeat.com

BigBlueTimes.com
(Jonathan Mason)
(859) 595-4504
Jonathan@bigbluetimes.com

NationofBlue.com
(Scott Anderson)
(606) 375-6740
scott@nationofblue.com

Television Stations
WKYT-TV (CBS)
(Rob Bromley, Brian Milam, Lee K. Howard, Steve Moss)
sportstip@wkyt.com
brian.milam@wkyt.com
rob.bromley@wkyt.com
lhoward@wkyt.com
steve.moss@wkyt.com
2851 Winchester Road
Lexington, KY 40502
(859) 299-0411

WLEX-TV (NBC)
(Alan Cutler, Keith Farmer, Kyle Scott)
acutler@wlex.com
kfarmer@wlex18.com
kscott@wlex18.com
P.O. Box 1457
Lexington, KY 40588
(859) 381-1801

WTVQ-TV (ABC)
(Alex Risen, Keenan Singleton)
arisen@wtvq.com
ksingleton@wtvq.com
6940 Man O War Blvd.
Lexington, KY 40509
(859) 299-3636

WDRB-TV (Fox)
(Tom Lane, John Lewis, Rick Bozich, Eric Crawford, Steven Andress)
doney@wdrb.com
jlewis@wdrb.com
ecrawford@wdrb.com
sandress@wdrb.com
624 W. Muhammad Ali Blvd.
Louisville, KY 40203
(502) 584-6441

WAVE-TV (NBC)
(Kendrick Haskins, Mike Hartnett, Kent Taylor, Brian Winner)
725 South Floyd
Louisville, KY 40203
(502) 561-4144
sports@wave3.com;
ktaylor@wave3.com

WHAS-TV (ABC)
(Kent Spencer, Adam Lefkoe)
Kspencer@whas11.com
alefkoe@whas11.com
520 W. Chestnut
Louisville, KY 40202
(502) 582-7256
(800) 367-3519

WLKY-TV (CBS)
(Fred Cowgill, Derek Forrest)
fcowgill@wlky.com,
dforrest@wlky.com
1918 Mellwood Avenue
Louisville, KY 40206
(502) 893-7300;
(800) 359-6198

WYMT-TV (CBS)
(Josh McKinney, Jamie McCracken, Lauren Cash)
josh.mckinney@wymtnews.com
jamie.mccracken@wymtnews.com
lauren.cash@wymtnews.com
P.O. Box 1299
Hazard, KY 41702
(606) 436-5757
(800) 467-9968

WPSD-TV (NBC)
(Jeff Bidwell)
jbidwell@wpsdtv.com
100 Television Lane
Paducah, KY 42003
(270) 415-1993

CN2-TV
(T.J. Beisner, Leslie Neeley)
tj.beisner@twcable.com
leslieneeley624@gmail.com
4701 Commerce Crossings Road
Louisville, KY 40229
(502) 357-4773

RED AND BLUE REVIEW
(Garry Gupton)
ggupton@redandblureview.net
(502) 594-1100

CATS ON THE RADIO

THE MATTHEW MITCHELL RADIO SHOW



The Matthew Mitchell Call-In Radio Show will run each Monday throughout the regular season from 8-8:30 p.m. ET on the UK IMG Sports Radio Network live from Qdoba Mexican Grill on UK's campus. Neil Price will serve as the host of the women's basketball coaches show for the ninth consecutive season. Fans have the opportunity to ask Coach Mitchell questions in person or by calling into the show.

UK IMG SPORTS NETWORK RADIO AFFILIATES

Market	Frequency	Station
Cadiz	1110	WKDZ-AM
Dry Ridge	106.7	WNRK-FM
Harlan	105.1	WTUK-FM
Hopkinsville	1230	WHOP-AM
Lexington *	630	WLAP-AM
	105.5	WMJK-FM
Louisville	1080	WKJK-AM
	840	# WHAS-AM
Monticello	101.7	WKYM-FM
Morganfield	1550/101.3	WMSK-AM/FM
Whitesburg	920	WTCW-AM

* - ALL UK Hoops games

- Selected Sunday games only

Neil Price Play-by-Play Broadcaster



Neil Price, an 18-year radio veteran, enters his ninth season as the voice of UK Hoops on the UK IMG Sports Network. He also serves as the host of the Coach Matthew Mitchell and the Coach Gary Henderson radio show, the UK football pre-game show, the Wildcat Sports Update (a daily radio feature on the network, highlighting UK's Olympic sports programs), Big Blue Weekly (a one hour radio show focused on UK's Olympic sports programs), is the radio play-by-play announcer for UK Baseball and also provides play-by-play for the SEC Women's Basketball Tournament and SEC Baseball Tournament on the SEC Radio Network heard on XM Radio.

UK Hoops has advanced to postseason play in each of Price's eight seasons, including four consecutive NCAA Tournaments and appearances in the Elite Eight in 2010, 2012 and 2013. He also has been a part of two SEC titles, calling the action for a UK baseball squad that completed an historic worst-to-first turnaround to claim their first SEC championship in 2006, as well as providing the play-by-play for UK Hoops' 2012 SEC regular season championship title, their first in 30 years.

Price, a native of Russellville, Tenn., joined the UK IMG Sports Network from Middle Tennessee State, where he spent three seasons as the school's broadcast coordinator. He called the action for the Blue Raiders' women's basketball and baseball teams, and was the sideline reporter for football broadcasts.

Price, a 2003 graduate of MTSU, received his bachelor's degree in mass communications with an emphasis in electronic media journalism. While working at MTSU, he also began his master's degree in physical education with an emphasis in sport management. Prior to MTSU, he attended Walters State Community College in Morristown, Tenn., where he earned an associates degree in general studies with an emphasis in broadcasting.



At the young age of 15, Price began working in the broadcasting business at WCRK in Morristown. He learned everything from serving as a studio producer for high school and college sports broadcasts to disc jockeying during morning and afternoon drives. He even worked as a part-time news anchor and reporter. It was also where he debuted as a radio sports broadcaster, serving as a play-by-play announcer and color commentator on Morristown East HS football, basketball, and baseball broadcasts.

Price, 33, resides in Lexington and is married to the former Beth Davis, a UK Hoops student manager (2002-06) and current staff support associate for women's basketball. Beth graduated with a bachelor's degree in exercise science in 2006 followed by a master's degree in sport leadership from UK in 2008.

The rights to the UK broadcasts are owned by IMG College and Gray Television with WLAP Radio Lexington serving as the flagship station. For information on the UK IMG Sports Network, contact Mike Dodson at IMG College, (859) 226-4678.

CATS ON THE INTERNET

Want the latest and most up-to-date news on the UK Hoops team? No problem. You can see and hear all the sights and sounds of UK Hoops from a variety of ways on the Internet!

- UKathletics.com
- UKathletics.com/interactive
- UKathletics.com/blog
- Wildcat Alert!
- Twitter and Instagram - @UKHoopCats, @UKCoachMitchell
- Facebook - Matthew Mitchell and Kentucky Women's Basketball



Cat Scratches

UKathletics.com launched Cat Scratches in January of 2009, the official blog of UK Athletics. The 24-hours-a-day, seven-days-a-week blog provides the most up-to-date news surrounding the UK program and offers the opportunity to take a behind-the-scenes look at what goes on inside the UK athletic program.



Wildcat Alert!

You can stay instantly connected to UK Hoops using Wildcat Alert.

Wildcat Alert keeps all fans up-to-date with scores and team updates using TextCaster.

Sign up to receive, free of charge, the following types of information for only the sport they have selected:

Score Updates - Scores throughout each game, including the final score. Also, fans will be immediately alerted of UK game leaders.

Breaking News – Breaking news on your favorite UK sport.

Schedule Updates – Be the first to know if a game is delayed due to inclement weather.

To sign up for the new Wildcats Alerts, go here: <http://my.textcaster.com>



UK Interactive

UK launched the first phase of a new in-house, commercial-free interactive website, Kentucky Athletics Interactive, in the fall of 2010. The website is meant to complement – not compete – with UK's official website, UKathletics.com, which will continue to serve as the primary online source for accessing up-to-date information about UK Athletics as well as purchasing tickets and other merchandise. The website will include a link to "UK Tube," the official video site of the Kentucky Wildcats, which will feature new videos created by the UK Sports Video staff, as well as UK student-athletes, coaches and other staff, in accordance with NCAA rules and regulations.

Follow the official UK Athletics Facebook (facebook.com/ukkentuckywildcats), Twitter and Instagram (UKHoopCats) pages to get up-to-the-minute information on Kentucky sports.



THE SOUTHEASTERN CONFERENCE

SEC ADMINISTRATIVE STAFF



Mike Slive
Commissioner



Greg Sankey
Executive Associate
Commissioner



Mark Womack
Executive Associate
Commissioner



Mark Whitworth
Associate
Commissioner



Tiffany Daniels
Associate
Commissioner



Charlie Hussey
Associate
Commissioner



Leslie Claybrook
Assistant
Commissioner



Gil Grimes
Assistant
Commissioner



Will Lawler
Assistant
Commissioner



Craig Mattox
Assistant
Commissioner



Chris Waldsmith
Assistant
Commissioner

SEC Staff

Kathryn Poe-Switzer - Exec. Associate to Commissioner Slive; Torie Johnson - Exec. Dir. SECU; B.C. Romano - Dir. of Video and Creative Services; Sylvia Hagan Barnes - Assoc. Dir. of Officiating Administration; Cole Cunningham, Asst. Dir. of Video and Creative Services; John Gibson - Asst. Dir. Championship Ticket Operations; Marianne Jenkins - Asst. Dir. of Compliance; Tre Stallings - Asst. Dir. of Championships; Ginny Thomas - Asst. Dir. of Football Administration; Bryant Welbourne - Asst. Dir. SECU; Jordan Chestnut - Championships Asst.; Lori McDaniel - SECU Assistant; Brett Thompson - Ext. Affairs/Marketing Asst.; Tayloe Steedman, Compliance Assistant; Brenda Gray - Receptionist.



Herb Vincent
Associate
Commissioner



Craig Pinkerton
Men's Basketball
Contact



Tammy Wilson
Women's Basketball
Contact



Chuck Dunlap
Associate Media
Relations Director



Sean Cartell
Assistant Media
Relations Director



Chevonne Mansfield
Assistant Media
Relations Director

SEC Office

2201 Richard Arrington Blvd. N. • Birmingham, AL 35203-1103 • Main Phone: (205) 458-3000 Fax: (205) 458-3030
www.secdigitalnetwork.com • Twitter - SECSportsUpdate • Facebook - Southeastern Conference

Teleconferences

The SEC Women's Basketball teleconference will take place Wednesday, January 15 and Monday, March 3. All 14 coaches will appear in alphabetical order by school for seven minutes each.

Media wishing to participate in any of the teleconferences should contact the SEC Media Relations Office for details. The schedule below is tentative and subject to change:

Order of Appearance (All Times Eastern) for January 15

11:00 a.m. Kristy Curry, Alabama
11:07 a.m. Tom Collen, Arkansas
11:14 a.m. Terri Williams-Flournoy, Auburn
11:21 a.m. Amanda Butler, Florida
11:28 a.m. Andy Landers, Georgia
11:35 a.m. Matthew Mitchell, Kentucky
11:42 a.m. Nikki Caldwell, LSU
11:49 a.m. Matt Insell, Ole Miss
11:56 a.m. Vic Schaefer, Mississippi State
12:03 p.m. Robin Pingeton, Missouri
12:10 p.m. Dawn Staley, South Carolina
12:17 p.m. Holly Warlick, Tennessee
12:24 p.m. Gary Blair, Texas A&M
12:31 p.m. Melanie Balcomb, Vanderbilt

Order of Appearance (All Times Eastern) for March 3

3:00 p.m. Kristy Curry, Alabama
3:07 p.m. Tom Collen, Arkansas
3:14 p.m. Terri Williams-Flournoy, Auburn
3:21 p.m. Amanda Butler, Florida
3:28 p.m. Andy Landers, Georgia
3:35 p.m. Matthew Mitchell, Kentucky
3:42 p.m. Nikki Caldwell, LSU
3:49 p.m. Matt Insell, Ole Miss
3:56 p.m. Vic Schaefer, Mississippi State
4:03 p.m. Robin Pingeton, Missouri
4:10 p.m. Dawn Staley, South Carolina
4:17 p.m. Holly Warlick, Tennessee
4:24 p.m. Gary Blair, Texas A&M
4:31 p.m. Melanie Balcomb, Vanderbilt

SEC On The Web

Southeastern Conference basketball information can be accessed on the Web at www.SECDigitalNetwork.com. Basketball information and statistics are updated throughout the week with standings, statistics, schedules, notes and other information available.

SEC Information

Releases, statistics and the last box score are available from each of the 14 Southeastern Conference schools 24-hours-a-day via SECDigitalNetwork.com.

SEC Player of the Week

The SEC will name a Player of the Week and a Freshman of the Week throughout the 2013-14 season. Each week's selection will be selected on Monday a.m. for Monday p.m. publication.

SEC History

The Southeastern Conference was formed Dec. 8-9, 1932, to include 13 schools: Alabama, Auburn, Florida, Georgia, Georgia Tech, Kentucky, LSU, Ole Miss, Mississippi State, Sewanee, Tennessee, Tulane and Vanderbilt.

In the fall of 2012, the Missouri and Texas A&M became members of the SEC and begin in the league for the 2012-13 academic year. It was the first expansion for the SEC since 1991 when South Carolina joined the league. Arkansas joined the SEC in August of 1991. With the addition of Arkansas and South Carolina, the SEC was the first conference to split into divisions and add a conference championship football game in 1992.

Frank L. McVey of Kentucky was the first president of the league. The first commissioner was former Mississippi governor Martin Conner (1940-48), followed by Bernie Moore (1948-66), A.M. "Tonto" Coleman (1966-72), Dr. Boyd McWhorter (1972-86), Dr. Harvey Schiller (1986-90) and Roy Kramer (1990-2002).

The first SEC champions were crowned in 1933 in baseball, basketball, football and outdoor track. Cross country, golf, swimming, tennis and indoor track were added later. The SEC began recognizing women's championships during the 1979-80 school year and women's athletics officially came under the auspices of the conference office on Sept. 1, 1984.

The SEC sponsors championships in 21 sports – 12 women's sports and nine men's sports. They include baseball, men's and women's basketball, men's and women's cross country, equestrian, football, men's and women's golf, gymnastics, soccer, softball, men's and women's swimming and diving, men's and women's tennis, men's and women's indoor and outdoor track and field, and volleyball.

SEC GAME FORMAT

The conference schedule increased from 14 games to 16 in 2009-10. Each team's 16-game schedule will feature a single-round robin, with one permanent opponent (South Carolina) and two random opponents (Alabama and Florida). The league as a whole is divided into the Eastern and Western Divisions but the women will not use a division format for scheduling.

The SEC Tournament format will feature each of the league's 14 teams and will begin a day earlier with a pair of games. New this coming year to the women's format will be splitting the sessions in which the league's top-two seeds play. The tournament's top seed will play its early games in the afternoon session, while the No. 2 seed will play in the evening session.

SEC COMPOSITE SCHEDULE

NOVEMBER

8 (Friday)

Sam Houston State at Arkansas	11:00 a.m. CT
Jacksonville State at Ole Miss	5:00 p.m. CT
Mississippi State at Houston	5:00 p.m. CT
Bethune-Cookman at Florida	5:15 p.m. ET
Alabama at Chattanooga	6:30 p.m. CT
Kentucky at Marist	7:00 p.m. ET
Charleston Southern at South Carolina	7:00 p.m. ET
Appalachian State at Vanderbilt	7:00 p.m. CT
9-Stephen F. Austin at LSU	7:00 p.m. CT
Tennessee at Middle Tennessee	8:00 p.m. ET
Missouri at St. Louis	TBA

9 (Saturday)

Georgia Southern at Auburn	2:00 p.m. CT
----------------------------	--------------

10 (Sunday)

Kentucky at Wagner	1:00 p.m. ET
North Florida at Florida	2:00 p.m. ET
Presbyterian at Georgia	2:00 p.m. ET
Louisiana Tech at South Carolina	2:00 p.m. ET
9-St. Joseph's/Mount St. Mary's at LSU	2:00 p.m. CT
Central Arkansas at Ole Miss	2:00 p.m. CT
SIUE at Missouri	TBA

11 (Monday)

Texas A&M at North Texas	7:00 p.m. CT
Western Kentucky at Vanderbilt	7:00 p.m. CT
Alabama at Nebraska	7:05 p.m. CT
Tennessee at North Carolina (ESPN2)	9:00 p.m. ET

13 (Wednesday)

Georgia Southern at Kentucky	11:00 a.m. ET
Jacksonville State at Auburn	6:00 p.m. CT
Oral Roberts at Arkansas	7:00 p.m. CT
Jackson State at Mississippi State	7:00 p.m. CT
Prairie View A&M at Texas A&M	7:00 p.m. CT

14 (Thursday)

Florida at Virginia Tech	7:00 p.m. ET
Mercer at Georgia	7:00 p.m. ET
Chattanooga at Tennessee	7:00 p.m. ET
Delaware State at Vanderbilt	7:00 p.m. CT
College of Charleston at South Carolina (FSSO/FSCR)	8:00 p.m. ET
Evansville at Missouri	TBA

15 (Friday)

11-Ole Miss vs. West Virginia	9:30 p.m. CT
-------------------------------	--------------

16 (Saturday)

Furman at Arkansas	1:00 p.m. CT
Auburn at Temple	1:00 p.m. CT
11-Ole Miss at Hawai'i	7:30 p.m. CT

17 (Sunday)

Alabama at Duke	1:00 p.m. CT
Texas A&M at Houston	1:00 p.m. CT
Florida at Kennesaw State	2:00 p.m. ET
Ohio State at Georgia	2:00 p.m. ET
Central Michigan at Kentucky (UKIMG/FSN)	2:00 p.m. ET
Seton Hall at South Carolina	3:00 p.m. ET
Marquette at Vanderbilt	2:00 p.m. CT
New Orleans at Mississippi State	3:00 p.m. CT
Georgia Tech at Tennessee (FSSO/FSTN)	7:00 p.m. ET
11-Ole Miss vs. Washington State	7:30 p.m. CT

19 (Tuesday)

Middle Tennessee State at Arkansas	7:00 p.m. CT
Furman at Georgia	7:00 p.m. ET
Auburn at Alabama A&M	7:00 p.m. CT

20 (Wednesday)

South Carolina at Clemson	7:00 p.m. ET
Hampton at LSU	7:00 p.m. CT

21 (Thursday)

Florida State at Florida	5:00 p.m. ET
Vanderbilt at Duke	5:30 p.m. CT
Lipscomb at Kentucky	7:00 p.m. ET
Wisconsin at Alabama	7:00 p.m. CT
Tennessee Tech at Mississippi State	7:00 p.m. CT
SEMO at Missouri	TBA

22 (Friday)

Southeastern Louisiana at Ole Miss	5:00 p.m. CT
Missouri State at Arkansas	7:00 p.m. CT

23 (Saturday)

LSU at Louisiana Tech	1:00 p.m. CT
South Carolina at San Diego State	4:00 p.m. ET

24 (Sunday)

Auburn at Chattanooga	1:00 p.m. CT
Georgia Tech at Georgia	2:00 p.m. ET
Oakland at Tennessee	2:00 p.m. ET
Kentucky at Middle Tennessee State	3:00 p.m. ET
Tennessee State at Ole Miss	2:00 p.m. CT
Dayton at Vanderbilt	2:00 p.m. CT
Western Michigan at Arkansas	4:00 p.m. CT

25 (Monday)

Alabama A&M at Alabama	7:00 p.m. CT
South Carolina at Southern Cal (Pac-12 Network)	8:00 p.m. ET

26 (Tuesday)

Louisiana-Monroe at Ole Miss	6:00 p.m. CT
St. John's at Florida	7:00 p.m. ET
South Carolina State at Georgia	7:00 p.m. ET
Savannah State at Mississippi State	7:00 p.m. CT
UMKC at Missouri	TBA

27 (Wednesday)

Bradley at Kentucky	Noon ET
---------------------	---------

28 (Thursday)

6-Tennessee vs. Virginia	2:00 p.m. ET
15-Texas A&M vs. Memphis	5:00 p.m. CT

29 (Friday)

10-LSU vs. Rutgers	Noon CT
4-Auburn vs. Ball State	2:00 p.m. CT
6-Florida vs. Illinois State	3:15 p.m. ET
1-Alabama at Saint Mary's	4:00 p.m. CT
8-Georgia vs. George Washington	4:30 p.m. ET
15-Texas A&M vs. Texas	5:00 p.m. CT
3-Arkansas vs. Southeast Missouri	6:00 p.m. CT
12-Mississippi State vs. Grand Canyon	TBA
13-Missouri vs. Hartford	TBA
6-Tennessee vs. Kansas State/SMU	TBA
16-Elon at Vanderbilt	TBA

30 (Saturday)

1-Alabama vs. Cal State Fullerton	2:00 p.m. CT
Ole Miss at Tulane	2:00 p.m. CT
15-Texas A&M vs. Syracuse	5:00 p.m. CT
10-LSU vs. Michigan/Texas Tech	8:30 p.m. CT
4-Auburn vs. Iowa State	9:30 p.m. CT
3-Arkansas vs. TBA	TBA
6-Florida vs. Oregon/Penn State	TBA
8-Georgia vs. TBA	TBA
12-Mississippi State vs. James Madison/UCLA	TBA
13-Missouri vs. Miami/St. Francis	TBA
16-Wisconsin/Mercer at Vanderbilt	TBA

DECEMBER

1 (Sunday)

Louisville at Kentucky (UKIMG/FSN)	1:00 p.m. ET
12-Mississippi State vs. TBA	TBA

2 (Monday)

NC Central at South Carolina (FSSO/FSCR)	7:00 p.m. ET
--	--------------

3 (Tuesday)

Indiana State at LSU	11:30 a.m. CT
Tulane at Alaburn	6:00 p.m. CT
San Diego State at Texas A&M	7:00 p.m. CT
East Tennessee State at Vanderbilt	7:00 p.m. CT

4 (Wednesday)

Louisiana Tech at Ole Miss	11:00 a.m. CT
Tennessee-Martin at Alabama	7:00 p.m. CT
Louisiana-Lafayette at Mississippi State	7:00 p.m. CT
Florida at Troy	8:00 p.m. ET
Arkansas at Kansas	TBA
Oral Roberts at Missouri	TBA

6 (Sunday)

St. John's at Auburn	6:00 p.m. CT
Kentucky vs. Baylor	7:30 p.m. ET

7 (Saturday)

Mississippi Valley State at Ole Miss	Noon CT
Alabama State at Mississippi State	7:00 p.m. CT
Washington at Texas A&M	7:00 p.m. CT
Northwestern State at Arkansas	TBA
Bradley at Missouri	TBA

8 (Sunday)

Houston at Alabama	2:00 p.m. CT
Texas at Tennessee (SPSO)	1:00 p.m. ET
South Carolina at Charlotte	TBA

10 (Tuesday)

Tulsa at Arkansas	7:00 p.m. CT
-------------------	--------------

12 (Thursday)

Georgia at Belmont	7:00 p.m. ET
Kentucky at DePaul (Fox Sports 1)	7:00 p.m. ET

14 (Saturday)

Troy at Tennessee (SPSO)	2:00 p.m. ET
Southern Miss at Mississippi State	7:00 p.m. CT

15 (Sunday)

Texas A&M at Penn State	1:00 p.m. CT
Kennesaw State at Georgia (CSS)	2:00 p.m. ET
East Tennessee State at Kentucky (UKIMG/FSN)	2:00 p.m. ET
Florida A&M at Auburn	6:00 p.m. CT
LSU at Arkansas-Little Rock	TBA
Vanderbilt at Hartford	TBA

16 (Wednesday)

Ole Miss at South Alabama	7:05 p.m. CT
Belmont at Missouri	TBA

17 (Tuesday)

Jacksonville at Alabama	11:00 a.m. CT
Nicholls State at Texas A&M	11:00 a.m. CT
St. Francis at Florida	6:00 p.m. ET
Lipscomb at Georgia	7:00 p.m. ET
14-South Carolina vs. North Carolina	7:00 p.m. ET
Tennessee State at Tennessee	7:00 p.m. ET
Florida Gulf Coast at LSU	7:00 p.m. CT
Mississippi State at North Dakota State	7:00 p.m. CT

18 (Wednesday)

Presbyterian at Auburn	6:00 p.m. CT
Ole Miss at Baylor (FSSW)	6:00 p.m. CT
Vanderbilt at James Madison	6:00 p.m. CT

19 (Thursday)

Missouri at Missouri State	TBA
----------------------------	-----

20 (Friday)

LSU at NC State	6:00 p.m. CT
7-Tennessee State at Florida	7:00 p.m. ET
Troy at Alabama	7:00 p.m. CT
Tennessee Tech at Arkansas	7:00 p.m. CT
Southeastern Louisiana at Mississippi State	7:00 p.m. CT
Winthrop at South Carolina	TBA

SEC COMPOSITE SCHEDULE

21 (Saturday)

UNC Asheville at Vanderbilt	11:30 a.m. CT
Georgia at Rutgers	2:00 p.m. ET
5-Auburn vs. UCLA	2:00 p.m. CT
Tennessee at Stanford (Pac-12 Network)	4:30 p.m. ET
7-FIU/La Salle at Florida	7:00 p.m. ET

22 (Sunday)

St. John's vs. Texas A&M (ESPN)	11:00 a.m. CT
SC State at South Carolina (FSSO/FSCR)	1:00 p.m. ET
5-Auburn at Minnesota	2:00 p.m. CT
Duke at Kentucky (UKIMG/FSN)	3:00 p.m. ET
Western Illinois at Missouri	TBA

28 (Saturday)

2-Alabama vs. Princeton	11:00 a.m. CT
Savannah State at South Carolina (FSSO/FSCR)	Noon ET
Georgetown at Florida	2:00 p.m. ET
Mississippi Valley State at Arkansas	2:00 p.m. CT
Illinois at Georgia (CSS)	4:00 p.m. ET
Louisiana Tech at Texas A&M	7:00 p.m. CT

29 (Sunday)

Grambling State at Kentucky	2:00 p.m. ET
Lipscomb at Tennessee	2:00 p.m. ET
2-Alabama vs. Virginia/Coppin State	TBD

30 (Monday)

Austin Peay at Ole Miss	6:00 p.m. CT
Mississippi Valley State at Mississippi State	7:00 p.m. CT
Arkansas State at Texas A&M	7:00 p.m. CT
Vanderbilt at UAB	7:00 p.m. CT
Jackson State at LSU	8:00 p.m. CT

JANUARY

2 (Thursday)

*Kentucky at Alabama	6:00 p.m. CT
*Missouri at Ole Miss	6:00 p.m. CT
UTEP at Texas A&M	6:00 p.m. CT
*LSU at Tennessee (CSS)	7:00 p.m. ET
*Mississippi State at Florida	7:00 p.m. ET
*South Carolina at Arkansas	7:00 p.m. CT
*Georgia at Vanderbilt (CSS)	8:00 p.m. CT

5 (Sunday)

*Vanderbilt at South Carolina (ESPN)	1:00 p.m. ET
LSU at Tulane	2:00 p.m. CT
*Auburn at Mississippi State	2:00 p.m. CT
*Florida at Kentucky (CSS)	3:00 p.m. ET
*Tennessee at Georgia (SPSO)	4:00 p.m. ET
*Alabama at Texas A&M	TBA
*Arkansas at Missouri	TBA

9 (Thursday)

*Vanderbilt at Auburn	6:00 p.m. CT
*Ole Miss at Tennessee (CSS)	7:00 p.m. ET
*Arkansas at Florida	7:00 p.m. ET
*Kentucky at South Carolina	7:00 p.m. ET
*Texas A&M at LSU (CST)	8:00 p.m. CT
*Georgia at Missouri	TBA

12 (Sunday)

*Florida at LSU (ESPN)	Noon CT
*South Carolina at Auburn (SPSO)	1:30 p.m. CT
*Texas A&M at Georgia (SEC TV)	2:00 p.m. ET
*Ole Miss at Alabama	2:00 p.m. CT
*Mississippi State at Arkansas	2:00 p.m. CT
*Tennessee at Vanderbilt (ESPN2)	3:00 p.m. CT
*Missouri at Kentucky (ESPN)	5:00 p.m. ET

16 (Thursday)

*Vanderbilt at Ole Miss	6:00 p.m. CT
*Arkansas at Georgia (CSS)	7:00 p.m. ET
*Auburn at Alabama	7:00 p.m. CT
*Tennessee at Mississippi State (CSS)	8:00 p.m. CT
*LSU at Missouri	TBA

*South Carolina at Texas A&M	TBA
------------------------------------	-----

19 (Sunday)

*Georgia at Florida (CSS)	1:00 p.m. ET
*LSU at Vanderbilt (SPSO)	1:00 p.m. CT
*Kentucky at Auburn (SEC TV)	1:00 p.m. CT
*Ole Miss at Arkansas	2:00 p.m. CT
*Alabama at South Carolina	3:00 p.m. ET
*Mississippi State at Texas A&M	TBA

20 (Monday)

Notre Dame at Tennessee (ESPN2)	7:00 p.m. ET
---------------------------------------	--------------

23 (Thursday)

*Mississippi State at Ole Miss	6:00 p.m. CT
*Florida at Tennessee (SPSO)	6:30 p.m. ET
*Alabama at Kentucky	7:00 p.m. ET
*Auburn at LSU	7:00 p.m. CT
*Texas A&M at Missouri	TBA

26 (Sunday)

*Arkansas at Kentucky (SPSO)	1:00 p.m. ET
*South Carolina at Vanderbilt (ESPN2)	1:00 p.m. CT
*LSU at Ole Miss (SEC TV)	1:00 p.m. CT
*Missouri at Mississippi State (SPSO)	2:00 p.m. CT
*Georgia at Alabama (CSS)	2:00 p.m. CT
*Auburn at Florida (ESPN)	3:00 p.m. ET
*Tennessee at Texas A&M (ESPN2)	3:00 p.m. CT

30 (Thursday)

*Texas A&M at Auburn	6:00 p.m. CT
*Arkansas at Tennessee (SPSO)	7:00 p.m. ET
*Alabama at Florida	7:00 p.m. ET
*Ole Miss at South Carolina	7:00 p.m. ET
*Mississippi State at LSU (CST)	7:00 p.m. CT
*Kentucky at Georgia (SPSO)	9:00 p.m. ET
*Vanderbilt at Missouri	TBA

FEBRUARY

2 (Sunday)

*LSU at Kentucky (SPSO)	Noon ET
*Florida at Ole Miss (SEC TV)	1:00 p.m. CT
*Texas A&M at Vanderbilt (SPSO)	1:00 p.m. CT
*Georgia at Mississippi State (CSS)	2:00 p.m. CT
*Auburn at Arkansas	2:00 p.m. CT
*Missouri at South Carolina	3:00 p.m. ET
*Tennessee at Alabama (ESPN)	3:30 p.m. CT

6 (Thursday)

*Florida at Arkansas	7:00 p.m. CT
*Missouri at LSU	7:00 p.m. CT
*South Carolina at Mississippi State	7:00 p.m. CT
*Tennessee at Ole Miss (CSS)	8:00 p.m. CT

9 (Sunday)

*Kentucky at Florida (CSS)	Noon ET
*LSU at Texas A&M (SPSO)	1:30 p.m. CT
*Arkansas at South Carolina (SEC TV)	2:00 p.m. ET
*Ole Miss at Georgia	2:00 p.m. ET
*Mississippi State at Auburn	2:00 p.m. CT
*Alabama at Missouri	TBA

10 (Monday)

*Vanderbilt at Tennessee (ESPN2)	9:00 p.m. ET
--	--------------

13 (Thursday)

*Auburn at Vanderbilt (CSS)	6:00 p.m. CT
*Ole Miss at Kentucky (SPSO)	7:00 p.m. ET
*Alabama at Arkansas	7:00 p.m. CT
*Georgia at Texas A&M	TBA

16 (Sunday)

*Texas A&M at Alabama (SPSO)	Noon CT
*Kentucky at Tennessee (ESPN)	1:00 p.m. ET
*Florida at Georgia (ESPN)	1:00 p.m. ET
*Vanderbilt at Mississippi State (SEC TV)	1:00 p.m. CT

*Missouri at Auburn (SPSO)	2:00 p.m. CT
*South Carolina at LSU (ESPN2)	2:30 p.m. CT

20 (Thursday)

*Texas A&M at Ole Miss	6:00 p.m. CT
*Auburn at Tennessee (CSS)	7:00 p.m. ET
*Missouri at Florida	7:00 p.m. ET
*LSU at Georgia	7:00 p.m. ET
*South Carolina at Kentucky (UKIMG/FSN)	7:00 p.m. ET
*Mississippi State at Alabama	7:00 p.m. CT
*Vanderbilt at Arkansas	7:00 p.m. CT

23 (Sunday)

*Florida at South Carolina (SPSO)	1:00 p.m. ET
*Tennessee at Missouri (SEC TV)	1:00 p.m. CT
*Kentucky at Texas A&M (ESPN2)	1:00 p.m. CT
*Arkansas at LSU (CST)	1:00 p.m. CT
*Ole Miss at Mississippi State	2:00 p.m. CT
*Georgia at Auburn	2:00 p.m. CT
*Alabama at Vanderbilt (CSS)	3:00 p.m. CT

27 (Thursday)

*Alabama at Auburn	6:00 p.m. CT
*Georgia at South Carolina	7:00 p.m. ET
Kentucky at Mississippi State	7:00 p.m. CT
*Florida at Vanderbilt	7:00 p.m. CT
*Tennessee at LSU (CSS)	8:00 p.m. CT
*Arkansas at Texas A&M	TBA
*Ole Miss at Missouri	TBA

MARCH

2 (Sunday)

Mississippi State at Georgia (SPSO)	1:00 p.m. ET
Texas A&M at Florida (CSS)	1:00 p.m. ET
LSU at Alabama (SEC TV)	1:00 p.m. CT
Missouri at Arkansas	2:00 p.m. CT
South Carolina at Tennessee (ESPN)	2:30 p.m. ET
Vanderbilt at Kentucky (ESPN2)	4:00 p.m. ET
Auburn at Ole Miss	TBA

*-SEC Game

1-Hilton Concord Thanksgiving Classic (Moraga, Calif.); 2-Cavalier Classic (Charlottesville, Va.); 3-New Mexico Tournament (Albuquerque, N.M.); 4-South Point Thanksgiving Shootout (Las Vegas, Nev.); 5-Subway Classic (Minneapolis, Minn.); 6-Junkanoo Jam (Freeport, Bahamas); 7-Gator Holiday Classic (Gainesville, Fla.); 8-Georgia State Invitational (Atlanta, Ga.); 9-Preseason WNIT (Campus Sites); 10-Barclays Center Women's Invitational (Brooklyn, N.Y.); 11-Rainbow Wahine Classic (Honolulu, Hawaii); 12-Gulf Coast Showcase (Naples, Fla.); 13-Miami Thanksgiving Tournament (Coral Gables, Fla.); 14-Myrtle Beach Classic (Myrtle Beach, S.C.); 15-Paradise Jam Classic (St. Thomas, V.I.); 16-Vanderbilt Thanksgiving Tournament (Nashville, Tenn.).

OPPONENT MEDIA RELATIONS INFORMATION

Alabama

WBB Contact: Jessica Paré
Office Phone: (205) 348-3673
Email: jpare@ja.ua.edu
Web site: www.rolltide.com
Twitter: @AlabamaWBB
Head Coach: Kristy Curry

Arkansas

WBB Contact: Jeri Thorpe
Office Phone: (479) 575-5037
Email: jthorpe@uark.edu
Web site: www.ArkansasRazorbacks.com
Twitter: @RazorbackWBB
Head Coach: Tom Collen

Auburn

WBB Contact: Matt Crouch
Office Phone: (334) 844-9800
Email: mcrouch@auburn.edu
Web site: www.auburntigers.com
Twitter: @Auburnwbb
Head Coach: Terri Williams-Flournoy

Baylor

WBB Contact: Julie Bennett
Office Phone: (254) 710-3043
Email: julie_bennett@baylor.edu
Web site: www.baylorbears.com
Twitter: @BaylorWBB
Head Coach: Kim Mulkey

Bradley

WBB Contact: Jim Rea
Office Phone: (309) 677-3869
Email: jrea@bradley.edu
Web site: www.bradleybraves.com
Twitter: @BradleyBravesWB
Head Coach: Michael Brooks

Central Michigan

WBB Contact: Kyle Kelley
Office Phone: (989) 774-3277
Email: kyle.kelley@cmich.edu
Web site: www.cmuchippewas.com
Twitter: @CMUWBBall
Head Coach: Sue Guevara

DePaul

WBB Contact: Alicia Powers
Office Phone: (773) 325-4740
Email: apowers1@depaul.edu
Web site: www.depaulbluedemons.com
Twitter: @DePaulWBBSID
Head Coach: Doug Bruno

Duke

WBB Contact: Lindy Brown
Office Phone: (919) 684-2664
Email: lbrown@duaa.duke.edu
Web site: www.goduke.com
Twitter: Duke_WBB
Head Coach: Joanne P. McCallie

East Tennessee State

WBB Contact: Drew Weber
Office Phone: (423) 439-8212
Email: etsusportsinfo@etsu.edu
Web site: www.etsubucs.com
Twitter: ETSU_WBB
Head Coach: Brittney Ezell

Florida

WBB Contact: Kathy Cafazzo
Office Phone: (352) 375-4683
Email: kathyc@gators.ufl.edu
Web site: www.GatorZone.com
Twitter: @GatorZoneWKB
Head Coach: Amanda Butler

Georgia

WBB Contact: Mike Mobley
Office Phone: (706) 542-1621
Email: mmobley@sports.uga.edu
Web site: www.georgiadogs.com
Twitter: @UGA_WBB
Head Coach: Andy Landers

Georgia Southern

WBB Contact: Marc Gignac
Office Phone: (912) 478-5288
Email: mgignac@georgiasouthern.edu
Web site: www.gseagles.com
Twitter: @GSAthletics
Head Coach: Chris Vozab

Grambling State

WBB Contact: La'Monica Scott
Office Phone: (318) 274-6562
Email: scottl@gram.edu
Web site: www.gsutigers.com
Twitter: @GSU_TIGERS
Head Coach: Patricia Cage Bibbs

Lipscomb

WBB Contact: Ryan Hilgemann
Office Phone: (615) 966-5453
Email: ryan.hilgemann@lipscomb.edu
Web site: www.lipscombsports.com
Twitter: @LipscombBisons
Head Coach: Greg Brown

Louisville

WBB Contact: Kim Pemberton
Office Phone: (502) 852-7711
Email: kimberli.pemberton@louisville.edu
Web site: www.uoflports.com
Twitter: @UoflWBB
Head Coach: Jeff Walz

LSU

WBB Contact: Bill Martin
Office Phone: (225) 578-8204
Email: wmarti4@lsu.edu
Web site: www.LSUSports.net
Twitter: @LSUwbkb
Head Coach: Nikki Caldwell

Marist

WBB Contact: Milena Carrese
Office Phone: (845) 575-3000
Email: Milena.Carrese@marist.edu
Web site: www.goredfoxes.com
Twitter: @MaristAthletics
Head Coach: Brian Giorgis

Middle Tennessee

WBB Contact: Russell Luna
Office Phone: (615) 898-5270
Email: luna@goblueraiders.com
Web site: www.GoBlueRaiders.com
Twitter: @MT_WBB
Head Coach: Rick Insell

Mississippi State

WBB Contact: Brock Turnipseed
Office Phone: (662) 325-7556
Email: bturnipseed@athletics.msstate.edu
Web site: www.hailstate.com
Twitter: @mstateWKB
Head Coach: Vic Schaefer

Missouri

WBB Contact: Jennifer Dewar
Office Phone: (573) 884-9486
Email: dewarj@missouri.edu
Web site: www.mutigers.com
Twitter: @MizzouWBB
Head Coach: Robin Pingeton

Ole Miss

WBB Contact: Jessica Poole
Office Phone: (662) 915-7896
Email: Jepool1@olemiss.edu
Web site: www.OleMissSports.com
Twitter: @OleMissWBB
Head Coach: Matt Insell

South Carolina

WBB Contact: Diana Koval
Office Phone: (803)-777-7977
Email: dkoval@mailbox.sc.edu
Web site: www.GamecocksOnline.com
Twitter: @GamecockWBB
Head Coach: Dawn Staley

Tennessee

WBB Contact: Eric Trainer
Office Phone: (865) 974-8173
Email: etrainer@utk.edu
Web site: www.UTSports.com
Twitter: @LadyVol_Hoops
Head Coach: Holly Warlick

Texas A&M

WBB Contact: Matt Callaway
Office Phone: (979) 862-5443
Email: mcallaway@athletics.tamu.edu
Web site: www.aggieathletics.com
Twitter: @AggieWBB
Head Coach: Gary Blair

Vanderbilt

WBB Contact: David Dawson
Office Phone: (615) 343-5823
Email: david.dawson@vanderbilt.edu
Web site: www.vucommodores.com
Twitter: @VandyWBB
Head Coach: Melanie Balcomb

Wagner

WBB Contact: John Beisser
Office Phone: (718) 390-3227
Email: john.beisser@wagner.edu
Web site: www.wagnerathletics.com
Twitter: @WagSwagg_WBB
Head Coach: Lisa Cermignano

2013-14 OPPONENTS

MARIST

Quick Facts

Location: Poughkeepsie, N.Y.
Enrollment: 4,547
Founded: 1929
Conference: Metro Atlantic Athletic
Nickname: Red Foxes
Colors: Red & White
Arena (Capacity): McCann Arena (3,200)
President: Dr. Dennis J. Murray
Athletics Director: Tim Murray

Coaching Staff

Head Coach (Alma Mater): Brian Giorgis (SUNY Cortland, '77)
Record at Marist: 277-80 (12th season)
Overall Record: Same
Assistant Coaches: Erin Doughty and Alisa Kresge

Kentucky vs. Marist

Series Record: 2-0

At Lexington: 2-0

At Marist: n/a

At Neutral: n/a

Overall Streak: UK has won two

Last Game: Dec. 30, 2012, UK 78 - Marist 56 (H)

Opponent Team Info

2012-13 Record: 26-7
Conference Record (Place): 18-0 (1st)
Starters Returning/Lost: 4/1
Letterwinners Returning/Lost: 11/4
Postseason: NCAA Tournament, First Round

WAGNER

Quick Facts

Location: Staten Island, N.Y.
Enrollment: 2,000
Founded: 1883
Conference: Northeast
Nickname: Seahawks
Colors: Green & White
Arena (Capacity): Spiro Sports Center (2,100)
President: Dr. Richard Guarasci
Athletics Director: Walt Hameline

Coaching Staff

Head Coach (Alma Mater): Lisa Cernignano (George Washington, '97)
Record at Wagner: 3-26 (2nd season)
Overall Record: Same
Assistant Coaches: Kevin Lynch, Bridgette Mitchell, Gina Catanzariti

Kentucky vs. Wagner

Series Record: First meeting

At Lexington: n/a

At Wagner: n/a

At Neutral: n/a

Overall Streak: n/a

Last Game: n/a

Opponent Team Info

2012-13 Record: 3-26
Conference Record (Place): 2-16 (12th)
Postseason: None

GEORGIA SOUTHERN

Quick Facts

Location: Statesboro, Ga.
Enrollment: 20,574
Founded: 1906
Conference: Southern
Nickname: Eagles
Colors: Blue and White
Arena (Capacity): Hanner Fieldhouse (4,358)
President: Dr. Brooks A. Keel
Athletics Director: Tom Kleinlein

Coaching Staff

Head Coach (Alma Mater): Chris Vozab (Providence, '02)
Record at GSU: 8-23 (2nd season)
Overall Record: Same
Assistant Coaches: Justin Phoenix, Lisa Jackson, Chris Gillett

Kentucky vs. Georgia Southern

Series Record: First meeting

At Lexington: n/a

At Georgia Southern: n/a

At Neutral: n/a

Overall Streak: n/a

Last Game: n/a

Opponent Team Info

2012-13 Record: 8-23
Conference Record (Place): 6-14 (8th)
Starters Returning/Lost: 4/1
Letterwinners Returning/Lost: 9/5
Postseason: None

CENTRAL MICHIGAN

Quick Facts

Location: Mount Pleasant, Mich.
Enrollment: 27,693
Founded: 1892
Conference: Mid-American
Nickname: Chippewas
Colors: Maroon & Gold
Arena (Capacity): McQuirk Arena (5,300)
President: Dr. George E. Ross
Athletics Director: Dave Heeke

Coaching Staff

Head Coach (Alma Mater): Sue Guevara (Saginaw Valley State, '82)
Record at Central Michigan: 97-93 (7th season)
Overall Record: 220-175 (14th season)
Associate Head Coach: Heather Oesterle
Assistant Coaches: Raina Harmon, Andrew Wodrich

Kentucky vs. Central Michigan

Series Record: First meeting

At Lexington: n/a

At Central Michigan: n/a

At Neutral: n/a

Overall Streak: n/a

Last Game: n/a

Opponent Team Info

2012-13 Record: 21-12
Conference Record (Place): 12-4 (T-2nd)
Postseason: NCAA Tournament, First Round

LIPSCOMB

Quick Facts

Location: Nashville, Tenn.
Enrollment: 4,500
Founded: 1891
Conference: Atlantic Sun
Nickname: Lady Bisons
Colors: Purple & Gold
Arena (Capacity): Allen Arena (5,028)
President: Dr. Randolph Lowry
Athletics Director: Philip Hutcheson

Coaching Staff

Head Coach (Alma Mater): Greg Brown (Lipscomb, '93)
Record at Lipscomb: 3-26 (2nd season)
Overall Record: Same
Assistant Coaches: John Wild, Cara Cahak, Anna Bowers

Kentucky vs. Lipscomb

Series Record: 1-0

At Lexington: n/a

At Lipscomb: n/a

At Neutral: 1-0

Overall Streak: Kentucky has won one

Last Game: Nov. 25, 2007, UK 76 - LU 55 (N)

Opponent Team Info

2012-13 Record: 3-26
Conference Record (Place): 2-16 (10th)
Starters Returning/Lost: 3/2
Letterwinners Returning/Lost: 6/8
Postseason: None

MIDDLE TENNESSEE

Quick Facts

Location: Murfreesboro, Tenn.
Enrollment: 25,394
Founded: 1911
Conference: Sun Belt
Nickname: Blue Raiders
Colors: Royal Blue and White
Arena (Capacity): Murphy Center (11,520)
President: Dr. Terry Whiteside
Athletics Director: Chris Massaro

Coaching Staff

Head Coach (Alma Mater): Rick Insell (MTSU, '77)
Record at MTSU: 199-62 (9th season)
Overall Record: 199-62 (9th season)
Assistant Coaches: Kim Brewton, Alysha Clark, Mariska Harris

Kentucky vs. Middle Tennessee

Series Record: 11-4

At Lexington: 8-1

At MTSU: 3-3

At Neutral: n/a

Overall Streak: UK has won one

Last Game: Dec. 9, 2012, UK 68 - MTSU 46 (H)

Opponent Team Info

2012-13 Record: 25-8
Conference Record (Place): 17-3(1st, East)
Starters Returning/Lost: 3/2
Letterwinners Returning/Lost: 9/3
Postseason: NCAA Tournament, First Round

2013-14 OPPONENTS

BRADLEY

Quick Facts

Location: Peoria, Ill.
Enrollment: 6,000
Founded: 1897
Conference: Missouri Valley
Nickname: Braves
Colors: Red and White
Arena (Capacity): Renaissance Coliseum (4,200)
President: Joanne K. Glasser
Athletics Director: Dr. Michael Cross

Coaching Staff

Head Coach (Alma Mater): Michael Brooks
 (Western State, '04)
Record at Bradley: 14-16 (2nd season)
Assistant Coaches: Skyler Young, Lindsay Schultz,
 Lindsay Weiss

Kentucky vs. Bradley

Series Record: 2-0
 At Lexington: 1-0
 At Bradley: 1-0
 At Neutral: n/a
Overall Streak: UK has won two
Last Game: Dec. 28, 1992, UK 78 - BU 49 (A)

Opponent Team Info

2012-13 Record: 14-16
Conference Record (Place): 8-10 (6th)
Starters Returning/Lost: 2/3
Letterwinners Returning/Lost: 8/3
Postseason: None

DEPAUL

Quick Facts

Location: Chicago, Ill.
Enrollment: 24,966
Founded: 1898
Conference: Big East
Nickname: Blue Demon
Colors: Royal Blue and Scarlet
Arena (Capacity): McGrath-Phillips Arena (3,000)
President: Rev. Dennis H. Holtschneider
Athletics Director: Jean Lenti Ponsetto

Coaching Staff

Head Coach (Alma Mater): Doug Bruno (DePaul, '73)
Record at DePaul: 531-294 (28th season)
Overall Record: 571-324 (30th season)
Assistant Coaches: Candis Blankson, Bart Brooks,
 Jill M. Pizzotti

Kentucky vs. DePaul

Series Record: 3-0
 At Lexington: 2-0
 At DePaul: 1-0
 At Neutral: n/a
Overall Streak: UK has won three
Last Game: Dec. 7, 2012, UK 96 - DU 64 (H)

Opponent Team Info

2012-13 Record: 21-12
Conference Record (Place): 9-7 (T-6th)
Starters Returning/Lost: 3/2
Letterwinners Returning/Lost: 7/4
Postseason: NCAA Tournament, First Round

LOUISVILLE

Quick Facts

Location: Louisville, Ky.
Enrollment: 22,000
Founded: 1798
Conference: Big East
Nickname: Cardinals
Colors: Black and Red
Arena (Capacity): KFC Yum! Center (22,000)
President: Dr. James Ramsey
Athletics Director: Tom Jurich

Coaching Staff

Head Coach (Alma Mater): Jeff Walz (Northern Kentucky, '95)
Record at Louisville: 148-65 (7th season)
Overall Record: Same
Assistant Coaches: Stephanie Norman, Sam Purcell,
 Samantha Williams

Kentucky vs. Louisville

Series Record: 31-18
 At Lexington: 20-4
 At Louisville: 10-13
 At Neutral: 1-1
Overall Streak: UK has won two
Last Game: Dec. 2 2012, UK 48 - UL 47 (A)

Opponent Team Info

2012-13 Record: 29-9
Conference Record (Place): 11-5 (T-3rd)
Starters Returning/Lost: 5/0
Letterwinners Returning/Lost: 11/2
Postseason: NCAA Tournament, National Runner-up

EAST TENNESSEE STATE

Quick Facts

Location: Johnson City, Tenn.
Enrollment: 15,000
Founded: 1911
Conference: Atlantic Sun
Nickname: Buccaneers
Colors: Navy Blue and Old Gold
Arena (Capacity): ETSU/MSHA Athletic Center (5,740)
President: Dr. Brian Noland
Athletics Director: Dr. Richard Sander

Coaching Staff

Head Coach (Alma Mater): Brittney Ezell (Alabama, '99)
Record at ETSU: First season
Overall Record: 120-113 (4th season)
Assistant Coaches: Brittany Burkhardt, Nikki Davis,
 Laura Barry

Kentucky vs. ETSU

Series Record: 1-1
 At Lexington: 1-1
 At ETSU: n/a
 At Neutral: n/a
Overall Streak: ETSU has won one
Last Game: Dec. 12, 2008, UK 50 - ETSU 59 (H)

Opponent Team Info

2012-13 Record: 8-18
Conference Record (Place): 6-12 (8th)
Starters Returning/Lost: 4/1
Letterwinners Returning/Lost: 9/3
Postseason: None

BAYLOR

Quick Facts

Location: Waco, Texas
Enrollment: 15,364
Founded: 1845
Conference: Big 12
Nickname: Lady Bears
Colors: Green and Gold
Arena (Capacity): Ferrell Center (10,284)
President: Ken Starr
Athletics Director: Ian McCaw

Coaching Staff

Head Coach (Alma Mater): Kim Mulkey (Louisiana Tech, '84)
Record at Baylor: 372-81 (14th season)
Overall Record: 372-81 (14th season)
Associate Head Coach: Bill Brock
Assistant Coaches: Sytia Messer, Toyelle Wilson

Kentucky vs. Baylor

Series Record: 0-1
 At Lexington: n/a
 At Baylor: 0-1
 At Neutral: n/a
Overall Streak: Baylor has won one
Last Game: Nov. 13, 2012, UK 51 - BU 85 (A)

Opponent Team Info

2012-13 Record: 34-2
Conference Record (Place): 18-0 (1st)
Starters Returning/Lost: 1/4
Letterwinners Returning/Lost: 8/5
Postseason: NCAA Tournament, Sweet 16

DUKE

Quick Facts

Location: Durham, N.C.
Enrollment: 6,526
Founded: 1838
Conference: Atlantic Coast
Nickname: Blue Devils
Colors: Duke Blue and White
Arena (Capacity): Cameron Indoor Stadium (9,314)
President: Dr. Richard H. Brodhead
Athletics Director: Kevin White

Coaching Staff

Head Coach (Alma Mater): Joanne P. McCallie
 (Northwestern, '87)
Record at Duke: 174-35 (7th seasons)
Overall Record: 490-183 (22nd season)
Assistant Coaches: Al Brown, Candice M. Jackson,
 Hernando Planells

Kentucky vs. Duke

Series Record: 1-3
 At Lexington: 1-0
 At Duke: 0-1
 At Neutral: 0-2
Overall Streak: UK has won one
Last Game: Dec. 8, 2011, UK 72 - Duke 65 (H)

Opponent Team Info

2012-13 Record: 33-3
Conference Record (Place): 17-1 (1st)
Starters Returning/Lost: 5/0
Letterwinners Returning/Lost: 11/2
Postseason: NCAA Tournament, Elite Eight

2013-14 OPPONENTS

GRAMBLING STATE

Quick Facts

Location: Grambling, La.
Enrollment: 5,277
Founded: 1901
Conference: Southwestern Athletic
Nickname: Lady Tigers
Colors: Black & Gold
Arena (Capacity): Frederick C. Hobby Assembly Center
President: Dr. Frank Pogue
Athletics Director: Dr. Percy Caldwell

Coaching Staff

Head Coach (Alma Mater): Patricia Cage Bibbs (Grambling State, '72)
Record at Grambling: 253-145 (14th season)
Overall Record: 510-317 (29th season)
Assistant Coaches: Lou Hamilton, Brittanie Taylor-James

Kentucky vs. Grambling State

Series Record: First meeting
 At Lexington: n/a
 At Grambling State: n/a
 At Neutral: n/a
Overall Streak: n/a
Last Game: n/a

Opponent Team Info

2012-13 Record: 9-23
Conference Record (Place): 7-13
Postseason: None

ALABAMA

Quick Facts

Location: Tuscaloosa, Ala.
Enrollment: 33,602
Founded: 1831
Conference: Southeastern
Nickname: Crimson Tide
Colors: Crimson & White
Arena (Capacity): Foster Auditorium (3,800)
President: Dr. Judy Bonner
Athletics Director: Bill Battle

Coaching Staff

Head Coach (Alma Mater): Kristy Curry (Northeast Louisiana, '88)
Record at Alabama: First season
Overall Record: 309-149 (15th season)
Assistant Coaches: Shereka Wright, Kelly Curry, Terry Nooner

Kentucky vs. Alabama

Series Record: 23-16
 At Lexington: 12-5
 At Tuscaloosa: 4-10
 At Neutral: 3-1
Overall Streak: UK has won one
Last Game: Jan. 6, 2013, UK 87 - Bama 70 (A)

Opponent Team Info

2012-13 Record: 13-18
Conference Record (Place): 2-14 (T-14th)
Starters Returning/Lost: 2/3
Letterwinners Returning/Lost: 6/7
Postseason: None

FLORIDA

Quick Facts

Location: Gainesville, Fla.
Enrollment: 49,785
Founded: 1853
Conference: Southeastern
Nickname: Gators
Colors: Orange and Blue
Arena (Capacity): Stephen C. O'Connell Center (11,373)
President: Dr. J. Bernard Machen
Athletics Director: Jeremy Foley

Coaching Staff

Head Coach (Alma Mater): Amanda Butler (Florida, '95)
Record at Florida: 120-82 (7th season)
Overall Record: 160-104 (9th season)
Assistant Coaches: Angela Crosby, David Lowery, Muriel Page

Kentucky vs. Florida

Series Record: 25-22
 At Lexington: 13-9
 At Gainesville: 9-10
 At Neutral: 3-3
Overall Streak: UK has won six
Last Game: Jan. 3, 2013, UK 76 - UF 69 (H)

Opponent Team Info

2012-13 Record: 22-15
Conference Record (Place): 6-10 (T-8th)
Starters Returning/Lost: 3/2
Letterwinners Returning/Lost: 6/4
Postseason: WNIT, Semifinals

SOUTH CAROLINA

Quick Facts

Location: Columbia, S.C.
Enrollment: 31,288
Founded: 1801
Conference: Southeastern
Nickname: Gamecocks
Colors: Garnet and Black
Arena (Capacity): Colonial Life Arena (18,000)
President: Dr. Harris Pastides
Athletics Director: Ray Tanner

Coaching Staff

Head Coach (Alma Mater): Dawn Staley (Virginia, '92)
Record at South Carolina: 92-66 (6th season)
Overall Record: 264-146 (14th season)
Associate Head Coach: Lisa Boyer
Assistant Coaches: Nikki McCray, Darius Taylor

Kentucky vs. South Carolina

Series Record: 31-19
 At Lexington: 19-5
 At Columbia: 9-14
 At Neutral: 3-0
Overall Streak: UK has won one
Last Game: Feb. 14, 2013, UK 78 - USC 74 (H)

Opponent Team Info

2012-13 Record: 25-8
Conference Record (Place): 11-5 (T-4th)
Starters Returning/Lost: 2/3
Letterwinners Returning/Lost: 6/3
Postseason: NCAA Tournament, Second Round

MISSOURI

Quick Facts

Location: Columbia, Mo.
Enrollment: 34,748
Founded: 1839
Conference: Southeastern
Nickname: Tigers
Colors: Old Gold and Black
Arena (Capacity): Mizzou Arena (15,061)
President: Timothy M. Wolfe
Athletics Director: Mike Alden

Coaching Staff

Head Coach (Alma Mater): Robin Pingeton (St. Ambrose, '90)
Record at Missouri: 43-51 (4th season)
Overall Record: 379-208 (19th season)
Assistant Coaches: Jenny Putnam, Willie Cox, Michael Porter

Kentucky vs. Missouri

Series Record: 2-1
 At Lexington: 1-0
 At Columbia: 1-0
 At Neutral: 0-1
Overall Streak: UK has won one
Last Game: Jan. 13, 2013, UK 69 - MU 43 (A)

Opponent Team Info

2012-13 Record: 17-15
Conference Record (Place): 6-10 (8th)
Starters Returning/Lost: 2/3
Letterwinners Returning/Lost: 8/4
Postseason: None

AUBURN

Quick Facts

Location: Auburn, Ala.
Enrollment: 25,134
Founded: 1856
Conference: Southeastern
Nickname: Tigers
Colors: Orange and Blue
Arena (Capacity): Auburn Arena (9,121)
President: Dr. Jay Gogue
Athletics Director: Jay Jacobs

Coaching Staff

Head Coach (Alma Mater): Terri Williams-Flournoy (Penn State, '91)
Record at Auburn: 19-15 (2nd season)
Overall Record: 162-119 (9th season)
Assistant Coaches: Ty Evans, Caroline McCombs, Adrian Walters

Kentucky vs. Auburn

Series Record: 17-25
 At Lexington: 7-10
 At Auburn: 7-10
 At Neutral: 3-5
Overall Streak: UK has won five
Last Game: Jan 20, 2013, UK 97 - AUB 53 (H)

Opponent Team Info

2012-13 Record: 19-15
Conference Record (Place): 5-11 (T-10th)
Starters Returning/Lost: 3/2
Letterwinners Returning/Lost: 6/6
Postseason: WNIT, Quarterfinals

2013-14 OPPONENTS

ARKANSAS

Quick Facts

Location: Fayetteville, Ark.
Enrollment: 24,595
Founded: 1871
Conference: Southeastern
Nickname: Razorbacks
Colors: Cardinal & White
Arena (Capacity): Bud Walton Arena (19,200)
Chancellor: Dr. G. David Gearhart
Athletics Director: Jeff Long

Coaching Staff

Head Coach (Alma Mater): Tom Collen (Bowling Green, '77)
Record at Arkansas: 113-79 (7th season)
Overall Record: 330-149 (15th season)
Assistant Coaches: Tari Cummings, Nicki Collen, Amber Shirey

Kentucky vs. Arkansas

Series Record: 17-13
 At Lexington: 11-3
 At Fayetteville: 4-9
 At Neutral: 2-1
Overall Streak: Kentucky has won three
Last Game: Feb. 7, 2013, UK 80 - ARK 74 (ot) (A)

Opponent Team Info

2012-13 Record: 20-13
Conference Record (Place): 6-10 (T-8th)
Starters Returning/Lost: 3/2
Letterwinners Returning/Lost: 5/7
Postseason: WNIT, Second Round

GEORGIA

Quick Facts

Location: Athens, Ga.
Enrollment: 34,816
Founded: 1785
Conference: Southeastern
Nickname: Bulldogs
Colors: Black and Red
Arena (Capacity): Stageman Coliseum (10,523)
President: Jere W. Morehead
Athletics Director: Greg McGarity

Coaching Staff

Head Coach (Alma Mater): Andy Landers (Tenn. Tech, '74)
Record at Georgia: 823-275 (35th season)
Overall Record: 905-296 (39th season)
Associate Head Coach: Joni Crenshaw
Assistant Coaches: Angie Johnson, Robert Mosley

Kentucky vs. Georgia

Series Record: 14-35
 At Lexington: 8-13
 At Athens: 4-16
 At Neutral: 2-6
Overall Streak: UK has won one
Last Game: March 9, 2013, UK 60 - UGA 38 (N)

Opponent Team Info

2012-13 Record: 28-7
Conference Record (Place): 12-4 (3rd)
Starters Returning/Lost: 2/3
Letterwinners Returning/Lost: 8/5
Postseason: NCAA Tournament, Elite Eight

LSU

Quick Facts

Location: Baton Rouge, La.
Enrollment: 29,549
Founded: 1860
Conference: Southeastern
Nickname: Lady Tigers
Colors: Purple and Gold
Arena (Capacity): Pete Maravich Assembly Ctr. (13,215)
President: Dr. F. King Alexander
Athletics Director: Joe Alleva

Coaching Staff

Head Coach (Alma Mater): Nikki Caldwell (Tennessee, '94)
Record at LSU: 45-23 (3rd season)
Overall Record: 117-49 (6th season)
Assistant Coaches: Tasha Butts, Angel Elderkin, Tony Perotti

Kentucky vs. LSU

Series Record: 11-31
 At Lexington: 5-10
 At Baton Rouge: 3-13
 At Neutral: 3-8
Overall Streak: LSU has won one
Last Game: Feb. 24, 2013, UK 72 - LSU 77 (A)

Opponent Team Info

2012-13 Record: 22-12
Conference Record (Place): 10-6 (6th)
Starters Returning/Lost: 4/1
Letterwinners Returning/Lost: 7/2
Postseason: NCAA Tournament, Sweet 16

OLE MISS

Quick Facts

Location: Oxford Miss.
Enrollment: 21,535
Founded: 1848
Conference: Southeastern
Nickname: Rebels
Colors: Cardinal Red and Navy Blue
Arena (Capacity): C.M.Tad Smith Coliseum (8,867)
President: Dr. Daniel W. Jones
Athletics Director: Ross Bjork

Coaching Staff

Head Coach (Alma Mater): Matt Insell (Middle Tennessee State, '07)
Record at Mississippi: First season
Overall Record: First season
Assistant Coaches: Alex Simmons, Tai Dillard, Todd Schafer

Kentucky vs. Ole Miss

Series Record: 14-20
 At Lexington: 7-8
 At Oxford: 6-11
 At Neutral: 1-1
Overall Streak: UK has won four
Last Game: Feb. 28, 2013, UK 90 - Ole Miss 65 (A)

Opponent Team Info

2012-13 Record: 9-20
Conference Record (Place): 2-14 (14th)
Starters Returning/Lost: 3/1
Letterwinners Returning/Lost: 8/3
Postseason: None

TENNESSEE

Quick Facts

Location: Knoxville, Tenn.
Enrollment: 27,523
Founded: 1794
Conference: Southeastern
Nickname: Lady Volunteers
Colors: Orange and White
Arena (Capacity): Thompson-Bowling Arena (21,678)
President: Dr. Joseph DiPietro
Athletics Director: Dave Hart

Coaching Staff

Head Coach (Alma Mater): Holly Warlick (Tennessee, '81)
Record at Tennessee: 27-8 (2nd season)
Overall Record: 27-8 (2nd season)
Assistant Coaches: Kyra Elzy, Jollette Law, Dean Lockwood

Kentucky vs. Tennessee

Series Record: 9-49
 At Lexington: 7-21
 At Knoxville: 2-21
 At Neutral: 0-7
Overall Streak: Kentucky has won one
Last Game: March 3, 2013, UK 78 - UT 65 (H)

Opponent Team Info

2012-13 Record: 27-8
Conference Record (Place): 14-2 (1st)
Starters Returning/Lost: 3/2
Letterwinners Returning/Lost: 7/3
Postseason: NCAA Tournament, Elite Eight

TEXAS A&M

Quick Facts

Location: College Station, Texas
Enrollment: 53,219
Founded: 1872
Conference: Southeastern
Nickname: Aggies
Colors: Maroon and White
Arena (Capacity): Reed Arena (12,989)
President: Dr. R. Bowen Loftin
Athletics Director: Eric Hyman

Coaching Staff

Head Coach (Alma Mater): Gary Blair (Texas Tech, '72)
Record at TAMU: 237-100 (11th season)
Overall Record: 645-263 (29th season)
Associate Head Coach: Kelly Bond-White
Assistant Coaches: Bob Starkey, Amy Wright

Kentucky vs. Texas A&M

Series Record: 2-1
 At Lexington: 1-0
 At College Station: 1-0
 At Neutral: 0-1
Overall Streak: Texas A&M has won one
Last Game: March 10, 2013, UK 67 - TAMU 75 (N)

Opponent Team Info

2012-13 Record: 25-10
Conference Record (Place): 11-5 (T-4th)
Starters Returning/Lost: 2/3
Letterwinners Returning/Lost: 8/5
Postseason: NCAA Tournament, Second Round

2013-14 OPPONENTS

MISSISSIPPI STATE

Quick Facts

Location: Starkville, Miss.
 Enrollment: 20,500
 Founded: 1878
 Conference: Southeastern
 Nickname: Bulldogs
 Colors: Maroon & White
 Arena (Capacity): Humphrey Coliseum (10,500)
 President: Dr. Mark Keenum
 Athletics Director: Scott Stricklin

Coaching Staff

Head Coach (Alma Mater): Vic Schaefer (Texas A&M, '84)
 Record at Mississippi St.: 13-17 (2nd season)
 Overall Record: 93-127 (9th season)
 Associate Head Coach: Johnnie Harris
 Assistant Coaches: Aqua Franklin, Brittany Hudson

Kentucky vs. Mississippi State

Series Record: 22-17
 At Lexington: 10-8
 At Starkville: 8-8
 At Neutral: 4-1
 Overall Streak: UK has won six
 Last Game: Jan. 17, 2013, UK 100 - MSU 47 (H)

Opponent Team Info

2012-13 Record: 13-17
 Conference Record (Place): 5-11 (T-11th)
 Starters Returning/Lost: 4/1
 Letterwinners Returning/Lost: 8/4
 Postseason: None

VANDERBILT

Quick Facts

Location: Nashville, Tenn.
 Enrollment: 6,796
 Founded: 1873
 Conference: Southeastern
 Nickname: Commodores
 Colors: Black and Gold
 Arena (Capacity): Memorial Gymnasium (14,316)
 Chancellor: Nicholas S. Zeppos
 Athletics Director: David Williams

Coaching Staff

Head Coach (Alma Mater): Melanie Balcomb (Trenton State, '84)
 Record at Vanderbilt: 259-106 (12th season)
 Overall Record: 422-210 (21st season)
 Associate Head Coach: Tom Garrick
 Assistant Coaches: Ashley Earley, Kim Rosamond

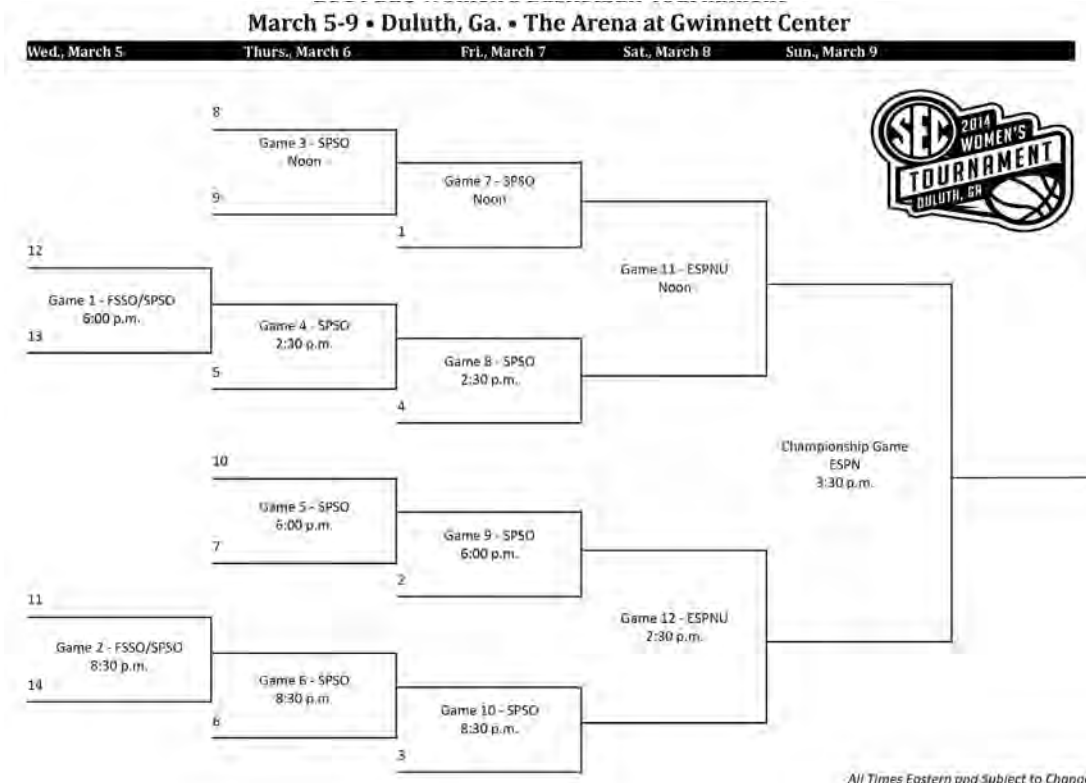
Kentucky vs. Vanderbilt

Series Record: 19-27
 At Lexington: 10-10
 At Nashville: 6-14
 At Neutral: 3-3
 Overall Streak: UK has won six
 Last Game: March 8, 2013, UK 76 - VU 65 (N)

Opponent Team Info

2012-13 Record: 21-12
 Conference Record (Place): 9-7 (7th)
 Starters Returning/Lost: 3/2
 Letterwinners Returning/Lost: 8/6
 Postseason: NCAA Tournament, Second Round

THE SEC TOURNAMENT BRACKET



NCAA WOMEN'S BASKETBALL CHAMPIONSHIP 2014 DATES AND SITES

FIRST AND SECOND ROUNDS

- Hilton Coliseum
Ames, Iowa
Hosted by Iowa State University
- Pete Maravich Assembly Center
Baton Rouge, Louisiana
Hosted by Louisiana State University
- Carmichael Arena
Chapel Hill, North Carolina
Hosted by University of North Carolina
- Comcast Center
College Park, Maryland
Hosted by University of Maryland
- Reed Arena
College Station, Texas
Hosted by Texas A&M University
- Cameron Indoor Stadium
Durham, North Carolina
Hosted by Duke University

Carver Hawkeye Arena
Iowa City, Iowa
Hosted by University of Iowa

Thompson Boling Arena
Knoxville, Tennessee
Hosted by University of Tennessee

Memorial Coliseum
Lexington, Kentucky
Hosted by University of Kentucky

Pauley Pavilion
Los Angeles, California
Hosted by University of California, Los Angeles

Alaska Airlines Arena
Seattle, Washington
Hosted by University of Washington

Harry A. Gampel Pavilion
Storrs, Connecticut
Hosted by University of Connecticut

Savage Arena
Toledo, Ohio
Hosted by University of Toledo

Bryce Jordan Center
University Park, Pennsylvania
Hosted by Pennsylvania State University
Ferrell Center
Waco, Texas
Hosted by Baylor University

Mackey Arena
West Lafayette, Indiana
Hosted by Purdue University


REGIONALS
Lincoln Regional
Pinnacle Bank Arena
Lincoln, Nebraska
Hosted by University of Nebraska

Louisville Regional
KFC Yum! Center
Louisville, Kentucky
Hosted by University of Louisville

Notre Dame Regional
Joyce Center
Notre Dame, Indiana
Hosted by University of Notre Dame

Stanford Regional
Maples Pavilion
Stanford, California
Hosted by Stanford University

WOMEN'S FINAL FOUR
April 6 & 8
Bridgestone Arena
Nashville, Tennessee
Hosted by Ohio Valley Conference



MEET THE
WILDCATS

NEXT

AZIA BISHOP

FORWARD/CENTER • JR • 6-3
TOLEDO, OHIO/START HS

Date and Place of Birth: April 5, 1993/Toledo, Ohio
Parent(s): Buffy Costell and Oyamo Bishop
Siblings: Lamont, Lilia, Adori, Olivia and Ariyana
Major: Social Work
High School and Coach: Start High School / Bob Brown
Shooting Hand: Right

CAT SCRATCHES

What has impressed you the most about Coach Mitchell and his coaching staff? "Coach Mitchell can really dance and they care about us."

If you could trade places with Coach Mitchell for one day, what would you do? "Make him do all the conditioning."

If someone asked you to give them a random piece of advice, what would you say? "Always keep a snack handy."

What are some things that make you really happy? "My little brother and food."

If someone were to make a movie about your life, who would you hope would play you? "Cameron Diaz."

What is your dream job? "Acting or modeling."

What's the best decision you ever made? "Committing to UK."

What's your favorite joke? "Why didn't the skeleton go to the party? He didn't have NO BODY to go with." :)

With the game on the line, who on the team do you want taking the last shot and why? "DeNesha because she is a great finisher around the rim."

If I knew then what I know now, I would ..."have a 4.0 grade point average."

General

Has played in 66 games with one career start ... A versatile post player who runs the floor extremely well and looks to score in transition ... Finishes around the rim and shows a knack for getting to the free-throw line ... Possesses speed and athleticism to make her a threat in the post ... One of five siblings ... Majoring in social work and is inspired to help children because of her six-year-old brother who is autistic ... Tallest player on the team.

2012-13 (Sophomore)

Averaged 4.3 points and 3.3 rebounds per game ... Ranked third on the team in blocks with 27 ... Knocked down four 3-pointers ... Tied her career high with 11 rebounds against Vanderbilt (2/10) ... Scored a career-high 17 points on 7-of-10 shooting from the field in 20 minutes off the bench vs. LSU (1/27) ... Her career night was the most points scored by a Wildcat off the bench since Bernisha Pinkett scored 21 vs. Miami Ohio (11/28) ... Had a key play in the Louisville game (12/2) when she blocked a driving layup attempt by Louisville's Bria Smith with just one second remaining, helping UK preserve a 48-47 win ... Grabbed a career-best seven offensive rebounds en route to 10 boards against Morehead State (11/23) ... Also had nine points, two assists, two blocks and a steal in a career-high 23 minutes.

2011-12 (Freshman)

Played in 32 of 35 games as a freshman with one start at Alabama ... Averaged 4.9 points, 3.4 rebounds and 1.0 blocks per games (overall) and 2.6 points and 3.2 rebounds per game in SEC play ... Had double-figure points in seven games, posting a career-high 13 points vs. Samford to go

along with four boards and three steals in just 10 minutes of play ... Blocked the fifth most shots by a freshman in UK history (31) ... Led the team in blocked shots (31) ... Twelfth in the SEC in blocked shots (1.0) ... Had 10 blocks in her last nine games played ... Scored 10 points on 5-7 shooting while blocking three shots vs. McNeese State in the first round of the NCAA Tournament ... Scored eight points and grabbed four boards in 15 minutes against LSU in the SEC Tourn. semifinals ... Scored eight points, grabbed six boards and blocked two shots in a start at Alabama ... Blocked three shots at South Carolina ... Scored 11 points and pulled down a team-high eight boards vs. Arkansas in just 10 minutes of play ... Grabbed a team-high eight rebounds at Florida ... Had a career game against No. 6 Duke, scoring 10 points and grabbing seven boards in the second half alone, finishing with a then career-high tying 12 points on 6-9 shooting, to go with a career-high 11 rebounds, a career-high four blocks and two steals ... Scored nine points on 4-5 shooting, and had four rebounds in her first-ever collegiate game.

High School

Rated the No. 34 prospect overall and the No. 3 post player in the nation, according to ESPN's HoopGurlz rankings. Ranked

No. 30 by Bluestar Basketball ... Averaged 16.4 points, 8.5 rebounds, and 3.8 blocked shots per game as a senior at Start High School ... Named the 2011 Toledo *Blade* Girl's Player of the Year ... Also was the Co-City League and Associated Press Northwest All-District Player of the Year ... All-City, AP All-Ohio and AP Northwest All-District first team selections ... Named to the District-7 Coaches Association team ... Helped Start HS win its second City League championship in three years ... Compiled an impressive 80-15 overall record during her prep career ... Named to the Division I All-District third team and was an All-American honorable mention by Sporting News Magazine as a junior ... Also a talented track athlete, participating in the 4x200, 400 meters and high jump.

The Cats' Cause

Volunteered to pack and deliver food for God's Pantry Backpack program ... Southern Hills 5K celebrity race starter ... Volunteered to pack bags for the Joplin, Mo., tornado victims ... Participated in Lexington's Fire Prevention Parade ... Serves as a mentor at a Day Treatment Center for children.



Bishop's Career Stats

Year	GP-GS	MIN	FG-FGA	PCT	3FG-FGA	PCT	FT-FTA	PCT	OFF-DEF	TOT-AVG	PF-FO	A	TO	BLK	ST	PTS-AVG
2011-12	32-1	362-11.3	63-133	.474	3-10	.300	27-64	.422	54-54	108-3.4	79-2	8	40	31	23	156-4.9
2012-13	34-0	404-11.9	48-129	.372	4-20	.200	25-55	.455	52-56	108-3.2	72-3	15	39	27	15	125-3.7
TOTAL	66-1	766-11.6	111-262	.424	7-30	.233	52-119	.437	106-110	216-3.3	151-5	23	79	58	38	281-4.3

GAME-BY-GAME STATS

(Sophomore - 2012-13)																
Opponent	Min	FG-A	3PT-A	FT-A	O-D-T	PF	A	TO	BS	ST	PTS					
vs. Delaware State	19	3-8	0-2	0-0	2-5-7	2	1	2	3	0	8					
at Baylor	16	1-6	0-1	0-2	2-2-4	5	1	1	1	1	2					
vs. High Point	21	4-6	1-2	3-8	1-3-4	4	2	1	1	3	12					
vs. Morehead State	23	4-9	0-1	1-2	7-3-10	1	2	4	2	1	9					
vs. USC Upstate	17	2-4	0-1	0-1	3-3-6	1	0	1	1	0	4					
vs. Miami (OH)	5	0-2	0-1	0-2	0-0-0	0	0	0	0	0	0					
at Louisville	16	1-1	0-0	0-0	0-0-0	3	1	1	1	0	2					
vs. DePaul	16	2-4	1-1	1-2	2-1-3	1	1	1	1	0	6					
vs. MTSU	10	2-4	0-1	0-0	0-0-0	3	0	0	1	2	4					
at Pepperdine	13	1-4	0-0	0-0	3-3-6	5	1	3	2	1	2					
at UC Santa Barbara	6	0-0	0-0	0-0	0-0-0	0	1	2	0	0	0					
vs. Alcorn State	2	0-1	0-0	0-0	0-0-0	2	0	1	0	0	0					
vs. Marist	11	0-1	0-1	4-4	1-1-2	1	1	3	0	1	4					
vs. Florida	4	0-0	0-0	0-2	0-0-0	1	0	0	0	0	0					
at Alabama	6	0-1	0-1	3-4	2-1-3	2	0	1	1	0	3					
vs. Texas A&M	DNP - INJURY															
at Missouri	DNP - INJURY															
vs. Mississippi State	9	1-4	0-0	0-0	3-1-4	2	0	1	0	0	2					
vs. Auburn	8	0-2	0-0	0-0	2-2-4	1	0	2	1	0	0					
at South Carolina	2	0-0	0-0	0-0	0-0-0	0	0	0	0	0	0					
vs. LSU	20	7-10	1-1	2-4	2-3-5	3	1	2	1	0	17					
vs. Georgia	3	0-0	0-0	0-0	0-0-0	2	0	2	0	0	0					
at Arkansas	15	2-7	0-0	0-0	1-0-1	1	1	0	2	0	4					
at Vanderbilt	22	1-6	0-0	1-4	7-4-11	3	0	1	1	1	3					
vs. South Carolina	22	0-9	0-1	0-0	2-3-5	5	0	2	0	0	0					
at Texas A&M	2	1-1	0-0	0-0	0-0-0	0	0	0	0	0	2					
at LSU	16	2-8	0-1	2-3	5-3-8	2	0	1	2	0	6					
at Ole Miss	17	2-6	1-2	1-4	2-3-5	3	1	1	0	1	6					
vs. Tennessee	16	4-5	0-1	0-0	0-4-4	1	0	0	1	0	8					
vs. Vanderbilt	18	3-7	0-0	3-4	3-2-5	4	1	1	1	1	9					
vs. Georgia	15	1-5	0-1	1-2	1-5-6	4	0	3	2	1	3					
vs. Texas A&M	12	1-3	0-0	1-2	1-2-3	3	0	0	2	1	3					
vs. Navy	12	2-3	0-0	0-2	0-2-2	3	0	1	0	1	4					
vs. Dayton	3	0-0	0-0	0-0	0-0-0	0	0	0	0	0	0					
vs. Delaware	6	1-2	0-1	0-0	0-0-0	3	0	0	0	0	2					
vs. UCONN	1	0-0	0-0	0-0	0-0-0	1	0	1	0	0	0					

(Freshman - 2011-12)																
Opponent	Min	FG-A	3PT-A	FT-A	O-D-T	PF	A	TO	BS	ST	PTS					
at Morehead State	12	4-5	0-0	1-2	3-1-4	3	0	3	0	0	9					
vs. Jacksonville State	19	4-8	0-1	3-4	3-0-3	3	0	2	1	5	11					
vs. Northeastern	20	3-7	0-0	6-10	6-2-8	3	0	4	1	1	12					
vs. Southern Miss	19	4-11	0-1	1-2	4-1-5	4	1	2	2	0	9					
vs. Nebraska Omaha	19	2-5	1-2	3-8	2-1-3	3	2	0	0	1	8					
vs. Sam Houston St.	13	3-7	0-0	1-3	1-3-4	2	1	0	1	1	7					
vs. Miss Valley State	7	0-1	0-0	0-0	0-1-1	0	0	2	0	0	0					
vs. Louisville	2	0-1	0-0	0-0	0-0-0	0	0	1	1	0	0					
vs. Duke	19	6-9	0-0	0-2	6-5-11	2	0	2	4	2	12					
vs. Arkansas-PB	15	3-5	0-1	4-7	1-3-4	4	0	0	1	2	10					
at Notre Dame	4	1-2	0-0	0-0	0-0-0	1	0	0	0	0	2					
vs. Samford	10	6-9	0-0	1-1	1-3-4	2	0	2	0	3	13					
at Middle Tennessee	13	4-7	0-1	0-0	2-0-2	4	1	2	0	1	8					
at Florida	12	0-3	0-1	2-2	1-7-8	4	0	4	2	0	2					
vs. Arkansas	10	5-10	1-1	0-1	5-3-8	5	0	2	1	0	11					
vs. Mississippi State	12	0-2	0-0	0-2	1-4-5	2	0	1	1	0	0					
vs. Tennessee	10	0-1	0-0	0-0	1-2-3	1	0	1	0	0	0					
at South Carolina	13	2-2	0-0	0-1	1-3	3	0	2	3	1	4					
at Georgia	9	0-2	0-1	0-0	1-3-4	2	0	1	1	0	0					
vs. Florida	7	0-1	0-0	1-2	1-0-1	3	0	0	1	0	1					
at Auburn	5	0-4	0-0	3-6	1-0-1	1	0	0	0	1	3					
vs. Alabama	7	1-2	1-1	0-2	0-0-1	1	0	1	0	0	3					
vs. Ole Miss	DNP - COACH'S DECISION															
at LSU	3	1-1	0-0	0-0	0-0-0	0	0	0	0	0	2					
at Tennessee	14	0-2	0-0	0-0	1-1-2	4	0	1	1	3	0					
at Alabama*	22	4-6	0-0	0-0	1-5-6	4	0	1	2	0	8					
vs. Vanderbilt	7	0-1	0-0	0-0	2-1-3	1	0	2	2	0	0					
vs. South Carolina	DNP - COACH'S DECISION															
at Mississippi State	DNP - COACH'S DECISION															
vs. Florida	4	0-1	0-0	0-0	0-1-1	3	0	0	0	0	0					
vs. LSU	15	4-6	0-0	0-0	3-1-4	4	0	1	1	0	8					
vs. McNeese State	16	5-7	0-0	0-5	2-1-3	5	2	3	3	1	10					
vs. Green Bay	5	0-1	0-0	1-2	1-2-3	0	0	0	1	0	1					
vs. Gonzaga	16	1-4	0-0	0-3	3-2-5	2	0	1	0	1	2					
vs. Connecticut	3	0-0	0-0	0-0	0-1-1	3	0	0	0	0	0					

* Started game

CAREER HIGHS

Points:	17 vs. LSU 1/27/13
FGM:	7 vs. LSU 1/27/13
FGA:	11 vs. Southern Miss. 11/19/11
FTM:	6 vs. Northeastern 11/17/11
FTA:	10 vs. Northeastern 11/17/11
3FGM:	1, six times, last at Ole Miss 2/28/13
3FGA:	2, four times, last at Ole Miss 2/28/13
O-Rebounds:	7 vs. Morehead State 11/23/12
D-Rebounds:	7 vs. Florida 1/1/12
Total Rebounds:	11, twice, last at Vanderbilt 2/10/13
Assists:	2, four times, last vs. Morehead State 11/23/12
Blocks:	4 vs. Duke 12/8/11
Steals:	5 vs. Jacksonville State 11/15/11
Minutes:	23 vs. Morehead State 11/23/12



SAMANTHA DRAKE

CENTER • SR • 6-3
BARDSTOWN, KY./NELSON COUNTY HS

CAT SCRATCHES

What has impressed you the most about Coach Mitchell and his coaching staff? "How interactive they are and how much they care about us becoming people of high character in our future."
If someone asked you to give them a random piece of advice, what would you say? "Never give up on what you have worked so hard to achieve."
What are some things that make you really happy? "My family and loved ones and having the chance to play Division I basketball."
What has given you the most joy in the last year? "Overcoming struggles and being able to finish my basketball career at UK."
What's one of the scariest things you've ever done? "I held a rattle snake."
Person that has most influenced you in life? How did they do it? "My brother because he has recovered from a motorcycle accident that nearly took his life."
If someone were to make a movie about your life, who would you hope would play you? "Lisa Leslie."
What is your dream job? "Playing in the WNBA and working with low-income families."
If you could try out any job for a day, what would you like to try? "Modeling."
What's the best decision you ever made? "Going to college."
Do you have a favorite number? Any particular reason why you like that number? "No. 31 because it was my high school number that was retired and it was my dad's basketball number in high school."



Date and Place of Birth: Oct. 30, 1991/Bardstown, Ky.
Parent(s): Terry and Lysa Drake
Sibling(s): T.C., Cierra, Aliyah
Major: Family Sciences with a Minor in Health Promotion
Contemplated Profession: WNBA player or athletic trainer
High School and coach: Nelson Co. HS/Kelly Wood
Shooting Hand: Right
Twitter: @bigdrizzy31

General

Has played in 84 career games with 23 starting assignments ... Has three career double-doubles ... Has the size and ability to be a dominant inside player ... Has solid touch around the basket and can shoot well from the 10- to 12-foot range ... Had her high school jersey retired at Nelson County High School on Dec. 4, 2012 ... Set the scoring records at Nelson Co., for boys or girls with 3,068 career points and 1,381 rebounds ... Brother, T.C. Drake was a tight end on the UK football team from 2006-2009.

2012-13 (Junior)

Appeared in 27-of-36 games ... Averaged 2.6 points and 1.4 rebounds per game, while shooting 58.3 percent from the field (28-of-48) ... Equaled a season-best with nine points in the SEC Tournament quarterfinal win over Vanderbilt (3/8) ... Recorded a season-high nine points on 4-of-6 shooting from the floor in 13 minutes at Missouri (1/17) ... Did not travel to Alabama on Jan. 6 due to the death of her grandmother ... In just five minutes of play, converted on her only shot attempt, while adding four rebounds, a block and a steal at No. 1 Baylor (11/13).

2011-12 (Sophomore)

Played in 31 games with 14 starting assignments, including all four games in the NCAA Tournament ... Averaged 4.7 points and 3.3 rebounds per game (overall) ... Shot 52.6 percent from the field (50-95) ... Fourth on the team in blocks (20) ... Had six games in double-digit scoring, including a career-high 21 points at No. 3 Notre Dame ... Charted two double-doubles ... Set a UK NCAA Tournament record with four blocked shots vs. McNeese State, while also scoring eight points and grabbing six boards in a starting role ... Had five points, four boards and two steals at Mississippi State, helping UK clinch its first SEC regular season championship since 1982 ... Poured in a team-high 18 points on a perfect 6-6 shooting against Samford ... Scored 10 points, grabbed two boards and blocked two shots in the 20-point win over No. 10 Louisville ... Finished with the third double-double in her career, and her second double-double in as many games, when she scored 11 points and grabbed 11 rebounds against Mississippi Valley State ... Became the first player to record back-to-back double-doubles since Victoria Dunlap did it in the 2010-11 season ... Recorded the second double-double of her career with 11 points and a career-high tying 13 rebounds vs. Sam Houston State ... Narrowly missed out on a double-double against Nebraska Omaha, scoring nine points and grabbing a team-high nine rebounds ... Had seven boards against Southern Miss. ... Had six points, seven rebounds and two blocks against Jacksonville State ... Had a team-high 10 rebounds to

GAME-BY-GAME STATS

(Junior - 2012-13)												
Opponent	Min	FGA	3PTA	FTA	O-D-T	PF	A	TO	BS	ST	PTS	
vs. Delaware State	6	0-2	0-0	1-4	3-0-2	4	0	0	0	0	1	
at Baylor	5	1-1	0-0	0-0	1-3-4	0	0	1	1	1	2	
vs. High Point	3	1-2	0-0	0-0	1-0-1	0	0	1	0	0	2	
vs. Morehead State	3	0-0	0-0	0-0	0-0-0	0	0	1	0	0	0	
vs. USC Upstate	10	3-4	0-0	0-1	1-2-3	1	1	0	0	1	6	
vs. Miami (OH)	3	2-2	0-0	0-0	0-0-0	1	1	0	0	0	4	
at Louisville		DNP - COACH'S DECISION										
vs. DePaul	2	0-0	0-0	0-0	0-0-0	0	0	0	0	0	0	
vs. MTSU	2	0-0	0-0	2-2	0-0-0	0	0	0	0	0	2	
at Pepperdine	5	0-1	0-0	0-2	1-0-1	1	0	1	0	0	5	
at UC Santa Barbara	4	1-2	0-0	0-2	1-0-1	0	1	0	0	0	2	
vs. Alcorn State	16	3-3	0-0	2-2	1-1-2	1	0	1	2	0	8	
vs. Marist	2	0-0	0-0	0-0	0-1-1	0	0	0	0	0	0	
vs. Florida	8	0-3	0-0	0-0	0-1-1	1	0	0	1	0	0	
at Alabama		DNP - PERSONAL REASONS										
vs. Texas A&M	12	0-1	0-0	0-0	0-0-0	0	0	1	1	0	0	
at Missouri	13	4-6	0-0	1-1	2-3-1	1	0	2	0	1	9	
vs. Mississippi State	8	1-1	0-0	3-4	3-1-4	2	0	1	0	0	5	
vs. Auburn	9	2-3	0-0	1-2	1-1-2	0	0	1	0	0	5	
at South Carolina	4	0-1	0-0	0-0	0-1-1	1	0	0	1	0	0	
vs. LSU		DNP - COACH'S DECISION										
vs. Georgia	9	3-3	0-0	0-0	0-0-0	1	0	1	0	1	6	
at Arkansas		DNP - COACH'S DECISION										
at Vanderbilt	2	0-0	0-0	0-0	1-0-1	0	0	1	0	0	0	
vs. South Carolina	1	0-0	0-0	0-0	0-0-0	0	0	0	0	0	0	
at Texas A&M	9	0-1	0-0	0-0	0-0-0	1	1	1	0	1	0	
at LSU		DNP - COACH'S DECISION										
at Ole Miss	18	3-3	0-0	1-2	1-3-4	1	1	2	0	1	7	
vs. Tennessee	11	1-4	0-0	0-2	3-0-3	1	1	1	0	0	2	
vs. Vanderbilt	16	3-4	0-0	3-5	0-1-2	2	0	2	1	0	9	
vs. Georgia	6	0-0	0-0	0-0	0-1-1	0	0	0	0	0	0	
vs. Texas A&M	9	0-1	0-0	0-0	0-0-0	1	0	0	0	0	0	
vs. Navy		DNP - SUSPENSION										
vs. Dayton		DNP - SUSPENSION										
vs. Delaware		DNP - SUSPENSION										
vs. UCONN		DNP - SUSPENSION										

(Sophomore - 2011-12)												
Opponent	Min	FGA	3PTA	FTA	O-D-T	PF	A	TO	BS	ST	PTS	
at Morehead State*	19	1-5	0-0	3-4	2-8-10	1	2	0	2	0	5	
vs. Jacksonville State	12	3-7	0-0	1-1	3-6-6	1	0	1	2	0	7	
vs. Northeastern	18	1-5	0-0	0-1	3-4-1	0	0	1	0	0	2	
vs. Southern Miss	19	1-2	0-0	2-6	4-3-7	0	0	0	1	0	4	
vs. Nebraska Omaha*	21	4-7	0-0	1-4	5-4-9	1	1	2	2	2	9	
vs. Sam Houston St.*	14	4-9	0-0	3-7	8-13	3	0	3	1	1	11	
vs. Miss. Valley St.*	27	3-6	0-0	5-6	3-8-11	3	1	3	1	2	11	
vs. Louisville*	25	3-5	0-0	4-4	1-2-2	2	0	0	2	0	10	
vs. Duke*	19	1-4	0-0	0-0	1-3-4	2	0	1	1	0	2	
vs. Arkansas-PB*	22	3-5	0-0	7-8	1-1-2	1	1	0	1	0	13	
at Notre Dame*	22	8-11	0-0	5-7	3-1-4	4	0	0	1	0	21	
vs. Samford*	21	6-6	0-0	6-7	2-1-3	1	2	0	0	0	18	
at Middle Tennessee*	9	0-0	0-0	0-0	0-0-1	0	1	2	0	0	0	
at Florida	1	1-1	0-0	0-0	1-0-1	1	0	1	0	0	2	
vs. Arkansas	1	0-1	0-0	0-0	0-0-0	0	1	0	0	0	0	
vs. Mississippi State	14	2-3	0-0	2-5	4-1-5	1	0	1	0	0	6	
vs. Tennessee		DNP - COACH'S DECISION										
at South Carolina		DNP - COACH'S DECISION										
at Georgia	4	1-2	0-0	0-0	1-1-2	0	0	1	0	0	2	
vs. Florida	2	0-0	0-0	0-0	1-0-1	0	0	1	0	0	0	
at Auburn	1	0-0	0-0	0-0	0-0-0	0	0	0	0	0	0	
vs. Alabama	5	0-0	0-0	0-2	0-2-2	2	0	1	0	0	0	
vs. Ole Miss	8	1-2	0-0	0-0	0-1-1	0	1	0	0	0	2	
at LSU	8	1-2	0-0	1-3	0-1-1	0	1	0	0	1	3	
at Tennessee	5	0-0	0-0	0-0	0-1-1	2	0	0	0	0	0	
at Alabama	2	0-0	0-0	0-0	0-0-0	0	0	0	0	0	0	
vs. Vanderbilt		DNP - COACH'S DECISION										
vs. South Carolina	5	0-0	0-0	2-2	0-1-1	0	1	1	0	0	2	
at Mississippi State	17	2-5	0-0	1-2	1-3-4	2	1	0	0	2	5	
vs. Florida		DNP - COACH'S DECISION										
vs. LSU	8	0-0	0-0	0-0	0-2-2	1	0	1	0	1	0	
vs. McNeese State*	22	3-4	0-0	2-2	2-4-6	0	0	0	4	0	8	
vs. Green Bay*	4	0-0	0-0	0-0	0-1-1	1	0	0	0	0	0	
vs. Gonzaga*	4	1-2	0-0	0-0	0-0-0	0	1	0	1	0	2	
vs. Connecticut*	2	0-1	0-0	0-0	0-0-0	1	0	1	0	0	0	

(Freshman - 2010-11)												
Opponent	Min	FGA	3PTA	FTA	O-D-T	PF	A	TO	BS	ST	PTS	
vs. Morehead State*	19	2-3	0-1	0-1	2-3-5	1	1	2	4	0	4	
at Miami (Ohio)*	15	3-4	0-0	7-10	1-4-5	0	0	1	3	1	13	
vs. No. 12 Notre Dame		DNP (injury)										
vs. Murray State		DNP (injury)										
at Southern Miss.	11	1-2	1-1	2-2	0-1-1	1	0	0	1	0	5	
at Louisville	12	1-2	0-0	0-0	2-4-6	2	0	0	1	0	2	
vs. Tennessee Tech*	18	2-7	0-0	0-0	1-3-4	0	0	1	0	0	4	
at UT Chattanooga*	15	2-7	0-0	0-0	1-2-3	1	0	0	1	0	4	
vs. Alabama A&M	12	1-4	0-0	0-0	1-3-4	1	0	1	2	0	2	
vs. Arkansas Pine-Bluff	20	2-5	0-0	3-5	4-2-6	0	0	0	1	1	7	
vs. MTSU*	12	1-5	0-0	2-2	0-2-2	3	0	1	0	1	4	
vs. UT Martin*	27	3-8	0-0	8-12	8-5-13	1	1	3	2	3	14	
at No. 3 Duke*	38	3-3	0-0	1-4	0-6-6	2	0	5	4	0	7	
at No. 25 Arkansas*	19	0-3	0-0	0-0	1-3-4	2	0	1	0	1	0	
vs. Georgia*	14	2-4	0-0	1-2	2-1-2	2	0	4	0	0	5	
vs. South Carolina	13	1-1	0-0	2-2	0-1-1	0	2	0	0	0	4	
vs. Mississippi State	11	0-3	0-0	0-0	0-0-0	0	0	1	0	0	0	
at Florida	11	0-3	0-0	0-0	0-4-4	0	0	2	0	1	0	
vs. Vanderbilt	2	0-0	0-0	0-0	0-0-0	0	0	1	1	0	0	
at Ole Miss		DNP (illness)										
at Alabama	1	0-1	0-0	0-0	0-0-0	0	0	0	0	0	0	
vs. Auburn	2	0-0	0-0	0-0	1-0-1	0	0	0	0	0	0	
vs. No. 4 Tennessee		DNP (Coaches Decision)										
at South Carolina		DNP (Coaches Decision)										
vs. LSU		DNP (Coaches Decision)										
at Georgia	2	0-0	0-0	2-2	0-0-1	0	0	0	0	0	2	
at Vanderbilt	11	0-0	0-0	3-7	1-5-6	3	0	2	0	0	3	
vs. Arkansas	2	0-0	0-0	0-0	0-0-0	1	0	0	0	0	0	
at Auburn		DNP (Coaches Decision)										
LSU (SEC QF)	3	0-0	0-0	0-0	0-0-0	2	0	1	0	0	0	
Vanderbilt (SEC SF)		DNP (Coaches Decision)										
No. 4 Tennessee (SEC F)	3	0-1	0-0	1-2	1-1-1	0	0	0	0	0	1	
Hampton (NCAA 1st)	6	0-0	0-0	1-2	0-2-2	0	1	0	0	0	1	
No. 14 UNC (NCAA 2nd)	2	0-0	0-0	0-0	0-0-0	0	0	1	0	0	0	

* Started game

Drake's Career Stats

Year	GP-GS	MIN	FG-FGA	PCT	3FG-FGA	PCT	FT-FTA	PCT	OFF-DEF	TOT-AVG	PF-FO	A	TO	BLK	ST	PTS-AVG
2010-11	26-9	301-11.6	24-66	.364	1-2	.500	33-53	.623	26-51	77-3.0	23-0	5	26	21	8	82-3.2
2011-12	31-14	361-11.6	50-95	.526	0-0	.000	45-71	.634	46-57	103-3.3	33-0	11	22	20	10	145-4.7
2012-13	27-0	195-7.2	28-48	.583	0-0	.000	14-29	.483	20-17	37-1.4	20-0	6	17	7	6	70-2.6
TOTAL	84-23	857-10.2	102-209	.488	1-2	.500	92-153	.601	92-125	217-2.6	76-0	22	65	48	24	297-3.5

go along with five points, two blocks and a career-high two assists against Morehead State.

2010-11 (Freshman)

Started in nine of 25 games played ... Averaged 3.2 points overall, including 1.3 in conference play ... Saw limited time in SEC play after suffering from the effects of flu-like symptoms ... Scored at least two points in 15 games and grabbed at least one rebound 18 times ... Second on the team in blocks (21) ... Ranked 14th in the SEC in blocks per game (0.9) ... Ranked eighth on UK's freshman list for blocks ... Played a career-high 38 minutes vs. No. 3 Duke, charting seven points, six rebounds and a career-high tying four blocks ... Recorded her first double-double against UT-Martin, scoring a career-high 14 points and grabbing a career-high 13 rebounds ... First UK freshman to chart a double-double since Victoria Dunlap in 2007-08 ... Scored 13 points on 3-of-4 shooting and went 7-of-10 from the line against Miami ... Also added five rebounds, three blocks and one steal in 15 minutes of play before a knee injury ended her night ... Did not play against No. 12 Notre Dame due to a left knee injury ... After missing two games with injury, notched 11 minutes against Southern Miss, hitting her first career 3-pointer ... Started her first game since Miami vs. Tennessee Tech, recording four points and four rebounds in 18 minutes of play ... Played a career-high 38 minutes at Duke, scoring seven points and grabbing five rebounds.

High School

Rated as the eighth-best post player and one of the top 50 players in the nation by two recruiting services ... Set scoring records at Nelson County for boys or girls with 3,068 career points while pulling down 1,381 rebounds ... Also set Nelson County's school record for single-game scoring (44 points) ... Averaged 22.9 points and 8.5 rebounds as senior for Coach Kelly Wood ... Four-time All-Region and District All-Tournament team selection ... Shot 61.0 percent from the floor and 72.0 percent from the charity stripe as a senior ... Named to *The Associated Press* second team in helping lead the Cardinals to an 18-11 overall record in 2009-10 ... Averaged a double-double with a career-best 26.0 points and 11.0 rebounds per game as a junior ... Earned District Tournament Most Valuable Player and Fifth Region's Player of the Year in 2008-09 ... Twice named to *The Courier-Journal's* All-State first team and received many other accolades throughout her impressive prep career.

The Cats' Cause

Volunteered to pack and deliver food for God's Pantry Backpack program ... Participated in Lexington's Fire Prevention Parade.



CAREER HIGHS

Points:	21 vs. Notre Dame 12/18/11
FGM:	8 vs. Notre Dame 12/18/11
FGA:	11 vs. Notre Dame 12/18/11
FTM:	8 vs. UT-Martin 12/30/10
FTA:	12 vs. UT-Martin 12/30/10
3FGM:	1 at Southern Miss. 11/27/10
3FGA:	1, twice, last at Southern Miss. 11/27/10
O-Rebounds:	8, twice, last vs. Sam Houston State 11/25/11
D-Rebounds:	8, twice, last vs. Mississippi Valley State 11/27/11
Total Rebounds:	13, twice, last vs. Sam Houston State 11/25/11
Assists:	2, twice, last vs. Samford 12/21/11
Blocks:	4, three times, last vs. McNeese State 3/17/12
Steals:	3 vs. UT-Martin 12/30/10
Minutes:	38 at Duke 1/4/11

KASTINE EVANS

GUARD • SR • 5-8
SALEM, CONN./NORWICH FREE ACADEMY

CAT SCRATCHES

What's the best decision you ever made? "Coming to Kentucky and becoming an independent woman."

What has impressed you the most about Coach Mitchell and his coaching staff? "The coaching staff invests so much time in us as women, not just athletes. I really enjoy the lessons he teaches us to be women of character."

If someone asked you to give them a random piece of advice, what would you say? "Stay strong. My grandfather always tells me to stay strong and be aware, that's how you will succeed in life."

What are some things that make you really happy? "Cooking for other people and going to the movies."

If someone were to make a movie about your life, who would you hope would play you? "Kerry Washington. She is awesome!"

What has given you the most joy in the last year? "Becoming a member of Alpha Kappa Alpha Sorority, Inc."

Person that has most influenced you in life? How did they do it? "My brother because he is a great role model and has always pushed me to do better."

What is your guilty pleasure? "Cherry Coke."

Craziest thing you did this summer? "Went to Red River Gorge and canoed an eight-mile course on the river."



General

Has seen action in 105 career games with 60 starting assignments, including 14 consecutive ... Major contributor to the team's defensive intensity as she often picks up the opposing point guard on the defensive end ... Explosive and versatile athlete who can play multiple positions ... Created her own non-profit organization called "Shooting at Success" which provides children with an outlet to create opportunities for strong character development, help establish dynamic and powerful personalities, and inspire children to achieve academically, in any extracurricular activity, and in life ... Awarded UK's prestigious Darrell A. VanMeter Com-

Date and Place of Birth: June 6, 1992/Manhasset, N.Y.

Parent(s): Raymond & Deborah Evans

Sibling(s): R.J. Evans

Major: Business management

Minor: African-American Studies

High School and Coach: Norwich Free Academy/Bill Scarlata

Shooting Hand: Right

Twitter: @kasbaby

munity Service Award ... One of 10 female finalists for the 2013 Arthur Ashe Jr. Sports Scholar Award ... Named to UK's Athletic Director's Honor Roll after earning a team-high 4.0 GPA in the 2012 fall semester ... Comes from a family of athletes as her father is former New York Jets player Ray Evans and brother R.J. played on the men's basketball team at Holy Cross and Connecticut ... Treasurer of the Alpha Kappa Alpha Sorority, Inc. ... Set to graduate in May of 2014 with a major business management with a minor in African-American studies.

- SEC Community Service Team (2013)
- Darrell A. VanMeter Community Service Award (2013)
- UK's Society of Character (2013)
- SEC First-Year Academic Honor Roll (2011)
- SEC Winter Academic Honor Roll (2011, 2012 and 2013)
- UK's Athletic Director's Honor Roll (2011 and 2013)
- Lady Eagle Classic All-Tournament team (2010)

2012-13 (Junior)

Played in all 36 games, starting the last 14 ... UK's sixth-leading scorer with 4.3 ppg ... Improved her scoring average from 3.8 ppg as a reserve to 5.1 ppg as a starter in the final 14 games ... Scored eight points in the Sweet 16 win over Delaware, including a game-clinching 3-pointer with 2:21 remaining to extend the Cats' lead to 65-60 ... Dished out a career-high five assists in the win over No. 8/8 Tennessee (3/3) ... Tied her season high with 12 points and two steals on 5-of-9 shooting from the field at No. 10/13 Texas A&M (2/18) ... Recorded all 11 of her points in the Wildcats' 16-point second half comeback vs. No. 16/14 South Carolina (2/14), including four points in the final 25 seconds of the game ... Made her first start of the season and the 47th of her career at Arkansas (2/7), playing a career-high 40 minutes and recording six points on two made triples ... Named to the SEC Community Service Team and to UK's Society of Character ... Awarded UK's prestigious Darrell A. VanMeter Community Service Award ... One of 10 female finalists for the Arthur Ashe Jr. Sports Scholar Award ... Named to UK's prestigious Society of Character, which honors Wildcats who have shown an extraordinary commitment to academic excellence, athletic participation, personal development, career preparation and serving as a role model.

2011-12 (Sophomore)

Averaged 7.0 pts and 3.9 rebounds in 35 games ... Earned 33 starting assignments ... Posted double figures in nine games, including a career-high 23 points (8-12 shooting) off

GAME-BY-GAME STATS

(Junior - 2012-13)												
Opponent	Min	FG-A	3PT-A	FT-A	O-D-T	PF	A	TO	BS	ST	PTS	
vs. Delaware State	18	2-4	0-2	0-0	1-0-1	1	0	1	0	0	4	
at Baylor	23	0-3	0-3	2-2	2-1-3	2	1	3	0	0	2	
vs. High Point	20	4-9	2-4	2-2	0-3-0	0	2	1	0	2	12	
vs. Morehead State	13	1-6	0-3	0-0	1-0-1	0	1	0	1	2	2	
vs. USC Upstate	16	1-5	1-4	0-2	0-1-1	0	1	1	0	1	3	
vs. Miami (OH)	18	2-5	1-3	1-2	1-2-3	1	1	1	0	2	6	
at Louisville	10	0-0	0-0	0-0	0-1-1	0	1	1	0	1	0	
vs. DePaul	22	3-8	1-3	0-0	0-2-0	0	1	1	0	1	7	
vs. MTSU	21	2-7	0-3	0-0	0-0-0	0	0	4	0	1	4	
at Pepperdine	19	1-5	0-1	0-0	0-0-1	0	0	0	0	1	2	
at UC Santa Barbara	19	1-3	1-3	0-0	0-1-1	0	2	1	0	1	3	
vs. Alcorn State	18	0-3	0-3	0-0	1-1-2	0	1	2	0	0	0	
vs. Marist	19	1-2	1-2	0-0	2-0-2	2	1	0	0	0	3	
vs. Florida	21	2-6	2-6	0-0	1-0-1	2	2	1	0	0	6	
at Alabama	22	0-5	0-5	0-0	1-2-3	2	2	2	0	1	0	
vs. Texas A&M	11	0-2	0-0	0-0	0-0-0	0	0	1	0	0	0	
at Missouri	14	1-4	0-3	2-2	1-1-2	0	1	0	0	1	4	
vs. Mississippi State	15	5-6	2-2	0-1	0-0-0	1	1	1	0	0	12	
vs. Auburn	21	2-5	1-3	2-2	3-2-5	1	0	0	0	2	7	
at South Carolina	20	1-3	1-2	0-0	1-1-2	1	1	0	0	0	3	
vs. LSU	8	0-2	0-2	2-2	0-0-1	0	1	0	1	0	2	
vs. Georgia	7	0-0	0-0	0-0	0-0-0	1	0	0	0	0	0	
at Arkansas	40	2-4	2-3	0-0	2-3-0	1	2	2	0	2	6	
at Vanderbilt*	19	2-3	1-1	0-0	1-3-4	1	2	2	0	0	5	
vs. South Carolina*	28	4-7	1-3	2-2	1-0-1	2	1	0	0	2	11	
at Texas A&M*	35	5-9	2-5	0-0	1-2-3	2	1	0	0	2	12	
at LSU*	23	2-5	0-1	0-0	2-1-3	3	2	0	0	3	4	
at Ole Miss*	27	3-9	0-3	3-4	2-3-5	2	2	0	0	2	9	
vs. Tennessee*	27	1-8	0-3	0-0	1-0-1	0	5	1	0	0	2	
vs. Vanderbilt*	24	1-2	1-2	0-0	0-1-1	0	1	0	0	0	3	
vs. Georgia*	26	2-4	2-3	0-0	1-1-2	2	1	0	0	2	6	
vs. Texas A&M*	26	1-2	0-1	0-0	0-2-0	0	1	0	0	1	2	
vs. Navy*	20	1-6	0-0	0-0	2-1-3	0	1	0	1	1	2	
vs. Dayton*	9	0-2	0-1	0-0	0-0-0	1	0	2	0	0	0	
vs. Delaware*	22	3-9	2-5	0-0	2-0-2	1	0	0	0	2	8	
vs. Connecticut*	29	1-9	0-2	0-0	1-2-3	1	3	2	0	2	2	

(Sophomore - 2011-12)												
Opponent	Min	FG-A	3PT-A	FT-A	O-D-T	PF	A	TO	BS	ST	PTS	
at Morehead State	25	8-12	2-4	5-6	2-1-3	2	1	4	0	2	23	
vs. Jacksonville St.	24	3-8	1-1	2-2	3-0-3	1	4	1	0	5	9	
vs. Northeastern*	27	2-7	0-3	3-4	2-1-3	4	1	4	0	2	7	
vs. Southern Miss*	21	3-5	1-2	6-8	6-1-7	4	2	2	0	3	13	
vs. Nebraska Omaha*	23	5-10	1-3	0-0	0-1-1	0	0	0	0	0	11	
vs. Sam Houston St.*	28	0-11	0-1	2-2	4-2-6	1	1	1	1	4	2	
vs. Miss. Valley State*	23	3-8	0-3	4-7	4-0-4	2	0	2	0	3	10	
vs. Louisville*	32	4-7	1-1	0-2	2-6-4	4	1	2	1	2	9	
vs. Duke*	31	3-6	0-0	0-2	2-0-2	1	4	3	0	2	6	
vs. Arkansas-PB*	16	1-7	0-2	4-6	5-0-5	2	3	1	0	0	6	
at Notre Dame*	32	1-7	0-2	2-2	1-2-3	3	2	2	0	2	4	
vs. Samford*	28	3-7	1-2	4-4	1-2-3	2	1	1	0	2	11	
at Middle Tennessee*	24	0-5	0-4	1-2	3-4-7	2	1	2	0	2	1	
at Florida*	28	1-4	0-0	2-2	1-2-3	1	2	4	0	3	4	
vs. Arkansas*	25	0-3	0-1	8-8	0-4-4	0	2	2	0	0	8	
vs. Mississippi State*	17	1-3	1-2	1-2-3	1	2	1	0	0	0	4	
vs. Tennessee*	15	0-3	0-0	0-0	4-0-4	2	1	1	0	0	0	
at South Carolina*	27	2-3	1-1	0-0	4-2-6	2	0	2	1	1	5	
at Georgia*	30	1-6	1-2	1-2	1-2-3	0	1	0	1	0	4	
vs. Florida*	29	3-8	2-2	2-3	3-4-7	1	2	2	1	0	10	
at Auburn*	33	2-6	2-5	0-0	2-1-3	2	0	1	0	2	6	
vs. Alabama*	29	3-5	1-1	0-2	3-3-6	3	2	2	1	0	7	
vs. Ole Miss*	28	4-9	2-5	2-2	2-2-4	2	3	1	0	7	12	
at LSU*	28	2-5	1-2	0-0	0-1-1	3	1	1	0	2	5	
at Tennessee*	20	1-5	0-3	0-0	3-0-3	2	0	0	0	1	2	
at Alabama	32	1-4	0-1	0-0	0-2-2	1	1	1	0	0	2	
vs. Vanderbilt*	24	1-4	1-4	5-6	0-1-1	1	1	1	0	2	8	
vs. South Carolina*	22	1-3	1-2	0-0	0-0-0	0	1	0	0	1	3	
at Mississippi State*	19	3-5	2-2	0-2	1-2-3	1	0	1	0	2	8	
vs. Florida*	20	2-2	1-1	4-4	0-3-3	1	0	1	0	1	9	
vs. LSU*	23	1-5	1-5	0-2	1-0-1	3	3	1	0	2	3	
vs. McNeese State*	28	3-7	1-4	0-0	0-7-7	1	1	2	0	2	7	
vs. Green Bay*	27	3-5	2-2	2-2	1-4-5	0	2	3	0	2	10	
vs. Gonzaga*	36	1-6	1-4	2-2	6-4-10	0	3	2	0	1	5	
vs. Connecticut*	25	4-8	2-4	0-0	3-0-3	3	0	0	0	2	10	

(Freshman - 2010-11)												
Opponent	Min	FG-A	3PT-A	FT-A	O-D-T	PF	A	TO	BS	ST	PTS	
vs. Morehead State	20	2-7	0-3	0-0	1-2-3	1	1	2	0	0	4	
at Miami (Ohio)	23	4-7	2-4	0-1	0-1-1	4	0	4	0	2	10	
vs. No. 12 Notre Dame	23	0-2	0-1	2-2	1-1-2	4	2	0	0	0	2	
vs. Murray State	22	3-9	1-2	4-4	2-6-8	1	2	0	0	4	11	
at Southern Miss.	26	4-7	1-3	1-7	3-4-7	1	1	1	0	2	10	
at Louisville	27	2-9	0-3	0-1	2-1-3	0	0	0	0	0	4	
vs. Tennessee Tech*	16	0-5	0-3	0-0	1-1-2	1	2	2	0	0	0	
at UT Chattanooga*	7	0-1	0-0	0-0	0-1-1	0	0	1	0	0	0	
vs. Alabama A&M	10	0-1	0-1	0-0	0-3-0	0	0	0	0	0	0	
vs. Arkansas Pine-Bluff	15	2-6	0-1	2-2	4-2-6	2	3	1	0	5	6	
vs. MTSU	4	0-0	0-0	0-0	0-0-0	0	0	0	0	0	0	
vs. UT Martin	5	0-0	0-0	0-0	0-0-0	0	0	0	0	0	0	
at No. 3 Duke	13	0-0	0-0	0-0	1-1-2	1	0	0	0	0	0	
at No. 25 Arkansas	3	0-0	0-0	0-0	0-0-0	0	0	0	0	0	0	
vs. Georgia	17	2-4	1-1	2-2	1-2-3	0	0	3	0	0	7	
vs. South Carolina*	22	0-2	0-0	0-0	1-1-2	4	1	0	1	1	0	
vs. Mississippi State*	25	0-3	0-2	2-3	3-4-7	3	1	3	0	0	2	
at Florida*	25	1-4	0-2	0-0	4-1-5	3	1	0	0	2	2	
vs. Vanderbilt*	21	1-6	1-4	2-4	5-0-5	2	0	1	0	1	5	
at Ole Miss*	28	3-5	1-3	0-1	3-0-3	2	3	0	0	1	7	
at Alabama*	14	1-3	1-2	0-0	0-1-1	0	1	4	0	0	3	
vs. Auburn*	22	0-2	0-1	2-2	1-2-3	1	0	2	0	1	2	
vs. No. 4 Tennessee*	19	1-2	0-0	0-0	1-2-3	3	0	1	0	0	2	
at South Carolina*	18	0-3	0-1	0-0	1-1-2	2	0	3	0	0	0	
vs. LSU*	15	1-1	0-0	1-1	0-2-2	2	0	0	0	0	3	
at Georgia*	10	1-3	0-2	0-0	0-1-1	0	0	1	0	0	2	
at Vanderbilt	4	0-0	0-0	0-0	0-0-0	0	0	0	0	0	0	
vs. Arkansas	4	0-1	0-0	0-0	0-0-0	0	0	0	0	0	0	
at Auburn	16	0-1	0-0	2-2	0-2							

Kastine Evans' Career Stats

Year	GP-GS	MIN	FG-FGA	PCT	3FG-FGA	PCT	FT-FTA	PCT	OFF-DEF	TOT-AVG	PF-FO	A	TO	BLK	ST	PTS-AVG
2010-11	34-13	527-15.5	30-99	.303	9-40	.225	21-34	.618	40-43	83-2.4	45-0	21	33	1	22	90-2.6
2011-12	35-33	905-25.9	76-213	.357	30-82	.366	62-86	.721	70-65	135-3.9	58-0	49	54	6	60	244-7.0
2012-13	36-14	730-20.3	57-172	.331	24-90	.267	16-21	.762	32-39	71-2.0	30-0	37	31	2	36	154-4.3
TOTAL	105-60	2162-20.6	163-484	.337	63-212	.297	99-141	.702	142-147	289-2.8	133-0	107	118	9	118	488-4.6

the bench in the season opener against Morehead State ... Averaged 8.0 pts and 6.3 rebs in NCAA Tournament play ... Second on the team in 3-point field goal percentage, netting 36.6 (30-of-82) ... Hit at least one 3-pointer in 16 of the last 18 games ... No. 12 in steals in the SEC (1.7 spg) ... Scored 10 pts vs. UConn in the Elite Eight ... Grabbed a career-high 10 rebs vs. Gonzaga in the Sweet 16 ... Scored 10 pts vs. Green Bay in the second round of the NCAA Tournament ... Scored seven points to go with a season-high tying seven boards vs. McNeese State in the opening round of the NCAA Tournament ... Hit both of her 3-point attempts en route to scoring eight points at Mississippi State, helping UK clinch its first SEC regular season championship since 1982 ... Scored 12 points, grabbed a career-high seven steals and hit a career-high tying two 3s vs. Ole Miss ... Hit a career-high tying two 3-pointers at Auburn for the second straight game ... Scored 10 points, including a career-high tying two 3-pointers, and pulled down seven rebs vs. Florida ... Had a balanced effort in the win over No. 6 Duke, with six points, a career-high tying four assists and two steals ... Scored nine points and grabbed six rebounds in the 20-point win over No. 10/11 Louisville.

2010-11 (Freshman)

Saw action in all 34 games with 13 starting assignments ... Also excelled in the classroom as she was named to the SEC First-Year Academic Honor Roll along with being named to the UK's Athletic Director's Honor Roll for having the team's highest grade point average in the fall semester (3.714) and spring semester (4.0) and to the SEC Winter Academic Honor Roll ... Converted a crucial 3-point basket in overtime against Hampton in the first round of the NCAA Tournament, her only points of the game ... Had three games with double figures ... Averaged 2.6 points per game overall, including 2.3 in conference play ... Had a nice game against Ole Miss, recording seven points, three rebounds, three assists and a steal in a career-high 28 minutes ... Scored in double digits for the first time in her career with 10 points off the bench against Miami (Ohio) ... Scored a career-high 11 points in a reserve role vs. Murray State while also grabbing a career-high eight rebounds and four steals ... Scored in double figures for the third time in five games against Southern Miss and continued being a presence on the boards with seven rebounds ... Named to the Lady Eagle Classic All-Tournament team after averaging

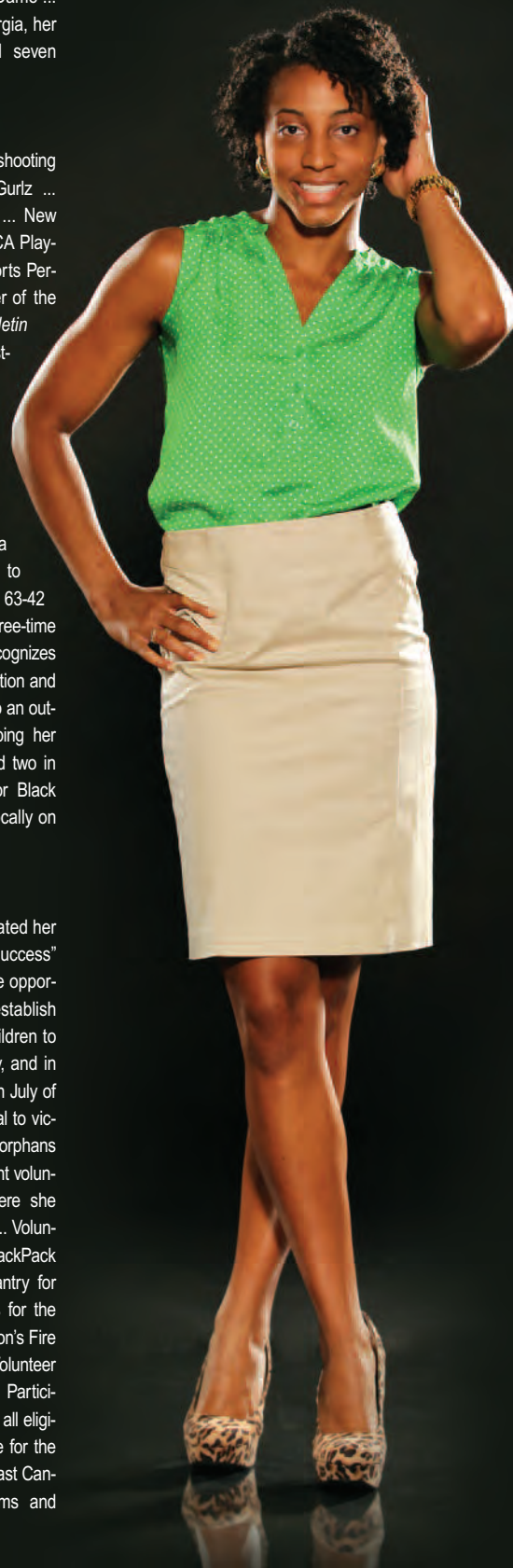
10.5 points and 7.5 rebounds in the two-game event ... Provided solid defense in UK's win over No. 12 Notre Dame ... Had seven points and three rebounds against Georgia, her best performance since scoring 10 points and seven rebounds against Southern Miss.

High School

Ranked as the 67th overall player and the 18th-best shooting guard in the country, according to ESPN HoopGurlz ... Gatorade Connecticut Player of the Year (2010) ... New Haven Register Player of the Year (2010) ... CHSCA Player of the Year (2010) ... Norwich Hall of Fame Sports Person of the Year (2010) ... Two-time *The Day* Player of the Year (2009 and 2010) ... Two-time *Norwich Bulletin* Player of the Year (2009, 2010) ... Three-time first-team All-State honoree (2008, 2009, 2010) ... Four-time member of the All-Area teams (2007, 2008, 2009, 2010) ... Amassed 1,700 career points ... Averaged 20.2 points per game as a senior in leading Norwich to the state championship title ... Averaged 19.7 ppg as a junior in leading the Wildcats to a 24-2 overall record and the Class LL title ... Notched a game-high 24 points, 15 rebounds and four steals to earn tournament MVP honors and lead Norwich to a 63-42 victory in the final game of her junior season ... Three-time honoree of the Judy Pemberton Bell Award which recognizes a varsity player who demonstrates hard work, dedication and a high level of leadership and sportsmanship ... Also an outstanding volleyball and track athlete for NFA, helping her teams win one state championship in volleyball and two in track and field ... Member of the Nexus Club for Black Achievement ... Honor-roll student ... Volunteered locally on behalf of youth basketball programs.

The Cats' Cause

Leads the team in community service hours ... Created her own non-profit organization called "Shooting at Success" which provides children with an outlet that to create opportunities for strong character development, help establish dynamic and powerful personalities, and inspire children to achieve academically, in any extracurricular activity, and in life ... Went on a week-long service trip to Ethiopia in July of 2012 where she helped distributed food and charcoal to victims of leprosy ... Painted a community center, visited orphans and taught them how to shoot a basketball ... Frequent volunteer at Lexington's Ronald McDonald House, where she cleans the house and does other chores as needed ... Volunteered to pack and deliver food for God's Pantry Backpack program ... Volunteered to pack food at God's Pantry for Hunger Action Month ... Volunteered to pack bags for the Joplin, Mo., tornado victims ... Participated in Lexington's Fire Prevention Parade ... Salvation Army bell ringer ... Volunteer worker at the UK Athletics Back-To-School Picnic ... Participated in the NAACP Voter Registration Drive, getting all eligible voters on the UK Hoops team to register to vote for the 2012 election ... Volunteered with her sorority for Breast Cancer Week, helping bring awareness with programs and fundraisers for Susan G. Komen for the Cure.



CAREER HIGHS

Points:	23 vs. Morehead State 11/11/11
FGM:	8 vs. Morehead State 11/11/11
FGA:	12 vs. Morehead State 11/11/11
FTM:	8 vs. Arkansas 1/5/12
FTA:	8, twice, last vs. Arkansas 1/5/12
3FGM:	2, 10 times, last vs. Delaware 3/30/13
3FGA:	7 at Southern Miss. 11/27/10
O-Rebounds:	6, twice, last vs. Gonzaga 11/19/11
D-Rebounds:	7 vs. McNeese State 3/17/12
Total Rebounds:	10 vs. Gonzaga 11/26/10
Assists:	5 vs. Tennessee 3/3/13
Blocks:	1, eight times, last vs. Morehead State 11/23/12
Steals:	7 vs. Ole Miss 2/2/12
Minutes:	40 at Arkansas 2/7/13

BRIA GOSS

GUARD • JR • 5-10
INDIANAPOLIS, IND./BEN DAVIS HS

Date and Place of Birth: Sept. 2, 1992/Atlanta, Ga.
Parent(s): Derrick and Belinda Goss
Sibling(s): DeAirra, Harrison, Khera
Major: Communications
Contemplated Profession: Career in communications
High School and Coach: Ben Davis/Stan Bengte
Shooting Hand: Right

CAT SCRATCHES

What has impressed you the most about Coach Mitchell and his coaching staff? "They are so outgoing."

If you could trade places with Coach Mitchell for one day, what would you do? "Take my players to Hawaii."

What is your dream job? "Kick boxing instructor."

What's the best decision you ever made? "Giving up soft drinks."

What's your favorite joke? "Why is 6 afraid of 7? Because 7, 8, 9." :)

Do you have a favorite number? Any particular reason why you like that number? "No. 13 because of my grandpa."

What are some of your major goals in life? "I'd love to be on television as a sports commentator."

Craziest thing you did this summer? "I ate a donut burger at the fair. It consisted of a beef patty, lettuce, cheese, mayo, ketchup, tomato and two donuts as the bun. WOW!"

Funniest player on the team and why? "Janee Thompson because she has funny dances and impressions."

With the game on the line, who on the team do you want taking the last shot and why? "Me, because I'm not afraid to fail."

Favorite saying or quote you like to live by? "To be No. 1, train like you're No. 2."

General

UK's fourth-leading returning scorer with 8.8 points per game ... Has started in 57-of-71 career games ... Started in 57 straight games before coming off the bench at Arkansas on Feb. 7, 2013 ... Flourished in her reserve role, improving her scoring output from 8.4 ppg as a starter to 9.0 ppg in the final 14 games off the bench ... One of the most versatile and talented guards on the team ... A tenacious defender and high-energy player ... An offensive threat who looks to use her speed to score in transition ... One of seven high school McDonald's All-Americans on the team.

- Preseason All-SEC, second team (Coaches) - 2013
- SEC Freshman of the Year (AP, Coaches and College Sports Madness) - 2012
- All-SEC Freshman Team (Coaches and AP) - 2012
- College Sports Madness All-SEC, fourth team - 2012
- Full Court Freshman All-American, first team - 2012
- SEC Freshman of the Week (Nov. 21, 2012)
- SEC Freshman of the Week (Dec. 12, 2012)
- SEC Freshman of the Week (Jan. 23, 2012)
- SEC Freshman of the Week (Feb. 27, 2012)

2012-13 (Sophomore)

Appeared in all 36 games with 22 starts ... Came off the bench in the final 14 games, improving her scoring output from 8.4 ppg as a starter to 9.0 ppg in a reserve role ... Fourth on the team in scoring overall (8.8 ppg) and third in steals (1.6 spg) ... Shot a team-high 84.3 percent from the

free-throw line (86-of-102) ... Came off the bench for the first time in her career at Arkansas (2/7), snapping her 57-game starting streak ... Scored a team-high 17 points off the bench vs. the Razorbacks, including 16 points in the decisive second half and overtime ... Made a career-high nine free throws on 10 attempts ... Fourth-most double-figure scoring games for UK with 17 ... Had nine double-digits scoring games in SEC play ... Took a team-high 20 of Kentucky's 46 charges.

2011-12 (Freshman)

Started all 35 games ... SEC Freshman of the Year (AP and coaches), SEC All-Freshman Team (coaches) and All-SEC Honorable Mention (AP) ... One of five freshmen named to USBWA National Freshman of the Year Watch List ... In UK freshman history: Had the eighth-highest scoring average (11.0 ppg), third-most double-figure scoring games (23) and fifth-most 3-pters made (34) ... UK's second-leading scorer, and led all freshmen in scoring in the SEC, with 11.0 points per game ... Reached double figures in scoring in 23 of 35 games ... Scored 12 points and hit seven of eight free throws vs. UConn ... Scored 10 points and knocked down a pair of 3s vs. Gonzaga in the NCAA Tournament Sweet 16 ... Scored eight points and grabbed seven boards vs. McNeese State in the first round of the NCAA Tournament ... Scored team-high 15 points at Tennessee ... Scored a team-high 19 points vs. Ole Miss ... Pulled down a career-high nine rebounds vs. Florida ... Scored a career-high 22 points, including a career-high tying three 3-pointers at Georgia ... Hit a career-high tying three 3-pointers en route to scoring 13 points vs. Mississippi St. ... Shot a perfect 4-4 from the field and hit a career-high tying three 3-pointers vs. Arkansas ... Scored all 11 points at Florida in the first half and played a career-high 36 minutes ... Finished with team-high 12 points and six rebounds at Middle Tenn. ... Scored 14 points and grabbed five boards at No. 3 Notre Dame ... Scored 19 pts against Arkansas-Pine Bluff for the second straight game, and had a career-high six steals ... Scored 19 points in UK's win over No. 6 Duke in Rupp Arena.

High School

2011 Indiana Miss Basketball ... 2011 Indiana Gatorade Player of the Year ... Named a WBCA, McDonald's and Parade Magazine All-American ... Ranked as the 17th overall player and the No. 4 guard in the country, according to ESPN HoopGurlz ... Averaged an impressive 21.6 points, 7.1 rebounds, 3.6 steals and 3.2 assists per game for the Giants who won 81 straight games and back-to-back Class 4A state titles ... Concluded her prep basketball career with 1,604 points ... Named First-Team Indiana All-State (2010), First-Team All-Metro Super Team (2010) and first-team AP Indiana All-State ... Two-time First-Team All-Metropolitan Interscholastic Conference (2009 and 2010) choice and two-time First-Team All-Marion County (2009 and 2010) selection ... Helped lead Ben Davis High School to an impressive 83-2 record, including 58 consecutive wins during her prep career ... Also excelled in volleyball and track.

The Cats' Cause

Volunteered to pack and deliver food for God's Pantry Backpack program ... Participated in Lexington's Fire Prevention Parade.



Goss' Career Stats

Year	GP-GS	MIN	FG-FGA	PCT	3FG-FGA	PCT	FT-FTA	PCT	OFF-DEF	TOT-AVG	PF-FO	A	TO	BLK	ST	PTS-AVG
2011-12	35-35	928-26.5	126-339	.372	34-103	.330	98-134	.731	64-77	141-4.0	75-1	52	62	2	50	384-11.0
2012-13	36-22	883-24.5	102-265	.385	28-100	.280	86-102	.843	54-51	105-2.9	65-0	44	55	4	57	318-8.8
TOTAL	71-57	1811-25.5	228-604	.377	62-203	.305	184-236	.780	118-128	246-3.5	140-1	96	117	6	107	702-9.9

GAME-BY-GAME STATS

(Sophomore - 2012-13)

Opponent	Min	FG-A	3PT-A	FT-A	O-D-T	PF	A	TO	BS	ST	PTS
vs. Delaware State*	23	4-9	1-3	5-6	0-1-1	0	1	1	0	0	14
at Baylor*	29	4-14	2-5	1-1	2-3-5	3	1	0	0	1	11
vs. High Point*	18	1-1	0-0	2-2	0-1-1	4	0	4	0	2	4
vs. Morehead State*	29	4-9	0-1	2-2	3-4-7	0	2	2	1	0	10
vs. USC Upstate*	22	2-9	2-5	2-2	4-2-6	0	1	3	0	2	8
vs. Miami (OH)*	27	2-7	2-7	6-6	1-1-2	3	0	0	1	1	12
at Louisville*	29	1-8	0-1	1-2	3-3-6	3	0	3	1	3	3
vs. DePaul*	14	1-2	0-0	0-1	0-0-0	4	1	2	0	2	2
vs. MTSU*	29	3-9	0-3	4-4	3-0-3	2	0	0	0	3	10
at Pepperdine*	24	5-11	1-4	5-5	4-1-5	1	2	1	0	4	16
at UC Santa Barbara*	20	2-5	0-1	1-2	4-2-6	1	3	3	0	0	5
vs. Alcorn State*	27	7-10	3-3	1-2	2-1-3	1	0	0	0	4	18
vs. Marist*	31	1-6	0-2	2-2	1-1-2	2	0	2	1	2	4
vs. Florida*	29	4-8	1-3	1-2	1-1-2	2	4	2	0	1	10
at Alabama*	27	3-10	1-4	5-5	1-3-4	1	3	0	0	0	12
vs. Texas A&M*	34	2-8	1-2	2-4	1-2-3	2	0	4	0	1	7
at Missouri*	28	3-6	1-3	2-2	2-3-5	3	3	2	0	2	9
vs. Mississippi State*	25	4-10	1-6	4-6	3-1-4	0	0	0	0	3	13
vs. Auburn*	22	3-12	0-4	4-5	0-0-0	3	3	2	0	3	10
at South Carolina*	23	1-7	0-1	0-0	1-0-1	2	2	0	0	3	2
vs. LSU*	24	3-8	2-4	0-0	0-3-3	1	2	2	0	3	8
vs. Georgia*	33	2-5	0-3	1-1	1-1-2	4	1	2	0	1	5
at Arkansas	25	4-8	0-1	9-10	2-1-3	2	0	1	0	2	17
at Vanderbilt	24	5-8	2-5	3-3	0-0-0	1	1	1	0	1	15
vs. South Carolina	28	4-5	1-2	4-5	0-1-1	0	3	1	0	1	13
at Texas A&M	25	2-4	1-2	2-2	0-2-2	2	2	0	0	1	7
at LSU	26	1-5	0-3	3-4	1-0-1	3	1	3	0	1	5
at Ole Miss	15	4-7	0-1	2-3	1-0-1	1	1	3	0	0	10
vs. Tennessee	20	5-9	2-3	0-0	2-1-3	0	2	1	0	4	12
vs. Vanderbilt	18	1-2	1-2	2-2	0-1-1	2	3	1	0	0	5
vs. Georgia	21	1-4	0-1	5-5	1-3-4	1	1	0	0	1	7
vs. Texas A&M	23	3-7	3-6	0-0	1-0-1	3	0	1	0	0	9
vs. Navy	18	2-5	0-0	0-0	1-3-4	0	0	1	0	1	4
vs. Dayton	29	4-13	0-5	3-3	3-1-4	3	0	2	0	2	11
vs. Delaware	24	2-6	0-2	0-1	3-3-6	0	1	2	0	1	4
vs. Connecticut	20	2-8	0-2	2-2	2-0-2	2	0	3	0	1	6

(Freshman - 2011-12)

Opponent	Min	FG-A	3PT-A	FT-A	O-D-T	PF	A	TO	BS	ST	PTS
at Morehead State*	20	2-8	0-1	3-3	4-2-6	3	2	2	0	3	7
vs. Jacksonville St. *	26	4-13	2-6	0-0	1-1-2	1	1	1	0	1	10
vs. Northeastern *	23	3-9	2-6	3-3	2-4-6	3	4	1	0	3	11
vs. Southern Miss *	26	4-11	1-5	3-4	4-4-8	2	4	1	0	0	12
vs. Nebraska Omaha *21	5-9	1-2	2-2	2-4-6	3	2	3	0	1	13	
vs. Sam Houston St. *23	5-11	0-2	0-0	2-2-4	0	1	1	0	2	10	
vs. Miss. Valley St. *	27	4-7	1-2	4-5	5-3-8	1	3	4	0	3	13
vs. Louisville *	30	3-12	2-6	1-2	2-3-5	3	2	4	0	0	9
vs. Duke *	32	5-11	2-4	7-10	0-3-3	2	0	0	0	2	19
vs. Arkansas-PB *	20	5-9	3-5	6-9	4-0-4	1	1	2	0	6	19
at Notre Dame *	35	6-17	0-1	2-2	3-2-5	3	2	1	0	2	14
vs. Samford *	21	5-11	0-2	1-2	2-2-4	0	0	2	0	0	11
at Middle Tenn. *	35	4-14	0-1	4-9	4-2-6	1	1	1	0	2	12
at Florida *	36	5-10	1-2	0-0	0-4-4	2	0	3	0	2	11
vs. Arkansas *	23	4-4	3-3	0-0	1-4-5	3	2	4	0	2	11
vs. Mississippi St. *	24	4-7	3-4	2-2	3-1-4	2	1	1	0	3	13
vs. Tennessee *	34	2-10	1-6	3-4	1-2-3	2	0	2	0	0	8
at South Carolina *	25	0-6	0-1	3-4	1-1-2	1	1	1	0	2	3
at Georgia *	25	8-17	3-5	3-5	1-2-3	2	1	1	0	1	22
vs. Florida *	32	2-10	0-2	2-3	5-4-9	2	2	1	0	0	6
at Auburn *	27	2-6	1-2	1-2	2-0-2	2	3	1	0	2	6
vs. Alabama *	23	5-12	0-4	1-2	0-2-2	0	1	2	0	3	11
vs. Ole Miss *	27	5-11	1-2	8-10	1-2-3	1	2	1	0	3	19
at LSU *	29	1-7	0-1	2-4	1-2-3	4	2	0	0	0	4
at Tennessee *	20	6-12	2-5	1-2	0-0-0	2	2	3	0	1	15
at Alabama *	30	4-13	2-3	2-2	0-4-4	3	1	4	0	1	12
vs. Vanderbilt *	33	4-10	0-5	4-5	2-1-3	2	3	2	0	1	12
vs. South Carolina *	32	6-11	0-2	2-3	1-1-2	3	0	2	0	1	14
at Mississippi State *	23	1-8	0-2	6-6	2-1-3	2	2	1	1	1	8
vs. Florida *	29	1-9	0-1	4-4	2-5-7	2	2	2	1	0	6
vs. LSU *	26	2-7	0-0	1-1	2-1-3	5	1	2	0	1	5
vs. McNeese State *	17	1-5	0-3	6-10	3-4-7	4	0	0	0	1	8
vs. Green Bay *	24	3-9	0-1	2-2	1-1-2	3	0	4	0	0	8
vs. Gonzaga *	22	3-9	2-3	2-4	0-3-3	2	3	1	0	0	10
vs. Connecticut *	28	2-4	1-3	7-8	0-0-0	4	0	1	0	0	12

* Started game

CAREER HIGHS

Points:	22 at Georgia 1/18/12
FGM:	8 at Georgia 1/18/12
FGA:	17, twice, last at Georgia 1/18/12
FTM:	9 at Arkansas 2/7/13
FTA:	10, four times, last at Arkansas 2/7/13
3FGM:	3, six times, last vs. Texas A&M 3/10/13
3FGA:	7 vs. Miami (Ohio) 11/28/12
O-Rebounds:	5, twice, last vs. Florida 1/22/12
D-Rebounds:	5 vs. Florida 3/2/12
Total Rebounds:	9 vs. Florida 1/22/12
Assists:	4, three times, last vs. Florida 1/3/13
Blocks:	1, five times, last vs. Marist 12/30/12
Steals:	6 vs. Arkansas-Pine Bluff 12/11/11
Minutes:	36 vs. Florida 1/1/12



JENNIFER O'NEILL

GUARD • JR • 5-6
BRONX, N.Y./SAINT MICHAEL ACADEMY

Date and Place of Birth: April 19, 1990/Bronx, N.Y.
Parent(s): Maritza Robles and Jerry Powell
Sibling(s): Raymond Rivera and Natalie Rivera
Major: Kinesiology and Health Promotion- Exercise Science
Contemplated Profession: Professional basketball player
High School and Coach: Saint Michael Academy/Apache Paschall
Shooting Hand: Right

CAT SCRATCHES

What's something most people don't know about you? "I can't sleep with socks on."

What has impressed you the most about Coach Mitchell and his coaching staff? "Their passion!"

What's one of the scariest things you've ever done? "Jumped off a cliff into ice cold water."

Who are some people you'd like to meet someday? "Ryan Gosling and Buddy Valastro from Cake Boss."

What are some things that make you really happy? "Food, family, humor and puppies."

What is one thing you wish you could be better at? "Cooking. I'm tired of making the same stuff."

What is your dream job? "Playing in the WNBA and being a registered nurse."

If you could try out any job for a day, what would you like to try? "Fire fighter."

What's the best decision you ever made? "Getting glasses. I can see clearly now."

What do you think people think of you? "People think I'm friendly and that I laugh at everything (according to my teammates.)"

What is your guilty pleasure? "Vanilla Swiss Almond ice cream."

Who on the team do you think will have a breakout season and surprise people? "Azia Bishop."

Favorite saying or quote you like to live by: "The grass isn't always greener on the other side."

What are some of your favorite websites? "House-ofHoops.com, YouTube.com and uky.edu/blackboard"

General

Has started in 35-of-65 career games, including 32 consecutive ... Returns as UK's second-leading scorer with 12.5 points per game, including 12.4 ppg in conference play ... Ranked second on the team in 3-pointers made (67) and 3-point field goal percentage (.356) ... Netted double figures in 19 games last season, including UK's final five postseason contests ... A quick point guard with an excellent ability to drive or shoot the outside shot ... Was Kentucky's first incoming freshman to earn McDonald's All-America honors ... Now one of seven on the team ... First player to wear No. 0.

- Bridgeport Regional All-Tournament Team - 2013
- SEC First-Year Academic Honor Roll - 2011
- SEC Freshman of the Week (Jan. 24, 2011)

2012-13 (Redshirt-Sophomore)

Played in 35-of-36 games with 32 starts, including 30 in a row ... Assumed the starting role four games into the season, leading UK to a 27-5 record and its second straight Elite Eight appearance ... Averaged 13.8 points and 3.3 assists overall in the NCAA Tournament ... Named to the Bridgeport Regional All-Tournament Team, averaging a team-high 16.0 points in two games ... Scored a team-high 19 points in the Wildcats' 69-62 Sweet 16 victory over Delaware ... Tallied a career-high five steals in the Wildcats'

NCAA Tournament first round win over Navy ... Finished third on the team in scoring overall, averaging 10.9 points per game ... Double-digit points in 19 games, including 11-of-16 SEC contests ... Led the team lead in assists (99), averaging 2.8 per game ... Ranked second on the team in 3-point percentage (.356) and 3-point field goals made (67) ... Dished out a career-high eight assists vs. No. 20/21 Texas A&M (1/10) ... Made at least two 3s in 19 games, including seven of the last nine games ... Posted a career day against Marist (12/30), pouring in a personal-best 21 points on 7-of-11 shooting from the field, including four 3-pointers ... Played for the Puerto Rican National Team in May of 2012 as O'Neill's mother, Maritza Robles, is full Puerto Rican and her maternal grandmother is a former native of Rio Piedras, Puerto Rico which qualified her to be eligible for its National Team.

2011-12 (Sophomore)

Did not see action due to a stress fracture sustained in her right foot during the preseason which required surgery.

2010-11 (Freshman)

Played in 29 games with three starts ... Averaged 5.1 points per game overall and 7.3 points per game in conference play ... Named to the SEC First-Year Academic Honor Roll ... Made 24 of her last 26 free-throw attempts, including nine in a row to end the season ... Scored at least three points in seven of the final eight games ... Ranked third on the team in 3-point field goals made (21) and 3-point field goal percentage (.362) ... Hit 34-of-46 free-throw attempts (.739) ... Made a career-high nine of 10 free throws vs. Vanderbilt ... Scored in double figures in four consecutive SEC wins (Miss. State, Florida, Vandy and Ole Miss) ... Named SEC Freshman of the Week after coming off the bench to average 12.5 points per game in two SEC wins over Vanderbilt and Florida ... Put together a career night vs. the Gators, netting a career-high 15 points ... Led the Wildcats in their second-half comeback vs. UF by scoring five quick points in the final five minutes to start the key run ... Scored a then career-high 11 points during a season-long 24 minutes of play against Mississippi St., going 2-for-6 from behind the arc and a perfect 3-of-3 from the charity stripe ... Came off the bench and scored five points in nine minutes in UK's first SEC win vs. South Carolina ... Scored her first point as a Wildcat against Miami (Ohio), Nov. 14, in Oxford, Ohio ... Made the most of her first career start, recording eight points and a career-high eight rebounds against Arkansas Pine-Bluff.

High School

A consensus national top-30 player ... Ranked as the nation's 10th best point guard, according to ESPN HoopsGurlz ... Named a McDonald's All-American after leading the Eagles to a No. 8 state ranking with averages of 25.0 points, 6.0 rebounds and 5.0 assists per game ... WBCA Nike All-American ... ESPN HoopsGurlz All-Star ... Third-Team PARADE Magazine All-American (2010) ... MaxPreps Girls Basketball All-American Honorable Mention ... The Post's All-Manhattan girls basketball Player of the Year

... NYSSWA All-State Second Team (2010) ... New York Daily News' Girls Player of the Year (2009) ... Tabbed a Fourth-Team All-American by PARADE Magazine and was a Fifth-Team All-America choice by Street & Smith's Magazine in 2009 after averaging 22.0 points and 7.0 assists per game ... Earned First-Team All-State honors in Class AA in 2008-09 after leading St. Michael's to its first Federation championship title ... Named Tournament MVP after pouring in 22 points in the CHSAA state 'AA' title game and hitting four clutch free throws in the Class AA semifinals in the final 1:01 to lift her squad to a 50-46 win ... Netted a game-high 13 points in the state Federation championship game for the Eagles ... Member of the student council.

The Cats' Cause

Volunteered to pack and deliver food for God's Pantry Backpack program ... Participated in Lexington's Fire Prevention Parade ... Volunteered to pack food at God's Pantry for Hunger Action Month.



O'Neill's Career Stats

Year	GP-GS	MIN	FG-FGA	PCT	3FG-FGA	PCT	FT-FTA	PCT	OFF-DEF	TOT/AVG	PF-FO	A	TO	BLK	ST	PTS/AVG
2010-11	30-3	373-12.4	49-146	.336	21-58	.362	34-46	.739	12-27	39-1.3	42-1	26	41	1	14	153-5.1
2011-12	OUT WITH INJURY															
2012-13	35-32	871-24.9	132-335	.394	67-188	.356	50-70	.714	13-69	82-2.3	78-1	99	103	2	47	381-10.9
TOTAL	65-35	1244-19.1	181-481	.376	88-246	.358	84-116	.724	25-96	121-1.9	120-2	125	144	3	61	534-8.2

GAME-BY-GAME STATS

(Sophomore - 2012-13)																
Opponent	Min	FG-A	3PT-A	FT-A	O-D-T	PF	A	TO	BS	ST	PTS					
vs. Delaware State	8	3-3	1-1	0-0	0-2-2	1	1	2	0	0	5					
at Baylor	4	1-2	1-2	0-0	0-0-0	0	0	1	0	0	3					
vs. High Point	5	2-2	0-0	0-0	0-0-0	0	0	0	0	0	4					
vs. Morehead State*	21	3-5	1-3	0-0	1-3-4	2	1	3	0	2	7					
vs. USC Upstate*	19	2-3	2-3	2-2	0-1-1	3	5	2	0	2	8					
vs. Miami (OH)	DNP - INJURY															
at Louisville*	20	1-6	1-4	1-2	1-2-3	2	2	2	0	0	4					
vs. DePaul*	16	5-9	3-6	0-0	0-0-0	1	1	1	0	0	13					
vs. MTSU*	15	2-9	2-8	3-4	0-1-1	1	1	2	0	1	9					
at Pepperdine*	15	3-8	1-4	0-0	0-2-2	1	1	0	0	1	7					
at UC Santa Barbara*	20	0-4	0-1	0-0	1-2-3	2	3	1	0	0	0					
vs. Alcorn State*	16	5-7	2-4	1-1	0-3-3	1	2	4	0	3	13					
vs. Marist*	30	7-11	4-7	3-4	0-2-2	0	1	2	0	4	21					
vs. Florida*	22	5-9	3-4	4-7	2-3-5	4	2	5	0	0	17					
at Alabama*	31	3-13	1-8	4-4	0-3-3	3	5	3	0	0	11					
vs. Texas A&M*	31	5-14	3-7	2-4	0-3-3	2	8	4	0	1	15					
at Missouri*	34	5-13	1-5	0-0	2-3-5	2	4	1	0	0	11					
vs. Mississippi State*	29	3-6	0-1	0-0	1-0-1	3	7	4	0	4	6					
vs. Auburn*	28	6-12	5-8	0-0	0-0-0	2	6	2	0	2	17					
at South Carolina*	36	6-16	4-9	1-1	2-0-2	5	1	5	0	1	17					
vs. LSU*	29	4-13	1-8	0-0	0-2-2	3	1	3	0	3	9					
vs. Georgia*	34	5-13	4-9	4-4	0-2-2	4	3	8	0	3	18					
at Arkansas*	16	0-2	0-1	0-0	1-0-1	3	3	3	0	1	0					
at Vanderbilt*	27	3-7	2-5	2-2	0-2-2	3	0	7	0	3	10					
vs. South Carolina*	36	6-17	1-3	6-7	1-5-6	4	2	1	0	0	19					
at Texas A&M*	32	3-13	2-11	1-3	0-3-3	2	6	3	1	1	9					
at LSU*	27	6-12	3-8	0-0	0-1-1	4	3	3	0	2	15					
at Ole Miss*	24	4-10	0-4	0-0	1-4-5	2	4	0	0	1	8					
vs. Tennessee*	34	5-12	4-8	2-2	1-5-6	3	3	3	0	2	16					
vs. Vanderbilt*	24	2-5	2-4	2-4	0-0-0	1	2	3	0	0	8					
vs. Georgia*	9	3-8	2-3	1-2	0-3-3	3	4	4	0	1	9					
vs. Texas A&M*	30	7-23	2-13	1-1	1-1-2	2	4	5	1	2	17					
vs. Navy*	28	5-10	2-5	0-0	0-2-2	2	4	3	0	5	12					
vs. Dayton*	36	2-12	2-8	5-7	0-5-5	1	5	8	0	1	11					
vs. Delaware*	32	6-14	4-9	3-6	0-0-0	2	4	1	0	1	19					
vs. Connecticut*	32	5-12	1-4	2-3	0-2-2	3	0	4	0	0	13					
(Freshman - 2010-11)																
Opponent	Min	FG-A	3PT-A	FT-A	O-D-T	PF	A	TO	BS	ST	PTS					
vs. Morehead State	2	0-0	0-0	0-0	0-0-0	1	0	3	0	0	0					
at Miami (Ohio)	1	0-1	0-0	1-2	0-0-0	2	0	0	0	0	1					
vs. No. 12 Notre Dame	DNP (Coaches Decision)															
vs. Murray State	8	0-2	0-0	0-2	0-0-0	2	0	1	0	1	0					
at Southern Miss.	1	1-2	1-2	0-0	0-0-0	0	0	0	0	0	3					
at Louisville	DNP (Coaches Decision)															
vs. Tennessee Tech	13	1-2	0-1	0-0	0-2-2	4	3	0	0	0	2					
at UT Chattanooga	9	2-4	0-0	3-5	1-2-3	1	4	1	0	0	7					
vs. Alabama A&M	6	0-1	0-0	0-2	0-0-0	2	0	2	0	2	0					
vs. Arkansas Pine-Bluff*	20	2-7	1-1	3-4	4-4-8	2	1	3	0	1	8					
vs. MTSU*	8	0-1	0-0	3-5	0-0-0	1	1	0	0	1	3					
vs. UT Martin*	8	0-2	0-0	0-0	0-0-0	0	0	0	0	0	0					
at No. 3 Duke	DNP (Coaches Decision)															
at No. 25 Arkansas	DNP (Coaches Decision)															
vs. Georgia	10	0-3	0-2	0-0	0-0-0	4	1	3	0	0	0					
vs. South Carolina	9	2-2	1-1	0-0	0-1-1	0	0	1	0	0	5					
vs. Mississippi State	24	3-7	2-6	3-3	0-1-1	5	2	2	0	0	11					
at Florida	22	5-14	3-7	2-2	0-0-0	1	1	2	0	0	15					
vs. Vanderbilt	21	3-10	1-4	3-3	0-2-2	1	0	1	1	1	10					
at Ole Miss	18	4-8	2-5	0-0	0-0-0	3	4	4	1	1	10					
at Alabama	11	2-9	1-3	0-0	2-0-2	0	1	3	0	0	5					
vs. Auburn	11	3-7	2-2	0-0	1-2-3	0	0	0	0	0	8					
vs. No. 4 Tennessee	26	4-12	1-5	0-0	1-2-3	2	1	2	0	3	9					
at South Carolina	20	3-6	1-2	1-2	0-0-0	1	2	2	0	1	8					
vs. LSU	16	2-6	1-2	0-0	0-1-1	1	0	1	0	0	5					
at Georgia	4	0-0	0-0	0-0	0-1-1	0	0	0	0	0	0					
at Vanderbilt	19	2-3	0-0	9-10	0-1-1	1	0	1	0	0	13					
vs. Arkansas	17	2-7	1-4	0-0	2-3-5	0	2	1	0	1	5					
at Auburn	16	1-4	1-2	2-2	0-1-1	1	1	4	0	0	5					
LSU (SEC OF)	6	2-5	0-0	2-2	0-0-0	3	0	0	0	0	6					
Vanderbilt (SEC SF)	10	3-6	1-4	0-0	0-3-3	1	1	3	0	1	7					
No. 4 Tennessee (SEC F)	14	1-6	0-2	2-2	0-0-0	1	0	1	0	0	4					
Hampton (NCAA 1st)	7	0-3	0-0	0-0	0-0-0	0	0	0	0	0	7					
No. 14 UNC (NCAA 2nd)	16	1-6	1-3	0-0	1-1-2	2	1	0	0	1	3					

* Started game

CAREER HIGHS

Points:	21 vs. Marist 12/30/12
FGM:	7, twice, last vs. Texas A&M 3/10/13
FGA:	23 vs. Texas A&M 3/10/13
FTM:	9 vs. Vanderbilt 2/20/11
FTA:	10 vs. Vanderbilt 2/20/11
3FGM:	5 vs. Auburn 1/20/13
3FGA:	11 at Texas A&M 2/18/13
O-Rebounds:	4 vs. Arkansas-Pine Bluff 12/21/10
D-Rebounds:	5, three times, last vs. Dayton 3/26/13
Total Rebounds:	8 vs. Arkansas-Pine Bluff 12/21/10
Assists:	8 vs. Texas A&M 1/10/13
Blocks:	1, four times, last vs. Texas A&M 3/10/13
Steals:	5 vs. Navy 3/24/13
Minutes:	36, three times, last vs. Dayton 3/26/13



Pinkett's Career Stats

Year	GP-GS	MIN	FG-FGA	PCT	3FG-FGA	PCT	FT-FTA	PCT	OFF-DEF	TOT-AVG	PF-FO	A	TO	BLK	ST	PTS-AVG
2010-11	34-8	636-18.7	78-209	.373	20-80	.250	63-82	.768	46-48	94-2.8	62-1	39	54	3	35	239-7.0
2011-12	34-0	443-13.0	62-163	.380	16-59	.271	26-40	.650	35-36	71-2.1	46-0	30	52	1	24	166-4.9
2012-13	35-0	339-9.7	34-102	.333	14-54	.259	16-20	.800	31-25	56-1.6	35-0	21	19	0	32	98-2.8
TOTAL	103-8	1418-13.8	174-474	.367	50-193	.259	105-142	.739	112-109	221-2.1	143-1	90	125	4	91	503-4.9

Pulled down a career-high tying eight rebounds against Mississippi Valley State, and scored a team-high tying 13 points ... Pulled down two rebounds, dished out an assist and had a steal in the season opener against Morehead State.

2010-11 (Redshirt Freshman)

Named to the SEC All-Freshman Team ... Saw action in all 34 games, starting the last eight ... UK's fourth-leading scorer (overall) and third-leading scorer in SEC play at 7.0 points per game ... Ranked sixth on UK's freshman list for free throws made (83) and 10th for free-throws attempted (82) ... Had 10 double-digit scoring games ... Made her first career start at Vanderbilt and scored 14 points in a career-high-tying 36 minutes ... Scored a team-high-tying 15 points vs. Tennessee in the SEC Tournament championship game ... Hit 15-of-18 free-throw attempts vs. Vanderbilt on Jan. 23 ... Her 15 made free throws were the most by any SEC player this season ... Named SEC Freshman of the Week for her performance against South Carolina and Mississippi State ... Came off the bench to notch a career-high 18 points and four assists in a career-high 25 minutes of play in helping UK secure its first conference win of the season over South Carolina ... Followed that performance with 13 points in a reserve role against Mississippi State, adding four rebounds and three assists in the win ... Was a major factor in the win over Chattanooga with a career-high tying three 3-point field goals for 11 points ... Had a career day against No. 12 Notre Dame, coming off the bench to chart 17 points on 7-of-14 shooting while going 3-of-6 from behind the arc ... Also collected a career-high five rebounds, four on the offensive end, in 23 minutes of action against the Irish.

2009-10 (Freshman)

Originally signed with the Wildcats in April of 2009 but deferred her enrollment to the spring semester, which began in January ... Practiced with the team but did not see action.

High School

Four-year starter for Coach Frank Oliver at Howard D. Woodson High School in Washington, D.C. ... Averaged a team-high 24.1 points per game in helping the Warriors to a 22-6 overall record during her senior season ... Named Most Valuable Player of the D.C. Interscholastic Athletic Association (2009) ... First-Team All-Beltway selection (2009) ... Scored 1,643 points

during her prep career ... Boasted career-highs of 45 and 42 points twice during her senior year ... Instrumental in helping H.D. Woodson win back-to-back City Titles.

The Cats' Cause

Volunteered to pack and deliver food for God's Pantry Backpack program ... Participated in Lexington's Fire Prevention Parade.



CAREER HIGHS

Points:	21 vs. Miami (Ohio) 11/28/12
FGM:	8, twice, last vs. Miami (Ohio) 11/28/12
FGA:	14 twice, last vs. Vanderbilt 2/20/11
FTM:	15 vs. Vanderbilt 1/23/11
FTA:	18 vs. Vanderbilt 1/23/11
3FGM:	3, three times, last vs. Miami (Ohio) 11/28/12
3FGA:	6, four times, last vs. Miami (Ohio) 11/28/12
O-Rebounds:	8 vs. Miami (Ohio) 11/28/12
D-Rebounds:	4, twice, last vs. Sam Houston State 11/25/11
Total Rebounds:	10 vs. Miami (Ohio) 11/28/12
Assists:	5, twice, last vs. Miami (Ohio) 11/28/12
Blocks:	2 vs. Alabama 1/30/11
Steals:	6 vs. Auburn 1/20/13
Minutes:	36, twice, last vs. Tennessee 3/6/11

JELLÉAH SIDNEY

FORWARD • JR • 6-2
QUEENS VILLAGE, N.Y./SAINT MICHAEL
ACADEMY/CHIPOLA JC

Date and Place of Birth: April 23, 1991/Queens, N.Y.
Parent(s): Annarie and George Sidney
Siblings: Sisters, Elon and Brianna
Major: Social Work
High School and Coach: Saint Michael Academy HS/Apache Paschall
Shooting Hand: Right
Twitter: @Jaybeautie23
Instagram: french_jamaican_beaute

CAT SCRATCHES

What has impressed you the most about Coach Mitchell and his coaching staff? "They care not only about us on the court but also off the court."

Who are some people you'd like to meet someday? "Michael Jordan, Kevin Garnett, Derrick Rose, Jay-Z, Beyoncé, K. Michelle, Kid Cudi, Rick Ross"

If someone were to make a movie about your life, who would you hope would play you? "Sanaa Lathan."

If someone asked you to give them a random piece of advice, what would you say? "To live everyday like it's your last and go to college."

Person that has most influenced you in life? How did they do it? "My older sister, Elon. No matter what obstacle she faces she always finds a way to get through it and never gives up."

What is your dream job? "Social worker."

What's the best decision you ever made? "Becoming a Wildcat."

Most famous person in your cell phone? "Kia Vaughn."

What's something most people don't know about you? "I am Jamaican and Martiniquan."

Favorite saying or quote you like to live by: "Always work just as hard to be a private success as you do to be a public success."

General

High-energy and physical presence in the post ... Long and aggressive defender ... Moves like a guard which makes her a multi-dimensional forward ... Transferred to Kentucky after one season at Chipola Junior College ... Was high school teammates with current Wildcat, Jennifer O'Neill at now defunct St. Michael Academy in New York City ... Growing up in New York City, she did not get her driver's license until the summer of 2012.

2012-13 (Sophomore)

Appeared in 22 of UK's 36 games ... Despite averaging just 1.7 points, 0.9 rebounds and 4.0 minutes per game prior to postseason play, she became a key post player off the bench in the NCAA Tournament ... Saw action in all four NCAA Tournament games, averaging 2.8 points, 2.8 rebounds and 13.8 minutes per game ... Played a career-high 20 minutes in UK's Sweet 16 victory over Delaware, grabbing a personal-best four rebounds and playing terrific defense against the Blue Hens' All-American Elena Delle Donne ... Saw 55 minutes of action in four NCAA Tournament games after playing a total of 72 minutes throughout the entire regular season ... Scored five points and knocked down a triple in the Elite Eight game vs. top-seeded UConn ... Scored four points and grabbed three rebounds in the Wildcats' second round NCAA Tournament victory over Dayton (3/26) ... Scored a career-high six points twice during non-conference play (USC Upstate and Alcorn State).

2011-12 (Chipola Junior College)

Led the Lady Indians in scoring with 11.8 points per game ... Team's second-leading rebounder with 8.3 rebounds per game ... Grabbed 46 steals, ranking second on the team in steals per game with 2.0 ... Named to the 2012 Women's Basketball Coaches' All-Panhandle Conference First Team.

High School

Led St. Michael Academy to a Class AA state championship title and a 24-3 overall record in her junior season ... In the spring of 2009, she competed with her club team, Exodus, in Russia, where the team played a pair of matches against the U-17 Russian national team ... Rated as one of the nation's top 100 high school players by Blue Star Basketball, All-Star Girls Report and Collegiate Girl's Basketball Report.

The Cats' Cause

Volunteered to pack and deliver food for God's Pantry Backpack program ... Volunteer at teammate Kastine Evans' Shooting At Success program ... Southern Hills 5K celebrity race starter ... Volunteered to pack bags for the Joplin, Mo., tornado victims ... Serves as a mentor at the Lexington Day Treatment Center for children.



Sidney's Career Stats

Year	GP-GS	MIN	FG-FGA	PCT	3FG-FGA	PCT	FT-FTA	PCT	OFF-DEF	TOT/AVG	PF-FO	A	TO	BLK	ST	PTS/AVG
2012-13	22-0	127-5.8	16-43	.372	6-19	.316	4-9	.444	16-12	28-1.3	23-0	10	13	6	12	42-1.9
TOTAL	22-0	127-5.8	16-43	.372	6-19	.316	4-9	.444	16-12	28-1.3	23-0	10	13	6	12	42-1.9

GAME-BY-GAME STATS

(Sophomore - 2012-13)																
Opponent	Min	FG-A	3PT-A	FT-A	Q-D-T	PF	A	TO	BS	ST	PTS					
vs. Delaware State	6	1-4	0-1	0-2	2-0-2	2	1	3	1	0	2					
at Baylor	5	0-1	0-1	0-0	0-1-1	2	0	2	1	2	0					
vs. High Point	3	0-1	0-0	0-0	0-1-1	0	1	1	0	0	0					
vs. Morehead State	2	0-1	0-0	0-0	0-0-0	0	0	0	0	0	0					
vs. USC Upstate	10	3-3	0-0	0-1	1-1-2	1	3	0	0	1	6					
vs. Miami (OH)	5	1-1	1-1	0-0	2-0-2	0	0	1	1	2	3					
at Louisville	DNP - COACH'S DECISION															
vs. DePaul	2	1-2	0-1	0-0	0-0-0	1	0	0	1	0	2					
vs. MTSU	2	0-0	0-0	0-0	0-0-0	1	0	0	0	0	0					
at Pepperdine	5	1-3	1-2	0-0	0-3-3	0	0	2	0	0	3					
at UC Santa Barbara	2	1-2	0-1	0-0	0-0-0	1	0	0	0	0	2					
vs. Alcorn State	7	1-4	1-3	3-4	1-2-3	1	2	1	0	2	6					
vs. Marist	3	1-2	1-1	0-0	0-0-0	0	0	0	0	0	3					
vs. Florida	DNP - COACH'S DECISION															
at Alabama	2	0-0	0-0	0-0	0-0-0	1	0	0	0	0	0					
vs. Texas A&M	DNP - COACH'S DECISION															
at Missouri	DNP - COACH'S DECISION															
vs. Mississippi State	3	0-0	0-0	0-0	0-0-0	0	0	0	0	0	0					
vs. Auburn	DNP - COACH'S DECISION															
at South Carolina	DNP - COACH'S DECISION															
vs. LSU	DNP - COACH'S DECISION															
vs. Georgia	DNP - COACH'S DECISION															
at Arkansas	DNP - COACH'S DECISION															
at Vanderbilt	1	0-1	0-0	0-0	0-0-0	1	0	0	0	0	0					
vs. South Carolina	DNP - COACH'S DECISION															
at Texas A&M	DNP - COACH'S DECISION															
at LSU	DNP - COACH'S DECISION															
at Ole Miss	12	1-5	1-2	1-2	3-0-3	1	1	0	0	1	4					
vs. Tennessee	DNP - COACH'S DECISION															
vs. Vanderbilt	1	0-1	0-1	0-0	0-0-0	0	0	0	0	0	0					
vs. Georgia	1	0-0	0-0	0-0	0-0-0	1	0	0	0	0	0					
vs. Texas A&M	DNP - COACH'S DECISION															
vs. Navy	9	0-2	0-1	0-0	2-1-3	0	0	2	0	2	0					
vs. Dayton	13	2-4	0-1	0-0	2-1-3	3	1	0	0	0	4					
vs. Delaware	20	1-1	0-0	0-0	3-1-4	4	0	1	0	2	2					
vs. Connecticut	13	2-5	1-3	0-0	0-1-1	3	1	0	2	0	5					

CAREER HIGHS

Points:	6, twice, last vs. Alcorn State 12/28/12
FGM:	3 vs. USC Upstate 11/25/12
FGA:	5 vs. UCONN 4/1/13
FTM:	3 vs. Alcorn State 12/28/12
FTA:	4 vs. Alcorn State 12/28/12
3FGM:	1, six times, last vs. UCONN 4/1/13
3FGA:	3, twice, last vs. UCONN 4/1/13
Q-Rebounds:	3 at Ole Miss 2/28/13
D-Rebounds:	3 at Pepperdine 12/18/12
Total Rebounds:	4 vs. Delaware 3/30/13
Assists:	3 vs. USC Upstate 11/25/12
Blocks:	2, four times, last vs. DePaul 12/7/12
Steals:	2, twice, last vs. Alcorn State 12/28/12
Minutes:	20 vs. Delaware 3/30/13



DENESHA STALLWORTH

FORWARD • SR • 6-3

RICHMOND, CALIF./PINOLE VALLEY/CALIFORNIA

Date and Place of Birth: May 5, 1992/Richmond, Calif.

Parent(s): Lisa and Chris Stallworth

Sibling(s): Deja Stallworth and DeSean Dean

Major: Family Sciences with a Minor in African American Studies

Contemplated Profession: Interpreter for American Sign Language

High School and Coach: Pinole Valley/Dan O'Shea

Shooting Hand: Right

CAT SCRATCHES

What's something most people don't know about you? "I do not know how to swim."

What has impressed you the most about Coach Mitchell and his coaching staff? "His passion and love for the game."

If you could trade places with Coach Mitchell for one day, what would you do? "Cancel practice and take the team to a water park."

If someone asked you to give them a random piece of advice, what would you say? "Never let someone tell you you can't do something."

If someone were to make a movie about your life, who would you hope would play you? "Gabrielle Union."

What has given you the most joy in the last year? "Making it to my first NCAA Elite Eight."

Person that has most influenced you in life? How did they do it? "My mother because no matter what type of adversity hits her she stays positive and makes the best out of the situation."

What is your dream job? "An American Sign Language interpreter."

What's the best decision you ever made? Choosing to play basketball because of all opportunities I have been given."

What's your favorite joke? "What do you call cheese that is not yours? Nacho cheese." ;)

General

UK's leading returning scorer (12.5 points per game) ... One of the nation's top post players ... Combines a finesse game with physical play ... Ranked second on the team last season in blocks (52), scoring (12.5 ppg), rebounds (6.0 rpg), field goal percentage (.484) and field goals made (181), and third in assists (1.9 apg) ... Played two seasons for the California Golden Bears prior to transferring to Kentucky ... Has charted 21 career double-doubles, including nine at UK ... Chose UK over LSU and Florida ... One of seven McDonald's All-Americans on the team ... Set to graduate in December of 2013 with a degree in family sciences with a minor in African American studies ... Aspires to be an American Sign Language interpreter.

- All-SEC, first team (Coaches) - 2013
- All-SEC, second team (AP) - 2013
- SEC Winter Academic Honor Roll - 2012-13
- SEC Player of the Week (Dec. 3, 2012)

2012-13 (Junior)

Started in 35 of UK's 36 games ... Did not travel to Ole Miss (2/18/13) due to an illness ... Named First-Team All-SEC (Coaches), Second-Team All-SEC (AP), SEC Winter Academic Honor Roll ... Second on the team in blocks (52), scoring (12.5 ppg), rebounds (6.0 rpg), field goal percentage (.484) and field goals made (181), and third in assists (1.9 apg) ... Ranked top-20 in the SEC in scoring (16th, 12.5 ppg),

rebouncing (19th, 6.0 rpg), field goal percentage (4th, .484) and blocks (5th, 1.5 bpg) ... In SEC-only games, ranked 19th in scoring (12.6), 16th in rebounding (6.5) and fourth in blocked shots (1.6) ... Fifth on UK's single-season blocks list with 52 ... Has 21 career double-doubles, including a team-high nine in her first season at UK ... Scored in double figures in 27-of-35 games play, including 11-of-15 SEC contests ... Averaged 11.3 points and 6.3 rebounds in four NCAA Tournament games ... Posted a double-double in leading the Wildcats to a win over Navy in the NCAA Tournament first round with 18 points and 11 rebounds ... Had two 20-point games, including 21 vs. Marist (12/30) and a UK career-high 25 vs. Mississippi State (1/17) ... Has tallied 1,366 points (438 at UK) and 663 rebounds (209 at UK) in her collegiate career ... Was Kentucky's leading scorer eight times.

2011-12 (Redshirt Junior)

Sat out due to NCAA transfer rules.

2010-11 (Sophomore-Cal)

Led the team in scoring, averaging 13.3 points per game (8th in the Pac-10) while grabbing 6.4 rebounds a game (12th in the Pac-10) ... Named an All-Pac-10 media selection in helping lead her squad to the Women's National Invitational Tournament for the second straight season ... Began the season as the first Cal player since the 2007-08 season to have four consecutive double-doubles ... Just missed a fifth double-double with 19 points and 8 rebounds against Fullerton ... Began the season with nine consecutive games scoring in double digits ... Tied a career high with 11 rebounds against Yale ... Scored 20 points in the first half against Portland State, making her first six field goal attempts ... Named to the Colliers International Classic All-Tournament team ... Scored a season-high 27 points against Long Beach State ... Had back-to-back 20-point games against USC and UCLA, the second time in her career she accomplished that ... Charted her seventh 20-point game of the season, playing 40 minutes at home against Washington State ... Scored 12 points in the final game of the season at Colorado.

2009-10 (Freshman-Cal)

Only player to start all 37 games ... Selected to the Pac-10 All-Freshman Team and the official Pac-10 All-Freshman Team as Cal's second-leading scorer (12.9) and rebounder (6.4 ppg) ... Swatted a team-high 42 blocks, the 11th-highest single-season total in program history ... Second-highest block total among Pac-10 freshmen and fifth overall among the Pac-10 players ... Helped lead the Golden Bears to the 2010 WNIT Championship title ... Named to the WNIT All-Tournament Team selection after averaging 15.7 points and 7.3 rebounds ... Ranked second among Pac-10 freshmen in scoring and third among the rookies in rebounding and charted the best field-goal percentage among all Pac-10 freshmen at 50.5 percent, ranking fifth overall in the Conference and 43rd among all NCAA DI players (with a minimum of 5.0 field goals per game) ... Scored 17 points with three assists and eight rebounds in her Cal debut ... Scored in double-digits in the first seven games of her collegiate career ... Became just the second Cal freshman to score 30 points in a game (at USC) ... Logged her

first career double-double with 14 points and 10 rebounds against USC ... Had back-to-back 19-point scoring games in the home series against Oregon and Oregon State ... Had the second double-double of her career against Oregon, adding 11 rebounds to the 19 points ... Had the first back-to-back 20-point scoring games of her career with 28 points in the WNIT game at Oregon followed by 26 points against BYU ... Closed out the season with her third 20+ point game of the WNIT, scoring 21 against Miami.

High School

Named a 2009 McDonald's All-American and 2009 WBCA All-American after an impressive prep career ... 2009 Parade Magazine Fourth Team All-America and First-Team All-State selection ... 2008 Street & Smith All-American Honorable Mention ... Rated as the No. 12 prospect in the nation by Blue Star, No. 15 by Collegiate Girls Basketball report, No. 24 by ESPN HoopGurlz and No. 32 by the All-Star Girls Report, including the No. 4 forward prospect by ESPN HoopGurlz ... Ranked as the No. 1 prospect in the class of 2009 by NorCal Prep ... Finished her high school career with 2,170 points and 1,002 rebounds and was a three-time Most Valuable Player at PVHS ... Leading scorer in the state of California for the 2008-09 season, averaging 27.7 ppg ... MVP of all the summer tournaments she played in (2006-08) ... Earned a CIF Championship at PVHS in 2007.

The Cats' Cause

Volunteered to pack and deliver food for God's Pantry BackPack program ... Participated in Lexington's Fire Prevention Parade.



Stallworth's Career Stats

Year	GP-GS	MIN	FG-FGA	PCT	3FG-FGA	PCT	FT-FTA	PCT	OFF-DEF	TOT/AVG	PF-FO	A	TO	BLK	ST	PTS/AVG
2009-10*	34-34	1119/32.9	193/408	.473	5-21	.238	61-100	.610	80-137	217/6.4	41-1	37	87	34	41	452/13.3
2010-11*	37-37	1097/29.6	188-372	.505	9-23	.391	91-127	.717	105-132	237/6.4	78-2	32	83	42	36	476/12.9
2012-13	35-35	873-24.9	181-374	.484	10-34	.294	66-82	.805	83-126	209-6.0	90-2	68	79	52	41	438-12.5
TOTAL	35-35	873-24.9	181-374	.484	10-34	.294	66-82	.805	83-126	209-6.0	90-2	68	79	52	41	438-12.5
All*	106-106	3089-29.1	562-1154	.487	24-78	.308	218-309	.706	268-395	663-6.3	242-5	137	249	128	118	1366-12.9

GAME-BY-GAME STATS

(Junior - 2012-13)																
Opponent	Min	FG-A	3PT-A	FTA	O-D-T	PF	A	TO	BS	ST	PTS					
vs. Delaware State*	19	5-9	1-1	0-0	1-1-2	3	3	4	0	0	11					
at Baylor*	13	2-2	0-0	0-0	0-1-1	3	0	2	0	1	4					
vs. High Point*	13	3-4	0-0	1-2	0-0-0	1	1	2	2	2	7					
vs. Morehead State*	26	5-12	0-0	0-0	3-7-10	3	1	3	3	0	10					
vs. USC Upstate*	15	3-5	0-0	5-7	0-3-3	0	0	0	2	1	11					
vs. Miami (OH)*	28	6-12	0-2	0-0	1-7-8	2	2	0	4	0	12					
at Louisville*	39	7-17	0-2	0-1	2-3-5	2	1	5	2	1	14					
vs. DePaul*	25	7-13	0-1	3-3	8-5-13	2	4	2	0	1	17					
vs. MTSU*	33	7-14	1-3	1-2	0-3-3	3	5	3	2	1	16					
at Pepperdine*	22	8-13	0-1	1-2	0-2-2	4	0	3	2	2	17					
at UC Santa Barbara*	30	6-12	0-1	0-0	3-4-7	1	4	2	0	0	12					
vs. Alcorn State*	23	5-11	0-1	0-0	2-8-10	1	7	2	2	2	10					
vs. Marist*	36	8-14	0-1	5-6	2-1-3	3	3	2	1	2	21					
vs. Florida*	31	7-14	1-3	2-3	4-6-10	3	0	4	3	0	17					
at Alabama*	21	5-9	1-1	8-8	4-6-10	5	2	5	0	1	19					
vs. Texas A&M*	35	5-11	1-1	1-2	3-3-6	2	1	1	1	1	12					
at Missouri*	29	5-13	0-0	7-7	2-3-5	3	3	3	3	3	17					
vs. Mississippi State*	24	9-15	0-0	7-7	4-2-6	0	4	0	1	2	25					
vs. Auburn*	24	6-11	1-1	3-4	3-7-10	4	3	1	0	1	16					
at South Carolina*	26	6-11	0-0	0-0	2-8-10	5	3	1	0	1	12					
vs. LSU*	20	2-5	0-0	0-0	1-4-5	2	2	4	2	1	4					
vs. Georgia*	34	4-13	2-4	0-0	1-3-4	2	3	5	3	5	10					
at Arkansas*	24	4-8	1-2	3-4	2-3-5	3	2	4	1	2	12					
at Vanderbilt*	18	1-4	0-0	2-3	2-0-2	4	1	2	0	1	4					
vs. South Carolina*	16	4-8	0-0	1-3	2-0-2	1	0	0	0	1	9					
at Texas A&M*	33	6-16	0-2	0-1	6-6-12	3	2	2	7	0	12					
at LSU*	25	4-8	0-1	0-0	2-1-3	2	2	2	3	0	8					
at Ole Miss					DNP - ILLNESS											
vs. Tennessee*	24	4-13	0-2	4-4	5-3-8	3	1	1	0	0	12					
vs. Vanderbilt*	21	4-9	0-0	6-6	4-2-6	4	2	1	1	3	14					
vs. Georgia*	31	9-16	0-0	0-0	2-3-5	1	2	1	4	1	18					
vs. Texas A&M*	19	4-12	0-0	2-2	3-1-4	0	0	0	1	1	10					
vs. Navy*	27	8-13	1-3	1-1	3-8-11	2	2	5	2	3	18					
vs. NDayton*	23	6-10	0-0	2-2	2-3-5	4	0	2	0	1	14					
vs. NDelaware*	13	2-5	0-0	0-0	1-0-1	4	1	1	0	0	4					
vs. NConnecticut*	33	4-12	0-1	1-2	1-7-8	1	1	3	0	0	9					

* Started Game

CAREER HIGHS

Points:	25 vs. Mississippi St. 1/17/13
FGM:	9 vs. Mississippi St. 1/17/13
FGA:	17 at Louisville 12/2/12
FTM:	8 at Alabama 1/6/13
FTA:	8 at Alabama 1/6/13
3FGM:	2 vs. Georgia 2/3/13
3FGA:	4 vs. Georgia 2/3/13
O-Rebounds:	8 vs. DePaul 12/7/12
D-Rebounds:	8, twice, last at South Carolina 1/24/13
Total Rebounds:	13 vs. DePaul 12/7/12
Assists:	7 vs. Alcorn State 12/9/12
Blocks:	7 at Texas A&M 2/18/13
Steals:	5 vs. Georgia 2/3/13
Minutes:	39 at Louisville 12/2/12



JANEE THOMPSON

GUARD • SO • 5-7
CHICAGO, ILL./WHITNEY YOUNG HS

Date and Place of Birth: October 6, 1993/Chicago, Ill.
Parent(s): April Robinson and Robert Thompson
Siblings: Brother, Najee
Major: Journalism
High School and Coach: Whitney Young HS/Corry Irvin
Shooting Hand: Right
Twitter: @Houdini_tonem
Instagram: houdini_3

CAT SCRATCHES

What has impressed you the most about Coach Mitchell and his coaching staff? "How much effort they put into our team off the court trying to make sure that we are all-around successful people when we leave college."

If you could trade places with Coach Mitchell for one day, what would you do? "I would take his credit card and go buy all of the shoes I could ever think of wanting."

Who are some people you'd like to meet someday? "Derrick Rose, Derrick Rose and Derrick Rose."

If someone asked you to give them a random piece of advice, what would you say? "Stay in school."

What are some things that make you really happy? "My family, friends, buying shoes and playing basketball."

If someone were to make a movie about your life, who would you hope would play you? "Scarlett Johansson."

Person that has most influenced you in life? How did they do it? "My mother. She has been a servant to me and my family for as long as I could remember. She has done everything and more for us and all without ever complaining."

What is one thing you wish you could be better at? "Handstands."

What do you think people think of you? "That I'm nice, generous, compromising and funny."

If I knew then what I know now, I would ... "Have more money saved."

General

A pure shooter who has great ball-handling skills and is known as a lock down defender ... Had four games in double figures as a freshman, including a career-high 14 points vs. Miami (Ohio) ... One of seven McDonald's All-Americans on the team ... Was a teammate of freshman Linnae Harper at Whitney Young High School in Chicago.

- SEC First-Year Academic Honor Roll - 2012-13

2012-13 (Freshman)

Appeared in 34-of-36 games ... Seventh on the team in scoring (4.0 ppg) ... Scored in 26-of-34 games played, including four with double figures ... Came off the bench to score 11 points at Ole Miss (2/28), marking her first double-figure scoring game since scoring 13 points at Louisville (12/2) ... Played a key role in Kentucky's 70-66 road victory at No. 10/13 Texas A&M (2/18), scoring six points in 10 minutes off the bench, while making a career-high 4-of-4 free throws ... Made three straight critical free throws down the stretch and nailed the game-winning 3-pointer with 8.4 seconds left at No. 7/6 Louisville (12/2), lifting UK to a 48-47 win and marking its first win at Louisville since 1999 ... After not seeing action in the first half against the Cards, she turned in a 13-point second half performance to go along

with two rebounds, two assists and a steal ... Netted a career-high 14 points on 5-of-8 shooting, including 3-for-4 from beyond the arc in 15 minutes off the bench against Miami (Ohio) (11/28) ... Knocked down a 3-pointer, scoring three points in 14 minutes off the bench at No. 1 Baylor (11/13) ... Named to the SEC First-Year Academic Honor Roll with a pre-journalism major.

High School

Rated as the No. 6 point guard in the class of 2012 by ESPN's HoopGurlz, and the No. 35 player overall ... Earned McDonald's All-America honors ... Recorded seven points, two steals and two assists in helping the East win the McDonald's All-American game ... Named to the 2012 All-State First Team by the *Chicago Tribune* ... Averaged 18.3 points, 5.5 assists, 2.0 steals per game in helping lead Whitney Young to an undefeated Class 4A state title run and a No. 2 national ranking ... Charted 12 points and five assists in the championship game vs. Edwardsville High School ... Dished out an Illinois High School Association record 13 assists in the semifinals vs. Bartlett High School to go along with her team-high 18 points ... Scored 34 points in the Dolphins' four-overtime victory over Bolingbrook in a 4A supersectional ... Named ESPNChicago.com Prep Athlete of the Week ... Averaged 7.4 points and 2.3 assists in the final 14 games for the Dolphins as a junior after returning to action from a torn ACL ... Named an Honorable Mention All-American by Sporting News along with earning Most Valuable Player honors at the 2011 Fila Deep South Classic and All-Tournament team honors at the 2011 Nike Battle in the Boro ... Chose Kentucky over Auburn, Miami (Fla.), Northwestern, South Carolina and Virginia Tech, among others.

The Cats' Cause

Volunteered to pack for God's Pantry BackPack program ... Volunteered to pack food at God's Pantry for Hunger Action Month.



Thompson's Career Stats

Year	GP-GS	MIN	FG-FGA	PCT	3FG-FGA	PCT	FT-FTA	PCT	OFF-DEF	TOT/AVG	PF-FO	A	TO	BLK	ST	PTS/AVG
2012-13	34-0	365-10.7	47-136	.346	12-40	.300	30-42	.714	9-24	33-1.0	46-2	31	38	1	21	136-4.0
Total	34-0	365-10.7	47-136	.346	12-40	.300	30-42	.714	9-24	33-1.0	46-2	31	38	1	21	136-4.0

GAME-BY-GAME STATS

(Freshman - 2012-13)																
Opponent	Min	FG-A	3PT-A	FT-A	O-D-T	PF	A	TO	BS	ST	PTS					
vs. Delaware State	10	0-2	0-0	2-2	0-0-0	5	1	2	0	0	2					
at Baylor	14	1-7	1-4	0-0	0-0-0	0	0	4	0	0	3					
vs. High Point	8	0-2	0-0	2-2	0-1-1	1	0	0	0	0	2					
vs. Morehead State	9	0-2	0-0	0-0	0-2-2	1	0	1	0	0	0					
vs. USC Upstate	11	4-6	2-4	0-0	2-1-3	2	1	1	0	2	10					
vs. Miami (OH)	15	5-8	3-4	1-2	0-2-2	2	0	1	0	1	14					
at Louisville	16	4-8	2-3	3-3	1-1-2	0	2	2	0	1	13					
vs. DePaul	14	2-7	1-4	0-0	1-0-1	1	1	2	0	0	5					
vs. MTSU	19	4-9	0-2	0-0	0-2-2	1	1	1	0	1	8					
at Pepperdine	21	2-4	0-2	2-3	0-0-0	1	2	1	0	2	6					
at UC Santa Barbara	19	1-5	0-2	2-2	0-0-0	2	2	0	0	1	4					
vs. Alcorn State	22	0-1	0-0	0-0	0-0-0	2	3	1	0	1	0					
vs. Marist	10	3-6	0-0	1-1	1-1-2	1	0	2	0	1	7					
vs. Florida	5	0-1	0-1	0-0	0-1-1	0	0	0	0	0	0					
at Alabama	DNP - COACH'S DECISION															
vs. Texas A&M	5	1-2	0-0	1-3	0-0-0	1	0	0	0	1	3					
at Missouri	1	0-0	0-0	0-0	0-0-0	0	0	0	0	0	0					
vs. Mississippi State	9	1-4	0-1	0-0	0-1-1	3	3	2	0	1	2					
vs. Auburn	9	0-5	0-4	0-0	0-1-1	3	1	3	0	0	0					
at South Carolina	2	0-0	0-0	0-0	0-1-1	0	0	1	0	0	0					
vs. LSU	18	2-5	1-1	3-6	0-1-1	1	3	1	0	0	8					
vs. Georgia	5	0-2	0-0	1-2	0-2-2	0	0	0	0	0	1					
at Arkansas	DNP - COACH'S DECISION															
at Vanderbilt	11	0-4	0-1	0-0	0-1-1	1	1	1	0	1	0					
vs. South Carolina	4	1-1	0-0	0-0	0-0-0	1	0	1	0	0	2					
at Texas A&M	10	1-2	0-0	4-4	0-0-0	0	0	2	0	0	6					
at LSU	7	2-2	0-0	0-0	0-0-0	3	0	1	0	1	4					
at Ole Miss	14	5-7	0-0	1-2	1-1-2	1	3	1	0	0	11					
vs. Tennessee	6	0-4	0-2	0-0	0-1-1	5	2	1	0	0	0					
vs. Vanderbilt	17	2-6	1-1	2-4	0-0-0	3	3	0	0	2	7					
vs. Georgia	10	1-3	1-2	1-2	0-1-1	0	0	2	0	1	4					
vs. Texas A&M	10	2-9	0-1	0-0	2-2-4	1	0	0	1	0	4					
vs. Navy	13	0-2	0-0	2-2	1-1-2	1	1	1	0	1	2					
vs. Dayton	4	1-3	0-0	0-0	0-0-0	0	0	1	0	2	2					
vs. Delaware	8	1-2	0-0	2-2	0-0-0	0	1	1	0	0	4					
vs. Connecticut	10	1-5	0-1	0-0	0-0-0	2	0	1	0	1	2					

CAREER HIGHS

Points:	14 vs. Miami (Ohio) 11/28/12
FGM:	5, twice, last at Ole Miss 2/28/13
FGA:	9, twice, last vs. Texas A&M 3/10/13
FTM:	4 at Texas A&M 2/18/13
FTA:	6 vs. LSU 1/27/13
3FGM:	3 vs. Miami (Ohio) 11/28/12
3FGA:	4, four times, last vs. Auburn 1/20/13
O-Rebounds:	2, twice, last vs. Texas A&M 3/10/13
D-Rebounds:	2, five times, last vs. Texas A&M 3/10/13
Total Rebounds:	3 vs. USC Upstate 11/25/12
Assists:	3, four times, last vs. Vanderbilt 3/8/13
Blocks:	1 vs. Texas A&M 3/10/13
Steals:	3 vs. Alcorn State 12/28/12
Minutes:	22 vs. Alcorn State 12/28/12



SAMARIE WALKER

FORWARD/CENTER • SR • 6-3 • WEST CARROLLTON,
OHIO/CHAMINADE-JULIENNE HS/UConn

Date and Place of Birth: Sept. 15, 1992/Danville, Ill.
Parent(s): Samuel and Twanna Walker
Sibling(s): Samuel Walker II
Major: Merchandising, Apparel, and Textiles
Contemplated Profession: Fashion Designer/Fashion Stylist/Entrepreneur
High School and Coach: Chaminade-Julienne Catholic High School/Marc Greenberg/Duane Williams
Shooting Hand: Right
Twitter: @samarie_
Instagram: crownmaking_23

CAT SCRATCHES

What's something most people don't know about you? "I like country music."

What has impressed you the most about Coach Mitchell and his coaching staff? "They're all about the players."

Who are some people you'd like to meet someday? "Sean 'P.Diddy' Combs, Warren Buffet, Rihanna, Jay-Z, Beyonce, Oprah, Bill Gates and Nicki Minaj."

What are some things that make you really happy? "Family, shopping, basketball and music."

Person that has most influenced you in life? How did they do it? "My mother, father and brother. They have stuck by me through everything and have encouraged me to be my best at everything I do. They are my motivators."

What are some of your major goals in life? "To be successful in all that I do. My ultimate goal is to become one of the best stylists in the world and to be happy."

What song gets you pumped up for a game? "Blood on the Leaves' by Kanye West."

What's one of the scariest things you've ever done? "Skydiving."

Do you have a favorite number? Any particular reason why you like that number? "No. 23 for Michael Jordan."

Favorite saying or quote you like to live by: "You only live once."

General

Explosive and powerful post player with the ability to score anywhere on the floor ... A valuable defender as she can guard a variety of positions ... Led Kentucky in rebounding (8.1 rpg), steals (7.2), field goal percentage (.524) and blocks (5.6) last season ... Has 11 career double-doubles, including eight at UK ... One of seven McDonald's All-Americans on the UK Hoops squad ... Father Samuel Walker played basketball at the University of New Mexico (1980-1985) ... Set to graduate in May of 2014 with a degree in merchandising, apparel, and textiles.

- All-SEC, second team (Coaches) - 2013
- Preseason All-SEC, second team (Coaches and Media) - 2013
- SEC All-Defensive team (Coaches) - 2013
- NCAA All-Regional Tournament team - 2012
- NCAA All-Regional Tournament team - 2012

2012-13 (Junior)

Played and started in all 36 games ... Named to the All-SEC Second Team and All-Defensive Team by the league coaches ... Led Kentucky in rebounding (8.1 rpg), steals (7.2), field goal percentage (.524) and blocks (5.6) ... Finished fifth on the team in scoring (8.7 ppg) ... Had 14 double-figure scoring games, including a season-high 21 points vs. Alcorn

State (12/28) ... Only post player in the SEC to rank in the top 11 in rebounding (5th, 8.1), blocks (5th, 1.5) and steals (11th, 2.0) ... Tied for second on UK's single-season blocks list with 56 ... Tallied a block in 29-of-36 games and had at least two blocks in 20 games ... Recorded a steal in 35-of-36 games, including 19 in a row ... UK's leading rebounder in 18 games, 13 were in double figures ... Grabbed a season-high 14 rebounds vs. Alcorn State (12/28) ... Second on the team in double-doubles with eight.

2011-12 (Sophomore)

Played in 25 games with nine starting assignments ... Named to the NCAA All-Regional Tournament team after averaging 13.3 points and 10.8 rebounds in NCAA Tournament play ... Tied the UK single-game NCAA Tournament rebounds record (13) twice ... Led the team in rebounding (7.2 rpg) ... Recorded six or more rebounds in 17 of 25 games played, and nine or more boards in six of the last nine games ... Scored in all 25 games played, averaging 8.7 ppg ... Had double-figure points in eight games, including the last three of the season ... Charted three double-doubles ... Scored a team-high 14 points and grabbed five rebounds vs. UConn in the Elite Eight ... Charted back-to-back double-doubles with 16 points and 12 rebounds vs. Gonzaga in the Sweet 16 and 15 points and 13 rebounds in the previous game vs. Green Bay in the second round of the NCAA Tournament ... Eight points and 13 rebounds vs. McNeese State in the first round ... Grabbed team-high nine boards vs. Florida in SEC Tournament quarters ... Scored nine points to go with a team-high 10 rebounds at Mississippi State ... Recorded her first career double-double vs. Vanderbilt, registering 15 points and 12 rebounds ... Scored 13 points on 6-7 shooting at Alabama, while also grabbing five boards and three steals ... Scored eight points and grabbed a team-high six boards at LSU ... Scored nine points and pulled down seven boards vs. Alabama ... Dominated the boards at Auburn, grabbing a career-high 15 rebounds ... Scored nine points, pulled down seven boards and tied career highs in blocks (3) and steals (3) vs. Florida

... Was one rebound shy of a double-double at Georgia, finishing with a career-high 18 points on 8-10 shooting and a career-high nine rebounds ... Started her first game in her UK career at Middle Tennessee ... Scored seven points and grabbed seven rebounds in 12 minutes in her debut at No. 3 Notre Dame.

2010-11 (Freshman-UConn)

Played in 17 games, earning one start vs. Lehigh ... Averaged 6.2 points and 5.8 rebounds in 18.8 minutes per game ... Hit 58.7 (44-of-75) percent from the field and scored in double digits in five games, including a career-high 15 pts vs. St. John's ... Grabbed double-figure rebounds twice, pulling down 11 vs. South Florida and a career-high 13 boards vs. Marquette.

High School

Ranked as the No. 10 overall prospect and No. 5 among forwards by ESPN Hoopgurlz ... Listed as the eighth-best recruit nationally by Blue Star and No. 10 by the All-Star Girls Report ... Honored as a First-Team All-American by ESPN Rise while also earning a spot on the McDonald's All-America Team with UK teammate Jennifer O'Neill (Bronx, N.Y.) ... Earned Parade Magazine Second-Team All-America honors ... Was voted onto the USA Today All-USA Third Team and was a Division II All-Ohio First-Team selection ... Earned a spot on the Women's Basketball Coaches Association All-America Team and posted a double-double of 10 points and 10 rebounds in the WBCA All-America Game ... Averaged 16 points, 10 rebounds and 2.5 assists per game as a senior at Chaminade-Julienne High School in Dayton, Ohio.

The Cats' Cause

Volunteered to pack bags for the Joplin, Mo., tornado victims ... Frequent volunteer at Lexington's Ronald McDonald House, where she cleans the house and does other chores as needed ... Salvation Army bell ringer ... Participated in Lexington's Fire Prevention Parade ... Volunteered to pack food at God's Pantry for Hunger Action Month.



Walkers' Career Stats

Year	GP-GS	MIN	FG-FGA	PCT	3FG-FGA	PCT	FT-FTA	PCT	OFF-DEF	TOT-AVG	PF-FO	A	TO	BLK	ST	PTS-AVG
2010-11*	17-1	319-18.8	44-75	.587	0-0	.000	17-32	.531	31-68	99-5.8	32-1	13	21	5	17	105-6.2
2011-12	25-9	517-20.7	88-182	.484	0-0	.000	42-72	.583	77-102	179-7.2	68-1	12	39	22	34	218-8.7
2012-13	36-36	958-26.6	122-233	.524	0-0	.000	69-110	.627	113-180	293-8.1	78-0	44	64	56	72	313-8.7
TOTAL	61-45	1475-24.2	210-415	.506	0-0	.000	111-182	.610	190-282	472-7.7	146-1	56	103	78	106	531-8.7
All*	78-46	1794-23.0	254-490	.518	0-0	.000	128-214	.598	221-350	571-7.3	178-2	69	124	83	123	636-8.2

*at Connecticut

GAME-BY-GAME STATS

(Junior - 2012-13)												
Opponent	Min	FG-A	3PT-A	FT-A	O-D-T	PF	A	TO	BS	ST	PTS	
vs. Delaware State*	15	4-5	0-0	0-0	5-2-7	3	1	3	1	1	8	
at Baylor*	31	3-7	0-0	0-2	5-4-9	2	1	4	1	2	6	
vs. High Point*	27	3-5	0-0	0-2	4-8-12	2	3	3	0	2	6	
vs. Morehead State*	18	5-11	0-0	5-6	7-6-13	0	3	2	3	2	15	
vs. USC Upstate*	23	4-6	0-0	5-8	1-2-3	0	2	0	3	4	13	
vs. Miami (OH)*	28	2-4	0-0	2-4	1-7-8	2	2	0	1	2	6	
at Louisville*	13	0-0	0-0	2-2	4-1-5	4	0	2	1	2	2	
vs. DePaul*	28	7-11	0-0	4-6	6-4-10	1	1	2	2	2	18	
vs. MTSU*	26	2-6	0-0	2-2	6-2-8	3	3	1	3	2	6	
at Pepperdine*	18	4-6	0-0	2-4	1-4-5	3	3	2	0	3	10	
at UC Santa Barbara*	26	6-10	0-0	0-0	5-5-10	2	1	1	2	2	12	
vs. Alcorn State*	28	8-13	0-0	5-5	10-4-14	2	1	1	3	5	21	
vs. Marist*	24	2-5	0-0	1-2	1-3-4	3	2	1	2	2	5	
vs. Florida*	35	2-4	0-0	2-2	1-8-9	4	1	0	2	1	6	
at Alabama*	28	6-8	0-0	3-6	7-6-13	3	1	2	1	2	15	
vs. Texas A&M*	24	1-3	0-0	1-4	3-8-11	3	1	1	0	2	3	
at Missouri*	22	1-5	0-0	0-0	0-7-7	3	0	2	0	0	2	
vs. Mississippi State*	27	4-6	0-0	1-1	3-3-6	2	1	4	2	2	9	
vs. Auburn*	29	6-8	0-0	3-4	2-4-6	0	0	1	2	2	15	
at South Carolina*	34	1-2	0-0	2-6	0-9-9	2	1	3	4	1	4	
vs. LSU*	38	4-7	0-0	2-5	2-11-13	2	3	0	2	1	10	
vs. Georgia*	33	5-11	0-0	2-6	6-5-11	1	0	0	0	2	12	
at Arkansas*	29	6-9	0-0	4-4	1-5-6	4	0	1	1	2	16	
at Vanderbilt*	33	5-10	0-0	0-0	4-9-13	1	1	2	2	2	10	
vs. South Carolina*	19	2-5	0-0	3-4	2-4-6	4	1	0	2	1	7	
at Texas A&M*	23	3-5	0-0	3-6	4-7-11	3	1	1	2	1	9	
at LSU*	37	5-9	0-0	0-0	3-5-8	3	1	2	2	3	10	
at Ole Miss*	19	2-8	0-0	5-5	6-7-13	0	0	2	2	2	9	
vs. Tennessee*	26	5-9	0-0	0-1	2-1-3	3	2	3	0	5	10	
vs. Vanderbilt*	20	1-3	0-0	1-2	1-3-4	3	1	4	3	1	3	
vs. Georgia*	27	1-3	0-0	0-0	1-3-4	1	2	3	0	1	2	
vs. Texas A&M*	31	1-5	0-0	1-2	3-6-9	4	0	3	1	3	3	
vs. Navy*	32	5-11	0-0	4-4	3-3-6	1	0	2	1	1	14	
vs. Dayton*	30	3-4	0-0	0-0	1-6-7	2	3	1	1	2	6	
vs. Delaware*	34	3-8	0-0	2-3	2-9-11	1	0	2	2	1	8	
vs. Connecticut*	23	0-1	0-0	2-2	1-2-3	1	1	3	2	2	2	

* Started Game

CAREER HIGHS

Points:	21 vs. Alcorn State 12/28/12
FGM:	8, twice, last vs. Alcorn State 12/28/12
FGA:	14 vs. Vanderbilt 2/20/12
FTM:	5, four times, last at Ole Miss 2/28/13
FTA:	8 vs. Florida 3/2/12
3FGM:	--
3FGA:	--
O-Rebounds:	10 vs. Alcorn State 12/28/12
D-Rebounds:	11 vs. LSU 1/27/13
Total Rebounds:	15 at Auburn 1/26/12
Assists:	3, six times, last vs. Dayton 3/26/13
Blocks:	4 at South Carolina 1/24/13
Steals:	5, twice, last vs. Tennessee 3/3/13
Minutes:	38 vs. LSU 1/27/13



MAKAYLA EPPS

GUARD • FR • 5-10

LEBANON, KY/MARION COUNTY HS

Date and Place of Birth: June 6, 1995/Lebanon, Ky.
Parent(s): Angela Mattingly and Anthony Epps
Siblings: Jaren, Jamison, Denisha and Antaya
Major: Undergraduate Studies
High School and Coach: Marion County High School/Trent Milby
Shooting Hand: Right
Twitter: @ThatEppsKidd_
Instagram: thaepskidd

CAT SCRATCHES

What's something most people don't know about you? "I enjoy country music, a lot."

I chose to play basketball at UK because? "It's like home to me and I felt like it would benefit me the most."

What has impressed you the most about Coach Mitchell and his coaching staff? "How caring they are."

If you could trade places with Coach Mitchell for one day, what would you do? "Drive his truck."

Person that has most influenced you in life, why? "My dad because he has been through what I'm going through now and has given me the best advice."

Favorite food? "Spaghetti."

What is your dream job? "To become a coach."

What is your guilty pleasure? "Milk shakes."

Best dancer on the team? "Bernisha Pinkett."

Most famous person in your cell phone? "My dad."

What song gets you pumped up for a game? "This Is How We Do It" by Montell Jordan."

Favorite saying or quote you like to live by? "Do today what others don't so tomorrow you can do what others can't."

General

A strong and powerful guard who has a high basketball IQ ... Was a point guard in high school but can play the two and three spot ... Has great ball-handling ability and makes good decisions with the ball ... One of seven McDonald's All-Americans on the team ... Daughter of former Wildcat



Anthony Epps who played at Kentucky from 1994-98 and was the starting point guard for the 1996 National Championship team ... Teammate of Kyvin Goodin-Rogers at Marion Co. High School.

High School

Listed as the 10th-best guard and 32nd best player in the nation, according to ESPN.com ... 2013 McDonald's All-American for the East team ... Was the first in Lady Knight school history with that distinction ... 2013 Kentucky Miss Basketball ... 2013 Kentucky Gatorade Player of the Year ... 2013 WBCA All-American Honorable Mention... 2013 AP Girls' Player of the Year ... Three-time All-State honoree who compiled over 3,300 points in her prep basketball career ... Led the top-ranked Lady Knights to a perfect 39-0 record in 2013 and Marion County's first state tournament title in eight appearances ... The Lady Knights became the first undefeated state champ since Marshall County in 1984 ... Averaged a team-high 23.0 points, 5.5 assists, 4.3 steals and 5.5 rebounds per game as a senior ... Chose Kentucky over Louisville.

Coach Mitchell Says...

"I describe Makayla like this, she has a huge heart and cares for people in an amazing way. She is physically very gifted and her basketball IQ is impressive. I think the combination of her talent, skill and intelligence will allow her to make an impact on our program in many different areas. She is a versatile player that can make plays at virtually every position on our team."

The Cats' Cause

Volunteered to pack food at God's Pantry for Hunger Action Month ... Volunteered to pack for God's Pantry Backpack program.



LINNAE HARPER

GUARD • FR • 5-8
CHICAGO, ILL./WHITNEY YOUNG HS

Date and Place of Birth: Jan. 31, 1995/Chicago, Ill.
Parent(s): Ericka Harper
Major: Undergraduate Studies
High School and Coach: Whitney Young High School/Corryne Irvin
Shooting Hand: Left
Twitter: @Nae_2smoove
Instagram: linnaeharper_15

CAT SCRATCHES

What is your nickname? "Nae Nae."

I chose to play basketball at UK because? "I love the style of play."

What has impressed you the most about Coach Mitchell and his coaching staff? "They work hard to make sure we become great individuals."

Person that has most influenced you in life, why? "Lance Irvin influenced me a lot. He is one strong person and never gives up."

Favorite food? "Pizza."

What is your dream job? "Professional athlete/sports psychologist."

Favorite actor/actress? "Queen Latifah."

If you could play one-on-one against a men's basketball player at UK, who would you choose and why? "Rajon Rondo because he's one of the best point guards in the game."

Most famous person in your cell phone? "Jwan Howard."

Favorite saying or quote you like to live by? "Life goes on."

General

A tough competitor with a knack for attacking and finishing in traffic ... Excellent rebounder and on-ball defender ... Can play a variety of positions ... Very aggressive with the ball and has a nose for the ball ... Ranked as the nation's No. 5 prospect and No. 2 guard according to ESPN.com ... The team's only lefty ... Highest-ranked recruit in Kentucky women's basketball history ... One of seven McDonald's All-Americans on the team ... Was a teammate of UK sophomore Janee Thompson at Whitney Young High School in Chicago ... Chose Kentucky over Tennessee, Miami, Ohio State and UCLA.



High School

McDonald's High School All-American (2013) ... Had eight points, three rebounds, four assists, one blocked shot and two steals in helping the East squad win the McDonald's All-American Game ... Earned the McDonald's Sportsmanship Award for her actions during the week's festivities ... One of six finalists for McDonald's National High School Player of the Year (2013) ... Nike/WBCA High School All-American (2013) ... Had eight points, three rebounds, four assists, one blocked shot and three steals in the Nike/WBCA All-American Game ... USA Today All-USA First Team (2013) ... Finalist for Naismith National High School Player of the Year (2012, 2013) ... MaxPreps All-American (2013) ... Chicago Sun-Times Player of the Year (2013) ... Illinois Basketball Coaches Association 3A/4A All-State first team (2010, 2011, 2012, 2013) ... Averaged 19.0 ppg, 8.9 rpg and 5.7 apg as a senior at Whitney Young ... Helped lead her team to four city titles and the 2012 Illinois Class 4A state championship ... One of 12 players selected to the 2013 USA Basketball Women's U19 World Championship Team ... Helped Team USA win the gold medal with a 61-28 victory over France in the gold-medal game ... Tallied six points, three rebounds, two steals and an assist in the title game ... Averaged 8.4 points, 5.0 rebounds, 3.6 assists and 2.0 steals in helping Team USA complete a 9-0 charge through the tournament ... Also won gold medals as a member of the 2012 USA U17 World Championship Team and the 2011 FIBA Americas U16 Championship Team ... Named to the five-member 2012 FIBA U17 World Championship All-Tournament Team after averaging 7.9 ppg., 6.0 rpg. and 2.4 apg ... Awarded an honorary bronze medal in the inaugural 2011 FIBA 3x3 U18 World Championship ... Named the Tribune All-State First Team as a junior after averaging 18.7 points, 13.0 rebounds, 3.0 assists and 1.5 steals for Class 4A champion Young (34-0) ... Chicago Tribune All-State special mention (2011) ... Illinois Basketball Services Large Newcomer of the Year (2010) ... Played AAU for Illinois Lady Fire; won 2011 Deep South Classic and 2011 U.S. Junior National Championship.

Coach Mitchell Says...

"Linnae is a high-character, team-oriented, success-driven athlete who always finds a way to impact the game. She is explosive on offense and possesses an ability to score or find ways to set her teammates up for a score. She is physically strong and rebounds at an amazing level for a person of her physical stature. She is not always the tallest person when it comes to rebounding but she is almost always the toughest person on the boards. She also is a highly-decorated international player. I believe her talent, combined with her competitive spirit, will make an immediate impact on the program."

The Cats' Cause

Volunteered to pack food at God's Pantry for Hunger Action Month ... Volunteered to pack for God's Pantry Backpack program.



KYVIN GOODIN-ROGERS

FORWARD • FR • 6-1
LEBANON, KY/MARION COUNTY HS

Date and Place of Birth: May 23, 1995/Louisville, Ky.
Parent(s): Kiyonta Goodin & Tick Rogers
Siblings: Arianna and Trent
Major: Undergraduate Studies
High School and Coach: Marion County High School/Trent Milby
Shooting Hand: Right
Twitter: @kyvinn
Instagram: kyvinnn

CAT SCRATCHES

What's something most people don't know about you? "I don't like chocolate."

I chose to play basketball at UK because? "I loved the coaching staff."

What has impressed you the most about Coach Mitchell and his coaching staff? "They are fun to be around."

What has given you the most joy in the last year? "Starting a new experience in life."

Most famous person in your cell phone? "Coach Mitchell."

Person that has most influenced you in life, why? "My mother, she always been there for me."

What is your guilty pleasure? "Cheesecake."

Favorite food? "Mexican."

What is your worst fear? "Darkness."

What song gets you pumped up for a game? "Anything I can sing to."

Favorite saying or quote you like to live by? "Give a girl the right shoes and she can conquer the world."

General

Has great size and a solid shooting touch ... Very active rebounder and defender ... Daughter of former Louisville Cardinals star Tick Rogers who was Kentucky's Mr. Basketball at Hart County in 1992 ... Teammate of Makalya Epps at Marion Co. High School.



High School

Ranked as the nation's 59th-best player by Blue Star Basketball, 19th-best forward by ESPN.com ... Four-time First-Team All-State selection ... Averaged 12.1 points, 7.8 rebounds, 3.1 steals and 2.4 blocks per game as a senior ... Finished career with 2,401 points, 1,663 rebounds and 463 blocks, ranking ninth all-time in rebounds and seventh in blocks ... Finalist for the 2013 Kentucky Miss Basketball Award ... Led the top-ranked Lady Knights to a perfect 39-0 record in 2013 and Marion County's first state tournament title in eight appearances ... The Lady Knights became the first undefeated state champ since Marshall County in 1984 ... Given the Leadership Award in the 2012 Houchens Industries/KHSAA Girls' State Basketball Tournament championship game ... Averaged 13.4 points, 9.1 rebounds, 2.4 steals and 1.7 assists for the 5th Region champs as a junior ... Chose Kentucky over Louisville.

Coach Mitchell Says...

"Kyvin is a gifted player that has a hard-nosed quality about her on the court. She is extremely competitive and is always around the basketball. She impacts the game with her shooting range, her ability to put the ball on the floor, and a rebounding tenacity that is noticeable. She is always working hard to increase her effectiveness and has shown that her future at Kentucky is bright. I expect her to have an outstanding freshman campaign."

The Cats' Cause

Volunteered to pack and deliver food for God's Pantry Backpack program.



WHY HIGH SCHOOL ALL-AMERICANS CHOOSE KENTUCKY

"I chose Kentucky because of the up-tempo, fast-paced style of play, the coaching staff and atmosphere. Nothing is better than Big Blue Nation."

— **Makayla Epps, a McDonald's All-American from Lebanon, Ky.**

"I chose Kentucky because of my relationship with the coaching staff and the players. I love the style of play and, of course, the atmosphere."

— **Linnae Harper, a McDonald's All-American from Chicago, Ill.**

"I came to Kentucky because I love their style of play and I can become a complete player here. The whole team has taken me in and has become my second family."

— **DeNesha Stallworth, a McDonald's All-American from Richmond, Calif.**

"I came to Kentucky because I loved the atmosphere at UK. The fans are great, the coaches and players are fun and I loved the school."

— **Samarie Walker, a McDonald's All-American from Dayton, Ohio**



"I chose Kentucky because it was a good fit for me. I love my teammates, the atmosphere, the fans and the style of play. UK plays an up-tempo and fast-paced style and I love to play defense first. They like to create the offense from their defense. UK is really a family atmosphere. The coaching staff treats you like extended family. It's a great place."

— **Janee Thompson, a McDonald's All-American from Chicago, Ill.**

"It was the style of play that sold me on Kentucky. I also really like how the staff is so dedicated to the players off the court. They not only want you to be a good player but they try to help you be a better person."

— **Bria Goss, a McDonald's All-American from Indianapolis, Ind.**

"I chose to come to Kentucky because of the staff, the team, the fans and the style of play. It's fast-paced and up-tempo and I really enjoy playing at UK."

— **Jennifer O'Neill, a McDonald's All-American from the Bronx, N.Y.**

2013-14 ROSTERS

NUMERICAL

#	Name	Pos.	Cl.	Ht.	Hometown/HS/College
0	Jennifer O'Neill	PG	Jr.-2L	5-6	Bronx, N.Y./Saint Michael Academy
3	Janee Thompson	PG	So.-1L	5-7	Chicago, Ill./Whitney Young HS
5	Kyvin Goodin-Rogers	F	Fr.-HS	6-1	Lebanon, Ky./Marion Co. HS
10	Bernisha Pinkett	G	Sr.-3L	5-7	Washington, D.C./Howard D. Woodson HS
11	DeNesha Stallworth	F	Sr.-1L	6-3	Richmond, Calif./Pinole Valley HS/California
12	Jelléah Sidney	F/C	Jr.-1L	6-2	Queens Village, N.Y./Saint Michael Academy/Chipola JC
13	Bria Goss	G	Jr.-2L	5-10	Indianapolis, Ind./Ben Davis HS
15	Linnae Harper	G	Fr.-HS	5-8	Chicago, Ill./Whitney Young HS
23	Samarie Walker	F/C	Sr.-2L	6-1	West Carrollton, Ohio/Chaminade-Julienne HS/Connecticut
25	Makayla Epps	G	Fr.-HS	5-10	Lebanon, Ky./Marion Co. HS
31	Samantha Drake	F/C	Sr.-3L	6-3	Bardstown, Ky./Nelson Co. HS
32	Kastine Evans	G	Sr.-3L	5-8	Salem, Conn./Norwich Free Academy
50	Azia Bishop	F/C	Jr.-2L	6-3	Toledo, Ohio/Start HS

ALPHABETICAL

Name	No.	Pos.	Cl.	Ht.	Hometown/HS/College
Bishop, Azia	50	F/C	Jr.-2L	6-3	Toledo, Ohio/Start HS
Epps, Makayla	25	G	Fr.-HS	5-10	Lebanon, Ky./Marion Co. HS
Evans, Kastine	32	G	Sr.-3L	5-8	Salem, Conn./Norwich Free Academy
Drake, Samantha	31	F/C	Sr.-3L	6-3	Bardstown, Ky./Nelson Co. HS
Goodin-Rogers, Kyvin	5	F	Fr.-HS	6-1	Lebanon, Ky./Marion Co. HS
Goss, Bria	13	G	Jr.-2L	5-10	Indianapolis, Ind./Ben Davis HS
Harper, Linnae	15	G	Fr.-HS	5-8	Chicago, Ill./Whitney Young HS
O'Neill, Jennifer	00	PG	Jr.-2L	5-6	Bronx, N.Y./Saint Michael Academy
Pinkett, Bernisha	10	G	Sr.-3L	5-7	Washington, D.C./Howard D. Woodson HS
Sidney, Jelléah	12	F/C	Jr.-1L	6-2	Queens Village, N.Y./Saint Michael Academy/Chipola JC
Stallworth, DeNesha	11	F	Sr.-1L	6-3	Richmond, Calif./Pinole Valley HS/California
Thompson, Janee	3	PG	So.-1L	5-7	Chicago, Ill./Whitney Young HS
Walker, Samarie	23	F/C	Sr.-2L	6-1	West Carrollton, Ohio/Chaminade-Julienne HS/Connecticut

PRONUNCIATION

Linnae (La-NAY) Harper

Kastine (Kas-TEEN) Evans

Samarie (suh-MAR-ee)
Walker

Azia (Asia) Bishop

Kyvin (KYE-vin)
Goodin-Rogers

Bernisha (Ber-KNEE-sha)
Pinkett

Bria (BREE-ah) Goss

Janee (ja-NAY) Thompson

Jelléah (ja-LAY-uh) Sidney

**COACHES
AND STAFF**

NEXT

MATTHEW MITCHELL

HEAD COACH • 7TH SEASON

MITCHELL'S ACCOMPLISHMENTS

- Became UK's all-time winningest coach on March 3 with 139 wins in just six seasons
- Two-time AP SEC Coach of the Year (2010, 2012)
- Has led UK to a postseason tournament in each of his six seasons (2 WNIT, 4 NCAA)
- School-record four consecutive NCAA Tournament appearances
- Three NCAA Elite Eight appearances in the last four years, including two consecutive
- Led UK to its first SEC Regular Season Championship in 30 years during the 2011-12 season
- Four consecutive top-three finishes in the SEC (09-10, 10-11, 11-12, 12-13)
- Three SEC Tournament title game appearances in the last four years (09-10, 10-11, 12-13)
- Sixty-seven consecutive appearances in the AP Top 25 poll
- School-record four straight 25-win seasons
- Compiled an impressive 85-17 (83.3) mark at home, including a 64-3 record over the last four seasons
- Led UK to a school-record 30 wins in 2012-13
- Led UK to a school-record 13 SEC wins in 2011-12 and 2012-13
- Twenty-four wins over ranked opponents, including eight over top-10 opponents
- Four consecutive top-15 recruiting classes, including the nation's fifth-ranked class in 2009-10 and 2011-12
- Has coached 11 All-Conference Performers, including two who were named SEC Player of the Year in Victoria Dunlap (twice) and A'dia Mathies (twice), two who were SEC Freshman of the Year winners in A'dia Mathies and Bria Goss, and one SEC (Co) 6th Woman of the Year winner in Keyla Snowden
- A UK player has won the AP SEC Player of the Year four straight seasons, the first SEC school to accomplish that feat
- Under his leadership, 12 different players have been named to the SEC Academic Honor Roll, five have been All-SEC Freshmen honorees, two were named All-Americans, including just the second State Farm/WBCA All-American in school history in Victoria Dunlap and one player (Chelsea Chowning) was named an Academic All-American, the first in school history
- Under Mitchell's tutelage, Dunlap was UK's first WNBA first round draft pick when she was chosen as the 11th overall pick in the 2011 WNBA Draft and A'dia Mathies became UK's highest draft pick in school history when she was selected 10th overall by the Los Angeles Sparks in the 2013 draft.

Kentucky head coach Matthew Mitchell's teams are known for using three "winning tools" for success: honesty, hard work and discipline. So it's no surprise that in just six seasons at the helm, Mitchell is now UK's all-time winningest coach with 144 wins and year-after-year he assembles teams that are synonymous with winning on and off the court.

Mitchell's defensive philosophy, implemented at the beginning of the 2009-10 season, is a big reason for Kentucky's

success. The Wildcats use a full-court, trapping, pressure style of defense that has been dubbed by many as "40 minutes of dread." Since introducing this signature style of play the Wildcats have advanced to a school-record four consecutive NCAA tournaments, including Elite Eight appearances in three of the last four seasons. UK is one of just seven schools in the country to accomplish that feat. UK has finished in the top three of the Southeastern Conference race four straight seasons, including winning the SEC regular season championship in 2012, its first in 30 years. The Cats have advanced to the SEC Tournament championship game three of the last four years and have charted 25-plus wins four straight seasons. The Wildcats have ranked in the top 25 of both national polls 67 consecutive weeks, including ending the 2012-13 season with the highest ranking in school history at No. 7.

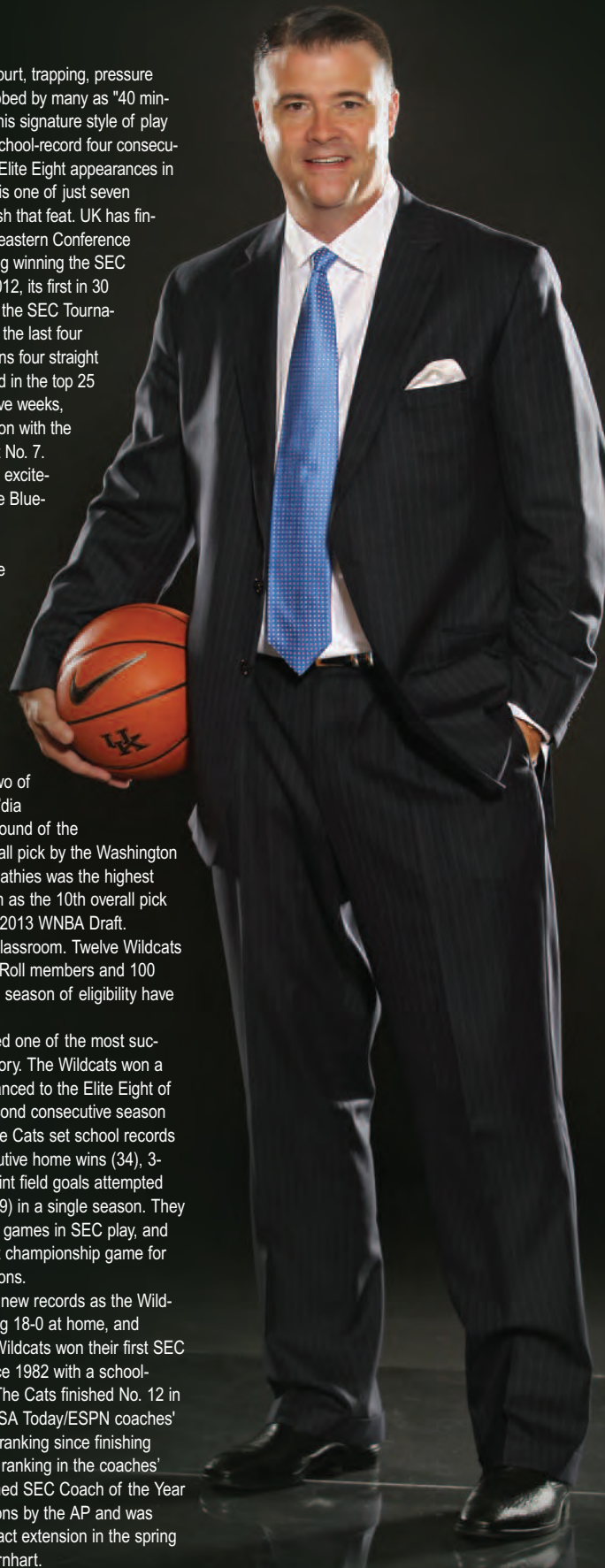
Mitchell's teams have brought excitement for women's basketball in the Bluegrass like never before. The Cats have ranked in the top 25 in average attendance all six years of the Mitchell era, and have recorded a remarkable 64-3 (95.5) record at home over the last four seasons.

Under Mitchell, 11 different players have received All-SEC accolades. A UK player has won the AP SEC Player of the Year four straight seasons, the first school in SEC history to do so. Two of his players, Victoria Dunlap and A'dia Mathies, were drafted in the first round of the WNBA. Dunlap was the 11th overall pick by the Washington Mystics in the 2011 Draft, while Mathies was the highest draft pick in school history, chosen as the 10th overall pick by the Los Angeles Sparks in the 2013 WNBA Draft.

His players also excel in the classroom. Twelve Wildcats have been SEC Academic Honor Roll members and 100 percent of his players in their final season of eligibility have received their degree.

In 2012-13, Mitchell assembled one of the most successful seasons in UK Hoops history. The Wildcats won a school-record 30 games and advanced to the Elite Eight of the NCAA Tournament for the second consecutive season and third in the last four years. The Cats set school records for consecutive wins (17), consecutive home wins (34), 3-point field goals made (240), 3-point field goals attempted (731), blocks (181) and steals (429) in a single season. They also won a school-record tying 13 games in SEC play, and advanced to the SEC Tournament championship game for the third time in the last four seasons.

The 2011-12 season also set new records as the Wildcats finished 28-7 overall, including 18-0 at home, and advanced to the Elite Eight. The Wildcats won their first SEC regular season championship since 1982 with a school-record 13-3 mark in league play. The Cats finished No. 12 in the final AP poll & No. 8 in final USA Today/ESPN coaches' poll, marking the highest final AP ranking since finishing 11th in 1983 and the highest final ranking in the coaches' poll in school history. He was named SEC Coach of the Year for the second time in three seasons by the AP and was rewarded a new seven-year contract extension in the spring by UK Athletics Director Mitch Barnhart.



Year	School	Position	Overall Record (Winning %)	League Record	Postseason Results
12-13	Kentucky	Head Coach	30-6 (83.3)	13-3 (81.2)	SEC Tournament Finals/NCAA Elite Eight
11-12	Kentucky	Head Coach	28-7 (80.0)	13-3 (81.2)	SEC Regular Season Champions/NCAA Elite Eight
10-11	Kentucky	Head Coach	25-9 (73.5)	11-5 (68.7)	SEC Tournament Finals/NCAA Second Round
09-10	Kentucky	Head Coach	28-8 (77.7)	11-5 (68.7)	SEC Tournament Finals/NCAA Elite Eight
08-09	Kentucky	Head Coach	16-16 (50.0)	5-9 (35.7)	WNIT Second Round
07-08	Kentucky	Head Coach	17-16 (51.5)	8-6 (57.1)	SEC Tournament Semifinals/WNIT Quarterfinals
06-07	Morehead State	Head Coach	14-16 (46.6)	13-7 (65.0)	Third-place OVC finish
05-06	Morehead State	Head Coach	16-13 (55.1)	10-10 (50.0)	OVC Tournament Semifinals
Career Totals (8 years):			174-91 (65.6)	84-71 (54.2)	
Kentucky (6 years):			144-62 (69.9)	61-31 (66.3)	
Morehead State (2 years):			30-29 (50.8)	23-40 (57.5)	

Personal

Full Name: Matthew Lamont Mitchell

Birthday: Dec. 16, 1970

Parents: John D. and Carol Mitchell

Siblings: Three brothers - David, Mark, Stephen;
(two nieces, and five nephews)

Spouse: Wife, Jenna Ramsey Mitchell

Children: Three daughters - Lacy, Saylor & Presley Blue

Hometown: Louisville, Miss.

High School: Winston Academy, '89

College: Mississippi State, '95

Degree: Bachelor's degree in marketing

In 2010-11, he led the Wildcats to an outstanding season with a 25-9 overall record and 11 wins (11-5) in the SEC. UK took a second-place finish in the league standings for the second consecutive year and advanced to the second round of the NCAA Tournament as the No. 4 seed.

Year three (2009-10) was a pivotal season, as Mitchell was named SEC Coach of the Year for his remarkable job in turning around a team that went 16-16 overall, 5-9 in conference play a year prior, to an impressive 28-8 overall record in 2009-10. The Cats' 28 overall wins, including 11 in SEC play, represented a school record. UK finished second in the league despite being picked to finish 11th in the preseason polls.

Mitchell became Kentucky's head coach on April 23, 2007, when he was hired by Barnhart. A whirlwind salesman, Mitchell presented a vision of UK Hoops as a powerhouse program; and a warm and loving family.

In his first season at UK, the Wildcats went 17-16 overall and finished fourth in the SEC with an 8-6 mark, just one win shy of the school record. The eight league wins were the most by a first-year head coach in UK Hoops history. Mitchell also became the first head coach in UK Hoops history to lead his team to the semifinals of the SEC Tournament in his/her debut season. The Wildcats earned a first-round bye and upset No. 23/21 Georgia in the quarterfinals (57-50) before falling to NCAA Final Four participant LSU in the semis. UK went on to defeat Middle Tennessee and James Madison in the postseason WNIT before falling to eventual champion Marquette in the quarterfinals, 69-64.

Despite another tough schedule and injuries to key players throughout the season, the Wildcats again advanced to postseason play with a second-round finish in the WNIT in his second season. It marked their school-record fifth consecutive postseason tournament appearance. Mitchell became the first head coach since Terry Hall in the 1980-81 and 1981-82 seasons to advance to postseason play in his first two seasons as head coach.

The Cats finished 16-16 overall, 5-9 in the SEC and



*The Mitchell Family:
Jenna, Saylor, Matthew, Presley and Lacy.*

defeated No. 13/19 Tennessee 66-56, their first win over the Lady Vols in Memorial Coliseum in 23 years. Mitchell also captured his 30th win at UK on Feb. 5, 2009, vs. South Carolina. He did it in only 56 games, becoming the second-fastest coach to reach 30 wins behind Hall who earned it in only 38 games during her first two seasons in 1980 and 1981.

Mitchell came to Kentucky in the spring of 2007 when Mickie DeMoss resigned as head coach after four seasons. So when Athletics Director Mitch Barnhart went about the daunting task of finding a coach whose skills, personality and charisma could build on the success and excitement that DeMoss had brought to the program, he immediately thought of Mitchell, who had played a key role in UK Hoops landing four brilliant prep performers in the fall of 2004 – a class ranked No. 6 by the All-Star Girls Report.

When DeMoss resigned and buzz around the Bluegrass quickly shifted to her replacement, Barnhart needed to look no further than 60 miles east on Interstate 64,

where Mitchell already had established himself as an up-and-coming head coach at in-state Ohio Valley Conference school Morehead State.

When Barnhart interviewed Mitchell, Morehead State was fresh off two exciting campaigns in which he had revived a declining Lady Eagles women's basketball program with a 30-29 record (.508) – the third-highest coach's winning percentage in school history. The Lady Eagles were coming off a 5-22 record a year prior to Mitchell's arrival and earned a 16-13 overall mark and 11-9 league record in his first season. The Lady Eagles also reached the semifinals of the OVC Tournament.

In his second season, Mitchell guided Morehead to a third-place finish in the league with a school-record 13 conference wins. During the season, the Lady Eagles strung together a nine-game winning streak, the program's longest in 20 seasons.

Mitchell's two-year MSU conference record of 24-16 (.600) marks the second-highest OVC winning percentage in



school history. He was only the third coach in the program's history to post an overall winning record during his tenure.

Barnhart also was impressed with Mitchell's coaching pedigree. He had served as an assistant coach and recruiter at Florida under Carol Ross beginning in 2000. He helped the Gators compile a 51-36 record, and during his first two seasons the Gators recorded a 19-9 league record en route to two NCAA Tournament appearances (2001 and 2002). With Mitchell's help, the Gators had a program-tying 24 wins and tied the school record with 11 SEC wins in 2001. He stayed at Florida to serve under then-new UF Coach Carolyn Peck during the 2002-03 season. As the primary recruiter at UF, Mitchell brought in the nation's ninth-ranked recruiting class in 2002 and the No. 2-ranked class by All-Star Girls Report in 2003.

The Louisville, Miss., native began his collegiate coaching career as a graduate assistant at Tennessee under Hall of Fame Coach Pat Summitt during the Lady Vols' run to the Final Four in 2000. UT advanced to the national championship game before losing to top-ranked Connecticut. The Lady Vols finished No. 2 in the national polls with a 33-4

overall record and a 13-1 mark in the SEC.

Prior to his stint at Tennessee, Mitchell spent one year in Yazoo City, Miss., as a coach and teacher at Manchester Academy. He taught American history and served as both the boys' and girls' head basketball coach.

A 1995 graduate of Mississippi State, Mitchell's first head-coaching experience came in 1996 at Central Holmes Academy High School in Lexington, Miss. Mitchell performed multiple duties at the school, including head coach of both basketball teams as well as the track and golf teams. He also served as the defensive coordinator for the football team.

Mitchell, 42, is married to Jenna Ramsey Mitchell of Amelia Island, Fla., and has two daughters, Lacy Mitchell, of Madison, Miss., and two-year-old Saylor Rose Mitchell. They are active in community service as Jenna serves on the board of the Children's Advocacy Center and Matthew volunteers his time for several area charities and organizations. Matthew also is an honorary Rotarian in the Lexington chapter.

GETTING TO KNOW MATTHEW MITCHELL

When did you know you wanted to be a coach?

"I was in the 10th grade. I loved athletics and played everything. But in 10th grade I realized that I was not going to play in the NBA and was not going to make a living playing basketball. I knew then that coaching would be the way to go."

In one sentence, what is your coaching philosophy?

"To instill honesty, hard work and discipline in our team on and off the court."

Who are your coaching influences or mentors?

"My dad, John Mitchell, has been my greatest coaching influence. He taught me the winning tools of honesty, hard work and discipline. He always challenged us to be honest. His work-ethic is phenomenal and he's always had a lot of discipline in his life. Mickie DeMoss and Carol Ross have had the biggest impact on my development as a college coach. Farrell Rigby, my high school coach, also was a big influence on me because he was the first person to give me an opportunity to coach."

What is your favorite professional sports team?

"The Cincinnati Reds. I fell in love with the Big Red Machine back when I was about five or six years old. I wore Johnny Bench's number back when I was a catcher. I just always loved the Reds. I

can't believe that I ended up living in a place that is so close to them."

Is it true that you were the lead singer in a band called

"Coach Mitchell and the B Team?" "Yes, it's true. It all came about when I was joking with a friend of mine about what a good singer I was and I asked him when he was going to let me sing with his band. Their singer couldn't make it for a rehearsal one weekend and he called me. The rest is history. We were local celebrities in Louisville, Miss., from 1995-99."

How would you describe your parents?

"My mom and dad are people of great integrity and great character. They've been married 50 years and have lived their lives in a manner which has given our family respect in our community. They worked with the Cub Scouts for eight years and impacted countless boys' lives in that process. My mother taught school and they've been very active in our church. They're just really solid, hard-working people that have always cared about their community."

What is one thing most people don't know about you? "I'm an Eagle Scout. My whole family was involved with the Scouts and all of my brothers are Eagles as well."

MITCHELL VS. ALL OPPONENTS

	UK	Overall
Alabama	6-1	6-1
Alabama A&M	2-0	2-0
Alcorn State	1-0	1-0
Arkansas	7-1	7-1
Arkansas Pine-Bluff	2-0	2-0
Auburn	7-2	7-2
Austin Peay	-	4-1
Baylor	0-1	0-1
Binghamton	-	1-0
Boston	1-0	1-0
Butler	1-0	1-0
Centenary	-	1-0
Chattanooga	1-0	1-0
Cincinnati	2-0	2-0
College of Charleston	-	1-0
Connecticut	0-2	0-2
Dayton	1-0	1-0
Delaware	1-0	1-0
Delaware State	1-0	1-0
DePaul	1-0	1-0
Duke	1-1	1-1
East Tennessee State	0-1	0-1
Eastern Illinois	-	3-1
Eastern Kentucky	-	3-1
Eastern Michigan	-	0-1
Evansville	-	0-1
Florida	7-1	7-2
Florida Atlantic	1-0	1-0
Florida A&M	1-0	1-0
Furman	1-0	1-0
Georgia	5-6	5-6
George Washington	1-1	1-1
Gonzaga	1-0	1-0
Grambling State	-	1-0
Green Bay	1-0	1-0
Hampton	1-0	1-0
High Point	1-0	1-0
IUPUI	1-0	1-1
Jacksonville State	1-0	4-1
James Madison	1-0	1-0
Kentucky Christian	-	1-0
Liberty	1-0	1-0
Lipscomb	1-0	1-0
Long Island	1-0	1-0
LSU	4-7	4-7
Louisville	3-3	3-3
Marist	1-0	1-0
Marshall	-	0-2
Marquette	0-1	0-1
McNeese State	2-0	2-0
Miami Ohio	4-0	4-0
Michigan	0-2	0-2
Michigan State	1-0	1-0
Middle Tennessee	3-2	3-2
Minnesota	0-1	0-1
Mississippi State	7-1	7-2
Mississippi Valley State	2-0	2-0
Missouri	1-0	1-0
Morehead State	4-0	4-0
Murray State	1-0	2-3
Navy	1-0	1-0
Nebraska	1-0	1-0
Nebraska Omaha	1-0	1-0
Northeastern	1-0	1-0
North Carolina	0-1	0-1
North Carolina A&T	1-0	1-0
Notre Dame	1-1	1-1
Oklahoma	0-1	0-1
Ole Miss	5-1	5-1
Old Dominion	0-1	0-1
Pepperdine	1-0	1-0
Pikeville College	-	1-0
Samford	1-0	2-3
Sam Houston State	1-0	1-0
South Alabama	1-0	1-0
South Carolina	8-4	8-4
South Carolina-Upstate	2-0	2-0
Southeast Missouri	-	1-3
Southern Miss	2-0	2-0
Tennessee	3-8	3-8
Tennessee-Chattanooga	2-0	2-0
Tennessee-Martin	2-0	5-2
Tennessee State	-	4-0
Tennessee Tech	1-0	2-4
Texas	0-1	0-1
Texas A&M	2-1	2-1
UC Santa Barbara	3-0	3-0
Vanderbilt	7-3	7-3
Virginia Tech	-	0-1
Western Kentucky	0-2	0-3
William & Mary	1-0	1-0
Wisconsin	0-1	0-1
Wofford	1-0	1-0
Xavier	0-2	0-3
Yale	1-0	1-0
Total	144-62	174-91

Morehead State • 2005-06

Record: 16-13 (10-10 OVC)

Nov. 19	Pikeville College	101-53	Won	(H)
Nov. 21	College of Charleston	66-50	Won	(H)
Nov. 28	Kentucky Christian	103-46	Won	(H)
Nov. 30	Marshall	53-66	Lost	(H)
Dec. 3	Binghamton	66-61	Won	(H)
*Dec. 8	Austin Peay	81-75	Won	(A)
*Dec. 10	Murray State &	74-85	Lost	(A)
Dec. 19	Mississippi State 1	65-78	Lost	(A)
Dec. 20	Centenary 1	67-51	Won	(N)
*Jan. 2	Tennessee State	64-50	Won	(A)
*Jan. 7	Tennessee Tech	66-79	Lost	(A)
*Jan. 9	Eastern Illinois	56-55	Won	(H)
*Jan. 12	Eastern Kentucky	62-58	Won	(H)
*Jan. 14	Tennessee-Martin	58-48	Won	(A)
*Jan. 19	Samford	49-51	Lost	(H)
*Jan. 21	Jacksonville State	62-71	Lost	(H)
*Jan. 26	Southeast Missouri	50-62	Lost	(A)
*Jan. 28	Eastern Illinois	68-69 (OT)	Lost	(A)
*Jan. 30	Tennessee Tech	59-60	Lost	(H)
*Feb. 6	Eastern Kentucky	60-67	Lost	(A)
*Feb. 9	Southeast Missouri	43-58	Lost	(H)
*Feb. 11	Murray State	71-69	Won	(H)
*Feb. 13	Tennessee-Martin	62-52	Won	(H)
*Feb. 16	Samford	57-60	Lost	(A)
*Feb. 18	Jacksonville State	82-75	Won	(A)
*Feb. 23	Tennessee State	70-58	Won	(H)
*Feb. 25	Austin Peay	63-52	Won	(H)
Feb. 28	Austin Peay 2	81-78 (OT)	Won	(A)
March 3	Tennessee-Tech 2	66-80	Lost	(N)

* OVC game

1 - Mississippi State Classic

2 - OVC Tournament game

& Game later forfeited to Morehead State

Morehead State • 2006-07

Record: 14-16 (13-7 OVC)

Nov. 11	Evansville	67-85	Lost	(A)
Nov. 17	Grambling State 1	75-52	Won	(N)
Nov. 18	Eastern Michigan	66-90	Lost	(A)
Nov. 21	Marshall	62-65	Lost	(A)
Nov. 25	IUPUI	61-68	Lost	(H)
Nov. 27	Florida	54-86	Lost	(A)
Nov. 29	Western Kentucky	52-71	Lost	(H)
Dec. 2	Xavier	55-72	Lost	(A)
*Dec. 7	Austin Peay	66-61	Won	(H)
*Dec. 9	Murray State	54-76	Lost	(H)
*Dec. 18	Tennessee-Martin	57-73	Lost	(A)
*Dec. 20	Eastern Illinois	88-76	Won	(A)
*Jan. 2	Tennessee State	68-55	Won	(H)
*Jan. 6	Tennessee Tech	57-54	Won	(H)
*Jan. 11	Eastern Ky.	91-88 (2OT)	Won	(A)
*Jan. 13	Tennessee-Martin	67-47	Won	(H)
*Jan. 18	Samford	60-57	Won	(A)
*Jan. 20	Jacksonville State	77-74	Won	(A)
*Jan. 24	Southeast Missouri	68-58	Won	(H)
*Jan. 27	Eastern Illinois	71-59	Won	(H)
*Jan. 29	Tennessee Tech	51-59	Lost	(A)
*Feb. 1	Eastern Kentucky	82-72	Won	(H)
Feb. 3	Virginia Tech	64-77	Lost	(A)
*Feb. 8	Southeast Missouri	70-84	Lost	(A)
*Feb. 10	Murray State	57-71	Lost	(A)
*Feb. 15	Samford	48-58	Lost	(H)
*Feb. 17	Jacksonville State	83-57	Won	(H)
*Feb. 22	Tennessee State	77-65	Won	(A)
*Feb. 24	Austin Peay	66-74	Lost	(A)
Feb. 27	Tennessee-Martin	57-61	Lost	(H)

* OVC game 1 - EMU Eagle Classic



Kentucky • 2007-08 WNIT (Quarterfinals)

Record: 17-16 (8-6 SEC)

Nov. 10	South Carolina Upstate	74-59	Won	(H)
Nov. 14	#14/13 George Wash.	65-75	Lost	(A)
Nov. 18	Florida Atlantic	61-53	Won	(H)
Nov. 23	vs. Minnesota 1	80-92	Lost	(N)
Nov. 24	vs. No. 21/22 Texas 1	62-70	Lost	(N)
Nov. 25	vs. Lipscomb 1	76-55	Won	(N)
Nov. 30	WKU !	74-78 (OT)	Lost	(H)
Dec. 4	William & Mary	75-44	Won	(H)
Dec. 8	Michigan	59-63	Lost	(A)
Dec. 20	Louisville !	65-80	Lost	(H)
Dec. 28	*#23 Old Dominion	62-71	Lost	(H)
Dec. 30	South Alabama	66-56	Won	(A)
Jan. 1	Xavier	46-51	Lost	(H)
Jan. 7	Wofford	67-57	Won	(H)
Jan. 10	* Florida	60-58	Won	(H)
Jan. 13	* Mississippi State	64-60	Won	(A)
Jan. 17	*#2 Tennessee	40-65	Lost	(H)
Jan. 20	*#20/18 Auburn	62-55	Won	(H)
Jan. 24	* South Carolina	66-62	Won	(A)
Jan. 27	*#9 LSU !	46-72	Lost	(H)
Jan. 31	*#17/14 Georgia	47-44	Won	(A)
Feb. 3	*#2 Tennessee	51-79	Lost	(A)
Feb. 7	* Ole Miss !	59-54	Won	(H)
Feb. 14	*#25 Vanderbilt	66-49	Lost	(A)
Feb. 17	* Alabama	64-44	Won	(H)
Feb. 21	*#6 LSU	48-52	Lost	(A)
Feb. 24	* Arkansas	59-56	Won	(A)
March 2	* South Carolina !	57-65	Lost	(H)
March 7	No. 23/21 Georgia 2	57-50	Won	(N)
March 8	No. 7/6 LSU 2	49-66	Lost	(N)
March 21	Middle Tennessee 3	68-66 (OT)	Won	(H)
March 26	James Madison 3	84-75	Won	(H)
March 30	Marquette 3	64-69	Lost	(H)

* SEC game ! - Rupp Arena

1 - Rainbow Wahine Classic - Honolulu, Hawaii (Stan Sheriff Center)

2 - SEC Tournament - Nashville, Tenn. (Gaylord Entertainment Center)

3 - WNIT Lexington, Ky. (Memorial Coliseum)

Kentucky • 2008-09 WNIT (Second Round)

Record: 16-16 (5-9 SEC)

Nov. 15	Michigan	60-70	Lost	(H)
Nov. 17	Cincinnati	58-55	Won	(H)
Nov. 23	George Washington	67-48	Won	(H)
Nov. 28	Yale 1	87-82	Won	(N)
Nov. 29	Long Island 1	46-43	Won	(A)
Dec. 2	*#23/25 Xavier	44-67	Lost	(A)
Dec. 4	Western Kentucky	57-66	Lost	(A)
Dec. 6	Furman	74-35	Won	(H)
Dec. 12	East Tennessee State	50-59	Lost	(H)
Dec. 14	*#12/13 Louisville	59-75	Lost	(A)
Dec. 19	Alabama A&M	65-45	Won	(H)
Dec. 21	UC-Santa Barbara	69-58	Won	(H)
Dec. 30	IUPUI	82-60	Won	(H)
Jan. 1	North Carolina A&T	72-63	Won	(H)
Jan. 3	Miami (OH)	80-55	Won	(A)
Jan. 8	* Tennessee	64-69	Lost	(A)
Jan. 11	* Arkansas	72-63	Won	(H)
Jan. 15	* Alabama	67-57	Won	(A)
Jan. 18	* Mississippi State	45-52	Lost	(H)
Jan. 25	* LSU	56-59	Lost	(H)
Jan. 29	*#12/16 Florida	59-74	Lost	(A)
Feb. 1	* Ole Miss	60-69	Lost	(A)
Feb. 5	* South Carolina	61-47	Won	(H)
Feb. 8	*#20/22 Vanderbilt	62-72	Lost	(H)
Feb. 12	*#5/4 Auburn	69-81	Lost	(A)
Feb. 19	*#13/19 Tennessee	66-56	Won	(H)
Feb. 22	* LSU	56-57	Lost	(A)
Feb. 26	* Georgia	57-61	Lost	(H)
March 1	* South Carolina	70-53	Won	(A)
March 5	Georgia 2	64-82	Lost	(N)
March 19	Chattanooga 3	81-76 (OT)	Won	(H)
March 22	Wisconsin 3	45-49	Lost	(A)

1 - Courtyard LaGuardia Turkey Classic - Brooklyn, N.Y. (Wellness, Recreation and Athletic Center)

2 - SEC Tournament - North Little Rock, Ark. (Alltel Arena)

3 - WNIT Tournament (Campus Sites)

* SEC game



Kentucky • 2009-10 NCAA Tournament (Elite Eight)

Record: 28-8 (11-5 SEC)

Nov. 13	Boston	92-58	Won	(H)
Nov. 15	Butler	87-66	Won	(H)
Nov. 17	Morehead State	72-55	Won	(A)
Nov. 22	Chattanooga	65-55	Won	(H)
Nov. 25	UC-Santa Barbara	68-54	Won	(A)
Nov. 28	McNeese State	85-50	Won	(H)
Dec. 01	Miami (OH)	107-53	Won	(H)
Dec. 04	Cincinnati	68-57	Won	(A)
Dec. 13	Florida A&M	91-39	Won	(H)
Dec. 20	Louisville	101-67	Won	(H)
Dec. 22	UT-Martin	87-47	Won	(H)
Dec. 28	Middle Tennessee	51-57	Lost	(A)
Jan. 1	Mississippi Valley State	93-48	Won	(H)
Jan. 7	#8/8 Georgia	60-61 (OT)	Lost	(A)
Jan. 10	#17/16 Vanderbilt	63-53	Won	(H)
Jan. 14	South Carolina	71-79	Lost	(A)
Jan. 17	Alabama	88-63	Won	(H)
Jan. 21	Arkansas	69-52	Won	(H)
Jan. 24	Auburn	68-50	Won	(H)
Jan. 28	#18/19 LSU	71-62	Won	(A)
Jan. 31	Mississippi State	69-59	Won	(A)
Feb. 4	Ole Miss	80-66	Won	(H)
Feb. 7	Arkansas	71-57	Won	(A)
Feb. 11	#19/18 Georgia	64-48	Won	(H)
Feb. 14	#RV/No. 22 Vanderbilt	55-68	Lost	(A)
Feb. 18	Florida	77-51	Won	(H)
Feb. 21	South Carolina	71-50	Won	(H)
Feb. 25	#4/4 Tennessee	65-81	Lost	(A)
Feb. 28	Auburn	53-65	Lost	(A)
March 5	Auburn 1	65-54	Won	(N)
March 6	Mississippi State 1	76-65	Won	(N)
March 7	#4/4 Tennessee 1	62-70	Lost	(N)
March 20	Liberty 2	83-77	Won	(N)
March 22	#24/25 Michigan State 2	70-52	Won	(N)
March 28	#4/4 Nebraska 2	76-67	Won	(N)
March 30	#12/12 Oklahoma 2	68-88	Lost	(N)

- 1 - SEC Tournament, Duluth Ga. (The Arena at Gwinnett Center)
- 2 - NCAA 1st & 2nd Rounds, Louisville, Ky. (Freedom Hall)
- 3 - NCAA Regionals, Kansas City, Mo. (Sprint Center)
- * SEC game

Kentucky • 2010-11 NCAA Tournament (2nd Round)

Record: 25-9 (11-5 SEC)

Nov. 10	Morehead State	82-48	Won	(H)
Nov. 14	Miami	84-71	Won	(A)
Nov. 21	#12/12 Notre Dame	81-76	Won	(H)
Nov. 26	Murray State 1	91-59	Won	(N)
Nov. 27	Southern Miss 1	79-60	Won	(A)
Dec. 5	Louisville	52-78	Lost	(A)
Dec. 7	Tennessee Tech	77-53	Won	(H)
Dec. 11	Chattanooga	79-64	Won	(A)
Dec. 18	Alabama A&M	84-58	Won	(H)
Dec. 21	Arkansas Pine-Bluff	107-35	Won	(H)
Dec. 29	Middle Tennessee	81-72	Won	(H)
Dec. 30	UT-Martin	68-47	Won	(H)
Jan. 4	#3/3 Duke	48-54	Lost	(A)
Jan. 6	#25 Arkansas	67-78	Lost	(A)
Jan. 9	Georgia	59-61	Lost	(H)
Jan. 13	South Carolina	66-48	Won	(H)
Jan. 16	Mississippi State	72-60	Won	(H)
Jan. 20	Florida	59-58	Lost	(A)
Jan. 23	Vanderbilt	78-68	Won	(H)
Jan. 27	Ole Miss	74-68	Won	(A)
Jan. 30	Alabama	82-69	Won	(A)
Feb. 3	Auburn	69-38	Won	(H)

Feb. 7	#4/4 Tennessee	67-73	Lost	(H)
Feb. 10	South Carolina	61-66	Lost	(A)
Feb. 13	LSU	49-47	Won	(H)
Feb. 17	Georgia	51-69	Lost	(A)
Feb. 20	Vanderbilt	80-71	Won	(H)
Feb. 24	Arkansas	55-54	Won	(H)
Feb. 27	Auburn	76-62	Won	(A)
Feb. 4	LSU 2	60-58	Won	(N)
Feb. 5	Vanderbilt 2	69-56	Won	(N)
Feb. 6	#4/4 Tennessee 2	65-90	Lost	(N)
Feb. 19	Hampton 3	66-62 (OT)	Won	(N)
Feb. 21	#14/4 North Carolina 3	74-86	Lost	(N)

- 1 - Lady Eagle Thanksgiving Classic, Hattiesburg, Miss. (Reed Green Coliseum)
- 2 - SEC Tournament, Nashville, Tenn. (Bridgestone Arena)
- 3 - NCAA Tournament First & Second Rds, Albuquerque, N.M. (The Pit)

Kentucky • 2011-12 SEC Regular Season Champions NCAA Tournament (Elite Eight)

Record: 28-7 (13-3 SEC)

Nov. 11	Morehead State	96-60	Won	(A)
Nov. 15	Jacksonville State	100-25	Won	(H)
Nov. 17	Northeastern	81-47	Won	(H)
Nov. 19	Southern Miss	88-71	Won	(H)
Nov. 23	Nebraska Omaha	81-48	Won	(H)
Nov. 25	Sam Houston State	73-52	Won	(H)
Nov. 27	Mississippi Valley State	90-51	Won	(H)
Dec. 4	#10/11 Louisville	74-54	Won	(H)
Dec. 8	#6/5 Duke !	72-65	Won	(H)
Dec. 11	Arkansas-Pine Bluff	101-43	Won	(H)
Dec. 18	#3/3 Notre Dame	83-92	Lost	(A)
Dec. 21	Samford	90-61	Won	(H)
Dec. 28	Middle Tennessee	58-70	Lost	(A)
Jan. 1	Florida	59-56	Won	(A)
Jan. 5	Arkansas	84-72	Won	(H)
Jan. 8	Mississippi State	88-40	Won	(H)
Jan. 12	#6/7 Tennessee	61-60	Won	(H)
Jan. 15	#24/rv South Carolina	66-58	Won	(A)
Jan. 19	#15/14 Georgia	69-64	Won	(A)
Jan. 22	Florida	57-52	Won	(H)
Jan. 26	Auburn	66-48	Won	(A)
Jan. 29	Alabama	82-68	Won	(H)
Feb. 2	Ole Miss	82-41	Won	(H)
Feb. 5	LSU	51-61	Lost	(A)
Feb. 13	#13/11 Tennessee	54-91	Lost	(H)
Feb. 16	Alabama	75-77	Lost	(A)
Feb. 20	RV/#24 Vanderbilt	70-61	Won	(H)
Feb. 23	South Carolina	53-50	Won	(H)
Feb. 26	Mississippi State	76-40	Won	(A)
March 2	Florida *	71-67	Won	(N)
March 3	LSU *	61-72	Lost	(N)
March 17	McNeese State **	68-62	Won	(N)
March 19	#10/10 Green Bay **	65-62	Won	(N)
March 25	RV/#24 Gonzaga ***	79-62	Won	(N)
March 27	#3/3 Connecticut ***	65-80	Lost	(N)

- ! - Game played in Rupp Arena
- * - SEC Tournament, Duluth, Ga. (The Arena at Gwinnett Center)
- ** - NCAA 1st & 2nd Rounds, Ames, Iowa (Hilton Coliseum)
- *** - NCAA Regional, Kingston, R.I. (Ryan Center)

Kentucky • 2012-13 NCAA Tournament (Elite Eight)

Record: 30-6 (13-3 SEC)

Nov. 10	Delaware State	96-50	Won	(H)
Nov. 13	Baylor #1/1	51-85	Lost	(A)
Nov. 17	High Point	80-46	Won	(H)
Nov. 23	Morehead State	73-37	Won	(H)
Nov. 25	USC Upstate	100-34	Won	(H)
Nov. 28	Miami (Ohio)	92-53	Won	(H)
Dec. 2	#7/6 Louisville	48-47	Won	(A)
Dec. 7	DePaul !	96-64	Won	(H)
Dec. 9	Middle Tennessee	68-46	Won	(H)
Dec. 18	Pepperdine	80-62	Won	(A)
Dec. 21	UC Santa Barbara	66-38	Won	(A)
Dec. 30	Marist	78-56	Won	(H)
Jan. 3	Florida	76-69	Won	(H)
Jan. 6	Alabama	87-70	Won	(A)
Jan. 10	#20/21 Texas A&M	65-62	Won	(H)
Jan. 13	Missouri	69-43	Won	(A)
Jan. 17	Mississippi State	100-47	Won	(H)
Jan. 20	Auburn	97-53	Won	(H)
Jan. 24	#18/14 South Carolina	50-55	Lost	(A)
Jan. 27	LSU	73-60	Won	(H)
Feb. 3	#13/14 Georgia	71-75	Lost	(H)
Feb. 7	Arkansas	80-74 (OT)	Won	(A)
Feb. 10	Vanderbilt	75-53	Won	(A)
Feb. 14	#16/14 South Carolina	78-74	Won	(H)
Feb. 18	#10/13 Texas A&M	70-66	Won	(A)
Feb. 24	LSU	72-77	Lost	(A)
Feb. 28	Ole Miss	90-65	Won	(A)
March 3	#8/8 Tennessee	78-65	Won	(H)
March 8	Vanderbilt *	76-65	Won	(N)
March 9	#12/12 Georgia *	60-38	Won	(N)
March 10	#19/19 Texas A&M *	67-75	Lost	(N)
March 24	Navy **	61-41	Won	(N)
March 26	#18/15 Dayton **	84-70	Won	(N)
March 30	#15/16 Delaware ***	69-62	Won	(N)
April 1	#3/3 Connecticut ***	53-83	Lost	(N)

- ! - Game played in Rupp Arena
- * - SEC Tournament, Duluth, Ga. (The Arena at Gwinnett Center)
- ** - NCAA 1st & 2nd Rounds, Queens, N.Y. (Carnesecca Arena)
- *** - NCAA Regional, Bridgeport, Conn. (Webster Bank Arena)



UKARI FIGGS

FIGGS IS IN HER THIRD SEASON AS THE ASSISTANT ATHLETICS DIRECTOR FOR WOMEN'S BASKETBALL

Coaching Career

2011-present: Assistant Athletics Director/Women's Basketball

2009-11: Assistant Coach, Purdue

2003-05: Assistant Boy's Varsity Coach, Scott County High School

2000-2002: Assistant Girl's Varsity Coach, Harrison High School (Lafayette, Ind.)

Personal

Full Name: Ukari Figgs

Family: Husband, Dale and son, Kasen

Birthday: March 31, 1977

Hometown: Georgetown, Ky.

High School: Scott County High School

College: Purdue; University of Phoenix

Degree: Mechanical engineering; Master's Business Administration

Playing Career at Purdue

Played point guard for the Boilermakers from 1995 to 1999 ... Led Purdue to an NCAA National Championship in her senior season ... Named the 1999 Final Four Most Outstanding Player after recording game-highs of 24 points in the semifinal win over Louisiana Tech and 18 points against Duke in the championship game ... Averaged 16.3 points, 4.5 rebounds and 4.2 assists per game as a senior ... Named first team All-Big Ten as well as Associated Press and Kodak honorable mention All-American ... Elected co-captain by her teammates ... Inducted into the Purdue Intercollegiate Athletics Hall of Fame in 2007.

Player Career at Los Angeles Sparks (WNBA):

Drafted in the third round as the 28th overall pick by the Los Angeles Sparks ... Played five seasons in the WNBA, including three seasons for the Sparks ... Helped the Sparks win the WNBA Championship in 2001 ... Played one season for the Portland Fire before being picked up by Houston Comets in the 2003 Dispersal Draft ... Played one season in Houston before retiring from basketball to pursue a career in engineering at Toyota Motor Manufacturing... Averaged 6.5 points, 2.3 rebounds and 3.1 assists per game in her five-year WNBA career.

Former WNBA veteran and Kentucky Miss Basketball Ukari Figgs is in her third season at Kentucky as the Assistant Athletics Director for Women's Basketball.

Figgs, a native of Georgetown, Ky., came to UK in 2011 after spending two seasons as an assistant women's basketball coach under Sharon Versyp at Purdue.

Figgs' primary responsibilities at UK are team travel, scheduling, supervising all non-coaching personnel, management of the budget, facility coordinator, overseeing the student managers, supervising the team's NIKE account and special event management.

"The day Ukari Figgs decided to join UK Hoops was an extremely fortunate day for all of us in the program. The qualities she brings to the table are so very valuable and important to our success. I have tremendous confidence and trust in Ukari. Her high character coupled with her intelligence and commitment to detail make her the perfect person to fill the important role of Assistant AD/Director of Operations." — Head Coach Matthew Mitchell

Figgs played point guard for Purdue from 1995 to 1999, and led the Boilermakers to an NCAA National Championship in her senior season. The 5-foot-9 co-captain was named the 1999 Final Four Most Outstanding Player after recording game-highs of 24 points in the semifinal win over Louisiana Tech and 18 points against Duke in the championship game. As a senior, Figgs averaged 16.3 points, 4.5 rebounds and 4.2 assists and was named first team All-Big Ten as well as Associated Press and Kodak honorable mention All-American.

Figgs, who was inducted into the Purdue Intercollegiate Athletics Hall of Fame in 2007, graduated with a degree in mechanical engineering in 1999, and prior to taking an assistant coaching position at her alma mater, spent over five years as a production engineer for Toyota Motor Manufacturing in Georgetown, Ky.

Drafted in the third round as the 28th overall pick by the Los Angeles Sparks, Figgs also played five seasons in the WNBA. She was with the Sparks for three seasons, including one culminating in a WNBA Championship in 2001. Figgs played one season for the Portland Fire before they disbanded and was picked up by the Houston Comets in the 2003 Dispersal Draft. She played one sea-

son in Houston before retiring from basketball. For her five-year WNBA career, Figgs averaged 6.5 points, 2.3 rebounds and 3.1 assists per game.

Figgs should be no stranger to basketball fans in the Commonwealth as she led the Scott County High School girls' basketball team to a state title in 1995. She was named Kentucky Miss Basketball as a senior after averaging 18.6 points, 7.1 assists, 6.4 rebounds and 4.3 steals per game for the Cardinals. Because of her prep success, she was one of 11 members chosen to be inducted into the Kentucky High School Athletic Association Hall of Fame Class of 2014 set for April 27, 2014.

She later went on to serve two seasons (2003-05) as an assistant coach with the boys' varsity basketball team at Scott County.

On Kentucky:

"Working with Coach Mitchell and the UK Hoops staff has been a great experience. I'm very proud and honored to be a part of the Big Blue Nation and to have the opportunity to work with such amazing people on a daily basis. I am excited about what the future holds for UK Hoops."



JEFF HOUSE

ASSISTANT COACH HOUSE ENTERS HIS FIRST SEASON AT KENTUCKY

Coaching Career

2013-Current: Assistant Coach, Kentucky
2010-13: Chicago Sky, assistant coach
2009-13: Virginia Basketball Academy, Assistant Director
2009: Fast Model Technologies, consultant
2005-09: University of Virginia, assistant wbb coach
2005: NBA-TV, basketball analyst/2005 WNBA playoffs
2005: Washington Mystics, assistant coach
2005 : NBA-TV, basketball analyst/Game of the Week in the NBDL
2004: NBA-TV, basketball analyst/WNBA 2004 playoffs
1999-04 : New York Liberty, assistant coach
1998: New York Liberty, video coordinator & advance scout
1997-98: New York Knicks, video operations assistant
1996: HOOP Headquarters, President & On-Court Director
1995: People-To-People Sports All-Star Tour, Holland, head coach
1992-96: Rutgers University, assistant mbb coach
1991-92: Jacksonville University, assistant mbb coach
1988-91: University of Lowell, assistant mbb coach
1987-88: Elmira College, assistant mbb coach
1985-87: McQuaid Jesuit HS (N.Y.), assistant boy's coach

Full Name: Jeffrey Alan House

Birthday: September 13, 1965

Hometown: Jamestown N.Y.

High School: Southwestern Central High School

Spouse: Wife, Ann Leonard-House

Children: Daughter, Elizabeth and son, Thomas

College: Nazareth College, 1987; Jacksonville University, 1991

Degrees: Bachelor's degree in art education; master's degree in teaching, guidance and counseling

GETTING TO KNOW COACH HOUSE

- **Son of:** Thurman Perry House and Barbara Jean (Robinson) House Booth and Walter A.D. Booth
- **Hobbies:** Reading, fire pits, attending my children's swimming and other activities.
- **Coaching influences:** "I have been fortunate to draw value from each coach I have worked with especially the Van Gundy Family, Richie Aduabato and Pokey Chatman."
- **Favorite professional sports teams:** "The Buffalo Bills and New York Yankees."
- **Favorite movies:** "The Bee Movie, Hoosiers and Rudy."
- **Favorite book:** "Myron Bolitor Series – Harlen Coban."
- **Favorite thing about coaching:** "The opportunity to impact lives, to teach, learn and influence those around me."
- **The coolest thing about UK is:** "The BIG BLUE NATION! The passion of this fan base and community. It is like no place else on Earth! Also, central campus and the "Willie T" Library. It is the most amazing multi-technology and research facility I have ever seen!"
- **The most famous person you've ever met is?** "Shaq."



Former Women's National Basketball Association assistant coach Jeff House enters his first season as an assistant coach at Kentucky. He will work with the guards along with Coach Danielle Santos.

House came to the Commonwealth after spending 10 years in the professional ranks, including the last two seasons with the WNBA's Chicago Sky. During his 27-year career path, he has coached 19 WNBA All-Stars and major award winners along with four Olympians.

After seven seasons with the New York Liberty and one year as the top assistant coach with the Washington Mystics, House joined the college ranks serving as the

recruiting coordinator and assistant coach at Virginia under Debbie Ryan from 2005-2009. As the program's recruiting coordinator his recruiting classes were No. 10 (2008), No. 3 (2009) and No. 14 (2010) nationally by multiple national services, including Blue Star Report, All-Star Girl's Report and Collegiate Girl's Basketball Report. House recruited and helped develop Monica Wright, who was chosen by the Minnesota Lynx as the second overall pick in the 2010 WNBA Draft. He also played a role in recruiting 2009 WNBA draft picks Aisha Mohammed (Minnesota) and Lyndra Littles (Connecticut) and 2008 draft pick Sharnee Zoll (Los Angeles Sparks).

Coach House on Kentucky:

"In the short time I have been in Lexington I am even more convinced of how amazing Kentucky is. There is no better place to live, play or coach in all of college basketball. The people in the Commonwealth are amazing. What they bring to this University and program with their love of this team and their support for Kentucky is beyond words. Coach Mitchell is a quality man, husband and father first and an exceptional leader and coach second. I love our new home state. It's a humbling privilege to be part of something this special."

With the New York Liberty, House was instrumental in the team's 1999, 2000 and 2002 WNBA Eastern Conference Championship titles. Under his tutelage the Liberty made four appearances in the Eastern Conference Championship series, three appearances in the WNBA Finals and he coached in three WNBA All-Star games. House initially joined the Liberty in 1998 as the video coordinator and advance scout after spending the 1997-98 season as a member of the New York Knicks video staff.

"Being in the WNBA I was able to see what Coach Mitchell has done for Kentucky," House said. "I came to practice here a few years ago to evaluate Victoria Dunlap and other players, and to see him take this program from where it was to now have it knocking on the door of being a national champion is really, really special. For me and my family to now be a small part of it is even more special."

House played basketball at Nazareth College in Rochester, N.Y., before suffering a career-ending injury. He immediately jumped into the coaching realm, beginning his coaching career at McQuaid Jesuit High School also in Rochester while he was an undergraduate. At McQuaid, he served as an assistant to former Knicks and Houston Rockets head coach Jeff Van Gundy in 1985. In 1986, House was a key component to McQuaid's run to the Class B, Section 5 New York State Championship.

A 1987 graduate of Nazareth College, House earned a bachelor's degree in art education. He also received a master's degree in teaching, guidance and counseling



from Jacksonville University in 1991.

After graduation, House spent the next decade honing his skills as an assistant men's coach, including four seasons (1988-91) at the University of Lowell as an assistant to former Miami Heat and Orlando Magic head coach and current ESPN analyst Stan Van Gundy. He also spent two seasons at Jacksonville University as an assistant coach with Matt Kilcullen and following the receipt of his master's degree, four seasons (1992-96) as an assistant coach at Rutgers University during its transition into the Big East Conference with Bob Wenzel. While at Rutgers, House served as head coach for the 1995 People-to-People Sports Holland All-Star Tour. He directed a combination of Big East, Atlantic 10 and Big Ten All-Stars to a 6-1 record, losing only to Holland's national champions.

House, 48, has been a member of the National Association of Basketball Coaches for 26 years and the Women's Basketball Coaches Association for the last 15 years. He currently serves as president and on-court director of House's HOOP Headquarters, a basketball skills and development company he created in 1996. In 2009, House also founded AllBasketballReview.com, a coaching, player and parent resource for all aspects of basketball development.

House has always been an active member in the community. From 2009-13, he helped executive director Ben D'Alessandro run a Virginia 501(c)(3) non-profit organization, the Virginia Basketball Academy, whose mission is to build character and shape lives through the game of basketball. The organization services over 1,000 boys and girls year-round in the Charlottesville area, providing skill and character development through a wide range of programming. In 2010, House helped establish the Junior Basketball League a boys and girls league for grades 1-4, as well as the Virginia Developmental Basketball League for boys and girls in grades 5-8. These leagues currently have nearly 80 teams participating.

While in New York, House worked closely with the Cheering For Children Foundation and The After School Corporation. He has also served as a regional presenter and coaching instructor for the Special Olympics in New Jersey and Virginia. House participated with the WNBA Read to Achieve program and the Junior WNBA/NBA coaching clinics and is a frequent speaker and volunteer for numerous charitable functions.

House and his wife Ann Leonard-House, the former head women's volleyball coach at UMass-Lowell and Rutgers, have two children - daughter Elizabeth and son Thomas.

"We are thrilled to add Jeff to our coaching staff for the 2013-14 season. When the opening occurred on our staff, I wanted to make certain we added someone of great value to our program. Jeff is a professional in every sense of the word. He is an outstanding communicator and a tireless worker. I believe that his experience will make an impact on our players. His character and commitment to the Kentucky program will be extremely valuable." — Head Coach Matthew Mitchell

SHALON PILLOW

ASSISTANT COACH PILLOW ENTERS HER FIFTH SEASON AT KENTUCKY

Coaching Career

2009-Current: Assistant Coach, Kentucky
2008-09: Assistant Coach, Hofstra
2006-08: Assistant Coach, South Florida
2005-06: Director of Basketball Operations, South Florida

Playing Career at Tennessee

Four-year letterwinner ... Played in 108 career games ... Helped the Lady Vols advance to four NCAA Tournaments, including two Final Fours and one NCAA runner-up (2000) ... Two-time SEC Champion ... Helped Lady Vols record a remarkable 124-5 record and a 53-3 slate in the SEC during her career.

Personal

Full Name: Shalon Pillow
Birthday: Sept. 7, 1980
Hometown: Addyston, Ohio
High School: Taylor High School
College: Tennessee, 2002
Degree: Bachelor's degree in general psychology

GETTING TO KNOW COACH PILLOW

- Started playing basketball in 3rd grade with the boys team
- Daughter of Dan and Ann Pillow
- Has one sister, Monique, and a brother, LaMar
- All-state in volleyball and participated in the state track meet for high jump and shot put
- High school football homecoming queen as a senior
- Voted Most Likely to Succeed and Most Athletic as a high school senior
- **Favorite professional athlete:** "My cousin Brian Grant, former NBA star for the Miami Heat and Portland Trailblazers."
- **Favorite music artist:** "Bob Marley."
- **Favorite thing about coaching:** "Relationships built with players."
- **If I weren't coaching basketball I would:** "Own a community center."
- **Favorite thing about Kentucky basketball:** "The fans."
- **Most famous person you've ever met?** "Drake."
- **Person that has most influenced you in life, why?** "My parents because they are honest and hard-working people who taught me the importance of having good character and to treat people the way you want to be treated."

Shalon Pillow enters her fifth season as an assistant coach at Kentucky. Along with recruiting and scouting duties, Pillow is responsible for the post players.

Pillow has been a key cog in UK's success over the last four years as the Wildcats have advanced to a school-record four straight NCAA Tournaments, including three Elite Eights, averaged 27.7 wins per season, been ranked in the top 20 of the final national polls and won a Southeastern Conference regular season championship.

Last season, two of Pillow's post players (DeNesha Stallworth and Samarie Walker) anchored a squad that won a school-record 30 games, including a school-record tying 13 games in SEC play. Stallworth was a first-team All-SEC selection, while Walker was named to the second team. Walker led the Cats in steals, blocks and field goal percentage and Stallworth notched a team-high nine double-doubles and was second overall in scoring.

In her first season in the Bluegrass, Pillow's tireless and consistent work ethic blended in perfectly with the UK Hoops staff. She coached and mentored the Wildcat post players, which included forward Victoria Dunlap, UK's first SEC Player of the Year and first State Farm/WBCA All-American since 1983. The Wildcats also enjoyed a record-breaking season that included a then program-best 28 wins, a second-place finish in the SEC race and an appearance in the NCAA Elite Eight.

In her second year, Pillow once again helped lead the Cats to an impressive season as UK advanced to its second straight NCAA Tournament and finished ranked in the top 25 of the AP poll. The Wildcats finished second in the SEC race with 11 league wins.

Dunlap was again named SEC Player of the Year by the AP and she ended her illustrious career ranked No. 2 in career scoring and rebounding. Dunlap made history by becoming the highest draft pick in school history as she was the 11th overall selection in the first round of the WNBA Draft by the Washington Mystics.

Pillow, an Addyston, Ohio, native came to Kentucky after one season as an assistant coach at Hofstra University in Long Island, N.Y., and three seasons at the University of South Florida in Tampa, Fla.

At Hofstra, Pillow coached the post players and helped the Pride compile a 16-14 record, which ranked as one of the top turnarounds in women's college basketball. Hofstra's 11-game improvement from the 2007-08 season ranked fourth-best nationally.

Two of her post players received all-conference honors, as Joelle Connelly was named the 2009 Colonial Athletic Association Rookie of the Year, and Jess Fuller, who ranked seventh nationally in blocks, was named to the CAA All-Defensive Team.

At USF, Pillow was the director of basketball operations for one season before being promoted to assistant coach during the 2006-07 and 2007-08 seasons. She was responsible for scouting opponents and individual player development, and also assisted in the evaluation of potential student-athletes. She was also



Coach Pillow on Kentucky:

“Kentucky is a great place. The support we have from the administration and all around campus is unbelievable and the atmosphere our fans create is heads and shoulders above the rest. I love working with Coach Matthew Mitchell and this staff. We fit together extremely well and it’s a real family atmosphere. Coach Mitchell is a man of great character and he practices what he preaches. There’s no place I’d rather be.”



in charge of the team's academic program and helped organize coaches' clinics.

Prior to her coaching stints at Hofstra and USF, Pillow was Camp Director and Event Operator for the Ohio Girls Basketball Report (OGBR), where she was responsible for directing the largest 8-10th grade summer camp in the Midwest. She also directed the Top 64 showcase, and handled pre- and post-camp evaluations. In addition to her position with the OGBR, Pillow served as a guest services representative at the Argosy Hotel in Lawrenceburg, Ind., from 2003-05, where she assisted in the facility's marketing and promotions.

Pillow, a 6-3 center, was a four-year letterwinner (1998-2002) at Tennessee under legendary coach Pat Summitt. She played in 108 career games and helped the Lady Vols advance to four NCAA Tournaments, including two Final Four appearances. In her collegiate career, the Lady Vols recorded a remarkable 124-5 record and a 53-3 slate in the SEC.

She graduated from UT in 2002 with a bachelor's degree in general psychology and a minor in communications.

Following graduation, Pillow played for the Tennessee Fury of the National Women's Basketball League during

its inaugural season, and appeared in 20 games. She also served as an assistant coach with the varsity team at Taylor High School in North Bend, Ohio, from 2003-04 and worked the Lady Vols' summer camps from 1998-2001.

The 32-year-old was a highly decorated player coming out of Taylor High School, earning Nike and Parade Magazine All-America honors after averaging 22.4 points, 11.2 rebounds, 4.1 blocks and 3.0 steals per game as a senior. She also was tabbed by the USA Today as one of the top 20 scholastic players in America and was a finalist for the Naismith High School Player of the Year Award.

“Shalon adds tremendous value to the UK Hoops program. Her positive energy lifts everyone in the program on a daily basis. Her ability to establish and cultivate relationships is vital to the success of our program. She is a person the players depend on for advice and guidance. Her coaching ability has grown on many levels during her four years at Kentucky, she has proven to be top notch as a position coach and her game preparation in the area of scouting is excellent. I look forward to coaching with Shalon this season and for many seasons to come at Kentucky.” — Head Coach Matthew Mitchell

DANIELLE SANTOS

ASSISTANT COACH SANTOS ENTERS HER SECOND SEASON AT KENTUCKY

Coaching Career

2012-Current: Assistant Coach, Kentucky

2010-12: Assistant Coach, Illinois State

2006-10: Assistant Coach, Hofstra

Playing Career at Florida

Four-year letterwinner ... Played in 107 career games ... Played in three postseason tournaments, including two NCAA and one WNIT ... Led UF in assists and steals as a sophomore ... Ranks in the top 10 of four career lists at UF - FT percentage (6th - .782); 3-point field goals made (9th - 80); assists (11th - 265) and steals (13th - 162) ... Three-time SEC Winter Academic Honor Roll member ... 2005 Arthur Ashe, Jr. Sports Scholar.

Personal

Full Name: Danielle Cynthia Santos

Birthday: April 9

College: Florida, 2006

Degree: Bachelor's degree in exercise and sports sciences, specializing in sports management - Minor in business administration and education

GETTING TO KNOW COACH SANTOS

- Daughter of Anthony and Lynelle Santos
- Has two sisters, Brenda Olive (41) and Erica Dailey (34), and a brother, Michael Santos (38)
- Also earned three varsity letters in track and field in high school
- **Coaching influences:** "Krista Kilburn, Stephanie Glance, Jose Mori, Charlene Thomas-Swinson and Matthew Mitchell."
- **Favorite professional sports team:** "Boston Celtics."
- **Hobbies:** "Movies, scrapbooking, reading."
- **One thing most people don't know about me:** "I love to scrapbook and do arts and crafts."
- **Favorite thing about coaching:** "Seeing student-athletes succeed and achieve their goals."
- **Favorite music genre:** "R&B and gospel."
- **If I weren't coaching basketball I would:** "Run a nonprofit organization in a city for underprivileged kids, providing them with opportunities through sport and education that otherwise would not be possible."
- **Person that has most influenced you in life, why?** "My parents – for instilling and teaching values and morals at a young age. They raised a loving close-knit successful family and taught us the importance of hard work and perseverance."

Danielle Santos is in her second season as an assistant coach at Kentucky and will be responsible for the guards along with Coach Jeff House.

In 2012-13, Santos helped guide the Wildcats to their second straight Elite Eight appearance and a No. 7 ranking in the final national polls. As the position coach for the point guards, Santos was instrumental in the development of redshirt sophomore point guard Jennifer O'Neill who netted double figures in UK's final five postseason games and was named to the Bridgeport Regional All-Tournament team. Santos also coached SEC Player of the Year and WNBA first round draft pick A'dia Mathies, who ended her illustrious career as the No. 2 scorer in school history.

Santos came to Kentucky in May of 2012 after spending two seasons as an assistant coach at Illinois State under head coach Stephanie Glance.

In her first year with Illinois State, Santos helped lead the Redbirds to their first undefeated home regular season in program history and third consecutive trip to the semifinals of the Women's National Invitation Tournament. Guard Katie Broadway was named to the All-Missouri Valley Conference second team and guard Amanda Clifton received honorable mention MVC all-conference honors, along with being named to the All-MVC Defensive Team.

The Redbirds defied expectations in her second year (2011-12), finishing second in the MVC after being picked to finish sixth in the preseason poll. Illinois State charted an impressive 13-5 league mark before heading its fourth straight appearance in the WNIT. Four of her guards received all-conference honors as Jamie Russell was named the MVC Newcomer of the Year and was an All-MVC first-team selection. With Santos' guidance, Broadway once again earned all-conference recognition but this time to the All-MVC first team. Guard Candace Sykes was an All-MVC honorable mention and Chloe Nelson was on the All-MVC Scholar Athlete Team.

Santos got her coaching career started in 2006, spending four years as an assistant coach at Hofstra University. She helped guide the Pride to two 20-win seasons and two appearances in the WNIT.

Under Santos' tutelage, nine Hofstra players earned All-Colonial Athletic Association honors, including the 2010 CAA Rookie of the Year, Shante Evans. Four players went on to play professionally overseas and at least one of her players was named to the All-CAA Academic Team three out of her four seasons. Santos also served as the recruiting coordinator in her final two years with Hofstra, signing the No. 41 recruiting class in the nation in 2008-09.

A four-year letter winner at Florida from 2002-06, Santos was recruited by then-UF assistant coach Matthew Mitchell and was a part of his ninth-ranked recruiting class. Santos started in 76 of her 107 games as a Gator, qualifying for the NCAA Tournament in 2004 and 2006, and the WNIT in 2005. Santos led the Gators in assists and steals as a sophomore and finished her career ranking sixth at Florida in free-throw percentage (.782), ninth in 3-point field goals made (80), 11th in assists (265) and 13th in steals (162).



Coach Santos on Kentucky:

"Kentucky is a program unlike any other. The support from the fans and those that invest in the program make it an unbelievable place. I love working with Coach Mitchell and this staff. Being a part of a team that strives for and exudes high character, while working hard to maintain and improve on the success of the program has been an incredible experience. There is a great family atmosphere at Kentucky and I'm thankful to be a part of the Big Blue Nation."



Santos earned her bachelor's degree from Florida in exercise and sports sciences, specializing in sports management, while achieving a minor in business administration and education. Santos was a three-time Southeastern Conference (SEC) Winter Academic Honor Roll selection, a 2004 CoSIDA/ESPN The Magazine Academic All-District Second Team selection, and a 2005 Arthur Ashe, Jr. Sports Scholar.

Santos is a 2002 graduate from Wheeler High School in her hometown of Marietta, Ga. Santos captained the Wildcats under Coach Krista Kilburn her final three years and during her 103-game career, she totaled an impressive 1,124 points, 552 rebounds, 418 steals and 407 assists, while shooting 44.4 percent from the field and 70.1 percent from the free throw line. Santos posted career averages of 10.9 points, 5.4 rebounds, 4.1 steals

and 4.0 assists, and before tearing her ACL 14 games into her senior year. For the season, she averaged 12.4 points, 4.7 rebounds, 5.9 steals and 5.5 assists per game and was named a finalist for the 2002 McDonald's All-American game. She also was a 2001 First-Team All-State, All-Metro Atlanta and All-Area selection. Along with basketball, Santos earned three varsity letters in track during her prep career as well.

"Danielle has made an immediate, positive impact on the UK Hoops program. Since she has arrived, Danielle has shown an ability to find areas where she can contribute. Her high character stands out and you can tell she is chomping at the bit to help UK Hoops be successful. Her knowledge of the game is impressive and her desire to share her knowledge with our players so they can benefit and become better is just what we need to move the program forward. I am so excited to embark on this season's journey with Danielle. She will be key to our success." — Head Coach Matthew Mitchell

BASKETBALL SUPPORT STAFF



Andy Adrianse
Assistant Director
Event Management/UK Hoops
Game Manager

Andy Adrianse began his career with UK Athletics in 2006 as a graduate assistant with the UK men's and women's tennis programs, assisting with facility and event management for the Hilary J. Boone Tennis Center. He earned his master's degree at UK in kinesiology and health promotion with an emphasis in sport leadership in 2008.

Andy currently serves as the assistant director for event management and is involved primarily with event operations for UK football, women's basketball, volleyball and softball. He has served as tournament director for multiple postseason NCAA and SEC volleyball, tennis and softball tournaments since 2009.

Andy was born and raised in San Luis Obispo, located on the central coast of California - where the majority of his family resides.



Kate Ballard
Event Manager

Kate Ballard is in her first season as an event coordinator for the University of Kentucky, working with the football, women's basketball, gymnastics and baseball programs.

Ballard manages the annual recruitment, retention and scheduling of a 220-member event staff and assists with the planning and preparation for postseason championship events. Additionally, Ballard serves as the internship supervisor, overseeing six interns per school semester.

The Bardstown, Ky., native spent the last two seasons as a graduate assistant in UK's event management department, assisting with football, women's basketball, men's soccer, swimming and diving, gymnastics and baseball. Ballard also spent five years as a student worker at UK, working with the athletic department's administration and event management department.

She recently served as co-event coordinator for the Swings for Soldiers charity event in Lexington that raised more than \$260,000 toward building specially adapted homes for wounded veterans.

Ballard graduated from UK with a bachelor's degree in family science.



Candice Chaffin
Senior Associate AD for
Development

Candice Chaffin is in her 14th year working at the University of Kentucky and third as a senior associate AD for development.

Chaffin manages all aspects of the K Fund, while also serving as the sport administrator for women's basketball. Some of her responsibilities include capital gifts, naming rights, planned giving, ticket transfers and hospitality for athletic events.

Chaffin also oversees the management of donor travel and charter trips to SEC and NCAA events, as well as the suites at Commonwealth Stadium.

Prior to coming to Kentucky, Chaffin spent nine years working in the hotel business, where she spent time in

Lexington, Louisville and Washington D.C.

She received her degree in hospitality management and culinary arts from Sullivan University in 1999. A native of Booneville, Ky., she graduated from Owsley County High School.

Chaffin and her husband, Chris, have one daughter, Keeley.



Bob Dunn
Video Coordinator

Bob Dunn is in his second season on the UK Hoops staff as the video coordinator.

Dunn came to Kentucky after serving as a graduate assistant coach for

two years at the University of Dayton. He is responsible for breaking down team and opponent video for scouting and analysis.

At Dayton, Dunn was heavily involved in scouting opponents, video breakdown and statistical analysis in preparation for games under Coach Archie Miller. He also was active in player development and management by running off-season workouts and coordinating player day-to-day schedules.

Prior to Dayton, Dunn was a student manager for the Flyers during his four years as an undergraduate student. During the summer months, he coached at various basketball camps across the country, including Thad Matta's Ohio State Camp and Mike Brey's Notre Dame Camp.

A native of Bay Village, Ohio, Dunn graduated from the University of Dayton in 2010 with a bachelor's degree in accounting and completed his master's in business administration in 2011.



Tiffany Hayden
Academic Counselor

Tiffany Hayden begins her fifth year as an academic counselor at Kentucky, her third with the women's basketball team.

Hayden began working at Kentucky's Center for Academic and Tutorial Services (C.A.T.S.) in the fall of 2009. She also serves as the academic counselor for women's tennis and the NCAA champion rifle team.

As a counselor, Hayden serves as the liaison between student-athletes, coaches, and on-campus faculty and staff. She works closely with student-athletes to ensure they have all of the tools needed to be successful upon graduation from UK. Her other responsibilities include assisting with the CATS recruiting efforts, National Student-Athlete Day Activities and supervising the computer lab in CATS.

Hayden graduated from UK in 2001 with a bachelor's degree in health science. She received her M.B.A. in 2003 and in 2004, began working in higher education. She also received a master's degree in higher education from the University of Louisville in 2009.

Before joining the C.A.T.S. staff, Hayden served as an academic advisor at Bluegrass Community and Technical College in Lexington, Ky., from 2004-2009, where she advised beginning freshmen, transfer students, readmitted students and continuing students.



Kim Irwin
Associate Director of Ticket
Operations

Kim Irwin is entering her seventh year in the University of Kentucky athletic ticket office, her third as the associate director of ticket operations.

Irwin serves as the primary ticket office contact for the women's basketball program, as well as the volleyball team. The native of East Liverpool, Ohio, supervises and oversees all balancing and deposits for the ticket office.

Irwin currently supervises and manages the will call and box office staff for women's basketball and volleyball, as well as supervising and managing will call and customer service on football game day.

Prior to her work with Kentucky, Irwin served as an intern in the Notre Dame athletic ticket office from 2006-07. In South Bend, Irwin worked with managerial support and event management for the Fighting Irish's nationally renowned football program, as well as the men's and women's basketball programs, men's and women's soccer, baseball, hockey and volleyball programs, and other non-athletic related events.

Irwin earned her bachelor's degree in business administration at Ohio University in 2003, double majoring in marketing and management information systems. Irwin then got her master's degree in sport administration at the University of Louisville in 2005.

While a student at Louisville, Irwin worked as a full-time intern in the ticket office and after graduation at Ohio. At Ohio, Irwin supervised other undergraduate students during office hours and on game day.



Courtney Jones
Senior Athletic Trainer

Courtney Jones is in her fifth season at Kentucky as the women's basketball athletic trainer, while also working with the UK rifle team. She also oversees all women's health

issues and protocols for all sports.

Jones came to UK from Northwestern University where she served as the primary athletic trainer for the women's basketball and cross country teams for five years. She also worked with the softball team from 2004-07.

The Crown Point, Ind., native currently has nine years of athletic training experience under her belt since earning her master's degree in kinesiology from Kentucky in 2003. Jones began her career as a graduate assistant athletic trainer for UK, caring for the men's and women's swimming and diving teams in 2001. She also served as a G.A. during the summer football camps.

Before taking the position at Northwestern, Jones went to Barton College for a year in August 2003 where her primary responsibilities were tending to the volleyball and softball teams. She also was an assistant professor, teaching athletic training taping practicum, first aid, CPR and athletic injuries and kinesiology.

Jones attended undergrad at Purdue University and completed a bachelor's degree in athletic training in 2001.

Jones is a certified member of the National Athletic Trainers Association (NATA) and a certified strength and condition specialist.

She and her husband, Todd, have a son, Connor and a daughter, Avery.

BASKETBALL SUPPORT STAFF



Susan Lax

Associate Media Relations Director

Susan Lax is in her 17th season with the University of Kentucky, her 12th as Associate Media Relations Director. In addition to coordinating all publicity efforts for the women's basketball team, she assists with public relations duties for the UK football team.

Lax was promoted to associate director after serving as the department's assistant director for four years. The Murray, Ky., native joined the UK staff in 1997 after spending two years as the assistant media relations director at Murray State while attending graduate school.

Several of Lax's publications have won awards from the College Sports Information Directors of America (CoSIDA), including Best in the Nation for the 2008-09 and 2009-10 women's basketball media guides.

Lax graduated from Freed-Hardeman University in Henderson, Tenn., where she was a three-year letterwinner for the Lady Lions tennis team. She graduated in 1995 with a bachelor's degree in communications with an emphasis in public relations.

She is a member of CoSIDA, FWA (Football Writers Association) and USBWA (United States Basketball Writers Association).



Jamie Moberly

Facilities Coordinator

Jamie Moberly begins his 22nd year with the UK Athletics Association. He serves as the facilities and operations coordinator for women's basketball and is responsible for all game-day setup for Memorial Coliseum. He also is the facility manager for volleyball and manages other special events in the Coliseum, as well as UK's many other athletics facilities.

Moberly, a native of Lexington, received his bachelor's degree from Kentucky in 1991 and earned a master's degree in sport management from UK in 1994.

Moberly and his wife, Esther, have a son, Ethan.



Weston Pletcher

Media Relations Assistant

Weston Pletcher is in his first season with the University of Kentucky in the Media Relations office. His duties include assisting with the publicity efforts for the women's basketball team, primary contact for the men's and women's golf teams and a contributing writer for the UK blog "Cat Scratches."

Pletcher came to Kentucky after working in the sports information department at Vanderbilt University for one year. At Vanderbilt, he was the media relations contact for the men's and women's tennis teams and women's swimming team.

Prior to Vanderbilt, he spent two years as a student assistant in the media relations department at the University of Kansas. There, he was the primary contact for the women's rowing team, while also working with the men's basketball team.

A native of Rosalia, Kan., Pletcher graduated with a bachelor's degree in journalism from Kansas in 2011.



Beth Price

Staff Support Associate

Beth Price is in her seventh year with the University of Kentucky, her first as staff support associate. Her duties include managing the Victory Club, coordinating all preseason and post-season events, communicating with alumni and helping with summer camps. She is also responsible for coordinating the coaches' public appearances, charitable activities and calendars.

Price, from Hazard, Ky., served as a team manager for the UK Hoops team for four years, earning the head manager title for three consecutive seasons.

She graduated from Kentucky in May 2006 with a bachelor's degree in exercise science, while receiving her master's degree in sport leadership in December 2007.

Price is a 2002 graduate of Perry County Central High School where she was a four-year letterwinner in basketball. She resides in Lexington with her husband Neil Price, the voice of UK Hoops.



Crystal Riley

Staff Support Associate

Crystal Riley is in her second year on staff with the UK Hoops team, her first as a staff support associate. Her duties include assisting with team travel, sending mail-outs and flyers to recruits and daily operations in the basketball office.

Riley joined the women's basketball staff full-time after serving as a student assistant in 2012-13. She was a member of the UK Hoops team from 2009-12, where she appeared in 71 career games after transferring to UK from LSU.

As a sophomore, Riley received the "Stephanie Stumbo Award", which recognizes a player who made outstanding and unselfish contributions to the team.

She graduated in 2012 with a degree in kinesiology.



Nathan Schwake

Director of Marketing

Nathan Schwake is in his 10th year in the Marketing and Promotions department at UK, his second as the Assistant AD for Marketing and Licensing.

Schwake oversees the marketing department, who manage marketing and promotions plans for UK's 22 varsity sports, manage UK's trademark licensing program, serve as the administrator for the cheer and dance programs and works directly with the football, men's basketball, women's basketball, rifle, volleyball and baseball programs.

Since arriving in Lexington, Schwake has helped transform his assigned sports into national leaders in attendance. In 2012-13, the UK women's basketball program was once again one of the nation's leaders, averaging over 6,000 fans a game, including a school record 18,488 who witnessed the Wildcats' victory over DePaul at Rupp Arena.

The UK Hoops team has ranked in the top 25 nationally and in the Southeastern Conference's top four in average attendance every season under Schwake's marketing leadership, including winning two SEC Pack the House challenge trophies (2009-10, 2011-12).

In addition to creating comprehensive marketing campaigns, Schwake oversees many aspects of the game-day experience for fans, special events both in-season and during the off-season, and assists with the team's community outreach.

Schwake graduated from Iowa State University in December 2003 with a degree in marketing.



John Spurlock

Director of Strength & Conditioning/Olympic Sports

John Spurlock is in his first season as the head strength and conditioning coach for the women's basketball team. Along with the women's basketball

team, he trains volleyball, men's soccer and sprints/hurdles.

Spurlock came to UK as a graduate assistant in 2006 and was hired full time in August of 2009.

Prior to UK he served as an intern on the student-assistantship grant from the National Strength & Conditioning Association at the University of Dayton. There he worked with men's and women's tennis and crew. Before that, he was a volunteer at Duke University where he worked with men's tennis and swimming and diving. He also was a strength intern at Hanover College where he assisted with football.

He earned his bachelor's of arts degree in physical education (2005) from Hanover College while also playing wide receiver on the football team (2001-05). He got his master's degree in exercise physiology (2010) from UK.

He is a certified Strength & Conditioning Specialist (CSCS), National Strength & Conditioning Association Strength & Conditioning Coach Certified (SCCC), Collegiate Strength & Conditioning Coaches Association USA Weightlifting, Sports Performance and CrossFit Level 1.

He currently resides with his wife, Jordan, in Georgetown, Ky.



Amy Tilley

Administrative Support Associate/ Recruiting

Amy Tilley returns for her fifth year at UK, her second as the director of basketball relations for women's basketball and recruiting.

Tilley's duties at UK include assisting with daily recruiting responsibilities and team travel. She maintains the recruiting database and assists with daily administrative operations in the basketball office. Tilley also assists with camp and clinic administration as well as guest team practices and schedules.

Tilley served as an administrative assistant during the 2008-09 and 2009-10 seasons under Coach Matthew Mitchell before leaving to become the head coach at Dunbar High School for the 2010-11 year.

Prior to joining the UKAA staff, Tilley was an accountant for Liberty Alliance Federal Credit Union.

The Somerset, Ky., native graduated from Kentucky in 2007 with a major in finance and a minor in economics and received a master's degree in secondary education from Eastern Kentucky University in 2011. Tilley and her husband, Adam, reside in Lexington, Ky., with their daughter, Reagan Skye.

BASKETBALL SUPPORT STAFF

2013-14 STUDENT STAFF



Storm Dickerson

Manager
 Hometown: Florence, Ky. • High school: Boone County HS
 Class: Junior • Major: Kinesiology
 Contemplated profession: Exercise physiologist



Justin Mathis

Equipment Manager
 Hometown: Kiefer, Okla. • High school: Kiefer High School
 Class: Grad student (Sport leadership)
 Degree: Business Administration (Oklahoma, 2012)
 Contemplated profession: Sports/ Event Management



Morgan Jett

Manager
 Hometown: Cincinnati, Ohio • High school: Flemingsburg HS
 Class: Sophomore • Major: Kinesiology
 Contemplated profession: Athletic trainer for a WNBA team



Krista Miller

Student Trainer
 Hometown: Lexington, Ky.
 High school: Paul Laurence Dunbar HS
 Class: Junior • Major: Nursing
 Contemplated profession: Nurse anesthetist or sports medicine



Brice Littlepage

Manager
 Hometown: Madisonville, Ky. • High school: Madisonville North HS
 Class: Grad student (Sport leadership)
 Degree: Kinesiology (August, 2012)
 Contemplated profession: Collegiate coach



Abby Newton

Student Trainer
 Hometown: Rineyville, Ky. • High school: Central Hardin HS
 Class: Sophomore • Major: Elementary Education
 Contemplated profession: Teacher



Eric Huster

Manager
 Hometown: Versailles, Ky. • High School: Woodford County
 Class: Junior • Major: Business Management
 Contemplated Profession: Athletic Director

THE STATS CREW



Back Row (L-R): Donnie Hart (public address announcer), Mike Zuckerman (in-game stats), Mike "Bear" Rogers (hustle board), Ken Bourne (official scorer), Lee Ann Clark (in-game stats director), C.J. O'Banion (in-game stats). Front Row (L-R): Christopher Montgomery (back-up stats), Jim Ingle (back-up shot chart), Sharon McCauley (scoreboard), Susan Montgomery (back-up stats), Don DeLuca (shot cart). Not pictured: Amy Ratliff (Scripter).

WELCOME TO
KENTUCKY[®]

NEXT

WELCOME TO THE UNIVERSITY OF KENTUCKY



Location: Lexington, Ky.

Founded: 1865

Enrollment: 28,928

President: Dr. Eli Capilouto

- The University of Kentucky is very diverse. UK students represent 115 countries, all 50 states and every county in the Commonwealth.
- UK has 200 majors and degree programs in 16 academic and professional colleges available. This gives students the ability to change or specialize in an area of study.
- UK is ranked first among the nation's top 20 universities for small class size (90% of classes include 40 students or less).
- UK has been rated as one of the 100 best colleges for African-American students.
- UK Athletics continues to be a leader beyond the field of play. UK Athletics provided \$3 million to the university this past year in support of non-athletic scholarships.
- The W.T. Young Library is located in the middle of campus and has the largest book endowment among public universities, ranked second only to Harvard among all universities.

200 MAJORS AND 16 ACADEMIC COLLEGES

- 18-to-1 Student Faculty Ratio
- Average ACT Score for Incoming Freshmen: 25.2
- UK has earned more than 90 national rankings for academic excellence
- UK is one of only seven universities in the U.S. that has programs in agriculture, engineering, law, medicine and pharmacy on a single campus.

Choose from 200 majors in one of UK's 16 academic and professional colleges:

- Agriculture
- Arts and Sciences
- Business and Economics
- Communications & Information Studies
- Dentistry
- Design
- Education
- Engineering
- Fine Arts
- Health Sciences
- Law
- Medicine
- Nursing
- Pharmacy
- Public Health
- Social Work



Engineering Courtyard



Medical Center

DR. ELI CAPILOUTO, PRESIDENT



Dr. Eli Capilouto became the 12th President of the University of Kentucky on July 1, 2011.

A native of Montgomery, Alabama, Dr. Capilouto previously served as Provost of the University of Alabama-Birmingham (UAB) and Dean of the UAB School of Public Health – a period of remarkable growth and transformation at one of the leading academic and health sciences institutions in the South.

Since his arrival, Dr. Capilouto has intently engaged with University and community stakeholders to renew our founding mission and vision as a public, Flagship, Land Grant and Research University – what he has termed the Kentucky Promise.

This shared covenant calls upon the University of Kentucky to be a shining beacon for the Commonwealth of Kentucky - building a bright future for the people we serve through a comprehensive academic experience that prepares students to compete in a global, 21st century economy; groundbreaking research and discovery that pushes the boundaries of science and improves industry; and outreach through our extension network and critical care medical enterprise to uplift communities and citizens of the Commonwealth.

Critically important to fulfilling this Promise, Dr. Capilouto has led a process to enhance UK's undergraduate experience by increasing institutional investments in merit-based financial aid, including the prestigious Singletary Scholarship; expanding the University Honors Program; and entering into an innovative public/private partnership to revitalize the core of campus and create a modern living/learning community.

Research at the University of Kentucky is a dynamic enterprise encompassing both traditional scholarship and emerging technologies, and UK's research faculty, staff and students are establishing UK as one of the nation's most prolific public research universities. Dr. Capilouto is committed to growing the research enterprise through high-quality partnerships, both domestic and international, and by recruiting top scholars across the world.

Essential to the service mission of the University of Kentucky is the advanced patient care and outreach provided by UK HealthCare. As the flagship academic-medical center in the region, UK serves patients through a network of health care professionals around the Commonwealth and by providing acute medical care at UK Chandler Hospital.

Dr. Capilouto holds several undergraduate and graduate degrees from schools within the University of Alabama system, and a Doctorate in Health Policy and Management from Harvard University. He and his wife, Dr. Mary Lynne Capilouto (D.M.D.) a former Dean of the UAB School of Dentistry, have one daughter.

MITCH BARNHART, DIRECTOR OF ATHLETICS

Mitch Barnhart knew that the evening of May 30, 2013, was going to be a special night but it turned out to be far more memorable than the UK director of athletics ever imagined.

Barnhart was at the annual Southeastern Conference Awards Dinner, where two of the Wildcats, Chelsea Oswald and Megan Moir, were receiving the SEC Scholar-Athlete of the Year and Community Service Leader of the Year awards, respectively.

What made the event even more memorable for Barnhart were the acceptance speeches made by Oswald and Moir, who pointed out how each had received her inspiration.

"I remember when I was a freshman and our athletic director, Mitch Barnhart, was addressing all of the student-athletes," Oswald said. "He said, 'Being a student-athlete involves excelling not only on the playing field but also in the classroom and in the community – that is when you are truly successful.' This greatly influenced me and I was determined to be an example of what Mr. Barnhart wanted to see in his athletes."

"I would like to thank Mr. Barnhart for the opportunity and the privilege of being a student-athlete at the University of Kentucky," Moir said. "I have so much respect for you and you have shown me what it means to be a true servant-leader. You are a man of high integrity and character and I have grown so much watching your leadership permeate throughout the entire athletic department. I think it is unique to find an athletic director quite like Mr. Barnhart – he can personally name each student-athlete and really takes the time to get to know us. It was not uncommon for Mr. Barnhart to stop and ask me about my family or for us

to spend time talking about projects in the community we are involved in."

Such sentiments are common for those who know Barnhart, who is in his 12th year as director of athletics at Kentucky and challenges his student-athletes to succeed in the classroom and community in addition to the arenas of competition.

Since Barnhart's arrival, UK student-athletes have set records for graduation rates and department-wide grade-point average. In addition, UK has a perfect record in the nine-year history of the NCAA Academic Progress Rate. In the community, Wildcat athletes gave more than 4,600 hours of service last year.

Of course, achievement on the fields of play is a vital component and new heights have been reached in that area as well. In 2012-13, UK finished in the Top 25 in the NACDA Directors Cup standings for the first time in school history. Records have been set for winning conference championships and two teams have become national champions on Barnhart's watch.

Additional accomplishments during Barnhart's term include numerous new or renovated athletic facilities and a \$1.7-million annual gift to the University scholarship program, part of the annual total of approximately \$25 million that UK Athletics spends on campus.

Barnhart has been involved on the national level as



well and in the summer of 2013 was appointed to the NCAA Council of Athletic Directors by NCAA President Mark Emmert.

Barnhart arrived at UK from Oregon State, where he served four successful years (1998-2002) as athletics director. Before OSU, he worked in athletics administration posts at Tennessee (1986-98), Southern Methodist University (1983-86), Oregon (1983) and San Diego State (1982-83).

Barnhart is a native of Kansas City, Kan. He earned his bachelor's degree from Ottawa University (Kansas) in 1981 and a master's in sports administration from Ohio University in 1982. His family includes his wife, Connie, three children, Blaire, Scott, Kirby Willoughby and her husband, McKenzie.

2012-2013

REVIEW

NEXT

40 MINUTES OF DREAD

2012-13 YEAR IN REVIEW

2012-13 Overall Record: 30-6
SEC Record: 13-3 (2nd); SEC Tournament Finals
Postseason: 3-1 - NCAA Elite Eight
Home: 16-1
Away: 9-3
Neutral: 5-2

Seventh-ranked Kentucky assembled one of the most successful seasons in UK Hoops history in 2012-13. The Wildcats won a school-record 30 games, charted 25-plus wins for a school-record fourth straight season, advanced to the NCAA Tournament for a school-record fourth straight season, including second consecutive Elite Eight appearance and third in the last four seasons, set school records for consecutive wins (17), consecutive home wins (34), 3-point field goals made (240), 3-point field goals attempted (731), blocks (181) and steals (429) in a season. They also won a school-record tying 13 games in Southeastern Conference play, and advanced to the SEC Tournament championship game for the third time in the last four seasons.

A big reason for UK's success was senior guard and All-American A'dia Mathies. The two-time SEC Player of the Year and finalist for every major national award led the Wildcats in scoring (16.1 points per game), 3-point field goals made (73) and 3-point field goal percentage (.422), and was second on the team in steals (69) and assists (80). She reached double-figure scoring in 34-of-36 games and ended her illustrious career ranking in the top 10 of 13 career lists, including No. 1 in games played (140), games started (139) and steals (320). She moved ahead of former Wildcat great Victoria Dunlap in career scoring at No. 2 with 2,014 points, becoming just the fifth player in UK basketball history, men or women, to chart 2,000 or more career points. She joins Valerie Still (2,763, 1979-83), Dan Issel (2,138, 1967-70), Kenny "Sky" Walker (2,080, 1982-86), and Jack "Goose" Givens (2,038, 1974-78) on that elite list. Because of her outstanding senior season, Mathies was chosen as the 10th overall pick in the WNBA draft by the Los Angeles Sparks, becoming the highest draft pick in



Seventh-ranked Kentucky assembled one of the most successful seasons in UK Hoops history in 2012-13 with a 30-6 overall record and its second straight appearance in the Elite Eight, including third in the last four years.

school history and the second first-round pick in the last three seasons. Mathies and fellow senior Britany Henderson make up the winningest class in school history with a 111-30 (.787) overall record, including a 64-3 (95.5) mark at home.

Following Mathies in the scoring column was junior center DeNesha Stallworth, a first-team All-SEC selection, with an average of 12.5 points and 6.0 rebounds per game. Junior forward Samarie Walker, who was named to the All-SEC second team, led UK in rebounding (8.1 rpg), blocks (56) and steals (72), while redshirt-sophomore point guard Jennifer O'Neill was tops in assists (99), and third in scoring (10.9). O'Neill was named to the Bridgeport Regional All-Tournament Team after averaging 16.0 ppg in two regional games.

MATHIES PICKED 10TH OVERALL IN WNBA DRAFT; HIGHEST PICK IN SCHOOL HISTORY

Senior guard A'dia Mathies was the 10th overall selection in the 2013 WNBA Draft as she was cho-

sen by the Los Angeles Sparks in the first round on Monday, April 15.

Mathies is UK's highest draft pick in school history. She is the third player in school history to be chosen in the draft. Victoria Dunlap (2008-11) was chosen as the 11th overall selection in the 2011 draft, while Shantia Owens (1999-2000) was the 53rd pick in the third round of the 2000 WNBA Draft.

HOUSE HIRED AS ASSISTANT COACH

Former Women's National Basketball Association assistant coach Jeff House was hired as an assistant coach on May 1 to replace Matt Insell who was named the head coach at Ole Miss.

House came to Kentucky after spending 10 years in the professional ranks, including the last two seasons with the WNBA's Chicago Sky. During his 27-year career path, he has coached 19 WNBA All-Stars and major award winners along with four Olympians.

He also spent seven seasons with the New York Liberty and one year as the top assistant coach with the Washington Mystics. Prior to the WNBA, House was the recruiting coordinator and assistant coach at Virginia under Debbie Ryan from 2005-2009.

MITCHELL ALL-TIME WINNINGEST COACH

In just six seasons, head coach Matthew Mitchell became UK Hoops' all-time winningest coach with a 78-65 win over No. 3 Tennessee on March 3. His 144 wins surpassed Terry Hall who won 138 games from 1980-87.





BY THE BIG BLUE NUMBERS

2,014	Number of career points for A'dia Mathies
686	Number of wins in UK Hoops history
328	Consecutive games UK has hit a 3-pointer
320	Number of career steals for A'dia Mathies
174	Career wins for Matthew Mitchell
158	Number of SEC wins in UK Hoops history
144	Wins at UK for Matthew Mitchell
67	Consecutive weeks in the AP poll
9	Consecutive years UK has participated in postseason play
7	Number of McDonald's All-Americans on the 2013-14 roster
4	Consecutive NCAA Tournament appearances



Coach Matthew Mitchell became UK's all-time winningest coach on March 3, and has now totaled 144 wins in just six seasons.

All-Time Coaching Wins

1. Matthew Mitchell (2007-Present)	144-62 (69.9%)
2. Terry Hall (1980-87)	138-66 (67.7%)
3. Sharon Fanning (1987-95)	134-97 (58.0%)
4. Bernadette Mattox (1995-2003)	91-135 (40.2%)
5. Debbie Yow (1976-80)	79-40 (66.4%)
6. Mickie DeMoss (2003-07)	71-56 (55.9%)
7. Sue Feamster (1971-76)	64-39 (62.1%)

25-WIN SEASONS

The Wildcats became one of just 11 programs in the country to accomplish 25-plus wins four consecutive seasons. The others are: Baylor, Connecticut, Duke, Gonzaga, Green Bay, James Madison, Marist, Notre Dame, Stanford and Tennessee.

Overall, UK has totaled 14 20-win seasons with six of those coming in the last eight years.

CATS SET SCHOOL RECORD FOR WINS

The Wildcats set a school record for wins in a season with 30. The previous record was 28 set in 2009-10 and 2011-12.

THREE CATS EARN SEC POSTSEASON HONORS

Three Kentucky players were honored by the Southeastern Conference, including senior guard A'dia Mathies, who was named the 2013 SEC Co-Player of the Year along with Tennessee's Meighan Simmons. Junior center DeNesha Stallworth joins Mathies on the All-SEC First Team, while junior forward/center Samarie Walker was named to the All-SEC Second Team and All-Defensive Team.

Mathies becomes the first player in the SEC to win back-to-back SEC Player of the Year honors from the league coaches since Seimone Augustus of LSU earned it in 2005 and 2006. She also gives UK its third Player of the Year honor from the league coaches in the last four years. Former All-American Victoria Dunlap (2008-11) earned the award in 2010. Overall, this marks the 10th consecutive season UK has had at least one player selected to the All-SEC teams.

O'NEILL NAMED TO BRIDGEPORT REGIONAL ALL-TOURNAMENT TEAM

Redshirt sophomore point guard Jennifer O'Neill was named to the Bridgeport Regional All-Tournament Team after averaging a team-high 16.0 points

2012-13 HONORS

A'dia Mathies

- 10th overall WNBA Draft pick by the Los Angeles Sparks, highest draft pick in UK Hoops history
- State Farm Wade Trophy Finalist
- John R. Wooden Award Finalist
- Naismith Watch Top 30 List
- Ann Meyers Drysdale Award Top 20 List
- AP All-American, second team
- Full Court All-American, second team
- WBCA All-American, honorable mention
- SEC Player of the Year (AP)
- SEC Co-Player of the Year (coaches)
- All-SEC, first team (AP, coaches)
- SEC All-Tournament Team
- espnW National Player of the Week (Feb. 10)
- SEC Player of the Week (Feb. 11)
- SEC Player of the Week (Jan. 21)
- Netscouts Basketball SEC POW (Jan. 24).
- Preseason AP All-American, honorable mention
- Preseason SEC Player of the Year (media, coaches)
- Preseason All-SEC, first team (media, coaches)
- Preseason Athlon Sports All-American, first team
- Preseason Lindy's Sports All-American, second team

Bria Goss

- Preseason All-SEC, second team (coaches)

Kastine Evans

- UK's Society of Character
- SEC's Community Service Team
- Darrel A. VanMeter Award for Outstanding Community Service
- Arthur Ashe Jr. Sports Scholar Award Finalist
- SEC Winter Academic Honor Roll

Brittany Henderson

- SEC Winter Academic Honor Roll

Jennifer O'Neill

- Bridgeport Regional All-Tournament Team

DeNesha Stallworth

- All-SEC, first team (coaches)
- All-SEC, second team (AP)
- SEC Player of the Week (Dec. 10)
- NetScouts SEC Player of the Week (Dec. 11)
- SEC Winter Academic Honor Roll

Jane Thompson

- SEC First-Year Academic Honor Roll

Samarie Walker

- All-SEC, second team (coaches)
- SEC All-Defensive Team
- Preseason All-SEC, second team (media, coaches)

in the two games.

Against Delaware in the regional semifinals, O'Neill scored a team-high 19 points and made four 3-pointers. Against top-seeded Connecticut in the Elite Eight, she scored 13 points, her fifth consecutive game with double figures.



UK advanced to the SEC Tournament championship game for the third time in the last four seasons.

HONORING UK'S SENIOR CLASS

UK seniors (Brittany Henderson and A'dia Mathies) won 111 games in their careers. That total makes them the winningest class in school history. In the four years prior to their arrival, the Wildcats were 53-46 (.535) overall and had made three straight appearances in the WNIT. In four years with Henderson and Mathies, the Cats went 111-30 (.787), claimed an SEC regular-season title and advanced to a school-record four straight NCAA Tournaments, including three Elite Eights. The duo also charted an all-time mark of 64-3 (.955) in home games.

Ranking the Senior Classes:

1. 2010-13	111-30 (.787)
2. 2009-12	97-40 (.708)
3. 1980-83	96-24 (.800)
4. 1981-84	87-32 (.731)
5. 1979-82	86-35 (.711)
6. 1978-81	85-39 (.685)
7. 2008-11	86-49 (.637)
8. 2007-10	81-54 (.600)

MATHIES MAKES HER MARK

The transformation of UK Hoops from a team picked to finish 11th out of 12 SEC teams prior to the 2009-10 season, into one of the nation's top programs, can be traced back to the arrival of A'dia Mathies as a true freshman.

Before A'dia Mathies played her first game at Kentucky, the Wildcats were 53-46 (.535) overall and had made three-straight appearances in the WNIT.

With Mathies, the Cats went 111-30 (.787), claimed an SEC regular-season title and advanced to the Elite Eight three out of her four seasons.

Before Mathies, UK had won four NCAA tournament games all-time; the Cats won 10 in her four seasons.

Mathies earned SEC Freshman of the Year (2010), SEC Player of the Year (2012), SEC Co-Player of the Year (2013) and was on all the watch lists for the

nation's top player for two straight seasons.

She also scored over 2,000 career points, becoming just the second player in UK Hoops history and the fifth player all-time at UK (men or women) to accomplish that feat. She joins the Cats' all-time leading scorer Valerie Still (2,763, 1979-83), Dan Issel (2,138, 1967-70), Kenny "Sky" Walker (2,080, 1982-86), and Jack "Goose" Givens (2,038, 1974-78) on that elite list.

MATHIES SETS UK CAREER STEALS RECORD

Senior guard A'dia Mathies set UK's all-time steals record with 320. The previous record was 309 by Stacey Reed from 1991-95.

Mathies became the first player in school history, men or women, to chart 2,000 points, 600 rebounds, 300 assists and 300 steals in a career.

UK FORCES 800 TURNOVERS FOR FOURTH STRAIGHT SEASON

The Wildcats forced 853 turnovers (second on the single-season list), marking the fourth straight season to force 800 or more.

The Wildcats have ranked in the top five in turnover margin nationally four consecutive seasons and ended the season ranked second nationally in turnover margin at +8.5. UK forced 23.7 turnovers per game, while only committing 15.5.

CATS TOP 10 IN BOTH NATIONAL POLLS

UK ended the regular season at No. 7 in both *The Associated Press* poll and the 31-member Board of Coaches poll. It marks the highest rankings in the final polls in school history.

UK has appeared in the AP poll 159 times in the poll's 39-year history. Since the middle of 2009-10, Kentucky has been ranked in both polls 67 consecutive weeks. UK's longest streak in the AP poll is 68 consecutive weeks from week 11 during the 1979-80 season to week 17 of the 1982-83 season.

UK TOP-10 NATIONALLY IN SCORING OFFENSE AND SCORING MARGIN

Kentucky ranked eighth nationally in scoring offense and 10th in scoring margin.

The Wildcats averaged 75.4 points per game (second in the SEC) and defeated opponents by a +17.5 margin (first in the SEC). It was the highest scoring average since the 1993-94 team averaged 77.9 points per game and the +17.5 scoring margin was the second-highest in school history. The 1979-80 team outscored opponents by a school record +17.7 margin.

Twenty-two of UK's 30 wins were by 13-plus points. Two games were by a 65-plus point margin and UK's 53-point win over Mississippi State broke the school record for margin of victory against an SEC opponent.

The 67-point win over Alcorn State was the largest of the season and ranks as the fifth-largest in school history.

CATS SET SINGLE-GAME ATTENDANCE RECORD

The attendance of 18,488 vs. DePaul in Rupp Arena on Dec. 7, 2012 set a new school record. The previous record was 14,508 vs. Duke on Dec. 8, 2011.

The Cats ended their home season ranked 11th nationally in average attendance. They have ranked in the top 25 nationally, and in the SEC's top four, in average attendance 10 straight seasons.



Point guard Jennifer O'Neill was named to the Bridgeport Regional All-Tournament Team.



CATS ADVANCE TO SECOND STRAIGHT ELITE EIGHT AND THIRD IN THE LAST FOUR YEARS

The Wildcats charted wins over Navy, No. 18/15 Dayton and No. 15/16 Delaware before falling to top-seeded and No. 3/3 Connecticut.



Navy

In the first round vs. Navy junior center DeNesha Stallworth recorded her 21st career and team-high ninth double-double of the season with 18 points and 11 rebounds. Redshirt sophomore point guard Jennifer O'Neill scored 12 points, including nine in the decisive second half, and had a career-high five steals, while junior Samarie Walker added 14 points. UK trailed 26-25 at the break but opened the second half on a 12-2 run to take a 37-28 advantage and would not trail for the final 19:47 of the game.

The 20-point win marked the largest margin of victory for Kentucky in a NCAA Tournament game and Navy's 41 points were the fewest by a UK opponent in an NCAA Tournament game.

The Cats also swiped 16 steals, tying the UK record for steals in an NCAA Tournament game.



Dayton

Against Dayton, senior guard A'dia Mathies proved why she was a candidate for every national player of the year award as she posted a career-high tying 34 points despite battling a stomach bug. She netted a career-high six 3-pointers in

the game, while adding three rebounds, three steals and two assists.

Stallworth and O'Neill scored 14 and 11 points, respectively, while sophomore Bria Goss came off the bench for 11 points, her highest point total since scoring 13 points vs. South Carolina on Feb. 14.

Dayton cut Kentucky's 15-point lead to 50-46 with 14:26 remaining in the game, but UK went on a 12-1 run to stretch its the advantage to 62-47 with 10:34 to play. The Flyers would pull no closer than eight points the rest of the way.



Delaware

In the Sweet 16 vs. Delaware, an impressive team effort helped propel UK over one of the nation's best players in senior Elena Delle Donne and the No. 15/16 Blue Hens. Ten players scored at least two points, led by O'Neill with 19 points and Mathies with 16 points and season-high tying nine rebounds. Delle Donne led all scorers with 33 points on 11-of-23 shooting and a perfect 11-of-11 from the free-throw line.

With the Wildcats clinging to a two-point lead after Delaware had fought all the way back from 16 points down, junior guard Kastine Evans, native of Salem, Conn., located just 65 miles from Bridgeport, nailed a wide open 3-pointer at the top of the key with 2:21 to play, giving the Cats the cushion they needed. UK withstood the Blue Hens' pressure the rest of the way and held on for the 69-62 win.

Connecticut

For the second straight season, the Wildcats fell to top-seeded Connecticut in the regional finals. Kentucky led the third-ranked Huskies 23-22 with nine minutes left in the first half before UConn turned up its defense and turned away the Wildcats, who missed 13 of 14 shots during UConn's 26-3 game-changing run.

While UConn was playing lockdown defense, freshman Breanna Stewart was dominating on the offensive end. The 6-foot-4 star scored nine points during that stretch and ended with a game-high 21 points.

UConn took a 48-26 lead at the break and the Wildcats couldn't get within 20 the rest of the way.

Senior A'dia Mathies led UK with 14 points, while redshirt sophomore Jennifer O'Neill added 13. Junior DeNesha Stallworth led the Wildcats in rebounds with eight.

2012-13 GAME-BY-GAME RESULTS

Record:	Overall	Home	Away	Neutral	Attendance Summary	Games	Totals	Avg/Game
All Games	30-6	16-1	9-3	5-2	Home	17	104447	6144
Conference	13-3	7-1	6-2	0-0	Away	12	91286	4443
Non-Conference	17-3	9-0	3-1	5-2	Neutral	7	37970	5424
					TOTAL	36	233703	6491

Date	Time	Opponent	Result	Score	Attendance	High Points	High Rebounds
11/10/12	1 p.m.	DELAWARE STATE	W	90-50	4637	(16)Mathies, A'dia	(7)Walker, Samarie (7)Bishop, Azia
11/13/12	5 p.m.	at #1/1 Baylor	L	51-85	8538	(12)Mathies, A'dia	(9)Walker, Samarie
11/17/12	1 p.m.	HIGH POINT	W	80-46	4169	(17)Mathies, A'dia	(12)Walker, Samarie
11/23/12	4 p.m.	MOREHEAD STATE	W	73-37	4421	(15)Walker, Samarie	(13)Walker, Samarie
11/25/12	1:08 p.m.	USC UPSTATE	W	100-34	4223	(17)Mathies, A'dia	(6)Bishop, Azia (6)Goss, Bria
11/28/12	11 a.m.	MIAMI	W	92-53	6476	(21)Pinkett, Bernisha	(10)Pinkett, Bernisha
12/2/12	6:10 p.m.	at #7/6 Louisville	W	48-47	15453	(14)Stallworth, DeNesha	(6)Goss, Bria (6)Mathies, A'dia
12/7/12	7:08 p.m.	! DEPAUL	W	96-64	18488	(18)Walker, Samarie	(13)Stallworth, DeNesha
12/9/12	1:08 p.m.	MIDDLE TENNESSEE	W	68-46	4935	(16)Stallworth, DeNesha	(8)Walker, Samarie
12/18/12	7:00 p.m.	at Pepperdine	W	80-62	413	(17)Stallworth, DeNesha	(6)Bishop, Azia
12/21/12	3 p.m.	at UC Santa Barbara	W	66-38	853	(19)Mathies, A'dia	(10)Walker, Samarie
12/28/12	7 p.m.	ALCORN STATE	W	90-23	4831	(21)Walker, Samarie	(14)Walker, Samarie
12/30/12	1:08 p.m.	MARIST	W	78-56	4919	(21)O'Neill, Jennifer	(7)Mathies, A'dia (21)Stallworth, DeNesha
01/03/13	7:04 p.m.	* FLORIDA	W	76-69	4862	(20)Mathies, A'dia	(10)Stallworth, DeNesha
01/06/13	2 p.m.	* at Alabama	W	87-70	1342	(19)Stallworth, DeNesha	(13)Walker, Samarie
01/10/13	6:08 p.m.	* #20/21 TEXAS A&M	W	65-62	5246	(23)Mathies, A'dia	(11)Walker, Samarie
01/13/13	12:30 p.m.	* at Mizzou	W	69-43	2176	(17)Stallworth, DeNesha	(7)Walker, Samarie
01/17/13	7 p.m.	* MISSISSIPPI STATE	W	100-47	4631	(25)Stallworth, DeNesha	(8)Henderson, Brittany
01/20/13	2:05 p.m.	* AUBURN	W	97-53	5372	(24)Mathies, A'dia	(10)Stallworth, DeNesha
01/24/13	7 p.m.	* at #18/14 South Carolina	L	50-55	3149	(17)O'Neill, Jennifer	(10)Stallworth, DeNesha
01/27/13	3:04 p.m.	* LSU	W	73-60	6428	(17)Bishop, Azia	(13)Walker, Samarie
02/03/13	2:05 p.m.	* #14/13 GEORGIA	L	71-75	7016	(18)Mathies, A'dia (18)O'Neill, Jennifer	(11)Walker, Samarie
02/07/13	7 p.m.	* at ARKANSAS	Wot	80-74	1935	(17)Goss, Bria	(9)Mathies, A'dia
02/10/13	3:05 p.m.	* at Vanderbilt	W	75-53	5233	(28)Mathies, A'dia	(13)Walker, Samarie
02/14/13	7 p.m.	* #16/14 SOUTH CAROLINA	W	78-74	5828	(19)O'Neill, Jennifer	(7)Mathies, A'dia
02/18/13	6 p.m.	* at #10/13 Texas A&M	W	70-66	6814	(13)Mathies, A'dia	(12)Stallworth, DeNesha
02/24/13	2:07 p.m.	* at LSU	L	72-77	6773	(20)Mathies, A'dia	(8)Walker, Samarie (8)Bishop, Azia
02/28/13	7 p.m.	* at Ole Miss	W	90-65	637	(20)Mathies, A'dia	(13)Walker, Samarie
03/03/13	3:30 p.m.	* #8/8 TENNESSEE	W	78-65	7965	(16)Mathies, A'dia (16)O'Neill, Jennifer	(8)Stallworth, DeNesha
03/08/13	6 p.m.	1 vs Vanderbilt	W	76-65	5215	(16)Mathies, A'dia	(6)Stallworth, DeNesha
03/09/13	6 p.m.	1 vs #12/12 Georgia	W	60-38	6630	(18)Stallworth, DeNesha	(6)Bishop, Azia
03/10/13	6:10 p.m.	1 vs #19/19 Texas A&M	L	67-75	5076	(19)Mathies, A'dia	(9)Walker, Samarie
03/24/13	12 p.m.	2 vs Navy	W	61-41	2717	(18)Stallworth, DeNesha	(11)Stallworth, DeNesha
03/26/13	7:15 p.m.	2 vs #18/15 Dayton	W	84-70	1144	(34)Mathies, A'dia	(7)Walker, Samarie
03/30/13	12:04 p.m.	3 vs #15/16 Delaware	W	69-62	8594	(19)O'Neill, Jennifer	(11)Walker, Samarie
04/1/13	7:35 p.m.	3 vs #3/3 Connecticut	L	53-83	8594	(14)Mathies, A'dia	(8)Stallworth, DeNesha

1 - SEC Tournament, Duluth, Ga. (The Arena at Gwinnett Center)
 2 - NCAA Tournament, First & Second Rounds, Queens, N.Y. (Carneseca Arena)
 3 - NCAA Tournament, Regional Semifinals and Finals, Bridgeport, Conn. (Webster Bank Arena)
 ! - Game played in Rupp Arena
 * = SEC game

2012-13 FINAL STATISTICS

Record: 30-6 Home: 16-1 Away: 6-2 Neutral: 5-2

No.	Player	GP	GS	Min	Avg	FG	FGA	Pct	3FG	FGA	Pct	FT	FTA	Pct	Off	Def	Tot	Avg	PF	FO	A	TO	Blk	Stl	Pts	Avg
01	Mathies, A'dia	36	36	1081	30.0	207	487	.425	73	173	.422	92	122	.754	64	98	162	4.5	75	2	80	66	15	69	579	16.1
11	Stallworth, DeNesha	35	35	873	24.9	181	374	.484	10	34	.294	66	82	.805	83	126	209	6.0	90	2	68	79	52	41	438	12.5
00	O'Neill, Jennifer	35	32	871	24.9	132	335	.394	67	188	.356	50	70	.714	13	69	82	2.3	78	1	99	103	2	47	381	10.9
13	Goss, Bria	36	22	883	24.5	102	265	.385	28	100	.280	86	102	.843	54	51	105	2.9	65	0	44	55	4	57	318	8.8
23	Walker, Samarie	36	36	958	26.6	122	233	.524	0	0	.000	69	110	.627	113	180	293	8.1	78	0	44	64	56	72	313	8.7
32	Evans, Kastine	36	14	730	20.3	57	172	.331	24	90	.267	16	21	.762	32	39	71	2.0	30	0	37	31	2	36	154	4.3
03	Thompson, Janee	34	0	365	10.7	47	136	.346	12	40	.300	30	42	.714	9	24	33	1.0	46	2	31	38	1	21	136	4.0
50	Bishop, Azia	34	0	404	11.9	48	129	.372	4	20	.200	25	55	.455	52	56	108	3.2	72	3	15	39	27	15	125	3.7
10	Pinkett, Bernisha	35	0	339	9.7	34	102	.333	14	54	.259	16	20	.800	31	25	56	1.6	35	0	21	19	0	32	98	2.8
31	Drake, Samantha	27	0	195	7.2	28	48	.583	0	0	.000	14	29	.483	20	17	37	1.4	20	0	6	17	7	6	70	2.6
20	Conwright, Maegan	10	4	108	10.8	11	26	.423	2	13	.154	0	0	.000	2	4	6	0.6	7	0	8	17	0	6	24	2.4
12	Sidney, Jelleah	22	0	127	5.8	16	43	.372	6	19	.316	4	9	.444	16	12	28	1.3	23	0	10	13	6	12	42	1.9
40	Henderson, Brittany	33	1	291	8.8	16	42	.381	0	0	.000	3	10	.300	25	49	74	2.2	27	0	12	9	9	15	35	1.1
	Team																	4.1	1			8				
	Totals	36				1001	2392	.418	240	731	.328	471	672	.701	591	819	1410	39.2	647	10	475	558	181	429	2713	75.4
	Opponents	36				757	1907	.397	121	410	.295	448	659	.680	421	871	1292	35.9	624	-	365	853	108	226	2083	57.9

Score By Periods:	1st	2nd	OT	TOTAL	Deadball Rebounds:	OFF	DEF	TOTAL
Kentucky	1270	1427	16	2713	Kentucky	100	17	117
Opponents	989	1084	10	2083	Opponents	104	30	134

Conference Games Only

Record: 13-3 Home: 7-1 Away: 6-2 Neutral: 0-0

No.	Player	GP	GS	Min	Avg	FG	FGA	Pct	3FG	FGA	Pct	FT	FTA	Pct	Off	Def	Tot	Avg	PF	FO	A	TO	Blk	Stl	Pts	Avg
01	Mathies, A'dia	16	16	517	32.3	103	247	.417	38	85	.447	47	58	.810	29	44	73	4.6	33	0	38	36	6	29	291	18.2
11	Stallworth, DeNesha	15	15	384	25.6	72	159	.453	7	17	.412	38	46	.826	43	55	98	6.5	42	2	29	36	24	19	189	12.6
00	O'Neill, Jennifer	16	16	470	29.4	69	182	.379	34	99	.343	26	34	.765	9	38	47	2.9	49	1	58	55	1	24	198	12.4
13	Goss, Bria	16	9	408	25.5	50	120	.417	13	47	.277	42	52	.808	16	20	36	2.3	30	0	28	24	0	27	155	9.7
23	Walker, Samarie	16	16	456	28.5	58	109	.532	0	0	.000	31	54	.574	46	99	145	9.1	38	0	14	24	24	29	147	9.2
32	Evans, Kastine	16	7	338	21.1	30	78	.385	12	42	.286	11	13	.846	17	18	35	2.2	19	0	18	11	0	16	83	5.2
50	Bishop, Azia	14	0	162	11.6	20	59	.339	2	7	.286	9	21	.429	26	24	50	3.6	26	1	3	13	9	2	51	3.6
31	Drake, Samantha	12	0	103	8.6	14	26	.538	0	0	.000	6	11	.545	11	8	19	1.6	9	0	3	11	3	4	34	2.8
03	Thompson, Janee	14	0	106	7.6	13	39	.333	1	10	.100	10	17	.588	1	10	11	0.8	19	1	13	14	0	4	37	2.6
10	Pinkett, Bernisha	15	0	131	8.7	9	32	.281	5	19	.263	6	8	.750	10	6	16	1.1	15	0	4	9	0	15	29	1.9
12	Sidney, Jelleah	4	0	18	4.5	1	6	.167	1	2	.500	1	2	.500	3	0	3	0.8	3	0	1	0	0	1	4	1.0
40	Henderson, Brittany	14	1	132	9.4	6	20	.300	0	0	.000	1	5	.200	13	25	38	2.7	14	0	4	8	4	5	13	0.9
	Team																	4.3	0			5				
	Totals	16				445	1077	.413	113	328	.345	228	321	.710	265	374	639	39.9	297	5	213	246	71	175	1231	76.9
	Opponents	16				367	868	.423	58	173	.335	216	314	.688	172	407	579	36.2	390	-	176	347	55	102	1008	63.0

Score By Periods:	1st	2nd	OT	TOTAL	Deadball Rebounds:	OFF	DEF	TOTAL
Kentucky	561	654	16	1231	Kentucky	41	6	47
Opponents	467	531	10	1008	Opponents	47	12	59

Non-Conference Games Only

Record: 17-3 Home: 9-0 Away: 3-1 Neutral: 5-2

No.	Player	GP	GS	Min	Avg	FG	FGA	Pct	3FG	FGA	Pct	FT	FTA	Pct	Off	Def	Tot	Avg	PF	FO	A	TO	Blk	Stl	Pts	Avg
01	Mathies, A'dia	20	20	564	28.2	104	240	.433	35	88	.398	45	64	.703	35	54	89	4.5	42	2	42	30	9	40	288	14.4
11	Stallworth, DeNesha	20	20	489	24.5	109	215	.507	3	17	.176	28	36	.778	40	71	111	5.6	48	0	39	43	28	22	249	12.5
00	O'Neill, Jennifer	19	16	401	21.1	63	153	.412	33	89	.371	24	36	.667	4	31	35	1.8	29	0	41	48	1	23	183	9.6
23	Walker, Samarie	20	20	502	25.1	64	124	.516	0	0	.000	38	56	.679	67	81	148	7.4	40	0	30	40	32	43	166	8.3
13	Goss, Bria	20	13	475	23.8	52	145	.359	15	53	.283	44	50	.880	38	31	69	3.5	35	0	16	31	4	30	163	8.2
03	Thompson, Janee	20	0	259	13.0	34	97	.351	11	30	.367	20	25	.800	8	14	22	1.1	27	1	18	24	1	17	99	5.0
50	Bishop, Azia	20	0	242	12.1	28	70	.400	2	13	.154	16	34	.471	26	32	58	2.9	46	2	12	26	18	13	74	3.7
32	Evans, Kastine	20	7	392	19.6	27	94	.287	12	48	.250	5	8	.625	15	21	36	1.8	11	0	19	20	2	20	71	3.6
10	Pinkett, Bernisha	20	0	208	10.4	25	70	.357	9	35	.257	10	12	.833	21	19	40	2.0	20	0	17	10	0	17	69	3.5
31	Drake, Samantha	15	0	92	6.1	14	22	.636	0	0	.000	8	18	.444	9	9	18	1.2	11	0	3	6	4	2	36	2.4
20	Conwright, Maegan	10	4	108	10.8	11	26	.423	2	13	.154	0	0	.000	2	4	6	0.6	7	0	8	17	0	6	24	2.4
12	Sidney, Jelleah	18	0	109	6.1	15	37	.405	5	17	.294	3	7	.429	13	12	25	1.4	20	0	9	13	6	11	38	2.1
40	Henderson, Brittany	19	0	159	8.4	10	22	.455	0	0	.000	2	5	.400	12	24	36	1.9	13	0	8	1	5	10	22	1.2
	Team																	3.9	1			3				
	Totals	20				556	1315	.423	127	403	.315	243	351	.692	326	445	771	38.5	350	5	262	312	110	254	1482	74.1
	Opponents	20				390	1039	.375	63	237	.266	232	345	.672	249	464	713	35.7	324	-	189	506	53	124	1075	53.8

Score By Periods:	1st	2nd	OT	TOTAL	Deadball Rebounds:	OFF	DEF	TOTAL
Kentucky	709	773		1482	Kentucky	59	11	70
Opponents	522	553		1075	Opponents	57	18	75

2012-13 FINAL STATISTICS

SEC Tournament Games Only

Record: 2-1 Home: 0-0 Away: 0-0 Neutral: 2-1

No.	Player	GP	GS	Min	Avg	FG	FGA	Pct	3FG	FGA	Pct	FT	FTA	Pct	Off	Def	Tot	Avg	PF	FO	A	TO	Blk	Stl	Pts	Avg
01	Mathies, A'dia	3	3	91	30.3	20	36	.556	4	8	.500	2	3	.667	3	10	13	4.3	4	0	6	5	4	8	46	15.3
11	Stallworth, DeNesha	3	3	71	23.7	17	37	.459	0	0	.000	8	8	1.000	9	6	15	5.0	5	0	4	2	6	5	42	14.0
00	O'Neill, Jennifer	3	3	84	28.0	12	36	.333	6	20	.300	4	7	.571	1	4	5	1.7	6	0	10	12	1	3	34	11.3
13	Goss, Bria	3	0	62	20.7	5	13	.385	4	9	.444	7	7	1.000	2	4	6	2.0	6	0	4	2	0	1	21	7.0
03	Thompson, Janee	3	0	36	12.0	5	18	.278	2	4	.500	3	6	.500	2	3	5	1.7	4	0	3	2	1	3	15	5.0
50	Bishop, Azia	3	0	45	15.0	5	15	.333	0	1	.000	5	8	.625	5	9	14	4.7	11	0	1	4	5	3	15	5.0
32	Evans, Kastine	3	3	76	25.3	4	8	.500	3	6	.500	0	0	.000	1	4	5	1.7	2	0	3	0	0	3	11	3.7
31	Drake, Samantha	3	0	31	10.3	3	5	.600	0	0	.000	3	5	.600	0	2	2	0.7	3	0	0	2	1	0	9	3.0
23	Walker, Samarie	3	3	78	26.0	3	11	.273	0	0	.000	2	4	.500	5	12	17	5.7	8	0	3	10	4	5	8	2.7
40	Henderson, Brittany	2	0	4	2.0	0	1	.000	0	0	.000	2	2	1.000	0	1	1	0.5	1	0	0	0	0	0	2	1.0
12	Sidney, Jelleah	2	0	2	1.0	0	1	.000	0	1	.000	0	0	.000	0	0	0	0.0	1	0	0	0	0	0	0	0.0
10	Pinkett, Bernisha	3	0	20	6.7	0	4	.000	0	1	.000	0	0	.000	1	2	3	1.0	2	0	1	1	0	2	0	0.0
	Team														6	11	17	5.7	0				0		0	
	Totals	3				74	185	.400	19	50	.380	36	50	.720	35	68	103	34.3	53	0	35	40	22	33	203	67.7
	Opponents	3				71	184	.386	7	36	.194	29	54	.537	54	77	131	43.7	46	-	34	59	8	14	178	59.3

Score By Periods:	1st	2nd	TOTAL	Deadball Rebounds:	OFF	DEF	TOTAL
Kentucky	93	110	203	Kentucky	9	3	12
Opponents	81	97	178	Opponents	13	4	17

NCAA Games Only

Record: 3-1 Home: 0-0 Away: 0-0 Neutral: 3-1

No.	Player	GP	GS	Min	Avg	FG	FGA	Pct	3FG	FGA	Pct	FT	FTA	Pct	Off	Def	Tot	Avg	PF	FO	A	TO	Blk	Stl	Pts	Avg
01	Mathies, A'dia	4	4	115	28.8	22	44	.500	9	16	.563	16	23	.696	10	9	19	4.8	12	0	6	7	1	9	69	17.3
00	O'Neill, Jennifer	4	4	128	32.0	18	48	.375	9	26	.346	10	16	.625	0	9	9	2.3	8	0	13	16	0	7	55	13.8
11	Stallworth, DeNesha	4	4	96	24.0	20	40	.500	1	4	.250	4	5	.800	7	18	25	6.3	11	0	4	11	2	4	45	11.3
23	Walker, Samarie	4	4	119	29.8	11	24	.458	0	0	.000	8	9	.889	7	20	27	6.8	5	0	4	8	6	6	30	7.5
13	Goss, Bria	4	0	91	22.8	10	32	.313	0	9	.000	5	6	.833	9	7	16	4.0	5	0	1	8	0	5	25	6.3
32	Evans, Kastine	4	4	80	20.0	5	26	.192	2	8	.250	0	0	.000	5	3	8	2.0	3	0	4	4	1	5	12	3.0
12	Sidney, Jelleah	4	0	55	13.8	5	12	.417	1	5	.200	0	0	.000	7	4	11	2.8	10	0	2	3	2	4	11	2.8
03	Thompson, Janee	4	0	35	8.8	3	12	.250	0	1	.000	4	4	1.000	1	1	2	0.5	3	0	2	4	0	4	10	2.5
50	Bishop, Azia	4	0	22	5.5	3	5	.600	0	1	.000	0	2	.000	0	2	2	0.5	7	0	0	2	0	1	6	1.5
40	Henderson, Brittany	4	0	22	5.5	2	2	1.000	0	0	.000	0	0	.000	1	4	5	1.3	3	0	1	0	1	1	4	1.0
10	Pinkett, Bernisha	4	0	37	9.3	0	7	.000	0	5	.000	0	0	.000	2	4	6	1.5	5	0	3	3	0	1	0	0.0
	Team														8	7	15	3.8	0				1		0	
	Totals	4				99	252	.393	22	75	.293	47	65	.723	57	88	145	36.2	72	0	40	67	13	47	267	66.8
	Opponents	4				86	203	.424	15	52	.288	69	86	.802	38	105	143	35.8	68	-	40	85	15	31	256	64.0

Score By Periods:	1st	2nd	OT	TOTAL	Deadball Rebounds:	OFF	DEF	TOTAL
Kentucky	132	135		267	Kentucky	9	0	9
Opponents	132	124		256	Opponents	8	0	8

2012-13 KENTUCKY SUPERLATIVES

Kentucky Game Highs

Points	100 MISSISSIPPI STATE (01/17/13)
	100 USC UPSTATE (11/25/12)
Field Goals Made	.39 DEPAUL (12/7/12)
Field Goal Attempts	.84 at Ole Miss (02/28/13)
Field Goal Percentage	.508 (33-65) ALCORN STATE (12/28/12)
3-PT FG Made	.12 AUBURN (01/20/13)
	.12 USC UPSTATE (11/25/12)
3-PT FG Attempts	.31 at Alabama (01/06/13)
3-PT FG Percentage	.538 (7-13) vs VANDERBILT (03/08/13)
FT Made	.23 at ARKANSAS (02/07/13)
	.23 at Alabama (01/06/13)
FT Attempts	.31 at ARKANSAS (02/07/13)
FT PCT	1.000 (12-12) at Mizzou (01/13/13)
Rebounds	.63 MOREHEAD STATE (11/23/12)
Assists	.20 #8/8 TENNESSEE (03/03/13)
Steals	.21 USC UPSTATE (11/25/12)
Blocked Shots	.10 at #10/13 Texas A&M (02/18/13)
	.10 MOREHEAD STATE (11/23/12)
Turnovers	.23 at #7/6 Louisville (12/2/12)
	.23 DELAWARE STATE (11/10/12)
Fouls	.29 at #1/1 Baylor (11/13/12)

Opponent Game Highs

Points	.85 at #1/1 Baylor (11/13/12)
FG Made	.31 vs #19/19 Texas A&M (03/10/13)
	.31 at #1/1 Baylor (11/13/12)
FG Attempts	.66 vs #19/19 Texas A&M (03/10/13)
	.66 LSU (01/27/13)
FG PCT	.560 (28-50) #16/14 SOUTH CAROLINA (02/14/13)
3-PT FG Made	.7 at Ole Miss (02/28/13)
	.7 at LSU (02/24/13)
	.7 at Alabama (01/06/13)
	.7 MOREHEAD STATE (11/23/12)
3-PT FG Attempts	.26 MOREHEAD STATE (11/23/12)
3-PT FG PCT	.750 (3-4) MISSISSIPPI STATE (01/17/13)
FT Made	.25 FLORIDA (01/03/13)
FT Attempts	.36 at #1/1 Baylor (11/13/12)
FT PCT	.950 (19-20) vs #15/16 Delaware (03/30/13)
Rebounds	.53 at #1/1 Baylor (11/13/12)
Assists	.20 at ARKANSAS (02/07/13)
Steals	.14 at #1/1 Baylor (11/13/12)
Blocked Shots	.10 vs #3/3 Connecticut (04/1/13)
Turnovers	.38 USC UPSTATE (11/25/12)
Fouls	.28 at Ole Miss (02/28/13)

Kentucky Individual Highs

Points	.34 Mathies, A'dia vs #18/15 Dayton (03/26/13)
FG Made	.13 Mathies, A'dia vs #18/15 Dayton (03/26/13)
FG Attempts	.23 O'Neill, Jennifer vs #19/19 Texas A&M (03/10/13)
FG PCT (min 5 made)	.889 (8-9) Mathies, A'dia vs AUBURN (01/20/13)
3-PT FG Made	.6 Mathies, A'dia vs #18/15 Dayton (03/26/13)
3-PT FG Attempts	.13 O'Neill, Jennifer vs #19/19 Texas A&M (03/10/13)
3-PT FG PCT (min 2 made)	1.000 (3-3) Goss, Bria vs ALCORN STATE (12/28/12)
	1.000 (2-2) Evans, Kastine vs MISSISSIPPI STATE (01/17/13)
FT Made	.9 Goss, Bria at ARKANSAS (02/07/13)
FT Attempted	.10 Goss, Bria at ARKANSAS (02/07/13)
FT PCT (min 7 made)	1.000 (8-8) Stallworth, DeNesha at Alabama (01/06/13)
	1.000 (7-7) Stallworth, DeNesha vs MISSISSIPPI STATE (01/17/13)
	1.000 (7-7) Stallworth, DeNesha at Mizzou (01/13/13)

Rebounds	.14 Walker, Samarie vs ALCORN STATE (12/28/12)
Assists	.8 O'Neill, Jennifer vs #20/21 Texas A&M (01/10/13)
Steals	.6 Pinkett, Bernisha vs AUBURN (01/20/13)
Blocked Shots	.7 Stallworth, DeNesha at #10/13 Texas A&M (02/18/13)

Kentucky Game Lows

Points	.48 at #7/6 Louisville (12/2/12)
FG Made	.18 at #7/6 Louisville (12/2/12)
FG Attempts	.53 vs VANDERBILT (03/08/13)
FG PCT	.271 (19-70) at #1/1 Baylor (11/13/12)
3-PT FG Made	.1 SOUTH CAROLINA (02/23/12)
3-PT FG Attempts	.8 at Florida (01/01/12)
	.8 at Alabama (02/16/12)
3-PT FG PCT	.111 (1-9) SOUTH CAROLINA (02/23/12)
FT Made	.5 at LSU (02/05/12)
	.5 at Alabama (02/16/12)
FT Attempts	.10 at Alabama (02/16/12)
FT PCT	.440 (11-25) NEBRASKA OMAHA (11/23/11)
Rebounds	.23 vs LSU (03/03/12)
Assists	.5 #8/7 TENNESSEE (01/12/12)
	.5 SOUTH CAROLINA (02/23/12)
Steals	.5 at #15/14 Georgia (01/19/12)
Blocked Shots	.2 at UC Santa Barbara (12/21/12)
	.2 #20/21 TEXAS A&M (01/10/13)
	.2 #16/14 SOUTH CAROLINA (02/14/13)
	.2 at Ole Miss (02/28/13)
	.2 vs #18/15 Dayton (03/26/13)
	.2 vs #15/16 Delaware (03/30/13)
Turnovers	.7 MIAMI (11/28/12)
Fouls	.9 MOREHEAD STATE (11/23/12)

Opponent Team Lows

Points	.23 ALCORN STATE (12/28/12)
FG Made	.7 ALCORN STATE (12/28/12)
FG Attempts	.35 ALCORN STATE (12/28/12)
FG PCT	.200 (7-35) ALCORN STATE (12/28/12)
3-PT FG Made	.0 DELAWARE STATE (11/10/12)
	.0 at #1/1 Baylor (11/13/12)
3-PT FG Attempts	.0 DELAWARE STATE (11/10/12)
3-PT FG PCT	.000 (0-0) DELAWARE STATE (11/10/12)
	.000 (0-3) at #1/1 Baylor (11/13/12)
FT Made	.0 MOREHEAD STATE (11/23/12)
FT Attempts	.0 MOREHEAD STATE (11/23/12)
FT PCT	.000 (0-0) MOREHEAD STATE (11/23/12)
Rebounds	.19 ALCORN STATE (12/28/12)
Assists	.1 ALCORN STATE (12/28/12)
Steals	.2 at UC Santa Barbara (12/21/12)
	.2 #16/14 SOUTH CAROLINA (02/14/13)
Blocked Shots	.0 ALCORN STATE (12/28/12)
Turnovers	.15 at Mizzou (01/13/13)
Fouls	.11 MOREHEAD STATE (11/23/12)
	.11 at LSU (02/24/13)
	.11 vs #19/19 Texas A&M (03/10/13)

SEC FINAL 2012-13 STANDINGS

	SEC	Pct.	Home	Away	All	Pct.	Home	Away	Neutral	Last 5	Streak
Tennessee#	14-2	.875	8-0	6-2	27-8	.771	16-2	9-4	2-2	3-2	L1
Kentucky	13-3	.813	7-1	6-2	30-6	.833	16-1	9-3	5-2	3-2	L1
Georgia	12-4	.750	7-1	5-3	28-7	.800	15-1	8-4	5-2	3-2	L1
Texas A&M^	11-5	.688	6-2	5-3	25-10	.714	14-5	6-4	5-1	4-1	L1
South Carolina	11-5	.688	6-2	5-3	25-8	.758	13-3	7-3	5-2	3-2	L1
LSU	10-6	.625	6-2	4-4	22-12	.647	15-3	5-7	2-2	3-2	L1
Vanderbilt	9-7	.563	6-2	3-5	21-12	.636	12-2	7-7	2-3	2-3	L1
Arkansas	6-10	.375	3-5	3-5	20-13	.606	12-6	7-5	1-2	3-2	L1
Florida	6-10	.375	3-5	3-5	22-15	.595	11-5	8-8	3-2	4-1	L1
Missouri	6-10	.375	4-4	2-6	17-15	.531	14-5	2-7	1-3	2-3	L2
Auburn	5-11	.313	5-3	0-8	19-15	.559	15-4	2-9	2-2	3-2	L1
Mississippi State	5-11	.313	4-4	1-7	13-17	.433	12-5	1-8	0-4	2-3	L2
Alabama	2-14	.125	1-7	1-7	13-18	.419	6-9	4-8	3-1	1-4	L1
Ole Miss	2-14	.125	1-7	1-7	9-20	.310	7-8	1-10	1-2	0-5	L5

*SEC Champions; ^SEC Tournament Champion

COACHES POSTSEASON AWARDS

First Team All-SEC

A'dia Mathies, Kentucky; DeNesha Stallworth, Kentucky; Theresa Plaisance, LSU; leasia Walker, South Carolina; Bashaara Graves, Tennessee; Meighan Simmons, Tennessee; Kelsey Bone, Texas A&M; Tiffany Clarke, Vanderbilt

Second Team All-SEC

Hasina Muhammad, Auburn; Jennifer George, Florida; Jasmine James, Georgia; **Samarie Walker, Kentucky;** Adrienne Webb, LSU; Martha Alwal, Mississippi State; Bri Kulas, Missouri; Ashley Bruner, South Carolina; Aleighsa Welch, South Carolina; Adrienne Pratcher, Texas A&M; Jasmine Lister, Vanderbilt

SEC All-Freshman

Sydney Moss, Florida; Shacobia Barbee, Georgia; Danielle Ballard, LSU; Lianna Doty, Missouri; Tiffany Mitchell, South Carolina; Bashaara Graves, Tennessee; Courtney Walker, Texas A&M; Heather Bowe, Vanderbilt

All-Defensive Team

Shacobia Barbee, Georgia; **Samarie Walker, Kentucky;** Danielle Ballard, LSU; Theresa Plaisance, LSU; Martha Alwal, Mississippi State; leasia Walker, South Carolina

Coach of the Year

Holly Warlick, Tennessee

Co-Players of the Year

A'dia Mathies, Kentucky
Meighan Simmons, Tennessee

Freshman of the Year

Bashaara Graves, Tennessee

Defensive Player of the Year

leasia Walker, South Carolina

Co-6th Woman of the Year

Sarah Watkins, Arkansas
Morgan Eye, Missouri

Scholar-Athlete of the Year

Blanche Alverson, Auburn

2013 Tournament Results

March 6-10

The Arena at Gwinnett Center • Duluth, Ga.

FIRST ROUND

Wednesday, March 6

Game 1 - #13 Alabama 63, #12 Mississippi State 36

SECOND ROUND

Thursday, March 7

Game 2 - #9 Florida 64, #8 Arkansas 59

Game 3 - #5 South Carolina 77, #13 Alabama 35

Game 4 - #7 Vanderbilt 53, #10 Missouri 40

Game 5 - #6 LSU 65, #11 Auburn 62

THIRD ROUND

Friday, March 8

Game 6 - #1 Tennessee 82, #9 Florida 73

Game 7 - #4 Texas A&M 61, #5 South Carolina 52

Game 8 - #2 Kentucky 76, #7 Vanderbilt 65

Game 9 - #3 Georgia 71, #6 LSU 53

SEMINFINALS

Saturday, March 9

Game 10 - #4 Texas A&M 66, #1 Tennessee 62

Game 11 - #2 Kentucky 60, #3 Georgia 38

FINALS

Sunday, March 10

Game 12 - #4 Texas A&M 75, #2 Kentucky 67

2013 Tournament Team

A'dia Mathies, Kentucky

Taber Spani (Tennessee)

Kelsey Bone (Texas A&M), MVP

Kristi Bellock (Texas A&M)

Courtney Walker (Texas A&M)

2012-13 SEC Community Service Team

Meghan Perkins, Alabama; Erin Gatling, Arkansas;

Blanche Alverson, Auburn; Jaterra Bonds, Florida; Jasmine

James, Georgia; **Kastine Evans, Kentucky;** Jeanne Ken-

ney, LSU; Maggie McFerrin, Ole Miss; Candace Foster,

Mississippi St.; Liz Smith, Missouri; leasia Walker, South

Carolina; Taber Spani, Tennessee; Kristi Bellock, Texas

A&M; Gabby Smith, Vanderbilt

AP POSTSEASON AWARDS

First Team All-SEC

A'dia Mathies, Kentucky
Kelsey Bone, Texas A&M
Meighan Simmons, Tennessee
Theresa Plaisance, LSU
Tiffany Clarke, Vanderbilt

Second Team All-SEC

Bashaara Graves, Tennessee
DeNesha Stallworth, Kentucky
leasia Walker, South Carolina
Hasina Muhammad, Auburns

Honorable Mention

Martha Alwal, Mississippi State
Jaterra Bonds, Florida
Kristi Bellock, Texas A&M
Jennifer George, Florida
Jasmine James, Georgia
Jasmine Lister, Vanderbilt
Adrienne Pratcher, Texas A&M
Adrienne Webb, LSU
Aleighsa Welch, South Carolina

SEC Coach of the Year

Holly Warlick, Tennessee

SEC Player of the Year

A'dia Mathies, Kentucky

SEC Newcomer of the Year

Bashaara Graves, Tennessee

SEC FINAL INDIVIDUAL STATISTICS-ALL GAMES

Scoring

Player-Team	CL	G	FG	3FG	FT	Pts	Avg
1. Theresa Plaisance-LS	JR	34	207	24	139	577	17.0
2. Meighan Simmons-UT	JR	35	217	69	86	589	16.8
3. Tiffany Clarke-VU	SR	33	208	0	133	549	16.6
4. Kelsey Bone-TAMU	JR	35	244	3	91	582	16.6
5. A'dia Mathies-UK	SR	36	207	73	92	579	16.1
6. Adrienne Webb-LS	SR	33	176	45	86	483	14.6
7. Tyrese Tanner-AU	JR	34	184	6	108	482	14.2
8. Hasina Muhammad-AU	SO	34	198	5	74	475	14.0
9. Bri Kulas-MO	JR	32	154	40	92	440	13.8
10. Christina Foggie-VU	JR	27	124	62	52	362	13.4

Rebounding

Player-Team	CL	G	OFF	DEF	TOT	Avg/G
1. Martha Alwal-MS	SO	30	92	200	292	9.7
2. Kelsey Bone-TAMU	JR	35	111	215	326	9.3
3. Tiffany Clarke-VU	SR	33	100	179	279	8.5
4. Theresa Plaisance-LS	JR	34	102	180	282	8.3
5. Samarie Walker-UK	JR	36	113	180	293	8.1
6. Ashley Bruner-SC	SR	33	106	161	267	8.1
7. Bashaara Graves-UT	FR	35	120	161	281	8.0
8. Aleighsa Welch-SC	SO	33	131	124	255	7.7
9. Jennifer George-UF	SR	35	83	181	264	7.5
10. Kristi Bellock-TAMU	SR	35	92	166	258	7.4

Field Goal PCT (Min. 5.0 made per game)

Player-Team	CL	G	FG	FGA	Pct
1. Kelsey Bone-TAMU	JR	35	244	431	.566
2. Jasmine Hassell-UG	SR	35	180	339	.531
3. Tiffany Clarke-VU	SR	33	208	404	.515
4. DeNesha Stallworth-UK	JR	35	181	374	.484
5. Adrienne Webb-LS	SR	33	176	397	.443
6. Theresa Plaisance-LS	JR	34	207	474	.437
7. A'dia Mathies-UK	SR	36	207	487	.425
8. Hasina Muhammad-AU	SO	34	198	468	.423
9. Tyrese Tanner-AU	JR	34	184	442	.416
10. Meighan Simmons-UT	JR	35	217	527	.412

Assists

Player-Team	CL	G	Assists	Avg/G
1. Calli Berna-AR	SO	33	208	6.30
2. Najat Ouardad-AU	SR	31	178	5.74
3. Valencia McFarland-UM	JR	29	155	5.34
4. Jasmine Lister-VU	JR	33	168	5.09
5. Lianna Doty-MO	FR	32	151	4.72
6. Ariel Massengale-UT	SO	35	158	4.51
7. Adrienne Pratcher-TAMU	SR	35	152	4.34
8. Jeanne Kenney-LS	JR	32	137	4.28
9. Sydney Moss-UF	FR	37	143	3.86
10. Jasmine James-UG	SR	35	133	3.80

Free Throw PCT (Min. 2.5 made per game)

Player-Team	CL	G	FTM	FTA	Pct
1. Adrienne Webb-LS	SR	33	86	107	.804
2. Martha Alwal-MS	SO	30	97	123	.789
3. Sarah Watkins-AR	SR	33	101	129	.783
4. Jattera Bonds-UF	JR	37	140	181	.773
5. Tyrese Tanner-AU	JR	34	108	140	.771
6. A'dia Mathies-UK	SR	36	92	122	.754
7. Diara Moore-UM	JR	27	84	112	.750
8. Valencia McFarland-UM	JR	29	76	103	.738
9. Bri Kulas-MO	JR	32	92	126	.730
10. Theresa Plaisance-LS	JR	34	139	191	.728

Steals

Player-Team	CL	G	Steals	Avg/G
1. Danielle Ballard-LS	FR	34	100	2.94
2. Ieasia Walker-SC	SR	33	90	2.73
3. Najat Ouardad-AU	SR	31	81	2.61
4. Valencia McFarland-UM	JR	29	71	2.45
5. Shacobia Barbee-UG	FR	35	85	2.43
6. Hasina Muhammad-AU	SO	34	82	2.41
7. Jasmine James-UG	SR	35	81	2.31
8. Daisha Simmons-UA	SO	31	66	2.13
9. Calli Berna-AR	SO	33	69	2.09
10. Tyrese Tanner-AU	JR	34	69	2.03

Three-Point FG PCT (Min. 2.0 made per game)

Player-Team	CL	G	3FG	FGA	Pct
1. A'dia Mathies-UK	SR	36	73	173	.422
2. Morgan Eye-MO	SO	32	112	269	.416
3. Christina Foggie-VU	JR	27	62	189	.328
4. Shafontaye Myers-UA	JR	31	80	287	.279

Three-Point FG Made

Player-Team	CL	G	3FG	Avg/G
1. Morgan Eye-MO	SO	32	112	3.50
2. Shafontaye Myers-UA	JR	31	80	2.58
3. Christina Foggie-VU	JR	27	62	2.30
4. A'dia Mathies-UK	SR	36	73	2.03
5. Meighan Simmons-UT	JR	35	69	1.97
6. Blanche Alverson-AU	SR	34	67	1.97
7. Jennifer O'Neill-UK	SO	35	67	1.91
8. Carlie Needles-UF	FR	37	63	1.70
9. Jasmine Lister-VU	JR	33	56	1.70
10. Gracie Frizzell-UM	FR	29	49	1.69

Blocked Shots

Player-Team	CL	G	Blocks	Avg/G
1. Martha Alwal-MS	SO	30	78	2.60
2. Theresa Plaisance-LS	JR	34	85	2.50
3. Jennifer George-UF	SR	35	56	1.60
4. Samarie Walker-UK	JR	36	56	1.56
5. DeNesha Stallworth-UK	JR	35	52	1.49
6. Tiffany Clarke-VU	SR	33	47	1.42
7. Sherise Williams-MS	FR	25	33	1.32
8. Meghan Perkins-UA	SR	30	38	1.27
9. Vicky McIntyre-UF	JR	29	36	1.24
10. Hasina Muhammad-AU	SO	34	42	1.24

Assist/Turnover Ratio (Min. 3.0 assists/game)

Player-Team	CL	G	Asst	Turn	Ratio		
1. Adrienne Pratcher-TAMU	SR	35	152	4.3	55	1.6	2.76
2. Valencia McFarland-UM	JR	29	155	5.3	63	2.2	2.46
3. Calli Berna-AR	SO	33	208	6.3	86	2.6	2.42
4. Jeanne Kenney-LS	JR	32	137	4.3	67	2.1	2.04
5. Ariel Massengale-UT	SO	35	158	4.5	92	2.6	1.72
6. Jasmine James-UG	SR	35	133	3.8	86	2.5	1.55
7. Jasmine Lister-VU	JR	33	168	5.1	113	3.4	1.49
8. Najat Ouardad-AU	SR	31	178	5.7	124	4.0	1.44
9. Sydney Moss-UF	FR	37	143	3.9	102	2.8	1.40
10. Ieasia Walker-SC	SR	33	108	3.3	89	2.7	1.21

Offensive Rebounds

Player-Team	CL	G	No.	Avg/G
1. Aleighsa Welch-SC	SO	33	131	3.97
2. Bashaara Graves-UT	FR	35	120	3.43
3. Ashley Bruner-SC	SR	33	106	3.21
4. Kelsey Bone-TAMU	JR	35	111	3.17
5. Samarie Walker-UK	JR	36	113	3.14
6. Martha Alwal-MS	SO	30	92	3.07
7. Tiffany Clarke-VU	SR	33	100	3.03
8. Theresa Plaisance-LS	JR	34	102	3.00
9. Jasmine Hassell-UG	SR	35	98	2.80
10. Courtney Marbra-UM	SR	29	79	2.72

Defensive Rebounds

Player-Team	CL	G	No.	Avg/G
1. Martha Alwal-MS	SO	30	200	6.67
2. Kelsey Bone-TAMU	JR	35	215	6.14
3. Tiffany Clarke-VU	SR	33	179	5.42
4. Theresa Plaisance-LS	JR	34	180	5.29
5. Jennifer George-UF	SR	35	181	5.17
6. Bri Kulas-MO	JR	32	162	5.06
7. Blanche Alverson-AU	SR	34	172	5.06
8. Samarie Walker-UK	JR	36	180	5.00
9. Ashley Bruner-SC	SR	33	161	4.88
10. Kristi Bellock-TAMU	SR	35	166	4.74

2012-13 GAME REVIEWS

33

#7/7 KENTUCKY 61, NAVY 41

MARCH 24, 2013 • QUEENS, N.Y. (CARNESECCA ARENA)
FIRST ROUND • NCAA TOURNAMENT

#7/7 Kentucky Wildcats 61 • 29-5													
Player	FG-FGA	FG-FTA	FT-FTA	OT	Def	Off	PF	TP	A	TOT	BK	Stl	Min
Walker, Samaria	5-11	0-0	4-4	3	3	0	1	14	0	2	1	1	32
Stallworth, DeNesha	8-13	1-3	1-1	3	8	11	2	18	2	5	2	3	27
O'Neill, Jennifer	5-10	2-5	0-0	0	2	2	2	12	4	3	0	5	28
Mathies, A'dia	0-5	0-0	5-6	0	3	2	5	1	1	0	1	1	28
Evans, Kristine	1-9	0-0	0-0	2	1	3	0	2	1	0	1	1	25
Thompson, Janee	0-2	0-0	2-2	1	1	2	1	2	1	0	1	0	13
Pinkett, Bernisha	0-3	0-2	0-0	2	0	2	0	0	1	3	0	0	12
Sidney, Joliah	0-2	0-1	0-0	2	1	3	0	0	0	2	0	2	9
Coss, Bria	2-5	0-0	0-0	1	3	4	0	4	0	1	0	1	18
Henderson, Brittany	0-0	0-0	0-0	0	1	1	0	0	0	0	0	0	1
Bishop, Azia	2-3	0-0	0-2	0	2	2	3	4	0	1	0	1	12
Team													
Totals	23-60	3-11	12-15	15	28	43	11	61	10	19	4	16	200

34

#7/7 KENTUCKY 84, #18/15 DAYTON 70

MARCH 26, 2013 • QUEENS, N.Y. (CARNESECCA ARENA)
SECOND ROUND • NCAA TOURNAMENT

#18/15 Dayton 70 • 29-5													
Player	FG-FGA	FG-FTA	FT-FTA	OT	Def	Off	PF	TP	A	TOT	BK	Stl	Min
MALOTT, Ally	3-9	0-3	4-4	1	7	8	2	10	5	2	2	4	35
SANT, Cassie	5-7	0-1	3-4	0	1	1	3	13	2	2	0	0	27
DEAN, Amber	3-4	0-1	5-5	1	4	5	3	0	4	2	0	0	26
MACKAY, Samantha	6-5	2-2	2-2	0	1	2	12	1	8	0	1	1	34
HOOVER, Andrea	6-11	2-4	0-0	3	3	6	3	22	0	4	0	0	35
APPLEWHITE, Olivia	0-6	0-1	2-3	1	5	6	3	2	0	1	0	1	14
AUSTRIA, Kelley	0-2	0-1	2-2	1	0	2	1	2	0	1	0	1	25
WILSON, Britiany	0-1	0-0	0-0	0	1	0	0	0	0	1	0	0	4
Team													
Totals	21-47	4-13	24-30	8	24	32	15	70	12	23	2	9	200

Notables: UK won its sixth consecutive first-round game ... Trailing 26-25 at the break, UK opened the second half on a 12-2 run to take a 37-28 advantage ... The 20-point win was the largest margin of victory and the 41 points were the fewest points allowed for Kentucky in a NCAA Tournament game ... UK's 16 steals tied the school record for an NCAA Tournament game ... Stallworth charted her ninth double-double of the season.

Notables: The win advanced UK to its third Sweet 16 in the last four years and fourth overall ... Mathies tied her career high with 34 points, her third career 30-point game ... Her six 3-pointers were a career high ... After Dayton cut Kentucky's lead to 50-46 at the 14:26 mark in the second half, UK went on a 12-1 run to stretch its lead to 62-47 with 10:34 to play ... The win gave UK its school-record seventh victory over a ranked team this season.

35

#7/7 KENTUCKY 69, #15/16 DELAWARE 62

MARCH 30, 2013 • BRIDGEPORT, CONN. (WEBSTER BANK ARENA)
SWEET 16 • NCAA TOURNAMENT

#15/16 Delaware 62 • 33-3													
Player	FG-FGA	FG-FTA	FT-FTA	OT	Def	Off	PF	TP	A	TOT	BK	Stl	Min
Della Donnino, Elena	11-23	0-4	11-11	1	8	9	1	8	2	5	0	0	34
Parker, Danielle	3-9	0-0	0-0	2	6	8	4	8	1	0	0	0	37
Miller, Kevia	0-1	0-0	0-0	1	0	1	0	0	2	0	0	0	19
Richards, Akeema	0-0	0-0	0-0	1	0	1	2	0	2	0	0	0	12
Carris, Lauren	0-5	1-1	3-4	4	6	10	5	10	1	4	0	2	30
May, Jacquette	1-6	0-0	0-0	5	2	7	2	0	0	1	0	0	19
Buchanan, Kelsey	0-0	0-0	0-0	1	0	1	0	0	0	0	0	0	7
Lucas, Trumae	3-9	0-1	5-5	1	0	1	5	11	3	0	0	0	35
Loon, Stephanie	0-0	0-0	0-0	0	0	0	0	0	0	0	0	0	0
Team													
Totals	21-53	1-6	19-20	16	24	40	21	62	7	18	1	4	200

36

#3/3 CONNECTICUT 83, #7/7 KENTUCKY 53

APRIL 1, 2013 • BRIDGEPORT, CONN. (WEBSTER BANK ARENA)
ELITE EIGHT • NCAA TOURNAMENT

#7/7 Kentucky Wildcats 53 • 30-6													
Player	FG-FGA	FG-FTA	FT-FTA	OT	Def	Off	PF	TP	A	TOT	BK	Stl	Min
Walker, Samaria	0-1	0-0	2-2	1	2	1	2	1	2	1	3	2	23
Stallworth, DeNesha	4-12	0-1	1-2	1	7	8	1	9	1	3	0	0	35
O'Neill, Jennifer	5-12	1-4	2-3	0	2	2	4	14	1	4	1	1	32
Mathies, A'dia	4-5	2-3	4-4	2	2	4	14	1	4	1	1	0	28
Evans, Kristine	1-9	0-2	0-0	1	2	3	1	2	3	2	0	0	19
Thompson, Janee	1-5	0-1	0-0	0	0	2	0	2	0	1	0	1	9
Pinkett, Bernisha	0-1	0-0	0-0	0	2	2	1	0	2	0	0	0	8
Sidney, Joliah	2-5	1-3	0-0	0	1	3	5	1	0	2	0	1	13
Coss, Bria	2-8	0-2	2-2	0	2	2	6	0	3	0	1	0	20
Henderson, Brittany	0-0	0-0	0-0	0	2	2	1	0	0	0	0	0	8
Bishop, Azia	0-0	0-0	0-0	0	0	1	0	0	1	0	0	0	1
Team													
Totals	19-62	4-16	11-15	11	22	33	20	53	9	21	5	11	200

Notables: The win advanced UK to its second straight Elite Eight and third in the last four years ... Mathies' 16 points gave her 2,000 in her career, just the fifth player in school history, men or women, to accomplish that feat ... Her nine rebounds tied her season high ... With UK leading by two (62-60) with 2:47 to play, Evans hit a crucial 3-pointer to give the Cats a 65-60 lead it would never relinquish ... O'Neill led with 17 points after hitting four 3-pointers.

Notables: After a layup from DeNesha Stallworth to give the Wildcats a 23-22 lead with 10:08 left in the first half, UConn went on a 26-3 run to end the half, taking a 48-26 advantage into the locker room ... Jennifer O'Neill was named to the Bridgeport Regional All-Tournament Team after averaging a team-high 16.0 points per game in the regionals ... A'dia Mathies concluded her Wildcat career with 2,014 points, the second-most in school history.

DEPARTED SENIORS

#1 A'dia Mathies • 6 • 5-9 • Louisville, Ky. (Iroquois HS)



Ended her career as one of the most decorated players in program history ... 10th overall WNBA Draft pick by the Los Angeles Sparks ... Highest draft pick in school history ... AP All-American Second Team (2013) ... Full Court All-American Second Team (2013) ... AP All-American Third Team (2012) ... Two-time finalist for the John R. Wooden Award, the Naismith Trophy and the State Farm Wade Trophy (2012 and 2013) ... Ann Meyers Drysdale Award Top 20 (2013) ... AP and Coaches SEC Player of the Year (2012 and 2013) ... AP and Coaches All-SEC, First Team selection (2012 and 2013) ... First player to earn back-to-back SEC Player of the Year titles from the league coaches since Seimone Augustus of LSU did it in 2005 and 2006 ... SEC All-Defensive Team (2011 and 2012) ... SEC Freshman of the Year by the league coaches (2010) ... Full Court Press Freshman and Gballmag.com Young All-American, Second Team (2010) ... All-SEC Freshman Team ... SEC All-Tournament Team (2010, 2012 and 2013) ... UK's all-time leader in steals (320), games played (140) and started (139), while ranking second in scoring (2,014), 3-point field goals made (177) and field goals attempted (1,687), third in field goals made (712), free throws made (413) and attempted (590) and ninth in assists (349) ... First player in UK history (men or women) to accumulate over 2,000 points, 600 rebounds, 300 assists and 300 steals in a career ... Second UK Hoops player to score 2,000 points and just the fifth Kentucky basketball player (men or women) to reach the mark ... Part of UK's all-time winningest class with an overall 111-30 (.787) record, including a 64-3 (.955) mark at home ... Helped UK claim an SEC regular-season title for the first time in 30 years in 2012, advanced to the SEC Tournament championship game three times, advanced to the NCAA Tournament four straight seasons, including three Sweet 16 and three Elite Eight appearances ... Graduated in May of 2013 with a degree in psychology.

CAREER HIGHS

Points:	34, twice, last vs. Dayton 3/26/13
FGM:	13 vs. Dayton 3/26/13
FGA:	22 vs. Southern Miss. 11/19/11
FTM:	12 vs. Liberty 3/20/10
FTA:	17 vs. Liberty 3/20/10
3FGM:	6 vs. Dayton 3/26/13
3FGA:	10 vs. Southern Miss. 11/19/11
O-Rebounds:	8 vs. Jacksonville State 11/15/11
D-Rebounds:	8 vs Murray State 11/26/10
Total Rebounds:	10, five times, last at Georgia 1/18/12
Assists:	7, three times, last vs. Gonzaga 3/25/12
Blocks:	3, three times, last at South Carolina 1/15/12
Steals:	9 vs. Nebraska Omaha 11/23/11
Minutes:	43 at Arkansas 2/7/13



MATHIES' CAREER STATS

Year	GP-GS	MIN	FG-FGA	PCT	3FG-FGA	PCT	FT-FTA	PCT	OFF-DEF	TOT-AVG	PF-FO	A	TO	BLK	ST	PTS-AVG
2009-10	36-36	1151-32.0	178-439	.405	31-107	.290	104-149	.698	78-96	174-4.8	98-3	87	86	22	93	491-13.6
2010-11	34-33	992-29.2	146-337	.433	22-66	.333	121-178	.680	77-82	159-4.7	94-4	89	85	12	71	435-12.8
2011-12	34-34	1006-29.6	181-424	.427	51-135	.378	96-141	.681	88-87	175-5.1	73-3	93	95	21	87	509-15.0
2012-13	36-36	1081-30.0	207-487	.425	73-173	.422	92-122	.754	64-98	162-4.5	75-2	80	66	15	69	579-16.1
TOTAL	140-139	4230-30.2	712-1687	.422	177-481	.368	413-590	.700	307-363	670-4.8	340-12	349	332	70	320	2014-14.4

DEPARTED SENIORS

#40 Brittany Henderson • F • 6-2 • Pasadena, Calif. (John Muir HS)



Saw action in 135 career games with 38 starts ... Part of the all-time winningest class in UK Hoops history with a 111-30 (.787) overall record, including a 64-3 mark at home ... Grabbed a career-high 18 rebounds in the SEC Tournament semifinals vs. Vanderbilt (3/5/11) which is tied for the 10th most rebounds in a single game in UK Hoops history ... Notched double-figure points five times and grabbed double-figure rebounds three times in her career ... Grabbed a career-high 18 rebounds in the SEC Tournament semifinals vs. Vanderbilt (3/5/11) which tied for the 10th-highest single-game rebounding mark in school history ... Made the game-winning layup against LSU (2/3/11) with 1.1 seconds remaining, giving UK its first win over the Lady Tigers in Lexington since 1994

... Set to graduate in May of 2014 with a degree in hospitality management ... Averaged a career-best 5.1 points and 5.5 rebounds per game as sophomore ... Helped UK claim an SEC regular-season title for the first time in 30 years in 2012, advance to the SEC Tournament championship game three times, advanced to the NCAA Tournament four straight seasons, including three Sweet 16 and three Elite Eight appearances.

CAREER HIGHS

Points:	13 vs Auburn 2/3/11
FGM:	5 vs Auburn 2/3/11
FGA:	10, twice, last vs. North Carolina 3/21/11
FTM:	6 vs Arkansas-Pine Bluff 12/11/11
FTA:	7 vs Auburn 2/3/11
3FGM:	1 vs. UT Martin 12/22/09
3FGA:	1, twice, last vs. Tennessee Tech 12/7/10
O-Rebounds:	8 vs. Vanderbilt 3/5/11
D-Rebounds:	10 vs. Vanderbilt 3/5/11
Total Rebounds:	18 vs. Vanderbilt 3/5/11
Assists:	2 vs. Delaware State 11/10/12
Blocks:	3, four times, last vs. Northeastern 11/17/11
Steals:	4 vs Alabama A&M 12/18/10
Minutes:	33 vs. Hampton 3/19/11



HENDERSON'S CAREER STATS

Year	GP-GS	MIN	FG-FGA	PCT	3FG-FGA	PCT	FT-FTA	PCT	OFF-DEF	TOT-AVG	PF-FO	A	TO	BLK	ST	PTS-AVG
2009-10	36-0	383-10.6	32-58	.552	1-1	1.000	28-47	.596	42-65	107-3.0	65-1	1	25	17	8	93-2.6
2010-11	34-22	675-19.9	64-140	.457	0-4	.000	47-73	.644	74-112	186-5.5	74-2	6	35	18	19	175-5.1
2011-12	33-15	370-11.2	33-66	.500	0-0	.000	26-34	.765	40-59	99-3.0	52-0	9	31	13	21	92-2.8
2012-13	33-1	291-8.8	16-42	.381	0-0	.000	3-10	.300	25-49	74-2.2	27-0	12	9	9	15	35-1.1
TOTAL	136-38	1719-12.6	145-306	.474	1-5	.200	104-164	.634	181-285	466-3.4	218-3	28	100	57	63	395-2.9

RECORDS

NEXT

YEAR-BY-YEAR TEAM STATISTICS

Season	G	FG-FGA	FG%	3FG-3FGA	3FG%	FT-FTA	FT%	Reb-Avg	PF-D	A	TO	BS	St	Pts	Avg
1977-78															
UK	35	1096-2550	43.0	--	--	541-859	63.0	1426-40.7	747--	480	794	--	--	2733	78.0
Opp.	35	1012-2537	40.0	--	--	509-780	65.2	1186-33.9	793--	362	686	--	--	2533	72.4
1978-79															
UK	29	798-1870	42.7	--	--	400-598	66.9	1223-42.2	600-18	390	721	72	279	1996	68.4
Opp.	20	791-1806	43.8	--	--	396-616	64.3	1094-37.7	540-16	425	594	96	278	1978	68.2
1979-80															
UK	29	983-2049	48.0	--	--	455-681	66.8	1413-48.7	656-25	509	583	107	280	2421	83.5
Opp.	29	738-1815	40.7	--	--	459-684	67.1	935-32.2	603-30	320	576	83	225	1908	65.8
1980-81															
UK	31	1004-2013	49.8	--	--	486-701	69.3	1340-43.2	665-23	590	595	116	344	2494	80.4
Opp.	31	816-1986	41.0	--	--	417-625	66.7	1136-36.6	674-23	399	628	65	255	2049	66.0
1981-82															
UK	32	1045-2140	48.8	--	--	454-667	68.0	1377-43.0	544-10	665	574	97	268	2544	79.5
Opp.	32	963-2198	43.8	--	--	317-500	63.4	1225-38.2	636-21	584	572	115	233	2243	70.0
1982-83															
UK	28	929-1813	51.2	--	--	477-669	71.3	1169-41.7	509-12	536	522	87	235	2335	83.4
Opp.	28	800-1844	43.4	--	--	373-532	70.1	1007-36.0	620-34	390	555	58	212	1973	70.5
1983-84															
UK	28	897-1747	51.3	--	--	328-416	78.8	984-35.1	547-20	511	578	68	243	2122	75.8
Opp.	28	814-1800	45.2	--	--	378-562	67.2	995-35.5	490-14	390	502	45	234	2006	71.6
1984-85															
UK	28	802-1728	46.4	--	--	358-274	75.5	1083-38.7	511-12	409	558	95	269	1962	70.0
Opp.	28	747-1722	43.0	--	--	366-507	72.2	993-35.5	477-12	314	536	60	223	1860	66.4
1985-86															
UK	29	987-1926	51.2	--	--	349-481	72.7	1103-38.0	497-14	575	596	101	341	2323	80.1
Opp.	29	864-1840	46.9	--	--	312-479	65.1	1027-35.4	473-16	430	640	71	258	2040	70.3



The 2012-13 team set records for wins in a season (30), SEC wins (13), consecutive wins (17), consecutive home wins (34), 3-point field goals made (240), 3-point field goals attempted (731), blocks (181) and steals (429) in a single season.

Season	G	FG-FGA	FG%	3FG-3FGA	3FG%	FT-FTA	FT%	Reb-Avg	PF-D	A	TO	BS	St	Pts	Avg
1986-87															
UK	28	841-1732	48.6	--	--	351-471	74.5	1101-39.3	465-6	461	558	88	272	2033	72.6
Opp.	28	764-1784	42.8	--	--	349-528	66.1	994-35.5	483-17	407	494	78	264	1877	67.0
1987-88															
UK	29	863-1954	44.2	54-150	36.0	368-511	72.0	1196-41.2	566-19	478	528	82	253	2148	74.1
Opp.	29	880-1988	44.3	50-147	34.0	433-646	67.0	1252-43.2	533-15	494	495	109	304	2243	77.3
1988-89															
UK	28	802-1822	44.0	78-210	37.1	384-555	69.2	1094-39.1	556-12	391	572	62	275	2066	73.8
Opp.	28	814-1825	44.6	39-131	29.8	426-634	67.2	1212-43.3	532-15	375	576	75	280	2093	74.8
1989-90															
UK	31	971-2084	46.6	38-128	29.7	560-853	65.7	1340-43.2	621-14	567	603	78	372	2540	81.9
Opp.	31	767-1906	40.2	90-224	40.2	419-645	65.0	1277-41.2	728-34	433	790	92	279	2043	65.9
1990-91															
UK	29	861-2024	42.5	134-401	33.4	476-697	68.3	1314-45.3	568-6	427	575	97	382	2332	80.4
Opp.	29	769-1868	41.2	69-219	31.5	425-655	64.9	1231-42.4	593-13	428	649	67	316	2032	70.1
1991-92															
UK	30	753-1816	41.5	157-466	33.7	543-782	69.4	1177-39.2	588--	319	594	71	314	2206	73.5
Opp.	30	818-1919	42.6	101-313	32.3	432-641	67.4	1278-42.6	618--	396	603	85	305	2169	72.3
1992-93															
UK	28	719-1802	39.9	134-502	30.7	342-519	65.9	1173-41.9	555-2	353	518	71	324	1934	69.1
Opp.	28	600-1574	38.1	77-277	27.8	398-601	66.2	1127-40.3	502--	278	640	73	282	1675	59.8
1993-94															
UK	28	786-1918	41.0	156-464	33.6	453-656	69.1	1195-42.7	610-0	434	526	76	345	2181	77.9
Opp.	28	703-1695	41.5	144-417	34.5	457-668	68.4	1179-42.1	571--	378	666	98	254	2007	71.7
1994-95															
UK	28	682-1753	38.9	164-548	29.9	310-464	66.8	1100-39.3	502-3	346	457	61	271	1838	65.6
Opp.	28	628-1555	40.4	108-387	27.9	394-568	69.4	1106-39.5	480--	315	552	56	220	1758	62.8
1995-96															
UK	27	605-1496	40.4	127-416	30.5	335-479	69.9	984-36.4	425-9	370	546	28	213	1672	61.9
Opp.	27	708-1631	43.4	140-378	37.0	301-421	71.5	987-36.6	432--	414	460	70	254	1857	68.8
1996-97															
UK	27	602-1491	40.4	107-318	33.6	346-490	70.6	974-36.1	530-12	363	586	35	216	1657	61.4
Opp.	27	679-1599	42.5	102-326	31.3	377-536	70.3	1013-37.5	463--	354	503	69	288	1937	68.0
1997-98															
UK	28	661-1550	42.6	91-291	31.3	361-545	66.2	1020-36.4	585-14	345	732	90	251	1774	63.4
Opp.	28	675-1636	41.3	95-341	27.9	462-693	66.7	1065-38.0	492--	370	626	68	288	1907	68.1
1998-99															
UK	32	858-1935	44.3	136-392	34.7	514-805	63.9	1280-40.0	698-21	465	622	115	277	2366	73.9
Opp.	32	761-1897	40.1	125-428	29.2	565-817	69.2	1195-37.3	647--	281	609	82	236	2212	69.1
1999-2000															
UK	29	756-1718	44.0	99-315	31.4	309-501	61.7	1052-36.3	560-16	374	595	130	317	1920	66.2
Opp.	29	654-1661	39.4	98-359	27.3	383-566	67.7	1101-38.0	484--	313	651	71	220	1789	61.7

Season	G	FG-FGA	FG%	3FG-3FGA	3FG%	FT-FTA	FT%	Reb-Avg	PF-D	A	TO	BS	St	Pts	Avg.
2000-01															
UK	27	644-1601	40.2	48-178	27.0	304-478	63.6	932-34.5	553-22	306	588	56	270	1640	60.7
Opp.	27	756-1600	47.3	110-334	32.9	432-618	69.9	1050-38.9	453--	415	543	83	251	2054	76.1
2001-02															
UK	29	748-1713	43.7	97-320	30.3	275-439	62.6	991-34.2	549-13	412	612	63	331	1868	64.4
Opp.	29	743-1681	44.2	127-400	31.8	412-621	66.3	1077-37.1	424--	209	611	76	273	2025	69.8
2002-03															
UK	27	671-1581	42.4	158-416	38.0	277-404	68.6	979-36.3	513-15	329	529	91	219	1777	65.8
Opp.	27	688-1686	40.8	154-463	33.3	381-570	66.8	1064-39.4	398--	392	444	88	234	1911	70.8
2003-04															
UK	28	675-1669	40.4	121-391	30.9	392-533	73.5	1035-37.0	483-11	483	457	52	201	1863	66.5
Opp.	28	709-1701	41.7	154-543	28.4	332-490	67.8	1086-38.8	517--	338	465	110	172	1904	68.0
2004-05															
UK	34	867-1969	44.0	162-475	34.1	452-631	71.6	1334-39.2	532-7	406	553	125	223	2348	69.1
Opp.	34	788-2044	38.6	173-554	31.2	395-581	68.0	1204-35.4	564--	372	518	117	231	2144	63.1
2005-06															
UK	31	774-1834	42.2	149-433	34.4	438-636	.689	1284-41.4	530-8	424	525	135	195	2135	68.9
Opp.	31	702-1836	38.2	128-454	28.2	387-569	.680	1073-34.6	563--	327	487	133	231	1919	61.9
2006-07															
UK	34	888-2091	42.5	155-524	29.6	461-685	67.4	1400-41.2	596-12	455	545	152	227	2392	70.4
Opp.	34	760-2032	37.4	133-438	30.4	463-647	71.6	1243-36.6	616--	328	555	116	230	2116	62.2
2007-08															
UK	33	721-1908	37.8	124-420	29.5	458-714	64.1	1319-40.0	566-3	350	581	141	205	2024	61.3
Opp.	33	756-1970	38.4	143-460	31.1	410-617	66.5	1265-38.8	615--	337	542	115	237	2065	62.6
2008-09															
UK	32	712-1882	.378	141-477	.296	459-649	.707	1313-41.0	525-7	319	566	113	222	2024	63.2
Opp.	32	718-1838	.391	144-457	.315	378-541	.699	1158-36.2	571--	330	541	134	245	1958	61.2
2009-10															
UK	36	922-2216	.416	187-588	.318	631-891	.708	1368-38.0	659-12	442	559	145	418	2662	73.9
Opp.	36	775-1991	.389	138-473	.292	456-666	.685	1345-37.4	743--	361	823	158	234	2144	59.6
2010-11															
UK	34	829-2155	.385	182-597	.305	572-825	.693	1305-38.4	626-12	378	558	115	373	2412	70.9
Opp.	34	761-1834	.415	166-455	.365	429-629	.682	1297-38.1	694	350	817	151	201	2117	62.3
2011-12															
UK	35	925-2302	.402	211-659	.320	528-784	.673	1379-39.4	688-9	439	614	129	422	2589	74.0
Opp.	35	748-1820	.411	105-368	.285	482-715	.674	1281-36.6	676	360	939	134	253	2083	59.5
2012-13															
UK	36	1001-2392	.418	240-731	.328	471-672	.701	1410-39.2	647-10	475	558	181	429	2713	75.4
Opp.	36	757-1907	.397	121-410	.295	448-659	.680	1292-35.9	624	365	853	108	226	2083	57.9

ALL-TIME LETTERWINNERS

-A-
 Adams, Rita 2000-2003
 Alcius, Natassia 2004-2007
 Alexander, Carolyn 1999-2000
 Ali, Bra'shey 2012
 Andrew, Audre 1983

-B-
 Baker, Stephanie 1993-1995
 Baluyut, Arlene 1979
 Barber, Cathy 1980
 Barnes, Jaye 1998-1999
 Barnett, Sarah Beth 2011
 Beickman, Julie 1996
 Bett, Catina 2008-2009
 Bishop, Azia 2012-present
 Bonets, Aisha 2001
 Bowman, Chanté 2005-2008
 Boyd, Patrice 1997-1998
 Boyd, Terry 1978
 Browning, Pam 1978

-C-
 Campbell, Kayla 1991-1994
 Christman, Stephanie 1998-2000
 Chowning, Chelsea 2008
 Cole, Anna 2010
 Collins, Lisa 1981-1984
 Combs, Mitzi 1978
 Conwright, Maegan 2011-present
 Croley, Bebe 1985-1988
 Cushenberry, Kristi 1989-1992
 Custard, Mary 1989

-D-
 Daniel, Mia 1990-1993
 Davis, Tracye 1988-1991
 Denkins, Kim 1995-1998
 Donhoff, Maria 1978-1981
 Dowdell, Tammy 1990
 Drake, Samantha 2011-present
 Dunlap, Victoria 2008-11

-E-
 Eagan 1978
 Eberhart, Tedra 1991-1994
 Edelen, Brittany 2007-2009
 Edelman, Linda 1978-1980
 Edington, Lori 1980-1982
 Elbert, Lynne 1986-1987
 Elliott, Sarah 2005-2008
 Ellis, Lisa 1989-1990
 Ellis, Racquel 2003-2004
 Embry, Robyn 1997
 Evans, Kastine 2011-present
 Everette, Jenerrie 2001-2004

-F-
 Fetter, Denise 1979
 Fogle, Tayna 1979-1982
 Foster-Sutton, Vanessa 1989-1990

Franklin, Amani 2007-2010
 Freeman, Shannon 1987

-G-
 Gamble, LaQwsha 2006
 Garland, Sharon 1980
 Goin, Jennifer 2003-2004
 Goss, Bria 2012-present
 Grassi, Kristen 2003-2004
 Gray, Rebecca 2009-2010
 Gray, Jennifer 1991-1994
 Greenfield, Carmen 1996
 Grigsby, Geri 1978-1980

-H-
 Harding, Sandy 1984-1987
 Harrell, Davitria 1987-1988
 Hawthorne, Dasioka 2001-2002
 Hay, Nikki 1997-1998
 Hedges, Patty Jo 1980-1983
 Helm, SeSe 2001-2004
 Henderson, Brittany 2010-2013
 Higginbotham, Stephanie 1994-1995
 Hobgood, Jamie 1989-1991
 Hoskins, Debbie 1988
 Hudgens, Laurie 1985-1986
 Humphrey, Jennifer 2003-2007
 Hurst 1978

-J-
 Jackson, Erica 1999-2000
 Jackson, Jenn'e 2006-2009
 Jackson, Vonda 1995-1998
 Jansen, Christina 1993-1996
 Johnson, Jennifer 1990
 Jones, Shambrica 2001-2004
 Jordan, Christie 1991-1994

-K-
 Keith, Rae 1999
 Killen, Karen 1991-1992
 Koach, Karri 1992-1995
 Kogoy, Beth 1981

-L-
 Ladson, E'Lisa 2004
 Langelier, Melissa 2000
 Leonard, Pattresa 1990-1992
 Lewis, Lynnette 1981, 1983-1984
 Lokie, Kathy 1981-1982
 Love, Tiundra 1991
 Lukschu, Liz 1978-1981
 Lykins 1978

-M-
 Mack, Debbie 1978-1979
 Mahoney, Samantha 2005-2008
 Manning, Shawn 1996-1997
 Martin, Donna 1981-1984
 Martinez, Natalie 1997-2000
 Mathies, A'dia 2010-2013

McDole, LaTonya 1999-2002
 McIntyre, Stacy 1989-1992
 McKinley, Becky 1993
 Meadows, Laura 1998-2000
 Mendeng, Alvine 2001-2002
 Miller, Debbie 1984-1987
 Miller, Kris 1987-1990
 Miller, Shelly 1985-1986
 Mills, Jocelyn 1990-1993
 Mitchell, Domonique 1996
 Mjoseh, Jeannie 1978
 Morrow, Carly 2008-11
 Mosley, Karen 1983-1986
 Mountain, Ruth 1989

-N-
 Naiser, Terri 1982-1983
 Nichols, Leslie 1983-1986

-O-
 Oden, Debra 1978-1980
 O'Neill, Jennifer 2011-present
 Ormerod, Carly 2006-2009
 Ousley, Beth 1988
 Owens, Shantia 1999-2000

-P-
 Patterson, Niecee 2002
 Payne, Danyelle 2002-2005
 Pennie, Michele 1985-1988
 Perry, Afton 2004, 2006
 Peterson, Latasha 1995
 Pfeiffer, Jenny 2003-2004, 2006-2007
 Phillips, Angela 2004-2005
 Pinkett, Bernisha 2011-present
 Potts, Sara 2002-2005
 Proctor, Cathy 1990-1993

-R-
 Reasor, Rebekah 1991-1992
 Reed, Stacey 1992-1995
 Riley, Crystal 2009-2012
 Roberts, Chrissy 1994-1995
 Roberts, Shaunda 1995-1997
 Roddy, Eleia 2005-2009
 Rose 1983
 Ross, Natasha 1998
 Runge, Jody 1981-1984

-S-
 Salhi, Malinka 1989-1990
 Sarkalahti, Anne 1989-1990
 Schultz, Jenny 2002
 Seaton, Tanesha 1999-2000
 Shrum, Pam 1986-1989
 Sidney, Jelleah 2013-present
 Simpson, Lyssa 1994
 Sizemore, Bonnie 1979
 Smith, Amber 2008-2012
 Snowden, Keyla 2009-2012
 Spence, Lora 1987-1989

Stephens, Diane 1982-1985
 Stevens, Angel 1988-1989
 Stewart, Theresa 1989
 Still, Valerie 1980-1983
 Stoglin, Stephanie 2001-2002
 Stumbo, Stephanie 2003-06
 Swarens, Julie 1993-1995

-T-
 Tarantini, Monique 1985-1988
 Tate, Keiko 2002-2005
 Taylor, Oreonna 2006
 Thompson, Jancee 2013-present
 Tillman, Tory 1996
 Timperman, Janet 1978-1979

-U-
 Upton, Laura 1978

-V-
 Vieth, Katie 1997-2000

-W-
 Wait, Tiffany 1996-2000
 Walker, Samarie 2012-present
 Wardford, Keeoma 1994-1995
 Warren, Melanie 1984-1987
 Watkins, Lydia 2007-2010
 Webb, Marcia 1996
 Whitaker, Jodie 1986-1989
 Wise, Lea 1980-1983

-Y-
 Young, Kenya 1998-1999
 Young, Nikki 2000-2001

Note: Letterwinners begin during the 1977-78 season

MISS BASKETBALL & UK HOOPS

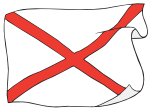
Kentucky has been the home to nine winners of Kentucky's Miss Basketball award. The award, given annually to the top high school basketball player in the state of Kentucky, has been awarded annually since 1976.

Kentucky Miss Basketball Winners at UK

- 1977 Geri Grigsby, McDowell (1978-80)
- 1980 Lisa Collins, Laurel County (1981-84)
- 1986 Kris Miller, Owensboro Catholic (1987-90)
- 1992 Becky Miller, Bullitt East (1993)
- 2005 Carly Ormerod, Sacred Heart (2006-2009)
- 2007 Rebecca Gray, Scott County (2009-2010)
- 2009 A'dia Mathies, Iroquois (2010-13)
- 2010 Sarah Beth Barnette, Lexington Christian Academy (2011)
- 2013 Makayla Epps, Marion County (Present)

WHERE ARE THE CATS FROM?

In 39 years of varsity women's basketball, Kentucky has been represented by Wildcats from 29 states, the District of Columbia and six countries.



Alabama (4)

- Florence*
- Karen Killen
- Birmingham*
- Stephanie Stumbo
- Jackie Sanders
- Gadsden*
- Catina Bett



Arkansas (1)

- Hot Springs*
- Tiffany Wait



California (2)

- Pasadena*
- Brittany Henderson
- Richmond*
- DeNesha Stallworth



Connecticut (1)

- Salem*
- Kastine Evans



D.C. (2)
Washington, D.C.

- Danyelle Payne
- Bernisha Pinkett



Florida (4)

- Clearwater*
- Michele Pennie
- Ft. Walton Beach*
- Afton Perry
- Winter Haven*
- Moe Gamble, Amber Smith



Georgia (7)

- Atlanta*
- E'Lisa Ladson
- Chickamauga*
- Vanessa Foster-Sutton
- Decatur*
- Tedra Eberhart, Amani Franklin
- Hephzibah*
- Niecee Patterson
- Jonesboro*
- Jaye Barnes
- Lookout Mountain*
- Carly Morrow



Illinois (5)

- Altamont*
- Caroline Huelskoetter
- Carmi*
- Jennifer Goin
- Chicago*
- Stephanie Christman
- Janee Thompson
- Linnae Harper
- East St. Louis*
- Rita Adams
- Elmhurst*
- Laurie Hudgens



Indiana (7)

- Austin*
- Jodie Whitaker
- Crown Point*
- Nancy Cowan
- Indianapolis*
- Bria Goss
- North Vernon*
- Jenny Pfeiffer
- Peru*
- Arlene Baluyut
- Portland*
- Shannon Freeman
- Ramsey*
- Julie Swarens-Beickman



Iowa (2)

- Panora*
- Cathy Proctor
- Waukon*
- Jody Runge



Kentucky (70)

- Alvaton*
- Laura Upton
- Ashland*
- Terry Boyd, Nikki Young
- Barbourville*
- Melissa Napier
- Bardstown*
- Samantha Drake
- Bedford*
- Audre Andrew
- Berea*
- Chelsea Chowning
- Bowling Green*
- Selia Helm
- Carlisle*
- Kim Denkins

Corbin

- Lisa Collins
- Covington*
- Lori Edgington, Katie Vieth
- Cynthiana*
- Mary Custard
- East McDowell*
- Geri Grigsby
- Eminence*
- Chrissy Roberts
- Florence*
- Julie Duerring
- Georgetown*
- Stacy McIntyre, Rebecca Gray

Ghent

- Pam Browning
- Hazard*
- Stephanie Baker
- Carolyn Alexander
- Henderson*
- Nikki Hay
- Hopkinsville*
- Lydia Watkins
- Jackson*
- Angel Stevens
- Jamestown*
- Stephanie Higginbotham

Jenkins

- Mitzi Combs
- Lebanon*
- Makayla Epps, Kyvin Goodin-Rogers

Lexington

- Debbie Mack, Tayna Fogle, Lea Wise, Donna Martin, Leslie Nichols, Belitta Croley, Lisa Ellis, Tracye Davis, Marcia Webb, Erica Jackson, Nastasia Alcius, Keyla Snowden, Sarah Beth Barnette

Liberty

- Debbie Miller
- London*
- Bonnie Sizemore, Sharon Garland, Stacey Reed
- Louisville*

- Carly Ormerod, Janet Timperman, Maria Donhoff, Denise Fetter, Patty Jo Hedges, Diane Stephens, Terri Naiser, Lynne Elbert, Christina Jansen, Latasha Peterson, Domonique Mitchell, Adia Mathies

Loyall

- Lynnette Lewis
- Madisonville*
- Jamie Hobgood
- McKee*
- Sarah Elliott
- Manchester*
- Vonda Jackson
- McRoberts*
- Debra Oden
- Mt. Washington*
- Sarah Rowe
- Becky McKinley
- Monticello*
- Pam Shrum
- Owensboro*
- Elisabeth Lukschu, Melanie Warren, Kris Miller

Radcliff

- Jenn'e Jackson
- Richmond*
- Robyn Embry
- Russellville*
- Lora Spencer
- Springfield*
- Brittany Edelen



Louisiana (1)

- Metairie*
- Shawn Manning



Maryland (3)

- Baltimore*
- Pattresa Leonard
- Clarksville*
- Keiko Tate
- Landover*
- Cathy Barber



Michigan (4)

Detroit

Chanté Bowman,
Samantha Mahoney

Lansing

Michelle Smith

Rochester Hills

Sara Potts


New York
Aisha Bonets
Queens
Tanesha Seaton
Queens Village
Jelleah Sidney
Rochester
Oreonna Taylor



New Mexico (1)

Albuquerque

Natalie Martinez



Mississippi (2)

Gulfport

Dasieka Hawthorne

Yazoo City

Shambrica Jones



Nevada (1)

Carson City

Jennifer Gray

New Mexico (1)

Albuquerque

Natalie Martinez



Ohio (14)

Cincinnati

Rae Keith, Racquel Ellis

Clayton

Mary Jane White, Ruth Ann Mountain, Theresa Stewart

Columbus

Jenerrie Everette, Eleia Roddy

Dayton

LaTonya McDole, Alvine Mendeng

Toledo

Karen Mosley, Shaunda Roberts, Azia Bishop

Medina

Shelly Miller

West Carrollton

Samarie Walker



Oklahoma (2)

Oklahoma City

Christe Jordan

Tulsa

Stephanie Stoglin

Lake Oswego
Ali Lomax



Pennsylvania (1)

Havertown

Linda Edelman



South Carolina (1)

Greenville

Kenya Young



Tennessee (14)

Brownsville

Patrice Boyd

Chattanooga

Jennifer Johnson,

Tiundra Love, Carly Morrow

Collinwood

Mia Daniel

Hendersonville

Kristi Cushenberry

Kingsport

Josh Mills

Knoxville

Sade Buley

Memphis

Davitria Harrell, Jennifer

Humphrey, Crystal Riley

Nashville

Victoria Dunlap

Oak Ridge

Tammy Dowdell,

Angela Phillips



Texas (2)

Colleyville

Kristen Grassi

Arlington

Maegan Conwright



Virginia (2)

Chesapeake

Kathy Lokie

Chilhowie

Rebekah Reasor



Washington (1)

Sammamish

Kristin Connolly



West Virginia (4)

Beckley

Natasha Ross

So. Charleston

Beth Kogoy

Huntington

Laura Meadows

Westover

Monique Tarantini



Wisconsin (1)

Mondovi

Anna Cole

The 2013-14 team is comprised of players from seven different states and the District of Columbia, including California, Connecticut, Illinois, Indiana, Kentucky, Ohio and New York.

INTERNATIONAL CATS



Bahamas

Nassau

Kayla Campbell



Belgium

Mons

Malinka Salhi



Canada

Brantford, Ontario

Karri Koach

Montreal, Quebec

Melissa Langelier



Finland

Helsinki

Anne Sarkalahti



Germany

Zweibruecken

Jeannine Mjoseith



United Kingdom

Stafford

Sally Loughton



New York (5)

Auburn

Sandy Harding

Bronx

Jennifer O'Neill



Oregon (2)

Beverton

Keeoma Wardford

CATS BY THE NUMBERS



0
O'Neill, Jennifer



00
Ormerod, Carly



1
Mathies, Adia
Roddy, Eleia



2
Chowning, Chelsea
Sanders, Jackie



3
Grigsby, Geri
Potts, Sara
Riley, Crystal
Rowe, Sarah
Sizemore, Bonnie
Spencer, Lora
Taylor, Oreonna
Thompson, Janee



4
Adams, Rita
Elliott, Sarah
Martinez, Natalie
Reed, Stacey
Snowden, Keyla
Stephens, Diane



5
Alexander, Carolyn
Grigsby, Geri
Harding, Sandy
Hoskins, Debbie
Johnson, Jennifer
Morrow, Carly
Kyvin Goodin-Rogers
Schultz, Jenny
Stewart, Theresa



10
Alcius, Natassia
Collins, Lisa
Cowan, Nancy
Edelman, Linda
Lomax, Ali
McIntyre, Stacy
Mendeng, Alvine
Pinkett, Bernisha



11
Barnette, Sarah Beth
Everette, Jenerrie
Koach, Karri
Mahoney, Samantha
Nichols, Leslie
Malinka, Salhi
Stallworth, DeNesha
Timperman, Janet
Wait, Tiffany



12
Cushenberry, Kristi
Payne, Danyelle
Sidney, Jelleah
Simpson, Lyssa
Still, Valerie
Watkins, Lydia



13
Boyd, Terry
Connolly, Kristin
Ellis, Lisa
Fetter, Denisse
Galloway, Cathy
Goss, Bria
Hedges, Patty Jo



14
Embry, Robyn
Hobgood, Jamie
Phillips, Angela
Sarkalahti, Anne
Tarantini, Monique
Wise, Lea



15
Edelen, Brittany
Ellis, Racquel
Linnae Harper
Mack, Debbie
Mitchell, Domonique
Whitaker, Jodie
Young, Nikki



20
Browning, Pam
Bowman, Chanté
Conwright, Maegan
Grassi, Kristen
Miller, Shelly



21
Davis, Tracye
Donhoff, Maria
Jackson, Jenn'e
Lewis, Karen
McDole, LaTonya
Payne, Danyelle
Postell, Porsha



22
Adams, Rita
Andrew, Audre
Barber, Cathy
Lokie, Kathy
Pennie, Michele
Stumbo, Stephanie
Wardford, Keeoma



23
Combs, Mitzi
Custard, Mary
Galloway, Terri
Gamble, LaQweshia
Gray, Rebecca
Hawthorne, Dasieka
Hay, Nikki
Keith, Rae
Langelier, Melissa
Leonard, Pattresa
Stumbo, Stephanie
Walker, Samarie



24
Elbert, Lynne
Foster-Sutton, Vanessa
Jackson, Erica
Love, Tiundra
Martin, Donna
Smith, Amber



25
Ali, Bra'Shey
Barry, Ceal
Makayla Epps
Frankin, Amani
Goins, Jennifer
Roberts, Chrissy
Runge, Jody
Tillman, Tory
Vieth, Katie



30
Barnes, Jaye
Cole, Anna
Combs, Mitzi
Daniel, Mia
Jones, Shambri
Warren, Melaine



31
Drake, Samantha
Eberhart, Tedra



32
Bett, Catina
Edgington, Lori
Evans, Kastine
Humphrey, Jennifer
Miller, Kris
Reasor, Rebekah
Roberts, Shaunda
Ross, Natasha



33
Baluyut, Arlene
Campbell, Kayla
Christman, Stephanie
Deters, Ann
Greenfield, Carmen
Kidd, Lisa
Miller, Debbie
Naiser, Terri
Ousley, Beth
Patterson, Niecee
Pfeiffer, Jenny



34
Baker, Stephanie
Dunlap, Victoria
Killen, Karen
Owens, Shantia
Perry, Afton
Shrum, Pam



35
Bonets, Aisha
Boyd, Patrice
Grigsby, Geri
McKinley, Becky
Peterson, Latasha



40
Harrell, Davitria
Henderson, Brittany
Jansen, Christina
Lewis, Lynnette
Tate, Keiko
Young, Kenya



41
Ladson, E'Lisa
Runge, Jody
Webb, Marcia



42
Hudgens, Laurie
Mills, Jocelyn
Seaton, Tanesha



43
Jordan, Christie
Kogoy, Beth
Mjoseth, Jeannie



44
Beickman, Julie
Freeman, Shannon
Meadows, Laura
Mosley, Karen
Swarens, Julie



45
Manning, Shawn
Stoglin, Stephanie
Upton, Laura



50
Bishop, Azia
Croley, Bebe
Garland, Sharon
Higginbotham, Stephanie



51
Baker, Stephanie
Jackson, Vonda
Oden, Debra



52
Denkins, Kim
Dowdell, Tammy
Gray, Jennifer



53
Helm, SeSe
Lukschu, Liz
Manning, Shawn



55
Fogle, Tanya
Proctor, Cathy
Stevens, Angel

YEAR-BY-YEAR STARTERS

1977-78

F—Debra Oden (10.9 ppg, 10.6 rpg), So.
 F—Janet Timperman (8.4 ppg, 4.3 rpg), Jr.
 G—Linda Edelman (9.0 ppg, 3.3 rpg), So.
 G—Geri Grigsby (7.8 ppg, 1.4 rpg), Fr.
 G—Debbie Mack (6.8 ppg, 0.9 rpg), Jr.

1978-79

F—Debra Oden (8.9 ppg, 7.8 rpg), Jr.
 F—Janet Timperman (8.8 ppg, 4.7 rpg), Sr.
 C—Elisabeth Lukschu (14.8 ppg, 7.1 rpg), So.
 G—Linda Edelman (7.5 ppg, 4.3 rpg), Jr.
 G—Geri Grigsby (7.4 ppg, 1.9 rpg), So.

1979-80

F—Valerie Still (22.1 ppg, 13.9 rpg), Fr.
 F—Maria Donhoff (7.7 ppg, 5.2 rpg), Jr.
 C—Elisabeth Lukschu (15.2 ppg, 6.9 rpg), Jr.
 G—Patty Jo Hedges (7.4 ppg, 2.2 rpg), Fr.
 G—Lea Wise (8.2 ppg, 2.2 rpg), Fr.

1980-81

F—Maria Donhoff (8.2 ppg, 5.5 rpg), Sr.
 F—Valerie Still (20.9 ppg, 10.9 rpg), So.
 C—Elisabeth Lukschu (14.7 ppg, 6.6 rpg), Sr.
 G—Patty Jo Hedges (8.1 ppg, 3.5 rpg), So.
 G—Lea Wise (7.4 ppg, 2.0 rpg), So.

1981-82

F—Tanya Fogle (10.9 ppg, 5.6 rpg), Sr.
 F—Valerie Still (24.8 ppg, 14.3 rpg), Jr.
 G—Lisa Collins (7.7 ppg, 4.2 rpg), So.
 G—Patty Jo Hedges (10.1 ppg, 4.2 rpg), Jr.
 G—Lea Wise (11.6 ppg, 2.5 rpg), Jr.

1982-83

F—Leslie Nichols (11.4 ppg, 7.0 rpg), Fr.
 F—Valerie Still (25.0 ppg, 12.0 rpg), Jr.
 G—Lisa Collins (7.3 ppg, 3.7 rpg), So.
 G—Patty Jo Hedges (12.6 ppg, 4.7 rpg), Sr.
 G—Lea Wise (12.1 ppg, 2.3 rpg), Sr.

1983-84

F—Lisa Collins (12.3 ppg, 3.7 rpg), Sr.
 F—Leslie Nichols (18.4 ppg, 8.0 rpg), So.
 C—Jody Runge (9.0 ppg, 3.7 rpg), Sr.
 G—Sandy Harding (6.4 ppg, 2.5 rpg), Fr.
 G—Diane Stephens (12.7 ppg, 2.9 rpg), Jr.

1984-85

F—Karen Mosley (12.9 ppg, 6.9 rpg), Jr.
 F—Leslie Nichols (18.4 ppg, 9.1 rpg), Jr.
 C—Debbie Miller (7.1 ppg, 5.4 rpg), So.
 G—Diane Stephens (12.6 ppg, 3.7 rpg), Sr.
 G—Sandy Harding (8.4 ppg, 2.1 rpg), So.

1985-86

F—Karen Mosley (12.0 ppg, 6.4 rpg), Sr.
 F—Leslie Nichols (16.7 ppg, 7.4 rpg), Sr.
 C—Debbie Miller (12.4 ppg, 5.8 rpg), So.
 G—Belitta Croley (12.1 ppg, 5.4 rpg), So.
 G—Sandy Harding (9.5 ppg, 2.2 rpg), Jr.

1986-87

F—Pam Shrum (3.4 ppg, 2.8 rpg), So.
 C—Debbie Miller (14.4 ppg, 8.0 rpg), Sr.
 G—Belitta Croley (17.7 ppg, 7.1 rpg), Jr.
 G—Sandy Harding (12.5 ppg, 3.5 rpg), Sr.
 G—Jodie Whitaker (12.1 ppg, 3.7 rpg), So.

1987-88

F—Pam Shrum (13.7 ppg, 7.1 rpg), Jr.
 F—Lora Spencer (6.2 ppg, 4.5 rpg), So.
 G—Belitta Croley (17.5 ppg, 8.3 rpg), Sr.
 G—Monique Tarantini (7.6 ppg, 3.6 rpg), Sr.
 G—Jodie Whitaker (15.7 ppg, 4.6 rpg), So.

1988-89

F—Kristi Cushenberry (12.9 ppg, 3.9 rpg), Fr.
 F—Pam Shrum (8.5 ppg, 4.0 rpg), So.
 C—Vanessa Foster-Sutton (8.5 ppg, 6.1 rpg), Jr.
 G—Ruth Mountain (9.6 ppg, 4.2 rpg), Jr.
 G—Jodie Whitaker (12.8 ppg, 3.8 rpg), Sr.

1989-90

F—Vanessa Foster-Sutton (12.5 ppg, 7.6 rpg), Sr.
 F—Stacy McIntyre (7.6 ppg, 4.7 rpg), So.
 C—Lisa Ellis (11.4 ppg, 7.0 rpg), Sr.
 G—Kristi Cushenberry (11.5 ppg, 2.6 rpg), So.
 G—Malinka Salhi (6.1 ppg, 1.8 rpg), Sr.

1990-91

F—Patressa Leonard (8.3 ppg, 5.5 rpg), So.
 F—Stacy McIntyre (15.0 ppg, 5.1 rpg), Jr.
 C—Jocelyn Mills (12.9 ppg, 8.9 rpg), So.
 G—Kristi Cushenberry (11.0 ppg, 3.0 rpg), Jr.
 G—Tracye Davis (9.9 ppg, 3.4 rpg), Sr.

1991-92

F—Patressa Leonard (7.8 ppg, 6.0 rpg), Jr.
 F—Stacy McIntyre (16.1 ppg, 4.9 rpg), Sr.
 C—Jennifer Gray (4.6 ppg, 3.2 rpg), So.
 G—Kristi Cushenberry (10.7 ppg, 3.0 rpg), Sr.
 G—Stacey Reed (8.9 ppg, 2.9 rpg), Fr.

1992-93

F—Mia Daniel (10.7 ppg, 6.5 rpg), Sr.
 F—Jocelyn Mills (15.4 ppg, 7.5 rpg), Sr.
 C—Jennifer Gray (7.8 ppg, 4.4 rpg), Jr.
 G—Tedra Eberhart (10.0 ppg, 5.6 rpg), Jr.
 G—Stacey Reed (11.4 ppg, 4.0 rpg), So.

1993-94

F—Christie Jordan (7.3 ppg, 4.5 rpg), Sr.
 C—Karri Koach (6.2 ppg, 4.8 rpg), Jr.
 G—Tedra Eberhart (16.4 ppg, 6.4 rpg), Sr.
 G—Christina Jansen (7.6 ppg, 2.4 rpg), So.
 G—Stacey Reed (18.2 ppg, 6.8 rpg), Jr.

1994-95

F—Stephanie Baker (1.7 ppg, 2.2 rpg), Sr.
 C—Karri Koach (12.4 ppg, 5.9 rpg), Sr.
 G—Christina Jansen (6.8 ppg, 3.1 rpg), Jr.
 G—Stacey Reed (13.8 ppg, 6.8 rpg), Sr.
 G—Chrissy Roberts (7.9 ppg, 3.0 rpg), So.

1995-96

F—Shawn Manning (6.3 ppg, 4.0 rpg), Fr.
 F—Shaunda Roberts (17.8 ppg, 7.1 rpg), So.
 C—Kim Denkins (15.4 ppg, 9.0 rpg), So.
 G—Julie Beickman (5.6 ppg, 2.3 rpg), Sr.
 G—Christina Jansen (4.3 ppg, 3.5 rpg), Sr.

1996-97

F—Kim Denkins (9.9 ppg, 7.7 rpg), Jr.
 C—Katie Vieth (7.4 ppg, 3.6 rpg), Fr.
 G—Nikki Hay (8.3 ppg, 5.0 rpg), Jr.
 G—Natalie Martinez (6.3 ppg, 2.2 rpg), Fr.
 G—Tiffany Wait (12.4 ppg, 4.0 rpg), Fr.

1997-98

F—Jaye Barnes (14.7 ppg, 5.7 rpg), Jr.
 F—Natalie Martinez (3.9 ppg, 2.1 rpg), So.
 C—Kim Denkins (8.8 ppg, 6.6 rpg), Sr.
 G—Laura Meadows (11.1 ppg, 5.8 rpg), Fr.
 G—Tiffany Wait (11.6 ppg, 2.9 rpg), Fr.

1998-99

F—LaTonya McDole (8.3 ppg, 5.5 rpg), Fr.
 C—Shantia Owens (8.3 ppg, 6.4 rpg), Jr.
 G—Erica Jackson (11.5 ppg, 3.0 rpg), Jr.
 G—Laura Meadows (12.2 ppg, 6.1 rpg), So.
 G—Tiffany Wait (13.7 ppg, 3.2 rpg), Jr.

1999-00

F—LaTonya McDole (11.6 ppg, 6.0 rpg), So.
 C—Shantia Owens (9.2 ppg, 7.6 rpg), Sr.
 G—Erica Jackson (10.7 ppg, 3.1 rpg), Sr.
 G—Laura Meadows (11.1 ppg, 6.5 rpg), Jr.
 G—Tiffany Wait (9.6 ppg, 2.5 rpg), Sr.

2000-01

F—LaTonya McDole (12.8 ppg, 7.1 rpg), Jr.
 F—Alvine Mendeng (6.4 ppg, 4.7 rpg), Fr.
 C—SeSe Helm (12.3 ppg, 4.7 rpg), Fr.
 G—Rita Adams (9.1 ppg, 3.7 rpg), So.
 G—Dasieka Hawthorne (5.9 ppg, 2.2 rpg), Fr.

2001-02

F—Shambrica Jones (6.0 ppg, 3.9 rpg), So.
 F—LaTonya McDole (8.1 ppg, 5.8 rpg), Sr.
 C—SeSe Helm (17.0 ppg, 6.7 rpg), So.
 G—Rita Adams (11.0 ppg, 4.6 rpg), Jr.
 G—Sara Potts (8.5 ppg, 2.3 rpg), Fr.

2002-03

F—Jennifer Humphrey (7.2 ppg, 5.5 rpg), Fr.
 C—SeSe Helm (11.4 ppg, 6.5 rpg), Jr.
 G—Rita Adams (13.6 ppg, 3.9 rpg), Sr.
 G—Jenny Pfeiffer (10.3 ppg, 2.3 rpg), Fr.
 G—Sara Potts (12.1 ppg, 3.9 rpg), So.

2003-04

F—Shambrica Jones (7.0 ppg, 5.9 rpg), Sr.
 C—SeSe Helm (14.0 ppg, 6.8 rpg), Sr.
 G—Jenny Pfeiffer (11.8 ppg, 1.5 rpg), So.
 G—Angela Phillips (6.0 ppg, 2.3 rpg), Fr.
 G—Sara Potts (16.8 ppg, 6.5 rpg), Jr.

2004-05

F—Sara Potts (15.6 ppg, 5.3 rpg), Sr.
 F—Chanté Bowman (4.9 ppg, 3.9 rpg), Fr.
 C—Jennifer Humphrey (6.9 ppg, 6.0 rpg), Jr.
 G—Angela Phillips (4.6 ppg, 1.7 rpg), So.
 G—Sam Mahoney (10.6 ppg, 3.2 rpg), Fr.

2005-06

F—Jennifer Humphrey (6.1 ppg, 8.5 rpg), Sr.
 F—Chanté Bowman (2.7 ppg, 2.5 rpg), So.
 C—Sarah Elliott (11.2 ppg, 5.9 rpg), So.
 G—Carly Ormerod (9.6 ppg, 3.0 rpg), Fr.
 G—Sam Mahoney (11.9 ppg, 2.6 rpg), So.

2006-07

F—Jennifer Humphrey (8.6 ppg, 10.3 rpg), Sr.
 F—Chanté Bowman (3.5 ppg, 2.2 rpg), Jr.
 C—Sarah Elliott (13.5 ppg, 7.0 rpg), Jr.
 G—Carly Ormerod (9.8 ppg, 3.7 rpg), So.
 G—Sam Mahoney (12.4 ppg, 3.6 rpg), Jr.

2007-08

F—Victoria Dunlap (7.3 ppg, 6.9 rpg), Fr.
 F—Amani Franklin (6.5 ppg, 3.7 rpg), So.
 C—Sarah Elliott (10.3 ppg, 5.9 rpg), Sr.
 G—Amber Smith (6.7 ppg, 3.4 rpg), Fr.
 G—Sam Mahoney (13.6 ppg, 3.0 rpg), Sr.

2008-09

F—Victoria Dunlap (12.8 ppg, 9.1 rpg), So.
 F—Amani Franklin (11.3 ppg, 4.9 rpg), Jr.
 C—Eleia Roddy (12.1 ppg, 8.2 rpg), Sr.
 G—Amber Smith (7.8 ppg, 2.2 rpg), So.
 G—Carly Ormerod (5.8 ppg, 3.5 rpg), Sr.

2009-10

F—Victoria Dunlap (12.8 ppg, 9.1 rpg), So.
 F—Amani Franklin (7.3 ppg, 6.3 rpg), Sr.
 G—Carly Morrow (5.3, 1.0 rpg), Jr.
 G—Amber Smith (9.2 ppg, 2.8 rpg), Jr.
 G—A'dia Mathies (13.6 ppg, 4.8 rpg), Fr.

2010-11

F—Victoria Dunlap (17.0 ppg, 8.7 rpg), Sr.
 C—Brittany Hendreson (5.1 ppg, 5.5 rpg), So.
 G—A'dia Mathies (12.8 ppg, 4.7 rpg), So.
 G—Keyla Snowden (9.6 ppg, 1.2 rpg), Jr.
 G—Bernisha Pinkett (7.0 ppg, 2.8 rpg), Fr.

2011-12

G—A'dia Mathies (15.0 ppg, 5.1 rpg), Jr.
 G—Bria Goss (11.0 ppg, 4.0 rpg), Fr.
 F—Brittany Henderson (4.7 ppg, 3.3 rpg), Jr.
 G—Kastine Evans (7.0 ppg, 3.9 rpg), So.
 G—Amber Smith (4.4 ppg, 2.7 rpg), Sr.

2012-13

G—A'dia Mathies (16.1 ppg, 4.5 rpg), Sr.
 F—DeNesha Stallworth (12.5 ppg, 6.0 rpg), Jr.
 F—Samarie Walker (8.7 ppg, 8.1 rpg), Jr.
 G—Jennifer O'Neill (10.9 ppg, 2.3 rpg), RSo.
 G—Bria Goss (8.8 ppg, 2.9 rpg), So.

Note: Starters are listed by most games started

ALL-TIME KENTUCKY COACHES



SUE FEAMSTER • 1971-76

RECORD AT UK: 64-39 (62.1%)

Sue Feamster became UK's first head women's basketball coach of the modern era when the program regained its varsity status in 1974. Women's basketball had been a varsity sport at UK from 1903 until 1925, when the University senate passed a bill abolishing the sport for being "too strenuous" for females. Feamster began coaching the UK women in 1971-72, when the squad earned a 10-3 record, and remained head coach as the squad rolled up a 26-15 record over the next two seasons. After women's basketball became a varsity sport, Feamster helped the program to a fast start, passing along to incoming coach Debbie Yow a squad that included All-American Pam Browning, who still holds several spots in the UK record book, and standout Ceal Barry.



DEBBIE YOW • 1976-80

RECORD AT UK: 79-40 (66.4%)

In the last year of her four seasons at Kentucky, Debbie Yow's Wildcats stormed to a 24-5 record and earned the school's first trip to the national playoffs — then the Association of Intercollegiate Women's Athletics Tournament. It was clear then that both Yow and the UK women's program were primed for success. And just as the Cats continued to earn postseason berths, Yow's career remained on the fast track as well. Yow enjoyed a successful coaching stint at Florida and subsequent athletics administration positions at Florida and UNC-Greensboro. She then became Athletics Director at St. Louis, and since 1994, has been AD at Maryland. She served as president of the National Association of Collegiate Athletics Directors.



TERRY HALL • 1980-87

RECORD AT UK: 138-66 (67.6%)

Terry Hall holds the laudable distinction of being the winningest coach in UK women's basketball history as well as owning the best winning percentage of any coach to guide the program. Hall coached the Cats to seven straight winning seasons, starting with a 25-6 record and a trip to the second round of the AIAW national tournament before falling by one point to Maryland to end the 1980-81 season. The NCAA welcomed women's basketball into its ranks the following year, and that historical season ended with the Cats falling to eventual national champion Louisiana Tech in the Midwest Regional finals on the Lady Techsters' home floor. After the Cats failed to make the NCAA tournament in 1986-87, Hall left coaching for the business sector. But three years later, she accepted the head coaching job at Wright State University, where she coached for seven years before succumbing to cancer in 1997.



SHARON FANNING • 1987-95

RECORD AT UK: 134-97 (58%)

Sharon Fanning guided the Cats through eight seasons and despite a dubious beginning that saw her squad record back-to-back losing seasons, she never suffered another losing season. In just her third year, Fanning coached the Wildcats to an impressive 23-8 record while also edging them into the top 25. UK won three tournament titles in 1989-90, including an 85-76 come-from-behind victory over Toledo in the NWIT Championship. The following season, the Wildcats advanced to the NCAA Tournament, UK's first appearance in the Big Dance in five years. Prior to her stint at UK, Fanning was a graduate assistant at Tennessee and a head coach at UT-Chattanooga. Since leaving UK, she was the head coach at Mississippi State University before retiring following the 2011-12 season.



BERNADETTE MATTOX • 1995-2003

RECORD AT UK: 91-135 (40.2%)

Bernadette Mattox spent eight seasons at the helm of the Wildcats basketball program. She began her coaching career at her alma mater, Georgia, but became a household name in Kentucky and across the nation when she was hired by former Wildcats coach Rick Pitino as the first female Division I assistant "bench" coach for a men's team in 1990. She was promoted to assistant athletics director at Kentucky for one year before taking over the UK women's program in 1995. Her most notable season came in 1998-99, when she led the Cats to their first 20-plus win season and first appearance in the NCAA Tournament in nearly a decade. The Cats won their first NCAA Tournament game in 17 years, finished with a 21-11 overall record and captured seven wins in the SEC, the most conference wins in school history at the time.

After leaving UK in 2003, Mattox served 10 seasons as an assistant coach for the WNBA's Connecticut Sun.



MICKIE DEMOSS • 2003-07

RECORD AT UK: 71-56 (55.9%)

Mickie DeMoss will best be remembered as the architect who took over a struggling program in 2003 and in just a short amount of time rebuilt UK women's basketball back into a national contender. During her tenure the Wildcats participated in postseason play three consecutive seasons (one NCAA Tournament and two WNIT) and captured back-to-back 20-win seasons (2005-06 and 2006-07) for the first time since the 1989-90 and 1990-91 teams accomplished the feat. DeMoss was named the 2006 SEC Coach of the Year, a UK Hoops first, after guiding the Wildcats to the NCAA Tournament for the first time in seven seasons. The Cats posted a 22-9 overall record in 2005-06, including a school-record nine conference wins and Kentucky made national headlines when it defeated No. 1 Tennessee in Rupp Arena. It was UK's first win over a top-ranked team in school history. DeMoss also drastically increased fan attendance, as UK ranked in the top three of the SEC and top 20 in the national average attendance poll all four of her seasons. UK went from averaging 1,694 fans prior to her arrival in 2003 to breaking the school record with 5,863 fans per game in her final season.

Prior to UK, DeMoss spent 18 seasons at Tennessee, helping the Lady Vols garner six national championship titles and 13 Final Four appearances. She also was the head coach four seasons at Florida (1979-83). In eight seasons as a head coach, DeMoss has a career record of 116-124, including a 26-65 mark in the SEC. Since leaving UK, DeMoss has served as an assistant coach at Texas and Tennessee and is currently an assistant coach for the WNBA's Indiana Fever.

ALL-TIME COACHES

Year	Overall	SEC	Finish	Post-Season	Head Coach
1974-75	16-9	-	-	None	Sue Feamster
1975-76	13-12	-	-	None	Sue Feamster
1976-77	19-7	-	-	None	Debbie Yow
1977-78	23-12	-	-	AIAW, NWIT 3rd Rd	Debbie Yow
1978-79	13-16	-	-	None	Debbie Yow
1979-80	24-5	-	-	AIAW	Debbie Yow
1980-81	25-6	-	-	AIAW	Terry Hall
1981-82	24-8	-	-	NCAA Regionals	Terry Hall
1982-83	23-5	6-2	East 2nd	NCAA 1st Round	Terry Hall
1983-84	15-13	2-6	East 3rd	None	Terry Hall
1984-85	16-12	3-5	East 4th	None	Terry Hall
1985-86	18-11	4-5	6th	NCAA 1st Rd	Terry Hall
1986-87	17-11	3-6	7th	None	Terry Hall
1987-88	14-15	0-9	10th	None	Sharon Fanning
1988-89	12-16	3-6	8th	None	Sharon Fanning
1989-90	23-8	3-6	8th	NWIT Champions	Sharon Fanning
1990-91	20-9	4-5	5th	NCAA 1st Rd	Sharon Fanning
1991-92	16-14	5-6	6th	None	Sharon Fanning
1992-93	18-10	5-6	6th	None	Sharon Fanning
1993-94	17-11	5-6	7th	None	Sharon Fanning
1994-95	14-14	4-7	9th	None	Sharon Fanning
1995-96	8-19	2-9	12th	None	Bernadette Mattox
1996-97	8-19	2-10	10th	None	Bernadette Mattox
1997-98	13-15	5-9	8th	None	Bernadette Mattox
1998-99	21-11	7-7	7th	NCAA 2nd Rd	Bernadette Mattox
1999-00	15-14	5-9	9th	None	Bernadette Mattox
2000-01	6-21	2-12	12th	None	Bernadette Mattox
2001-02	9-20	1-13	12th	None	Bernadette Mattox
2002-03	11-16	4-10	9th	None	Bernadette Mattox
2003-04	11-17	3-11	11th	None	Mickie DeMoss
2004-05	18-16	4-10	10th	WNIT Final Four	Mickie DeMoss
2005-06	22-9	9-5	4th	NCAA 2nd Rd	Mickie DeMoss
2006-07	20-14	6-8	7th	WNIT 3rd Rd	Mickie DeMoss
2007-08	17-16	8-6	4th	WNIT Quarterfinals	Matthew Mitchell
2008-09	16-16	5-9	10th	WNIT 2nd Rd	Matthew Mitchell
2009-10	28-8	11-5	2nd	NCAA Elite Eight	Matthew Mitchell
2010-11	25-9	11-5	2nd	NCAA 2nd Rd	Matthew Mitchell
2011-12	28-7	13-3	1st	NCAA Elite Eight	Matthew Mitchell
2012-13	30-6	13-3	2nd	NCAA Elite Eight	Matthew Mitchell

ALL-TIME KENTUCKY ASSISTANTS

Assistant Coaches Directory

Name	Years
Andy Barnes	1987-89
Diane Beauchamp *	1977-78 (J.V.)
	1978-80
Dorothy Jean Berry	1981-83
Robin Board	1983-85 (G.A.)
Karen Booker	1989-91
Assoc. Head Coach	1994-95
Lisa Bressman	1989-91
Dawn Bryant	1994-95
Meghan Burke	1998-01
Niya Butts	2003-08
Ken Byrd	1995-97
Trey Clark	2001-03
Kerry Cremeans	1994-96 (G.A.)
Jane Dalton	1988-90 (G.A.)
Brandi Dunigan	1991-92 (S.A.)
Kyra Elzy	2008-2012
Myra Fishback	1991-92
Rick Griffith	1997-02
Scott Groninger	2002-03
Ilene Hauser	1990-94
Cindy Noble-Hauserman	1985-89
Jeff House	2013-present
Matt Insell	2008-2013
Mike Kindred	1983-85
Jennifer Knoll	1992-94 (G.A.)
Mollie McClure	1996-98
Jerry McLaughlin	1989-94
Matthew Mitchell	2003-05
Donna Murphy	1985-87
Leslie Nichols	1996-2003
Lynn Norenberg	1981-83 (G.A.)
Wendy Palmer	2007-09
Carolyn Peck	1995-96
Shalon Pillow	2009-Present
Vonn Read	2005-08
Crystal Riley	2012-13 (S.A.)
Danielle Santos	2012-Present
Pam Stackhouse	2003-07

G.A.—Graduate Assistant
S.A.—Student Assistant

Year-by-Year Assistant Coaches

* First full-time women's assistant coach
Note—Full-time assistants unless otherwise noted

Yow Era	
1977-78	Diane Beauchamp
1978-79	Diane Beauchamp
1979-80	Diane Beauchamp
Hall Era	
1980-81	Dorothy Jean (Dottie) Berry
1981-82	Dorothy Jean (Dottie) Berry, Lynn Norenberg
1982-83	Dorothy Jean (Dottie) Berry, Lynn Norenberg
1983-84	Mike Kindred, Robin Board
1984-85	Mike Kindred, Robin Board
1985-86	Cindy Noble-Hauserman,

1986-87	Donna Murphy Cindy Noble-Hauserman, Donna Murphy
Fanning Era	
1987-88	Andy Barnes, Cindy Noble-Hauserman
1988-89	Andy Barnes, Cindy Noble-Hauserman, Jane Dalton
1989-90	Jerry McLaughlin, Karen Booker, Jane Dalton, Lisa Bressman
1990-91	Jerry McLaughlin, Karen Booker, Ilene Hauser, Lisa Bressman
1991-92	Jerry McLaughlin, Myra Fishback, Ilene Hauser, Brandi Dunigan
1992-93	Jerry McLaughlin, Ilene Hauser, Jennifer Knoll
1993-94	Jerry McLaughlin, Ilene Hauser, Jennifer Knoll
1994-95	Karen Booker, Dawn Bryant, Kerry Cremeans
Mattox Era	
1995-96	Ken Byrd, Carolyn Peck, Kerry Cremeans
1996-97	Ken Byrd, Leslie Nichols, Mollie McClure
1997-98	Rick Griffith, Leslie Nichols, Mollie McClure
1998-99	Rick Griffith, Leslie Nichols, Meghan Burke
1999-2000	Rick Griffith, Leslie Nichols, Meghan Burke
2000-01	Leslie Nichols, Rick Griffith, Meghan Burke
2001-02	Leslie Nichols, Rick Griffith, Trey Clark
2002-03	Leslie Nichols, Scott Groninger, Trey Clark
DeMoss Era	
2003-04	Matthew Mitchell, Niya Butts, Pam Stackhouse
2004-05	Matthew Mitchell, Niya Butts, Pam Stackhouse
2005-06	Niya Butts, Vonn Read, Pam Stackhouse
2006-07	Niya Butts, Vonn Read, Pam Stackhouse
Mitchell Era	
2007-08	Niya Butts, Wendy Palmer, Vonn Read
2008-09	Kyra Elzy, Matt Insell, Wendy Palmer
2009-10	Kyra, Elzy, Matt Insell, Shalon Pillow
2010-11	Kyra, Elzy (Assoc. Head Coach), Matt Insell, Shalon Pillow
2011-12	Kyra, Elzy (Assoc. Head Coach), Matt Insell, Shalon Pillow
2012-13	Matt Insell, Shalon Pillow, Danielle Santos
2013-14	Jeff House, Shalon Pillow, Danielle Santos

COACHING SPOTLIGHT

NIYA BUTTS



Niya Butts served as an assistant coach at Kentucky for five years and is now the head coach of the Arizona women's basketball program.

JENERRIE EVERETTE



Former Wildcat Jenerrie Everette (2001-04) is in her fifth season as an assistant coach at Navy after spending three seasons at Wright State.

WENDY PALMER



Wendy Palmer was an assistant coach for two seasons under Matthew Mitchell and now is the head coach at University of North Carolina at Greensboro.

CAROLYN PECK



Carolyn Peck served as an assistant under Bernadette Mattox and is now a college and professional basketball analyst for ESPN.

JENNY PFEIFFER



Former Wildcat Jenny Pfeiffer (2003-04, 2006-07) is the head women's basketball coach at Coker College, a Division II university in Hartsville, S.C.

ALL-TIME TEAMS



1974-75

Back Row (L-R): Janie Begley, Sally Bussell, Pam Browning, Karen Kidd, Liz March, Carol Mindell, Brenda Wheeler, Linda Finamore, Manager. **Front Row (L-R):** Coach Sue Feamster, Wendy Martin, Ceal Barry, Ann French Thomas, Laura Schwager, Susie Sweitzer, Pam Sullivan, Cynthia Douglas, Manager.



1975-76

Back Row (L-R): Coach Sue Feamster, Lisa Kidd, Brenda Wheeler, Cathy Galloway, Janet Timperman, Liz March, Terri Galloway, Ceal Barry, Teri Boyd, Debbie Mack, Manager Angie Williams. **Front Row (L-R):** Noreen White, Pam Browning, Karen Lewis, Melinda Warren, Kassie Kessinger, Sally Bussell.



1976-77

Back Row (L-R): Coach Debbie Yow, Debbie Oden, Karen Lewis, Laura Upton, Ann Deters, Janet Timperman, Pam Browning, Linda Edelman, Sharon Shipley (scorekeeper), Angie Williams (Statistician). **Front Row:** Mitzi Combs, Cathy Galloway, Teri Boyd, Ceal Barry, Debbie Mack.



1977-78

Back Row (L-R): Coach Debbie Yow, Maria Donhoff, Pam Browning, Laura Upton, Liz Lukschu, Jeannine Mjoseth, Janet Timperman, Assistant Coach Diane Beauchamp. **Front Row (L-R):** Manager Margaret LaFontaine, Debra Oden, Linda Edelman, Geri Grigsby, Debbie Mack, Terry Boyd, Mitzi Combs, Trainer Mimi Porter.



1978-79

Back Row (L-R): Coach Debbie Yow, Trainer Mimi Porter, Tanya Fogle, Liz Lukschu, Maria Donhoff, Debra Oden, Manager Margaret LaFontaine, Assistant Coach Diane Beauchamp. **Front Row (L-R):** Caroline Huelskoetter, Arlene Baluyut, Linda Edelman, Debbie Mack, Janet Timperman, Geri Grigsby, Denise Fetter, Bonnie Sizemore.



1979-80

Back Row (L-R): Trainer Mimi Porter, Coach Debbie Yow, Debra Oden, Sharon Garland, Maria Donhoff, Liz Lukschu, Valerie Still, Linda Edelman, Tanya Fogle, Manager Margaret LaFontaine, Assistant Coach Diane Beauchamp. **Front Row (L-R):** Van Harden, Cathy Barber, Geri Grigsby, Patty Jo Hedges, Lea Wise, Lori Edgington.



1980-81

Back Row (L-R): Trainer Mimi Porter, Coach Terry Hall, Kathy Lokie, Maria Donhoff, Jody Runge, Liz Lukschu, Valerie Still, Tanya Fogle, Assistant Coach Dottie Berry, Graduate Assistant Margaret LaFontaine. **Front Row (L-R):** Beth Kogoy, Lynette Lewis, Lori Edgington, Patty Jo Hedges, Lea Wise, Lisa Collins.



1981-82 • SEC CHAMPIONS

Back Row (L-R): Coach Terry Hall, Graduate Assistant Lynn Norenberg, Kathy Lokie, Valerie Still, Jody Runge, Grace Odrick, Terri Naiser, Tanya Fogle, Assistant Coach Dottie Berry, Trainer Mimi Porter. **Front Row (L-R):** Manager Michele Oberst, Lisa Collins, Donna Martin, Patty Jo Hedges, Lori Edgington, Lea Wise, Diane Stephens, Manager Gary Loyd.

ALL-TIME TEAMS



1982-83

Back Row (L-R): Assistant Coach Dottie Berry, Trainer Sue Stanley, Terri Naiser, Valerie Still, Jody Runge, Sally Loughton, Karen Mosley, Leslie Nichols, Lisa Collins, Graduate Assistant Lynn Norenberg, Coach Terry Hall. **Front Row (L-R):** Diane Stephens, Donna Martin, Patty Jo Hedges, Lea Wise, Audre Andrew, Lynnette Lewis.



1983-84

Back Row (L-R): Coach Terry Hall, Graduate Assistant Robin Board, Leslie Nichols, Debbie Miller, Karen Mosley, Melanie Warren, Jody Runge, Melissa Napier, Assistant Coach Mike Kindred, Volunteer Assistant Patty Jo Hedges, Trainer Sue Stanley. **Front Row (L-R):** Sandy Harding, Julie Duerring, Lisa Collins, Lynnette Lewis, Diane Stephens and Donna Martin.



1984-85

Back Row (L-R): Graduate Assistant Robin Board, Assistant Coach Mike Kindred, Laurie Hudgens, Shelly Miller, Michelle Smith, Melanie Warren, Karen Mosely, Debbie Miller, Coach Terry Hall. **Front Row (L-R):** Nancy Cowan, Monique Tarantini, Michele Pennie, Leslie Nichols, Diane Stephens, Belitta Croley, Sandy Harding.



1985-86

Back Row (L-R): Coach Terry Hall, Trainer Sue Stanley, Laurie Hudgens, Shelly Miller, Karen Mosley, Melanie Warren, Debbie Miller, Leslie Nichols, Assistant Coach Cindy Noble, Assistant Coach Donna Murphy. **Front Row (L-R):** Michele Pennie, Monique Tarantini, Pam Shrum, Jodie Whitaker, Bebe Croley, Lynne Elbert, Sandy Harding.



1986-87

Back Row (L-R): Assistant Coach Cindy Hauserman, Assistant Coach Donna Murphy, Lynne Elbert, Pam Shrum, Laurie Hudgens, Shannon Freeman, Melanie Warren, Davitria Harrell, Debbie Miller, Bebe Croley, Coach Terry Hall, Trainer Sue Stanley. **Front Row (L-R):** Kris Miller, Monique Tarantini, Michele Pennie, Lora Spencer, Mary Jane White, Jodie Whitaker, Sandy Harding.



1987-88

Back Row (L-R): Trainer Sue Stanley, Assistant Coach Cindy Noble Hauserman, Beth Ousley, Pam Shrum, Angel Stevens, Davitria Harrell, Shannon Freeman, Lora Spencer, Debbie Hoskins, Julie Whitaker, Assistant Coach Andy Barnes, Coach Sharon Fanning. **Front Row (L-R):** Kris Miller, Mary Jane White, Monique Tarantini, Michele Pennie, Bebe Croley, Jodie Whitaker, Tracye Davis.



1988-89

Back Row (L-R): Publicist Rena Vicini, Manager Jenn Holman, Assistant Coach Andy Barnes, Assistant Coach Cindy Noble, Mary Custard, Pam Shrum, Angel Stevens, Lora Spencer, Vanessa Foster-Sutton, Jamie Hobgood, Stacy McIntyre, Coach Sharon Fanning, Trainer Sue Stanley, Graduate Assistant Jane Dalton, Manager Sharon McCauley. **Front Row (L-R):** Kris Miller, Malinka Salhi, Theresa Stewart, Jodie Whitaker, Ruth Mountain, Kristi Cushenberry, Tracye Davis.



1989-90 • WNIT Champions

Back Row (L-R): Assistant Coach Karen Booker, Graduate Assistant Lisa Bressman, Graduate Assistant Jane Dalton, Assistant Coach Jerry McLaughlin, Mia Daniel, Vanessa Foster-Sutton, Cathy Proctor, Lisa Ellis, Patressa Leonard, Josh Mills, Trainer Sue Stanley, Manager Susan Crabtree, Manager Tracy Livingston, Coach Sharon Fanning. **Front Row (L-R):** Kris Miller, Stacy McIntyre, Tracye Davis, Kristi Cushenberry, Tammy Dowdell, Jennifer Johnson, Malinka Salhi.

ALL-TIME TEAMS



1990-91

Back Row (L-R): Graduate Assistant Ilene Hauser, Graduate Assistant Lisa Bressman, Jennifer Gray, Christe Jordan, Cathy Proctor, Tedra Eberhart, Coach Sharon Fanning, Jocelyn Mills, Rebekah Reasor, Tiundra Love, Pattressa Leonard, Assistant Coach Karen Booker, Assistant Coach Jerry McLaughlin. **Front Row (L-R):** Trainer Lucretia Hunter, Manager Mia Daniel, Stacy McIntyre, Jamie Hobgood, Tracye Davis, Kristi Cushenberry, Kayla Campbell, Karen Killen, Manager Jennifer Johnson, Manager Stacey Buzzanca.



1991-92

Back Row (L-R): Publicist Gail Dent, Assistant Coach Jerry McLaughlin, Assistant Coach Myra Fishback, Jocelyn Mills, Cathy Proctor, Christe Jordan, Karri Koach, Coach Sharon Fanning, Jennifer Gray, Pattressa Leonard, Tiundra Love, Mia Daniel, Student Asst. Brandi Dunigan, Trainer Kim Bartley, Graduate Asst. Ilene Hauser. **Front Row (L-R):** Mgr. Kevin Quatman, Manager Diana Pardee, Stacey Reed, Kayla Campbell, Rebekah Reasor, Stacy McIntyre, Kristi Cushenberry, Tedra Eberhart, Karen Killen, Mgr. Stacey Buzzanca, Trainer Charlie Penny.



1992-93

Back Row (L-R): Manager Sherri Hammons, Graduate Assistant Jennifer Kroll, Coach Jerry McLaughlin, Christina Jansen, Christe Jordan, Karri Koach, Coach Sharon Fanning, Jennifer Gray, Becky McKinley, Julie Swarens, Coach Ilene Hauser, Manager Nancy Eckland, Graduate Trainer Heidi Britten. **Front Row (L-R):** Manager Steven Duanhoo, Student Trainer Ericka Kennedy, Stacey Reed, Kayla Campbell, Cathy Proctor, Jocelyn Mills, Mia Daniel, Tedra Eberhart, Manager Brandi Dunigan, Manager Kevin Quatman.



1993-94

Back Row (L-R): Publicist Gail Dent, Grad. Asst. Trainer Jennifer Wheeler, Student Trainer Jennifer Stewart, Academic Asst. Ester Cruz, Chrissy Roberts, Lyssa Simpson, Anne Sarkalahi, Karri Koach, Keeoma Warford, Stephanie Higginbotham, Stephanie Baker, Mgr. Steven Duanhoo, Mgr. Nancy Eckland, Mgr. Jeanna Wagner, Staff Asst. Lee Reedy. **Front Row (L-R):** Coach Sharon Fanning, Asst. Coach Jerry McLaughlin, Stacey Reed, Tedra Eberhart, Kayla Campbell, Jennifer Gray, Christe Jordan, Christiana Jansen, Julie Swarens, Asst. Coach Ilene Hauser, Grad. Asst. Coach Jennifer Kroll.



1994-95

Back Row (L-R): Assistant Coach Karen Booker, Shaundra Roberts, Keeoma Wardford, Kim Denkins, Anne Sarkalahi, Vonda Jackson, Latasha Peterson, Stephanie Higginbotham, Assistant Coach Dawn Bryant. **Front Row (L-R):** Coach Sharon Fanning, Kristie Combs, Christiana Jansen, Stephanie Baker, Karri Koach, Stacey Reed, Julie Swarens-Beickman, Chrissy Roberts, Graduate Assistant Kerry Cremeans.



1995-96

Back Row (L-R): Assistant Coach Ken Byrd, Assistant Coach Carolyn Peck, Shawn Manning, Marcia Webb, Kim Denkins, Vonda Jackson, Carmen Greenfield, Assistant Coach Kerry Cremeans, Coach Bernadette Locke-Mattox. **Front Row (L-R):** Domonique Mitchell, Tiffany Wait, Christiana Jansen, Julie Swarens-Beickman, Shaundra Roberts, Torri Tillman.



1996-97


Back Row (L-R): Assistant Coach Ken Byrd, Coach Bernadette Mattox, Tiffany Wait, Kim Denkins, Katie Vieth, Vonda Jackson, Shawn Manning, Assistant Coach Leslie Nichols, Assistant Coach Mollie McClure. **Front Row (L-R):** Natalie Martinez, Nikki Hay, Shaundra Roberts, Robyn Emry, Patrice Boyd.



1997-98

Back Row (L-R): Coach Bernadette Mattox, Assistant Coach Rick Griffith, Stephanie Christman, Vonda Jackson, Katie Vieth, Kim Denkins, Laura Meadows, Assistant Coach Millie McClure, Assistant Coach Leslie Nichols. **Front Row (L-R):** Natalie Martinez, Natasha Ross, Tiffany Wait, Nikki Hay, Patrice Boyd, Jaye Barnes, Kenya Young.

ALL-TIME TEAMS



1998-99

Back Row (L-R): Coach Bernadette Mattox, Assistant Coach Leslie Nichols, Katie Vieth, Shantia Owens, Laura Meadows, Tanesha Seaton, Stephanie Christman, Assistant Coach Meghan Burke, Assistant Coach Rick Griffith. **Front Row (L-R):** Natalie Martinez, Rae Keith, Caroly Alexander, Tiffany Wait, Jaye Barnes, Kenya Young, Erica Jackson, LaTonya McDole.



1999-00

Back Row (L-R): Assistant Coach Rick Griffith, Assistant Coach Leslie Nichols, Tanesha Seaton, Shantia Owens, Katie Vieth, Laura Meadows, Stephanie Christman, LaTonya McDole, Assistant Coach Meghan Burke, Coach Bernadette Mattox. **Front Row (L-R):** Nikki Young, Natalie Martinez, Caroly Alexander, Tiffany Wait, Melissa Langelier, Erica Jackson, Rita Adams.



2000-01

Back Row (L-R): Trainer Amy Plas Marlin, Assistant Coach Meghan Burke, Assistant Coach Rick Griffith, Assistant Coach Leslie Nichols, Strength and Conditioning Graduate Assistant Jason Nehring. **Middle Row (L-R):** Shareon "Niecee" Patterson, Shambrica Jones, Aisha Bonets, Selia Helm, LaTonya McDole, Alvine Mendeng. **Front Row (L-R):** Danyelle Payne, Dasieka Hawthorne, Nikki Young, Coach Bernadette Mattox, Rita Adams, Kristin Connoly, Stephanie Stoglin.



2001-02

Back Row (L-R): Trainer Amy Marlin, Assistant Coach Trey Clark, Assistant Coach Rick Griffith, Assistant Coach Leslie Nichols, Strength and Conditioning Graduate Asst. Jason Nehring. **Middle Row (L-R):** Danyelle Payne, Shambrica Jones, Keiko Miller-Tate, Selia Helm, LaTonya McDole, Alvine Mendeng, Jenerrie Everette, Stephanie Stoglin. **Front Row (L-R):** Dasieka Hawthorne, Sara Potts, Coach Bernadette Mattox, Kristin Connoly, Rita Adams.



2002-03

Back Row (L-R): Trainer Pam Waller, Assistant Coach Trey Clark, Assistant Coach Scott Groninger, Assistant Coach Leslie Nichols, Strength and Conditioning Graduate Asst. Jason Nehring. **Middle Row (L-R):** Kristen Grassi, Jenerrie Everette, Keiko Tate, Jennifer Humphrey, Selia Helm, Stephanie Stumbo (not pictured), Shambrica Jones, Danyelle Payne. **Front Row (L-R):** Jenny Pfeiffer, Rita Adams, Coach Bernadette Mattox, Sara Potts, Raquel Ellis.



2003-04

Back Row (L-R): Afton Perry, Jennifer Goin, Keiko Tate, Jennifer Humphrey, Selia Helm, Jenerrie Everette, Shambrica Jones, Stephanie Stumbo, E'Lisa Ladson. **Front Row (L-R):** Assistant Coach Matthew Mitchell, Coach Mickie DeMoss, Angela Phillips, Nastassia Alcius, Danyelle Payne, Jenny Pfeiffer, Sara Potts, Raquel Ellis, Assistant Coach Niya Butts, Assistant Coach Pam Stackhouse.



2004-05

Back Row (L-R): Chante' Bowman, Keiko Tate, Eleia Roddy, Jennifer Humphrey, Sarah Elliott, Afton Perry, Stephanie Stumbo, Sade Buley. **Front Row (L-R):** Assistant Coach Matthew Mitchell, Coach Mickie DeMoss, Angela Phillips, Nastassia Alcius, Danyelle Payne, Sara Potts, Samantha Mahoney, Assistant Coach Pam Stackhouse, Assistant Coach Niya Butts.



2005-06

Back Row (L-R): LaQweshia "Moe" Gamble, Jenn'e Jackson, Jennifer "Lanky" Humphrey, Sarah Elliott, Eleia Roddy, Afton Perry, Stephanie Stumbo, Chante' Bowman. **Front Row (L-R):** Assistant Coach Vonn Read, Head Coach Mickie DeMoss, Carly Ormerod, Oreonna Taylor, Samantha Mahoney, Nastassia Alcius, Jenny Pfeiffer, Assistant Coach Pam Stackhouse, Assistant Coach Niya Butts.

ALL-TIME TEAMS



2006-07

Back Row (L-R): Katie Kaiser (Mgr), Beth Davis (Asst. to WBB Operations), Chelsea Chowning (Mgr), Frederick Perry (Mgr), Emily Jones (Head Mgr), Jillian Fortney (Student Trainer), Robert Sampson (Mgr), Aaron Webber (Mgr). **Middle Row (L-R):** Stephanie Tracey-Simmons (Strength Coach), Justin Scott (Video Coordinator), Brittany Edelen, Jenn'e Jackson, Jennifer Humphrey, Sarah Elliott, Eleia Roddy, Lydia Watkins, Amani Franklin, Tricia Matysak (Head Trainer), Dr. Rob Hosey (Team Physician). **Front Row (L-R):** Assistant Coach Vonn Read, Head Coach Mickie DeMoss, Carly Ormerod, Chante' Bowman, Nastassia Alcius, Samantha Mahoney, Jenny Pfeiffer, Moe Gamble, Assistant Coach Pam Stackhouse, Assistant Coach Niya Butts.



2007-08

Back Row (L-R): Christian Stefanopoulos (Video Coordinator), Leslie Lusk (Student Trainer), Melinda Redinger (Mgr), Stephanie Tracey-Simmons (Strength Coach), Tricia Matysak (Head Trainer), Katie Kaiser (Mgr), Beth Davis (Administrative Assistant). **Middle Row (L-R):** Assistant Coach Wendy Palmer, Assistant Coach Vonn Read, Lydia Watkins, Jenn'e Jackson, Eleia Roddy, Sarah Elliott, Catina Bett, Amani Franklin, Victoria Dunlap, (Assoc. Head Coach Niya Butts), Pam Stackhouse (Asst. AD/Women's Basketball), Matthew Mitchell (Head Coach). **Front Row (L-R):** Brittany Edelen, Amber Smith, Carly Ormerod, Chante' Bowman, Samantha Mahoney, Carly Morrow, Ali Lomax, Chelsea Chowning.



2008-09

Back Row (L-R): Lindsay Halligan (Mgr), Dr. Robert Hosey (Team Doctor), Dean DiMarco (Mgr), Melinda Redinger (Mgr), Stephanie Tracey-Simmons (Strength Coach), Tricia Matysak (Head Trainer), David Stefanopoulos (Mgr), Donovan Rogers (Mgr), Angelique Moss (Student Trainer). **Middle Row (L-R):** Pam Stackhouse (Asst. AD/Women's Basketball), Sarah Rowe, Amani Franklin, Jenn'e Jackson, Jackie Sanders, Catina Bett, Eleia Roddy, Lydia Watkins, Victoria Dunlap, Rebecca Gray, Keyla Snowden, Christian Stefanopoulos (Video Coordinator). **Front Row (L-R):** Assistant Coach Kyra Elzy, Matthew Mitchell (Head Coach), Brittany Edelen, Carly Ormerod, Amber Smith, Carly Morrow, Assistant Coach Matt Insell, Assistant Coach Wendy Palmer.



2009-10

Back Row (L-R): Stephanie Campbell (Admin. Assistant), Brian Sensibaugh (Mgr), B.J. Hazelwood (Mgr), Stephanie Tracey-Simmons (Strength Coach), Christian Stefanopoulos (Video Coordinator), Donovan Rogers (Mgr), David Stefanopoulos (Mgr), Amy Tilley (Recruiting Assistant). **Middle Row (L-R):** Assistant Coach Matt Insell, Assistant Coach Shalon Pillow, Amani Franklin, Brittany Henderson, Anna Cole, Lydia Watkins, Victoria Dunlap, Assistant Coach Kyra Elzy, Pam Stackhouse (Asst. AD/Women's Basketball). **Front Row (L-R):** Adia Mathies, Rebecca Gray, Crystal Riley, Matthew Mitchell (Head Coach), Amber Smith, Carly Morrow, Keyla Snowden. (Not pictured: Bernisha Pinkett)



2010-11

Back Row (L-R): Kyra Elzy (Associate Head Coach), Sarah Gerichs (Student Athletic Trainer), Karen Hewitt (Video Coordinator), Stephanie Campbell (Admin. Assistant), Nikki Stewart (Recruiting Assistant), Phillip Smith (Mgr), David Stefanopoulos (Mgr), Brian Sensibaugh (Mgr), Donovan Rogers (Mgr), Shalon Pillow (Assistant Coach). **Middle Row (L-R):** Assistant Coach Matt Insell, Stephanie Tracey-Simmons (Strength Coach), Amber Smith, Carly Morrow, Brittany Henderson, Samantha Drake, Sarah Beth Barnette, Victoria Dunlap, Adia Mathies, Courtney Jones (Senior Athletic Trainer), Pam Stackhouse (Asst. AD/Women's Basketball). **Front Row (L-R):** Maegan Conwright, Jennifer O'Neill, Crystal Riley, Matthew Mitchell (Head Coach), Keyla Snowden, Bernisha Pinkett, Kastine Evans.



2011-12

Back Row (L-R): Sarah Gerichs (Student Athletic Trainer), Amy Tilley (Staff Support Associate), Karen Hewitt (Video Coordinator), Angela Schoenherr (Staff Support Associate), Stephanie Tracey-Simmons (Strength & Conditioning Coach), Courtney Jones (Senior Athletic Trainer), Kalee Robertson (Mgr), Rachel Smith (Mgr), Storm Dickerson (Mgr). **Middle Row (L-R):** Brian Sensibaugh (Mgr), Kevin Stewart (Mgr), Kastine Evans, Maegan Conwright, Brittany Henderson, DeNesha Stallworth, Samantha Drake, Azia Bishop, Samarie Walker, Bra'Shey Ali, Bria Goss, Donovan Rogers (Mgr), David Stefanopoulos (Mgr). **Front Row (L-R):** Ukari Figgs (Asst. AD/Women's Basketball), Kyra Elzy (Associate Head Coach), Bernisha Pinkett, Crystal Riley, Amber Smith, Matthew Mitchell (Head Coach), Keyla Snowden, Jennifer O'Neill, Adia Mathies, Matt Insell (Assistant Coach), Shalon Pillow (Assistant Coach).

ALL-TIME TEAMS



2012-13

Back Row (L-R): Morgan Jett (Mgr.), Amy Tilley (Staff Support Associate), Courtney Jones (Senior Athletic Trainer), Angela Schoenherr (Staff Support Associate), Tiffany Hayden (Academic Counselor), Brian Sensibaugh (Mgr.), Brice Littlepage (Mgr.), Justin McKinley (Mgr.), Storm Dickerson (Mgr.).
Middle Row (L-R): Bob Dunn (Video Coordinator), Crystal Riley (Student Assistant), Sharon Pillow (Assistant Coach), Danielle Santos (Assistant Coach), Brittany Henderson, Jelleah Sidney, Denesha Stallworth, Samantha Drake, Azia Bishop, Samarie Walker, Maegan Conwright, Matt Insell (Assistant Coach), Ukari Figgs (Asst. AD/Women's Basketball), Stephanie Tracey-Simmons, Strength & Conditioning Coach. **Front Row (L-R):** Bernisha Pinkett, Jennifer O'Neill, Bria Goss, Matthew Mitchell (Head Coach), Adia Mathies, Kastine Evans and Janee Thompson.

ALL-TIME ROSTER BY PREVIOUS COLLEGE/UNIVERSITY

1981-82	Terri Naiser – Hanover College	2000-01	Shareon Patterson – Pensacola Junior College
1984-85	Shelly Miller – Penn St. (played volleyball)	2002-03	Racquel Ellis – Cincinnati St. Community College Kristen Grassi – Hill Junior College Samantha Newton – Wabash Valley Junior College
1988-89	Mary Custard – Lees Junior College Vanessa Foster-Sutton – Truett-McConnell Junior College Ruth Ann Mountain – Lees Junior College Malinka Salhi- Independence Junior College Theresa Stewart – Lees Junior College	2003-04	Nastassia Alcuis – Dayton E’Lisa Ladson – Wesleyan College (Ga.)
1989-90	Lisa Ellis – Oregon St., Long Beach St.	2007-08	Chelsea Chowning – Xavier
1990-91	Rebekah Reasor – Chowah Junior College	2008-09	Rebecca Gray – North Carolina Jackie Sanders – Gulf Coast Community College Keyla Snowden – Akron
1993-94	Stephanie Baker – Sullivan Junior College	2009-10	Crystal Riley – LSU
1996-97	Nikki Hay – Northeastern Oklahoma Junior College	2010-11	Samarie Walker – Connecticut DeNesha Stallworth – California
1997-98	Jaye Barnes – Florida Community College	2012-13	Jelleah Sidney - Chipola Junior College
1998-99	Erica Jackson – Central Florida Community College Rae Keith – Cincinnati St. Community College Shantia Owens- Trinity Valley Community College		

CATS IN THE PROFESSIONAL/ INTERNATIONAL RANKS



WILDCATS IN THE PROS



Victoria Dunlap
Washington Mystics (WNBA), 2011-2012
Ankara (Turkey), 2011
Hapoel Rishon Lezion (Israel), 2012
Seattle Storm (WNBA), 2012

Amani Franklin
BC Nokia (Finland), 2012-2013
TG 1889 Sandhausen (Germany), 2011-2012
TSV Amicitia Viernheim (Germany), 2010-2011




Jennifer Humphrey
Basket Landes (France) Sept. 2011-2013
Basket Landes (France) Oct. 2010 - May 2011
Calais (France) Sept. 2009 - April 2010
Basket Landes (France) Jan. 2009 - April 2009
Maccabi Bnot Ashod (Israel) Oct. 2008 - December 2008
Lodz (Poland) Oct. 2007 - April 2008

A'dia Mathies
Los Angeles Sparks (WNBA), 2013-Present



Shantia Owens
Miami Sol (WNBA), 2000
Charlotte Sting (WNBA), 2000-2002
Gran Canaria (Spain), 2000
Ensino (Spain), 2000
Mersin (Turkey), 2006
Boa Viagem (Portugal), 2007
Odra Brzeg (Poland), 2007-2008

Eleia Roddy
Ensino (Spain), 2010



Valerie Still
Columbus Quest (APL), 1996-99
Washington Mystics (WNBA), 1999
Orlando Miracle (WNBA), 2002,
Assistant Coach
Washington Mystics (WNBA), 2001,
Assistant Coach
GBC Milano (Italy), 1983-1985
GEAS/ Spagetti Express Sesto San Giovanni (Italy), 1985-1988
Nuvena Magenta (Italy), 1988-1990
Pool Comense Como (Italy), 1990-1991
Sireg Alzate Brianza (Italy), 1991-1992
Conad Cesena (Italy), 1992-1993
Famila Schio (Italy), 1994

Tiffany Wait
Orlando Miracle (WNBA), 2000-2002



2013 WNBA Draft
A'dia Mathies Los Angeles Sparks
1st round (10th pick overall) - Highest pick in program history

2011 WNBA Draft
Victoria Dunlap Washington Mystics
1st round (11th pick overall)

2000 WNBA Draft
Shantia Owens Phoenix Mercury
Fourth round (53rd pick overall)*

*Did not play for team that drafted her

Professional Awards/Honors
1997, ABL Finals MVP, Valerie Still, Columbus Quest
1998, ABL Finals MVP, Valerie Still, Columbus Quest
All-ABL Team (top 10 players in the ABL League), Valerie Still
8-time Italian League All-Star, Valerie Still



CATS REPRESENT AMERICA



Linnae Harper

Linnae Harper (2013)

Harper played for the U19 World Championship team, helping the USA reach a 9-0 record and win a gold medal in Lithuania. She averaged 8.4 points, 5.0 rebounds, 3.6 assists and 2.0 steals per game.

Liz Lukschu/Maria Donhoff (1978)

Both Lukschu and Donhoff won a silver medal in the Junior Pan American Games (1978) with the USA National Junior Women's Basketball team that toured South America.

Valerie Still (1980, 81, 82)

Following her freshman and junior year, Still played for the USA R. William Jones Cup team in Taipei, Taiwan. In the summer of 1981, she competed for the U.S. in the World University Games in Romania, where she helped lead the team to a silver medal.

Patty Jo Hedges (1983)

Hedges was a member of the silver medal winning 1983 USA World Championship Team which compiled a 6-2 record in Sao Paulo, Brazil. Hedges was also a member of the gold medal winning 1983 Junior Pan American Games, which registered a perfect 5-0 record in Caracas, Venezuela.

Bebe Croley (1985, 86)

Croley represented UK two straight years (1985 and '86) on the USA Select squad. In the summer of 1985, Croley and the US squad toured Europe and participated in the Jones Cup competition in Taiwan. In 1986, the Select team competed in the Canadian Invitational games. It marked the second straight year Bebe was named to the USA team.

Jodie Whitaker (1986, 87)

Whitaker played on the Gold medal-winning South squad in the summer

of 1986 and went on to compete on the USA Junior Pro team that competed in the Jones Cup tournament in Taiwan in 1987.

Stacey Reed (1995)


Reed won a silver medal as a member of the World University Games Team. She then helped the USA Basketball's Jones Cup team take a Gold medal in Taiwan. She was a member of the USA Junior Select team in the summer of 1992.

Bernadette Mattox (1998)

Mattox was the first head coach for a women's basketball team at UK to be selected to coach at the USA Women's World Championship. Mattox helped lead the 1998 World Championship team to an 8-0 record and its third gold medal by defeating Russia 71-65.



Patty Jo Hedges



Bebe Croley



Stacey Reed

RETIRED JERSEY—VALERIE STILL

UK's All-Time Leading Scorer and Rebounder, UK Hall of Fame Charter Class

UK Great Valerie Still

Some programs have a once-in-a-lifetime player who serves as a standard for all future student-athletes. An exceptional personality. An outstanding role model. A great basketball player. For Kentucky, that player is Valerie Still.

Although Still played long ago (1979-83), she remains the "Top Cat" in UK women's basketball annals. She was honored as such on Jan. 12, 2003 with a jersey retirement ceremony at halftime of the Alabama game. She became the first female letter winner in any UK sport to have her jersey retired.

Still is the leader among all Wildcats (men or women) for career scoring (2,763) and rebounding (1,525). She was a three-time consensus All-American. She led the program in scoring four-straight seasons with a career average of 23.2 points. At one point during the 1981-82 season, she led the nation in both scoring and rebounding before finishing second in both categories (24.8 ppg and 14.3 rpg).

She led the Cats to their highest national ranking (4th) in 1983 and helped UK roll up a 30-game home court win streak from 1980-82. In 1983, Still led the sixth-ranked Cats to an 80-66 upset over powerhouse Old Dominion before a record crowd of 10,622 in UK's Memorial Coliseum.

After leaving Kentucky, Still had a successful career in the Italian Professional League. While in Italy, Still was a television actress and hosted her own TV show, "Still Basket." She is also an accomplished print model and a professional caliber jazz, pop and concert pianist.

Upon her return to the United States, Still became a charter member of the American Basketball League for Women and was a two-time MVP of the ABL Championship Series. Still later played for the Washington Mystics of the WNBA before retiring from basketball. She also was an assistant coach for the Orlando Miracle for two seasons.

Still returned to Lexington to complete her degree in animal sciences and graduated with honors in 2001. She went on to earn a master's degree in African American and African studies at The Ohio State University and is working on a doctorate dissertation from there as well.

In September 2005, Still was inducted into the charter class in the newly created UK Athletics Hall of Fame. She was the only female of the 88 inductees.

Still currently lives in Palmyra, N.J. with her son, Aaron, who is attending Valley Forge Military Academy. She recently started a publishing company, STILL Publications. One of her first projects was the release of UK legendary sports writer Russell Rice's latest book on UK basketball, "Big Blue Nation: Kentucky's Native Sons and Daughters."

UK Athletics Director Mitch Barnhart and former UK President Dr. Lee Todd, Jr. present Still with her Hall of Fame honor in September 2005.



Still was presented with the key to the city of Lexington in 2003.



KENTUCKY CAREER RECORDS

Games Played

Player	Years	G
1. Adia Mathies (G)	2010-13	140
2. Brittany Henderson (F)	2010-13	136
3. Victoria Dunlap (F)	2008-11	133
4. Sam Mahoney (G)	2005-08	132
Sarah Elliott (C)	2005-08	132
6. Chante Bowman (G)	2005-08	128
7. Amani Franklin (G)	2007-10	127
8. Amber Smith (G)	2008-12	123
9. Tiffany Wait (G)	1995-2000	122
10. Maria Donhoff (G)	1977-81	121

Games Started

Player	Years	G
1. Adia Mathies	2010-13	139
2. Victoria Dunlap	2008-11	133
3. Sam Mahoney	2005-08	121
4. Valerie Still	1979-83	119
5. Tiffany Wait	1995-2000	117
6. Lea Wise	1979-83	116
7. Stacey Reed	1991-95	110
8. Patty Jo Hedges	1979-83	109
Amber Smith	2008-12	109
10. Leslie Nichols	1982-86	108

Career Scoring

Player	Season	G	Avg	Pts
1. Valerie Still (C)	1979-83	119	23.2	2,763
2. Adia Mathies (G)	2010-13	140	14.4	2,014
3. Victoria Dunlap (F)	2008-11	133	13.9	1,846
4. Leslie Nichols (F)	1982-86	111	18.2	1,797
5. Sam Mahoney (G)	2005-08	132	12.1	1,601
5. Pam Browning (C)	1974-78	107	14.9	1,598
7. Sara Potts (G/F)	2001-05	117	13.4	1,563
8. Sarah Elliott (C)	2005-08	132	11.4	1,502
9. Liz Lukschu (C)	1977-81	119	12.5	1,488
10. SeSe Helm (C)	2000-04	108	13.8	1,487

Scoring Average

Player	Season	G	Pts	Avg
1. Valerie Still	1979-83	119	2,763	23.2
2. Leslie Nichols	1982-86	111	1,797	18.2
3. Pam Browning	1974-78	n/a	1,598	14.9
4. Adia Mathies	2010-13	140	2,014	14.4
5. Bebe Croley	1984-88	94	1,399	14.2
6. Victoria Dunlap	2008-11	133	1,846	13.9
7. SeSe Helm	2000-04	108	1,487	13.8
8. Sara Potts	2001-05	117	1,563	13.4
9. Stacey Reed	1991-95	114	1,482	13.0
10. Jodie Whitaker	1985-89	111	1,433	12.9

Field Goals Made

Player	Seasons	G	FGA	FGM
1. Valerie Still	1979-83	123	1,931	1,118
2. Leslie Nichols	1982-86	111	1,448	757
3. Adia Mathies	2010-13	140	1,687	712
4. Victoria Dunlap	2008-11	133	1,473	696
5. Sarah Elliott	2005-08	132	1,221	657
6. SeSe Helm	2000-04	108	1,195	590
7. Elisabeth Lukschu	1977-81	119	999	586
8. Jodie Whitaker	1985-89	111	1,317	571
9. Belitta Croley	1984-88	94	1,148	569
10. Sam Mahoney	2005-08	132	1,436	560

Field Goals Attempted

Player	Seasons	G	FGM	FGA
1. Valerie Still	1979-83	123	1,118	1,931
2. Adia Mathies	2010-13	140	712	1,687
3. Victoria Dunlap	2008-11	133	696	1,473

4. Leslie Nichols	1982-86	111	757	1,448
5. Sam Mahoney	2005-08	132	560	1,436
6. Sara Potts	2001-05	117	552	1,389
7. Stacey Reed	1991-95	114	512	1,318
8. Jodie Whitaker	1985-89	111	571	1,317
9. Sarah Elliott	2005-08	132	657	1,221
10. SeSe Helm	2000-04	108	590	1,195

Field Goal Percentage (min. 400 attempts)

Player	Seasons	FGM	FGA	Pct
1. Liz Lukschu	1977-81	586	999	.587
2. Valerie Still	1979-83	1,118	1,931	.578
3. Debbie Miller	1983-87	396	699	.560
4. Sarah Elliott	2005-08	657	1,221	.538
5. Leslie Nichols	1982-86	757	1,448	.523
6. J. Humphrey	2003-07	365	714	.511
7. Karen Mosley	1982-86	470	909	.510
8. Lisa Collins	1980-84	415	815	.509
9. SeSe Helm	2000-04	590	1,195	.494

3-point Field Goals Made

Player	Years	Pct	3FGA	3FG
1. Sara Potts	2001-05	.377	719	271
2. Adia Mathies	2010-13	.368	481	177
3. Keyla Snowden	2010-2012	.369	477	176
4. Stacey Reed	1991-95	.320	548	175
5. Jenny Pfeiffer	2003-07	.347	467	162
6. Tiffany Wait	1995-2000	.361	319	115
7. Sam Mahoney	2005-08	.318	355	113
8. Kristi Cushenberry	1988-92	.397	277	110
9. Carly Morrow	2008-11	.273	395	108
10. Shaundra Roberts	1994-96	.362	284	103

3-point Field Goals Attempted

Player	Years	Pct	3FG	3FGA
1. Sara Potts	2001-05	.377	271	719
2. Stacey Reed	1991-95	.320	176	548
3. Adia Mathies	2010-13	.368	177	481
4. Keyla Snowden	2010-2012	.369	176	477
5. Jenny Pfeiffer	2003-07	.347	162	467
6. Carly Morrow	2008-11	.273	108	395
7. Christina Jansen	1992-96	.252	98	388
8. Sam Mahoney	2005-08	.318	113	355
9. Tiffany Wait	1995-2000	.361	115	319
10. Carly Ormerod	2006-09	.375	101	315

3-pt Field Goal Percentage (min. 200 att.)

Player	Years	3FG	3FGA	Pct
1. Kristi Cushenberry	1988-92	110	277	39.7
2. Sara Potts	2001-05	271	719	37.7
3. Keyla Snowden	2010-2012	176	477	36.9
4. Jodie Whitaker	1985-89	80	217	36.8
Adia Mathies	2010-13	177	481	36.8
6. Shaundra Roberts	1994-96	103	284	36.2
7. Tiffany Wait	1995-2000	115	319	36.1
8. Jennifer O'Neill	2010-present	88	246	35.8
9. Mia Daniel	1989-93	90	253	35.5
10. Jenny Pfeiffer	2003-07	162	467	34.7

Free Throws Made

Player	Seasons	G	PCT.	FTA	FTM
1. Valerie Still	1979-83	119	.704	748	527
2. Victoria Dunlap	2008-11	133	.623	714	445
3. Adia Mathies	2010-13	140	.700	590	413
4. Tiffany Wait	1996-2000	122	.792	500	396
5. Sam Mahoney	2005-08	132	.675	545	368
6. Kristi Cushenberry	1989-92	118	.780	407	318
7. Elisabeth Lukschu	1978-81	119	.687	460	316
8. Stacy McIntyre	1989-92	116	.710	416	296
9. Selia Helm	2001-04	108	.789	369	291
10. Leslie Nichols	1983-86	111	.769	368	283

KENTUCKY CAREER RECORDS

Free Throws Attempted

Player	Seasons	G	PCT.	FTM	FTA
1. Valerie Still	1979-83	119	.861	527	748
2. Victoria Dunlap	2008-11	133	.623	445	714
3. Adia Mathies	2010-13	140	.700	413	590
4. Sam Mahoney	2005-08	132	.675	368	545
5. Tiffany Wait	1996-2000	122	.792	396	500
6. Liz Lukschu	1978-81	119	.687	316	460
7. Stacy McIntyre	1989-92	116	.710	296	416
8. Kristi Cushenberry	1989-92	118	.780	318	407
9. LaTonya McDole	1999-2002	117	.571	232	406
10. Jocelyn Mills	1990-93	103	.660	267	402

Free Throw Percentage (min. 200 att.)

Player	Seasons	G	FTM	FTA	PCT.
1. Jenny Pfeiffer	2003-07	119	247	287	.861
2. Amani Franklin	2007-10	127	192	233	.824
3. Jodie Whitaker	1986-89	111	211	259	.810
4. Tiffany Wait	1996-2000	122	396	500	.792
5. Debbie Miller	1984-87	109	300	239	.790
6. Selia Helm	2001-04	108	291	369	.789
7. Sara Potts	2002-05	117	188	240	.783
8. Kristi Cushenberry	1989-92	118	318	407	.780
9. Sandy Harding	1984-87	111	173	224	.770
10. Leslie Nichols	1983-86	111	283	368	.769

Rebounds

Player	Seasons	G	Avg	Reb
1. Valerie Still	1979-83	119	12.8	1,525
2. Victoria Dunlap	2008-11	133	8.3	1,099
3. J. Humphrey	2003-07	129	7.5	964
4. Leslie Nichols	1982-86	111	7.9	877
5. Sarah Elliott	2005-08	132	6.1	800
6. Debra Oden	1976-80	109	7.2	785
7. Kim Denkins	1994-98	107	7.1	762
8. Liz Lukschu	1977-81	119	6.1	722
9. LaTonya McDole	1998-2002	116	6.1	711
10. Jocelyn Mills	1989-93	103	6.8	703

Rebounding Average (min. 50 games played)

Player	Seasons	G	Reb	Avg
1. Valerie Still	1979-83	119	1,525	12.8
2. Victoria Dunlap	2008-11	133	1,099	8.3
3. Leslie Nichols	1982-86	111	877	7.9
4. J. Humphrey	2003-07	129	964	7.5
5. Debra Oden	1976-80	109	785	7.2
6. Kim Denkins	1994-98	107	762	7.1
7. Jocelyn Mills	1989-93	103	703	6.8
8. Bebe Croley	1984-88	94	599	6.4
9. SeSe Helm	2000-04	108	672	6.2
10. Liz Lukschu	1977-81	119	722	6.1
LaTonya McDole	1998-2002	117	711	6.1
Sarah Elliott	2005-08	132	800	6.1

Assists

Player	Seasons	G	Avg	Asst
1. Patty Jo Hedges	1980-83	120	6.091	731
2. Sandy Harding	1983-87	111	6.360	706
3. Jodie Whitaker	1985-89	111	4.180	464
Lea Wise	1979-83	120	3.866	464
5. Stacey Reed	1991-95	114	3.877	442
6. Amber Smith	2008-12	123	3.455	425
7. Rita Adams	1999-2003	110	3.636	400
8. Tracye Davis	1987-91	113	3.247	367
9. Adia Mathies	2010-13	140	2.493	349
10. Tiffany Wait	1995-2000	122	2.778	339

Assists Per Game (min. 50 games played)

Player	Seasons	G	Asst	Avg
1. Sandy Harding	1983-87	111	706	6.360
2. Patty Jo Hedges	1979-83	120	731	6.091
3. Jodie Whitaker	1985-89	111	464	4.180
4. Stacey Reed	1991-95	114	442	3.877
5. Lea Wise	1979-83	120	464	3.866
6. Angela Phillips	2003-05	62	230	3.710
7. Rita Adams	1999-2003	110	400	3.636
8. Amber Smith	2008-2012	123	425	3.455
9. Tracye Davis	1987-91	113	367	3.247
10. Leslie Nichols	1982-86	111	323	2.909

Blocks

Player	Seasons	G	Avg	Blks
1. Sarah Elliott	2005-08	132	1.47	195
2. Victoria Dunlap	2008-11	133	1.34	178
3. Valerie Still	1979-83	119	1.31	156
4. J. Humphrey	2003-07	129	0.83	107
5. Leslie Nichols	1982-86	111	0.92	102
6. Laura Meadows	1997-2000	89	1.17	95
7. Rita Adams	1999-2003	110	0.74	81
Shantia Owens	1998-2000	61	1.33	81
9. Jody Runge	1980-84	98	0.75	74
10. Karri Koach	1991-95	114	0.61	69

Blocks Per Game (min. 50 blocks)

Player	Seasons	G	Blks	Avg
1. Sarah Elliott	2005-08	132	195	1.47
2. Shantia Owens	1998-2000	61	81	1.33
Victoria Dunlap	2008-11	133	178	1.33
4. Valerie Still	1979-83	119	156	1.31
5. Victoria Dunlap	2008-11	100	129	1.29
6. Laura Meadows	1997-2000	89	95	1.17
7. Lisa Ellis	1988-90	59	68	1.15
8. Leslie Nichols	1982-86	111	102	.92
9. J. Humphrey	2003-07	129	107	.83
10. Pattresa Leonard	1989-92	80	65	.81

Steals

Player	Seasons	G	Avg	Stls
1. Adia Mathies	2010-13	140	2.286	320
2. Stacey Reed	1991-95	114	2.710	309
3. Victoria Dunlap	2008-11	133	2.310	307
4. Leslie Nichols	1982-86	111	2.504	278
5. Patty Jo Hedges	1979-83	120	2.266	272
6. Rita Adams	1999-2003	110	2.427	267
7. LaTonya McDole	1998-2002	117	2.076	243
8. Christina Jansen	1992-96	107	2.140	229
9. Sandy Harding	1983-87	111	2.018	224
10. Valerie Still	1979-83	119	1.689	201

Steals Per Game (min. 75 steals)

Player	Seasons	G	Stls	Avg
1. Stacey Reed	1991-95	114	309	2.710
2. Leslie Nichols	1982-86	111	278	2.504
3. Rita Adams	1999-2003	110	267	2.427
4. Victoria Dunlap	2008-11	133	307	2.310
5. Adia Mathies	2010-13	140	320	2.286
6. Patty Jo Hedges	1979-83	120	272	2.266
7. Christina Jansen	1992-96	107	229	2.140
8. LaTonya McDole	1998-2002	117	243	2.076
9. Sandy Harding	1983-87	111	224	2.018

TEAM SEASON TOP-10 PERFORMANCES

Points

Pts	Year
1. 2733	1977-78
2. 2713	2012-13
3. 2662	2009-10
4. 2589	2011-12
5. 2544	1981-82
6. 2540	1989-90
7. 2494	1980-81
8. 2421	1979-80
9. 2412	2010-11
10. 2392	2006-07

Points Per Game

PPG	Year
1. 83.5	1979-80
2. 83.4	1982-83
3. 81.9	1989-90
4. 80.4	1990-91
5. 80.4	1980-81
6. 80.1	1985-86
7. 79.5	1981-82
8. 78.0	1977-78
9. 77.9	1993-94
10. 75.8	1983-84

Scoring Margin

PPG	Year
1. 17.7	1979-80
2. 17.5	2012-13
3. 16.0	1989-90
4. 14.5	2011-12
5. 14.4	1980-81
6. 14.3	2009-10
7. 12.9	1982-83
8. 9.8	1985-86
9. 9.5	1981-82
10. 9.3	1981-82

Rebounds

Rebounds	Year
1. 1426	1977-78
2. 1413	1978-79
3. 1410	2012-13
4. 1400	2006-07
5. 1377	1981-82
6. 1368	2009-10
7. 1340	1989-90
8. 1340	1980-81
9. 1334	2004-05
10. 1319	2007-08

FGs Made

Made	Year
1. 1096	1977-78
2. 1045	1981-82
3. 1004	1980-81
4. 1001	2012-13
5. 987	1985-86
6. 983	1979-80
7. 971	1989-90
8. 929	1982-83
9. 925	2011-12
10. 922	2009-10

FG Attempts

FG Attempts	Year
1. 2550	1977-78
2. 2392	2012-13
3. 2302	2011-12
4. 2216	2009-10
5. 2155	2010-11
6. 2140	1981-82
7. 2091	2006-07
8. 2084	1989-90
9. 2049	1979-80
10. 2024	1990-91

3-point Field Goals Made

Made	Year
1. 240	2012-13
2. 211	2011-12
3. 187	2009-10
4. 182	2010-11
5. 164	1994-95
6. 162	2004-05
7. 158	2002-03
8. 157	1991-92
9. 156	1993-94
10. 155	2006-07

3PT Attempts

3PT Attempts	Year
1. 731	2012-13
2. 659	2011-12
3. 597	2010-11
4. 588	2009-10
5. 548	1994-95
6. 524	2006-07
7. 502	1992-93
8. 477	2008-09
9. 475	2004-05
10. 466	1991-92

FTs Made

Made	Year
1. 631	2009-10
2. 572	2010-11
3. 560	1989-90
4. 543	1991-92
5. 541	1977-78
6. 528	2011-12
7. 514	1998-99
8. 486	1980-81
9. 477	1982-83
10. 476	1990-91

FTs Attempted

FT Attempts	Year
1. 891	2009-10
2. 859	1977-78
3. 853	1989-90
4. 825	2010-11
5. 805	1998-99
6. 784	2011-12
7. 782	1991-92
8. 714	2007-08
9. 701	1980-81
10. 697	1990-91

Assists

Assists	Year
1. 665	1981-82
2. 590	1980-81
3. 575	1985-86
4. 567	1989-90
5. 536	1982-83
6. 511	1983-84
7. 509	1979-80
8. 483	2003-04
9. 480	1977-78
10. 478	1987-88

Blocks

Blocks	Year
1. 181	2012-13
2. 152	2006-07
3. 145	2009-10
4. 141	2007-08
5. 135	2005-06
6. 130	1999-00
7. 129	2011-12
8. 125	2004-05
9. 116	1980-81
10. 115	2010-11

Turnovers Forced

Forced TOs	Year
1. 939	2011-12
2. 853	2012-13
3. 823	2009-10
4. 817	2010-11
5. 790	1989-90
6. 686	1977-78
7. 666	1993-94
8. 651	1999-2000
9. 649	1990-91
10. 640	1985-96
	1992-93

Steals

Steals	Year
1. 429	2012-13
2. 422	2011-12
3. 418	2009-10
4. 382	1990-91
5. 373	2010-11
6. 372	1989-90
7. 345	1993-94
8. 344	1980-81
9. 341	1985-86
10. 331	2001-02

Note: Records kept since the 1977-78 season

KENTUCKY SINGLE-SEASON RECORDS

Points				
Player	Season	G	PPG	PTS
1. Valerie Still	1981-82	32	24.8	794
2. Valerie Still	1982-83	28	25.0	700
3. Pam Browning	1976-77	26	25.5	663
4. Valerie Still	1979-80	29	22.1	641
5. Victoria Dunlap	2009-10	35	18.1	633
6. Valerie Still	1980-81	30	20.9	628
7. A'dia Mathies	2012-13	36	16.1	579
8. Victoria Dunlap	2010-11	33	17.0	562
9. Sara Potts	2001-05	33	15.6	530
10. Stacey Reed	1993-94	28	18.2	509
A'dia Mathies	2011-12	34	15.0	509

Scoring Average				
Player	Season	G	Pts	Avg
1. Pam Browning	1976-77	26	663	25.5
2. Valerie Still	1982-83	28	700	25.0
3. Valerie Still	1981-82	32	794	24.8
4. Valerie Still	1979-80	29	641	22.1
5. Valerie Still	1980-81	31	628	20.9
6. Leslie Nichols	1984-85	27	497	18.4
Leslie Nichols	1983-84	27	496	18.4
8. Stacey Reed	1993-94	28	509	18.2
9. Victoria Dunlap	2009-10	35	633	18.1
10. Bebe Croley	1986-87	28	495	17.7

Field Goals Made				
Player	Season	G	FGA	FGM
1. Valerie Still	1981-82	32	565	329
2. Valerie Still	1982-83	28	456	273
3. Valerie Still	1980-81	30	447	260
4. Valerie Still	1979-80	29	463	256
5. Victoria Dunlap	2009-10	35	459	228
6. Belitta Croley	1987-88	23	409	209
7. Sarah Elliott	2006-07	34	372	208

Field Goals Attempted				
Player	Season	G	FGM	FGA
1. Valerie Still	1981-82	32	329	565
2. Valerie Still	1979-80	29	256	463
3. Victoria Dunlap	2009-10	35	228	459
4. Valerie Still	1982-83	28	273	456
5. Victoria Dunlap	2010-11	33	206	450
6. Valerie Still	1980-81	30	260	447
7. Sara Potts	2004-05	34	186	446
8. A'dia Mathies	2009-10	36	178	439
9. Sara Potts	2003-04	28	166	429
10. A'dia Mathies	2011-12	34	181	424

3-point Field Goals Made				
Player	Year	Pct	3FGA	3FG
1. Sara Potts	2004-05	.363	223	81
2. Sara Potts	2002-03	.454	163	74
3. A'dia Mathies	2012-13	.422	173	73
4. Jennifer O'Neill	2012-13	.356	188	67
5. Sara Potts	2003-04	.354	186	66
6. Stacey Reed	1992-93	.386	168	65
Keyla Snowden	2010-11	.380	171	65
8. Shaunda Roberts	1995-96	.367	174	64
9. Keyla Snowden	2011-12	.345	174	60
10. Jenny Pfeiffer	2006-07	.324	176	57

3-point Field Goals Attempted				
Player	Year	Pct	3FG	3FGA
1. Sara Potts	2004-05	.363	81	223
2. Jennifer O'Neill	2012-13	.356	67	188
3. Jenny Pfeiffer	2006-07	.324	57	176
4. Shaunda Roberts	1995-96	.368	64	174

3-pt Field Goal Pct. (min. 100 att.)				
Player	Year	3FG	3FGA	Pct
1. Sara Potts	2002-03	74	163	45.4
2. A'dia Mathies	2012-13	73	173	42.2
3. Tiffany Wait	1998-99	46	110	41.8
4. Stacey Reed	1992-93	65	168	38.7
5. Keyla Snowden	2009-10	51	132	38.6
6. Jodie Whitaker	1987-88	48	126	38.1
7. Keyla Snowden	2010-11	65	171	38.0
8. A'dia Mathies	2011-12	51	135	37.8
9. Tedra Eberhart	1993-94	38	101	37.6

Free Throws Made				
Player	Season	G	FTA	FTM
1. Pam Browning	1976-77	26	263	196
2. Victoria Dunlap	2009-10	35	254	175
3. Valerie Still	1982-83	28	212	154
4. Valerie Still	1981-82	32	199	136
5. Valerie Still	1979-80	29	183	129
6. Stacy McIntyre	1991-92	30	124	160
7. Victoria Dunlap	2010-11	33	206	145
8. Stacey Reed	1993-94	28	162	123
9. Tiffany Wait	1998-99	32	149	121
A'dia Mathies	2010-11	34	178	121

Free Throws Attempted				
Player	Season	G	FTM	FTA
1. Pam Browning	1976-77	26	196	263
2. Victoria Dunlap	2009-10	25	175	254
3. Valerie Still	1982-83	28	154	212
4. Victoria Dunlap	2010-11	33	145	206
5. Valerie Still	1981-82	32	136	199
6. Valerie Still	1979-80	29	129	183
7. A'dia Mathies	2010-11	34	121	178
8. Stacey Reed	1993-94	28	123	162
9. Sam Mahoney	2005-08	33	106	161
10. Pam Browning	1977-78	35	112	160
Stacy McIntyre	1991-92	30	124	160

Free Throw Percentage (min. 50 att.)				
Player	Season	FTM	FTA	Pct
1. Jenny Pfeiffer	2005-06	94	106	.887
2. Amani Franklin	2008-09	69	78	.885
3. Sara Potts	2004-05	49	58	.865
4. Jenny Pfeiffer	2006-07	69	80	.863
5. SeSe Helm	2001-02	62	72	.861
6. Keyla Snowden	2011-12	63	54	.857
7. Jenny Pfeiffer	2003-04	51	60	.850
Kristi Cushenberry	1988-89	85	100	.850
9. Chanté Bowman	2004-05	49	58	.845
10. Jody Runge	1983-84	42	50	.840

Rebounds				
Player	Season	G	Avg	Reb
1. Valerie Still	1981-82	32	14.3	457
2. Valerie Still	1979-80	29	13.9	403
3. Debra Oden	1977-78	35	10.6	371
4. Jennifer Humphrey	2006-07	34	10.3	351
5. Valerie Still	1982-83	28	12.0	336
6. Valerie Still	1980-81	30	10.9	329
7. Victoria Dunlap	2009-10	35	8.4	293
Samarie Walker	2012-13	36	8.1	293

Assists				
Player	Season	G	Avg	Assists
1. Patty Jo Hedges	1981-82	32	6.53	209
2. Patty Jo Hedges	1982-83	28	7.14	200
3. Sandy Harding	1986-87	28	6.60	185
4. Sandy Harding	1985-86	28	6.53	183
5. Patty Jo Hedges	1980-81	31	5.83	181
6. Jodie Whitaker	1987-88	29	6.10	177
7. Sandy Harding	1984-85	27	6.29	170
8. Sandy Harding	1983-84	28	6.00	168
9. Rita Adams	2001-02	29	5.58	162
10. Amber Smith	2009-10	36	4.47	161

Blocks				
Player	Season	G	Avg	Blks
1. Victoria Dunlap	2009-10	35	1.885	66
2. Sarah Elliott	2007-08	33	1.696	56
Samarie Walker	2012-13	36	1.555	56
4. Valerie Still	1980-81	31	1.709	53
5. DeNesha Stallworth	2012-13	35	1.486	52
6. Sarah Elliott	2006-07	34	1.471	50
7. Sarah Elliott	2004-05	34	1.484	49
Victoria Dunlap	2010-11	33	1.484	49
9. Valerie Still	1979-80	29	1.586	46
10. Pattresa Leonard	1990-91	29	1.517	44

Blocks Per Game (min. 30 blocks)				
Player	Season	G	Blks	Avg
1. Victoria Dunlap	2009-10	35	66	1.888
2. Valerie Still	1980-81	31	53	1.709
3. Sarah Elliott	2007-08	33	56	1.696
4. Valerie Still	1979-80	29	46	1.586
5. Samarie Walker	2012-13	36	56	1.555
6. Pattresa Leonard	1990-91	29	44	1.517
7. DeNesha Stallworth	2012-13	35	52	1.486
8. Sarah Elliott	2004-05	34	49	1.484
9. Shantia Owens	1999-2000	29	43	1.482
10. Sarah Elliott	2006-07	34	50	1.471

Steals				
Player	Season	G	Avg	Stls
1. Victoria Dunlap	2009-10	35	3.0	107
2. Leslie Nichols	1985-86	29	3.6	104
Rita Adams	2001-02	29	3.6	104
4. Victoria Dunlap	2010-11	33	3.0	100
5. Stacey Reed	1993-94	28	3.5	97
6. A'dia Mathies	2009-10	36	2.6	93
7. Malinka Salhi	1989-90	31	2.9	90
8. A'dia Mathies	2011-12	34	2.6	87
9. Patty Jo Hedges	1980-81	31	2.5	78
10. Stacey Reed	1994-95	28	2.7	75

Steals Per Game (min. 30 steals)				
Player	Season	G	Stls	Avg
1. Leslie Nichols	1985-86	29	104	3.586
Rita Adams	2001-02	29	104	3.586
3. Stacey Reed	1993-94	28	97	3.464
4. Victoria Dunlap	2009-10	35	107	3.057
5. Malinka Salhi	1989-90	31	90	2.903
6. Leslie Nichols	1984-85	27	74	2.740
7. Stacey Reed	1994-95	28	75	2.678
8. A'dia Mathies	2009-10	36	93	2.583
9. A'dia Mathies	2011-12	34	87	2.485

KENTUCKY SINGLE-GAME RECORDS

Scoring

Player, Opponent (Date)	PTS
1. Valerie Still vs. Charleston (12/19/82)	42
2. Valerie Still vs. Florida (2/20/82)	41
3. Bebe Croley vs. Morehead State (12/20/87)	40
4. Valerie Still vs. Indiana (12/6/80)	39
5. Valerie Still vs. Indiana (12/15/79)	38
Valerie Still vs. Ohio State (12/2/82)	38
Valerie Still @ Rutgers (2/16/83)	38
8. Valerie Still vs. Indiana State (1/17/81)	37
9. Pam Browning vs. Central Mo. and ECU (76-77)	35
Pam Browning vs. Eastern Kentucky (76-77)	35
Valerie Still @ Georgia (2/6/82)	35
Valerie Still @ Murray State (12/10/80)	35

Field Goals Made

Player, Opponent (Date)	FGM
1. Valerie Still @ Florida (2/20/82)	18
2. Valerie Still @ Rutgers (2/16/83)	16
Valerie Still vs. Seton Hall (12/5/81)	16
Valerie Still @ Georgia (2/6/82)	16
Valerie Still @ Murray State (12/10/80)	16
6. Jocelyn Mills vs. Florida (2/28/93)	15
Lisa Collins vs. Vanderbilt (2/20/84)	15
Lea Wise vs. Illinois (3/14/82)	15
Valerie Still vs. Indiana State (1/17/81)	15
Valerie Still vs. Indiana (12/15/79)	15

Field Goals Attempted

Player, Opponent (Date)	FGA
1. Pam Browning @ Central Missouri (12/18/76)	29
2. Stacey Reed @ Florida (1/4/94)	28
Stacey Reed @ Ohio State (12/4/94)	28
4. Valerie Still vs. Rutgers (1/12/80)	27
5. Stacey Reed vs. Mississippi State (1/16/94)	26
Jodie Whitaker vs. Tennessee (3/5/88)	26
7. Sara Potts vs. Tennessee (1/29/04)	25
Valerie Still @ Murray State (12/10/80)	25
9. Sara Potts vs. West Virginia (3/28/05)	24
SeSe Helm vs. Florida (2/8/04)	24
Sara Potts vs. Mississippi State (2/15/04)	24
Jocelyn Mills vs. Butler (1/26/93)	24
Belitta Croley vs. Morehead State (12/20/87)	24
Leslie Nichols @ New Orleans (2/1/85)	24
Valerie Still vs. Charleston (12/19/82)	24
Valerie Still @ Florida (2/20/82)	24

Field Goal Percentage (min. 10 attempts)

Player, Opponent (Date)	Pct
1. Lisa Collins vs. LSU (3/3/84)	100.0 [10-10]
2. Lea Wise vs. Illinois (3/14/82)	.938 [15-16]
3. Sandy Harding vs. Alabama (2/7/87)	.909 [10-11]
4. Jennifer Humphrey vs. Miss. St. (1/25/07)	.900 [9-10]
Sarah Elliott vs. Nicholls State (12/21/04)	.900 [9-10]
Rita Adams vs. Sam Houston St. (11/23/01)	.900 [9-10]
Karri Koach @ Miss. St. (1/15/95)	.900 [9-10]
Josh Mills vs. Morehead State (2/20/90)	.900 [9-10]
9. Karen Mosley vs. National College (2/22/84)	.867 [13-15]
10. Valerie Still vs. Louisville (2/29/80)	.857 [12-14]

3-point Field Goals Made

Player	Opp (Date)	3FGA	3FG
1. Sara Potts	High Point (1/6/04)	12	7
	Chattanooga (3/20/05)	14	7
2. A'dia Mathies	Dayton (3/26/13)	7	6
Keyla Snowden	UT Martin (12/22/09)	6	6
Keyla Snowden	Arkansas Pine Bluff	12	6
Sara Potts	@ Alabama (2/23/03)	10	6
Jenny Pfeiffer	Long Island (12/15/02)	8	6
Tedra Eberhart	Detroit-Mercy (12/1/93)	10	6
Jenny Pfeiffer	Alabama (2/26/06)	12	6
	Florida (1/12/06)	9	6

3-point Field Goals Attempted

Player	Opp (Date)	3FGA	3FGA
1. Shaunda Roberts	So. Carolina (1/24/96)	5	17
2. Sara Potts	Chattanooga (3/20/05)	7	14
3. Jen O'Neill	Texas A&M (3/10/13)	2	13
Shaunda Roberts	Marshall (2/8/96)	3	13
Shaunda Roberts	Auburn (3/1/96)	4	13
Stacey Reed	Western Ky. (12/10/93)	5	13
Jenny Pfeiffer	Oakland (3/15/07)	5	13
Keyla Snowden	LSU (3/3/12)	5	13
9. Sara Potts	High Point (1/6/04)	7	12
Sara Potts	Tennessee (1/29/04)	5	12
Rita Adams	at Auburn (2/6/03)	4	12
Mia Daniel	Auburn (1/16/93)	4	12
Jenny Pfeiffer	Alabama (2/26/06)	6	12
Jenny Pfeiffer	Old Dominion (11/18/06)	5	12
Keyla Snowden	Arkansas-PB (12/21/10)	6	12
Keyla Snowden	Notre Dame (11/21/10)	5	12

Free Throws Made

Player, Opponent (Date)	FTM
1. Bernisha Pinkett vs. Vanderbilt (1/23/11)	15
2. Stacy McIntyre vs. Houston (11/30/92)	14
Valerie Still vs. Charleston (12/19/82)	14
4. Pam Browning vs. Eastern Kentucky (1976-77)	13
Tiffany Wait at Miami (12/20/97)	13
Erica Jackson at Ohio State (11/19/98)	13
Tiffany Wait vs. Georgia (2/7/99)	13
Lydia Watkins at South Alabama (12/30/07)	13
Victoria Dunlap vs. Butler (11/15/09)	13
10. Debbie Miller vs. Tennessee (1/24/86)	12
Jodie Whitaker vs. Ohio (12/28/87)	12
Tracye Davis vs. Ole Miss (2/16/91)	12

Free Throws Attempted

Player, Opponent (Date)	FTA
1. Erica Jackson at Ohio State (11/19/98)	18
Bernisha Pinkett vs. Vanderbilt (1/23/11)	18
Victoria Dunlap at Arkansas (1/6/11)	18
4. Liz Lukschu vs. Morehead (1/22/80)	17
Karen Mosely vs. Auburn (2/2/86)	17
Victoria Dunlap vs. MTSU (12/28/09)	17
A'dia Mathies vs. Liberty (3/20/10)	17
8. Pam Browning vs. Mt. St. Joseph (2/21/77)	16
Valerie Still vs. Charleston (12/19/82)	16
Debbie Miller vs. Tennessee (1/24/86)	16

Free Throw Percentage (min. 10 attempts)

Player, Opponent (Date)	Pct
1. Stacey McIntyre vs. Houston (11/30/92) [14-of-14]	100.0
Jenny Pfeiffer vs. Xavier (12/10/03) [11-of-11]	100.0
Patty Jo Hedges vs. Cincinnati (11/27/82) [10-of-10]	100.0

Bebe Croley vs. Vanderbilt (3/4/88) [10-of-10]	100.0
Kristi Cushenberry vs. Ole Miss (2/23/92) [10-of-10]	100.0
Tiffany Wait vs. LSU (2/26/99) [10-of-10]	100.0
L. Watkins vs. South Alabama (12/30/07) [13-of-13]	100.0

Rebounds

Player	Opponent (Date)	Reb
1. Valerie Still	National College (2/9/82)	27
2. Valerie Still	Rutgers (1/12/80)	26
3. Pam Browning	UT-Martin (1/22/77)	23
Victoria Dunlap	Louisville (12/5/10)	23
5. Valerie Still	UT-Chattanooga (11/30/81)	21
6. Valerie Still	Charleston (12/19/82)	20
Debra Oden	Morehead (3/4/78)	20
Jennifer Humphrey	Auburn (1/21/07)	20
9. J. Humphrey	Arkansas (3/1/07)	19
10. Victoria Dunlap	Butler (11/15/09)	18
Brittany Henderson	Vanderbilt (3/5/11)	18

Assists

Player	Opponent (Date)	Assists
1. Patty Jo Hedges	Cincinnati (1/15/82)	16
2. Patty Jo Hedges	LSU (2/27/82)	15
Sandy Harding	Dayton (1/14/86)	15
4. Patty Jo Hedges	Memphis State (1/3/83)	14
Jodie Whitaker	East Carolina (11/28/87)	14
6. Tracye Davis	Tennessee State (1/30/88)	13
7. Stacey Reed	Detroit (12/1/93)	12
Jodie Whitaker	Miami (2/8/86)	12
Leslie Nichols	Detroit (2/26/86)	12

Blocks

Player	Opponent (Date)	Blks
1. DeNesha Stallworth	Texas A&M (2/18/13)	7
2. Laura Meadows	Nebraska (11/29/99)	6
Lisa Ellis	Middle Tennessee (1/8/89)	6
Jody Runge	Memphis State (1/31/82)	6
Sarah Elliott	NCA&T (12/6/05)	6
6. Sarah Elliott	West Virginia (3/28/05)	5
Shantia Owens	Ole Miss (1/10/99)	5
Shantia Owens	Winthrop (1/3/00)	5
Lisa Ellis	Kentucky State (1/16/89)	5
Leslie Nichols	Old Dominion (1/10/86)	5
Sarah Elliott	Louisville (12/20/07)	5
Sarah Elliott	James Madison (3/26/08)	5
Sarah Elliott	Marquette (3/30/08)	5
Jenn'e Jackson	Furman (12/6/08)	5
Victoria Dunlap	Mississippi State (3/6/10)	5

Steals

Player	Opponent (Date)	Steals
1. Leslie Nichols	Louisville (2/14/86)	11
2. Rita Adams	VCU (12/16/01)	9
A'dia Mathies	Nebraska Omaha (11/23/11)	9
4. 13 players		8
Last, Victoria Dunlap vs. Louisville (12/20/09) and A'dia Mathies vs. Mississippi Valley State (1/11/10)		

KENTUCKY TEAM & INDIVIDUAL RECORDS

SINGLE GAME

Points	121 vs. Kentucky State (11/24/89)
Field Goals Made	53 vs. Kentucky State (11/24/89)
Field Goals Attempted	101 vs. Marshall (2/1/78)
Field Goal Percentage	741 vs. Alabama (2/7/87) [35-of-49]
3-point Field Goals Made	14 vs. Mississippi State (1/8/12) [14-of-30]
3-point Field Goals Attempted	32 vs. UCLA (12/28/94) [8-of-32] and vs. Southern Miss (11/19/11) [9-of-32]
3-point Field Goal %	78.6 vs. Miami (Ohio) [11-of-14], 12/21/02
Free Throws Made	36 vs. Louisville (12/20/09) and Miami (11/14/10)
Free Throws Attempted	54 at Miami (11/14/10)
Free Throw Percentage	1.000 vs. Morehead (1977); Chattanooga (3/20/04) [11-of-11] and Missouri (1/13/13) [12-of-12]
Rebounds	66 vs. Rutgers (1/12/80); vs. National College (2/9/82)
Assists	33 vs. Michigan (1/23/82) and @ Detroit-Mercy (12/28/83)
Steals	28 vs. West Virginia (12/12/93)
Turnovers Forced	49 vs. Arkansas-Pine Bluff (12/11/11)
Blocked Shots	19 vs. North Carolina A&T (12/6/06)

SEASON

Points	2,733 (1977-78) (35 games)
Field Goals Made	1,096 (1977-78)
Field Goals Attempted	2,550 (1977-78)
Field Goal Percentage	513 (1983-84) [897-of-1,747]
3-point Field Goals Made	240, 2012-13 [240-of-731 in 36 games]
3-point Field Goals Attempted	731 (2012-13) [240-of-731 in 36 games]
3-point Field Goal Percentage	380 (2002-03) [158-of-416 in 27 games]
Free Throws Made	631 (2009-10)
Free Throws Attempted	891 (2009-10)
Free Throw Percentage	778 (1983-84) [328-of-416]
Rebounds	1,426 (1977-78) [35 games]
Assists	665 (1981-82) [32 games]
Steals	429 (2012-13) [36 games]
Turnovers Forced	939 (2011-12) [35 games]
Blocked Shots	181 (2012-13) [36 games]

INDIVIDUAL RECORDS

SINGLE GAME

Points	42, Valerie Still vs. Charleston (12/19/82)
Field Goals Made	18, Valerie Still @ Florida (2/20/82)
Field Goals Attempted	29, Pam Browning @ Central Missouri (12/18/76)
Field Goal Percentage (min. 10 made)	1.000, Lisa Collins vs. LSU (3/3/84) [10-of-10]
3-point Field Goals Made	7, Sara Potts vs. High Point (1/6/04) [7-of-12]; Chattanooga (3/20/05) [7-of-14]
3-point Field Goals Attempted	17, Shaunda Roberts vs. South Carolina (1/24/96) [5-of-17]
3-point Field Goal Percentage	60.0, Sara Potts vs. Alabama (2/23/03) [6-of-10]; Tedra Eberhart vs. Detroit-Mercy (12/1/93) [6-of-10]
Free Throws Made	15, Bernisha Pinkett vs. Vanderbilt (1/23/11)
Free Throws Attempted	18, Erica Jackson vs. Ohio State (11/19/98)
	18, Bernisha Pinkett vs. Vanderbilt (1/23/11)
	18, Victoria Dunlap at Arkansas (1/6/11)
Free Throw Percentage (min. 10 att.):	1.000, (4 times), most by Stacy McIntyre vs. Houston (11/30/91) [14-of-14]; last by Lydia Watkins at South Alabama (12/30/07) [13-of-13]
Rebounds	27, Valerie Still vs. National College (2/9/82)
Assists	16, Patty Jo Hedges vs. Cincinnati (1/15/82)
Blocks	7, DeNesha Stallworth vs. Texas A&M (2/18/97)
Steals	11, Leslie Nichols vs. Louisville (2/14/86)

SEASON

Points	794, Valerie Still (1981-1982)
Field Goals Made	329, Valerie Still (1981-82)
Field Goals Attempted	565, Valerie Still (1981-82)

Field Goal Percentage (min. 100 att.)	617, Liz Lukschu (1979-80) [169-of-275]
3-point Field Goals Made	81, Sara Potts (2004-05) [81-of-223]
3-point Field Goals Attempted	223, Sara Potts (2004-05) [81-223]
3-point Field Goal Percentage	454, Sara Potts (2002-03) [74-of-163]
Free Throws Made	196, Pam Browning (1976-77)
Free Throws Attempted	263, Pam Browning (1976-77)
Free Throw Percentage (min. 75 att.):	887, Jenny Pfeiffer (2005-06) [94-of-106]
Rebounds	457, Valerie Still (1981-82)
Assists	209, Patty Jo Hedges (1981-82) [32 games]
Blocks	66, Victoria Dunlap (2009-10) [35 games]
Steals	107, Victoria Dunlap (2009-10) [35 games]
Most Games Played	36, twice (2012-13 [30-6] and (2009-10) [28-8])
Most Games Started	36, Amber Smith and A'dia Mathies (2009-10) and A'dia Mathies, Bria Goss, Samarie Walker, Kastine Evans (2012-13)
Most Minutes Played	1,151, A'dia Mathies (2009-10)

CAREER

Points	2,763, Valerie Still (1979-83)
Field Goals Made	329, Valerie Still (1981-82)
Field Goals Attempted	1,931, Valerie Still (1979-83)
Field Goal Percentage (min. 400 att.)	586, Liz Lukschu (1977-81) [586-of-999]
3-point Field Goals Made	271, Sara Potts (2001-05) [271-of-719]
3-point Field Goals Attempted	719, Sara Potts (2001-05) [271-of-719]
3-point Field Goal Percentage	397, Kristi Cushenberry (1988-92) [110-of-277]
Free Throws Made	527, Valerie Still (1979-83)
Free Throws Attempted	748, Valerie Still (1979-83)
Free Throw Percentage (min. 200 att.):	861, Jenny Pfeiffer (2003-07) [247-of-287]
Rebounds	1,525, Valerie Still (1979-83)
Assists	731, Patty Jo Hedges (1979-83) [120 games]
Blocks	195, Sarah Elliott (2005-08) [132 games]
Steals	320, A'dia Mathies (2010-13) [140 games]
Most Games Played	140, A'dia Mathies (2010-13)
Most Games Started	139, A'dia Mathies (2010-13)
Most Minutes Played	4,230, A'dia Mathies (2010-13)

ADDITIONAL RECORDS

All-Time Record: 686-477 (.589) [39 years]
All-Time SEC Record: 158-219 (.419 pct.) [31 years] (regular-season games)
Most SEC Wins In a Season: 13 (2011-12 and 2012-13)
All-Time SEC Tournament Record: 27-35 (.435)
All-Time NCAA Tournament Record: 14-10 (.583)
Memorial Coliseum Record: 372-141 (72.5) [38 years]
Rupp Arena Record: 22-12 (64.7)
Most Wins In a Season: 30 (2012-13) [6 losses]
Most Losses In a Season: 21 (2000-01)
Consecutive Wins In a Season: 17 (2012-13)
Consecutive Regular-Season SEC Wins: 10 (2011-12)
Consecutive Home Court Wins: 34 (Feb. 13, 2011 to Feb. 3, 2013)
Consecutive Home Court Defeats: 8 (2001-02)
Consecutive Road Wins: 6 (1976-77) and 1991 (Feb. 6-Dec.7)
Consecutive SEC Road Wins: 4 (2011-12 and 2005-06)
Most Consecutive Losses In a Season: 13 (2001-02)

SCORING

Team Records

Most Points

Half: 64 vs. Miami (2/8/86, 2nd half) and Nebraska (3/13/99, 2nd half)

Game: 121 vs. Kentucky State (11/24/89)

By an Opponent: 110 vs. Tennessee (1/21/01)

Game (both teams): 210 - UK 108 vs. Miami (Ohio) 102 OT (12/21/02)

Home Floor: 121 vs. Kentucky State (11/24/89)

Opponent's Floor: 107 @ Detroit (12/28/83)

Season: 2,733 (1977-78) (35 games)

In a Losing Game: 94 @ Ohio State (1/7/92)

Largest Halftime Lead: 36 vs. Miami (Ohio) [57-21] (12/01/09)

Largest Deficit Overcome to Win a Game:

-19 - Miami (Ohio), 53-34, 16:27 in second half, (won, 77-71) 11/21/00

Margin of Victory: 77 vs. Kentucky State [121-44] (11/24/89)

Highest Scoring Average

Season: 83.5 (1979-80) [2,421 in 29 games]

Highest Scoring Margin

Season: +17.5 (2011-12)

Fewest Points

Game: 38, twice, last vs. Tennessee (1/21/01)

Season: 1,657 (1996-97) [27 games]

Both Teams: 88 (UK 43 @ Arkansas 45) (1/23/93)

Allowed in a Season: 2,054 (2000-01) [27 games]

Allowed in a Game: 23 vs. Alcorn State (12/28/12)

Half by an Opponent: 9 vs. Charleston So. (12/10/04)

Worst Defeat: 72 vs. Tennessee [38-110] (1/21/01)

Individual Records

Points Scored

Game: 42, Valerie Still vs. Charleston (12/19/82)

Season: 794, Valerie Still (1981-1982)

Career: 2,763, Valerie Still (1979-83)

Highest Scoring Average

Season (min. 20 games): 25.5, Pam Browning (1976-77)

Career (min. 40 games): 23.2, Valerie Still (1979-83)

Career Leaders

Scoring Average

Player	Career	G	Pts	Avg
1. Valerie Still	1979-83	119	2,763	23.2
2. Leslie Nichols	1982-86	111	1,797	18.2
3. Pam Browning	1974-78	n/a	1,598	14.9
4. Adia Mathies	2010-13	140	2,014	14.4
5. Bebe Croley	1984-88	94	1,399	14.2
6. Victoria Dunlap	2008-11	133	1,846	13.9
7. SeSe Helm	2000-04	108	1,487	13.8
8. Sara Potts	2001-05	117	1,563	13.4
9. Stacey Reed	1991-95	114	1,482	13.0
10. Jodie Whitaker	1985-89	111	1,433	12.9

Single-Season Leaders

Points

Player	Season	G	Avg	Pts
1. Valerie Still	1981-82	32	24.8	794
2. Valerie Still	1982-83	28	25.0	700
3. Pam Browning	1976-77	26	25.5	663
4. Valerie Still	1979-80	29	22.1	641
5. Victoria Dunlap	2009-10	35	18.1	633

6. Valerie Still	1980-81	30	20.9	628
7. Adia Mathies	2011-12	36	16.1	579
8. Victoria Dunlap	2010-11	33	17.0	562
9. Stacey Reed	1993-94	28	18.2	509
10. Leslie Nichols	1984-85	27	18.4	497

By a Freshman:

Valerie Still	1979-80	29	22.1	641
Adia Mathies	2009-10	36	13.6	491
Bria Goss	2011-12	35	11.0	384
Samantha Mahoney	2004-05	34	10.6	362
Kristi Cushenberry	1988-89	28	12.9	361

By a Sophomore:

Valerie Still	1980-81	30	20.9	628
Leslie Nichols	1983-84	27	18.4	496
Adia Mathies	2010-11	34	12.8	435
Victoria Dunlap	2008-09	32	12.8	411

By a Junior:

Valerie Still	1980-82	28	26.6	746
Victoria Dunlap	2009-10	35	18.1	633
Adia Mathies	2011-12	35	5.0	509

By a Senior:

Valerie Still	1982-83	28	25.0	700
Victoria Dunlap	2010-11	33	17.0	562
Leslie Nichols	1985-86	29	16.7	486

Scoring Average

Player	Season	G	Pts	Avg
1. Pam Browning	1976-77	26	663	25.5
2. Valerie Still	1982-83	28	700	25.0
3. Valerie Still	1981-82	32	794	24.8
4. Valerie Still	1979-80	29	641	22.1
5. Valerie Still	1980-81	31	628	20.9
6. Leslie Nichols	1984-85	27	497	18.4
Leslie Nichols	1983-84	27	496	18.4
8. Stacey Reed	1993-94	28	509	18.2
9. Victoria Dunlap	2009-10	35	633	18.1
10. Bebe Croley	1986-87	28	495	17.7

Game Leaders

Points

Player, Opponent (Date)	Pts
1. Valerie Still vs. Charleston (12/19/82)	42
2. Valerie Still vs. Florida (2/20/82)	41
3. Bebe Croley vs. Morehead State (12/20/87)	40
4. Valerie Still vs. Indiana (12/6/80)	39
5. Valerie Still vs. Indiana (12/15/79)	38
Valerie Still vs. Ohio State (12/2/82)	38
Valerie Still @ Rutgers (2/16/83)	38
8. Valerie Still vs. Indiana State (1/17/81)	37
9. Pam Browning vs. Central Mo. and ECU (76-77)	35
Pam Browning vs. Eastern Kentucky (76-77)	35
Valerie Still @ Georgia (2/6/82)	35
Valerie Still @ Murray State (12/10/80)	35

By a Freshman:

Valerie Still vs. Indiana (12/15/79) 38

By a Sophomore:

Valerie Still vs. Indiana (12/6/80) 39

By a Junior:

Valerie Still vs. Florida (2/20/82) 41



Adia Mathies averaged 14.4 points per game in her career and that currently ranks fourth on the all-time scoring average list.

By a Senior:

Valerie Still vs. Charleston (12/19/82) 42

Most Points in First Varsity Game (Since 1979-80)

Player, Opponent (Date)	Pts
1. Maria Donhoff vs. n/a (1977-78)	20
Laura Meadows @ Indiana (11/18/97)	20
3. Valerie Still at Cincinnati (12/1/79)	18
4. Carly Ormerod vs. IUPUI (11/18/05)	17
5. Mary Custard vs. American (11/25/88)	14
6. Pattresa Leonard vs. Kentucky State (11/24/89)	13
Adia Mathies vs. Boston (11/13/09)	13
7. Debbie Hoskins vs. Louisville (11/27/87)	12
Josh Mills vs. Kentucky State (11/24/89)	12
Bernisha Pinkett vs. Morehead (11/12/10)	12
10. Tracye Davis vs. Louisville (11/27/87)	11
Carly Morrow vs. USC-Upstate (11/10/07)	11

YEAR-BY-YEAR SCORING — TOTAL POINTS LEADERS

Year	Player	Cl	Pos.	G	Pts	Avg.
1974-75	Pam Browning	FR	C	26	297	11.4
1975-76	Pam Browning	SO	C	20	268	13.4
1976-77	Pam Browning	JR	C	26	663	25.5
1977-78	Maria Donhoff	FR	G	33	413	12.5
1978-79	Liz Lukschu	SO	C	29	400	14.8
1979-80	Valerie Still	FR	C	29	641	22.1
1980-81	Valerie Still	SO	C	31	628	20.9
1981-82	Valerie Still	JR	C	32	794	24.8
1982-83	Valerie Still	SR	C	28	700	25.0
1983-84	Leslie Nichols	SO	F	27	496	18.4
1984-85	Leslie Nichols	JR	F	27	497	18.4
1985-86	Leslie Nichols	SR	F	29	486	16.7
1986-87	Bebe Croley	JR	F	28	495	17.7
1987-88	Bebe Croley	SR	F	23	402	17.5
1988-89	Kristi Cushenberry	FR	G/F	28	361	12.9
1989-90	Vanessa Foster-Sutton	SR	C	31	388	12.5
1990-91	Stacy McIntyre	JR	F	29	434	15.0
1991-92	Stacy McIntyre	SR	F	30	483	16.1
1992-93	Jocelyn Mills	SR	C	28	432	15.4
1993-94	Stacey Reed	JR	G	28	509	18.2
1994-95	Stacey Reed	SR	G	28	387	13.8
1995-96	Shaunda Roberts	SO	F	27	481	17.8
1996-97	Shaunda Roberts	JR	F	24	182	13.0
1997-98	Jaye Barnes	JR	F	28	411	14.7
1998-99	Tiffany Wait	JR	G	32	437	13.7
1999-2000	LaTonya McDole	SO	F	29	335	11.6
2000-01	LaTonya McDole	JR	F	27	345	12.8
2001-02	Selia "SeSe" Helm	SO	C	29	492	17.0
2002-03	Rita Adams	SR	G	25	340	13.6
2003-04	Sara Potts	JR	G/F	28	469	16.8
2004-05	Sara Potts	SR	G/F	33	530	15.6
2005-06	Sam Mahoney	SO	G	31	370	11.9
2006-07	Sarah Elliott	JR	C	34	460	13.5
2007-08	Sam Mahoney	SR	G	33	448	13.6
2008-09	Victoria Dunlap	SO	F	32	411	12.8
2009-10	Victoria Dunlap	JR	F	35	633	18.1
2010-11	Victoria Dunlap	SR	F	34	562	17.0
2011-12	A'dia Mathies	JR	G	34	509	15.0
2012-13	A'dia Mathies	SR	G	36	579	16.1

ALL-TIME LEADING SCORERS - VARSITY CAREER (1,000-POINT CLUB)

Player (Position)	Years	Seasons	Games	Average	Points
1. Valerie Still (C)	4	1979-83	119	23.2	2,763
2. A'dia Mathies (G)	4	2010-2013	140	14.4	2,014
3. Victoria Dunlap (F)	4	2008-2011	133	13.9	1,846
4. Leslie Nichols (F)	4	1982-86	111	18.2	1,797
5. Samantha Mahoney (G)	4	2005-2008	132	12.1	1,601
6. Pam Browning (C)	4	1974-78	107	14.9	1,598
7. Sara Potts (G/F)	4	2001-2005	117	13.4	1,563
8. Sarah Elliott (C)	4	2005-2008	132	11.4	1,502
9. Elisabeth Lukschu (C)	4	1977-81	119	12.5	1,488
10. Selia "SeSe" Helm (C)	4	2000-2004	108	13.8	1,487
11. Stacey Reed (G)	4	1991-95	114	13.0	1,482
12. Tiffany Wait (G)	5	1995-2000	122	11.8	1,445
13. Jodie Whitaker (G)	4	1985-89	111	12.9	1,433
14. Kristi Cushenberry (G)	4	1988-92	118	11.5	1,358
15. Belitta Croley (F)	4	1984-88	94	14.2	1,339
16. Stacy McIntyre (F)	4	1988-92	116	10.5	1,215
17. Maria Donhoff (G)	4	1977-81	121	9.8	1,187
18. LaTonya McDole (F)	4	1998-2002	117	10.1	1,180
19. Lea Wise (G)	4	1979-83	120	9.8	1,179
20. Patty Jo Hedges (G)	4	1979-83	120	9.8	1,176
20. Jocelyn Mills (C)	4	1989-93	103	11.4	1,170
22. Karen Mosley (F)	4	1982-86	109	10.4	1,135
23. Janet Timperman (G)	4	1975-79	N/A	N/A	1,080
24. Tedra Eberhart (G)	4	1990-94	113	9.5	1,071
25. Kim Denkins (C)	4	1994-98	107	9.9	1,057
26. Debbie Miller (G)	4	1983-87	109	8.5	1,031
27. Laura Meadows (F)	3	1997-2000	89	11.5	1,024
28. Sandy Harding (G)	4	1983-87	111	9.2	1,023

QUICKEST TO 1,000 POINTS (BY GAMES PLAYED)

Name	Years	Games to 1,000	Date	Opponent	Total Points	Total Games
1. Valerie Still	1979-83	44	1/27/81	Eastern Kentucky	2,763	119
2. Leslie Nichols	1982-86	66	12/29/84	Old Dominion	1,797	111
3. Selia Helm	2000-2004	73	2/9/03	Vanderbilt	1,487	108
4. A'dia Mathies	2010-2013	74	11/19/11	Southern Miss	1,435	104
4. Victoria Dunlap	2008-2011	85	1/31/10	Mississippi State	1,846	133



Junior guard Bria Goss needs just 298 points to become the 29th member of UK's 1,000-point club. She has compiled 702 points in 71 games in her two-year career.

FIELD GOALS

Team Records

Field Goals Made

Game: 53 vs. Kentucky State (11/24/89)
Season: 1,096 (1977-78)

Field Goals Attempted

Game: 101 vs. Marshall (2/1/78)
Season: 2,550 (1977-78)

Field Goal Percentage

First Half: .755 vs. Marshall (11/22/85) [25-of-34]
Second Half: .833 vs. Alabama (2/7/87) [20-of-24]
Game: .741 vs. Alabama (2/7/87) [35-of-49]
Season: .513 (1983-84) [897-of-1,747]
By an Opponent in a Season: .473 (2000-01) [756-of-1,600]

Individual Records

Field Goals Made

Game: 18, Valerie Still @ Florida (2/20/82)
Season: 329, Valerie Still (1981-82)
Career: 1,118, Valerie Still (1979-83)

Field Goals Attempted

Game: 29, Pam Browning @ Central Missouri (12/18/76)
Season: 565, Valerie Still (1981-82)
Career: 1,931, Valerie Still (1979-83)

Field Goal Percentage

Game (min. 10 made): 1.000, Lisa Collins vs. LSU (3/3/84) [10-of-10]
Season (min. 100 att.): .617, Liz Lukschu (1979-80) [169-of-275]
Career (min. 400 att.): .586, Liz Lukschu (1977-81) [586-of-999]

Career Leaders

Field Goals Made

Table with 5 columns: Player, Seasons, G, FGA, FGM. Lists top 10 career leaders for field goals made.

Field Goals Attempted

Table with 5 columns: Player, Seasons, G, FGA, FGM. Lists top 10 career leaders for field goals attempted.

Field Goal Percentage (min. 400 attempts)

Table with 5 columns: Player, Seasons, FGM, FGA, Pct. Lists top 10 career leaders for field goal percentage.

Single-Season Leaders

Field Goals Made

Table with 5 columns: Player, Season, G, FGA, FGM. Lists single-season leaders for field goals made.

By a Freshman:

256 Valerie Still (463 atts.) ...1979-80

By a Sophomore:

260 Valerie Still (447 atts.) ...1980-81

By a Junior:

Table showing individual records for field goals made by a senior.

Field Goals Attempted

Table with 5 columns: Player, Season, G, FGM, FGA. Lists top 10 field goals attempted.

By a Freshman:

463 Valerie Still (made 256) ...1979-80

By a Sophomore:

447 Valerie Still (made 260) ...1980-81

By a Junior:

565 Valerie Still (made 329) ...1981-82

By a Senior:

487 Adia Mathies (made 207) ...2012-13

Field Goal Percentage (min. 150 attempts)

Table with 5 columns: Player, Season, FGM, FGA, Pct. Lists top 10 field goal percentages.

By a Freshman:

55.8 Sarah Elliott (149-of-267) ...2004-05

By a Sophomore:

58.1 Valerie Still (260-of-447) ...1980-81

By a Junior:

61.7 Liz Lukschu (169-of-275) ...1979-80

By a Senior:

60.0 Liz Lukschu (161-of-268) ...1980-81

Single-Game Leaders

Field Goals Made

Table with 2 columns: Player, Opponent (Date), FGM. Lists single-game leaders for field goals made.

Field Goals Attempted

Table with 2 columns: Player, Opponent (Date), FGA. Lists single-game leaders for field goals attempted.

Field Goal Percentage (min. 10 attempts)

Table with 2 columns: Player, Opponent (Date), Pct. Lists single-game leaders for field goal percentage.

YEAR-BY-YEAR FIELD GOAL PERCENTAGE LEADERS (MIN. 100 MADE)

Large table with 7 columns: Year, Name, Class, Pos., FG, FGA, Pct. Lists year-by-year field goal percentage leaders.

THREE-POINT FIELD GOALS

Team Records

3-point Field Goals Made

Game: 14 vs. Mississippi State (1/8/12) [14-of-30]
Half: 11 vs. Detroit (12/1/93) [11 of 19]
Season: 240, 2012-13 [240-of-731 in 36 games]
Both Teams in a Game: 22, UK [14-of-30] - Mississippi State [8-of-11], 1/8/12

3-point Field Goals Attempted

Game: 32 vs. UCLA (12/28/94) [8-of-32]
Season: 731 (2012-13) [240-of-731 in 36 games]

3-point Field Goal Percentage

Game (min. 8 made): 78.6 vs. Miami (Ohio) [11-of-14], 12/21/02
Season: .380 (2002-03) [158-of-416 in 27 games]

Individual Records

3-point Field Goals Made

Half: 5, Keyla Snowden vs. UT Martin (12/22/09) [5-of-6]; Amani Franklin vs. UC Santa Barbara (12/21/08) [5-of-6]; Sara Potts vs. Chattanooga (3/20/05) [7-of-14]; A'adia Mathies vs. Alabama (1/06/13) [5-of-7]
Game: 7, Sara Potts vs. High Point (1/6/04) [7-of-12]; Chattanooga (3/20/05) [7-of-14]
Season: 81, Sara Potts (2004-05) [81-of-223]
Career: 271, Sara Potts (2001-05) [271-of-719]

3-point Field Goals Attempted

Game: 17, Shaunda Roberts vs. South Carolina (1/24/96) [5-of-17]
Season: 223, Sara Potts (2004-05) [81-223]
Career: 719, Sara Potts (2001-05) [271-of-719]

3-point Field Goal Percentage

Game (min. 10 att.): 60.0, Sara Potts vs. Alabama (2/23/03) [6-of-10]; Tedra Eberhart vs. Detroit-Mercy (12/1/93) [6-of-10]
Season (min. 100 att.): .454, Sara Potts (2002-03) [74-of-163]
Career (min. 200 att.): .397, Kristi Cushenberry (1988-92) [110-of-277]

Career Leaders

3-point Field Goals Made

Player	Seasons	Pct	3FGA	3FG
1. Sara Potts	2001-05	.377	719	271
2. A'adia Mathies	2010-13	.368	481	177
3. Keyla Snowden	2010-12	.369	477	176
4. Stacey Reed	1991-95	.320	548	175
5. Jenny Pfeiffer	2003-07	.347	467	162
6. Tiffany Wait	1995-2000	.361	319	115
7. Sam Mahoney	2005-08	.318	355	113
8. Kristi Cushenberry	1988-92	.397	277	110
9. Carly Morrow	2008-11	.273	395	108
10. Shaundra Roberts	1994-96	.362	284	103

3-point Field Goals Attempted

Player	Seasons	Pct	3FG	3FGA
1. Sara Potts	2001-05	.377	271	719
2. Stacey Reed	1991-95	.320	176	548
3. A'adia Mathies	2010-13	.368	177	481
3. Keyla Snowden	2010-12	.369	176	477
4. Jenny Pfeiffer	2003-07	.347	162	467
5. Carly Morrow	2008-11	.273	108	395
6. Christina Jansen	1992-96	.252	98	388
7. Sam Mahoney	2005-08	.318	113	355
8. Tiffany Wait	1995-2000	.361	115	319
9. Carly Ormerod	2006-09	.375	101	315
10. Natalie Martinez	1996-2000	.342	100	292

3-pt Field Goal Percentage (min. 200 att.)

Player	Seasons	3FG	3FGA	Pct
1. Kristi Cushenberry	1988-92	110	277	39.7
2. Sara Potts	2001-05	271	719	37.7
3. Keyla Snowden	2010-12	176	477	36.9
4. Jodie Whitaker	1985-89	80	217	36.8
A'adia Mathies	2010-13	177	481	36.8
6. Shaunda Roberts	1994-96	103	284	36.2
7. Tiffany Wait	1995-2000	115	319	36.1
8. Jennifer O'Neill	2010-present	88	246	35.8

9. Mia Daniel	1989-93	90	253	35.5
10. Jenny Pfeiffer	2003-07	162	467	34.7

Single-Season Leaders

3-point Field Goals Made

Player	Year	Pct	3FGA	3FG
1. Sara Potts	2004-05	.363	223	81
2. Sara Potts	2002-03	.454	163	74
3. A'adia Mathies	2012-13	.422	173	73
4. Jennifer O'Neill	2012-13	.356	188	67
5. Sara Potts	2003-04	.354	186	66
6. Stacey Reed	1992-93	.386	168	65
Keyla Snowden	2010-11	.380	171	65
8. Shaunda Roberts	1995-96	.367	174	64
9. Keyla Snowden	2011-12	.345	174	60
10. Jenny Pfeiffer	2006-07	.324	176	57

By a Freshman:

50 Sara Potts (147 atts.)2001-02

By a Sophomore:

74 Sara Potts (163 atts.)2002-03

By a Junior:

66 Sara Potts (186 atts.)2003-04

By a Senior:

81 Sara Potts (223 atts.)2004-05

3-point Field Goals Attempted

Player	Year	Pct	3FG	3FGA
1. Sara Potts	2004-05	36.3	81	223
2. Jennifer O'Neill	2012-13	.356	67	188
3. Jenny Pfeiffer	2006-07	32.4	57	176
4. Shaunda Roberts	1995-96	36.8	64	174
5. Keyla Snowden	2011-12	34.5	60	174
6. A'adia Mathies	2012-13	.422	73	173
7. Stacey Reed	1992-93	38.7	65	168
8. Carly Morrow	2008-09	29.4	48	163
Sara Potts	2002-03	45.4	74	163
10. Christina Jansen	1994-95	25.8	39	151

3-pt Field Goal Pct. (min. 100 att.)

Player	Year	3FG	3FGA	Pct
1. Sara Potts	2002-03	74	163	45.4
2. A'adia Mathies	2012-13	73	173	42.2
3. Tiffany Wait	1998-99	46	110	41.8
4. Stacey Reed	1992-93	65	168	38.7
5. Keyla Snowden	2009-10	51	132	38.6

6. Jodie Whitaker	1987-88	48	126	38.1
7. Keyla Snowden	2010-11	65	171	38.0
8. A'adia Mathies	2011-12	51	135	37.8
9. Tedra Eberhart	1993-94	38	101	37.6
10. Amani Franklin	2008-09	46	12	36.8
Shaunda Roberts	1995-96	64	174	36.8

By a Freshman:

41.5 Carly Ormerod (49-118)2005-06

By a Sophomore:

45.4 Sara Potts (74-163)2002-03

By a Junior:

41.8 Tiffany Wait (46-100)1998-99

By a Senior:

42.2 A'adia Mathies (73-173)2012-13

Single-Game Highs

3-point Field Goals Made

Player	Opp (Date)	3FGA	3FG
1. Sara Potts	High Point (1/6/04)	12	7
	Chattanooga (3/20/05)	14	7
2. A'adia Mathies	Dayton (3/26/13)	7	6
Keyla Snowden	UT Martin (12/22/09)	6	6
Keyla Snowden	Arkansas Pine Bluff	12	6
Sara Potts	@ Alabama (2/23/03)	10	6
Jenny Pfeiffer	Long Island (12/15/02)	8	6
Tedra Eberhart	Detroit-Mercy (12/1/93)	10	6
Jenny Pfeiffer	Alabama (2/26/06)	12	6
	Florida (1/12/06)	9	6

3-point Field Goals Attempted

Player	Opp (Date)	3FG	3FGA
1. Shaunda Roberts	So. Carolina (1/24/96)	5	17
2. Sara Potts	Chattanooga (3/20/05)	7	14
3. Jennifer O'Neill	Texas A&M (3/10/13)	2	13
Shaunda Roberts	Marshall (2/8/96)	3	13
Shaunda Roberts	Auburn (3/1/96)	4	13
Stacey Reed	Western Ky. (12/10/93)	5	13
Jenny Pfeiffer	Oakland (3/15/07)	5	13
Keyla Snowden	LSU (3/3/12)	5	13

Consecutive Games Hitting a 3-Point Field Goal:

Season: 16, Sara Potts (2004-05)
Career: 25, Keyla Snowden (Feb. 18, 2010-Jan. 23, 2011)

YEAR-BY-YEAR THREE-POINT LEADERS (MIN. 20 MADE)

Year	Name	Class	Pos.	3FG	3FGA	Pct.
1987-88	Jodie Whitaker	Jr.	G	48	126	38.1
1988-89	Ruth Mountain	Jr.	G/F	22	59	37.3
1989-90	Kristi Cushenberry	So.	G	22	51	43.1
1990-91	Mia Daniel	So.	F	20	50	40.0
1991-92	Mia Daniel	Jr.	F	28	75	37.3
1992-93	Stacey Reed	So.	G	65	168	38.7
1993-94	Tedra Eberhart	Sr.	G/F	38	101	37.6
1994-95	Chrissy Roberts	So.	G	47	130	36.2
1995-96	Shaunda Roberts	So.	F	64	174	36.8
1996-97	Patrice Boyd	Fr.	F	20	50	40.0
1997-98	Laura Meadows	Fr.	G/F	43	129	33.3
1998-99	Tiffany Wait	Jr.	G	46	110	41.8
1999-2000	Natalie Martinez	Sr.	G	28	67	41.8
2000-01	Dasieka Hawthorne	Fr.	G	20	71	28.2
2001-02	Sara Potts	Fr.	G	50	147	34.0
2002-03	Sara Potts	So.	G	74	163	45.4
2003-04	Jenny Pfeiffer	So.	G	29	78	37.2
2004-05	Sara Potts	Sr.	G/F	81	223	36.3
2005-06	Carly Ormerod	Fr.	G	49	118	41.5
2006-07	Jenny Pfeiffer	Sr.	G	57	176	32.4
2007-08	Sam Mahoney	Sr.	G	40	113	35.4
2008-09	Carly Morrow	So.	G	48	163	29.4
2009-10	Keyla Snowden	So.	G	51	132	38.6
2010-11	Keyla Snowden	Jr.	G	65	171	38.0
2011-12	A'adia Mathies	Jr.	G	51	135	37.8
2012-13	A'adia Mathies	Sr.	G	73	173	42.2

FREE THROWS

Team Records

Free Throws Made

Game: 36 vs. Louisville (12/20/09) and Miami (11/14/10)
 Season: 631 (2009-10)

Free Throws Attempted

Game: 54 at Miami (11/14/10)
 Season: 891 (2009-10)

Free Throw Percentage

Game (min. 10 att.): 1.000 vs. Missouri (1/13/13) [12-of-12]; Chattanooga (3/20/04) [11-of-11]; vs. Morehead (1977)
 Season: .778 (1983-84) [328-of-416]

Fewest Free Throws Attempted

Game: 1 @ Vanderbilt (1/19/03); vs. Drake (3/12/86)

Individual Records

Free Throws Made

Game: 15, Bernisha Pinkett vs. Vanderbilt (1/23/11)
 Season: 196, Pam Browning (1976-77)
 Career: 527, Valerie Still (1979-83)

Free Throws Attempted

Game: 18, Erica Jackson vs. Ohio State (11/19/98); Bernisha Pinkett vs. Vanderbilt (1/23/11); Victoria Dunlap at Arkansas (1/6/11)
 Season: 263, Pam Browning (1976-77)
 Career: 748, Valerie Still (1979-83)

Free Throw Percentage

Game (min. 10 att.): 1.000, (4 times), most by Stacy McIntyre vs. Houston (11/30/91) [14-of-14]; last by Lydia Watkins at South Alabama (12/30/07) [13-of-13]
 Season (min. 75 att.): .887, Jenny Pfeiffer (2005-06) [94-of-106]
 Career (min. 200 att.): .861, Jenny Pfeiffer (2003-07) [247-of-287]

Career Leaders

Free Throws Made

Player	Seasons	G	PCT.	FTA	FTM
1. Valerie Still	1979-83	119	.704	748	527
2. Victoria Dunlap	2008-11	133	.623	714	445
3. A' dia Mathies	2010-13	140	.700	590	413
4. Tiffany Wait	1996-2000	122	.792	500	396
5. Sam Mahoney	2005-08	132	.675	545	368
6. Kristi Cushenberry	1989-92	118	.780	407	318
7. Elisabeth Lukschu	1978-81	119	.687	460	316
8. Stacy McIntyre	1989-92	116	.710	416	296
9. Selia Helm	2001-04	108	.789	369	291
10. Leslie Nichols	1983-86	111	.769	368	283

Free Throws Attempted

Player	Seasons	G	PCT.	FTM	FTA
1. Valerie Still	1979-83	119	.861	527	748
2. Victoria Dunlap	2008-11	133	.623	445	714
3. A' dia Mathies	2010-13	140	.700	413	590
4. Sam Mahoney	2005-08	132	.675	368	545
5. Tiffany Wait	1996-2000	122	.792	396	500
6. Liz Lukschu	1978-81	119	.687	316	460
7. Stacy McIntyre	1989-92	116	.710	296	416
8. Kristi Cushenberry	1989-92	118	.780	318	407
9. LaTonya McDole	1999-2002	117	.571	232	406
10. Jocelyn Mills	1990-93	103	.660	267	402

Free Throw Percentage (min. 200 att.)

Player	Seasons	G	FTM	FTA	PCT.
1. Jenny Pfeiffer	2003-07	119	247	287	.861
2. Amani Franklin	2007-10	127	192	233	.824
3. Jodie Whitaker	1986-89	111	211	259	.810
4. Tiffany Wait	1996-2000	122	396	500	.792
5. Debbie Miller	1984-87	109	300	239	.790
6. Selia Helm	2001-04	108	291	369	.789
7. Sara Potts	2002-05	117	188	240	.783
8. Kristi Cushenberry	1989-92	118	318	407	.780
Bria Goss	2011-present	71	184	236	.780
10. Sandy Harding	1984-87	111	173	224	.770

Single-Season Leaders

Free Throws Made

Player	Season	G	FTA	FTM
1. Pam Browning	1976-77	26	263	196
2. Victoria Dunlap	2009-10	35	254	175
3. Valerie Still	1982-83	28	212	154
4. Valerie Still	1981-82	32	199	136
5. Valerie Still	1979-80	29	183	129
6. Stacy McIntyre	1991-92	30	124	160
7. Victoria Dunlap	2010-11	33	206	145
8. Stacey Reed	1993-94	28	162	123
9. Tiffany Wait	1998-99	32	149	121
A' dia Mathies	2010-11	34	178	121

Free Throws Attempted

Player	Season	G	FTM	FTA
1. Pam Browning	1976-77	26	196	263
2. Victoria Dunlap	2009-10	25	175	254
3. Valerie Still	1982-83	28	154	212
4. Victoria Dunlap	2010-11	33	145	206
5. Valerie Still	1981-82	32	136	199
6. Valerie Still	1979-80	29	129	183
7. A' dia Mathies	2010-11	34	121	178
8. Stacey Reed	1993-94	28	123	162
9. Sam Mahoney	2005-08	33	106	161
10. Pam Browning	1977-78	35	112	160
Stacy McIntyre	1991-92	30	124	160

Free Throw Percentage (min. 50 att.)

Player	Season	FTA	Pct
1. Jenny Pfeiffer	2005-06	94	.887
2. Amani Franklin	2008-09	69	.885
3. Sara Potts	2004-05	49	.865
4. Jenny Pfeiffer	2006-07	69	.863
5. SeSe Helm	2001-02	62	.861
6. Keyla Snowden	2011-12	54	.857
7. Jenny Pfeiffer	2003-04	51	.850
Kristi Cushenberry	1988-89	85	100 .850
8. Chanté Bowman	2004-05	49	.845
9. Bria Goss	2012-13	102	86 .843
10. Jody Runge	1983-84	42	50 .840

Consecutive Free Throws Made

Player (Seasons)	FT
1. Jenny Pfeiffer (over nine games) 2005-06	27
2. Debbie Miller (over seven games) 1986-87 Jenny Pfeiffer (over five games) 2005-06	26

4. Diane Stephens (over 14 games) 1982-83	23
5. Sara Potts (over 15 games) 2004-05 Jenny Pfeiffer (over 11 games) 2006-07	22
7. Amani Franklin (over nine games) 2008-09 Stacy McIntyre (over four games) 1991-92	21
9. Amber Smith (over seven games) 2009-10	20
10. Lisa Collins (over five games) 1980-81 Debbie Miller (over five games) 1986-87 Lydia Watkins (over three games) 2007-08	19

Single-Game Leaders

Free Throws Made

Player, Opponent (Date)	FTM
1. Bernisha Pinkett vs. Vanderbilt (1/23/11)	15
2. Stacy McIntyre vs. Houston (11/30/92) Valerie Still vs. Charleston (12/19/82)	14
4. Pam Browning vs. Eastern Kentucky (1976-77) Tiffany Wait at Miami (12/20/97) Erica Jackson at Ohio State (11/19/98) Tiffany Wait vs. Georgia (2/7/99) Lydia Watkins at South Alabama (12/30/07) Victoria Dunlap vs. Butler (11/15/09)	13
10. Debbie Miller vs. Tennessee (1/24/86) Jodie Whitaker vs. Ohio (12/28/87) Tracye Davis vs. Ole Miss (2/16/91)	12

Free Throws Attempted

Player, Opponent (Date)	FTA
1. Erica Jackson at Ohio State (11/19/98) Bernisha Pinkett vs. Vanderbilt (1/23/11) Victoria Dunlap at Arkansas (1/6/11)	18
2. Liz Lukschu vs. Morehead (1/22/80) Karen Moseley vs. Auburn (2/2/86) Victoria Dunlap vs. MTSU (12/28/09) A' dia Mathies vs. Liberty (3/20/10)	17
6. Pam Browning vs. Mt. St. Joseph (2/21/77) Valerie Still vs. Charleston (12/19/82) Debbie Miller vs. Tennessee (1/24/86)	16

Free Throw Percentage (min. 10 attempts)

Player, Opponent (Date)	Pct
1. Stacey McIntyre vs. Houston (11/30/92) [14-of-14] Jenny Pfeiffer vs. Xavier (12/10/03) [11-of-11] Patty Jo Hedges vs. Cincinnati (11/27/82) [10-of-10] Bebe Croley vs. Vanderbilt (3/4/88) [10-of-10] Kristi Cushenberry vs. Ole Miss (2/23/92) [10-of-10] Tiffany Wait vs. LSU (2/26/99) [10-of-10] Lydia Watkins vs. South Alabama (12/30/07) [13-of-13]	100.0

YEAR-BY-YEAR FREE THROW LEADERS (MIN. 50 ATT)

Year	Name	Class	Pos.	FT	FTA	Pct.
1977-78	Linda Edelman	G		38	50	.760
1978-79	Liz Lukschu	So.	C	88	122	.721
1979-80	Patty Jo Hedges	Fr.	G	40	53	.755
1980-81	Lea Wise	So.	G	39	51	.764
1981-82	Lea Wise	Jr.	G	46	63	.730
1982-83	Lea Wise	Sr.	G	62	77	.805
1983-84	Jody Runge	Sr.	C	42	50	.840
1984-85	Sandy Harding	So.	G	60	74	.811
1985-86	Leslie Nichols	Sr.	F	70	87	.804
1986-87	Sandy Harding	Sr.	G	49	67	.802
1987-88	Jodie Whitaker	Jr.	G	80	92	.870
1988-89	Kristi Cushenberry	Fr.	G/F	85	100	.850
1989-90	Kristi Cushenberry	So.	G/F	66	91	.725
1990-91	Karen Killen	Fr.	G	40	51	.784
1991-92	Stacy McIntyre	So.	F	124	160	.775
1992-93	Stacey Reed	Sr.	G	45	56	.804
1993-94	Tedra Eberhart	Sr.	G/F	86	113	.761
1994-95	Stacey Reed	Sr.	G	52	69	.754
1995-96	Shaunda Roberts	So.	F	101	125	.808
1996-97	Shaunda Roberts	Jr.	F	48	59	.814
1997-98	Tiffany Wait	So.	G/F	98	119	.824
1998-99	Tiffany Wait	Jr.	G/F	121	149	.812
1999-2000	Tiffany Wait	Sr.	G/F	79	90	.778
2000-01	SeSe Helm	So.	C	62	72	.861
2001-02	SeSe Helm	Jr.	C	92	115	.800
2002-03	Rita Adams	Sr.	G	55	73	.753
2003-04	Jenny Pfeiffer	So.	G	51	60	.850
2004-05	Sara Potts	Sr.	G/F	77	89	.865
2005-06	Jenny Pfeiffer	Jr.	G	94	106	.887
2006-07	Jenny Pfeiffer	Sr.	G	69	80	.863
2007-08	Amani Franklin	So.	G	56	69	.812
2008-09	Amani Franklin	Jr.	G	69	78	.885
2009-10	Amber Smith	Jr.	PG	115	142	.810
2010-11	Bernisha Pinkett	Fr.	G	63	81	.768
2011-12	Keyla Snowden	Sr.	G	54	63	.857
2012-13	Bria Goss	So.	G	86	102	.843

REBOUNDING

Team Records**Most Rebounds**

Game: 66 vs. Rutgers (1/12/80); vs. National College (2/9/82)

Season: 1,426 (1977-78) [35 games]

By The Opponent: 1,345 (2009-10) [36 games]

Highest Rebounding Average

Season: 48.7 (1979-80) [1,413 in 29 games]

By An Opponent: 39.4 (2002-03) [1,064 in 27 games]

Highest Rebounding Margin

Season: +16.5 (1979-80)

Individual Records**Most Rebounds**

Game: 27, Valerie Still vs. National College (2/9/82)

Season: 457, Valerie Still (1981-82)

Career: 1,525, Valerie Still (1979-83)

Highest Rebounding Average

Season: 16.8, Pam Browning (1974-75) [419 in 25 games]

Career: 12.8, Valerie Still (1979-83) [1,525 in 119 games]

Career Leaders**Rebounds**

Player	Seasons	G	Avg	Reb
1. Valerie Still	1979-83	119	12.8	1,525
2. Victoria Dunlap	2008-11	133	8.3	1,099
3. Jennifer Humphrey	2003-07	129	7.5	964
4. Leslie Nichols	1982-86	111	7.9	877
5. Sarah Elliott	2005-08	132	6.1	800
6. Debra Oden	1976-80	109	7.2	785
7. Kim Denkins	1994-98	107	7.1	762
8. Liz Lukschu	1977-81	119	6.1	722

9. LaTonya McDole	1998-2002	116	6.1	711
10. Jocelyn Mills	1989-93	103	6.8	703

Rebounding Average (min. 50 games played)

Player	Seasons	G	Reb	Avg
1. Valerie Still	1979-83	119	1,525	12.8
2. Victoria Dunlap	2008-11	133	1,099	8.3
3. Leslie Nichols	1982-86	111	877	7.9
4. Samarie Walker	2011-present	61	472	7.7
5. Jennifer Humphrey	2003-07	129	964	7.5
6. Debra Oden	1976-80	109	785	7.2
7. Kim Denkins	1994-98	107	762	7.1
8. Jocelyn Mills	1989-93	103	703	6.8
9. Bebe Croley	1984-88	94	599	6.4
10. SeSe Helm	2000-04	108	672	6.2

Single-Season Leaders**Rebounds**

Player	Season	G	Avg	Reb
1. Valerie Still	1981-82	32	14.3	457
2. Valerie Still	1979-80	29	13.9	403
3. Debra Oden	1977-78	35	10.6	371
4. Jennifer Humphrey	2006-07	34	10.3	351
5. Valerie Still	1982-83	28	12.0	336
6. Valerie Still	1980-81	30	10.9	329
7. Victoria Dunlap	2009-10	35	8.4	293
8. Samarie Walker	2012-13	36	8.1	293
9. Victoria Dunlap	2008-09	32	8.0	290
10. Victoria Dunlap	2010-11	33	8.7	288



Senior forward Samarie Walker led UK in rebounding last season with 293, tying Victoria Dunlap for seventh on the single-season rebounding list.

By a Freshman:

403 Valerie Still1980

By a Sophomore:

371 Debra Oden1978

By a Junior:

457 Valerie Still1982

By a Senior:

351 Jennifer Humphrey2007

Rebounding Average

Player	Season	G	Reb	Avg
1. Pam Browning	1974-75	25	419	16.8
2. Valerie Still	1981-82	32	457	14.3
3. Valerie Still	1979-80	29	403	13.9
4. Valerie Still	1982-83	28	336	12.0
5. Valerie Still	1980-81	30	329	10.9
6. Debra Oden	1977-78	35	371	10.6
7. Jennifer Humphrey	2006-07	34	351	10.3
8. Victoria Dunlap	2008-09	32	290	9.1
9. Leslie Nichols	1984-85	27	247	9.1
10. Kim Denkins	1995-96	27	242	9.0

By a Freshman:

13.9 Valerie Still (403 in 29 games)1980

By a Sophomore:

10.9 Valerie Still (329 in 30 games)1981

By a Junior:

14.3 Valerie Still (457 in 32 games)1982

By a Senior:

12.0 Valerie Still (336 in 28 games)1983

Single-Game Highs**Rebounds**

Player	Opponent (Date)	Reb
1. Valerie Still	National College (2/9/82)	27
2. Valerie Still	Rutgers (1/12/80)	26
3. Pam Browning	UT-Martin (1/22/77)	23
Victoria Dunlap	Louisville (12/5/10)	23
5. Valerie Still	UT-Chattanooga (11/30/81)	21
6. Valerie Still	Charleston (12/19/82)	20
Debra Oden	Morehead (3/4/78)	20
Jennifer Humphrey	Auburn (1/21/07)	20
9. Jennifer Humphrey	Arkansas (3/1/07)	19
10. Victoria Dunlap	Butler (11/15/09)	18
Brittany Henderson	Vanderbilt (3/5/11)	18

By a Freshman:

26 Valerie Still vs. RutgersJan. 12, 1980

By a Sophomore:

20 Debra Oden vs. MoreheadMarch 4, 1978

By a Junior:

27 Valerie Still vs. National CollegeFeb. 9, 1982

By a Senior:

23 Victoria Dunlap vs. LouisvilleDec. 5, 2010

YEAR-BY-YEAR REBOUNDING LEADERS

Year	Name	Class	Pos.	Games	Rebounds	Avg.
1977-78	Debra Oden	So.	F	35	371	10.6
1978-79	Debra Oden	Jr.	F	29	225	7.8
1979-80	Valerie Still	Fr.	F/C	29	403	13.9
1980-81	Valerie Still	So.	F/C	30	329	10.9
1981-82	Valerie Still	Jr.	F/C	32	457	14.3
1982-83	Valerie Still	Sr.	F/C	28	336	12.0
1983-84	Leslie Nichols	So.	F	27	218	8.0
1984-85	Leslie Nichols	Jr.	F	27	247	9.1
1985-86	Leslie Nichols	Sr.	F	29	215	7.4
1986-87	Debbie Miller	Sr.	C	28	223	8.0
1987-88	Belitta Croley	Sr.	F	23	190	8.3
1988-89	V. Foster-Sutton	Jr.	C	28	172	6.1
1989-90	V. Foster-Sutton	Sr.	C	31	236	7.6
1990-91	Jocelyn Mills	So.	C	28	250	8.9
1991-92	Pattresia Leonard	Jr.	F/C	21	127	6.0
1992-93	Jocelyn Mills	Sr.	C	28	210	7.5
1993-94	Stacey Reed	Jr.	G	28	191	6.8
1994-95	Stacey Reed	Sr.	G	28	190	6.8
1995-96	Kim Denkins	So.	C	27	242	9.0
1996-97	Kim Denkins	Jr.	C	25	193	7.7
1997-98	Kim Denkins	Sr.	C	28	185	6.6
1998-99	Shantia Owens	Jr.	C	32	206	6.4
1999-2000	Shantia Owens	Sr.	C	29	219	7.6
2000-01	LaTonya McDole	Jr.	F	27	193	7.1
2001-02	SeSe Helm	So.	C	29	194	6.7
2002-03	SeSe Helm	Jr.	C	27	176	6.5
2003-04	SeSe Helm	Sr.	C	28	190	6.8
2004-05	Jennifer Humphrey	Jr.	F/C	34	199	6.0
2005-06	Jennifer Humphrey	Sr.	F/C	31	264	8.5
2006-07	Jennifer Humphrey	Sr.	F/C	34	351	10.3
2007-08	Victoria Dunlap	Fr.	F	33	228	6.9
2008-09	Victoria Dunlap	So.	F	32	290	9.1
2009-10	Victoria Dunlap	Jr.	F	35	293	8.4
2010-11	Victoria Dunlap	Sr.	F	33	288	8.7
2011-12	Samarie Walker	So.	F	25	179	7.2
2012-13	Samarie Walker	Jr.	F	36	293	8.1

ASSISTS

Team Records

Most Assists

Game: 33 vs. Michigan (1/23/82) and @ Detroit-Mercy (12/28/83)

Season: 665 (1981-82) [32 games]

Most Assists Per Game

Season: 20.8, (1981-82) [665 in 32 games]

Individual Records

Most Assists

Game: 16, Patty Jo Hedges vs. Cincinnati (1/15/82)

Season: 209, Patty Jo Hedges (1981-82) [32 games]

Career: 731, Patty Jo Hedges (1979-83) [120 games]

Most Assists Per Game

Season: 7.1, Patty Jo Hedges (1979-83) [200 in 28 games]

Career: 6.4, Sandy Harding (1983-87) [706 in 111 games]

Career Leaders

Assists

Player	Seasons	G	Avg	Asst
1. Patty Jo Hedges	1980-83	120	6.091	731
2. Sandy Harding	1983-87	111	6.360	706
3. Jodie Whitaker	1985-89	111	4.180	464
Lea Wise	1979-83	120	3.866	464
5. Stacey Reed	1991-95	114	3.877	442
6. Amber Smith	2008-12	123	3.455	425
7. Rita Adams	1999-2003	110	3.636	400
8. Tracye Davis	1987-91	113	3.247	367
9. A'dia Mathies	2010-13	140	2.493	349
10. Tiffany Wait	1995-2000	122	2.778	339

Assists Per Game

Player	Seasons	G	Asst	Avg
1. Sandy Harding	1983-87	111	706	6.360
2. Patty Jo Hedges	1979-83	120	731	6.091
3. Jodie Whitaker	1985-89	111	464	4.180
4. Stacey Reed	1991-95	114	442	3.877
5. Lea Wise	1979-83	120	464	3.866
6. Amber Smith	2008-12	123	425	3.455
7. Angela Phillips	2003-05	62	230	3.710
8. Rita Adams	1999-2003	110	400	3.636
9. Tracye Davis	1987-91	113	367	3.247
10. Leslie Nichols	1982-86	111	323	2.909

Single-Season Leaders

Assists

Player	Season	G	Avg	Assists
1. Patty Jo Hedges	1981-82	32	6.53	209
2. Patty Jo Hedges	1982-83	28	7.14	200
3. Sandy Harding	1986-87	28	6.60	185
4. Sandy Harding	1985-86	28	6.53	183
5. Patty Jo Hedges	1980-81	31	5.83	181
6. Jodie Whitaker	1987-88	29	6.10	177
7. Sandy Harding	1984-85	27	6.29	170
8. Sandy Harding	1983-84	28	6.00	168
9. Rita Adams	2001-02	29	5.58	162
10. Amber Smith	2009-10	36	4.47	161
11. Malinka Salhi	1989-90	31	4.70	146
12. Patty Jo Hedges	1979-80	29	4.86	141
13. Stacey Reed	1993-94	28	4.92	138
14. Lea Wise	1981-82	32	4.18	134
15. Erica Jackson	1998-99	31	4.16	129
16. Christina Jansen	1995-96	27	4.70	127
17. Lea Wise	1982-83	28	4.46	125
18. Debbie Mack	1977-78	35	3.51	123
19. Carly Ormerod	2006-07	34	3.58	122
20. Angela Phillips	2003-04	28	4.25	119
Jodie Whitaker	1985-86	29	4.10	119
22. Leslie Nichols	1985-86	29	4.00	116
23. Tracye Davis	1990-91	26	4.34	113
Stacey Reed	1994-95	28	4.03	113
25. Rita Adams	2002-03	27	4.14	112
26. Angela Phillips	2004-05	34	3.36	111

27. Tracye Davis	1989-90	31	3.48	108
28. Lisa Collins	1983-84	28	3.82	107
29. Lea Wise	1980-81	31	3.35	104
30. Tiffany Wait	1996-97	27	3.81	103
31. Geri Grigsby	1978-79	29	3.51	102
Tracye Davis	1987-88	29	3.51	102
33. Lea Wise	1979-80	29	3.48	101
Stacey Reed	1992-93	28	3.60	101
Carly Ormerod	2005-06	31	3.30	101

By a Freshman:

168 Sandy Harding1983-84

By a Sophomore:

181 Patty Jo Hedges1980-81

By a Junior:

209 Patty Jo Hedges1981-82

By a Senior:

200 Patty Jo Hedges1982-83

Assists Per Game

Player	Season	G	Assists	Avg
1. Patty Jo Hedges	1982-83	28	200	7.14
2. Patty Jo Hedges	1981-82	32	209	6.53
3. Sandy Harding	1986-87	28	185	6.60
4. Sandy Harding	1985-86	28	183	6.53
5. Patty Jo Hedges	1980-81	31	181	5.83
6. Jodie Whitaker	1987-88	29	177	6.10
7. Sandy Harding	1984-85	27	170	6.29
8. Sandy Harding	1983-84	28	168	6.00
9. Rita Adams	2001-02	29	162	5.58

Single-Game Highs

Assists

Player	Opponent (Date)	Assists
1. Patty Jo Hedges	Cincinnati (1/15/82)	16
2. Patty Jo Hedges	LSU (2/27/82)	15
Sandy Harding	Dayton (1/14/86)	15
4. Patty Jo Hedges	Memphis State (1/3/83)	14
Jodie Whitaker	East Carolina (11/28/87)	14
6. Tracye Davis	Tennessee State (1/30/88)	13
7. Stacey Reed	Detroit (12/1/93)	12
Jodie Whitaker	Miami (2/8/86)	12
Leslie Nichols	Detroit (2/26/86)	12

YEAR-BY-YEAR ASSISTS LEADERS

Year	Player	Class	Pos.	G	Asst.	Avg.
1977-78	Debbie Mack	Jr.	G	35	123	3.5
1978-79	Geri Grigsby	So.	G	29	102	3.5
1979-80	Patty Jo Hedges	Fr.	G	29	141	4.9
1980-81	Patty Jo Hedges	So.	G	31	181	5.8
1981-82	Patty Jo Hedges	Jr.	G	32	209	6.5
1982-83	Patty Jo Hedges	Sr.	G	28	200	7.1
1983-84	Sandy Harding	Fr.	G	28	168	6.0
1984-85	Sandy Harding	So.	G	27	170	6.3
1985-86	Sandy Harding	Jr.	G	28	183	6.5
1986-87	Sandy Harding	Sr.	G	28	185	6.6
1987-88	Jodie Whitaker	Jr.	G	29	177	6.1
1988-89	Jodie Whitaker	Sr.	G	28	78	2.8
1989-90	Malinka Salhi	Sr.	G	31	146	4.7
1990-91	Tracye Davis	Sr.	G	26	113	4.3
1991-92	Stacey Reed	Fr.	G	30	90	3.0
1992-93	Stacey Reed	So.	G	28	101	3.6
1993-94	Stacey Reed	Jr.	G	28	138	4.9
1994-95	Stacey Reed	Sr.	G	28	113	4.0
1995-96	Christina Jansen	Sr.	G	27	127	4.7
1996-97	Tiffany Wait	So.	G/F	27	103	3.8
1997-98	Natalie Martinez	So.	G	28	95	3.4
1998-99	Erica Jackson	Jr.	G	31	129	4.2
1999-2000	Erica Jackson	Sr.	G	29	91	3.1
2000-01	Rita Adams	So.	G	27	88	3.3
2001-02	Rita Adams	Jr.	G	29	162	5.6
2002-03	Rita Adams	Sr.	G	27	68	2.7
2003-04	Angela Phillips	Fr.	G	28	119	4.3
2004-05	Angela Phillips	So.	G	34	111	3.3
2005-06	Carly Ormerod	Fr.	G	31	101	3.3
2006-07	Carly Ormerod	So.	G	34	122	3.6
2007-08	Samantha Mahoney	Sr.	G	33	74	2.2
2008-09	Amber Smith	So.	PG	32	114	3.6
2009-10	Amber Smith	Jr.	PG	36	161	4.5
2010-11	A'dia Mathies	So.	G	34	89	2.6
2011-12	A'dia Mathies	Jr.	G	34	93	3.4
2012-13	Jennifer O'Neill	R-So.	PG	36	99	2.7

BLOCKS



DeNesha Stallworth recorded a school-record seven blocks in last season's thrilling 70-66 win at No. 10/13 Texas A&M.

Team Records

Most Blocks

Game: 19 vs. North Carolina A&T (12/6/06)
Season: 181 (2012-13) [36 games]

Most Blocks Per Game

Season: 5.0 (2012-13) [181 in 36 games]

Individual Records

Most Blocks

Game: 7, DeNesha Stallworth vs. Texas A&M (2/18/13)
Season: 66, Victoria Dunlap (2009-10) [35 games]
Career: 195, Sarah Elliott (2005-08) [132 games]

Most Blocks Per Game

Season: 1.885, Victoria Dunlap (2009-10) [66 in 35 games]
Career: 1.47, Sarah Elliott (2005-08) [195 in 132 games]

Career Leaders

Blocks

Player	Seasons	G	Avg	Blks
1. Sarah Elliott	2005-08	132	1.47	195
2. Victoria Dunlap	2008-11	133	1.34	178
3. Valerie Still	1979-83	119	1.31	156
4. Jennifer Humphrey	2003-07	129	0.83	107
5. Leslie Nichols	1982-86	111	0.92	102
6. Laura Meadows	1997-2000	89	1.17	95
7. Rita Adams	1999-2003	110	0.74	81
Shantia Owens	1998-2000	61	1.33	81
9. Samarie Walker	2012-present	61	1.28	78
10. Jody Runge	1980-84	98	0.75	74

Blocks Per Game (min. 50 blocks)

Player	Seasons	G	Blks	Avg
1. DeNesha Stallworth	2013-present	35	52	1.48
2. Sarah Elliott	2005-08	132	195	1.47
3. Shantia Owens	1998-2000	61	81	1.33
Victoria Dunlap	2008-11	133	178	1.33
5. Valerie Still	1979-83	119	156	1.31
6. Victoria Dunlap	2008-11	100	129	1.29
7. Samarie Walker	2012-present	61	78	1.28
8. Laura Meadows	1997-2000	89	95	1.17
9. Lisa Ellis	1988-90	59	68	1.15
10. Leslie Nichols	1982-86	111	102	.92

Single-Season Leaders

Blocks

Player	Season	G	Avg	Blks
1. Victoria Dunlap	2009-10	35	1.885	66
2. Sarah Elliott	2007-08	33	1.696	56
Samarie Walker	2012-13	36	1.555	56
4. Valerie Still	1980-81	31	1.709	53
5. DeNesha Stallworth	2012-13	35	1.485	52
6. Sarah Elliott	2006-07	34	1.471	50
7. Sarah Elliott	2004-05	34	1.484	49
Victoria Dunlap	2010-11	33	1.484	49
9. Valerie Still	1979-80	29	1.586	46
10. Pattresa Leonard	1990-91	29	1.517	44

By a Freshman:

49 Sarah Elliott2005

By a Sophomore:

53 Valerie Still1981

By a Junior:

66 Victoria Dunlap2010

By a Senior:

56 Sarah Elliott2008

Blocks Per Game (min. 30 blocks)

Player	Season	G	Blks	Avg
1. Victoria Dunlap	2009-10	35	66	1.888
2. Valerie Still	1980-81	31	53	1.709
3. Sarah Elliott	2007-08	33	56	1.696
4. Valerie Still	1979-80	29	46	1.586
5. Samarie Walker	2012-13	36	56	1.555
6. Pattresa Leonard	1990-91	29	44	1.517
7. Sarah Elliott	2004-05	34	49	1.484
8. Shantia Owens	1999-2000	29	43	1.482
9. Sarah Elliott	2006-07	34	50	1.471
10. DeNesha Stallworth	2012-13	35	52	1.485

Single-Game Highs

Blocks

Player	Opponent (Date)	Blks
1. DeNesha Stallworth	Texas A&M (2/18/13)	7
2. Laura Meadows	Nebraska (11/29/99)	6
Lisa Ellis	Middle Tennessee (1/8/89)	6
Jody Runge	Memphis State (1/31/82)	6
Sarah Elliott	NCA&T (12/6/05)	6
6. Sarah Elliott	West Virginia (3/28/05)	5
Shantia Owens	Ole Miss (1/10/99)	5
Shantia Owens	Winthrop (1/3/00)	5
Lisa Ellis	Kentucky State (1/16/89)	5
Leslie Nichols	Old Dominion (1/10/86)	5
Sarah Elliott	Louisville (12/20/07)	5
Sarah Elliott	James Madison (3/26/08)	5
Sarah Elliott	Marquette (3/30/08)	5
Jenn'e Jackson	Furman (12/6/08)	5
Victoria Dunlap	Mississippi State (3/6/10)	5

Note: Records kept since 1978-79 season

YEAR-BY-YEAR BLOCKS LEADERS

Year	Player	Class	Pos	G	Blks	Avg.
1978-79	Liz Lukschu	So.	F/C	29	22	0.7
1979-80	Valerie Still	Fr.	F/C	29	46	1.6
1980-81	Valerie Still	So.	F/C	31	53	1.7
1981-82	Valerie Still	Jr.	F/C	32	39	1.2
1982-83	Leslie Nichols	Fr.	F	28	38	1.3
1983-84	Jody Runge	Jr.	C	28	32	1.1
1984-85	Leslie Nichols	Jr.	F	23	28	1.2
1985-86	Leslie Nichols	Sr.	F	30	29	1.0
1986-87	Debbie Miller	Sr.	G	28	22	0.8
Melanie Warren	Sr.	C	28	22	0.8	
1987-88	Bebe Croley	Sr.	F	29	16	0.5
1988-89	Lisa Ellis	Jr.	C	28	29	1.0
1989-90	Lisa Ellis	Sr.	C	31	39	1.2
1990-91	Pattresa Leonard	So.	F/C	29	44	1.5
1991-92	Jennifer Gray	So.	C	30	18	0.6
1992-93	Jennifer Gray	Jr.	C	28	15	0.5
1993-94	Jennifer Gray	Sr.	C	28	19	0.6
Christe Jordon	Sr.	F	28	19	0.6	
1994-95	Karri Koach	Sr.	C	28	30	1.1
1995-96	Kim Denkins	So.	C	27	15	0.5
1996-97	Kim Denkins	Jr.	C	25	13	0.5
1997-98	Laura Meadows	Fr.	G/F	28	35	1.2
1998-99	Shantia Owens	Jr.	C	32	38	1.2
1999-00	Shantia Owens	Sr.	C	29	43	1.5
2000-01	Rita Adams	So.	G	27	19	0.7
2001-02	Rita Adams	Jr.	G	29	17	0.6
2002-03	Rita Adams	Sr.	G	25	29	1.2
2003-04	Keiko Tate	Jr.	F	26	20	0.8
2004-05	Sarah Elliott	Fr.	C	34	49	1.4
2005-06	Sarah Elliott	So.	C	31	40	1.3
2006-07	Sarah Elliott	Jr.	C	34	50	1.4
2007-08	Sarah Elliott	Sr.	C	33	56	1.6
2008-09	Victoria Dunlap	So.	F	32	38	1.2
2009-10	Victoria Dunlap	Jr.	F	35	66	1.9
2010-11	Victoria Dunlap	Sr.	F	33	49	1.5
2011-12	Azia Bishop	Fr.	C	32	31	0.8
2012-13	Samarie Walker	Jr.	F	36	56	1.5

STEALS

Team Records

Most Steals

Game: 28 vs. West Virginia (12/12/93)
 Season: 429 (2012-13) [36 games]

Most Steals Per Game

Season: 13.1 (1990-91) [29 games]

Individual Records

Most Steals

Game: 11, Leslie Nichols vs. Louisville (2/14/86)
 Season: 107, Victoria Dunlap (2009-10) [35 games]
 Career: 320, Adia Mathies (2010-13) [140 games]

Most Steals Per Game

Season: 3.58, Rita Adams (2001-02) [104 in 29 games]; Leslie Nichols (1985-86) [104 in 29 games]
 Career: 2.71, Stacey Reed (1991-95) [309 in 114 games]

Career Leaders

Steals

Player	Seasons	G	Avg	Stls
1. Adia Mathies	2010-13	140	2.285	320
2. Stacey Reed	1991-95	114	2.710	309
3. Victoria Dunlap	2008-11	133	2.310	307
4. Leslie Nichols	1982-86	111	2.504	278
5. Patty Jo Hedges	1979-83	120	2.266	272
6. Rita Adams	1999-2003	110	2.427	267
7. LaTonya McDole	1998-2002	117	2.076	243
8. Christina Jansen	1992-96	107	2.140	229
9. Sandy Harding	1983-87	111	2.018	224
10. Valerie Still	1979-83	119	1.689	201

Steals Per Game (min. 75 steals)

Player	Seasons	G	Stls	Avg
1. Stacey Reed	1991-95	114	309	2.710
2. Leslie Nichols	1982-86	111	278	2.504
3. Rita Adams	1999-2003	110	267	2.427
4. Victoria Dunlap	2008-11	133	307	2.310
5. Adia Mathies	2010-13	140	320	2.285
6. Patty Jo Hedges	1979-83	120	272	2.266
7. Christina Jansen	1992-96	107	229	2.140
8. LaTonya McDole	1998-2002	117	243	2.076
9. Sandy Harding	1983-87	111	224	2.018

Single-Season Leaders

Steals

Player	Season	G	Avg	Stls
1. Victoria Dunlap	2009-10	35	3.0	107
2. Leslie Nichols	1985-86	29	3.6	104
3. Rita Adams	2001-02	29	3.6	104
4. Victoria Dunlap	2010-11	33	3.0	100
5. Stacey Reed	1993-94	28	3.5	97
6. Adia Mathies	2009-10	36	2.6	93
7. Malinka Salhi	1989-90	31	2.9	90
8. Adia Mathies	2011-12	34	2.5	87
9. Patty Jo Hedges	1980-81	31	2.5	78
10. Stacey Reed	1994-95	28	2.7	75

By a Freshman:

93 Adia Mathies (36 games)2009-10

By a Sophomore:

78 Patty Jo Hedges (31 games)1980-81

By a Junior:

107 Victoria Dunlap (35 games)2009-10

By a Senior:

104 Leslie Nichols (29 games)1985-86

Steals Per Game (min. 30 steals)

Player	Season	G	Stls	Avg
1. Leslie Nichols	1985-86	29	104	3.586
Rita Adams	2001-02	29	104	3.586
3. Stacey Reed	1993-94	28	97	3.464
4. Victoria Dunlap	2009-10	35	107	3.057
5. Malinka Salhi	1989-90	31	90	2.903
6. Leslie Nichols	1984-85	27	74	2.740
7. Stacey Reed	1994-95	28	75	2.678
8. Adia Mathies	2011-12	34	87	2.600
9. Adia Mathies	2009-10	36	93	2.583

Single-Game Highs

Steals

Player	Opponent (Date)	Steals
1. Leslie Nichols	Louisville (2/14/86)	11
2. Rita Adams	VCU (12/16/01)	9
Adia Mathies	Nebraska Omaha (11/22/11)	9
4. 13 players	Last, Victoria Dunlap vs. Louisville (12/20/09) and Adia Mathies vs. Mississippi Valley State (1/11/10)	8
15. Nine players	Last, Kastine Evans vs. Ole Miss (2/2/12)	7

Note: Records kept since 1978-79 season



Kentucky set the new single-season steals record last season with 429 swipes in 36 games.

YEAR-BY-YEAR STEALS LEADERS

Year	Player	Class	Pos	G	Steals	Avg.
1978-79	Janet Timperman	Sr.	G/F	29	52	1.8
1979-80	Patty Jo Hedges	Fr.	G	29	60	2.1
1980-81	Patty Jo Hedges	So.	G	31	78	2.5
1981-82	Patty Jo Hedges	Jr.	G	32	61	1.9
1982-83	Patty Jo Hedges	Sr.	G	28	73	2.6
1983-84	Leslie Nichols	So.	F	27	64	2.4
1984-85	Leslie Nichols	Jr.	F	27	74	2.7
1985-86	Leslie Nichols	Sr.	F	29	104	3.6
1986-87	Bebe Croley	Jr.	G	28	73	2.6
1987-88	Jodie Whitaker	Jr.	G	29	44	1.5
1988-89	Malinka Salhi	Jr.	G	28	48	1.7
1989-90	Malinka Salhi	Sr.	G	31	90	2.9
1990-91	Stacy McIntyre	Jr.	F	29	68	2.3
1991-92	Stacey Reed	Fr.	G	30	69	2.3
1992-93	Stacey Reed	So.	G	28	68	2.4
1993-94	Stacey Reed	Jr.	G	28	97	3.5
1994-95	Stacey Reed	Sr.	G	28	75	2.7
1995-96	Christina Jansen	Sr.	G	27	63	2.3
1996-97	Nikki Hay	Jr.	G	27	50	1.9
1997-98	Tiffany Wait	Jr.	G/F	28	48	1.7
1998-99	Erica Jackson	Jr.	G	31	64	2.1
1999-2000	Erica Jackson	Sr.	G	29	68	2.3
2000-01	LaTonya McDole	Jr.	F	27	77	2.9
2001-02	Rita Adams	Jr.	G	29	104	3.6
2002-03	Rita Adams	Sr.	G	27	68	2.5
2003-04	Sara Potts	Jr.	G	28	38	1.4
Shambrica Jones	Sr.	F	28	38	1.4	
2004-05	Sara Potts	Sr.	G/F	34	40	1.2
2005-06	Nastassia Alcuis	Jr.	G	31	43	1.4
2006-07	Carly Ormerod	Jr.	G	34	41	1.2
2007-08	Victoria Dunlap	Fr.	F	33	43	1.3
2008-09	Victoria Dunlap	So.	F	32	57	1.8
2009-10	Victoria Dunlap	Jr.	F	35	107	3.1
2010-11	Victoria Dunlap	Sr.	F	33	100	3.0
2011-12	Adia Mathies	Jr.	G	34	87	2.6
2012-13	Samarie Walker	Jr.	F	36	72	2.0

STREAKS

Win Streak

Overall

No.	Began	Ended
1.	17 Nov. 17, 2012 vs. High Point (H) 80-46	Jan. 24, 2013 vs. South Carolina (A) 50-55
2.	11 Nov. 13, 2009 vs. Boston (H) 92-58	Dec. 28, 2009 vs. MTSU (A) 51-57
	Jan. 6, 1983 vs. Middle Tennessee (H) 73-68	Feb. 9, 1983 vs. Tennessee (H) 85-95
4.	10 Jan. 1, 2012 vs. Florida (A) 59-56	Feb. 5, 2012 vs. LSU (A) 51-61
	10 Nov. 11, 2011 vs. Morehead State (A) 96-60	Dec. 18, 2011 vs. Notre Dame (A) 83-92
	10 Jan. 5, 1980 vs. South Carolina State (A) 87-72	Feb. 2, 1980 vs. Tennessee (H) 83-91
7.	9 Nov. 30, 1989 vs. Miami (OH) (A) 61-56	Jan. 7, 1990 vs. Vanderbilt (A) 70-79
	9 Dec. 1, 1980 vs. Charleston (H) 94-57	Jan. 11, 1981 vs. Rutgers (A) 67-69
9.	8 Jan. 17, 2010 vs. Alabama (H) 88-63	Feb. 14, 2010 vs. Vanderbilt (A) 55-68
	8 Dec. 8, 2006 vs. Alabama State (H) 75-46	Jan. 6, 2007 vs. Ohio State (A) 51-53
	8 Nov. 18, 2005 vs. IUPUI (H) 81-52	Dec. 18, 2005 vs. #3 LSU (H) 36-66
	8 Dec. 5, 1990 vs. Miami (OH) (H) 72-68	Jan. 6, 1991 vs. LSU (A) 74-78
	8 Nov. 11, 1982 vs. East Carolina (H) 78-67	Jan. 3, 1983 vs. Memphis State (A) 71-75
	8 Feb. 10, 1980 vs. Auburn (N) 88-59	March 6, 1980 vs. N.C. State (A) 63-71
15.	7 Dec. 3, 1987 vs. Ohio State (H) 68-51	Jan. 4, 1988 vs. Florida (A) 58-100
	7 Dec. 20, 1992 vs. Chicago State (N) 95-33	Jan. 16, 1993 vs. Auburn (H) 49-52
	7 March 22, 1990 vs. Maine (N) 76-66	Dec. 2, 1990 vs. Indiana (A) 64-80
	7 Feb. 20, 1982 vs. Florida (A) 89-87	March 20, 1982 vs. La. Tech (A) 60-82
	7 Dec. 21, 1981 vs. UCLA (H) 83-72	Jan. 20, 1982 vs. Old Dominion (A) 68-91
	7 Jan. 13, 1981 vs. Western Kentucky (A) 77-70	Jan. 31, 1981 vs. Auburn (N) 66-70
	7 Jan. 13, 2011 vs. South Carolina (H) 66-48	Feb. 7, 2011 vs. Tennessee (H) 67-73

Single Season

No.	Began	Ended
1.	17 Nov. 17, 2012 vs. High Point (H) 80-46	Jan. 24, 2013 vs. South Carolina (A) 50-55
2.	11 Nov. 13, 2009 vs. Boston (H) 92-58	Dec. 28, 2009 vs. MTSU (A) 51-57
	Jan. 6, 1983 vs. Middle Tennessee (H) 73-68	Feb. 9, 1983 vs. Tennessee (H) 85-95
4.	10 Jan. 1, 2012 vs. Florida (A) 59-56	Feb. 5, 2012 vs. LSU (A) 51-61
	10 Nov. 11, 2011 vs. Morehead State (A) 96-60	Dec. 18, 2011 vs. Notre Dame (A) 83-92
	10 Jan. 5, 1980 vs. South Carolina State (A) 87-72	Feb. 2, 1980 vs. Tennessee (H) 83-91
7.	9 Nov. 30, 1989 vs. Miami (OH) (A) 61-56	Jan. 7, 1990 vs. Vanderbilt (A) 70-79
	9 Dec. 1, 1980 vs. Charleston (H) 94-57	Jan. 11, 1981 vs. Rutgers (A) 67-69
9.	8 Jan. 17, 2010 vs. Alabama (H) 88-63	Feb. 14, 2010 vs. Vanderbilt (A) 55-68
	8 Dec. 8, 2006 vs. Alabama State (H) 75-46	Jan. 6, 2007 vs. Ohio State (A) 51-53
	8 Nov. 18, 2005 vs. IUPUI (H) 81-52	Dec. 18, 2005 vs. #3 LSU (H) 36-66
	8 Dec. 5, 1990 vs. Miami (OH) (H) 72-68	Jan. 6, 1991 vs. LSU (A) 74-78
	8 Nov. 11, 1982 vs. East Carolina (H) 78-67	Jan. 3, 1983 vs. Memphis State (A) 71-75
	8 Feb. 10, 1980 vs. Auburn (N) 88-59	March 6, 1980 vs. N.C. State (A) 63-71

Home Court

No.	Began	Ended
1.	34 Feb. 13, 2011 vs. LSU 49-47	Feb. 3, 2013 vs. Georgia 71-75
2.	30 Feb. 12, 1980 vs. Northern Kentucky 62-61	Jan. 31, 1982 vs. Memphis State 69-70
3.	25 March 19, 2009 vs. Chattanooga 81-76	Jan. 9, 2011 vs. Georgia 59-61
4.	19 Feb. 23, 1982 vs. Louisville 84-80	Feb. 9, 1983 vs. Tennessee 85-95
5.	14 Jan. 31, 1990 vs. Eastern Kentucky 80-59	Jan. 27, 1991 vs. Alabama 65-72
6.	13 Jan. 30, 1984 vs. New Orleans 85-68	Jan. 13, 1985 vs. Old Dominion 63-64
7.	11 Feb. 7, 1987 vs. Alabama 89-80	Jan. 7, 1988 vs. Mississippi State 61-68
	11 Feb. 10, 1979 vs. Detroit 80-61	Feb. 2, 1980 vs. Tennessee 83-91
9.	10 Nov. 19, 2004 vs. Butler 82-44	Jan. 27, 2005 vs. Vanderbilt 67-73
10.	8 Nov. 18, 2005 vs. IUPUI 81-52	Dec. 18, 2005 vs. #3 LSU 36-66

Biggest Wins

Margin	Opponent (Site)	Score	Date
+77	Kentucky State (H)	121-44	Nov. 24, 1989
+75	Jacksonville State (H)	100-25	Nov. 15, 2011
+74	Morris Brown (H)	106-32	Dec. 23, 2002
+72	Arkansas-Pine Bluff (H)	107-35	Dec. 21, 2010
+67	Alcorn State (H)	90-23	Dec. 28, 2012
+66	USC Upstate (H)	100-34	Nov. 25, 2012
+63	National College (H)	109-46	Feb. 22, 1984
+62	Chicago State (N)	95-33	Dec. 20, 1992
+60	Tennessee State (H)	105-45	Dec. 22, 2005
+59	Southern Utah (H)	98-39	Jan. 17, 1990
+58	Arkansas-Pine Bluff (H)	101-43	Dec. 12, 2011
+56	Charleston Southern (H)	89-33	Dec. 10, 2004
+56	Western Kentucky (H)	99-43	Jan. 14, 1980

14.	+55 Nicholls State (H)	106-51	Dec. 21, 2004
	+55 Winthrop (H)	94-39	Jan. 3, 2000
	+55 Miami (Fla.) (H)	108-53	Feb. 8, 1986
17.	+54 Miami (Ohio) (H)	107-53	Dec. 1, 2009
18.	+53 Mississippi State (H)	100-47	Jan. 17, 2013
19.	+52 Florida A&M (H)	91-39	Dec. 13, 2009
20.	+51 Bellarmine (N/A)	83-32	Jan. 10, 1975
21.	+50 Indiana (H)	102-52	Dec. 15, 1979

Biggest SEC Wins

Margin	Opponent (Site)	Score	Date
+53	Mississippi State (H)	100-47	Jan. 17, 2013
+48	Mississippi State (H)	88-40	Jan. 8, 2012
+44	Auburn (H)	97-53	Jan. 20, 2013
+36	Mississippi State (A)	76-40	Feb. 26, 2012
+31	Auburn (H)	69-38	Feb. 3, 2011
+29	Arkansas (A)	79-50	Feb. 12, 2006
+29	Auburn (N)	88-59	Feb. 10, 1980
+28	South Carolina (H)	93-65	Feb. 21, 1999
+27	Alabama (A)	104-77	Jan. 18, 1983
+27	Arkansas (H)	87-60	Feb. 18, 2007
+26	Florida (H)	77-51	Feb. 18, 2010
+25	Ole Miss (A)	90-65	Feb. 28, 2013
+25	Alabama (H)	88-63	Jan. 17, 2010
+25	Florida (A)	76-61	Feb. 3, 1984

Biggest Losses

Margin	Opponent (Site)	Score	Date
-79	Australian National	40-119	Feb. 1, 1974
-72	Tennessee (H)	38-110	Jan. 21, 2001
-54	Tennessee (A)	53-107	Nov. 13, 1976
-49	Delta State (A)	40-89	Dec. 19, 1976
-46	Georgia (A)	67-113	Feb. 23, 1986
-44	Tennessee (A)	39-83	Jan. 27, 2001
-44	Tennessee (A)	57-101	Jan. 21, 1989
-44	Tennessee (N)	66-100	March 5, 1988
-42	Florida (A)	58-100	Jan. 4, 1998
-42	Auburn (A)	46-88	Feb. 10, 1996

Biggest Comebacks

1.	-19 Miami (Ohio), 53-34, 16:27 in second half, (won, 77-71) 11/21/00
2.	-18 Miami (Ohio), 14:35 in second half, (won, 108-102, OT) 12/21/02
	-18 Middle Tenn., 31-13, 3:54 in first half (also down 46-29, 14:29 in second half) (won, 68-66) 1/8/89
4.	-17 Oregon State, 38-21, 2:29 in first half (won 73-70) 11/25/04
	-17 WKU, 30-47, 17:09 in second half, (won 76-63) 12/22/03
	-17 Villanova, 19-2, 11:52 in first half (won 63-54) 12/29/96
7.	-16 South Carolina, 30-46 in second half, (won, 78-74) 2-14-13
	-16 Vanderbilt, 53-37, 11:19 in second half (won, 74-68) 1/6/89
	-16 Ole Miss, 24-8, 6:51 in first half (won, 69-61) 2/8/07
10.	-14 Louisville, 35-21, 15:08 in second half (won, 48-47) 2/2/12
	-14 Florida, 20-6, 12:46 in first half (won, 71-67) 3/2/12
	-14 Mississippi St., 40-26, 18:52 in second half, (won, 76-65) 3/6/10
	-14 Xavier, 40-26, 18:49 in second half (won, 67-62) 3/24/05
	-14 Toledo, 32-18, 5:43 in second half (won, 85-76) 3/24/90
	-14 Auburn, 22-8, 8:36 in first half (won 91-90 2OT) 2/2/86

Largest Comebacks in the Matthew Mitchell Era

1.	-16 South Carolina, 30-46 in second half, (won, 78-74) 2-14-13
2.	-14 Louisville, 35-21, 15:08 in second half, (won, 48-47) 2/2/12
	-14 Florida, 20-6, 12:46 in first half, (won, 71-67) 3/2/12
	-14 Mississippi St., 40-26, 18:52 in second half, (won, 76-65) 3/6/10
5.	-12 Cincinnati, 18-6, 13:18 in first half, (won, 58-55) 11/17/08
6.	-11 Middle Tenn., 52-41, 15:41 in second half, (won 81-72) 12/29/10
	-11 Ole Miss, 36-25, 00:27 in first half, (won 74-68) 1/27/11
	-11 Middle Tenn., 23-12, 9:54 in first half (won, 68-66 OT) 3/21/08
	-11 Arkansas, 30-19 in first half (won, 80-74 OT) 2-7-13

MISCELLANEOUS RECORDS

100-POINT GAMES

- The Cats are a perfect 39-0 when scoring 100+ points.
- The last time the Cats hit the century mark was Jan. 27, 2013 vs. Mississippi State.
- UK has scored 100+ points four times against schools from the SEC, defeating Alabama 104-77 on Jan. 18, 1983, Vanderbilt 106-85 on Jan. 23, 1983, Mississippi State 106-82 on Jan. 30, 1981 and also on Jan. 27, 2013, 100-47.

Date	Site	Opponent	Score
1/17/76	H	Morehead	104-63
11/17/77	A	Memphis State	101-94
12/13/77	H	Murray State	102-64
12/15/79	H	Indiana	102-52
12/17/79	H	Eastern Kentucky	100-77
1/30/81	N	Mississippi State	106-82
3/2/81	H	Marshall	100-60
12/19/82	H	Charleston	106-81
1/10/83	H	Tennessee Tech	102-67
1/18/83	A	Alabama	104-77
1/23/83	A	Vanderbilt	106-85
12/28/83	A	Detroit Mercy	107-102 (2OT)
2/22/84	H	National College	109-46
11/22/85	A	Marshall	102-73
11/29/85	H	Cleveland State	101-63
1/31/86	H	Charleston	111-64
2/8/86	H	Miami (Fla.)	108-53
12/20/87	H	Morehead State	101-83
11/24/89	H	Kentucky State	121-44
11/25/89	H	Missouri	102-84
12/17/89	A	Central Florida	102-58
2/20/90	H	Morehead State	106-71
11/23/90	H	Kent State	114-83
11/24/90	H	Duquesne	101-56
11/28/90	H	Ohio State	107-73
12/7/90	H	Bradley	103-75
12/30/00	H	Florida Atlantic	112-71
11/23/01	N	Sam Houston State	100-55
12/21/02	H	Miami (Ohio)	108-102 (OT)
12/23/02	H	Morris Brown	106-32
12/21/04	H	Nicholls State	106-51
12/22/05	H	Tennessee St.	105-45
12/1/09	H	Miami (Ohio)	107-53
12/20/09	H	Louisville	101-67
12/21/10	H	Arkansas-Pine Bluff	107-35
11/15/11	H	Jacksonville State	100-25
12/11/11	H	Arkansas-Pine Bluff	101-43
11/25/12	H	USC Upstate	100-34
1/17/13	H	Mississippi State	100-47

UK IN OVERTIME

- The Cats are 23-23 all-time in overtime games.
- Matthew Mitchell holds a 6-3 career record in extra minutes, 4-2 at UK.
- The Cats are 8-14 in OT vs. teams currently in the SEC.

Single Overtime Games: 18-19

Date	Site	Opponent	Score	Result
12/19/77	A	Louisville	94-88	W
1/19/78	H	Alabama	62-66	L
11/18/78	N	Miss. Univ.	76-81	L
2/21/79	A	WKU	62-58	W
2/2/80	H	Tennessee	83-91	L
1/11/81	A	Rutgers	67-69	L
1/24/81	H	South Carolina	70-65	W
3/10/81	H	N.C. State	75-74	W
1/30/83	H	Georgia	66-59	W
1/23/85	A	Tennessee	76-72	W
1/2/86	A	Tenn. Tech	65-69	L
1/11/89	A	EKU	83-77	W
1/11/90	H	LSU	79-80	L
1/24/92	H	Arkansas	75-74	W
12/10/93	A	WKU	77-82	L
12/31/93	N	North Carolina	75-80	L
2/18/94	H	Tennessee	89-95	L
1/11/95	A	Louisville	76-77	L
12/8/97	A	WKU	66-64	W
1/14/98	H	LSU (Cincinnati)	74-71	W
11/19/98	A	Ohio State	92-84	W
1/31/99	A	Arkansas	69-74	L
1/13/00	A	Vanderbilt	55-60	L
12/21/02	H	Miami (Ohio)	108-102	W
2/6/03	A	Auburn	56-63	L
12/3/03	H	Louisville (Rupp)	84-80	W
12/13/03	A	Temple	82-86	L
1/9/05	A	Alabama	63-69	L
1/2/06	H	Bowling Green	66-62	W
1/14/07	H	Ole Miss	65-67	L
2/15/07	H	Georgia	72-82	L
11/30/07	H	Western Ky.	74-78	L
3/21/08	H	Middle Tenn.	68-66	W
3/19/09	H	Chattanooga	81-76	W
1/7/10	A	Georgia	60-61	L
3/19/11	N	Hampton (NCAA)	66-62	W
2/7/13	A	Arkansas	80-74	W

Double Overtime Games: 5-4

12/18/75	A	Gulf Coast	79-77 (2OT)	W
1/28/78	H	Tennessee	90-92 (2OT)	L
3/16/78	N	Kansas	92-87 (2OT)	W
12/28/83	A	Detroit Mercy	107-102 (2OT)	W
2/2/86	A	Auburn	91-90 (2OT)	W
2/23/03	A	Alabama	73-71 (2OT)	W
2/1/04	A	Ole Miss	88-90 (2OT)	L
3/28/05	H	West Virginia	75-80 (2OT)	L
1/25/07	H	Mississippi St.	75-83 (2OT)	L

Triple Overtime Games: 0-1

11/28/89	A	Ohio State	86-89 (3OT)	L
----------	---	------------	-------------	---

RECORD BY STATE

Date	Record	Pct.
Alabama	21-20	.512
Alaska	0-0	.000
Arizona	0-0	.000
Arkansas	7-12	.389
California	11-9	.550
Colorado	0-0	.000
Connecticut	1-5	.200
Delaware	2-0	1.000
District of Columbia	0-2	.000
Florida	11-13	.458
Georgia	14-28	.333
Hawaii	5-5	.500
Idaho	0-0	.000
Illinois	7-5	.583
Indiana	7-9	.437
Iowa	3-2	.600
Kansas	6-3	.667
Kentucky	402-176	.696
Louisiana	7-20	.259
Maine	0-0	.000
Maryland	1-1	.500
Massachusetts	1-0	1.000
Michigan	9-4	.692
Minnesota	0-0	.000
Mississippi	26-22	.542
Missouri	3-2	.600
Montana	0-0	.000
Nebraska	2-2	.500
Nevada	2-0	1.000
New Hampshire	4-0	1.000
New Jersey	1-1	.500
New Mexico	2-1	.667
New York	5-2	.714
North Carolina	5-11	.312
North Dakota	0-0	.000
Ohio	28-21	.571
Oklahoma	0-0	.000
Oregon	0-1	.000
Pennsylvania	2-1	.667
Rhode Island	1-1	.500
South Carolina	14-14	.500
South Dakota	0-1	.000
Tennessee	40-66	.377
Texas	10-3	.769
Utah	0-0	.000
Vermont	0-0	.000
Virginia	5-6	.455
Virgin Islands	1-2	.333
Washington	2-1	.667
West Virginia	6-2	.750
Wisconsin	2-3	.400
Wyoming	0-0	.000
Total	686-477	.590

RECORD BY MONTH

Month	Won	Lost	Home	Away	Neutral
November	102	37	68-10	20-16	14-11
December	180	88	99-23	57-49	24-16
January	185	154	118-59	61-90	6-5
February	160	141	103-55	52-81	5-5
March	59	56	17-7	3-7	39-42
April	0	1	0-0	0-0	0-1
Total: 686-477					

MISCELLANEOUS RECORDS

Top Individual Scoring Performances

42 Points
Valerie Still vs. Charleston 12/19/82

41 Points
Valerie Still vs. Florida 2/20/82

40 Points
Bebe Croley vs. Morehead State 12/20/87

39 Points
Valerie Still vs. Indiana 12/6/80

38 Points
Valerie Still vs. Indiana 12/15/79
Valerie Still vs. Ohio State 12/2/82
Valerie Still at Rutgers 2/16/83

37 Points
Valerie Still vs. Indiana State 1/17/81

35 Points
Pam Browning vs. C. Missouri 12/18/76
Pam Browning vs. EKU 3/5/77
Valerie Still at Georgia 2/6/82
Valerie Still at Murray State 12/10/80

34 Points
Pam Browning vs. Morehead 1976-77
Valerie Still vs. LSU 2/27/82
Leslie Nichols at Seton Hall 12/5/81
Leslie Nichols vs. New Orleans 1/30/84
A'dia Mathies vs. Tennessee 1/12/12
A'dia Mathies vs. Dayton 3/26/13

33 Points
Valerie Still vs. Mississippi State 1/30/81
Valerie Still vs. Indiana State 1/7/82
Valerie Still vs. Tennessee 2/28/82
Valerie Still vs. Louisville 1/20/83
Karen Mosley vs. Auburn 2/2/86
Victoria Dunlap vs. Butler 11/15/09

32 Points
Pam Browning vs. Tennessee Tech 1976-77
Valerie Still at Maryland 3/21/81
Valerie Still vs. Cincinnati 1/15/82
Valerie Still vs. Vanderbilt 1/23/83
Karen Mosley vs. Valdosta 11/27/83
Leslie Nichols vs. Morehead 11/24/84
Leslie Nichols vs. Miami (Fla.) 2/8/86
Lisa Collins vs. Vanderbilt 2/20/84
Belitta Croley vs. Alabama 2/7/87
Jocelyn Mills vs. Butler 1/26/93
Shaunda Roberts vs. Syracuse 12/22/95
Sara Potts vs. Chattanooga 3/20/05
A'dia Mathies vs. Liberty 3/20/10

31 Points
Pam Browning vs. Western Ky. 1976-77
Valerie Still vs. Indiana 12/8/81
Leslie Nichols vs. Marshall 11/22/85
Jodie Whitaker vs. Radford 11/26/88
Jocelyn Mills vs. Florida 2/28/93

Shaunda Roberts vs. Louisville 2/19/96
Kim Denkins vs. N.C. State 12/30/95
Sara Potts vs. Xavier 3/24/05
Victoria Dunlap vs. Oklahoma 3/30/10

30 Points
Valerie Still vs. Rutgers 1/11/81
Valerie Still vs. Eastern Ky. 1/27/81
Liz Lukschu vs. South Carolina 3/14/81
Valerie Still vs. UT-Chattanooga 11/30/81
Valerie Still vs. UCLA 12/21/81
Valerie Still vs. Miami 12/5/82
Lea Wise vs. Illinois 3/14/82
Leslie Nichols at Ohio State 12/2/83
Leslie Nichols vs. Georgia 1/29/85
Bebe Croley vs. Florida 2/14/87
Erica Jackson vs. South Carolina 2/21/99
Sara Potts at Ole Miss 2/1/04
Sam Mahoney vs. James Madison 3/26/08
Victoria Dunlap vs. Tennessee Tech 12/7/10

Top Individual Rebounding Performances

27 Rebounds
Valerie Still vs. National College 2/9/82

26 Rebounds
Valerie Still vs. Rutgers 1/12/80

23 Rebounds
Pam Browning vs. UT-Martin 1/22/77
Victoria Dunlap at Louisville 12/5/10

21 Rebounds
Valerie Still vs. UT-Chattanooga 11/30/81

20 Rebounds
Valerie Still vs. Charleston 12/19/82
Debra Oden vs. Morehead 3/4/78
Jennifer Humphrey vs. Auburn 1/21/07

19 Rebounds
Liz Lukschu vs. MUW 11/18/79
Maria Donhoff vs. Louisville 78-79
Valerie Still vs. Indiana State 1/17/81
Valerie Still vs. Eastern Kentucky 1/27/81
Valerie Still vs. Seton Hall 12/5/81
Valerie Still vs. Rutgers 2/16/83
Vanessa Foster-Sutton vs. ECU 1/31/90
Jennifer Humphrey vs. Florida 1/12/06
Jennifer Humphrey vs. Arkansas 3/1/07

18 Rebounds
Valerie Still vs. Michigan 1/23/82
Valerie Still vs. Vanderbilt 1/26/82
Valerie Still vs. Tennessee Tech 1/10/83
Josh Mills vs. Morehead State 2/6/91
Jennifer Humphrey vs. South Carolina 2/9/06
Sarah Elliott vs. Ole Miss 1/14/07
Victoria Dunlap vs. Butler 11/15/09
Brittany Henderson vs. Vanderbilt 3/5/11

17 Rebounds
Valerie Still at Maryland 3/21/81

Valerie Still vs. Vanderbilt 12/10/81
Valerie Still vs. Indiana State 1/7/82
Valerie Still vs. Cincinnati 1/15/82
Valerie Still vs. Memphis State 1/31/82
Valerie Still vs. Arkansas 1/6/83
Lisa Ellis vs. Ohio State 11/28/89
Shantia Owens vs. Ole Miss 2/24/99
Shantia Owens vs. Xavier 12/31/99

16 Rebounds
Valerie Still vs. Indiana 12/8/81
Valerie Still vs. Georgia 1/3/82
Valerie Still vs. Southern Illinois 1/16/82
Valerie Still vs. Georgia State 2/4/82
Leslie Nichols vs. Louisville 2/25/84
Vanessa Foster-Sutton vs. MTSU 2/27/90
Laura Meadows vs. Alabama 3/2/00
Jennifer Humphrey vs. Louisville 12/28/05
Jennifer Humphrey vs. UTPA 1/2/07
Jennifer Humphrey vs. Mississippi State 1/25/07
Jennifer Humphrey vs. Ole Miss 2/8/07
Jennifer Humphrey vs. Arkansas 2/18/07
Lydia Watkins vs. Middle Tennessee 3/21/08
Victoria Dunlap vs. Middle Tennessee 12/28/09
Victoria Dunlap vs. Miami Ohio 12/1/09
Victoria Dunlap vs. Morehead State 11/17/09

Double-Doubles (Points/Rebounds) From 1980-present

The 20-20 Club
Valerie Still 30/21 . . . UTC 11/30/81
42/20 . . . Charleston 12/19/82

The 20-15 Club
Valerie Still 37/19 . . . Indiana State 1/17/81
30/19 . . . ECU 1/27/81
32/17 . . . Maryland 3/21/81
34/19 . . . Seton Hall 12/5/81
31/16 . . . Indiana 12/8/81
23/15 . . . Florida 12/31/81
33/17 . . . Indiana State 1/7/82
32/17 . . . Cincinnati 1/15/82
27/16 . . . So. Illinois 1/16/82
27/18 . . . Michigan 1/23/82
28/18 . . . Vanderbilt 1/26/82
24/16 . . . Georgia St. 2/4/82
23/15 . . . So. Carolina 2/13/82
42/20 . . . Charleston 12/19/82
29/18 . . . Tenn. Tech 1/10/83
22/17 . . . Arkansas 1/15/83
38/19 . . . Rutgers 2/16/83
28/16 . . . Auburn 3/3/83
Leslie Nichols 26/15 . . . Dayton 1/20/84
Bebe Croley 25/15 . . . E. Carolina 11/28/87
40/15 . . . Morehead St. 12/20/87
Kim Denkins 23/17 . . . Marshall 2/8/96
J. Humphrey 22/16 . . . Miss. State 1/25/07
J. Humphrey 21/19 . . . Arkansas 3/1/07
Victoria Dunlap 20/15 . . . Miami (Ohio) 1/3/09
21/15 . . . LSU 2/22/09
33/18 . . . Butler 11/15/09
21/16 . . . Miami Ohio 12/1/09
20/16 . . . MTSU 12/28/09

MISCELLANEOUS RECORDS

**Double-Doubles
(Points - Assists)
1980-81 to present**

P.J. Hedges (6)		
10/13	Illinois	3/14/82
19/11	Charleston	12/19/82
16/14	Memphis State	1/3/83
15/10	South Florida	1/14/83
Sandy Harding (6)		
12/10	Old Dominion	12/29/84
14/10	Tennessee	1/23/85
18/15	Dayton	1/14/86
10/12	LSU	3/1/86
24/10	Drake	3/12/86
16/10	Old Dominion	1/23/87
Jodie Whitaker (4)		
16/12	Miami	2/8/86
16/14	East Carolina	11/28/87
16/11	EKU	12/1/87
17/10	Virginia Tech	2/29/88
Leslie Nichols (2)		
21/11	Valdosta State	11/27/83
16/12	Detroit	2/26/86
Lea Wise (2)		
14/10	Michigan	1/23/82
11/12	Tennessee	2/28/82
Malinka Salhi (1)		
15/11	Ohio State	11/28/89
Stacey Reed (1)		
17/12	Detroit	12/1/93
Carly Ormerod (1)		
13/11	Ball State	3/19/07

**Double-Doubles
(Points - Steals)
1980-81 to present**

Leslie Nichols (1)		
18/11	Louisville	2/14/86

**UK Double-Doubles
(Points-Rebounds/Assists/Steals)
1980-81 to present**

1. Valerie Still	66
2. Leslie Nichols	35
3. Victoria Dunlap	31
4. Jocelyn Mills	22
5. Kim Denkins	20
6. Jennifer Humphrey	16
Eleia Roddy	16
8. Selia Helm	14
Karen Mosley	14
10. Belitta Croley	13
11. Vanessa Foster-Sutton	12
12. Sarah Elliott	11
Stacy Reed	11

Samarie Walker	11
15. LaTonya McDole	10
16. Laura Meadows	9
DeNesha Stallworth	9
18. Shantia Owens	8
19. Amani Franklin	7
20. Lisa Ellis	6
Sandy Harding	6
Patty Jo Hedges	6
Pam Shrum	6
24. Debbie Miller	5
Jodi Whitaker	5
26. Tedra Eberhart	4
Samantha Drake	4
Sara Potts	4
Shaunda Roberts	4
30. Jaye Barnes	3
Mia Daniel	3
Pattresa Leonard	3
Liz Lukschu	3
A'dia Mathies	3
35. Maria Donhoff	2
Tayna Fogle	2
Shambrica Jones	2
Ruth Mountain	2
Carly Ormerod	2
Diane Stephens	2
Lea Wise	2
42. Rita Adams	1
Azia Bishop	1
Chante Bowman	1
Tracye Davis	1
Jennifer Goin	1
Jennifer Gray	1
Nikki Hay	1
Laurie Hudgens	1
Karri Koach	1
Samantha Mahoney	1
Bernisha Pinkett	1
Chrissy Roberts	1
Malinka Salhi	1
Tanesha Seaton	1
Lora Spencer	1
Stephanie Stoglin	1
Katie Vieth	1
Lydia Watkins	1

**Double-Doubles
(Points-Rebounds Only)
1980-81 to present**

1. Valerie Still	66
2. Leslie Nichols	33
3. Victoria Dunlap	31
4. Jocelyn Mills	22
5. Kim Denkins	20
6. Jennifer Humphrey	16
Eleia Roddy	16
8. Selia Helm	14
Karen Mosley	14
10. Belitta Croley	13
11. Vanessa Foster-Sutton	12
12. Sarah Elliott	11
Samarie Walker	11
14. LaTonya McDole	10
Stacy Reed	10


16. Laura Meadows	9
DeNesha Stallworth	9
18. Shantia Owens	8
19. Amani Franklin	7
20. Lisa Ellis	6
Pam Shrum	6
22. Debbie Miller	5
23. Tedra Eberhart	4
Samantha Drake	4
Sara Potts	4
Shaunda Roberts	4
27. Jaye Barnes	3
Mia Daniel	3
Pattresa Leonard	3
Liz Lukschu	3
A'dia Mathies	3
32. Maria Donhoff	2
Tayna Fogle	2
Shambrica Jones	2
Ruth Mountain	2
Diane Stephens	2
37. Rita Adams	1
Azia Bishop	1
Chante Bowman	1
Tracye Davis	1
Jennifer Goin	1
Jennifer Gray	1
Nikki Hay	1
Laurie Hudgens	1
Karri Koach	1
Samantha Mahoney	1
Carly Ormerod	1
Bernisha Pinkett	1
Chrissy Roberts	1
Tanesha Seaton	1
Lora Spencer	1
Stephanie Stoglin	1
Katie Vieth	1
Lydia Watkins	1
Jodi Whitaker	1

**Consecutive Double-Doubles
(Any Combination) Rankings
1980-81 to present**

1. Valerie Still (1980-81)	10
2. Valerie Still (1981-82)	8
3. Eleia Roddy (2008-09)	7
Valerie Still (1981-82)	7 (Twice)
5. Victoria Dunlap (2008-09)	4
Jocelyn Mills (1990-91)	4
Leslie Nichols (1984-85)	4
Valerie Still	4 (Three times)
9. Belitta Croley	3
Victoria Dunlap	3 (Twice)
Vanessa Foster-Sutton	3
Selia Helm	3
Jennifer Humphrey	3
Jocelyn Mills	3
Leslie Nichols	3 (Three times)
Shantia Owens	3
Shaunda Roberts	3
Valerie Still	3 (Four times)

MISCELLANEOUS RECORDS

TRIPLE DOUBLE



Leslie Nichols is the only Kentucky player in school history to record a triple double. She posted 18 points, 13 rebounds and 11 steals vs. in-state rival Louisville on Valentine's Day, 1986.

ALL-TIME DOUBLE-DOUBLES BY PLAYER

Rita Adams (1) 1/23/03 vs. Ole Miss.....12 10	11/28/87 vs. East Carolina.....25 15	12/21/95 vs. Syracuse.....20 10
Jaye Barnes (3) 12/08/97 at Western Kentucky.....22 10	12/07/87 vs. Tennessee Tech.....18 12	12/23/95 at Miami (Ohio).....24 11
1/31/98 vs. Arkansas.....18 10	12/9/87 vs. Indiana.....24 11	12/30/95 vs. North Carolina State.....31 10
12/06/98 at Auburn.....16 11	12/20/87 vs. Morehead State.....40 15	1/3/96 vs. Mississippi.....20 10
Azia Bishop (1) 1/08/11 vs. Duke.....12 11	1/30/88 vs. Tennessee State.....18 12	1/11/96 at Vanderbilt.....14 16
Chante Bowman (1) 1/16/05 vs. Ole Miss.....11 11	2/7/88 at Georgia.....18 13	1/24/96 vs. South Carolina.....25 11
Belitta Croley (13) 12/22/85 vs. Western Michigan.....16 10	3/4/88 vs. Vanderbilt.....25 10	2/7/96 at Marshall.....23 17
2/12/86 at Alabama.....20 11	Mia Daniel (3) 1/4/93 at Mississippi State.....15 10	2/24/96 at South Carolina.....17 14
1/15/87 vs. Tennessee State.....18 14	1/31/93 vs. Alabama.....19 10	11/30/96 at Dayton.....13 14
1/21/87 vs. Vanderbilt.....14 11	2/6/93 at Tennessee.....13 12	12/29/96 at Villanova.....16 10
3/4/87 vs. Florida.....18 15	Tracye Davis (1) 1/15/90 vs. Mississippi State.....19 11	1/5/97 at LSU.....14 11
3/05/87 vs. Georgia.....15 12	Kim Denkins (20) 11/25/95 vs. Toledo.....12 11	2/16/97 at Mississippi State.....14 10
	11/29/95 vs. Ohio State.....10 10	2/28/97 vs. Arkansas.....14 13
	12/8/95 at Indiana.....27 15	12/3/97 vs. Ohio State.....11 14
		12/8/97 at Western Kentucky.....11 10

ALL-TIME DOUBLE-DOUBLES BY PLAYER

2/8/98 vs. South Carolina18	11				
2/21/98 at South Carolina.....12	16				
Maria Donhoff (2)					
12/13/80 vs. Carson Newman13	10				
1/16/81 vs. James Madison.....16	14				
Samantha Drake (4)					
12/30/10 vs. Tennessee/Martin14	13				
11/25/11 vs. Sam Houston St.....11	13				
11/27/11 vs. Miss. Valley St.11	11				
11/23/12 vs. Morehead St.15	13				
Victoria Dunlap (31)					
12/4/07 vs. William & Mary.....20	10				
3/26/08 vs. James Madison.....12	12				
3/30/08 vs. Marquette.....14	10				
11/15/08 vs. Michigan19	10				
11/23/08 vs. George Washington13	14				
1/1/09 vs. North Carolina A&T11	12				
1/3/09 at Miami (Ohio).....20	15				
1/15/09 at Alabama16	12				
1/18/09 vs. Mississippi State12	13				
1/25/09 vs. LSU.....10	11				
1/29/09 at Florida16	12				
2/22/09 at LSU21	15				
2/26/09 vs. Georgia16	11				
11/13/09 vs. Boston University24	12				
11/15/09 vs. Butler33	18				
11/17/09 at Morehead State.....12	16				
12/1/09 vs. Miami (Ohio)21	16				
12/28/09 at Middle Tennessee20	16				
1/31/10 at Mississippi State19	12				
2/7/10 at Arkansas22	11				
2/25/10 at Tennessee.....22	10				
3/30/10 vs. Oklahoma31	13				
11/21/10 vs. Notre Dame24	14				
12/05/10 at Louisville17	23				
1/06/11 at Arkansas26	13				
1/16/11 vs. Mississippi State22	10				
1/30/11 at Alabama25	15				
2/3/11 vs. Auburn10	10				
2/17/11 at Georgia14	11				
3/05/11 vs. Vanderbilt.....22	11				
3/19/11 vs. Hampton13	12				
Tedra Eberhart (4)					
2/10/93 at Cincinnati10	14				
12/1/93 at Detroit.....26	10				
1/16/94 vs. Mississippi State16	11				
2/5/94 vs. Arkansas.....16	10				
Sarah Elliott (11)					
3/28/05 vs. West Virginia14	12				
1/22/06 at Ole Miss15	13				
3/18/06 vs. Chattanooga22	11				
11/24/06 vs. Delaware.....26	12				
11/25/06 vs. Southern Illinois12	11				
1/14/07 vs. Ole Miss.....14	18				
2/8/07 at Ole Miss14	11				
2/11/07 at Tennessee.....21	10				
11/25/07 vs. Lipscomb23	12				
12/20/07 vs. Louisville12	13				
2/7/08 vs. Ole Miss.....14	12				
Lisa Ellis (6)					
1/13/89 vs. Marshall16	11				
11/28/89 at Ohio State19	17				
12/8/89 at Michigan State20	12				
12/20/89 at Stetson10	11				
1/11/90 vs. LSU.....22	11				
3/23/90 vs. Miami (Fla.).....16	10				
Tayna Fogle (2)					
12/8/81 vs. Indiana19	10				
1/23/82 vs. Michigan14	10				
Vanessa Foster/Sutton (12)					
11/26/88 vs. Radford17	11				
12/6/88 vs. Dayton13	10				
11/28/89 at Ohio State15	10				
12/4/89 vs. Indiana12	12				
12/9/89 vs. Miami (Fla.).....17	10				
1/3/90 vs. Cincinnati12	11				
1/7/90 at Vanderbilt17	13				
1/31/90 vs. Eastern Kentucky.....13	19				
2/27/90 vs. Middle Tennessee17	16				
3/22/90 vs. Maine16	10				
3/23/90 vs. Miami (Fla.).....21	11				
3/24/90 vs. Toledo12	10				
Amani Franklin (7)					
12/4/07 vs. William & Mary.....16	10				
2/14/08 at Vanderbilt13	11				
12/30/08 vs. IUPUI12	13				
3/19/09 vs. Chattanooga18	11				
11/15/09 vs. Butler13	14				
1/10/10 vs. Vanderbilt11	11				
1/17/10 vs. Alabama.....15	10				
Jennifer Goin (1)					
12/23/2 vs. Morris Brown10	10				
Jennifer Gray (1)					
2/16/92 vs. Louisiana State.....10	13				
Sandy Harding (6)					
12/29/84 vs. Old Dominion.....12	10 (A)				
1/23/85 at Tennessee.....14	10				
1/14/86 at Dayton.....18	15				
3/1/86 vs. LSU.....10	12				
3/12/86 at Drake.....24	10				
1/23/87 vs. Old Dominion.....16	10				
Nikki Hay (1)					
12/29/96 vs. Villanova10	12				
Patty Jo Hedges (6)					
1/8/81 at Louisville17	10 (A)				
3/14/81 vs. South Carolina18	10				
3/14/82 vs. Illinois.....10	13				
12/19/82 vs. Charleston19	11				
1/3/83 at Memphis.....16	14				
1/14/83 vs. South Florida15	10				
Selia Helm (14)					
2/22/01 vs. Mississippi21	10				
11/23/01 vs. Sam Houston State.....22	13				
12/22/01 vs. Evansville.....26	13				
1/20/02 at South Carolina.....11	11				
2/19/02 at Cincinnati26	10				
12/7/02 vs. Western Kentucky.....18	10				
1/12/03 vs. Alabama.....14	10				
2/2/03 vs. South Carolina11	13				
11/21/03 vs. IPFW.....20	10				
11/29/03 vs. San Francisco23	11				
12/3/03 vs. Louisville15	10				
12/13/03 at Temple.....14	14				
12/20/03 vs. Miami (Ohio)21	11				
12/22/03 vs. Western Kentucky.....22	13				
Laurie Hudgens (1)					
2/23/85 vs. Mississippi State10	15				
Jennifer Humphrey (16)					
12/21/02 vs. Miami (Ohio)15	11				
12/23/02 vs. Morris Brown20	13				
1/23/03 vs. Ole Miss.....15	10				
11/21/04 vs. Florida A&M12	15				
11/25/04 vs. Oregon State12	11				
12/5/04 vs. Louisville14	13				
12/8/05 vs. Georgetown10	11				
2/16/06 vs. Ole Miss.....10	13				
11/29/06 vs. Detroit12	15				
12/30/06 vs. Memphis10	12				
1/2/07 vs. Texas/Pan American11	16				

ALL-TIME DOUBLE-DOUBLES BY PLAYER

1/21/07	at Auburn.....	16	20	Debbie Miller (5)	2/15/85 vs. Florida.....	12	13	1/18/89	at Louisville	14	10
1/25/07	vs. Mississippi State	22	16	11/29/85	vs. Cleveland State.....	19	14	Leslie Nichols (35)	1/6/83 vs. Middle Tennessee.....	15	10
2/18/07	vs. Arkansas.....	16	16	11/28/86	vs. Bowling Green State.....	18	11	1/18/83	at Alabama	23	14
2/25/07	at Florida	12	13	3/4/87	vs. Florida.....	12	11	2/2/83	vs. South Carolina	16	10
3/1/07	vs. Arkansas.....	21	19	3/5/87	vs. Georgia.....	14	10	2/12/83	vs. Vanderbilt.....	20	11
Shambrica Jones (2)				Jocelyn Mills (22)				2/20/83	at Georgia	21	10
11/25/02	vs. Southern Illinois	13	11	11/25/89	vs. Missouri	14	12	2/22/83	at Florida	17	14
1/25/04	vs. South Carolina	16	10	12/30/89	at Dayton.....	14	13	11/27/83	vs. Valdosta State.....	21	11 (A)
Karri Koach (1)				11/24/90	vs. Duquesne	16	10	12/2/83	at Ohio State	30	11
1/11/95	at Louisville	20	10	12/15/90	vs. Dayton	16	10	12/20/83	vs. Alabama.....	14	10
Pattresa Leonard (3)				1/2/91	at Pepperdine	13	10	12/28/83	at Detroit.....	19	11
11/28/90	vs. Ohio State.....	11	11	1/27/91	vs. Alabama.....	13	15	1/7/84	vs. Georgia.....	25	10
12/7/90	vs. Bradley.....	12	11	2/3/91	vs. Georgia.....	16	14	1/17/84	vs. Rutgers	18	12
2/1/91	vs. Alabama/Birmingham.....	14	11	2/16/91	at Ole Miss	12	10	1/20/84	vs. Dayton	26	15
Liz Lukschu (3)				2/21/91	at Eastern Kentucky.....	16	13	1/22/84	at Vanderbilt	10	12
12/4/80	vs. Cincinnati.....	12	12	2/23/91	vs. Florida.....	13	11	2/3/84	at Florida	27	10
1/11/81	at Rutgers.....	23	11	3/2/91	at LSU	22	10	2/20/84	vs. Vanderbilt.....	20	13
3/14/81	vs. South Carolina	30	11	2/23/92	vs. Ole Miss.....	19	11	2/22/84	vs. National College.....	17	11
Samantha Mahoney (1)				3/7/92	vs. Alabama.....	12	10	2/25/84	vs. Louisville.....	19	16
2/24/05	vs. South Carolina	19	12	3/8/92	vs. Tennessee.....	18	10	11/24/84	vs. Morehead State	32	13
A'dia Mathies (3)				12/1/92	vs. Marshall	13	11	11/27/84	vs. Ohio State.....	24	13
11/26/10	vs. Murray State	26	10	12/31/92	vs. Kansas.....	11	11	11/29/84	at Miami (Ohio).....	26	12
12/7/10	vs. Tennessee Tech.....	17	10	1/19/93	vs. Western Kentucky	11	14	12/1/84	vs. South Carolina	22	11
11/15/11	vs. Jacksonville State	18	10	2/10/93	at Cincinnati	28	11	12/21/84	vs. Illinois.....	10	10
LaTonya McDole (10)				2/18/93	vs. Eastern Kentucky.....	18	10	12/28/84	at North Carolina State	14	10
2/7/99	vs. Georgia.....	15	10	2/23/93	vs. Vanderbilt.....	16	11	1/9/85	vs. Dayton	16	10
1/3/02	vs. Mississippi State	10	10	3/5/93	vs. Mississippi State	11	13	1/26/85	at Florida	17	11
11/19/99	at Austin Peay	16	10	3/6/93	vs. Vanderbilt.....	25	10	1/29/85	vs. Georgia.....	30	13
12/22/99	at Cincinnati	19	10	Karen Mosley (14)				2/1/85	at New Orleans	23	11
12/28/99	vs. Tennessee/Martin	22	14	11/26/83	vs. Eastern Kentucky.....	19	12	2/3/85	at Ole Miss	20	14
2/22/00	vs. Louisville	18	14	11/27/83	vs. Valdosta State.....	32	14	2/13/85	vs. Tennessee	19	13
11/21/00	vs. Miami (Ohio).....	15	12	12/6/83	vs. Indiana.....	15	11	11/30/85	vs. Middle Tennessee.....	21	12
12/19/00	at Miami (Fla.).....	12	11	12/10/83	at South Carolina.....	24	11	12/22/85	vs. Western Michigan	22	12
12/22/00	vs. Cincinnati.....	13	14	1/9/84	vs. Middle Tennessee.....	17	13	1/10/85	at Old Dominion	14	10
2/25/01	at Mississippi State	22	13	1/22/84	at Vanderbilt	11	13	2/14/86	vs. Louisville	18	13 11(S)
Laura Meadows (9)				1/30/84	vs. New Orleans.....	21	11	2/26/86	vs. Detroit	16	12 (A)
12/8/97	at Western Kentucky	18	10	1/19/85	at Louisville	18	11	Carly Ormerod (2)			
2/11/98	at Georgia	13	11	2/1/85	at New Orleans	22	11	3/19/07	at Ball State.....	13	11 (A)
1/20/99	at Louisville	10	10	2/20/85	vs. Vanderbilt.....	18	12	2/26/09	vs. Georgia.....	11	10
2/11/99	at South Carolina.....	20	11	11/29/85	vs. Cleveland State.....	20	12	Shantia Owens (8)			
2/24/99	vs. Ole Miss.....	18	11	1/8/86	vs. Ole Miss.....	10	11	11/29/98	vs. UCLA.....	12	14
11/22/99	at Miami (Ohio).....	18	11	2/2/86	vs. Auburn	33	12	2/4/99	vs. Auburn	11	10
11/26/99	vs. Clemson.....	16	14	2/08/86	vs. Miami (Fla.).....	10	10	12/11/99	at Liberty	14	11
1/13/00	at Vanderbilt	21	11	Ruth Mountain (2)				12/22/99	at Cincinnati	12	10
3/2/00	vs. Alabama.....	11	16	1/13/89	vs. Marshall	11	10	12/28/99	vs. Tennessee/Martin	10	10
								12/31/99	vs. Xavier.....	17	17
								1/16/00	vs. Arkansas.....	19	12

ALL-TIME DOUBLE-DOUBLES BY PLAYER

2/22/00 vs. Louisville.....	18	12	Pam Shrum (6)			1/16/82 vs. Southern Illinois.....	27	16
Bernisha Pinkett (1)			11/28/87 vs. East Carolina.....	20	11	1/20/82 at Old Dominion.....	15	12
11/28/12 vs. Miami (Ohio).....	21	10	12/20/87 vs. Morehead State.....	23	10	1/23/82 vs. Michigan.....	27	18
Sara Potts (4)			1/28/88 at Vanderbilt.....	14	13	1/26/82 at Vanderbilt.....	28	18
12/3/03 vs. Louisville.....	14	11	2/5/88 vs. Alabama/Birmingham.....	23	13	1/28/82 at Tennessee.....	16	14
12/30/03 vs. Austin Peay.....	21	11	2/25/88 vs. Middle Tennessee.....	12	11	1/31/82 vs. Memphis.....	13	17
3/4/03 vs. Vanderbilt.....	17	11	12/18/88 at Illinois.....	14	10	2/4/82 at Georgia State.....	24	16
2/27/05 vs. Arkansas.....	27	10	Lora Spencer (1)			2/9/82 vs. National College.....	18	27
Stacy Reed (11)			2/10/88 at Dayton.....	11	10	2/13/82 at South Carolina.....	23	15
3/6/92 vs. Arkansas.....	16	11	DeNesha Stallworth (9)			2/18/82 vs. Tennessee.....	13	15
12/1/93 at Detroit.....	17	12 (A)	11/23/12 vs. Morehead St.....	10	10	2/23/82 vs. Louisville.....	25	13
1/4/94 at Florida.....	21	11	12/7/12 vs. DePaul.....	17	13	2/26/82 vs. Alabama.....	23	12
1/8/94 at South Carolina.....	23	11	12/28/12 vs. Alcorn St.....	10	10	2/27/82 vs. LSU.....	34	14
1/16/94 vs. Mississippi State.....	29	11	1/3/13 vs. Florida.....	17	10	3/14/82 vs. Illinois.....	21	13
2/16/94 at Marshall.....	11	11	1/6/13 vs. Alabama.....	19	10	3/18/82 vs. South Carolina.....	29	13
3/4/94 vs. South Carolina.....	26	12	1/20/13 vs. Auburn.....	16	10	3/20/82 at Louisiana Tech.....	20	10
12/4/94 at Ohio State.....	26	10	1/24/13 vs. South Carolina.....	12	10	11/27/82 vs. Cincinnati.....	17	10
1/11/95 at Louisville.....	26	11	2/18/13 vs. Texas A&M.....	12	12	12/5/82 vs. Miami (Ohio).....	30	18
1/22/95 vs. Georgia.....	12	10	3/24/13 vs. Navy.....	18	11	12/19/82 vs. Charleston.....	42	20
2/22/95 vs. Eastern Kentucky.....	16	11	Diane Stephens (2)			12/21/82 vs. Florida.....	26	11
Chrissy Roberts (1)			2/20/84 vs. Vanderbilt.....	10	11	1/6/83 vs. Middle Tennessee.....	21	14
11/27/93 vs. Georgetown.....	10	11	2/06/85 vs. Tennessee Tech.....	15	10	1/10/83 vs. Tennessee Tech.....	29	18
Shaunda Roberts (4)			Valerie Still (66)			1/14/83 vs. South Florida.....	22	11
12/16/95 vs. Florida.....	10	10	12/1/80 vs. Charleston.....	26	10	1/15/83 vs. Arkansas.....	22	17
12/30/95 vs. North Carolina State.....	16	11	12/4/80 vs. Cincinnati.....	28	11	1/18/83 at Alabama.....	28	13
1/3/96 vs. Mississippi.....	25	12	12/6/80 at Indiana.....	39	11	1/20/83 at Louisville.....	33	13
1/7/96 vs. LSU.....	17	12	12/10/80 at Murray State.....	35	12	1/23/83 at Vanderbilt.....	32	14
Eleia Roddy (16)			1/1/81 vs. Morehead State.....	14	15	1/30/83 vs. Georgia.....	20	10
11/18/05 vs. IUPUI.....	11	12	1/08/81 at Louisville.....	14	11	2/2/83 vs. South Carolina.....	26	12
12/22/05 vs. Tennessee State.....	10	10	1/11/81 at Rutgers.....	30	14	2/5/83 vs. Old Dominion.....	17	13
1/12/06 at Florida.....	10	14	1/13/81 at Western Kentucky.....	15	14	2/16/83 at Rutgers.....	38	19
2/12/06 at Arkansas.....	17	11	1/16/81 vs. James Madison.....	20	12	2/18/83 vs. Auburn.....	21	10
12/4/08 at Western Kentucky.....	15	11	1/17/81 vs. Indiana State.....	37	19	2/20/83 at Georgia.....	29	10
12/12/08 vs. East Tennessee State.....	13	11	1/22/81 vs. Chattanooga.....	24	10	2/22/83 at Florida.....	18	13
12/14/08 at Louisville.....	13	15	1/24/81 vs. South Carolina.....	26	12	3/3/83 vs. Auburn.....	28	16
12/19/08 vs. Alabama A&M.....	17	12	1/27/81 at Eastern Kentucky.....	30	19	3/18/83 vs. Indiana.....	28	13
12/21/08 vs. UC Santa Barbara.....	14	10	1/30/81 vs. Mississippi State.....	33	10	Stephanie Stoglin (1)		
12/30/08 vs. IUPUI.....	15	10	1/31/81 vs. Auburn.....	22	12	12/1/00 vs. Purdue.....	14	10
1/1/09 vs. North Carolina A&T.....	13	10	2/10/81 vs. Northern Kentucky.....	20	14	Katie Vieth (1)		
1/3/09 at Miami (Ohio).....	11	10	3/2/81 vs. Marshall.....	20	11	1/8/97 vs. Vanderbilt.....	10	10
1/15/09 at Alabama.....	19	10	3/13/81 vs. Tennessee.....	10	15	Samarie Walker (11)		
2/05/09 vs. South Carolina.....	11	11	3/18/81 vs. Syracuse.....	18	11	2/20/12 vs. Vanderbilt.....	15	12
2/12/09 at Auburn.....	21	10	3/21/81 at Maryland.....	32	17	3/19/12 vs. Green Bay.....	15	13
3/22/09 at Wisconsin.....	11	10	11/30/81 vs. Chattanooga.....	30	21	3/25/12 vs. Gonzaga.....	16	12
Malinka Salhi (1)			12/5/81 vs. Seton Hall.....	34	17	11/23-12 vs. Morehead St.....	15	13
11/28/89 at Ohio State.....	15	11 (A)	12/10/81 vs. Vanderbilt.....	18	17	2/7/12 vs. DePaul.....	18	10
Tanesha Seaton (1)			12/12/81 at Ohio State.....	25	13	12/21/12 vs. UC Santa Barbara.....	12	10
11/22/99 at Miami (Ohio).....	15	10	12/21/81 vs. UCLA.....	30	14	12/28/12 vs. Alcorn State.....	21	14
			12/31/81 vs. Florida.....	23	15	1/6/13 vs. Alabama.....	15	13
			1/3/82 vs. Georgia.....	11	16	1/27/13 vs. LSU.....	10	13
			1/05/82 vs. East Carolina.....	25	11	2/3/13 vs. Georgia.....	12	11
			1/07/82 vs. Indiana State.....	33	17	2/10/13 vs. Vanderbilt.....	10	13
			1/15/82 vs. Cincinnati.....	32	17	Lydia Watkins (1)		
						3/21/08 vs. Middle Tennessee.....	16	16
						Jodi Whitaker (5)		
						2/8/86 vs. Miami (Fla.).....	16	12 (A)

UK FRESHMAN SEASON RECORDS

Season Records

Points

1.	641	Valerie Still, 1979-80
2.	491	A'dia Mathies, 2009-10
3.	413	Maria Donhoff, 1977-78
4.	362	Samantha Mahoney, 2004-05
5.	361	Kristi Cushenberry, 1988-89
6.	364	Sarah Elliott, 2004-05
7.	319	Leslie Nichols, 1982-83
8.	310	Laura Meadows, 1997-98
9.	298	Carly Ormerod, 2005-06
10.	294	SeSe Helm, 2000-01

Points Per Game

1.	22.1	Valerie Still, 1979-80
2.	13.6	A'dia Mathies, 2009-10
3.	12.9	Kristi Cushenberry, 1988-89
4.	12.5	Maria Donhoff, 1977-78
5.	12.3	SeSe Helm, 2000-01
6.	11.4	Leslie Nichols, 1982-83
7.	11.1	Laura Meadows, 1997-98
8.	10.7	Jodie Whitaker, 1985-86
9.	10.6	Samantha Mahoney, 2004-05
10.	10.5	Liz Lukschu, 1977-78

Rebounds

1.	403	Valerie Still, 1979-80
2.	228	Victoria Dunlap, 2007-08
3.	199	Maria Donhoff, 1977-78
4.	197	Leslie Nichols, 1982-83
5.	185	Sarah Elliott, 2004-05
6.	175	LaTonya McDole, 1998-99
7.	174	A'dia Mathies, 2009-10
8.	162	Laura Meadows, 1997-98
9.	142	Kim Denkins, 1994-95
10.	138	Jennifer Humphrey, 2002-03

Rebounds Per Game

1.	13.9	Valerie Still, 1979-80
2.	7.0	Leslie Nichols, 1982-83
3.	6.9	Victoria Dunlap, 2007-08
4.	6.2	Elisabeth Lukschu, 1977-78
5.	6.0	Maria Donhoff, 1977-78
6.	5.8	Laura Meadows, 1997-98
7.	5.5	LaTonya McDole, 1998-99
	5.5	Jennifer Humphrey, 2002-03
9.	5.4	Sarah Elliott, 2004-05
10.	5.3	Kim Denkins, 1994-95

Field Goals Made

1.	256	Valerie Still, 1979-80
2.	178	A'dia Mathies, 2009-10
3.	165	Maria Donhoff, 1977-78
4.	149	Sarah Elliott, 2004-05
5.	130	Leslie Nichols, 1982-83
6.	129	Kristi Cushenberry, 1988-89
7.	127	Samantha Mahoney, 2004-05

8.	123	Jodie Whitaker, 1985-86
9.	115	SeSe Helm, 2000-01
10.	114	Laura Meadows, 1997-98

Field Goals Attempted

1.	463	Valerie Still, 1979-80
2.	439	A'dia Mathies, 2009-10
3.	370	Maria Donhoff, 1977-78
4.	329	Laura Meadows, 1997-98
5.	296	Samantha Mahoney, 2004-05
6.	268	Kristi Cushenberry, 1988-89
7.	267	Sarah Elliott, 2004-05
8.	266	Stacey Reed, 1991-92
9.	247	Leslie Nichols, 1982-83
10.	246	SeSe Helm, 2000-01

Field Goal Percentage

1.	55.8	Sarah Elliott, 2004-05
2.	55.3	Valerie Still, 1979-80
3.	55.0	Elisabeth Lukschu, 1977-78
4.	52.6	Leslie Nichols, 1982-83
	52.6	Jodie Whitaker, 1985-86
6.	50.8	Josh Mills, 1989-90
7.	48.1	Sandy Harding, 1983-84
	48.1	Kristi Cushenberry, 1988-89
9.	47.3	Katie Vieth, 1996-97
10.	46.7	SeSe Helm, 2000-01

Three-Pointers Made

1.	50	Sara Potts, 2001-02
2.	49	Carly Ormerod, 2005-06
3.	43	Laura Meadows, 1997-98
4.	38	Natalie Martinez, 1996-97
5.	34	Bria Goss, 2011-12
6.	31	A'dia Mathies, 2009-10
7.	30	Stacey Reed, 1991-92
8.	25	Shaunda Roberts, 1994-95
	25	Dominique Mitchell, 1995-96
10.	21	Crissy Roberts, 1993-94
	21	Jenny Pfeiffer, 2002-03

Three-Point Field Goal Percentage (min 100 attempts)

1.	41.5	Carly Ormerod, 2005-06
2.	34.0	Sara Potts, 2001-02
3.	33.3	Laura Meadows, 1997-98
4.	31.4	Natalie Martinez, 1996-97
5.	29.0	A'dia Mathies, 2009-10
6.	26.3	Stacey Reed, 1991-92

Free Throws Made

1.	129	Valerie Still, 1979-80
2.	104	A'dia Mathies, 2009-10
3.	91	Samantha Mahoney, 2004-05
4.	85	Kristi Cushenberry, 1988-89
5.	83	Maria Donhoff, 1977-78
6.	62	Stacey Reed, 1991-92
	62	LaTonya McDole, 1998-99

62	SeSe Helm, 2000-01	
9.	56	Josh Mills, 1989-90
	56	Sarah Elliott, 2004-05

Free Throws Attempted

1.	183	Valerie Still, 1979-80
2.	149	A'dia Mathies, 2009-10
3.	145	Samantha Mahoney, 2004-05
4.	134	Bria Goss, 2011-12
5.	131	Maria Donhoff, 1977-78
6.	101	Victoria Dunlap, 2007-08
7.	100	Kristi Cushenberry, 1988-89
8.	99	LaTonya McDole, 1998-99
9.	83	Stacey Reed, 1991-92
	83	Sarah Elliott, 2004-05

Free Throw Percentage (min 50 attempts)

1.	86.1	SeSe Helm, 2000-01
2.	85.0	Kristi Cushenberry, 1988-89
3.	84.5	Chante' Bowman, 2004-05
4.	78.4	Karen Killen, 1990-91
5.	77.3	Angela Phillips, 2003-04
6.	76.8	Bernisha Pinkett, 2010-11
7.	75.5	Patty Jo Hedges, 1979-80
8.	74.7	Stacey Reed, 1991-92
9.	72.2	Laura Meadows, 1997-98
10.	71.8	Josh Mills, 1989-90

Blocks

1.	49	Sarah Elliott, 2004-05
2.	46	Valerie Still, 1979-80
3.	38	Leslie Nichols, 1982-83
4.	35	Laura Meadows, 1977-98
5.	31	Azia Bishop, 2011-12
6.	25	Victoria Dunlap, 2007-08
7.	22	Jennifer Humphrey, 2002-03
	22	A'dia Mathies, 2009-10
9.	21	Samantha Drake, 2010-11
10.	17	Samantha Mahoney, 2004-05

Steals

1.	93	A'dia Mathies, 2009-10
2.	69	Stacey Reed, 1991-92
3.	60	Patty Jo Hedges, 1979-80
4.	55	Sandy Harding, 1983-84
5.	47	Laura Meadows, 1997-98
6.	43	Valerie Still, 1979-80
	43	Victoria Dunlap, 2007-08
8.	42	Christina Jansen, 1992-93
	42	Maegan Conwright, 2010-11
10.	40	Jodie Whitaker, 1985-86
	40	LaTonya McDole, 1998-99

Assists

1.	Sandy Harding, 1983-84	168
2.	Patty Jo Hedges, 1979-80	141
3.	Angela Phillips, 2002-03	119

4.	LaToya McDole, 1999-2000	93
5.	Stacey Reed, 1991-92	90
	Julie Whitaker, 1999-2000	90
7.	Rita Adams, 2000-01	87
	A'dia Mathies, 2009-10	87
9.	Daiesha Hawthorne, 2001-02	73
10.	Samantha Mahoney, 2004-05	67
	Maegan Conwright, 2010-11	57

Double-Figure Scoring Games

1.	29	Valerie Still, 1979-80
2.	26	A'dia Mathies, 2009-10
3.	23	Bria Goss, 2011-12
4.	22	Maria Donhoff, 1977-78
5.	18	Kristi Cushenberry, 1988-89
	18	Samantha Mahoney, 2004-05
7.	17	Leslie Nichols, 1982-83
	17	Laura Meadows, 1997-98
	17	Sarah Elliott, 2004-05
10.	15	Jodie Whitaker, 1985-86

Double-Figure Rebounds Games

1.	25	Valerie Still, 1979-80
2.	9	Leslie Nichols, 1982-83
3.	7	Victoria Dunlap, 2007-08
4.	6	Elisabeth Lukschu, 1977-78
5.	3	Laura Meadows, 1997-98
	3	Jennifer Humphrey, 2002-03

Double-Figure Assists

1.	2	Sandy Harding, 1983-84
2.	1	Jodie Whitaker, 1985-86
	1	Tracye Davis, 1987-88

Single-Game Records

Points

42	Valerie Still vs. Charleston (12/19/82)
----	---

Rebounds

26	Valerie Still vs. Rutgers (Jan. 12, 1980)
----	---

Assists

13	Tracye Davis vs. Tennessee St. (1/30/88)
----	--

Blocks

5	Sarah Elliott vs. West Virginia (3/28/05)
---	---

Steals

8	A'dia Mathies vs. Miss. Valley St. (1/1/10)
---	---

YEAR-BY-YEAR RESULTS

Year	Final Rank			H	A	N	SEC			Finish	SEC Tournament			NCAA/WNIT Tournament			Coach	
	W	L	Pct.				W	L	Pct.		W	L	Finish	W	L	Finish		
1974-75	16	9	.640														Fearnster	
1975-76	13	12	.520	6-4	5-5	2-3											Fearnster	
1976-77	19	7	.731	7-3	7-3	5-1											Yow	
1977-78	23	12	.657	13-3	5-4	5-5								2	1	3rd (WNIT)	Yow	
1978-79	13	16	.448	6-7	6-6	1-3											Yow	
1979-80	24	5	.828	14	14-1	8-3	2-1										Yow	
1980-81	25	6	.806	11	16-0	7-3	2-3					2	1	Semifinals			Hall	
1981-82	24	8	.750	13	17-2	6-5	1-1					1	2	Semifinals			Hall	
1982-83	23	5	.821	11	15-1	8-2	0-2	6	2	.750	t2nd SEC/2nd East	3	0	Champions	2	1	Elite 8	Hall
1983-84	15	13	.536		11-6	4-6	0-1	2	6	.250	t7th SEC/3rd East	0	1	Quarterfinals	0	1	First Round	Hall
1984-85	16	12	.571		11-5	5-6	0-1	3	5	.375	t7th SEC/4th East	0	1	1st Round				Hall
1985-86	18	11	.621		13-3	5-7	0-1	4	5	.444	t6th	0	1	Quarterfinals	0	1	First Round	Hall
1986-87	17	11	.607		8-5	7-4	2-2	3	6	.333	t7th	1	1	Quarterfinals				Hall
1987-88	14	15	.483		12-4	1-10	1-1	0	9	.000	10th	1	1	Quarterfinals				Fanning
1988-89	12	16	.428		9-4	3-11	0-1	3	6	.333	t7th	0	1	1st Round				Fanning
1989-90	23	8	.742		11-3	8-4	4-1	3	6	.333	8th	0	1	1st Round	3	0	Champions (WNIT)	Fanning
1990-91	20	9	.690		11-3	7-4	2-2	4	5	.444	t5th	0	1	Quarterfinals	0	1	First Round	Fanning
1991-92	16	14	.533		9-4	3-8	4-2	5	6	.455	6th	2	1	Semifinals				Fanning
1992-93	18	10	.643		10-3	5-4	3-3	5	6	.455	t6th	1	1	Quarterfinals				Fanning
1993-94	17	11	.607		9-4	6-5	2-2	5	6	.455	t7th	1	1	Quarterfinals				Fanning
1994-95	14	14	.500		8-5	5-8	1-1	4	7	.364	9th	1	1	Quarterfinals				Fanning
1995-96	8	19	.296		6-5	0-9	2-5	2	9	.182	t11th	0	1	1st Round				Mattox
1996-97	8	19	.296		4-6	3-10	1-3	2	10	.167	10th	0	1	1st Round				Mattox
1997-98	13	15	.464		7-5	3-9	3-1	5	9	.357	8th	0	1	1st Round				Mattox
1998-99	21	11	.656		7-3	9-5	5-3	7	7	.500	t5th	2	1	Semifinals	1	1	Second Round	Mattox
1999-00	15	14	.517		7-5	7-6	1-3	5	9	.357	t8th	1	1	Quarterfinals				Mattox
2000-01	6	21	.222		5-7	1-10	0-4	2	12	.143	12th	0	1	1st Round				Mattox
2001-02	9	20	.450		3-8	2-11	4-1	1	13	.071	12th	1	1	Quarterfinals				Mattox
2002-03	11	16	.407		8-5	1-10	2-1	4	10	.286	9th	0	1	1st Round				Mattox
2003-04	11	17	.393		7-7	3-9	1-1	3	11	.214	11th	0	1	1st Round				DeMoss
2004-05	18	16	.529		15-3	2-10	1-3	4	10	.286	t9th	0	1	1st Round	3	1	Semifinals (WNIT)	DeMoss
2005-06	22	9	.710		11-4	7-3	4-2	9	5	.643	4th	1	1	Semifinals	1	1	Second Round	DeMoss
2006-07	20	14	.588		10-5	6-7	4-2	6	8	.429	t7th	1	1	Quarterfinals	2	1	Third Round (WNIT)	DeMoss
2007-08	17	16	.515		10-5	5-8	2-3	8	6	.571	t4th	1	1	Semifinals	2	1	Quarterfinals (WNIT)	Mitchell
2008-09	16	16	.500		11-6	4-9	1-1	5	9	.357	t9th	0	1	1st Round	1	1	Second Round (WNIT)	Mitchell
2009-10	28	8	.778	19/19	17-0	6-6	5-2	11	5	.688	3rd	2	1	Finals	3	1	Elite Eight	Mitchell
2010-11	25	9	.735	17/22	13-2	8-5	4-2	11	5	.688	2nd	2	1	Finals	1	1	Second Round	Mitchell
2011-12	28	7	.800	12/8	18-0	6-5	4-2	13	3	.812	1st	1	1	Semifinals	3	1	Elite Eight	Mitchell
2012-13	30	6	.833	7/7	16-1	9-3	5-2	13	3	.82	2nd	2	1	Finals	3	1	Elite Eight	Mitchell

Totals 686 477 .589 391-147 193-243 86-78 158 219 .419 27 34 27 15
 Rankings – AP/Coaches Poll

ALL-TIME RESULTS

Matthew Mitchell

Overall Record at UK: 144-62
(2007-present)

2012-13

Coach: Matthew Mitchell

Record: 30-6 (13-3 SEC)

Nov. 10	Delaware State	96-50	Won	(H)
Nov. 13	Baylor #1/1	51-85	Lost	(A)
Nov. 17	High Point	80-46	Won	(H)
Nov. 23	Morehead State	73-37	Won	(H)
Nov. 25	USC Upstate	100-34	Won	(H)
Nov. 28	Miami (Ohio)	92-53	Won	(H)
Dec. 2	#7/6 Louisville	48-47	Won	(A)
Dec. 7	DePaul !	96-64	Won	(H)
Dec. 9	Middle Tennessee	68-46	Won	(H)
Dec. 18	Pepperdine	80-62	Won	(A)
Dec. 21	UC Santa Barbara	66-38	Won	(A)
Dec. 30	Marist	78-56	Won	(H)
Jan. 3	Florida	76-69	Won	(H)
Jan. 6	Alabama	87-70	Won	(A)
Jan. 10	#20/21 Texas A&M	65-62	Won	(H)
Jan. 13	Missouri	69-43	Won	(A)
Jan. 17	Mississippi State	100-47	Won	(H)
Jan. 20	Auburn	97-53	Won	(H)
Jan. 24	#18/14 South Carolina	50-55	Lost	(A)
Jan. 27	LSU	73-60	Won	(H)
Feb. 3	#13/14 Georgia	71-75	Lost	(H)
Feb. 7	Arkansas	80-74 (OT)	Won	(A)
Feb. 10	Vanderbilt	75-53	Won	(A)
Feb. 14	#16/14 South Carolina	78-74	Won	(H)
Feb. 18	#10/13 Texas A&M	70-66	Won	(A)
Feb. 24	LSU	72-77	Lost	(A)
Feb. 28	Ole Miss	90-65	Won	(A)
March 3	#8/8 Tennessee	78-65	Won	(H)
March 8	Vanderbilt *	76-65	Won	(N)
March 9	#12/12 Georgia *	60-38	Won	(N)
March 10	#19/19 Texas A&M *	67-75	Lost	(N)
March 24	Navy **	61-41	Won	(N)
March 26	#18/15 Dayton **	84-70	Won	(N)
March 30	#15/16 Delaware ***	69-62	Won	(N)
April 1	#3/3 Connecticut ***	53-83	Lost	(N)

! - Game played in Rupp Arena

* - SEC Tournament, Duluth, Ga. (The Arena at Gwinnett Center)

** - NCAA 1st & 2nd Rounds, Queens, N.Y. (Carnesecca Arena)

*** - NCAA Regional, Bridgeport, Conn. (Webster Bank Arena)

2011-12

SEC REGULAR SEASON CHAMPIONS

Coach: Matthew Mitchell

Record: 28-7 (13-3 SEC)

Nov. 11	Morehead State	96-60	Won	(A)
Nov. 15	Jacksonville State	100-25	Won	(H)
Nov. 17	Northeastern	81-47	Won	(H)
Nov. 19	Southern Miss	88-71	Won	(H)
Nov. 23	Nebraska Omaha	81-48	Won	(H)
Nov. 25	Sam Houston State	73-52	Won	(H)
Nov. 27	Mississippi Valley State	90-51	Won	(H)

Dec. 4	#10/11 Louisville	74-54	Won	(H)
Dec. 8	#6/5 Duke !	72-65	Won	(H)
Dec. 11	Arkansas-Pine Bluff	101-43	Won	(H)
Dec. 18	#3/3 Notre Dame	83-92	Lost	(A)
Dec. 21	Samford	90-61	Won	(H)
Dec. 28	Middle Tennessee	58-70	Lost	(A)
Jan. 1	Florida	59-56	Won	(A)
Jan. 5	Arkansas	84-72	Won	(H)
Jan. 8	Mississippi State	88-40	Won	(H)
Jan. 12	#6/7 Tennessee	61-60	Won	(H)
Jan. 15	#24/rv South Carolina	66-58	Won	(A)
Jan. 19	#15/14 Georgia	69-64	Won	(A)
Jan. 22	Florida	57-52	Won	(H)
Jan. 26	Auburn	66-48	Won	(A)
Jan. 29	Alabama	82-68	Won	(H)
Feb. 2	Ole Miss	82-41	Won	(H)
Feb. 5	LSU	51-61	Lost	(A)
Feb. 13	#13/11 Tennessee	54-91	Lost	(A)
Feb. 16	Alabama	75-77	Lost	(A)
Feb. 20	RV/#24 Vanderbilt	70-61	Won	(H)
Feb. 23	South Carolina	53-50	Won	(H)
Feb. 26	Mississippi State	76-40	Won	(A)
March 2	Florida *	71-67	Won	(N)
March 3	LSU *	61-72	Lost	(N)
March 17	McNeese State **	68-62	Won	(N)
March 19	#10/10 Green Bay **	65-62	Won	(N)
March 25	RV/#24 Gonzaga ***	79-62	Won	(N)
March 27	#3/3 Connecticut ***	65-80	Lost	(N)
! - Game played in Rupp Arena				
* - SEC Tournament, Nashville, Tenn. (Bridgestone Arena)				
** - NCAA 1st & 2nd Rounds, Ames, Iowa (Hilton Coliseum)				
*** - NCAA Regional, Kingston, R.I. (Ryan Center)				
Feb. 24	Arkansas	55-54	Won	(H)
Feb. 27	Auburn	76-62	Won	(A)
March 4	LSU **	60-58	Won	(N)
March 5	Vanderbilt **	69-56	Won	(N)
March 6	#4/4 Tennessee **	65-90	Lost	(N)
March 19	Hampton ***	66-62 (OT)	Won	(N)
March 21	#14/14 North Carolina ***	74-86	Lost	(N)

* Lady Eagle Thanksgiving Classic (Hattiesburg, Miss.) (Reed Green Coliseum)

** SEC Tournament, Nashville, Tenn. (Bridgestone Arena)

*** NCAA 1st & 2nd Rounds, Albuquerque, N.M. (The Pit/University Arena)

2009-10

Coach: Matthew Mitchell

Record: 28-8 (11-5 SEC)

Nov. 13	Boston	92-58	Won	(H)
Nov. 15	Butler	87-66	Won	(H)
Nov. 17	Morehead State	72-55	Won	(A)
Nov. 22	Chattanooga	65-55	Won	(H)
Nov. 25	UC-Santa Barbara	68-54	Won	(A)
Nov. 28	McNeese State	85-50	Won	(H)
Dec. 01	Miami (Ohio)	107-53	Won	(H)
Dec. 04	Cincinnati	68-57	Won	(A)
Dec. 13	Florida A&M	91-39	Won	(H)
Dec. 20	Louisville	101-67	Won	(H)
Dec. 22	UT-Martin	87-47	Won	(H)
Dec. 28	Middle Tennessee	51-57	Lost	(A)
Jan. 1	Mississippi Valley State	93-48	Won	(H)
Jan. 7	#8/8 Georgia	60-61 (OT)	Lost	(A)
Jan. 10	#17/16 Vanderbilt	63-53	Won	(H)
Jan. 14	South Carolina	71-79	Lost	(A)
Jan. 17	Alabama	88-63	Won	(H)
Jan. 21	Arkansas	69-52	Won	(H)
Jan. 24	Auburn	68-50	Won	(H)
Jan. 28	#18/19 LSU	71-62	Won	(A)
Jan. 31	Mississippi State	69-59	Won	(A)
Feb. 4	Ole Miss	80-66	Won	(H)
Feb. 7	Arkansas	71-57	Won	(A)
Feb. 11	#19/18 Georgia	64-48	Won	(H)
Feb. 14	#RV/No. 22 Vanderbilt	55-68	Lost	(A)
Feb. 18	Florida	77-51	Won	(H)
Feb. 21	South Carolina	71-50	Won	(H)
Feb. 25	#4/4 Tennessee	65-81	Lost	(A)
Feb. 28	Auburn	53-65	Lost	(A)
March 5	Auburn *	65-54	Won	(N)
March 6	Mississippi State *	76-65	Won	(N)
March 7	#4/4 Tennessee *	62-70	Lost	(N)
March 20	Liberty **	83-77	Won	(N)
March 22	#24/25 Michigan State **	70-52	Won	(N)
March 28	#4/4 Nebraska ***	76-67	Won	(N)
March 30	#12/12 Oklahoma ***	68-88	Lost	(N)

* SEC Tournament, Duluth Ga. (The Arena at Gwinnett Center)

** NCAA 1st & 2nd Rounds, Louisville, Ky. (Freedom Hall)

*** NCAA Regionals, Kansas City, Mo. (Sprint Center)

ALL-TIME RESULTS

2008-09

Coach: Matthew Mitchell

Record: 16-16 (5-9 SEC)

Nov. 15	Michigan	60-70	Lost	(H)
Nov. 17	Cincinnati	58-55	Won	(H)
Nov. 23	George Washington	67-48	Won	(H)
Nov. 28	Yale*	87-82	Won	(N)
Nov. 29	Long Island *	46-43	Won	(A)
Dec. 2	#23/25 Xavier	44-67	Lost	(A)
Dec. 4	Western Kentucky	57-66	Lost	(A)
Dec. 6	Furman	74-35	Won	(H)
Dec. 12	East Tennessee State	50-59	Lost	(H)
Dec. 14	#12/13 Louisville	59-75	Lost	(A)
Dec. 19	Alabama A&M	65-45	Won	(H)
Dec. 21	UC-Santa Barbara	69-58	Won	(H)
Dec. 30	IUPUI	82-60	Won	(H)
Jan. 1	North Carolina A&T	72-63	Won	(H)
Jan. 3	Miami (Ohio)	80-55	Won	(A)
Jan. 8	Tennessee	64-69	Lost	(A)
Jan. 11	Arkansas	72-63	Won	(H)
Jan. 15	Alabama	67-57	Won	(A)
Jan. 18	Mississippi State	45-52	Lost	(H)
Jan. 25	LSU	56-59	Lost	(H)
Jan. 29	#12/16 Florida	74-59	Lost	(A)
Feb. 1	Ole Miss	60-69	Lost	(A)
Feb. 5	South Carolina	61-47	Won	(H)
Feb. 8	#20/22 Vanderbilt	62-72	Lost	(H)
Feb. 12	#5/4 Auburn	69-81	Lost	(A)
Feb. 19	#13/19 Tennessee	66-56	Won	(H)
Feb. 22	LSU	56-57	Lost	(A)
Feb. 26	Georgia	57-61	Lost	(H)
March 1	South Carolina	70-53	Won	(A)
March 5	Georgia **	64-82	Lost	(N)
March 19	Chattanooga ***	81-76 (OT)	Won	(H)
March 22	Wisconsin ***	45-49	Lost	(A)

* Courtyard LaGuardia Turkey Classic (Brooklyn, N.Y.) - Wellness, Recreation and Athletic Center

** SEC Tournament (North Little Rock, Ark.) - Alltel Arena

*** WNIT Tournament (Campus Sites)

2007-08

Coach: Matthew Mitchell

Record: 17-16 (8-6 SEC)

Nov. 10	USC-Upstate	74-59	Won	(H)
Nov. 14	#14/12 George Wash.	65-75	Lost	(A)
Nov. 18	Florida Atlantic	61-53	Won	(H)
Nov. 23	Minnesota *	80-92	Lost	(N)
Nov. 24	#21/22 Texas *	60-72	Lost	(N)
Nov. 25	Lipscomb *	76-55	Won	(N)
Nov. 30	Western Kentucky !	74-78 (OT)	Lost	(H)
Dec. 4	William & Mary	75-44	Won	(H)
Dec. 8	Michigan	59-63	Lost	(A)
Dec. 20	Louisville !	65-80	Lost	(A)
Dec. 28	#23 Old Dominion	62-71	Lost	(H)
Dec. 30	South Alabama	66-56	Won	(A)
Jan. 1	Xavier	46-51	Lost	(H)
Jan. 7	Wofford	67-57	Won	(H)
Jan. 10	Florida	60-58	Won	(H)
Jan. 13	Mississippi State	64-60	Won	(A)
Jan. 17	#2 Tennessee	40-65	Lost	(A)
Jan. 20	#20/18 Auburn	62-55	Won	(H)
Jan. 24	South Carolina	66-62	Won	(A)

Jan. 27	#9 LSU !	46-72	Lost	(H)
Jan. 31	#17/14 Georgia	47-44	Won	(A)
Feb. 3	#2 Tennessee	51-79	Lost	(A)
Feb. 7	Ole Miss !	59-54	Won	(H)
Feb. 14	#25 Vanderbilt	49-66	Lost	(A)
Feb. 17	Alabama	64-44	Won	(H)
Feb. 21	#6 LSU	48-52	Lost	(A)
Feb. 24	Arkansas	59-56	Won	(A)
March 2	South Carolina !	57-65	Lost	(H)
March 7	#23/21 Georgia **	57-50	Won	(N)
March 8	#7/6 LSU **	49-66	Lost	(N)
March 21	Middle Tennessee ***	68-66 (OT)	Won	(H)
March 26	James Madison ***	84-76	Won	(H)
March 30	Marquette ***	64-69	Lost	(H)

* Rainbow Wahine Classic (Honolulu, Hawaii) - Stan Sheriff Center

** SEC Tournament (Nashville, Tenn.) - Sommet Center

*** WNIT Tournament (Lexington, Ky.) - Memorial Coliseum

! - Played in Rupp Arena

Mickie DeMoss

Overall Record at UK: 71-56 (2003-07)

2006-07

Coach: Mickie DeMoss

Record: 20-14 (6-8 SEC)

Nov. 10	Washington State *	80-51	Won	(H)
Nov. 12	Indiana *	51-54	Lost	(H)
Nov. 18	Old Dominion	69-55	Won	(A)
Nov. 24	Delaware **	70-86	Lost	(N)
Nov. 25	Southern Illinois **	78-59	Won	(N)
Nov. 29	Detroit	79-44	Won	(H)
Dec. 3	#19 Louisville	75-83	Lost	(A)
Dec. 8	Alabama State	75-46	Won	(H)
Dec. 17	Arkansas-Pine Bluff !	83-46	Won	(H)
Dec. 19	Mississippi Valley State	84-37	Won	(H)
Dec. 21	Southern	70-44	Won	(H)
Dec. 29	Kent State ***	82-47	Won	(N)
Dec. 30	Memphis ***	86-51	Won	(N)
Jan. 2	Texas-Pan American	77-45	Won	(H)
Jan. 4	South Carolina	59-55	Won	(H)
Jan. 6	#7/8 Ohio State	51-53	Lost	(A)
Jan. 11	Alabama	63-62	Won	(A)
Jan. 14	Ole Miss	65-67 (OT)	Lost	(H)
Jan. 18	#8 LSU	58-76	Lost	(A)
Jan. 21	Auburn	68-65	Won	(A)
Jan. 25	Mississippi State !	75-83 (2OT)	Lost	(H)
Jan. 28	South Carolina	56-66	Lost	(A)
Feb. 1	#15 Vanderbilt	62-63	Lost	(H)
Feb. 4	Florida	84-74	Won	(H)
Feb. 8	Ole Miss	69-61	Won	(A)
Feb. 11	#3 Tennessee	62-84	Lost	(A)
Feb. 15	#11/12 Georgia !	72-82 (OT)	Lost	(H)
Feb. 18	Arkansas !	87-60	Won	(H)
Feb. 25	Florida	79-83	Lost	(A)
March 1	Arkansas ****	72-57	Won	(N)
March 2	#10/12 Georgia ****	40-72	Lost	(N)
March 15	Oakland *****	65-56	Won	(A)
March 19	Ball State *****	85-82	Won	(A)

March 22	Wisconsin *****	61-67	Lost	(A)
----------	-----------------	-------	------	-----

* Women's Sports Foundation Tournament (Lexington, Ky.) - Memorial Coliseum

** odwalla Classic (San Francisco, Calif.) - War Memorial Gymnasium

*** Wells Fargo New Year's Classic (San Antonio, Texas) - USTA Convocation Center

**** SEC Tournament (Duluth, Ga.) - Gwinnett Center

***** WNIT (Campus Sites)

! - Played in Rupp Arena

2005-06

Coach: Mickie DeMoss

Record: 22-9 (9-5 SEC)

Nov. 18	IUPUI	81-52	Won	(H)
Nov. 22	Stetson	84-38	Won	(H)
Nov. 25	Indiana State *	68-58	Won	(N)
Nov. 26	Hofstra *	67-54	Won	(N)
Dec. 1	Florida International	71-56	Won	(H)
Dec. 6	North Carolina A&T	71-40	Won	(H)
Dec. 8	Georgetown	63-47	Won	(H)
Dec. 10	Detroit	74-65	Won	(A)
Dec. 18	#3 LSU	36-66	Lost	(H)
Dec. 22	Tennessee State	105-45	Won	(H)
Dec. 28	Louisville !	55-64	Lost	(H)
Dec. 31	Wake Forest	77-82	Lost	(A)
Jan. 2	Bowling Green St.	66-62 (OT)	Won	(H)
Jan. 8	South Carolina	72-60	Won	(H)
Jan. 12	#RV/24 Florida	80-65	Won	(A)
Jan. 15	Georgia Tech **	66-62	Won	(A)
Jan. 19	Auburn !	57-71	Lost	(H)
Jan. 22	Ole Miss	81-75	Won	(A)
Jan. 26	#1/3 Tennessee !	66-63	Won	(H)
Feb. 2	#14 Georgia	57-91	Lost	(A)
Feb. 5	Florida	61-68	Lost	(H)
Feb. 9	South Carolina	75-71	Won	(A)
Feb. 12	Arkansas	79-50	Won	(A)
Feb. 16	Ole Miss	65-61	Won	(H)
Feb. 19	Mississippi State	51-46	Won	(A)
Feb. 23	#23/24 Vanderbilt	55-72	Lost	(A)
Feb. 26	Alabama !	80-60	Won	(H)
March 2	#23/RV Florida ***	88-70	Won	(N)
March 3	#3 LSU ***	52-79	Lost	(N)
March 18	Chattanooga ****	69-59	Won	(N)
March 20	#16/17 Michigan State ****	63-67	Lost	(N)

* Pepperdine Tournament (Malibu, Calif.) - Firestone Fieldhouse

** Russell Athletic Shootout (Duluth, Ga.) - Gwinnett Center

*** SEC Tournament (North Little Rock, Ark.) - Alltel Arena

**** NCAA First and Second Rounds (Rosemont, Ill.) - Allstate Arena

! - Played in Rupp Arena

2004-05

Coach: Mickie DeMoss

Record: 18-16 (4-10 SEC)

Nov. 19	Butler	82-44	Won	(H)
Nov. 21	Florida A&M	84-55	Won	(H)
Nov. 25	Oregon St. &	73-70	Won	(N)
Nov. 26	South Dakota St. &	55-57	Lost	(N)
Nov. 27	#17/18 Rutgers &	60-75	Lost	(N)

ALL-TIME RESULTS

Dec. 1	Northwestern	70-63	Won	(A)
Dec. 5	Louisville	49-66	Lost	(A)
Dec. 10	Charleston So.	89-33	Won	(H)
Dec. 12	Marshall	73-55	Won	(A)
Dec. 18	UAB	90-60	Won	(H)
Dec. 21	Nicholls State !	106-51	Won	(H)
Dec. 28	Xavier	67-75	Lost	(A)
Dec. 30	Wake Forest !	66-61	Won	(H)
Jan. 2	St. Francis (Penn.)	85-73	Won	(H)
Jan. 4	Longwood	79-41	Won	(H)
Jan. 9	Alabama	63-69 (OT)	Lost	(A)
Jan. 13	#18 Georgia !	71-63	Won	(H)
Jan. 16	Ole Miss	70-63	Won	(H)
Jan. 20	Mississippi St.	59-72	Lost	(A)
Jan. 23	#7/9 Tennessee	49-67	Lost	(A)
Jan. 27	#23/21 Vanderbilt	67-73	Lost	(H)
Jan. 30	South Carolina	66-50	Won	(H)
Feb. 6	#18/19 Georgia	64-68	Lost	(A)
Feb. 10	Florida	59-70	Lost	(H)
Feb. 13	Auburn	50-65	Lost	(A)
Feb. 17	#1 LSU	58-81	Lost	(A)
Feb. 20	Mississippi State	55-71	Lost	(A)
Feb. 24	South Carolina	47-60	Lost	(A)
Feb. 27	Arkansas	73-67	Won	(H)
March 3	Auburn *	57-62	Lost	(N)
March 18	Eastern Michigan **	79-68	Won	(H)
March 20	Chattanooga **	91-54	Won	(H)
March 24	Xavier **	67-62	Won	(H)
March 28	West Virginia **	75-80 (2OT)	Lost	(H)

& Paradise Jam (St. Thomas, Virgin Islands)
 * SEC Tournament (Greenville, S.C.) - BiLo Center
 ** WNIT (Lexington, Ky.) - Memorial Coliseum
 ! - Played in Rupp Arena

2003-04

Coach: Mickie DeMoss
Record: 11-17 (3-11 SEC)

Nov. 21	IPFW	79-59	Won	(H)
Nov. 23	Northwestern	67-60	Won	(H)
Nov. 25	#13 North Carolina !	59-75	Lost	(H)
Nov. 28	Duquesne *	90-83	Won	(N)
Nov. 29	San Francisco *	59-67	Lost	(A)
Dec. 3	Louisville !	84-80 (OT)	Won	(H)
Dec. 10	Xavier	60-75	Lost	(H)
Dec. 13	Temple	82-86 (OT)	Lost	(A)
Dec. 20	Miami (Ohio)	64-58	Won	(A)
Dec. 22	Western Kentucky	76-63	Won	(A)
Dec. 30	Austin Peay	82-56	Won	(H)
Jan. 2	Cincinnati	52-60	Lost	(A)
Jan. 6	High Point	83-45	Won	(H)
Jan. 8	#22 Vanderbilt	57-65	Lost	(A)
Jan. 11	#12/9 Georgia	53-74	Lost	(H)
Jan. 18	#14 LSU	69-70	Lost	(H)
Jan. 22	Mississippi State	67-80	Lost	(A)
Jan. 25	South Carolina	75-61	Won	(A)
Jan. 29	#1 Tennessee	72-81	Lost	(H)
Feb. 1	Ole Miss	88-90 (2OT)	Lost	(A)
Feb. 5	#19/22 Auburn	54-71	Lost	(H)
Feb. 8	#24/RV Florida	56-76	Lost	(A)
Feb. 15	Mississippi State	41-54	Lost	(H)
Feb. 19	Arkansas	58-69	Lost	(A)
Feb. 22	Alabama	62-59	Won	(H)

Feb. 26	South Carolina	71-54	Won	(H)
Feb. 29	#19/15 Georgia	62-73	Lost	(A)
March 4	#19/RV Vanderbilt **	41-60	Lost	(N)

* Odwalla Classic (San Francisco, Calif.) - War Memorial Gym
 ** SEC Tournament (Nashville, Tenn.) - Gaylord Entertainment Center
 ! - Played in Rupp Arena

Bernadette Mattox Overall Record: 91-135 (1995-2003)

2002-03

Coach: Bernadette Mattox
Record: 11-16 (4-10 SEC)
Captain: Rita Adams

Nov. 25	Southern Illinois	79-53	Won	(H)
Nov. 29	Pacific *	77-61	Won	(N)
Nov. 30	Washington *	56-88	Lost	(A)
Dec. 4	Evansville	66-70	Lost	(A)
Dec. 7	Western Kentucky	83-88	Lost	(H)
Dec. 14	Hawaii **	59-70	Lost	(A)
Dec. 15	Long Island **	72-64	Won	(N)
Dec. 21	Miami (Ohio)	108-102 (OT)	Won	(H)
Dec. 23	Morris Brown	106-32	Won	(H)
Dec. 31	Cincinnati	69-67	Won	(H)
Jan. 2	Marshall !	75-42	Won	(H)
Jan. 5	Louisville	62-86	Lost	(A)
Jan. 12	Alabama	59-55	Won	(H)
Jan. 16	LSU	39-82	Lost	(A)
Jan. 19	Vanderbilt	50-84	Lost	(A)
Jan. 23	Ole Miss	83-66	Won	(H)
Jan. 26	Georgia	59-71	Lost	(A)
Feb. 2	South Carolina	46-49	Lost	(H)
Feb. 6	Auburn	56-63 (OT)	Lost	(A)
Feb. 9	Vanderbilt	63-85	Lost	(H)
Feb. 13	Arkansas	60-70	Lost	(H)
Feb. 16	Mississippi State	46-96	Lost	(A)
Feb. 20	Florida	49-47	Won	(H)
Feb. 23	Alabama	73-71 (2OT)	Won	(A)
Feb. 27	South Carolina	51-97	Lost	(A)
March 2	Tennessee	69-84	Lost	(H)
March 6	Auburn ***	62-68	Lost	(N)

* Seattle Times Husky Classic (Seattle, Wash.) - Bank of America Arena
 ** Hawaii Invitational (Honolulu, Hawaii) - Stan Sheriff Center
 *** SEC Tournament (North Little Rock, Ark.) - Alltel Arena
 ! - Played in Rupp Arena

2001-02

Coach: Bernadette Mattox
Record: 9-20 (1-13 SEC)
Captains: LaTonya McDole and Niecee Patterson

Nov. 17	Temple	64-55	Won	(H)
Nov. 23	Sam Houston State *	100-55	Won	(N)
Nov. 24	Memphis *	55-63	Lost	(A)
Nov. 28	North Carolina	64-102	Lost	(A)
Dec. 1	Miami (Fla.)	60-57	Won	(H)
Dec. 5	Miami (Ohio)	64-73	Lost	(A)

Dec. 8	Western Kentucky	79-84	Lost	(A)
Dec. 16	Virginia Commonwealth	66-61	Won	(A)
Dec. 19	Louisville	72-53	Won	(H)
Dec. 22	Evansville	72-78	Lost	(H)
Dec. 28	Southern Miss **	59-44	Won	(N)
Dec. 29	Lafayette **	83-60	Won	(N)
Jan. 3	Mississippi State	54-59	Lost	(H)
Jan. 6	Alabama	63-62	Won	(A)
Jan. 10	Vanderbilt	54-71	Lost	(A)
Jan. 13	Auburn	66-70	Lost	(H)
Jan. 17	Arkansas	64-76	Lost	(A)
Jan. 20	South Carolina	49-78	Lost	(A)
Jan. 24	LSU	59-75	Lost	(H)
Jan. 27	Alabama	58-61	Lost	(H)
Feb. 3	Georgia	50-76	Lost	(H)
Feb. 7	Ole Miss	66-76	Lost	(A)
Feb. 10	South Carolina	73-74	Lost	(H)
Feb. 14	Florida	59-81	Lost	(A)
Feb. 19	Cincinnati	57-73	Lost	(A)
Feb. 21	Vanderbilt	57-73	Lost	(H)
Feb. 24	Tennessee	64-89	Lost	(A)
Feb. 28	Mississippi State ***	75-72	Won	(N)
March 1	LSU ***	62-74	Lost	(N)

* Lady Tiger Classic (Memphis, Tenn.) - Elma Roane Fieldhouse
 ** Blue Sky Restaurant Group Classic (Hanover, N.H.) - Edward Leede Arena
 *** SEC Tournament (Nashville, Tenn.) - Gaylord Entertainment Center

European Tour May 2001 • 5-0

W, 87-56	Nice University Club (Nice, France)	May 9
W, 85-69	Lyon A.L.G.M (Lyon, France)	May 10
W, 59-44	Sion Helios BBC (Montreaux, Switzerland)	May 12
W, 87-50	Fribourg BBC (Fribourg, Switzerland)	May 13
OW, 78-59	Sceaux (Paris, France)	May 15

2000-01

Coach: Bernadette Mattox
Record: 6-21 (2-12 SEC)
Captain: LaTonya McDole

Nov. 21	Miami (Ohio)	77-71	Won	(H)
Nov. 25	Missouri *	51-86	Lost	(N)
Nov. 26	Houston *	77-78	Lost	(N)
Nov. 29	IUPUI	76-75	Won	(H)
Dec. 1	Purdue	67-87	Lost	(H)
Dec. 6	Xavier	62-80	Lost	(A)
Dec. 9	Louisville	57-63	Lost	(A)
Dec. 17	Fla. International **	60-58	Won	(A)
Dec. 19	Miami (Fla.)	59-74	Lost	(A)
Dec. 22	Cincinnati ***	38-57	Lost	(N)
Dec. 30	Florida Atlantic	112-71	Won	(H)
Jan. 4	Auburn	40-73	Lost	(A)
Jan. 7	Florida	48-85	Lost	(H)
Jan. 11	Vanderbilt	61-91	Lost	(H)
Jan. 14	Arkansas	50-69	Lost	(A)
Jan. 18	LSU	64-87	Lost	(A)
Jan. 21	Tennessee	38-110	Lost	(H)
Jan. 25	Alabama	71-64	Won	(H)
Jan. 27	Tennessee	39-83	Lost	(A)
Jan. 31	Va. Commonwealth	57-67	Lost	(H)
Feb. 4	Arkansas	78-84	Lost	(H)
Feb. 11	South Carolina	62-70	Lost	(A)
Feb. 15	Georgia	58-91	Lost	(A)

ALL-TIME RESULTS

Feb. 18	South Carolina	61-59	Won	(H)
Feb. 22	Ole Miss	54-75	Lost	(H)
Feb. 25	Mississippi State	66-74	Lost	(A)
March 1	LSU ****	57-72	Lost	(N)

* Pepperdine Classic (Malibu, Calif.) - Firestone Fieldhouse

** Baptist Health Systems Women's Fab Four Classic (Miami, Fla.) - Golden Panther Arena

*** Louisville, Ky. (double-header with UK Men vs. Indiana)

**** SEC Tournament (Memphis, Tenn.) - The Pyramid

1999-2000

Coach: Bernadette Mattox

Record: 15-14 (5-9 SEC)

Captains: Tiffany Wait and Erica Jackson

Nov. 19	Austin Peay	88-52	Won	(A)
Nov. 22	Miami (Ohio)	77-39	Won	(A)
Nov. 24	Connecticut *	62-68	Lost	(A)
Nov. 26	Clemson *	65-70	Lost	(N)
Dec. 1	Western Kentucky	75-48	Won	(H)
Dec. 6	New Mexico	62-52	Won	(A)
Dec. 11	Liberty	69-57	Won	(A)
Dec. 18	Purdue **	40-48	Lost	(N)
Dec. 22	Cincinnati	68-62	Won	(A)
Dec. 28	Tennessee-Martin	93-55	Won	(H)
Dec. 31	Xavier	67-68	Lost	(H)
Jan. 3	Winthrop	94-39	Won	(H)
Jan. 6	Auburn	71-69	Won	(H)
Jan. 10	Florida	72-58	Won	(A)
Jan. 13	Vanderbilt	55-60 (OT)	Lost	(A)
Jan. 16	Arkansas	68-60	Won	(H)
Jan. 20	LSU	59-66	Lost	(H)
Jan. 23	Tennessee	65-71	Lost	(H)
Jan. 27	Alabama	67-68	Lost	(A)
Jan. 30	Tennessee	48-77	Lost	(A)
Feb. 6	Arkansas	70-83	Lost	(A)
Feb. 13	South Carolina	73-71	Won	(H)
Feb. 17	Georgia	69-73	Lost	(H)
Feb. 20	South Carolina	51-64	Lost	(A)
Feb. 22	Louisville	75-65	Won	(H)
Feb. 24	Ole Miss	59-57	Won	(A)
Feb. 27	Mississippi State	46-63	Lost	(H)
March 2	Alabama ***	67-63	Won	(N)
March 3	Georgia ***	45-63	Lost	(N)

* Coaches vs. Cancer Challenge (Hartford, Conn.) - Hartford Civic Center

** Boilermaker Blockbuster (Indianapolis, Ind.) - Consecro Fieldhouse

*** SEC Tournament (Chattanooga, Tenn.) - UTC Arena

1998-99

Coach: Bernadette Mattox

Record: 21-11 (7-7 SEC)

Captains: Tiffany Wait and Jaye Barnes

Nov. 15	Austin Peay	88-71	Won	(H)
Nov. 19	Ohio State	92-84 (OT)	Won	(A)
Nov. 22	Tennessee-Martin	90-60	Won	(A)
Nov. 27	Louisville *	73-62	Won	(N)
Nov. 28	Hawaii *	66-57	Won	(A)
Nov. 29	UCLA *	54-64	Lost	(N)
Dec. 6	Auburn	68-62	Won	(A)
Dec. 9	Miami (Ohio)	76-56	Won	(H)
Dec. 12	Liberty	76-80	Lost	(H)
Dec. 19	Eastern Illinois **	90-71	Won	(N)

Dec. 20	Wichita State **	58-51	Won	(A)
Dec. 28	Cincinnati	70-59	Won	(H)
Jan. 3	Florida	63-77	Lost	(H)
Jan. 7	Vanderbilt	70-69	Won	(H)
Jan. 10	Ole Miss	57-60	Lost	(A)
Jan. 14	LSU	59-67	Lost	(A)
Jan. 17	Tennessee	60-98	Lost	(A)
Jan. 20	Louisville	69-56	Won	(A)
Jan. 24	Alabama	76-72	Won	(H)
Jan. 28	Florida	80-70	Won	(A)
Jan. 31	Arkansas	69-74 (OT)	Lost	(A)
Feb. 4	Auburn	67-68	Lost	(H)
Feb. 7	Georgia	80-76	Won	(H)
Feb. 11	South Carolina	78-76	Won	(A)
Feb. 14	Mississippi State	78-83	Lost	(A)
Feb. 16	Eastern Kentucky	87-47	Won	(A)
Feb. 21	South Carolina	93-65	Won	(H)
Feb. 25	Ole Miss ***	75-59	Won	(N)
Feb. 26	LSU ***	81-71	Won	(N)
Feb. 27	Georgia ****	62-68	Lost	(N)
March 13	Nebraska ****	98-92	Won	(N)
March 15	UCLA ****	63-87	Lost	(N)

* Rainbow Wahine Classic (Honolulu, Hawaii)

** Wichita State Shocker Shootout (Wichita, Kan.)

*** SEC Tournament (Chattanooga, Tenn.)

**** NCAA Tournament (Los Angeles, Calif.)

1997-98

Coach: Bernadette Mattox

Record: 13-15 (5-9 SEC)

Captains: Jaye Barnes, Tiffany Wait and Natalie Martinez

Nov. 18	Indiana	71-84	Lost	(A)
Nov. 21	Southwest Missouri	54-74	Lost	(A)
Nov. 25	Michigan State	57-71	Lost	(A)
Nov. 28	Illinois Chicago *	60-46	Won	(N)
Nov. 29	Nebraska *	59-68	Lost	(A)
Dec. 3	Ohio State	68-51	Won	(H)
Dec. 6	Dayton	73-69	Won	(H)
Dec. 8	Western Kentucky	66-64 (OT)	Won	(A)
Dec. 14	Auburn	68-67	Won	(H)
Dec. 20	Miami (Ohio)	71-64	Won	(A)
Dec. 28	UMass **	57-51	Won	(N)
Dec. 29	Northeastern **	76-39	Won	(N)
Jan. 4	Florida	58-100	Lost	(A)
Jan. 7	Vanderbilt	54-64	Lost	(A)
Jan. 10	Ole Miss	49-76	Lost	(H)
Jan. 14	LSU (Cincinnati)	74-71 (OT)	Won	(H)
Jan. 18	Tennessee	65-93	Lost	(H)
Jan. 21	Louisville \$	62-80	Lost	(H)
Jan. 24	Alabama	56-62	Lost	(A)
Jan. 28	Florida	63-70	Lost	(H)
Jan. 31	Arkansas	79-63	Lost	(H)
Feb. 4	Auburn	53-48	Won	(A)
Feb. 8	South Carolina	87-73	Won	(H)
Feb. 11	Georgia	46-87	Lost	(A)
Feb. 15	Mississippi State	71-62	Won	(H)
Feb. 17	Eastern Kentucky	76-60	Won	(H)
Feb. 21	South Carolina	65-67	Lost	(A)
Feb. 26	Mississippi State ***	48-67	Lost	(N)

* Nebraska CableVision Classic (Lincoln, Neb.)

** Citizen's Bank Dartmouth Classic (Hanover, N.H.)

*** SEC Tournament (Columbus, Ga.)

\$ - Played in Louisville - Freedom Hall (Double-header w/UK men's team)

1996-97

Coach: Bernadette Mattox

Record: 8-19 (2-10 SEC)

Nov. 22	Michigan *	54-68	Lost	(N)
Nov. 23	Western Michigan *	61-44	Won	(A)
Nov. 27	Michigan State	50-76	Lost	(H)
Nov. 30	Dayton	53-55	Lost	(A)
Dec. 4	Ohio State	66-84	Lost	(A)
Dec. 7	Toledo	54-80	Lost	(A)
Dec. 13	Miami (Ohio)	71-63	Won	(H)
Dec. 15	Indiana	62-74	Lost	(H)
Dec. 22	Southwest Missouri	64-58	Won	(H)
Dec. 29	Alaska-Anchorage **	76-41	Won	(N)
Dec. 30	Villanova **	63-54	Won	(A)
Jan. 2	Ole Miss	52-83	Lost	(A)
Jan. 5	LSU	63-73	Lost	(A)
Jan. 8	Vanderbilt	54-65	Lost	(H)
Jan. 12	Tennessee	61-84	Lost	(A)
Jan. 14	Western Kentucky	79-73	Won	(H)
Jan. 22	Alabama #	62-78	Lost	(N)
Jan. 25	Arkansas	55-88	Lost	(A)
Jan. 29	South Carolina	59-68	Lost	(A)
Feb. 2	Auburn	59-60	Lost	(H)
Feb. 5	Eastern Kentucky	62-67	Lost	(A)
Feb. 8	Georgia	62-80	Lost	(H)
Feb. 13	Florida	53-77	Lost	(H)
Feb. 16	Mississippi State	74-57	Won	(A)
Feb. 18	Louisville	52-64	Lost	(A)
Feb. 22	South Carolina	76-52	Won	(H)
Feb. 28	Arkansas ***	60-71	Lost	(N)

* Western Michigan Tournament (Kalamazoo, Mich)

** Villanova Wildcat Classic (Villanova, Penn.)

*** SEC Tournament (Chattanooga, Tenn.)

Played in Cincinnati, Ohio - Riverfront Coliseum

1995-96

Coach: Bernadette Mattox

Record: 8-19 (2-9 SEC)

Captains: Christina Jansen and Julie Swarens-Beickman

Nov. 24	UNC-Asheville *	98-76	Won	(H)
Nov. 25	Toledo *	88-76	Won	(H)
Nov. 29	Ohio State	67-77	Lost	(H)
Dec. 1	Loyola (Md.) **	67-54	Won	(N)
Dec. 2	Northwestern **	42-78	Lost	(A)
Dec. 5	Western Kentucky	61-81	Lost	(A)
Dec. 8	Indiana #	64-71	Lost	(N)
Dec. 16	Florida ##	46-69	Lost	(N)
Dec. 21	Syracuse ###	83-63	Won	(N)
Dec. 23	Miami (Ohio)	62-71	Lost	(A)
Dec. 29	Duke ***	54-73	Lost	(N)
Dec. 30	N.C. State ***	62-66	Lost	(N)
Jan. 3	Ole Miss	60-68	Lost	(H)
Jan. 7	LSU	52-62	Lost	(H)
Jan. 11	Vanderbilt	53-58	Lost	(A)
Jan. 14	Tennessee	45-60	Lost	(H)
Jan. 20	Alabama	51-66	Lost	(A)
Jan. 24	South Carolina	53-66	Lost	(H)
Jan. 28	Arkansas	69-65	Won	(H)
Feb. 7	Marshall	66-72	Lost	(A)
Feb. 10	Auburn	46-88	Lost	(A)
Feb. 13	Georgia	55-75	Lost	(A)
Feb. 17	Mississippi State	78-60	Won	(H)
Feb. 19	Louisville	74-66	Won	(H)

ALL-TIME RESULTS

Feb. 24	South Carolina	65-76	Lost	(A)
Feb. 27	Eastern Kentucky	68-62	Won	(H)
March 1	Auburn ****	43-58	Lost	(N)
* UK Invitational Tournament (Lexington, Ky.)				
** Northwestern Inv. Tournament (Evanston, Ill.)				
*** Big Four Classic (Greensboro, N.C.)				
**** SEC Tournament (Chattanooga, Tenn.)				
# Played in Lafayette, Ind. - Mackey Arena				
## Played in Orlando, Fla. - Orlando Arena				
### Played in Cincinnati, Ohio - Riverfront Coliseum				

Sharon Fanning Overall Record: 134-97 (1987-95)

1994-95

Coach: Sharon Fanning				
Record: 14-14 (4-7 SEC)				
Captains: Stacey Reed, Karri Koach and Stephanie Baker				
Nov. 25	UMass *	73-55	Won	(H)
Nov. 26	St. John's *	67-54	Won	(H)
Dec. 1	Detroit	71-48	Won	(H)
Dec. 4	Ohio State	59-75	Lost	(A)
Dec. 7	Indiana	60-65	Lost	(A)
Dec. 11	Western Kentucky	48-64	Lost	(H)
Dec. 17	Ole Miss	58-66	Lost	(A)
Dec. 19	Memphis	71-81	Lost	(A)
Dec. 28	UCLA	65-74	Lost	(A)
Dec. 31	Cal St.-Northridge	74-52	Won	(A)
Jan. 4	Florida !	63-55	Won	(H)
Jan. 7	South Carolina	85-67	Won	(H)
Jan. 11	Louisville	76-77 (OT)	Lost	(A)
Jan. 15	Mississippi State	65-53	Won	(A)
Jan. 17	Cincinnati	52-49	Won	(A)
Jan. 22	Georgia	57-68	Lost	(H)
Jan. 26	Vanderbilt	53-82	Lost	(H)
Jan. 29	Auburn	62-73	Lost	(H)
Feb. 1	UNC-Asheville	70-55	Won	(A)
Feb. 4	Arkansas	56-62	Lost	(A)
Feb. 8	Marshall	91-58	Won	(H)
Feb. 11	Alabama	62-68	Lost	(H)
Feb. 15	Morehead State	78-49	Won	(H)
Feb. 19	Tennessee	41-67	Lost	(A)
Feb. 22	Eastern Kentucky	80-67	Won	(H)
Feb. 25	LSU	63-49	Won	(A)
March 3	Auburn **	75-51	Won	(N)
March 4	Tennessee **	62-74	Lost	(N)

* Lady Kat Invitational (Lexington, Ky.)
 ** SEC Tournament (Chattanooga, Tenn.)
 ! - Played in Rupp Arena

1993-94

Coach: Sharon Fanning				
Record: 17-11 (5-6 SEC)				
Captains: Tedra Eberhart, Jennifer Gray, Kayla Campbell and Christe Jordan				
Nov. 26	Marist *	96-65	Won	(H)
Nov. 27	Georgetown *	87-82	Won	(H)
Dec. 1	Detroit	82-76	Won	(A)
Dec. 4	Memphis State	91-63	Won	(H)

Dec. 7	Indiana	74-86	Lost	(H)
Dec. 10	Western Kentucky	77-82 (OT)	Lost	(A)
Dec. 18	Ole Miss	47-51	Lost	(H)
Dec. 21	Ohio State	81-94	Lost	(H)
Dec. 29	Central Florida **	87-45	Won	(A)
Dec. 30	Florida State **	58-55	Won	(N)
Dec. 31	North Carolina **	75-80 (OT)	Lost	(N)
Jan. 4	Florida	64-81	Lost	(A)
Jan. 8	South Carolina	82-63	Won	(A)
Jan. 12	Vanderbilt	56-83	Lost	(A)
Jan. 16	Mississippi State	81-79	Won	(H)
Jan. 19	Louisville	95-62	Won	(H)
Jan. 23	Georgia	71-70	Won	(A)
Jan. 29	Auburn	61-75	Lost	(A)
Feb. 1	Eastern Kentucky	99-75	Won	(H)
Feb. 5	Arkansas	81-60	Won	(H)
Feb. 8	Cincinnati	86-56	Won	(H)
Feb.13	Alabama	82-96	Lost	(A)
Feb. 16	Marshall	66-43	Won	(A)
Feb. 18	Tennessee	89-95 (OT)	Lost	(H)
Feb. 23	Murray State	74-67	Won	(A)
Feb. 26	LSU	89-71	Won	(H)
March 4	South Carolina ***	83-80	Won	(N)
March 5	Vanderbilt ***	67-72	Lost	(N)

* Lady Kat Invitational (Lexington, Ky.)
 ** Central Florida Holiday Classic (Orlando, Fla.)
 *** SEC Tournament (Chattanooga, Tenn.)

1992-93

Coach: Sharon Fanning				
Record: 18-10 (5-6 SEC)				
Captains: Cathy Proctor, Mia Daniel and Jocelyn Mills				
Dec. 1	Marshall	79-44	Won	(H)
Dec. 4	Murray State *	89-55	Won	(H)
Dec. 5	Connecticut *	75-54	Won	(H)
Dec. 9	South Carolina	76-55	Won	(H)
Dec. 11	UNC-Charlotte **	54-57	Lost	(N)
Dec. 12	West Virginia **	73-63	Won	(N)
Dec. 19	Oklahoma State ***	57-61	Lost	(N)
Dec. 20	Chicago State ***	95-33	Won	(N)
Dec. 28	Bradley	78-49	Won	(A)
Dec. 31	Kansas	71-61	Won	(H)
Jan. 4	Mississippi State	73-53	Won	(A)
Jan. 6	Louisville	58-53	Won	(A)
Jan. 10	Georgia	69-60	Won	(H)
Jan. 13	Morehead State	66-38	Won	(H)
Jan. 16	Auburn	49-52	Lost	(H)
Jan. 19	Western Kentucky	62-60	Won	(H)
Jan. 23	Arkansas	43-45	Lost	(A)
Jan. 26	Butler	83-76	Won	(A)
Jan. 31	Alabama	77-73	Won	(H)
Feb. 6	Tennessee	61-85	Lost	(A)
Feb. 10	Cincinnati	69-72	Lost	(A)
Feb. 13	LSU	72-65	Won	(A)
Feb. 18	Eastern Kentucky	74-56	Won	(H)
Feb. 20	Ole Miss	65-77	Lost	(A)
Feb. 23	Vanderbilt	52-65	Lost	(H)
Feb. 28	Florida	69-72	Lost	(H)
March 5	Mississippi State ****	84-73	Won	(N)
March 6	Vanderbilt ****	61-68	Lost	(N)

* Lady Kat Invitational (Lexington, Ky.)
 ** Iowa Amana Hawkeye Classic (Iowa City, Iowa)
 *** Wichita State Pizza Hut Classic (Wichita, Kan.)

**** SEC Tournament (Chattanooga, Tenn.)

Finland & Estonia Tour May 1992 • 5-0

W, 76-56	Tapiolan Urheiluhall (Finland)
W, 73-49	Finnish Junior National Team
W, 71-66	Estonia
W, 82-80	Meelis Estonian
W, 77-53	Espoo (Finland)

1991-92

Coach: Sharon Fanning				
Record: 16-14 (5-6 SEC)				
Captains: Kristi Cushenberry, Rebekah Reasor and Stacy McIntyre				
Nov. 23	Iowa	68-74	Lost	(H)
Nov. 26	Miami (Ohio)	90-60	Won	(H)
Nov. 29	Wichita State *	79-58	Won	(H)
Nov. 30	Houston *	70-76	Lost	(H)
Dec. 3	South Carolina	75-63	Won	(A)
Dec. 6	St. John's **	83-77	Won	(N)
Dec. 7	Kansas **	51-62	Lost	(A)
Dec. 11	Western Kentucky	67-66	Won	(A)
Dec. 14	George Washington	62-71	Lost	(A)
Dec. 28	Holy Cross ***	87-69	Won	(N)
Dec. 29	St. John's ***	64-73	Lost	(N)
Dec. 31	Connecticut	53-81	Lost	(A)
Jan. 4	Mississippi State	75-52	Won	(H)
Jan. 7	Ohio State	94-101	Lost	(A)
Jan. 11	Georgia	65-83	Lost	(A)
Jan. 14	Cincinnati	82-72	Won	(H)
Jan. 19	Auburn	51-47	Won	(A)
Jan. 24	Arkansas	75-74 (OT)	Won	(H)
Jan. 28	Butler	97-75	Won	(H)
Feb. 1	Alabama	72-78	Lost	(A)
Feb. 5	Morehead State	79-58	Won	(H)
Feb. 8	Tennessee	52-77	Lost	(H)
Feb. 12	Vanderbilt	67-93	Lost	(A)
Feb. 16	LSU	71-55	Won	(H)
Feb. 19	Louisville	81-71	Won	(H)
Feb. 23	Ole Miss	69-82	Lost	(H)
Feb. 29	Florida	73-77	Lost	(A)
March 6	Arkansas ****	79-63	Won	(N)
March 7	Alabama ****	95-87	Won	(N)
March 8	Tennessee ****	80-94	Lost	(N)

* Lady Kat Invitational Tournament (Lexington, Ky.)
 ** Kansas Dial Classic (Lawrence, Kan.)
 *** St. John's Cahill Invitational (Jamaica, N.Y.)
 **** SEC Tournament (Albany, Ga.)

1990-91

Coach: Sharon Fanning				
Record: 20-9 (4-5 SEC)				
Captains: Tracye Davis, Kristi Cushenberry and Stacy McIntyre				
Nov. 23	Kent State *	114-83	Won	(H)
Nov. 24	Duquesne *	101-56	Won	(H)
Nov. 26	Northern Kentucky	97-79	Won	(H)
Nov. 28	Ohio State	107-73	Won	(H)
Dec. 2	Indiana	64-80	Lost	(A)
Dec. 5	Miami (Ohio)	72-68	Won	(H)
Dec. 7	Bradley	103-75	Won	(H)

ALL-TIME RESULTS

Dec. 15	Dayton !	95-68	Won	(H)
Dec. 17	Eastern Illinois	82-48	Won	(H)
Dec. 19	Marquette	86-60	Won	(A)
Dec. 29	Northeast Louisiana **	73-66	Won	(N)
Dec. 30	Indiana **	78-71	Won	(N)
Jan. 2	Pepperdine	73-64	Won	(A)
Jan. 6	LSU	74-78	Lost	(A)
Jan. 12	Tennessee	70-80	Lost	(A)
Jan. 17	Louisville	63-70	Lost	(A)
Jan. 20	Vanderbilt	80-63	Won	(H)
Jan. 27	Alabama	65-72	Lost	(H)
Jan. 30	Auburn	69-72	Lost	(H)
Feb. 1	Alabama-Birmingham	84-55	Won	(H)
Feb. 3	Georgia	71-87	Lost	(H)
Feb. 6	Morehead State	83-67	Won	(A)
Feb. 9	Mississippi State	75-64	Won	(A)
Feb. 13	Cincinnati	82-50	Won	(A)
Feb. 16	Ole Miss	87-81	Won	(A)
Feb. 21	Eastern Kentucky	79-71	Won	(A)
Feb. 23	Florida	67-65	Won	(H)
March 2	LSU ***	76-96	Lost	(N)
March 13	James Madison ****	62-70	Lost	(N)

* Lady Kat Invitational Tournament (Lexington, Ky.)

** Nevada-Reno New Year's Classic (Reno, Nevada)

*** SEC Tournament (Albany, Ga.)

**** NCAA Tournament First Round (East Region - Harrisonburg, Va.)

! - Played in Rupp Arena

1989-90

Coach: Sharon Fanning

Record: 23-8 (3-6 SEC)

Captain: Vanessa Foster-Sutton

Co-Captains: Malinka Salhi, Lisa Ellis and Kris Miller

Nov. 24	Kentucky State *	121-44	Won	(H)
Nov. 25	Missouri *	102-84	Won	(H)
Nov. 28	Ohio State	86-89 (3OT)	Lost	(A)
Nov. 30	Miami (Ohio)	61-56	Won	(A)
Dec. 2	Marquette	96-68	Won	(H)
Dec. 4	Indiana !	76-48	Won	(H)
Dec. 8	Michigan State **	89-72	Won	(A)
Dec. 9	Miami (Fla.) **	80-71	Won	(N)
Dec. 17	Central Florida	102-58	Won	(A)
Dec. 20	Stetson	93-58	Won	(A)
Dec. 30	Dayton	88-58	Won	(A)
Jan. 3	Cincinnati	79-45	Won	(H)
Jan. 7	Vanderbilt	70-79	Lost	(A)
Jan. 11	LSU	79-80 (OT)	Lost	(H)
Jan. 15	Mississippi State	86-61	Won	(H)
Jan. 17	Southern Utah	98-39	Won	(H)
Jan. 22	Tennessee	60-76	Lost	(H)
Jan. 27	Ole Miss !	64-71	Lost	(H)
Jan. 31	Eastern Kentucky	80-59	Won	(H)
Feb. 3	Georgia	75-78	Lost	(A)
Feb. 5	Alabama-Birmingham	81-71	Won	(A)
Feb. 10	Florida	84-70	Won	(A)
Feb. 15	Louisville	83-68	Won	(H)
Feb. 17	Alabama	74-58	Won	(A)
Feb. 20	Morehead State	106-71	Won	(H)
Feb. 24	Auburn	60-68	Lost	(A)
Feb. 27	Middle Tennessee	72-56	Won	(H)
March 2	Florida***	54-70	Lost	(N)
March 22	Maine****	76-66	Won	(N)
March 23	Miami (Fla.)****	80-68	Won	(N)

March 24	Toledo ****	85-76	Won	(N)
* Lady Kat Invitational Tournament (Lexington, Ky.)				
** Michigan State Holiday Classic (East Lansing, Mich.)				
*** SEC Tournament (Albany, Ga.)				
**** NWIT (Amarillo, Texas)				
! - Played in Rupp Arena				

1988-89

Coach: Sharon Fanning

Record: 12-16 (3-6 SEC)

Captains: Jodie Whitaker and Pam Shrum

Nov. 25	American University *	84-46	Won	(H)
Nov. 26	Radford *	89-83	Won	(H)
Nov. 29	Ohio State	80-82	Lost	(H)
Dec. 3	Ohio	77-80	Lost	(A)
Dec. 6	Dayton	72-59	Won	(H)
Dec. 10	Indiana	71-83	Lost	(A)
Dec. 18	Illinois	71-84	Lost	(A)
Dec. 20	Cincinnati	58-61	Lost	(A)
Dec. 30	Austin Peay	95-57	Won	(H)
Jan. 3	Morehead State	70-74	Lost	(A)
Jan. 6	Vanderbilt	74-68	Won	(H)
Jan. 8	Middle Tennessee	68-66	Won	(A)
Jan. 11	Eastern Kentucky	83-77 (OT)	Won	(A)
Jan. 13	Marshall	72-61	Won	(H)
Jan. 16	Kentucky State	92-53	Won	(H)
Jan. 18	Louisville	77-73	Won	(A)
Jan. 21	Tennessee	57-101	Lost	(A)
Jan. 24	Western Kentucky	75-79	Lost	(H)
Jan. 28	Ole Miss	52-70	Lost	(A)
Jan. 31	Mississippi State	54-64	Lost	(A)
Feb. 4	Georgia	70-92	Lost	(H)
Feb. 7	Tennessee Tech	68-88	Lost	(A)
Feb. 11	Florida	97-90	Won	(H)
Feb. 14	LSU	72-86	Lost	(A)
Feb. 17	Alabama	89-75	Won	(H)
Feb. 19	Virginia Tech	66-75	Lost	(A)
Feb. 25	Auburn	70-89	Lost	(H)
March 3	Florida **	64-67	Lost	(N)

* Lady Kat Invitational Tournament (Lexington, Ky.)

** SEC Tournament (Albany, Ga.)

1987-88

Coach: Sharon Fanning

Record: 14-15 (0-9 SEC)

Captains: Belitta Croley, Monique Tarantini and Michele Pennie

Nov. 27	Louisville *	98-77	Won	(H)
Nov. 28	East Carolina *	93-75	Won	(H)
Dec. 1	Eastern Kentucky	96-79	Won	(H)
Dec. 7	Tennessee Tech	78-69	Won	(H)
Dec. 9	Indiana	75-68	Won	(H)
Dec. 11	Western Kentucky	56-80	Lost	(A)
Dec. 20	Morehead State	101-83	Won	(H)
Dec. 28	Ohio	98-85	Won	(H)
Dec. 30	Cincinnati	67-60	Won	(H)
Jan. 4	Louisiana Tech	63-95	Lost	(A)
Jan. 7	Mississippi State	61-68	Lost	(H)
Jan. 10	Marshall	57-58	Lost	(A)
Jan. 13	Alabama	54-74	Lost	(A)
Jan. 16	Illinois State	78-84	Lost	(A)
Jan. 18	Belmont College	79-75	Won	(H)
Jan. 23	Florida	64-68	Lost	(A)

Jan. 28	Vanderbilt	68-83	Lost	(A)
Jan. 30	Tennessee State	88-70	Won	(A)
Feb. 2	Ole Miss	67-75	Lost	(H)
Feb. 5	Alabama-Birmingham	76-69	Won	(H)
Feb. 7	Georgia	70-86	Lost	(A)
Feb. 10	Dayton	58-68	Lost	(A)
Feb. 14	Auburn	57-93	Lost	(A)
Feb. 18	Tennessee	75-99	Lost	(H)
Feb. 23	LSU	74-88	Lost	(H)
Feb. 25	Middle Tennessee	76-68	Won	(H)
Feb. 29	Virginia Tech	80-79	Won	(H)
March 4	Vanderbilt**	75-67	Won	(N)
March 5	Tennessee**	66-100	Lost	(N)

* Lady Kat Invitational (Lexington, Ky.)

** SEC Tournament (Albany, Ga.)

Terry Hall

Overall Record: 138-66 (1980-87)

1986-87

Coach: Terry Hall

Record: 17-11 (3-6 SEC)

Captains: Sandy Harding, Debbie Miller and Melanie Warren

Nov. 28	Bowling Green State *	74-62	Won	(H)
Nov. 29	Illinois State *	78-70	Won	(H)
Dec. 3	Indiana	63-61	Won	(A)
Dec. 6	Miami (Fla.)	71-55	Won	(A)
Dec. 9	Eastern Kentucky	88-56	Won	(A)
Dec. 12	Ohio State	71-76	Lost	(H)
Dec. 14	Illinois	76-78	Lost	(H)
Dec. 20	Middle Tennessee State	79-68	Won	(A)
Dec. 29	Howard **	65-62	Won	(N)
Dec. 30	Duke **	63-68	Lost	(N)
Jan. 3	Louisiana Tech	63-64	Lost	(H)
Jan. 7	Morehead State	73-57	Won	(A)
Jan. 11	Tennessee	64-76	Lost	(A)
Jan. 15	Tennessee State	91-65	Won	(H)
Jan. 17	LSU	73-83	Lost	(A)
Jan. 21	Vanderbilt	74-71	Won	(H)
Jan. 23	Old Dominion	85-70	Won	(H)
Jan. 28	Ole Miss	64-72	Lost	(A)
Jan. 30	Mississippi State	61-81	Lost	(A)
Feb. 3	Auburn	53-72	Lost	(H)
Feb. 7	Alabama	89-80	Won	(H)
Feb. 14	Florida	83-76	Won	(H)
Feb. 18	Cincinnati	86-56	Won	(A)
Feb. 21	Louisville	70-48	Won	(A)
Feb. 24	Dayton	73-57	Won	(H)
Feb. 27	Georgia	64-73	Lost	(H)
March 4	Florida ***	75-53	Won	(N)
March 5	Georgia ***	64-67	Lost	(N)

* Lady Kat Invitational (Lexington, Ky.)

** St. John's Christmas Tournament (Jamaica, N.Y.)

*** SEC Tournament (Albany, Ga.)

ALL-TIME RESULTS

1985-86

Coach: Terry Hall

Record: 18-11 (4-5 SEC)

Captains: Leslie Nichols, Karen Mosley and Shelly Miller

Nov. 22	Marshall	102-73	Won	(A)
Nov. 29	Cleveland State *	101-63	Won	(H)
Nov. 30	Middle Tennessee *	85-77	Won	(H)
Dec. 2	Morehead State	73-58	Won	(H)
Dec. 4	Southern Illinois	66-62	Won	(H)
Dec. 7	Illinois	74-78	Lost	(A)
Dec. 13	Indiana	60-68	Lost	(H)
Dec. 22	Western Michigan	84-60	Won	(H)
Dec. 30	Ohio State	70-66	Won	(A)
Jan. 2	Tennessee Tech	65-69 (OT)	Lost	(A)
Jan. 5	Eastern Kentucky	97-55	Won	(H)
Jan. 8	Ole Miss !	69-72	Lost	(H)
Jan. 10	Old Dominion	69-74	Lost	(A)
Jan. 14	Dayton	84-64	Won	(A)
Jan. 18	Florida	66-68	Lost	(A)
Jan. 21	Cincinnati	80-67	Won	(H)
Jan. 24	Tennessee	96-82	Won	(H)
Jan. 28	LSU	63-76	Lost	(H)
Jan. 31	Charleston	111-64	Won	(H)
Feb. 2	Auburn	91-90 (2OT)	Won	(A)
Feb. 5	Vanderbilt	79-70	Won	(A)
Feb. 8	Miami (Fla.)	108-53	Won	(H)
Feb. 12	Alabama	75-76	Lost	(A)
Feb. 14	Louisville	87-77	Won	(H)
Feb. 16	Mississippi State	66-54	Won	(H)
Feb. 23	Georgia	67-113	Lost	(A)
Feb. 26	Detroit	99-71	Won	(H)
March 1	LSU **	66-77	Lost	(N)
March 12	Drake ***	70-73	Lost	(A)

*Lady Kat Dial Classic (Lexington, Ky.)

**SEC Tournament (Athens, Ga.)

***NCAA Tournament (Midwest Region - Des Moines, Iowa)

! - Played in Rupp Arena

1984-85

Coach: Terry Hall

Record: 16-12 (3-5 SEC)

Captains: Leslie Nichols and Diane Stephens

Nov. 20	Cincinnati	67-56	Won	(H)
Nov. 24	Morehead State *	77-66	Won	(H)
Nov. 25	West Virginia *	70-63	Won	(H)
Nov. 27	Ohio State !	74-61	Won	(H)
Nov. 29	Miami (Ohio)	76-60	Won	(A)
Dec. 1	South Carolina	75-63	Won	(H)
Dec. 7	Indiana	64-65	Lost	(A)
Dec. 11	National College	83-46	Won	(A)
Dec. 21	Illinois	77-60	Won	(H)
Dec. 28	N.C. State **	78-69	Won	(A)
Dec. 29	#1 Old Dominion **	59-66	Lost	(N)
Jan. 5	Vanderbilt	58-57	Won	(A)
Jan. 9	Dayton	69-61	Won	(H)
Jan. 13	#1 Old Dominion	63-64	Lost	(H)
Jan. 15	Detroit-Mercy	76-59	Won	(H)
Jan. 19	Louisville	63-67	Lost	(A)
Jan. 23	Tennessee	76-72 (OT)	Won	(A)
Jan. 26	Florida	64-69	Lost	(A)
Jan. 29	Georgia	61-57	Won	(H)
Feb. 1	New Orleans	81-86	Lost	(A)
Feb. 3	Ole Miss	56-82	Lost	(A)

Feb. 6	Tennessee Tech	87-75	Won	(H)
Feb. 8	Marshall	95-80	Won	(H)
Feb. 13	Tennessee	66-77	Lost	(H)
Feb. 15	Florida	54-57	Lost	(H)
Feb. 17	Georgia	65-87	Lost	(A)
Feb. 20	Vanderbilt	73-78	Lost	(H)
Feb. 23	Mississippi State ***	55-58	Lost	(H)

* Lady Kat Dial Classic (Lexington, Ky.)
 ** C.Q. Data Systems Tournament at N.C. State (Raleigh, N.C.)
 *** SEC Tournament (Campus Sites - Lexington, Ky.)
 ! - Played in Rupp Arena

1983-84

Coach: Terry Hall

Record: 15-13 (2-6 SEC)

Captains: Lisa Collins and Lynnette Lewis

Nov. 22	Cincinnati	77-84	Lost	(A)
Nov. 26	Eastern Kentucky *	77-67	Won	(H)
Nov. 27	Valdosta State *	89-69	Won	(H)
Dec. 2	Ohio State	73-68	Won	(A)
Dec. 6	Indiana	58-54	Won	(H)
Dec. 10	South Carolina	77-69	Won	(A)
Dec. 20	Alabama	49-78	Lost	(H)
Dec. 22	Florida	64-68	Lost	(H)
Dec. 28	Detroit-Mercy	107-102 (2OT)	Won	(A)
Jan. 4	Nebraska	86-90	Lost	(H)
Jan. 7	Georgia	68-69	Lost	(H)
Jan. 9	Middle Tennessee	68-74	Lost	(H)
Jan. 17	Rutgers	74-45	Won	(H)
Jan. 20	Dayton	77-59	Won	(H)
Jan. 22	Vanderbilt	74-77	Lost	(A)
Jan. 25	Tennessee	63-75	Lost	(H)
Jan. 28	Old Dominion	72-81	Lost	(A)
Jan. 30	New Orleans	85-68	Won	(H)
Feb. 1	Ole Miss	69-59	Won	(H)
Feb. 3	Florida	76-61	Won	(A)
Feb. 5	Georgia	61-87	Lost	(A)
Feb. 12	Tennessee	65-67	Lost	(A)
Feb. 15	DePaul	77-63	Won	(H)
Feb. 18	Auburn	63-83	Lost	(A)
Feb. 20	Vanderbilt	89-70	Won	(H)
Feb. 22	National College	109-46	Won	(H)
Feb. 25	Louisville	94-83	Won	(H)
March 3	LSU **	81-91	Lost	(N)

* Lady Kat Dial Classic (Lexington, Ky.)

** SEC Tournament (Athens, Ga.)

Japan

Summer 1983 • 5-1

W, 61-58	Japan National (Tokyo)
W, 59-51	Japan National (Kyoto)
W, 70-54	Japan National (Nagoya)
W, 76-75 (OT)	Japan National (Kobe)
W, 58-53	Japan National (Shizouka)
L, 59-66	Japan National (Yokohama)

1982-83

Coach: Terry Hall

Record: 23-5 (6-2 SEC)

Captains: Valerie Still, Patty Jo Hedges and Lea Wise

Nov. 27	Cincinnati	84-76	Won	(H)
Dec. 2	Ohio State	73-60	Won	(H)

Dec. 5	Miami (Ohio)	90-61	Won	(H)
Dec. 8	Indiana	85-72	Won	(A)
Dec. 11	East Tennessee	97-52	Won	(H)
Dec. 19	Charleston	106-81	Won	(H)
Dec. 21	Florida	71-66	Won	(H)
Jan. 3	Memphis State	71-75	Lost	(A)
Jan. 6	Middle Tennessee	73-68	Won	(H)
Jan. 10	Tennessee Tech	102-67	Won	(H)
Jan. 14	South Florida *	93-65	Won	(H)
Jan. 15	Arkansas *	77-43	Won	(H)
Jan. 18	Alabama	104-77	Won	(A)
Jan. 20	Louisville	79-66	Won	(A)
Jan. 23	Vanderbilt	106-85	Won	(A)
Jan. 26	DePaul	72-48	Won	(A)
Jan. 30	Georgia	66-59 (OT)	Won	(H)
Feb. 2	South Carolina	89-77	Won	(H)
Feb. 5	Old Dominion	80-66	Won	(H)
Feb. 9	Tennessee	85-95	Lost	(H)
Feb. 12	Vanderbilt	80-71	Won	(H)
Feb. 16	Rutgers	89-80	Won	(A)
Feb. 18	Auburn	77-55	Won	(H)
Feb. 20	Georgia	81-99	Lost	(A)
Feb. 22	Florida	78-68	Won	(A)
Feb. 27	Tennessee	81-69	Won	(A)
March 3	Auburn **	70-85	Lost	(N)
March 18	Indiana ***	76-87	Lost	(N)

* Lady Kat Invitational (Lexington, Ky.)

** SEC Tournament (Knoxville, Tenn.)

*** NCAA Tournament First Round (Midwest Region - Lexington, Ky.)

Japan

July 1982 • 5-1

W, 76-63	Unitika (Tokyo)
W, 66-54	Chanson (Nagoya)
W, 71-47	Japan National B Team (Kobe)
W, 74-53	Japan National A Team (Hammamatsu)
L, 62-70	Kyodo Oil (Funabashi)
W, 77-59	Japan National A Team (Odawara)

1981-82

SEC CHAMPIONS

Coach: Terry Hall

Record: 24-8

Captains: Patty Jo Hedges and Tayna Fogle

Nov. 30	UT-Chattanooga	82-51	Won	(H)
Dec. 4	N.C. State *	67-77	Lost	(N)
Dec. 5	Seton Hall *	90-62	Won	(A)
Dec. 8	Indiana !	83-68	Won	(H)
Dec. 10	Vanderbilt	84-61	Won	(H)
Dec. 12	Ohio State	69-75	Lost	(A)
Dec. 21	UCLA	83-72	Won	(H)
Dec. 31	Florida	97-61	Won	(H)
Jan. 3	Georgia	62-59	Won	(H)
Jan. 5	East Carolina	78-67	Won	(H)
Jan. 7	Indiana State	87-43	Won	(H)
Jan. 9	Tennessee Tech	72-55	Won	(A)
Jan. 15	Cincinnati **	79-66	Won	(H)
Jan. 16	Southern Illinois **	74-56	Won	(H)
Jan. 20	Old Dominion	68-91	Lost	(A)
Jan. 23	Michigan	98-71	Won	(H)
Jan. 26	Vanderbilt	86-76	Won	(A)
Jan. 28	Tennessee	76-81	Lost	(A)
Jan. 31	Memphis State	69-70	Lost	(H)

ALL-TIME RESULTS

Feb. 4	Georgia State	86-65	Won	(A)
Feb. 6	Georgia	77-76	Won	(A)
Feb. 9	National College	94-65	Won	(H)
Feb. 13	South Carolina	81-91	Lost	(A)
Feb. 18	Tennessee	61-65	Lost	(H)
Feb. 20	Florida	89-87	Won	(A)
Feb. 23	Louisville	84-80	Won	(H)
Feb. 26	Alabama ***	82-76	Won	(H)
Feb. 27	LSU ***	85-71	Won	(H)
Feb. 28	Tennessee ***	80-74	Won	(H)
March 14	Illinois ****	88-80	Won	(H)
March 18	South Carolina ****	73-69	Won	(N)
March 20	Louisiana Tech ****	60-82	Lost	(A)

* Detroit Classic Tournament (Detroit, Mich.) - Calihan Hall
 ** Lady Kat Invitational (Lexington, Ky.)
 *** SEC Tournament (Lexington, Ky.)
 **** NCAA First Round (Lexington, Ky.)
 ***** NCAA Midwest Regionals (Ruston, La.)
 ! - Played in Rupp Arena

1980-81

Coach: Terry Hall

Record: 25-6

Captains: Liz Lukschu, Maria Donhoff and Valerie Still

Dec. 1	Charleston	94-57	Won	(H)
Dec. 4	Cincinnati	76-66	Won	(H)
Dec. 6	Indiana	93-62	Won	(A)
Dec. 10	Murray State	72-63	Won	(A)
Dec. 13	Carson-Newman !	93-54	Won	(H)
Jan. 1	Morehead State	84-64	Won	(H)
Jan. 3	Murray State	81-54	Won	(H)
Jan. 6	Northern Kentucky	82-69	Won	(H)
Jan. 8	Louisville	88-66	Won	(A)
Jan. 11	Rutgers	67-69 (OT)	Lost	(A)
Jan. 13	Western Kentucky	77-70	Won	(A)
Jan. 16	James Madison *	72-54	Won	(H)
Jan. 17	Indiana State *	93-80	Won	(H)
Jan. 22	UT-Chattanooga	88-64	Won	(H)
Jan. 24	South Carolina	70-65 (OT)	Won	(H)
Jan. 27	Eastern Kentucky	79-62	Won	(A)
Jan. 30	Mississippi State **	106-82	Won	(N)
Jan. 31	Auburn **	66-70	Lost	(N)
Feb. 1	Georgia **	62-73	Lost	(N)
Feb. 3	Eastern Kentucky	74-60	Won	(H)
Feb. 6	Tennessee	65-81	Lost	(A)
Feb. 10	Northern Kentucky	88-75	Won	(A)
Feb. 14	Louisville	83-59	Won	(H)
Feb. 16	Western Kentucky	95-72	Won	(H)
Feb. 21	Morehead State	66-51	Won	(A)
March 2	Marshall	100-60	Won	(H)
March 10	N.C. State ***	75-74 (OT)	Won	(H)
March 13	Tennessee ***	49-58	Lost	(N)
March 14	South Carolina ***	87-69	Won	(N)
March 18	Syracuse ****	87-63	Won	(H)
March 21	Maryland ****	82-83	Lost	(A)

* Lady Kat Invitational (Lexington, Ky.)
 ** SEC Tournament (Baton Rouge, La.)
 *** AIAW Region II Tournament **** AIAW Championships
 ! - Played in Rupp Arena

Debbie Yow Overall Record: 79-40 (1976-80)

1979-80

Coach: Debbie Yow

Record: 24-5

Captains: Team

Dec. 1	Cincinnati	81-45	Won	(A)
Dec. 8	Carson-Newman !	96-58	Won	(H)
Dec. 11	Louisville	76-57	Won	(A)
Dec. 15	Indiana !	102-52	Won	(H)
Dec. 17	Eastern Kentucky	100-77	Won	(H)
Jan. 3	South Carolina	61-84	Lost	(A)
Jan. 5	South Carolina State	87-72	Won	(A)
Jan. 9	Northern Kentucky	79-63	Won	(A)
Jan. 12	Rutgers !	97-78	Won	(H)
Jan. 14	Western Kentucky	99-43	Won	(H)
Jan. 18	Georgia *	82-61	Won	(H)
Jan. 19	Mississippi State *	86-68	Won	(H)
Jan. 22	Morehead State	86-67	Won	(H)
Jan. 27	Ohio State	90-59	Won	(H)
Jan. 29	Eastern Kentucky	92-60	Won	(A)
Jan. 31	Murray State	95-59	Won	(H)
Feb. 2	Tennessee	83-91 (OT)	Lost	(H)
Feb. 8	Alabama **	77-69	Won	(N)
Feb. 9	Ole Miss **	62-79	Lost	(N)
Feb. 10	Auburn **	88-59	Won	(N)
Feb. 12	Northern Kentucky	62-61	Won	(H)
Feb. 16	Louisville	83-64	Won	(H)
Feb. 20	Morehead State	90-79	Won	(A)
Feb. 23	Western Kentucky	82-64	Won	(A)
Feb. 25	Murray State	76-67	Won	(A)
Feb. 29	Louisville ***	85-54	Won	(H)
March 1	Morehead State ***	80-61	Won	(H)
March 6	N.C. State ****	63-71	Lost	(A)
March 12	Oregon ****	81-86	Lost	(A)

* Lady Kat Invitational Tournament (1st) (Lexington, Ky.)
 ** SEC Championship (Knoxville, Tenn.)
 *** KWIC State Championship (1st) (Lexington, Ky.)
 **** AIAW National Championship
 ! - Played in Rupp Arena

1978-79

Coach: Debbie Yow

Record: 13-16

Captains: Linda Edelman, Debbie Mack and Debra Oden

Nov. 17	Middle Tennessee *	87-90	Lost	(A)
Nov. 18	Miss. U. for Women	76-81 (OT)	Lost	(N)
Nov. 28	Cincinnati	94-47	Won	(H)
Dec. 2	Ohio State	70-59	Won	(A)
Dec. 6	Murray State	86-68	Won	(A)
Dec. 11	Morehead State	76-83	Lost	(H)
Dec. 15	Florida ***	80-69	Won	(H)
Dec. 16	Dayton ***	65-72	Lost	(H)
Dec. 19	Northern	53-71	Lost	(H)
Jan. 5	Eastern Kentucky	73-52	Won	(H)
Jan. 8	Louisville	49-51	Lost	(A)
Jan. 10	South Carolina	41-66	Lost	(H)
Jan. 13	Alabama	70-83	Lost	(A)
Jan. 15	Mississippi State	52-67	Lost	(A)
Jan. 20	Tennessee	66-64	Won	(H)

Jan. 22	Eastern Kentucky	76-54	Won	(A)
Jan. 24	Western Kentucky	66-67	Lost	(H)
Jan. 28	Old Dominion	65-81	Lost	(H)
Jan. 30	Northern Kentucky	72-71	Won	(A)
Feb. 3	Murray State	82-72	Won	(H)
Feb. 6	Louisville	67-68	Lost	(H)
Feb. 10	Detroit !	80-61	Won	(H)
Feb. 13	Indiana	59-53	Won	(A)
Feb. 17	Tennessee	51-89	Lost	(A)
Feb. 21	Western Kentucky	62-58 (OT)	Won	(A)
Feb. 24	Morehead State	69-86	Lost	(A)
March 1	Murray State ****	82-59	Won	(N)
March 2	Northern Kentucky ****	69-71	Lost	(N)
March 3	Louisville ****	65-61	Lost	(N)

* Middle Tennessee State Tournament
 *** Lady Kat Invitational Tournament (Lexington, Ky.)
 **** Kentucky Women's Intercollegiate Conference
 State Tournament (Bowling Green, Ky.)
 ! - Played in Rupp Arena

1977-78

Coach: Debbie Yow

Record: 23-12

Captain: Pam Browning

Nov. 17	Memphis State *	101-94	Won	(N)
Nov. 18	Miss. U. for Women *	78-75	Won	(N)
Nov. 19	Middle Tennessee	82-80	Won	(A)
Nov. 29	Northern Kentucky	83-65	Won	(A)
Nov. 30	Ohio State	58-70	Lost	(H)
Dec. 3	Eastern Kentucky	79-73	Won	(A)
Dec. 5	Tennessee Tech	69-89	Lost	(A)
Dec. 13	Murray State	102-64	Won	(H)
Dec. 17	Morehead State	72-73	Lost	(A)
Dec. 19	Louisville	94-88 (OT)	Won	(A)
Dec. 21	Dayton	98-64	Won	(H)
Jan. 6	#7 UCLA **	72-97	Lost	(N)
Jan. 7	North Carolina **	65-73	Lost	(N)
Jan. 11	Louisville	85-72	Won	(H)
Jan. 15	#17 Immaculata	74-64	Won	(H)
Jan. 19	Alabama ***	62-66 (OT)	Lost	(H)
Jan. 20	Indiana ***	73-34	Won	(H)
Jan. 25	Eastern Kentucky	85-73	Won	(H)
Jan. 28	#3 Tennessee	90-92 (2OT)	Lost	(H)
Jan. 30	Western Kentucky	82-84	Lost	(A)
Feb. 1	Marshall	93-43	Won	(H)
Feb. 8	Western Kentucky	73-52	Won	(H)
Feb. 11	Northern Kentucky	79-72	Won	(H)
Feb. 16	Murray State	79-58	Won	(A)
Feb. 21	Tennessee Tech	81-72	Won	(H)
Feb. 23	Morehead State	75-68	Won	(H)
Feb. 25	Tennessee	66-69	Lost	(A)
March 3	Morehead State ****	84-76	Won	(H)
March 5	Western Kentucky ****	61-49	Won	(H)
March 9	East Carolina *****	81-65	Won	(N)
March 10	Tennessee *****	60-76	Lost	(N)
March 11	Old Dominion *****	66-82	Lost	(N)
March 16	Kansas \$	92-87 (2OT)	Won	(N)
March 17	Texas \$	60-75	Lost	(N)
March 18	Cal St. Lg Bch \$	79-69	Won	(N)

* MTSU Tournament
 ** at N.C. State
 *** LKIT
 **** State
 ***** AIAW Region II (Chapel Hill, S.C.) \$NWIT (Amarillo, Texas)

ALL-TIME RESULTS

1976-77

Coach: Debbie Yow

Record: 19-7

Captains: Ceal Barry and Pam Browning

Nov. 13	Tennessee	53-107	Lost	(A)
Nov. 22	Belmont	76-65	Won	(A)
Nov. 29	Northern Kentucky !	60-58	Won	(A)
Dec. 1	Morris Harvey	78-70	Won	(A)
Dec. 4	#2 Tennessee Tech	72-70	Won	(H)
Dec. 6	#18 Indiana	58-57	Won	(A)
Dec. 8	Marshall	65-58	Won	(A)
Dec. 17	Belhaven *	56-74	Lost	(N)
Dec. 17	Indiana *	57-46	Won	(N)
Dec. 18	Pittsburgh *	74-67	Won	(N)
Dec. 18	Central Missouri *	74-67	Won	(N)
Jan. 7	Tennessee	57-82	Lost	(H)
Jan. 15	Dayton	69-66	Won	(A)
Jan. 21	UT-Chattanooga **	75-58	Won	(N)
Jan. 22	UT-Martin **	63-56	Won	(N)
Jan. 22	Tennessee Tech **	69-92	Lost	(A)
Jan. 25	Morehead State	76-68	Won	(A)
Jan. 29	Louisville	45-60	Lost	(A)
Feb. 11	Western Kentucky	76-66	Won	(H)
Feb. 14	Northern Kentucky	83-89	Lost	(H)
Feb. 21	Mt. St. Joe	85-64	Won	(H)
Feb. 22	Morehead State	84-73	Won	(H)
Feb. 24	Louisville	92-73	Won	(H)
March 3	Louisville ***	85-61	Won	(H)
March 4	Western Kentucky ***	63-71	Lost	(H)
March 5	Eastern Kentucky ***	91-79	Won	(H)

*Miss. College for Women Invitational (Columbus, Miss.)

**Tennessee Tech Tournament (Cookeville, Tenn.)

***Kentucky Women's Intercollegiate Conference Tournament

! Played at Rupp Arena

Sue Feamster

Overall Record: 64-39

(1971-76)

1975-76

Coach: Sue Feamster

Record: 13-12

Captains: Team

Dec. 6	Tennessee Tech	71-79	Lost	(A)
Dec. 10	Marshall	57-56	Won	(H)
Dec. 13	W. Va. AAU	50-40	Won	(H)
Dec. 15	Louisville	75-37	Won	(A)
Dec. 16	Northern Kentucky	55-56	Lost	(A)
Dec. 18	Florida Gulf Coast *	79-77 (2OT)	Won	(N)
Dec. 19	Delta State *	40-89	Lost	(N)
Dec. 19	Anderson College *	71-81	Lost	(N)
Dec. 20	Ohio State	60-56	Won	(A)
Jan. 12	Edinboro	72-78	Lost	(H)
Jan. 16	Western Kentucky	39-74	Lost	(A)
Jan. 17	Morehead State	104-63	Won	(H)
Jan. 23	Tennessee **	67-70	Lost	(N)
Jan. 24	Austin Peay **	76-61	Won	(N)
Jan. 30	Dayton	63-49	Won	(H)
Jan. 31	Mt. St. Joe	53-50	Won	(A)
Feb. 2	Morehead	75-60	Won	(A)
Feb. 6	Bellarmine ***	72-52	Won	(A)

Feb. 7	Eastern Kentucky ***	54-70	Lost	(A)
Feb. 14	Eastern Kentucky	51-76	Lost	(H)
Feb. 16	Ohio State	50-70	Lost	(A)
Feb. 21	Belmont	60-75	Lost	(H)
Feb. 26	Louisville AAU	64-35	Won	(H)
March 3	Louisville ****	75-59	Won	(H)
March 4	Western Kentucky ****	69-71	Lost	(H)

*Christmas Tournament (Miss. University for Women; Columbus, Miss.)

**Tennessee Tech Tournament

***Louisville Classic

****Kentucky Women's Intercollegiate Conf. Tourn.

1974-75

Coach: Sue Feamster

Record: 16-9

Dec. 3	Lexington Merchants	71-25	W
Dec. 6	AAU Pavers	78-41	W
Dec. 9	AAU Presby. Church	40-42	L
Dec. 13	AAU Pavers	61-39	W
Jan. 10	Bellarmine	83-32	W
Jan. 11	Louisville	57-40	W
Jan. 14	Northern	68-56	W
Jan. 18	Dayton	52-46	W (A)
Jan. 22	Tennessee Tech	Forfeit	W
Jan. 24	Indiana	57-88	L
Jan. 29	Eastern Kentucky	54-63	L
Jan. 31	Mt. Saint Joseph	72-39	W
Feb. 1	Australian National	40-119	L
Feb. 2	Ohio State	66-77	L
Feb. 5	Marshall	62-45	W
Feb. 10	Morehead State	58-41	W
Feb. 11	Eastern Kentucky	54-74	L
Feb. 14	Middle Tennessee	53-52	W
Feb. 15	Miss. St. Co. for Women	42-80	L
Feb. 24	UT-Chattanooga	67-59	W
Feb. 28	Morehead State *	71-40	W
Feb. 29	Murray State *	47-45	W
Feb. 29	Eastern Kentucky	49-62	L
March 5	Union #	80-66	W
March 5	Tennessee Tech #	68-84	L

*KWIC State

Regional II

RECORDS VS. MAJOR CONFERENCES

AMERICAN	Kansas State	n/a	COLONIAL	Kent State	2-0	Tennessee Tech	8-6	Texas A&M-Corpus Christi	n/a
Central Florida	Oklahoma	0-1	College of Charleston	Massachusetts	2-0	UT-Martin	5-0	TOTAL	5-0
Cincinnati	Oklahoma State	0-1	Delaware	Miami (Ohio)	16-2	TOTAL	87-17	SOUTHWEST ATHLETIC	
Connecticut	Texas	0-2	Drexel	Northern Illinois	n/a	PACIFIC 12		Alabama A&M	2-0
Houston	Texas Tech	n/a	Hofstra	Ohio University	2-1	Arizona	n/a	Alabama State	1-0
Louisville	TCU	n/a	James Madison	Toledo	2-1	Arizona State	n/a	Alcorn State	1-0
Memphis	West Virginia	2-1	Northeastern	Western Michigan	2-0	California	n/a	Arkansas-Pine Bluff	3-0
Rutgers	TOTAL	4-7	Towson	TOTAL	30-4	Colorado	n/a	Grambling State	n/a
South Florida	BIG EAST		UNC-Wilmington	MID-EASTERN ATHLETIC		Oregon	0-1	Jackson State	n/a
Southern Methodist	Butler	4-0	William and Mary	Bethune-Cookman	n/a	Oregon State	1-0	Miss. Valley State	3-0
Temple	Creighton	n/a	TOTAL	Coppin State	n/a	Southern Cal	n/a	Prairie View A&M	n/a
TOTAL	DePaul	3-0	10-2	Delaware State	1-0	Stanford	n/a	Southern	1-0
	Georgetown	2-0	CONFERENCE USA	Florida A&M	2-0	UCLA	1-4	Texas Southern	n/a
AMERICA EAST	Marquette	2-1	Charlotte	Hampton	1-0	Utah	n/a	TOTAL	11-0
Albany	Providence	n/a	East Carolina	Howard	1-0	Washington	0-1	SUMMIT LEAGUE	
Binghamton	Seton Hall	1-0	Florida Atlantic	Md.-Eastern Shore	n/a	Washington State	1-0	Denver	n/a
Hartford	St. John's (N.Y.)	2-1	Florida International	Morgan State	n/a	TOTAL	3-6	IPFW	1-0
Maine	Villanova	1-0	Louisiana Tech	Norfolk State	n/a	PATRIOT LEAGUE		IUPUI	3-0
UMBC	Xavier	1-6	Marshall	North Carolina A&T	2-0	American University	1-0	Nebraska-Omaha	1-0
UMass-Lowell	TOTAL	16-8	Middle Tennessee State	North Carolina Central	n/a	Army	n/a	North Dakota State	n/a
New Hampshire	BIG SKY		North Texas	Savannah State	n/a	Boston University	1-0	South Dakota	n/a
Stony Brook	Eastern Washington	n/a	Old Dominion	South Carolina State	1-0	Bucknell	n/a	South Dakota State	0-1
Vermont	Idaho State	n/a	Rice	TOTAL	8-0	Colgate	n/a	Western Illinois	n/a
TOTAL	Montana	n/a	Southern Miss	MISSOURI VALLEY		Holy Cross	1-0	TOTAL	5-1
	Montana State	n/a	UAB	Bradley	2-0	Lafayette	1-0	SUN BELT	
ATLANTIC 10	North Dakota	n/a	UTEP	Drake	0-1	Lehigh	n/a	Ark. Little-Rock	n/a
Dayton	Northern Arizona	n/a	UTSA	Evansville	0-2	Loyola (Md.)	1-0	Arkansas State	n/a
Duquesne	Northern Colorado	n/a	Tulane	Illinois State	1-1	Navy	1-0	Louisiana Lafayette	n/a
Fordham	Portland State	n/a	Tulsa	Indiana State	3-0	TOTAL	6-0	Louisiana Monroe	n/a
George Mason	Sacramento State	n/a	TOTAL	Loyola (Ill.)	n/a	SOUTHEASTERN		South Alabama	1-0
George Washington	Southern Utah	n/a	41-17	Missouri State	n/a	Alabama	23-16	UT Arlington	n/a
La Salle	Weber State	n/a	HORIZON LEAGUE	Northern Iowa	n/a	Arkansas	17-13	Texas State	n/a
Massachusetts	BIG SOUTH		Cleveland State	Southern Illinois	4-0	Auburn	17-25	Troy	n/a
Rhode Island	Campbell	n/a	Detroit	Wichita State	2-0	Florida	25-22	Western Kentucky	15-14
Richmond	Charleston Southern	1-0	Green Bay	TOTAL	12-4	Georgia	14-35	TOTAL	16-14
Saint Louis	Coastal Carolina	n/a	Illinois-Chicago	MOUNTAIN WEST		LSU	11-31	WEST COAST	
St. Bonaventure	Gardner-Webb	n/a	Oakland	Air Force	n/a	Mississippi State	22-17	BYU	n/a
St. Joseph's (Pa.)	High Point	2-0	Valparaiso	Boise State	n/a	Missouri	2-1	Gonzaga	n/a
Virginia Commonwealth	Liberty	2-1	Wisconsin-Milwaukee	Colorado State	n/a	Ole Miss	14-20	Loyola Marymont	n/a
TOTAL	Longwood	1-0	Wright State	Fresno State	n/a	South Carolina	31-19	Pacific	1-0
	N.C. Asheville	2-0	Youngstown State	Nevada	n/a	Tennessee	9-49	Pepperdine	2-0
ATLANTIC COAST	Presbyterian	n/a	TOTAL	New Mexico	1-0	Texas A&M	2-1	Portland	n/a
Boston College	Radford	1-0	11-0	San Diego State	n/a	Vanderbilt	19-27	St. Mary's (Calif.)	n/a
Clemson	Virginia Military	n/a	IVY LEAGUE	San Jose State	n/a	TOTAL	206-276	San Diego	n/a
Duke	Winthrop	1-0	Brown	UNLV	n/a	SOUTHERN		San Francisco	0-1
Florida State	TOTAL	10-1	Columbia	Utah State	n/a	Appalachian State	n/a	Santa Clara	n/a
Georgia Tech	Illinois	2-3	Cornell	Wyoming	n/a	Citadel	n/a	TOTAL	3-1
Maryland	Indiana	13-12	Dartmouth	NORTHEAST		Davidson	n/a	WESTERN ATHLETIC	
Miami (Fla.)	Iowa	0-1	Harvard	Bryant	n/a	Elon	n/a	Cal State Bakersfield	n/a
North Carolina	Michigan	1-3	Pennsylvania	Central Conn. State	n/a	Furman	1-0	Chicago State	n/a
North Carolina State	Michigan State	2-3	Princeton	Fairleigh Dickinson	n/a	Georgia Southern	n/a	Grand Canyon	n/a
Notre Dame	Minnesota	0-1	Yale	LIU Brooklyn	2-0	Samford	n/a	Idaho	n/a
Pittsburgh	Nebraska	2-2	TOTAL	Mount St. Mary's (Md.)	n/a	UNC Greensboro	n/a	UMKC	n/a
Syracuse	Northwestern	2-1	11-0	Robert Morris	n/a	UT-Chattanooga	9-0	New Mexico State	n/a
Virginia	Ohio State	9-13	METRO ATLANTIC	Sacred Heart	n/a	Western Carolina	n/a	Seattle	n/a
Virginia Tech	Penn State	n/a	Athletic	St. Francis (Pa.)	1-0	Wofford	1-0	UTPA	n/a
Wake Forest	Purdue	0-2	Canisius	St. Francis (N.Y.)	n/a	TOTAL	11-0	Utah Valley	n/a
TOTAL	Wisconsin	0-2	Fairfield	Wagner	n/a	SOUTHLAND			
	Northwestern	2-1	Iona	TOTAL	3-0	Abilene Christian	n/a		
ATLANTIC SUN	Ohio State	9-13	Manhattan	OHIO VALLEY		Central Arkansas	n/a		
East Tennessee State	Penn State	n/a	Marist	Austin Peay	5-0	Houston Baptist	n/a		
Florida Gulf Coast	Purdue	0-2	Monmouth (N.J.)	Belmont	2-1	UIW	n/a		
Jacksonville	Wisconsin	0-2	Niagra	Eastern Illinois	2-0	Lamar	n/a		
Kennesaw State	TOTAL	31-43	Quinnipac	Eastern Kentucky	22-6	McNeese State	2-0		
Lipscomb	BIG WEST		Rider	Jacksonville State	1-0	New Orleans	n/a		
Mercer	Cal Poly	n/a	Siena	Morehead State	26-4	Nicholls State	1-0		
North Florida	Cal State Fullerton	n/a	St. Peter's	Murray State	13-0	Northwestern St. (La.)	n/a		
Northern Kentucky	Cal State Northridge	1-0	TOTAL	Eastern Illinois	2-0	Oral Roberts	n/a		
South Carolina Upstate	Hawaii	1-1	2-0	Eastern Kentucky	22-6	Sam Houston State	2-0		
Stetson	Long Beach State	1-0	MID-AMERICAN	Jacksonville State	1-0	Southeastern Louisiana	n/a		
TOTAL	UC-Davis	n/a	Akron	SIU (Edwardsville)	n/a	Stephen F. Austin	n/a		
	UC-Irvine	n/a	Ball State	Southeast Missouri State	n/a				
BIG 12	UC-Riverside	n/a	Bowling Green	Tennessee State	3-0				
Baylor	UC-Santa Barbara	3-0	Buffalo						
Iowa State	TOTAL	6-1	Central Michigan						
Kansas			Eastern Michigan						

SCORES VS. ALL OPPONENTS

Alabama 23-16 at Lexington: UK leads 12-5 at Tuscaloosa: ALA leads 10-8 at Neutral Sites: UK leads 3-1 Overall Streak: UK has won one Largest Margin of Victory: +27, UK 104 - ALA 77, 1/18/83 (A) Largest Margin of Defeat: -29, ALA 78 - UK 49, 12/20/83 (H)	Alcorn State 1-0 12/28/12 90-23 W(H)	1/31/81 66-70 L(N) 2/18/83 77-55 W(H) 3/3/83 70-85 L(N) 2/18/84 63-83 L(A) 2/2/86 91-90 W2OT(A) 2/3/87 53-72 L(H) 2/14/88 57-93 L(A) 2/25/89 70-89 L(H) 2/24/90 60-68 L(A) 1/30/91 69-72 L(H) 1/19/92 51-47 W(A) 1/16/93 49-52 L(H) 1/29/94 61-75 L(A) 1/29/95 62-73 L(H) 3/3/95 75-51 W(N) 2/10/96 46-88 L(A) 3/1/96 43-58 L(N) 12/14/97 68-67 W(H) 2/2/97 59-60 L(H) 2/4/98 53-48 W(A) 12/6/98 68-62 W(A) 2/4/99 67-68 L(H) 1/6/2000 71-69 W(H) 1/4/01 40-73 L(A) 1/13/02 66-70 L(H) 2/6/03 56-63 LOT(A) 3/6/03 62-68 L(N) 2/05/04 54-71 L(H) 2/13/05 50-65 L(A) 3/3/05 57-62 L(N) 1/19/06 ! 57-71 L(H) 1/21/07 68-65 W(A) 1/20/08 62-55 W(H) 2/12/09 69-81 L(A) 1/24/10 68-50 W(H) 2/28/10 53-65 L(A) 3/5/10 65-54 W(N) 2/3/11 69-38 W(H) 2/27/11 76-62 W(A) 1/26/12 66-48 W(A) 1/20/13 97-53 W(H)	59-39 W *12/29/73 50-30 W 1/7/74 38-37 W 1/10/75 83-32 W 2/6/76 72-52 W(A) Belmont 2-1 11/22/76 76-65 W(A) 2/21/76 60-75 L(H) 1/18/88 79-75 W(H) Boston 1-0 11/13/09 92-58 W(H) Bowling Green State 2-0 11/28/86 74-62 W(H) 1/2/06 66-62 WOT(H) Bradley 2-0 at Lexington: UK leads 1-0 at Peoria: UK leads 1-0 at Neutral Sites: n/a Overall Streak: UK has won two Largest Margin of Victory: +29, UK 78 - BU 49, 12/28/92 (A) 12/7/90 103-75 W(H) 12/28/92 78-49 W(A) Butler 4-0 1/28/92 97-75 W(H) 1/26/93 83-76 W(A) 11/19/04 82-44 W(H) 11/15/09 87-66 W(H) California-Santa Barbara 3-0 12/21/08 69-58 W(H) 11/25/09 68-54 W(A) 12/21/12 66-38 W(A) Cal-State Long Beach 1-0 3/18/78 79-69 W(A) Cal-State Northridge 1-0 12/31/94 74-52 W(A) Carson-Newman 2-0 12/8/79 ! 96-58 W(H) 12/13/80 ! 93-54 W(H) Central Florida 2-0 12/17/89 102-58 W(A) 12/29/93 87-45 W(A) Central Missouri 1-0 12/18/76 74-67 W(N) Charleston Southern 1-0 12/10/04 89-33 W(H) Chicago State 1-0 12/20/92 95-33 W(N) Cincinnati 19-6 *1972-73 53-29 W(H)	11/28/78 94-47 W(H) 12/1/79 81-45 W(A) 12/4/80 76-66 W(H) 1/15/82 79-66 W(H) 11/27/82 84-76 W(H) 11/22/83 77-84 L(A) 11/20/84 67-56 W(H) 1/21/86 80-67 W(H) 2/18/87 86-56 W(A) 12/30/87 67-60 W(H) 12/20/88 58-61 L(A) 1/3/90 79-45 W(H) 2/13/91 82-50 W(A) 1/14/92 82-72 W(H) 2/10/93 69-72 L(A) 2/8/94 86-56 W(H) 1/17/95 52-49 W(A) 12/28/98 70-59 W(H) 12/22/99 68-62 W(A) 12/22/2000 38-57 L(N) 2/19/02 57-73 L(A) 12/31/02 69-67 W(H) 1/02/04 52-60 L(A) 11/17/08 58-55 W(H) 12/4/09 68-57 W(A) Clemson 0-1 11/26/99 65-70 L(N) Cleveland State 1-0 11/29/85 101-63 W(H) College of Charleston 3-0 12/1/80 94-57 W(H) 12/19/82 106-81 W(H) 1/31/86 111-64 W(H) Connecticut 1-4 12/31/91 53-81 L(A) 12/5/92 75-54 W(H) 11/24/99 62-68 L(A) 3/27/12 65-80 L(N) 4/1/13 53-83 L(N) Dayton 13-3 1/18/75 52-46 W(A) 1/30/76 63-49 W(H) 1/15/77 69-66 W(A) 12/21/77 98-64 W(H) 12/16/78 65-72 L(H) 1/20/84 77-59 W(H) 1/9/85 69-61 W(H) 1/14/86 84-64 W(A) 2/24/87 73-57 W(H) 2/10/88 58-68 L(A) 12/6/88 72-59 W(H) 12/30/89 88-58 W(A) 12/15/90 ! 95-68 W(H) 11/30/96 53-55 L(A) 12/6/97 73-69 W(H) 3/26/13 84-70 W(N) Delaware 1-1 11/24/06 70-86 L(N)	3/30/13 69-62 W(N) Delaware State 1-0 11/10/12 90-50 W(H) Delta State 0-1 12/19/75 40-89 L(N) DePaul 3-0 at Lexington: UK leads 2-0 at DePaul: UK leads 1-0 Overall Streak: UK has won three Largest Margin of Victory: +24, UK 96 - DU 64, 12/7/12 (H) 1/26/83 72-48 W(A) 2/15/84 77-63 W(H) 12/7/12 ! 96-64 W(H) Detroit Mercy 8-0 2/10/79 ! 80-61 W(H) 12/28/83 107-102 W2OT(A) 1/15/85 76-59 W(H) 2/26/86 99-71 W(H) 12/1/93 82-76 W(A) 12/1/94 71-48 W(H) 12/10/05 74-65 W(A) 11/29/06 79-44 W(H) Drake 0-1 3/12/86 70-73 L(A) Duke 1-3 at Lexington: UK leads 1-0 at Durham: DU leads 1-0 at Neutral Sites: DU leads 2-0 Overall Streak: UK has won one Largest Margin of Victory: +7, UK 72 - DU 65, 12/8/11 (H) Largest Margin of Defeat: -19, DU 73 - UK 54, 12/29/95 (N) 12/30/86 63-68 L(N) 12/29/95 54-73 L(N) 1/4/11 48-54 L(A) 12/8/11 ! 72-65 W(H) Duquesne 2-0 11/24/90 101-56 W(H) 11/28/03 90-83 W(N) East Carolina 3-0 3/9/78 81-65 W(A) 1/5/82 78-67 W(H) 11/28/87 93-75 W(H) East Tennessee St. 1-1 at Lexington: Series tied 1-1 Overall Streak: UK has lost one Largest Margin of Victory: +45, UK 97 - ETSU 52, 12/11/82 (H) Largest Margin of Defeat: -9, ETSU 59 - UK 50, 12/12/08 (H) 12/11/82 97-52 W(H) 12/12/08 50-59 L(H)
Alabama-A&M 2-0 12/19/08 65-45 W(H) 12/18/10 84-58 W(H)	Arkansas-Pine Bluff 3-0 12/17/06 ! 83-46 W(H) 12/21/10 107-35 W(H) 12/11/11 101-43 W(H)	Ball State 1-0 3/19/07 85-82 W(A)	Baylor 0-1 at Waco: BU leads 1-0 Overall Streak: BU has won one Largest Margin of Defeat: -34, BU 85 - UK 51, 11/13/12 (A) 11/13/12 51-85 L(A) Belhaven 0-1 12/17/76 56-74 L(N) Bellarmine 3-0 *1971-72 37-24 W	1/24/76 76-61 W(N) 12/30/88 95-57 W(H) 11/15/98 88-71 W(H) 11/19/99 88-52 W(A) 12/30/03 82-56 W(H)	11/28/78 94-47 W(H) 12/1/79 81-45 W(A) 12/4/80 76-66 W(H) 1/15/82 79-66 W(H) 11/27/82 84-76 W(H) 11/22/83 77-84 L(A) 11/20/84 67-56 W(H) 1/21/86 80-67 W(H) 2/18/87 86-56 W(A) 12/30/87 67-60 W(H) 12/20/88 58-61 L(A) 1/3/90 79-45 W(H) 2/13/91 82-50 W(A) 1/14/92 82-72 W(H) 2/10/93 69-72 L(A) 2/8/94 86-56 W(H) 1/17/95 52-49 W(A) 12/28/98 70-59 W(H) 12/22/99 68-62 W(A) 12/22/2000 38-57 L(N) 2/19/02 57-73 L(A) 12/31/02 69-67 W(H) 1/02/04 52-60 L(A) 11/17/08 58-55 W(H) 12/4/09 68-57 W(A) Clemson 0-1 11/26/99 65-70 L(N) Cleveland State 1-0 11/29/85 101-63 W(H) College of Charleston 3-0 12/1/80 94-57 W(H) 12/19/82 106-81 W(H) 1/31/86 111-64 W(H) Connecticut 1-4 12/31/91 53-81 L(A) 12/5/92 75-54 W(H) 11/24/99 62-68 L(A) 3/27/12 65-80 L(N) 4/1/13 53-83 L(N) Dayton 13-3 1/18/75 52-46 W(A) 1/30/76 63-49 W(H) 1/15/77 69-66 W(A) 12/21/77 98-64 W(H) 12/16/78 65-72 L(H) 1/20/84 77-59 W(H) 1/9/85 69-61 W(H) 1/14/86 84-64 W(A) 2/24/87 73-57 W(H) 2/10/88 58-68 L(A) 12/6/88 72-59 W(H) 12/30/89 88-58 W(A) 12/15/90 ! 95-68 W(H) 11/30/96 53-55 L(A) 12/6/97 73-69 W(H) 3/26/13 84-70 W(N) Delaware 1-1 11/24/06 70-86 L(N)
Alabama-Birmingham 4-0 2/5/88 76-69 W(H) 2/5/90 81-71 W(A) 2/1/91 84-55 W(H) 12/18/05 90-60 W(H)	Auburn 17-25 at Lexington: AU leads 10-7 at Auburn: AU leads 11-6 at neutral: AU leads 5-3 Overall streak: UK has won five Largest Margin of Victory: +44, UK 97 - AU 53, 1/20/13 (H) Largest Margin of Defeat: -42 (46-88), 2/10/96 (A) 2/10/80 88-59 W(N)	Chicago State 1-0 12/20/92 95-33 W(N)	Cincinnati 19-6 *1972-73 53-29 W(H)	12/17/76 56-74 L(N) 12/30/03 82-56 W(H)	11/28/78 94-47 W(H) 12/1/79 81-45 W(A) 12/4/80 76-66 W(H) 1/15/82 79-66 W(H) 11/27/82 84-76 W(H) 11/22/83 77-84 L(A) 11/20/84 67-56 W(H) 1/21/86 80-67 W(H) 2/18/87 86-56 W(A) 12/30/87 67-60 W(H) 12/20/88 58-61 L(A) 1/3/90 79-45 W(H) 2/13/91 82-50 W(A) 1/14/92 82-72 W(H) 2/10/93 69-72 L(A) 2/8/94 86-56 W(H) 1/17/95 52-49 W(A) 12/28/98 70-59 W(H) 12/22/99 68-62 W(A) 12/22/2000 38-57 L(N) 2/19/02 57-73 L(A) 12/31/02 69-67 W(H) 1/02/04 52-60 L(A) 11/17/08 58-55 W(H) 12/4/09 68-57 W(A) Clemson 0-1 11/26/99 65-70 L(N) Cleveland State 1-0 11/29/85 101-63 W(H) College of Charleston 3-0 12/1/80 94-57 W(H) 12/19/82 106-81 W(H) 1/31/86 111-64 W(H) Connecticut 1-4 12/31/91 53-81 L(A) 12/5/92 75-54 W(H) 11/24/99 62-68 L(A) 3/27/12 65-80 L(N) 4/1/13 53-83 L(N) Dayton 13-3 1/18/75 52-46 W(A) 1/30/76 63-49 W(H) 1/15/77 69-66 W(A) 12/21/77 98-64 W(H) 12/16/78 65-72 L(H) 1/20/84 77-59 W(H) 1/9/85 69-61 W(H) 1/14/86 84-64 W(A) 2/24/87 73-57 W(H) 2/10/88 58-68 L(A) 12/6/88 72-59 W(H) 12/30/89 88-58 W(A) 12/15/90 ! 95-68 W(H) 11/30/96 53-55 L(A) 12/6/97 73-69 W(H) 3/26/13 84-70 W(N) Delaware 1-1 11/24/06 70-86 L(N)

SCORES VS. ALL OPPONENTS

Eastern Illinois 2-0	1/26/85 64-69 L(A)	*3/10/1906 14-15 L	1/31/08 47-44 W(A)	12/6/76 58-57 W(A)	Liberty 2-1
12/17/90 82-48 W(H)	2/15/85 54-57 L(H)	*3/5/22 10-2 W	3/7/08 57-50 W(N)	12/17/76 57-46 W(N)	12/12/98 76-80 L(H)
12/19/98 90-71 W(N)	1/18/86 66-68 L(A)	*2/9/23 22-11 W	2/26/09 57-61 L(H)	1/20/78 73-34 W(H)	12/11/99 69-57 W(A)
	2/14/87 83-76 W(H)	*1922-23 No Score W	3/5/09 64-82 L(N)	12/15/79 ! 102-52 W(H)	3/20/10 83-77 W(N)
	3/4/87 75-53 W(N)	*1/11/24 18-9 W(A)	1/7/10 60-61 LOT(A)	2/13/79 59-53 W(A)	
Eastern Michigan 1-0	1/23/88 64-68 L(A)	*3/5/24 26-5 W(H)	2/11/10 64-48 W(H)	12/6/80 93-62 W(A)	Lipscomb 1-0
3/18/05 79-68 W(H)	2/11/89 97-90 W(H)		1/9/11 59-61 L(H)	12/8/81 ! 83-68 W(H)	at Lexington: First meeting
	3/3/89 64-67 L(N)	Georgetown 2-0	2/17/11 51-69 L(A)	12/8/82 85-72 W(A)	at Nashville: n/a
Eastern Kentucky 22-6	2/10/90 84-70 W(A)	11/27/93 87-82 W(H)	1/19/12 69-64 W(A)	3/18/83 76-87 L(N)	at Neutral: UK leads 1-0
*1972-73 39-58 L	3/2/90 54-70 L(N)	12/8/05 63-47 W(A)	2/3/13 71-75 L(H)	12/6/83 58-54 W(H)	Overall Streak: UK has won one
*1973-74 50-56 L	2/23/91 67-65 W(H)		3/9/13 60-38 W(N)	12/7/84 64-65 L(A)	Largest Margin of Victory: +21,
*2/21/74 No Score L	2/29/92 73-77 L(A)	George Washington 1-2		12/13/85 60-68 L(H)	UK 76 - LU 55, 11/25/07 (N)
1/29/75 54-63 L	2/28/93 69-72 L(H)	12/14/91 62-71 L(A)	Georgia State 1-0	12/3/86 63-61 W(A)	11/25/07 76-55 W(N)
2/11/75 54-74 L	1/4/94 64-81 L(A)	11/14/07 65-75 L(H)	2/4/82 86-65 W(A)	12/9/87 75-68 W(H)	
2/29/75 49-62 L	12/16/95 46-69 L(N)	11/23/08 67-48 W(H)		12/10/88 71-83 L(A)	Long Island 2-0
2/7/76 54-70 L(A)	1/4/95 ! 63-55 W(H)		Green Bay 1-0	12/4/89 ! 76-48 W(H)	12/15/02 72-64 W(N)
2/14/76 51-76 L(H)	2/13/97 53-77 L(H)	Georgia 14-35	3/19/12 65-62 W(N)	12/2/90 64-80 L(A)	11/29/08 46-43 W(N)
3/5/77 91-79 W(H)	1/4/98 58-100 L(A)	at Lexington: UGA leads 13-8		12/30/90 78-71 W(H)	
12/3/77 79-73 W(A)	1/28/98 63-70 L(H)	in Mem. Coliseum: UGA leads 12-7	Gonzaga 1-0	12/7/93 74-86 L(H)	Longwood 1-0
1/25/78 85-73 W(H)	1/3/99 63-77 L(H)	at Athens: UGA leads 16-4	3/25/12 79-62 W(N)	12/7/94 60-65 L(A)	1/4/05 79-41 W(H)
1/5/79 73-52 W(H)	1/28/99 80-70 W(A)	at Neutral Sites: UGA leads 6-2		12/8/95 64-71 L(N)	
1/22/79 76-54 W(A)	1/10/2000 72-58 W(A)	Overall Streak: UK has won one	Hampton 1-0	12/15/96 62-74 L(H)	LSU 11-31
12/17/79 100-77 W(H)	1/7/01 48-85 L(H)	Largest Margin of Victory: +22,	3/19/11 66-62 WOT(N)	11/18/97 71-84 L(A)	at Lexington: LSU leads 11-5
1/29/80 92-60 W(A)	2/14/02 59-81 L(A)	UK 60 - UGA 38, 3/9/13 (N)		11/12/06 51-54 L(H)	at Baton Rouge: LSU leads 13-3
1/27/81 79-62 W(A)	2/20/03 49-47 W(H)	Largest Margin of Defeat: -46,	Hawaii 1-1		at Neutral Sites: LSU leads 8-3
2/3/81 74-60 W(H)	2/08/04 56-76 L(A)	UGA 113 - UK 50, 2/23/86 (A)	11/28/98 66-57 W(A)	Indiana State 3-0	Overall Streak: LSU has won one
11/26/83 77-67 W(H)	2/10/05 59-70 L(H)		12/14/02 59-70 L(A)	12/17/80 93-80 W(H)	Largest Margin of Victory: +18,
1/5/86 97-55 W(H)	1/12/06 80-65 W(A)	1/18/80 82-61 W(H)		1/7/82 87-43 W(H)	UK 89 - LSU 71, 2/26/94 (H)
12/9/86 88-56 W(A)	2/5/06 61-68 L(H)	2/1/81 62-73 L(N)	High Point 2-0	11/25/05 68-58 W(N)	Largest Margin of Defeat: -43,
12/1/87 96-79 W(H)	3/3/06 88-70 W(N)	1/3/82 62-59 W(H)	1/6/04 83-45 W(H)		UK 39 - LSU 82, 1/16/03 (A)
1/11/89 83-77 W(A)	2/4/07 84-74 W(H)	2/6/82 77-76 W(A)	11/17/12 80-46 W(H)	Iowa 0-1	2/27/82 85-71 W(H)
1/31/90 80-59 W(H)	2/25/07 79-83 L(A)	1/30/83 66-59 WOT(H)		11/23/91 68-74 L(H)	3/3/84 81-91 L(N)
2/21/91 79-71 W(A)	1/10/08 60-58 W(H)	2/20/83 81-99 L(A)	Hofstra 1-0		1/28/86 63-76 L(H)
2/8/93 74-56 W(H)	1/29/09 59-74 L(A)	1/7/83 68-69 L(H)	11/26/05 67-54 W(N)	IPFW 1-0	3/1/86 66-77 L(N)
2/1/94 99-75 W(H)	2/18/10 77-51 W(H)	2/5/84 61-87 L(A)		11/21/03 79-59 W(H)	1/17/87 73-83 L(A)
2/22/95 80-67 W(H)	1/20/11 59-58 W(A)	1/29/85 61-57 W(H)	Holy Cross 1-0		2/23/88 74-88 L(H)
2/27/96 68-62 W(H)	1/1/12 59-56 W(A)	2/17/85 65-87 L(A)	12/28/91 87-69 W(N)	IUPUI 3-0	2/14/89 72-86 L(A)
2/5/97 62-67 L(A)	1/22/12 57-52 W(H)	2/23/86 67-113 L(A)		11/29/2000 76-75 W(H)	1/11/90 79-89 LOT(H)
2/17/98 76-60 W(A)	3/2/12 71-67 W(N)	2/27/87 64-73 L(H)	Houston 0-2	11/18/05 81-52 W(H)	1/6/91 74-78 L(A)
2/16/99 87-47 W(A)	1/3/13 76-69 W(H)	3/5/87 64-67 L(N)	11/30/91 70-76 L(H)	12/30/08 82-60 W(H)	3/2/91 76-96 L(N)
		2/7/88 70-86 L(A)	11/26/2000 77-78 L(N)		2/16/92 71-55 W(H)
Edinboro 0-1	Florida A&M 2-0	2/4/89 70-92 L(H)		Jacksonville State 1-0	2/13/93 72-65 W(A)
1/12/76 72-78 L(H)	11/21/05 84-55 W(H)	2/3/90 75-78 L(A)	Howard 1-0	11/15/11 100-25 W(H)	2/26/94 89-71 W(H)
	12/13/09 91-39 W(H)	2/3/91 71-87 L(H)	12/29/86 65-62 W(N)		2/25/95 63-49 W(A)
Evansville 0-2	Florida Atlantic 2-0	1/11/92 65-83 L(A)		James Madison 2-1	1/7/96 52-62 L(H)
12/22/01 72-78 L(H)	12/30/2000 112-71 W(H)	1/10/93 69-60 W(H)	Illinois 2-3	1/16/81 72-54 W(H)	1/5/97 63-73 L(A)
12/04/02 66-70 L(A)	11/18/07 61-53 W(H)	1/23/94 71-70 W(A)	3/14/82 88-80 W(H)	3/13/91 62-70 L(N)	1/14/98 74-71 WOT(H)
		1/22/95 57-68 L(H)	12/21/84 77-60 W(A)	3/26/08 84-76 W(H)	1/14/99 59-67 L(A)
Florida 25-22	Florida Gulf Coast 1-0	2/13/96 55-75 L(A)	12/7/85 74-78 L(A)		2/26/99 81-71 W(N)
at Lexington: UK leads 13-9	12/18/75 79-77 W2OT(N)	2/8/97 62-80 L(H)	12/14/86 76-78 L(H)	Kansas 2-1	1/20/2000 59-66 L(H)
in Memorial: UK leads 12-9		2/11/98 87-46 L(A)	12/18/88 71-84 L(A)	3/16/78 92-87 W2OT(A)	1/18/01 64-87 L(A)
at Gainesville: UF leads 10-9	Florida International 2-0	2/7/99 80-76 W(H)		1/7/92 51-62 L(A)	3/1/01 57-72 L(N)
at Neutral Sites: Tied 3-3	12/17/2000 60-58 W(A)	2/27/99 62-68 L(N)	Illinois-Chicago 1-0	12/31/92 71-61 W(H)	1/24/02 59-75 L(H)
Overall streak: UK has won six	12/1/05 71-56 W(H)	2/17/2000 69-73 L(H)	11/28/97 60-46 W(N)		3/1/02 62-74 L(N)
Largest Margin of Victory: +36,	Florida State 1-0	3/3/2000 45-63 L(N)		Kentucky State 2-0	1/16/03 39-82 L(A)
UK 97 - UF 61, 12/31/81 (H)	12/30/93 58-55 W(N)	2/15/01 58-91 L(A)	Illinois State 1-1	1/16/89 92-53 W(H)	1/18/04 69-70 L(H)
Largest Margin of Defeat: -42,	Furman 1-0	2/3/02 50-76 L(H)	11/29/86 78-70 W(H)	11/24/89 121-41 W(H)	2/17/05 58-81 L(A)
UK 58 - UF 100, 1/4/98 (A)	12/6/08 74-35 W(H)	1/26/03 59-71 L(A)	1/10/88 78-84 L(A)		12/18/05 36-66 L(H)
12/15/78 80-69 W(H)		1/11/04 53-74 L(H)		Kent State 2-0	3/4/06 52-79 L(N)
12/31/81 97-61 W(H)	Georgetown College	2/29/04 62-73 L(A)	Immaculata 1-0	11/23/90 114-83 W(H)	1/18/07 58-76 L(A)
2/20/82 89-87 W(A)	*2/22/1904 14-10 W	1/13/05 ! 71-63 W(H)	12/15/77 74-64 W(H)	12/29/06 82-47 W(N)	1/27/08 ! 46-72 L(H)
2/21/82 71-66 W(H)		2/6/05 64-68 L(A)			2/21/08 48-52 L(A)
12/22/83 66-68 L(H)		2/2/06 57-91 L(A)	Indiana 13-12	Lafayette 1-0	3/8/08 49-66 L(N)
2/22/83 78-68 W(A)		2/15/07 ! 72-82 LOT(H)	1/24/74 57-88 L	12/29/01 83-60 W(N)	1/25/09 56-59 L(H)
2/2/84 76-61 W(A)		3/2/07 40-72 L(N)			

SCORES VS. ALL OPPONENTS

2/22/09 56-57 L(A)	1/19/94 95-62 W(H)	Massachusetts 2-0	Largest Margin of Defeat: -12, MT	1/16/11 72-60 W(H)	2/20/90 106-71 W(H)
1/28/10 71-62 W(A)	1/11/95 76-77 LOT(A)	11/25/94 73-55 W(H)	70 - UK 58, 12/28/11 (A)	1/8/12 88-40 W(H)	2/6/91 83-67 W(A)
2/13/11 49-47 W(H)	2/19/96 74-66 W(H)	12/28/97 57-51 W(N)	2/14/75 53-52 W(n/a)	2/26/12 76-40 W(A)	2/5/92 79-58 W(H)
3/4/11 60-58 W(N)	2/18/97 52-64 L(A)		11/19/77 82-80 W(A)	1/17/13 100-47 W(H)	1/13/93 66-38 W(H)
2/5/12 51-61 L(A)	11/27/98 73-62 W(N)	McNeese State 2-0	11/17/78 87-90 L(A)		2/15/95 78-49 W(H)
3/3/12 61-72 L(N)	1/21/98 62-80 L(A)	11/28/09 85-50 W(H)	1/6/83 73-68 W(H)	Mississippi State College of Women 0-1	11/17/09 72-55 W(A)
	1/20/99 69-56 W(A)	3/17/12 68-62 W(N)	1/9/84 68-74 L(H)	2/15/75 42-80 L	11/12/10 82-48 W(H)
Louisiana Tech 0-3	2/22/2000 75-65 W(H)		11/30/85 85-77 W(H)		11/11/11 96-60 W(A)
3/20/82 60-82 L(A)	12/9/2000 57-63 L(A)	Memphis 3-4	12/20/86 79-68 W(A)	Mississippi State University for Women 1-1	11/23/12 73-37 W(H)
1/3/87 63-64 L(H)	12/19/01 72-53 W(H)	11/17/77 101-94 W(H)	2/25/88 76-68 W(H)	11/18/77 78-75 W(A)	Morris Brown 1-0
1/4/89 63-95 L(A)	1/5/03 62-86 L(A)	1/31/82 69-70 L(H)	1/8/89 68-66 W(A)	11/18/78 76-81 LOT(N)	12/23/02 106-32 W(H)
	12/3/03 ! 84-80 WOT(H)	1/3/83 71-75 L(A)	2/27/90 72-56 W(H)		Morris Harvey College 1-0
Louisville 31-18	12/5/04 49-66 L(A)	12/4/93 91-63 W(H)	3/21/08 68-66 WOT(H)	Mississippi Valley State 3-0	12/1/76 78-70 W(A)
at Lexington: UK leads 20-4	12/28/05 ! 55-64 L(H)	12/19/94 71-81 L(A)	12/28/09 51-57 L(A)	12/19/06 84-37 W(H)	Mount Saint Joseph 3-0
at Louisville: UL leads 13-10	12/3/06 75-83 L(A)	11/24/01 55-63 L(A)	12/29/10 81-72 W(H)	1/1/10 93-48 W(H)	1/31/75 72-39 W
at Neutral: Series tied 1-1	12/20/07 ! 65-80 L(H)	12/30/06 86-51 W(H)	12/28/11 58-70 L(A)	11/27/11 90-51 W(H)	1/31/76 53-50 W(A)
Overall Streak: UK has won two	12/14/08 59-75 L(A)	Miami (Fla.) 5-1	12/9/12 68-46 W(H)	Missouri 2-1	2/21/77 85-64 W(H)
Largest Margin of Victory: +36, UK 75 - UL 39, 12/15/75 (A)	12/20/09 101-67 W(H)	2/8/85 108-53 W(H)	Minnesota 0-1	at Lexington: UK leads 1-0	
Largest Margin of Defeat: -26, UK 52 - UL 78, 12/5/10 (A)	12/5/10 52-78 L(A)	12/6/86 71-55 W(A)	11/23/07 80-92 L(N)	at Columbia: UK leads 1-0	Murray State 13-0
*2/17/12 19-13 W(H)	12/4/11 74-54 W(H)	12/9/89 80-71 W(N)	Mississippi State 22-17	at Neutral: MU leads 1-0	*3/10/72 43-44 L(N)
*1/17/13 20-19 W	12/2/12 48-47 W(A)	3/23/90 80-68 W(N)	at Lexington: UK leads 10-8	Overall Streak: UK has won one	*2/12/72 43-38 W(N)
*3/5/13 23-14 W	Loyola (Md.) 1-0	12/19/2000 59-74 L(A)	at Starkville: Tied 8-8	Largest Margin of Victory: +26, UK 69 - MU 43, 1/13/13 (A)	*2/17/73 52-45 W(A)
*1/30/14 12-23 L(H)	12/1/95 67-54 W(N)	12/1/01 60-57 W(H)	at Neutral Sites: UK leads 4-1	Largest Margin of Defeat: -35, MU 86 - UK 51, 11/25/00 (N)	*3/2/73 47-59 L(H)
*2/3/14 20-19 W(A)	Maine 1-0	Miami (Ohio) 16-2	Overall Streak: UK has won six	11/25/89 102-84 W(H)	*3/2/74 53-49 W(N)
*1/22/15 27-16 W(H)	3/22/90 76-66 W(N)	12/5/82 90-61 W(H)	Largest Margin of Victory: +53, UK 100 - MSU 47, 1/17/13 (H)	11/25/2000 51-86 L(N)	2/29/75 47-45 W(A)
*2/27/15 8-11 L(A)	Marist 2-0	11/29/84 76-60 W(A)	Largest Margin of Defeat: -50, UK 46 - MSU 96, 2/16/03 (A)	1/13/13 69-43 W(A)	12/13/77 102-64 W(H)
*2/5/16 10-12 L(H)	at Lexington: UK leads 2-0	11/30/89 61-56 W(A)	1/15/79 52-67 L(A)	Morehead State 25-4	2/16/78 79-58 W(A)
*2/22/16 32-24 W(A)	Overall Streak: UK has won two	12/5/90 72-68 W(H)	1/19/80 86-68 W(H)	*2/11/70 56-30 W	12/6/78 86-68 W(A)
*3/10/17 24-12 W(H)	Largest Margin of Victory: +31, UK 96 - MC 65, 12/26/93 (H)	11/26/91 90-60 W(H)	1/30/81 106-82 W(N)	*3/4/70 50-48 W	2/3/79 82-72 W(H)
*2/28/22 9-10 L(H)		12/23/95 62-71 L(A)	2/23/85 55-58 L(H)	*2/12/71 62-29 W	3/1/79 82-59 W(N)
*1922-23 5-8 L(A)	Marquette 2-1	12/13/96 71-63 W(H)	2/16/86 66-54 W(H)	*2/20/71 56-40 W	12/10/80 72-63 W(A)
*1922-23 18-6 W(H)	12/2/89 96-68 W(H)	12/20/97 71-64 W(A)	1/30/87 61-81 L(A)	*1971/72 56-33 W	1/31/80 95-59 W(H)
*1922-23 18-6 W	12/30/12 78-56 W(H)	12/9/98 76-56 W(H)	1/7/88 61-68 L(H)	*2/20/71 56-40 W	2/25/80 76-67 W(A)
*1/26/24 No Score W(H)	Marshall 13-2	11/22/99 77-39 W(A)	1/31/89 54-64 L(A)	*1972/73 50-47 W	1/3/81 81-54 W(H)
*2/2/24 15-9 W(A)	*1971-72 50-77 L	11/21/2000 77-71 W(H)	1/15/90 86-61 W(H)	52-42 W	12/4/92 89-55 W(H)
12/15/75 75-37 W(A)	*1972-73 51-46 W	12/5/01 64-73 L(A)	2/9/91 75-64 W(A)	1/12/74 50-47 W	2/23/94 74-67 W(A)
1/11/75 57-40 W(H)	*2/23/74 50-53 L	12/21/02 108-102 WOT(H)	1/4/92 75-52 W(H)	*1972/73 54-39 W	11/26/10 91-59 W(N)
3/3/76 75-59 W(H)	2/5/75 60-45 W(A)	12/20/03 64-58 W(A)	1/4/93 73-53 W(A)	52-42 W	Navy 1-0
12/19/77 94-88 WOT(A)	12/10/75 57-56 W(H)	1/3/09 80-55 W(A)	3/5/93 84-73 W(N)	*3/2/74 55-33 W	3/24/13 61-41 W(N)
1/29/77 45-60 L(A)	12/8/76 65-58 W(A)	12/1/09 107-53 W(H)	1/16/94 81-79 W(H)	2/10/75 58-41 W	National College 3-0
2/24/77 73-92 L(H)	2/1/78 93-43 W(H)	11/14/10 84-71 W(A)	1/15/95 65-53 W(A)	2/28/75 71-40 W	2/9/82 94-65 W(H)
3/3/77 85-61 W(H)	3/2/81 100-60 W(H)	11/28/12 92-53 W(H)	2/16/97 74-57 W(A)	1/17/76 104-63 W(H)	2/22/83 109-46 W(H)
1/11/78 85-72 W(H)	2/8/85 95-80 W(H)	Michigan 1-3	2/15/98 71-62 W(H)	2/2/76 75-60 W(A)	12/11/84 83-46 W(A)
12/11/79 76-57 W(A)	11/22/85 102-73 W(A)	1/23/81 98-71 W(H)	2/26/98 48-67 L(N)	2/22/77 84-73 W(H)	Nebraska 2-2
1/8/79 49-51 L(A)	1/10/88 57-58 L(A)	11/22/96 54-68 L(N)	2/14/99 78-83 L(A)	12/17/77 72-73 L(A)	1/4/84 86-90 L(H)
2/6/79 67-68 L(H)	1/13/89 72-61 W(H)	12/8/07 59-63 L(A)	2/27/2000 46-63 L(H)	1/25/77 76-68 W(A)	11/29/97 59-68 L(A)
3/3/79 61-65 L(N)	12/1/92 79-44 W(H)	11/15/08 60-70 L(H)	2/25/01 66-74 L(A)	12/11/78 76-83 L(H)	3/13/99 98-92 W(N)
2/16/80 83-64 W(H)	2/16/94 66-43 W(A)	Michigan State 2-3	2/16/97 74-57 W(A)	2/23/78 75-68 W(H)	3/28/10 76-67 W(N)
2/29/80 85-54 W(H)	2/8/95 91-58 W(H)	12/8/89 89-72 W(A)	2/15/98 71-62 W(H)	3/3/78 84-76 W(H)	Nebraska Omaha 1-0
1/8/81 88-66 W(A)	2/7/96 66-72 L(A)	11/27/96 50-76 L(H)	2/26/98 48-67 L(N)	2/24/79 69-86 L(A)	11/23/11 81-48 W(H)
2/14/81 83-59 W(H)	1/02/03 ! 75-42 W(H)	11/25/97 57-71 L(A)	2/14/99 78-83 L(A)	1/22/80 86-67 W(H)	New Mexico 1-0
2/23/82 84-80 W(H)	12/12/04 73-55 W(A)	3/20/06 63-67 L(N)	2/27/2000 46-63 L(H)	2/20/80 90-79 W(A)	12/6/99 62-52 W(A)
1/20/83 79-66 W(A)	Maryland 0-1	3/22/10 70-52 W(N)	2/25/01 66-74 L(A)	3/1/80 80-61 W(H)	New Orleans 1-1
2/25/84 94-83 W(H)	3/21/81 82-83 L(A)	Middle Tennessee St. 11-4	1/3/02 54-59 L(H)	1/1/81 84-64 W(H)	1/30/84 85-68 W(H)
1/19/85 63-67 L(A)		at Lexington: UK leads 7-1	2/28/02 75-72 W(N)	2/21/81 66-51 W(A)	2/1/85 81-86 L(A)
2/14/86 87-77 W(H)		at Murfreesboro: Tied 3-3	2/16/03 46-96 L(A)	11/24/84 77-66 W(H)	
11/27/87 98-77 W(H)		Overall Streak: UK has won one	1/22/04 67-80 L(A)	12/2/85 73-58 W(H)	
2/21/87 70-48 W(A)		Largest Margin of Victory: +22, UK 68 - MTSU 46, 12/9/12 (H)	2/15/04 41-54 L(H)	12/20/87 101-83 W(H)	
1/18/89 77-73 W(A)			1/20/05 59-72 L(A)	1/7/87 73-57 W(H)	
2/15/90 83-68 W(H)			2/20/05 55-71 L(H)	1/3/89 70-74 L(A)	
1/17/91 63-70 L(A)			2/19/06 51-46 W(A)		
2/19/92 81-71 W(H)			1/25/07 ! 75-83 L2OT(H)		
1/6/93 58-53 W(A)			1/13/08 64-60 W(A)		
			1/18/09 45-52 L(H)		
			1/31/10 69-59 W(A)		
			3/6/10 76-65 W(N)		

SCORES VS. ALL OPPONENTS

Nicholls State 1-0	Ohio State 9-13	1/28/89 52-70 L(A)	Sam Houston State 2-0	1/14/10 71-79 L(A)	Tennessee 9-49
12/21/04 ! 106-51 W(H)	2/2/75 66-77 L(A)	1/27/90 ! 64-71 L(H)	11/23/01 100-55 W(N)	2/21/10 71-50 W(H)	at Lexington: UT leads 21-7
UNC-Asheville 2-0	12/20/75 60-56 W(A)	2/16/91 87-81 W(A)	11/25/11 73-52 W(H)	1/13/11 66-48 W(H)	at Knoxville: UT leads 21-2
1/24/95 98-76 W(H)	2/16/76 50-70 L(A)	2/23/92 69-82 L(H)	San Francisco 0-1	2/10/11 61-66 L(A)	at Neutral Sites: UT leads 7-0
2/1/95 70-55 W(A)	11/30/77 58-70 L(H)	12/18/93 47-51 L(H)	11/29/03 67-59 L(A)	1/15/12 66-58 W(A)	Overall Streak: UK has won one
UNC-Chapel Hill 0-5	12/2/78 70-59 W(H)	2/20/93 65-77 L(A)	Seton Hall 1-0	2/23/12 53-50 W(H)	Largest Margin of Victory: +14,
1/7/78 65-73 L(A)	1/27/80 90-59 W(H)	12/17/95 58-66 L(A)	12/5/81 90-62 W(A)	1/24/13 50-55 L(A)	UK 96 - UT 82, 1/24/86 (H)
12/31/93 75-80 LOT(N)	12/12/81 69-75 L(A)	1/3/96 60-68 L(H)	South Alabama 1-0	2/14/13 78-74 W(H)	Largest Margin of Defeat: -72,
11/28/01 64-102 L(A)	12/2/82 73-60 W(H)	1/2/97 52-83 L(A)	12/30/07 66-56 W(A)		UT 110 - UK 38, 1/21/01 (H)
11/25/03 ! 59-75 L(H)	12/2/83 73-68 W(A)	1/10/98 76-49 L(H)	South Carolina 31-19		
3/21/11 74-86 L(N)	11/27/84 ! 74-61 W(H)	1/10/99 57-60 L(A)	at Lexington: UK leads 19-5	South Carolina State 1-0	
UNC-Charlotte 0-1	12/30/85 70-66 W(A)	2/25/99 75-59 W(N)	at Columbia: USC leads 14-9	1/5/80 87-72 W(A)	1/23/76 67-70 L(A)
12/11/92 54-57 L(N)	12/12/86 71-76 L(H)	2/24/2000 59-57 W(A)	at Neutral: UK leads 3-0		11/13/76 53-107 L(A)
North Carolina State 2-3	11/29/88 80-82 L(H)	2/22/01 54-75 L(H)	Overall Streak: UK has won one	South Carolina-Upstate 2-0	1/7/77 57-82 L(H)
3/6/80 63-71 L(A)	11/28/89 86-89 L3OT(A)	2/7/02 66-76 L(A)	Largest Margin of Victory: +28,	11/10/07 74-59 W(H)	1/28/78 90-92 L2OT(H)
12/4/81 67-77 L(A)	11/28/90 107-73 W(H)	1/23/03 83-66 W(H)	UK 93 - USC 65, 2/21/99 (H)	11/25/12 100-34 W(H)	2/25/78 66-99 L(A)
12/4/81 67-77 L(A)	1/7/92 94-101 LOT(A)	2/01/04 88-90 LOT2(A)	Largest Margin of Defeat: -46,		3/10/78 60-76 L(N)
3/10/81 75-74 WOT(H)	12/21/93 81-94 L(H)	1/16/05 70-63 W(H)	USC 97 - UK 51, 2/27/03 (A)	South Dakota State 0-1	1/20/79 66-64 W(H)
12/28/84 78-69 W(A)	12/4/94 59-75 L(A)	1/22/06 81-75 W(A)		11/26/04 55-57 L(N)	2/17/79 51-89 L(A)
12/30/95 62-66 L(N)	11/29/95 67-77 L(H)	2/16/06 65-61 W(H)		South Florida 1-0	2/2/80 83-91 LOT(H)
North Carolina A&T 2-0	12/4/96 66-84 L(A)	1/14/07 65-67 LOT(H)		1/14/83 93-65 W(H)	2/6/81 65-81 L(A)
12/6/05 71-40 W(H)	12/3/97 68-51 W(H)	2/8/07 69-61 W(A)		Southern 1-0	3/13/81 49-58 L(N)
1/1/09 72-63 W(H)	11/19/98 92-84 WOT(A)	2/7/08 ! 59-54 W(H)		12/21/06 70-44 W(H)	1/28/82 76-81 L(A)
Northeastern 2-0	1/6/07 51-53 L(A)	2/1/09 60-69 L(A)		Southern Illinois 4-0	2/18/82 61-65 L(H)
12/29/97 76-39 W(N)	Ohio 2-1	2/4/10 80-66 W(H)		1/16/82 74-56 W(H)	2/28/82 80-74 W(H)
11/17/11 81-47 W(H)	12/2/82 73-60 W(H)	1/27/11 74-68 W(A)		12/4/85 66-62 W(H)	2/9/83 85-95 L(H)
Northeast Louisiana 1-0	12/28/87 98-85 W(H)	2/2/12 82-41 W(H)		11/25/02 79-53 W(H)	2/27/83 81-69 W(A)
12/29/90 73-66 W(A)	12/3/88 77-80 L(A)	2/28/13 90-65 W(A)		11/25/06 78-59 W(N)	1/25/84 63-75 L(H)
Northern Kentucky 10-4	Oklahoma 0-1	Oregon 0-1		Southern Mississippi 3-0	2/12/84 65-67 L(A)
1/14/75 68-56 W(H)	3/30/10 68-88 L(N)	3/12/80 81-86 L(A)		12/28/01 59-44 W(N)	2/18/82 61-65 L(H)
12/16/75 55-56 L(A)	Oklahoma State 0-1	Oregon State 1-0		11/27/10 79-60 W(A)	2/28/82 80-74 W(H)
11/29/76 60-58 W(A)	12/19/92 57-61 L(N)	11/25/04 73-70 W(N)		11/19/11 88-7 W(H)	2/9/83 85-95 L(H)
11/29/77 83-65 W(A)	Old Dominion 3-8	Pacific 1-0		Southern Utah 1-0	2/27/83 81-69 W(A)
2/14/77 ! 83-89 L(H)	3/11/78 66-82 L(A)	11/29/02 77-61 W(N)		1/17/90 98-39 W(H)	1/25/84 63-75 L(H)
12/19/78 53-71 L(H)	1/28/79 65-81 L(H)	Pepperdine 2-0		SW Missouri St. 1-1	2/12/84 65-67 L(A)
2/11/78 79-72 W(H)	1/20/82 68-91 L(A)	1/2/91 73-64 W(A)		12/22/96 64-58 W(H)	2/18/82 61-65 L(H)
1/30/79 72-71 W(A)	2/5/83 80-66 W(H)	12/18/12 80-62 W(A)		11/25/02 79-53 W(H)	2/13/85 66-77 L(H)
3/2/79 69-71 L(N)	12/29/84 59-66 L(N)	Pittsburgh 1-0		11/25/06 78-59 W(N)	1/24/86 96-82 W(H)
1/9/80 79-63 W(A)	1/28/84 72-81 L(A)	12/18/76 74-67 W(N)		Southern Utah 1-0	1/11/87 64-76 L(A)
2/12/80 62-61 W(H)	1/13/85 63-64 L(H)	Purdue 0-2		12/28/01 59-44 W(N)	2/18/88 75-99 L(H)
1/6/81 82-69 W(H)	1/10/86 69-74 L(A)	12/18/99 40-48 L(N)		11/27/10 79-60 W(A)	3/5/88 66-100 L(N)
2/10/81 88-75 W(A)	1/23/87 85-70 W(H)	12/1/2000 67-87 L(H)		11/19/11 88-7 W(H)	1/21/89 57-101 L(A)
11/26/90 97-79 W(H)	11/18/06 69-55 W(A)	Radford 1-0		Southern Utah 1-0	1/22/90 60-76 L(H)
Northwestern 2-1	12/28/07 62-71 L(H)	11/26/88 89-83 W(H)		1/17/90 98-39 W(H)	1/12/91 70-80 L(A)
12/2/95 42-78 L(A)	Ole Miss 14-20	Rutgers 3-2		SW Missouri St. 1-1	2/8/92 52-77 L(H)
11/23/03 67-60 W(H)	at Lexington: UM leads 8-7	1/12/80 ! 97-78 W(H)		12/22/96 64-58 W(H)	3/8/92 80-94 L(N)
12/1/04 70-63 W(A)	at Oxford: UM leads 11-6	1/11/81 67-69 LOT(A)		11/21/97 54-74 L(A)	2/6/93 61-85 L(A)
Notre Dame 1-1	at neutral: Tied 1-1	2/16/83 89-80 W(A)		Spalding 1-0	2/18/94 89-95 LOT(H)
11/21/10 81-76 W(H)	Overall streak: UK has won four	1/17/84 74-45 W(H)		*1971 37-30 W	2/19/95 41-67 L(A)
12/18/11 83-92 L(A)	Largest Margin of Victory: +41,	11/27/04 60-74 L(N)		Stetson 2-0	3/4/95 62-74 L(N)
Oakland 1-0	UK 82 - UM 41, 2/2/12 (H)	Saint Francis (Pa.) 1-0		12/20/89 93-58 W(A)	1/14/96 45-60 L(H)
3/15/07 65-56 W(A)	Largest Margin of Defeat: -31,	1/2/05 85-73 W(H)		11/22/05 84-38 W(H)	1/12/97 61-84 L(A)
	UM 83 - UK 52, 1/2/97 (A)	Samford 1-0		St. John's 2-1	1/18/98 65-93 L(H)
	2/9/80 62-79 L(N)	12/21/11 90-61 W(H)		12/6/91 83-77 W(N)	1/17/99 60-98 L(H)
	2/1/84 69-59 W(H)			12/29/91 64-73 L(H)	1/23/2000 65-71 L(H)
	2/3/85 56-82 L(A)			11/26/94 67-54 W(H)	1/30/2000 48-77 L(A)
	1/8/86 ! 69-72 L(H)			Syracuse 2-0	1/21/01 38-110 L(H)
	1/28/87 64-72 L(A)			3/18/81 87-63 W(H)	1/27/01 39-83 L(A)
	2/2/88 67-75 L(H)			12/21/95 83-63 W(N)	2/24/02 64-89 L(A)
				Temple 1-1	3/2/03 69-84 L(H)
				11/17/01 64-55 W(H)	1/29/04 72-81 L(H)
				12/13/03 82-86 LOT(A)	1/23/05 49-67 L(A)
					1/26/06 ! 66-63 W(H)
					2/11/07 62-84 L(A)
					1/17/08 40-65 L(H)
					2/3/08 51-79 L(H)
					1/8/09 64-69 L(A)
					2/19/09 66-56 W(H)
					2/25/10 65-81 L(A)
					3/7/10 62-70 L(N)
					2/7/11 67-73 L(H)
					3/6/11 65-90 L(N)

SCORES VS. ALL OPPONENTS

1/12/12	61-60	W(H)	Toledo	2-1	2/8/09	62-72	L(H)	Western Michigan	2-0			
2/13/12	54-91	L(A)	3/24/90	85-76	W(N)	1/10/10	63-53	W(H)	12/22/85	84-60	W(H)	
3/3/13	78-65	W(H)	11/25/95	88-76	W(H)	2/14/10	55-68	L(A)	11/23/96	61-44	W(A)	
			12/7/96	54-80	L(A)	1/23/11	78-68	W(H)				
						2/20/11	80-71	W(A)	West Virginia AAU	1-0		
UT-Chattanooga	9-0		Union College	1-0	3/5/11	69-56	W(N)	12/13/75	50-40	W(H)		
2/24/75	67-59	W(n/a)	3/5/75	80-66	W	2/20/12	70-61	W(H)				
1/21/77	75-58	W(N)				2/10/13	75-53	W(A)	West Virginia	2-1		
11/30/81	82-51	W(H)	UCLA	1-4	3/8/13	76-65	W(N)	11/25/84	70-63	W(H)		
1/22/81	88-64	W(H)	1/6/78	72-97	L(A)				12/12/92	73-63	W(N)	
3/20/05	91-54	W(H)	12/21/81	83-72	W(H)	Villanova	1-0	3/28/05	75-80	L2OT(H)		
3/18/06	69-59	W(N)	12/28/94	65-74	L(A)	12/30/96	63-54	W(A)				
3/19/09	81-76	WOT(H)	11/29/98	54-64	L(N)				Wichita State	2-0		
11/22/09	65-55	W(H)	3/15/99	63-87	L(A)	Virginia Commonwealth 1-1	1/31/01	57-67	L(H)	11/29/91	79-58	W(H)
12/11/10	79-64	W(A)				12/16/01	66-61	W(A)	12/20/98	58-51	W(A)	
			Valdosta State	1-0	Virginia Tech	1-1				William & Mary	1-0	
UT-Martin	5-0		11/27/83	89-69	W(H)	2/29/88	80-79	W(H)	12/4/07	75-44	W(H)	
1/22/77	63-56	W(N)				2/19/89	66-75	L(A)				
11/22/98	90-60	W(A)	Vanderbilt	19-27	Wake Forest	1-1	12/30/04 !	66-61	W(H)	Winthrop	1-0	
12/28/99	93-55	W(H)	at Lexington: Tied 10-10		12/31/05	77-82	L(A)	1/3/2000	94-39	W(H)		
12/22/09	87-47	W(H)	at Nashville: VU leads 14-6									
12/30/10	68-47	W(H)	at Neutral Sites: Tied 3-3		Washington	0-1	11/30/02	56-88	L(A)	Wisconsin	0-2	
			Overall Streak: UK has won six					3/22/07	61-67	L(A)		
Tennessee State	3-0		Largest Margin of Victory: +23,		Washington State	1-0	3/22/09	45-49	L(A)	Wofford	1-0	
1/15/87	91-65	W(H)	UK 84 - VU 61, 1/10/81 (H)		11/10/06	80-51	W(H)					
1/30/88	88-70	W(A)	Largest Margin of Defeat: -34,		Western Kentucky	15-14	*1922-23	19-27	L(A)	12/31/99	67-68	L(H)
12/22/05	105-45	W(H)	VU 84 - UK 50, 1/19/03 (A)		*2/7/24	18-8	W(H)	12/10/03	60-75	L(H)		
					*1973-74	72-44	W(N)	12/28/04	67-75	L(A)		
Tennessee Tech	8-6				1974-75	77-56	W(H)	3/24/05	67-62	W(H)		
12/6/7	571-79	L(A)	1/10/81	84-61	W(H)	1/16/76	39-74	L(A)	1/1/08	46-51	L(H)	
1/22/75	Forfeit	W(n/a)	1/26/82	86-76	W(A)	3/4/76	69-71	L(H)	12/2/08	44-67	L(A)	
3/5/75	68-84	L(n/a)	1/23/83	106-85	W(A)	2/11/77	76-66	W(H)				
12/4/76	72-70	W(H)	2/12/83	80-71	W(H)	3/4/77	63-71	L(H)	Xavier	1-6		
12/5/77	69-89	L(A)	1/22/84	74-77	L(A)	1/30/78	82-84	L(A)	12/31/99	67-68	L(H)	
1/22/77	69-92	L(A)	2/20/84	89-70	W(H)	2/8/78	73-52	W(H)	12/6/2000	62-80	L(A)	
2/21/78	81-72	W(H)	1/5/85	58-57	W(A)	3/5/78	61-49	W(H)	12/10/03	60-75	L(H)	
1/9/82	72-55	W(A)	2/20/85	73-78	L(H)	1/24/79	66-67	L(H)	12/28/04	67-75	L(A)	
1/10/83	102-67	W(H)	2/5/86	79-70	W(A)	2/21/79	62-58	WOT(A)	3/24/05	67-62	W(H)	
2/6/85	87-75	W(H)	1/21/87	74-71	W(H)	1/14/80	99-43	W(H)	1/1/08	46-51	L(H)	
1/2/86	65-69	LOT(A)	1/28/88	68-83	L(A)	2/23/80	82-64	W(A)	12/2/08	44-67	L(A)	
12/7/87	78-69	W(H)	3/4/88	75-67	W(N)	1/13/81	77-70	W(A)				
2/7/89	68-88	L(A)	1/6/89	74-68	W(H)	2/16/81	95-72	W(H)	Yale	1-0		
12/7/10	77-53	W(H)	1/7/90	70-79	L(A)	12/11/87	56-80	L(A)	11/28/08	87-82	W(N)	
			1/20/91	80-63	W(H)	1/24/89	75-79	L(H)				
Texas	0-2		2/12/92	67-93	L(A)	12/11/91	67-66	W(A)				
3/17/78	60-75	L(N)	2/23/93	52-65	L(H)	1/19/93	62-60	W(H)				
11/24/07	60-72	L(N)	3/6/93	61-68	L(N)	12/10/93	77-82	LOT(A)				
			1/12/94	56-83	L(A)	12/11/94	48-64	L(H)				
			3/5/94	67-72	L(N)	12/5/95	61-81	L(A)				
Texas A&M	2-1		1/26/95	53-82	L(H)	1/14/97	79-73	W(H)				
at Lexington: UK leads 1-0			1/11/96	53-58	L(A)	12/8/97	66-64	WOT(A)				
at College Station: UK leads 1-0			1/8/97	54-65	L(H)	12/1/99	75-48	W(H)				
at neutral: TAMU leads 1-0			1/7/98	54-64	L(A)	12/8/01	79-84	L(A)				
Overall streak: TAMU has won one			1/7/99	70-69	W(H)	12/7/02	83-88	L(H)				
Largest Margin of Victory: +4,			1/13/2000	55-60	LOT(A)	12/22/03	76-63	W(A)				
UK 70 - TAMU 66, 2/18/13 (A)			1/11/01	61-91	L(H)	11/30/07 !	74-78	LOT(H)				
Largest Margin of Defeat: -8,			1/10/02	54-71	L(A)	12/4/08	57-66	L(A)				
TAMU 75 - UK 76, 3/10/13 (N)			2/21/02	57-73	L(H)							
1/10/13	65-62	W(H)	1/19/03	50-84	L(A)							
2/18/13	70-66	W(A)	2/9/03	63-85	L(H)							
3/10/13	67-75	L(N)	1/08/04	57-65	L(A)							
			3/4/04	41-60	L(N)							
Texas-Pan American	1-0		1/27/05	67-73	L(H)							
1/2/07	77-45	W(H)	2/23/06	55-72	L(A)							
			2/1/07	62-63	L(H)							
			2/14/08	49-66	L(A)							

Note: Varsity records begin in 1974-75 season

** Denotes games played before 1974-75; ! Denotes games played in Rupp Arena*

UK BEST VS. SEC OPPONENTS

ALABAMA

Most points: 104 in Tuscaloosa, Ala., 1/18/83 (W, 104-77)
Largest UK margin of victory: 27 in Tuscaloosa, Ala., 1/18/83 (W, 104-77)
Times scored 100 points: 1, last 1/18/83 in Tuscaloosa (W, 104-77)
Overtime games: 1-2, last 1/9/05 in Tuscaloosa (L OT, 63-69)
Most points scored (individual): 32 by Bebe Croley, 2/7/87 (W, 89-80)
Most rebounds: 16 by Laura Meadows, 3/2/00 (W, 67-63)
Most assists: 9 by Patty Jo Hedges, 2/26/82 (W, 82-76); 9 by Lea Wise, 2/26/82 (W, 82-76); 9 by Jennifer Humphrey, 1/11/07 (W, 63-62); 9 by Amber Smith, 1/17/10 (W, 88-63)
Most steals: 7 by Malinka Salhi, 2/17/90 (W, 74-58)
Most blocked shots: 4 by Shantia Owens, 1/24/99 (W, 76-72) 4 by Jennifer Humphrey, 2/26/06 (W, 80-60)
Most 3-point FGs: 6 by Sara Potts, 2/23/03 (W, 73-71) 6 by Jenny Pfeiffer, 2/26/06 (W, 80-60)
Most points by Alabama: 96 in Tuscaloosa 2/13/94 (L, 82-96)

ARKANSAS

Most points: 87 in Lexington, Ky., 2/18/07 (W, 87-60)
Largest UK margin of victory: 34 in Lexington 1/15/83 (W, 77-43)
Times scored 100 points: Zero times
Overtime games: 1-1, last 2/7/2013 in Fayetteville (W OT, 80-74)
Most points scored (individual): 27 by Sara Potts, 2/27/05 (W, 73-67); 27 by Adia Mathies, 2/7/10 (W, 71-57)
Most rebounds: 19 by Jennifer Humphrey, 3/1/07 (W, 72-57)
Most assists: 8 by Christina Jansen, 1/28/96 (W, 69-65); 8 by Jennifer Humphrey, 3/1/07 (W, 72-57)
Most steals: 8 by Stacey Reed, 1/24/92 (W, 75-74)
Most blocked shots: 3 by Shantia Owens, 1/16/00 (W, 68-60); 3 by Alvine Mendeng, 1/14/01 (L, 50-69); 3 by Jennifer Humphrey, 3/1/07 (W, 72-57); 3 by Victoria Dunlap, 1/11/09 (W, 72-63); 3 by Victoria Dunlap, 2/7/10 (W, 71-57)
Most 3-point FGs: 5 by Adia Mathies, 1/5/12 (W, 84-72)
Most points by Arkansas: 88 in Fayetteville 1/25/97 (L, 55-88)

AUBURN

Most points: 97 in Lexington, Ky., 1/20/2013 (W, 97-53)
Largest UK margin of victory: 44 in Lexington 1/20/13 (W, 97-53)
Times scored 100 points: Zero times
Overtime games: 1-1, last 2/6/03 in Auburn (L OT, 56-63)
Most points scored (individual): 33 by Karen Mosley, 2/2/86 (W, 91-90)
Most rebounds: 20 by Jennifer Humphrey, 1/21/07 (W, 68-65)
Most assists: 10 by Sandy Harding, 2/3/87 (L, 53-72)
Most steals: 6 by Valerie Still, 1/31/81 (L, 66-70); 6 by Bernisha Pinkett, 1/20/2013 (W, 97-53)
Most blocked shots: 4 by Valerie Still, 1/31/81 (L, 66-70)
Most 3-point FGs: 5 by Sara Potts, 3/6/03 (L, 62-68); 5 by Sara Potts, 2/5/04 (L, 54-71); 5 by Adia Mathies, 1/20/13 (W, 97-53); 5 by Jennifer O'Neill, 1/20/13 (W, 97-53)
Most points by Auburn: 93 in Auburn, Ala., 2/14/88 (L, 57-93)

FLORIDA

Most points: 97 twice, last 2/11/89 in Lexington (W, 97-90)
Largest UK margin of victory: 36 in Lexington 12/31/81 (W, 97-61)
Times scored 100 points: Zero times
Overtime games: Zero times
Most points scored (individual): 41 by Valerie Still, 2/20/82 (W, 89-87)
Most rebounds: 19 by Jennifer Humphrey, 1/12/06 (W, 80-65)
Most assists: 8 by Patty Jo Hedges, 2/22/83 (W, 78-68); 8 by Jodie Whitaker, 1/23/88 (L, 64-68); 8 by Carly Ormerod, 2/25/07 (L, 79-83); 8 by Crystal Riley, 2/18/10 (W, 77-51)
Most steals: 6 by Stacey Reed, 1/4/94 (L, 64-81); 6 by Christina Jansen, 1/4/95 (W, 63-55)
Most blocked shots: 4 by Leslie Nichols, 2/22/83 (W, 78-68); 4 by Pattresa Leonard, 2/23/91 (W, 67-65)
Most 3-point FGs: 6 by Jenny Pfeiffer, 1/12/06 (W, 80-65)
Most points by Florida: 100 in Gainesville 1/4/98 (L, 58-100)

GEORGIA

Most points: 87 in Athens, Ga., 2/11/98 (W, 87-46)
Largest UK margin of victory: 22 in Duluth, Ga., 3/9/13 (W, 60-38)
Times scored 100 points: Zero times
Overtime games: 1-2, last 1/7/10 in Athens, Ga. (L OT, 60-61)
Most points scored (individual): 35 by Valerie Still, 2/6/82 (W, 77-76)
Most rebounds: 16 by Valerie Still, 1/3/82 (W, 62-59)
Most assists: 11 by Sandy Harding, 2/23/86 (L, 67-113)
Most steals: 8 by Bebe Croley, 2/27/87 (L, 64-73)
Most blocked shots: 4 by Valerie Still, 1/18/80 (W, 82-61); 4 by DeNesha Stallworth, 3/9/13 (W, 60-38)
Most 3-point FGs: 5 by Sara Potts, 2/29/04 (L, 62-73)
Most points by Georgia: 113 in Athens 2/23/86 (L, 67-113)

LSU

Most points: 89 in Lexington, Ky., 2/26/94 (W, 89-71)
Largest UK margin of victory: 18 in Lexington 2/26/94 (W, 89-71)
Times scored 100 points: Zero times
Overtime games: 1-1, last 1/14/98 in Lexington (W OT, 74-71)
Most points scored (individual): 34 by Valerie Still, 2/27/82 (W, 85-71)
Most rebounds: 15 by Victoria Dunlap, 2/22/09 (L, 56-57)
Most assists: 15 by Patty Jo Hedges, 2/27/82 (W, 85-71)
Most steals: 6 by Leslie Nichols, 3/1/86 (L, 66-67); 6 by Stacey Reed, 2/26/94 (W, 89-71); 6 by Christina Jansen, 2/26/94 (W, 89-71)
Most blocked shots: 4 by Pattresa Leonard, 1/6/91 (L, 74-78); 4 by Victoria Dunlap, 1/25/09 (L, 56-59)
Most 3-point FGs: 5 by Keyla Snowden, 3/3/12 (L, 61-72)
Most points by LSU: 96 in Albany, Ga., 3/2/91 (L, 79-96)

MISSISSIPPI STATE

Most points: 106 in Baton Rouge 1/30/81 (W, 106-82)
Largest UK margin of victory: 53 in Lexington 1/17/13 (W, 100-47)
Times scored 100 points: 2, last 1/17/13 in Lexington (W, 100-47)
Overtime games: 0-1, last 1/25/07 in Lexington (L 2OT, 75-83)
Most points scored (individual): 33 by Valerie Still, 1/30/81 (W, 106-82)
Most rebounds: 20 by Valerie Still, 1/19/80 (W, 86-68)
Most assists: 9 by Malinka Salhi, 1/15/90 (W, 86-61); 9 by Stacey Reed, 1/16/94 (W, 81-79); 9 by Christina Jansen, 2/17/96 (W, 78-60); 9 by Tiffany Wait, 2/15/98 (W, 71-62)
Most steals: 8 by Bebe Croley, 2/16/86 (W, 66-54)
Most blocked shots: 5 by Victoria Dunlap, 3/6/10 (W, 76-65)
Most 3-point FGs: 4 by Sara Potts, 1/22/04 (L, 67-80); 4 by Keyla Snowden, 1/8/12 (W, 88-40)
Most points by Mississippi State: 96 in Starkville 2/16/03 (L, 46-96)

MISSOURI

Most points: 69 in Columbia 1/13/13 (W, 69-43)
Largest UK margin of victory: 26 in Columbia 1/13/13 (W, 69-43)
Times scored 100 points: Zero times
Overtime games: Zero games
Most points scored (individual): 17 by DeNesha Stallworth, 1/13/13 (W, 69-43)
Most rebounds: 7 by Samarie Walker, 1/13/13 (W, 69-43)
Most assists: 4 by Jennifer O'Neill, 1/13/13 (W, 69-43)
Most steals: 3 by DeNesha Stallworth, 1/13/13 (W, 69-43)
Most blocked shots: 3 DeNesha Stallworth, 1/13/13 (W, 69-43)
Most 3-point FGs: 2 by Adia Mathies, 1/13/13 (W, 69-43)
Most points by Missouri: 43 in Columbia 1/13/13 (W, 69-43)

OLE MISS

Most points: 90 in Oxford 2/28/13 (W, 90-65)
Largest UK margin of victory: 41 in Lexington 2/2/12 (W, 82-41)
Times scored 100 points: Zero times
Overtime games: 0-2, last 1/14/07 in Lexington (L OT, 65-67)
Most points scored (individual): 30 by Sara Potts, 2/1/04 (L 2OT, 88-90)
Most rebounds: 17 by Erica Jackson, 2/25/99 (W, 75-59)
Most assists: 9 by Angela Phillips, 2/1/04 (L 2OT, 88-90)

Most steals: 6 by Tracey Davis, 2/16/91 (W, 87-81)
Most blocked shots: 4 by Jenn'e Jackson, 1/14/07 (L OT, 65-67)
Most 3-point FGs: 5 by Natalie Martinez, 2/24/00 (W, 59-57)
Most points by Ole Miss: 90 in Oxford, Miss., 2/1/04 (L 2OT, 88-90)

SOUTH CAROLINA

Most points: 93 in Lexington, Ky., 2/21/99 (W, 93-65)
Largest UK margin of victory: 28 in Lexington 2/21/99 (W, 93-65)
Times scored 100 points: Zero times
Overtime games: 1-0, last 1/24/81 in Lexington (W OT, 70-65)
Most points scored (individual): 30 by Liz Lukschu, 3/14/81 (W 87-69)
Most rebounds: 18 by Jennifer Humphrey, 2/9/06 (W, 75-71)
Most assists: 11 by Lisa Collins, 12/10/83 (W, 77-69)
Most steals: 10 by Patty Jo Hedges, 2/2/83 (W, 89-77)
Most blocked shots: 4 by Jenn'e Jackson, 1/28/07 (L, 56-66); 4 by Samarie Walker, 1/24/13 (L, 50-55)
Most 3-point FGs: 5 by Natalie Martinez, 1/24/96 (L, 53-66)
Most points by South Carolina: 97 in Columbia 2/27/03 (L, 51-97)

TENNESSEE

Most points: 96 in Lexington 1/24/86 (W, 96-82)
Largest UK margin of victory: 14 in Lexington 1/24/86 (W, 96-82)
Times scored 100 points: Zero times
Overtime games: 1-3, last 2/18/94 in Lexington (L OT, 89-95)
Most points scored (individual): 34 by Adia Mathies, 1/12/12 (W, 61-60)
Most rebounds: 16 by Debra Oden, 1/28/78 (L, 90-92)
Most assists: 10 by Sandy Harding, 1/23/85 (L, 76-77)
Most steals: 5 by Lisa Collins, 1/28/82 (W, 80-74); 5 by Sandy Harding, 2/12/84 (L, 65-67); 5 by Sandy Harding, 1/24/86 (W, 96-82); 5 by Bebe Croley, 1/11/87 (L, 64-76); 5 by Vanessa Foster-Sutton, 1/22/90 (L, 60-76); 5 by Samarie Walker, 3/3/13 (W, 78-65)
Most blocked shots: 3 by Leslie Nichols, 1/24/86 (W, 96-82)
Most 3-point FGs: 4 by Jennifer O'Neill, 3/3/13 (W, 78-65)
Most points by Tennessee: 110 in Lexington 1/21/01 (L, 38-110)

TEXAS A&M

Most points: 70 in College Station, 2/18/13 (W, 70-66)
Largest UK margin of victory: 4 in College Station, 2/18/13 (W, 70-66)
Times scored 100 points: Zero times
Overtime games: Zero games
Most points scored (individual): 23 by Adia Mathies, 1/10/13 (W, 65-62)
Most rebounds: 12 by DeNesha Stallworth, 2/18/13 (W, 70-66)
Most assists: 8 by Jennifer O'Neill, 1/10/13 (W, 65-62)
Most steals: 3 by Samarie Walker, 3/10/13 (L, 67-75)
Most blocked shots: 3 by Samarie Walker, 3/10/13 (L, 67-75)
Most 3-point FGs: 4 by Adia Mathies, 1/10/13 (W, 65-62)
Most points by Texas A&M: 75 in Duluth, Ga., 3/10/13 (L, 67-75)

VANDERBILT

Most points: 106 in Nashville 1/23/83 (W, 106-85)
Largest UK margin of victory: 23 in Lexington 1/10/81 (W, 84-61)
Times scored 100 points: 1, last 1/23/83 in Nashville (W, 106-85)
Overtime games: 0-1, last 1/13/00 in Nashville (L OT, 55-60)
Most points scored (individual): 32 by Lisa Collins, 2/20/84 (W, 89-70); 32 by Valerie Still, 1/23/83 (W, 106-85)
Most rebounds: 17 by Valerie Still, 12/10/81 (W, 84-61)
Most assists: 9 by Sandy Harding, 1/27/87 (W, 74-71); 9 by Rita Adams, 1/10/02 (L, 54-71)
Most steals: 5 by Adia Mathies, 3/8/13 (W, 76-65)
Most blocked shots: 3 by Valerie Still, 12/10/81 (W, 84-61); 3 by Leslie Nichols, 2/20/85 (L, 73-78); 3 by Lisa Ellis, 1/7/90 (L, 70-79); 3 by Victoria Dunlap, 2/20/11 (W, 80-71); 3 by Samarie Walker, 3/8/13 (W, 76-65)
Most 3-point FGs: 5 by Sara Potts, 2/9/03 (L, 63-85); 5 by Adia Mathies, 2/10/13 (W, 75-53)
Most points by Vanderbilt: 93 in Nashville, Tenn., 2/12/92 (L, 67-93)

KENTUCKY IN THE NATIONAL RANKINGS

Kentucky Week-By-Week In The Associated Press Poll

Year	PS	1	2	3	4	5	6	7	8	9	10	11	12	13	14	15	16	17	18	19	20	Final	#
76-77		--	19	17	18	19	19	19	--	--	--	--	--	--	--	--	--	--	--	--	--	--	1-2
77-78		19	19	--	--	--	20	--	--	--	--	--	--	--	--	--	--	--	--	--	--	--	1-4
78-79		--	--	--	--	--	--	--	--	--	--	--	--	--	--	--	--	--	--	--	--	--	1-3
79-80		--	--	--	--	18	18	--	18	17	17	15	15	15	13	11	13	14	--	--	--	14	1-2
80-81		17	17	14	15	14	14	14	11	9	7	10	10	9	10	10	10	11	11	--	--	11	2-2
81-82		13	12	13	16	16	16	14	10	8	8	11	11	14	17	13	14	14	13	--	--	13	4-6
82-83		8	7	7	5	5	5	4	7	7	7	7	4	7	8	6	11	11	--	--	--	11	5-3
83-84		--	--	--	--	20	--	--	--	--	--	--	--	--	--	--	--	--	--	--	--	--	2-8
84-85		--	--	14	14	13	13	13	13	12	15	17	19	19	--	--	--	--	--	--	--	--	2-3
85-86		--	--	--	--	--	--	--	--	--	--	--	--	--	--	--	--	--	--	--	--	--	3-3
86-87		--	--	--	--	--	--	--	--	--	--	--	--	--	--	--	--	--	--	--	--	--	1-7
87-88		--	--	--	--	--	--	--	--	--	--	--	--	--	--	--	--	--	--	--	--	--	0-6
88-89		--	--	--	--	--	--	--	--	--	--	--	--	--	--	--	--	--	--	--	--	--	0-5
89-90		--	--	--	--	--	--	25	--	--	--	--	--	--	--	--	--	--	--	--	--	--	0-5
90-91		--	--	--	--	--	--	--	--	--	--	--	--	--	--	--	--	--	--	--	--	--	0-5
91-92		--	--	--	--	--	--	--	--	--	--	--	--	--	--	--	--	--	--	--	--	--	2-7
92-93		--	--	--	--	--	--	24	25	--	25	--	--	--	--	--	--	--	--	--	--	--	3-4
93-94		--	--	--	--	--	--	--	--	--	--	--	--	--	--	--	--	--	--	--	--	--	0-8
94-95		--	--	--	--	--	--	--	--	--	--	--	--	--	--	--	--	--	--	--	--	--	1-7
95-96		--	--	--	--	--	--	--	--	--	--	--	--	--	--	--	--	--	--	--	--	--	1-9
96-97		--	--	--	--	--	--	--	--	--	--	--	--	--	--	--	--	--	--	--	--	--	1-7
97-98		--	--	--	--	--	--	--	--	--	--	--	--	--	--	--	--	--	--	--	--	--	2-4
98-99		--	--	--	--	--	--	--	--	--	--	--	--	--	--	--	--	--	--	--	--	--	3-6
99-00		--	--	--	--	--	--	--	--	--	--	--	--	--	--	--	--	--	--	--	--	--	1-8
00-01		--	--	--	--	--	--	--	--	--	--	--	--	--	--	--	--	--	--	--	--	--	0-10
01-02		--	--	--	--	--	--	--	--	--	--	--	--	--	--	--	--	--	--	--	--	--	0-8
02-03		--	--	--	--	--	--	--	--	--	--	--	--	--	--	--	--	--	--	--	--	--	0-8
03-04		--	--	--	--	--	--	--	--	--	--	--	--	--	--	--	--	--	--	--	--	--	0-7
04-05		--	--	--	--	--	--	--	--	--	--	--	--	--	--	--	--	--	--	--	--	--	1-5
05-06		--	--	--	--	--	--	--	--	--	--	--	21	--	--	--	--	--	--	--	--	--	2-5
06-07	15	15	21	20	24	--	--	--	--	--	--	--	--	--	--	--	--	--	--	--	--	--	0-7
07-08	rv	rv	--	--	--	--	--	--	--	--	--	--	--	--	--	--	--	--	--	--	--	--	3-9
08-09		--	--	--	--	--	--	--	--	--	--	--	--	--	--	--	--	--	--	--	--	--	1-6
09-10		--	--	--	rv	rv	rv	rv	rv	rv	rv	rv	--	20	17	16	16	19	19	19	19	19	5-5
10-11	9	9	9	9	8	14	13	11	11	10	19	19	17	16	15	19	20	16	17	17	--	17	1-5
11-12	18	18	17	14	12	10	8	8	6	11	9	6	6	6	7	7	13	10	12	12	--	12	6-3
12-13	6	6	6	9	9	7	7	7	7	6	6	5	5	8	10	9	18	10	7	7	7	7	8-5

Note: AP polls were ranked 1-20 until 1989-90, when they were changed to the Top 25. Release dates and the number of weekly rankings per season varied from year-to-year. *Dates do not include preseason rankings; PS - Preseason rankings (started in 1962); # - Record vs. Ranked Opponents; rv - receiving votes

UK FINISHES IN NATIONAL RANKINGS - AP POLL

UK in the Final AP Poll

1980	14
1981	11
1982	13
1983	11
2010	19
2011	17
2012	12
2013	7

1980

- Old Dominion
- Tennessee
- Louisiana Tech
- South Carolina
- Stephen F. Austin
- Maryland
- Texas
- Rutgers
- Long Beach State
- North Carolina State
- Kansas
- Cheyney
- Kansas State
- Kentucky**
- Northwestern
- Mercer
- Oregon
- Central Missouri
- San Francisco
- Brigham Young

1981

- Louisiana Tech
- Tennessee
- Old Dominion
- Southern California
- Cheyney
- Long Beach State
- UCLA
- Maryland
- Rutgers
- Kansas
- Kentucky**
- Oregon
- N.C. State
- Stephen F. Austin
- Illinois State
- Texas
- Jackson State
- Minnesota
- Oregon State
- Clemson

1982

- Louisiana Tech
- Cheyney
- Maryland
- Tennessee
- Texas
- Southern California
- Old Dominion
- Rutgers
- Long Beach State
- Penn State
- Villanova
- N.C. State

1983

- Louisiana Tech
- Southern California
- Texas
- Old Dominion
- Cheyney
- Maryland
- Long Beach State
- Georgia
- Tennessee
- Penn State
- Kentucky**
- Arizona State
- Miss. U for Women

1983

- Louisiana Tech
- Southern California
- Texas
- Old Dominion
- Cheyney
- Maryland
- Long Beach State
- Georgia
- Tennessee
- Penn State
- Kentucky**
- Arizona State
- Miss. U for Women
- Auburn
- Missouri
- N.C. State
- Kansas State
- North Carolina
- Oregon State
- LSU

2010

- Connecticut
- Stanford
- Tennessee
- Nebraska

2011

- Xavier
- Duke
- Notre Dame
- Ohio State
- Texas A&M
- West Virginia
- Florida State
- Oklahoma
- Georgetown
- Baylor
- St. John's
- Iowa State
- Texas
- Gonzaga
- Kentucky**
- Oklahoma State
- LSU
- UCLA
- Georgia
- Michigan State
- Hartford

2011

- Connecticut
- Stanford
- Baylor
- Tennessee
- Xavier
- Duke
- UCLA
- Texas A&M
- DePaul
- Notre Dame
- Miami (Fla.)
- Michigan State
- Green Bay

- North Carolina
- Florida State
- Maryland
- Kentucky**
- Ohio State
- Marist
- Gonzaga
- Oklahoma
- Houston
- Georgetown
- Georgia Tech
- Marquette

2012

- Baylor
- Stanford
- Connecticut
- Notre Dame
- Maryland
- Duke
- Delaware
- Miami (FL)
- Tennessee
- Green Bay
- Penn State
- Kentucky**
- Purdue
- Purdue
- St. John's
- Georgia Tech
- Ohio State
- Nebraska
- Georgetown
- Louisville
- Georgia
- St. Bonaventure
- Texas A&M

- Rutgers
- Princeton
- Connecticut
- South Carolina

2013

- Baylor
- Notre Dame
- Connecticut
- Stanford
- Duke
- California
- Kentucky**
- Penn State
- Texas A&M
- Tennessee
- UCLA
- Maryland
- North Carolina
- Georgia
- Delaware
- Louisville
- South Carolina
- Dayton
- Colorado
- Green Bay
- Purdue
- Syracuse
- Iowa State
- Nebraska
- Florida State

KENTUCKY IN THE NATIONAL RANKINGS

Kentucky Week-By-Week In The Coaches Poll

Year	PS	2	3	4	5	6	7	8	9	10	11	12	13	14	15	16	17	18	19	Final (Postseason)
84-85		N/A	N/A	N/A	N/A	N/A	N/A	N/A	N/A	N/A	14	16	19	16	25	23	--	--	--	
85-86		N/A	--	21	20	21	23	22	23	23	24	24	23	23	--	--	--	--	--	
86-87		N/A	--	25	20	--	--	--	--	--	--	--	--	--	--	--	--	--	--	
87-88		--	--	--	--	--	--	--	--	--	--	--	--	--	--	--	--	--	--	
88-89		--	--	--	--	--	--	--	--	--	--	--	--	--	--	--	--	--	--	
89-90		--	--	--	--	--	--	25	--	--	--	--	--	--	--	--	--	--	--	
90-91		--	--	--	--	--	--	--	--	--	--	--	--	--	--	--	--	--	--	
91-92		--	--	--	--	--	--	--	--	--	--	--	--	--	--	--	--	--	--	
92-93		N/A	--	--	--	--	--	25	23	23	23	23	--	--	--	--	--	--	--	
93-94		--	--	--	--	--	--	--	--	--	--	--	--	--	--	--	--	--	--	
94-95		--	--	--	--	--	--	--	--	--	--	--	--	--	--	--	--	--	--	
95-96		--	--	--	--	--	--	--	--	--	--	--	--	--	--	--	--	--	--	
96-97		--	--	--	--	--	--	--	--	--	--	--	--	--	--	--	--	--	--	
97-98		--	--	--	--	--	--	--	--	--	--	--	--	--	--	--	--	--	--	
98-99		--	--	--	--	--	--	--	--	--	--	--	--	--	--	--	--	--	--	
99-00		--	--	--	--	--	--	--	--	--	--	--	--	--	--	--	--	--	--	
00-01		--	--	--	--	--	--	--	--	--	--	--	--	--	--	--	--	--	--	
01-02		--	--	--	--	--	--	--	--	--	--	--	--	--	--	--	--	--	--	
02-03		--	--	--	--	--	--	--	--	--	--	--	--	--	--	--	--	--	--	
03-04		--	--	--	--	--	--	--	--	--	--	--	--	--	--	--	--	--	--	
04-05		--	--	--	--	--	--	--	--	--	--	--	--	--	--	--	--	--	--	
05-06		--	--	--	--	--	--	--	--	--	--	23	--	--	--	--	--	--	--	
06-07	16	24	24	--	--	--	--	--	--	--	--	--	--	--	--	--	--	--	--	
07-08		--	--	--	--	--	--	--	--	--	--	--	--	--	--	--	--	--	--	
08-09		--	--	--	--	--	--	--	--	--	--	--	--	--	--	--	--	--	--	
09-10		--	--	--	--	--	--	--	--	--	25	23	18	16	16	14	18	16	15	9
10-11	10	10	9	9	14	13	11	11	10	19	19	18	18	18	19	20	16	16	22	22
11-12	15	13	11	10	10	7	8	6	9	8	6	6	5	7	8	10	9	11	11	8
12-13	7	7	7	8	8	6	6	6	6	6	6	5	4	7	8	7	7	10	7	7

UK FINISHES IN THE COACHES POLL

Kentucky in the Final Coaches Poll

2010.....	9	2012.....	8
2011.....	22	2013.....	7

2010

- Connecticut
- Stanford
- Oklahoma
- Baylor
- Xavier
- Duke
- Nebraska
- Tennessee
- Kentucky**
- Florida State
- Notre Dame
- Gonzaga
- Iowa State
- Texas A&M
- Ohio State
- West Virginia
- Georgetown
- St. John's
- Georgia
- San Diego State
- Mississippi State
- Oklahoma State
- UCLA
- Vanderbilt
- LSU
- Texas

2011

- Connecticut
- Stanford
- Baylor
- Tennessee
- Xavier

2012

- Duke
- Notre Dame
- Texas A&M
- UCLA
- Miami (Fla.)
- Wisconsin-Green Bay
- DePaul
- Michigan State
- North Carolina
- Florida State
- Kentucky**
- Marist
- Maryland
- Gonzaga
- Oklahoma
- Georgetown
- Ohio State
- Marquette
- Houston
- West Virginia

2013

- Baylor
- Notre Dame
- Stanford
- Connecticut
- Maryland
- Duke
- Tennessee
- Kentucky**
- Penn State
- Georgia Tech
- Miami (FL)
- Texas A&M

- Green Bay
- Delaware
- St. John's
- Louisville
- Georgetown
- Purdue
- Gonzaga
- Georgia
- South Carolina
- Ohio State
- St. Bonaventure
- DePaul
- Kansas

2013

- Baylor (30)
- Notre Dame (1)
- Connecticut
- Stanford
- Duke
- California
- Kentucky**
- Penn State
- Tennessee
- Maryland
- Texas A&M
- UCLA
- Georgia
- South Carolina
- Dayton
- Delaware
- Louisville
- North Carolina
- Colorado
- Green Bay
- Purdue
- Syracuse
- Iowa State
- Florida State
- Nebraska

SEC DOMINANCE

- Since the SEC began to sponsor women's basketball in 1982, it has failed only three times to place at least four members in each of the final polls (the USA Today/ESPN poll began in 1986).
- In terms of rankings, the SEC has the richest history of any conference in the nation, boasting more poll appearances than any other.
- Since the 1982 season, SEC teams have been ranked 556 consecutive weeks in the AP Poll.
- SEC teams can also boast of 136 No. 1 rankings in the AP Poll.
- Last season, the SEC had five in the final of both polls, with two more receiving votes in Associated Press and one receiving votes in coaches.

NCAA Numbers Do The Talking

NCAA Appearances		NCAA Tournament Wins	
SEC	195	SEC	361
ACC	149	Big East	226
Big Ten	134	ACC	216
Big East	133	Big Ten	154
Pac-12	108	Big 12	153
Big 12	105	Pac-12	139
Atlantic 10	76	Sun Belt	65
Sun Belt	50	Atlantic 10	60
C-USA	48	Independents	32
MVC	42		
NCAA Titles		Final Four Appearances	
SEC	8	SEC	34
Big East	9	Big East	23
ACC	2	ACC	14
Big 12	3	Pac-12	12
Pac-12	2	Sun Belt	8
Independents	1	Big Ten	8
Sun Belt	1	Big 12	8
Big Ten	1	Independents	6
		Colonial	1

RECORDS VS. RANKED OPPONENTS

Charting UK's Upsets Against Higher-Ranked Teams

Date	Opponent	UK	Opp.	Site	Score	Point Diff.
12/4/76	Tenn.Tech	NR	4	H	72-70	2
1/15/78	Immaculata	NR	17	H	74-64	10
1/20/79	Tennessee	NR	4	H	66-64	2
1/15/80	Rutgers	NR	7	H	97-78	19
1/3/82	Georgia	14	11	H	62-59	3
2/28/82	Tennessee	13	11	H	80-74	6
3/18/82	So. Carolina	14	12	N	73-69	4
2/5/83	ODU	7	6	H	80-66	14
12/2/83	Ohio State	NR	16	A	73-68	5
1/29/85	Georgia	17	5	H	61-57	4
2/28/86	Auburn	NR	11	A	91-90 (2 OT)	1
1/21/87	Vanderbilt	NR	11	H	74-71	3
12/11/91	Western Ky.	NR	8	A	67-66	1
3/7/92	Alabama	NR	17	N	95-87	8
12/5/92	Connecticut	NR	21	H	75-54	21
12/31/92	Kansas	NR	25	H	71-61	10
1/19/93	Western Ky.	NR	17	H	62-60	2
1/4/95	Florida	NR	16	H	63-55	8
1/28/96	Arkansas	NR	22	H	69-65	4
1/14/97	Western Ky.	NR	18	H	79-73	6
12/8/97	Western Ky.	NR	14	A	66-64 (OT)	2
12/14/97	Auburn	NR	16	H	68-67	1
2/7/99	Georgia	NR	8	H	80-76	4
2/26/99	LSU	NR	17	N	81-71	10
1/24/99	Alabama	NR	18	H	76-72	4
1/6/00	Auburn	NR	5	H	71-69	2
1/13/05	Georgia	NR	18	H	71-63	8
1/26/06	Tennessee	NR	1	H	66-63	3
3/3/06	Florida	NR	23	N	88-70	18
1/20/08	Auburn	NR	18	H	62-55	7
1/31/08	Georgia	NR	14	A	47-44	3
3/7/08	Georgia	NR	21	N	57-50	7
2/19/09	Tennessee	NR	13	H	66-56	10
1/10/10	Vanderbilt	NR	17	H	63-53	10
1/28/10	LSU	NR	18	A	71-62	9
3/28/10	Nebraska	19	4	N	76-67	9
12/4/11	Louisville	12	10	H	74-54	10
12/8/11	Duke	10	6	H	72-65	7
1/12/12	Tennessee	8	6	H	61-60	1
3/19/12	Green Bay	12	10	N	65-62	3
12/2/12	Louisville	9	7	A	48-47	1
3/3/13	Tennessee	10	8	H	78-65	13

Kentucky vs. All Opponents when Opponents are Ranked

#1 (1-16)						
Date	Opponent	UK	Opp.	Site	W/L	Score Point Diff.
2/25/78	Tennessee	NR	1	A	L	66-69 3
3/10/78	Tennessee	NR	1	H	L	60-76 16
1/28/79	ODU	NR	1	H	L	65-81 16
3/20/82	La. Tech	14	1	A	L	60-82 22
12/29/84	ODU	13	1	N	L	59-66 7
1/13/85	ODU	12	1	H	L	63-64 1
2/25/89	Auburn	NR	1	N	L	70-89 19
2/6/93	Tennessee	NR	1	A	L	61-85 24
2/20/94	Tennessee	NR	1	H	L	89-95 (OT) 6
2/13/96	Georgia	NR	1	A	L	55-75 20
1/18/98	Tennessee	NR	1	H	L	65-93 28
1/17/99	Tennessee	NR	1	A	L	60-98 38
11/24/99	Connecticut	NR	1	A	L	62-68 6
1/29/04	Tennessee	NR	1	H	L	72-81 9
2/17/05	LSU	NR	1	A	L	58-81 23
1/26/06	Tennessee	NR	1	H	W	66-63 3
11/13/12	Baylor	6	1	A	L	51-85 34

#2 (0-15)

Date	Opponent	UK	Opp.	Site	W/L	Score Point Diff.
2/23/86	Georgia	NR	2	A	L	67-113 46
1/11/87	Tennessee	NR	2	H	L	64-76 12
2/3/87	Auburn	NR	2	H	L	53-72 19
1/4/88	La. Tech	NR	2	A	L	63-95 32
1/21/89	Tennessee	NR	2	A	L	57-101 44
3/8/92	Tennessee	NR	2	N	L	80-94 14
2/19/95	Tennessee	NR	2	A	L	41-67 26
3/4/95	Tennessee	NR	2	N	L	62-74 12
4/11/96	Vanderbilt	NR	2	A	L	53-58 5
1/23/00	Tennessee	NR	2	H	L	65-71 6
3/3/00	Georgia	NR	2	N	L	45-63 18
4/12/01	Tennessee	NR	2	H	L	38-110 72
1/16/03	LSU	NR	2	A	L	39-82 43
1/17/08	Tennessee	NR	2	H	L	40-65 25
2/3/08	Tennessee	NR	2	A	L	51-79 28

#3 (0-18)

Date	Opponent	UK	Opp.	Site	W/L	Score Point Diff.
1/28/78	Tennessee	NR	3	H	L	90-92 (OT) 2
1/11/81	Rutgers	14	3	A	L	67-69 (OT) 2
1/7/84	Georgia	NR	3	H	L	68-69 1
2/14/88	Auburn	NR	3	A	L	57-93 36
2/18/88	Tennessee	NR	3	H	L	75-99 24
3/5/88	Tennessee	NR	3	N	L	66-100 44
1/22/90	Tennessee	NR	3	H	L	60-76 16
3/7/93	Vanderbilt	NR	3	N	L	61-68 7
2/17/00	Georgia	NR	3	H	L	69-73 4
1/27/01	Tennessee	NR	3	A	L	39-83 44
3/2/03	Tennessee	NR	3	H	L	69-84 15
12/18/05	LSU	NR	3	H	L	36-66 30
3/4/06	LSU	NR	3	N	L	52-79 27
2/11/07	Tennessee	NR	3	A	L	62-84 22
1/4/11	Duke	10	3	A	L	48-54 6
12/18/11	Notre Dame	8	3	A	L	83-92 9
3/27/12	UConn	12	3	N	L	65-80 15
4/1/13	UConn	7	3	N	L	53-83 30

#4 (3-13)

Date	Opponent	UK	Opp.	Site	W/L	Score Point Diff.
12/4/76	Tenn. Tech	NR	4	H	W	72-70 2
1/20/79	Tennessee	NR	4	H	W	66-64 2
2/5/84	Georgia	NR	4	A	L	61-87 26
2/3/90	Georgia	NR	4	A	L	75-78 3
1/12/91	Tennessee	NR	4	A	L	70-80 10
2/3/91	Georgia	NR	4	H	L	71-87 16
2/8/92	Tennessee	NR	4	H	L	52-77 25
1/14/96	Tennessee	NR	4	H	L	45-60 15
1/22/97	Alabama	NR	4	N	L	62-78 16
1/30/00	Tennessee	NR	4	A	L	48-77 29
2/24/02	Tennessee	NR	4	A	L	64-89 25
2/25/10	Tennessee	16	4	A	L	65-81 16
3/7/10	Tennessee	19	4	N	L	62-70 8
3/28/10	Nebraska	19	4	N	W	76-67 9
2/7/11	Tennessee	15	4	H	L	67-73 6
3/6/11	Tennessee	16	4	N	L	65-90 25

#5 (2-5)

Date	Opponent	UK	Opp.	Site	W/L	Score Point Diff.
1/29/85	Georgia	17	5	H	W	61-57 4
1/3/87	La. Tech	NR	5	H	L	63-64 1
3/5/87	Georgia	NR	5	N	L	64-67 3
2/4/89	Georgia	NR	5	H	L	72-90 18
2/23/93	Vanderbilt	NR	5	H	L	52-65 13
1/6/00	Auburn	NR	5	H	W	71-69 2
2/15/01	Georgia	NR	5	A	L	58-91 33

#6 (3-14)

Date	Opponent	UK	Opp.	Site	W/L	Score Point Diff.
1/22/77	Tenn. Tech	19	6	A	L	69-92 23
2/17/79	Tennessee	NR	6	A	L	51-89 38

2/2/80	Tennessee	17	6	H	L	83-91 (OT) 8
2/5/83	ODU	7	6	H	W	80-66 14
2/9/83	Tennessee	4	6	H	L	85-95 10
2/12/84	Tennessee	NR	6	A	L	65-67 2
2/17/85	Georgia	NR	6	A	L	65-87 22
2/27/87	Georgia	NR	6	A	L	64-73 9
12/31/93	UNC	NR	6	N	L	75-80 (OT) 5
1/12/94	Vanderbilt	NR	6	A	L	56-83 27
2/8/97	Georgia	NR	6	H	L	62-80 18
1/7/98	Vanderbilt	NR	6	A	L	54-64 10
12/1/00	Purdue	NR	6	H	L	67-87 20
2/21/02	Vanderbilt	NR	6	H	L	57-73 16
2/21/08	LSU	NR	6	A	L	48-52 4
12/8/11	Duke	10	6	H	W	72-65 7
1/12/12	Tennessee	8	6	H	W	61-60 1

#7 (2-5)

Date	Opponent	UK	Opp.	Site	W/L	Score Point Diff.
1/15/80	Rutgers	NR	7	H	W	97-78 19
1/20/82	ODU	8	7	A	L	68-91 23
1/30/91	Auburn	NR	7	H	L	65-72 7
1/23/05	Tennessee	NR	7	A	L	49-67 18
1/6/07	Ohio State	NR	7	A	L	51-53 2
3/8/08	LSU	NR	7	N	L	49-66 17
12/2/12	Louisville	9	7	A	W	48-47 1

#8 (4-3)

Date	Opponent	UK	Opp.	Site	W/L	Score Point Diff.
2/27/83	Tennessee	6	8	A	W	81-69 12
12/11/91	Western Ky.	NR	8	A	W	67-66 1
1/8/97	Vanderbilt	NR	8	H	L	54-65 11
2/7/99	Georgia	NR	8	H	W	80-76 4
1/10/02	Vanderbilt	NR	8	A	L	54-71 17
1/18/07	LSU	NR	8	A	L	58-76 18
3/3/13	Tennessee	10	8	H	W	78-65 13

#9 (0-9)

Date	Opponent	UK	Opp.	Site	W/L	Score Point Diff.
12/4/81	N.C. State	12	9	A	L	67-77 10
3/3/84	LSU	NR	9	N	L	81-91 10
1/17/87	LSU	NR	9	A	L	73-83 10
11/23/91	Iowa	NR	9	H	L	74-68 6
1/16/93	Auburn	NR	9	H	L	49-52 3
1/26/95	Vanderbilt	NR	9	H	L	53-82 29
1/12/97	Tennessee	NR	9	A	L	61-84 23
2/10/02	So. Carolina	NR	9	H	L	73-74 1
1/27/08	LSU	NR	9	H	L	46-72 26

#10 (4-5)

Date	Opponent	UK	Opp.	Site	W/L	Score Point Diff.
1/31/82	Memphis St.	11	10	H	L	69-70 1
1/30/83	Georgia	7	10	H	W	66-59 7
3/1/86	LSU	NR	10	N	L	66-77 11
2/12/92	Vanderbilt	NR	10	A	L	67-93 26
2/13/97	Florida	NR	10	H	L	53-77 24
3/2/07	Georgia	NR	10	N	L	40-72 32
12/4/11	Louisville	12	10	H	W	74-54 10
3/19/12	Green Bay	12	10	N	W	65-62 3
2/18/13	Texas A&M	9	10	A	W	70-66 4

#11 (5-9)

Date	Opponent	UK	Opp.	Site	W/L	Score Point Diff.
12/5/77	Tenn. Tech	19	11	A	L	69-89 20
1/3/80	So. Carolina	18	11	A	L	61-84 23
2/6/81	Tennessee	10	11	A	L	65-81 16
1/3/82	Georgia	14	11	H	W	62-59 3
2/28/82	Tennessee	13	11	H	W	80-74 6
1/25/84	Tennessee	NR	11	H	L	63-75 12
1/24/86	Tennessee	NR	11	H	W	96-82 14
2/2/86	Auburn	NR	11	A	W	91-90 (2 OT) 1
1/21/87	Vanderbilt	NR	11	H	W	74-71 3
12/11/87	Western Ky.	NR	11	A	L	56-80 24

RECORDS VS. RANKED OPPONENTS

2/24/90	Auburn	NR	11	A	L	60-68	8
1/22/95	Georgia	NR	11	H	L	57-68	11
2/15/07	Georgia	NR	11	H	L	72-82 (OT)	10
2/13/12	Tennessee	7	11	A	L	54-91	37

#12 (3-10)

Date	Opponent	UK	Opp.	Site	W/L	Score	Point Diff.
3/18/82	So. Carolina	14	12	N	W	73-69	4
2/20/83	Georgia	8	12	A	L	81-99	18
1/28/86	LSU	NR	12	H	L	63-76	13
3/2/91	LSU	NR	12	N	L	79-96	17
12/14/91	GWash	NR	12	A	L	62-71	9
1/4/98	Florida	NR	12	A	L	58-100	42
11/29/98	UCLA	NR	12	N	L	54-64	10
12/18/99	Purdue	NR	12	N	L	40-48	8
1/18/01	LSU	NR	12	A	L	64-87	23
1/11/04	Georgia	NR	12	H	L	53-74	21
3/30/10	Oklahoma	19	12	N	L	68-88	20
11/21/10	Notre Dame	9	12	H	W	81-76	5
3/9/13	Georgia	7	12	N	W	60-38	22

#13 (3-8)

Date	Opponent	UK	Opp.	Site	W/L	Score	Point Diff.
1/24/81	So. Carolina	9	13	H	W	70-65 (OT)	5
2/18/82	Tennessee	14	13	H	L	61-65	4
2/16/83	Rutgers	7	13	A	W	89-80	9
12/12/86	Ohio State	NR	13	H	L	71-76	5
2/7/88	Georgia	NR	13	A	L	70-86	16
3/5/94	Vanderbilt	NR	13	N	L	67-72	5
1/25/97	Arkansas	NR	13	A	L	55-88	33
2/13/03	Arkansas	NR	13	H	L	60-70	10
11/25/03	UNC	NR	13	H	L	59-75	16
2/19/09	Tennessee	NR	13	H	W	66-56	10
2/3/13	Georgia	8	13	H	L	71-75	4

#14 (4-13)

Date	Opponent	UK	Opp.	Site	W/L	Score	Point Diff.
3/10/81	N.C. State	10	14	H	W	75-74 (OT)	1
2/18/83	Auburn	7	14	H	W	77-55	22
3/3/83	Auburn	6	14	N	L	70-85	15
12/30/85	Ohio State	NR	14	A	W	70-66	4
12/21/93	Ohio State	NR	14	H	L	81-94	13
12/30/95	N.C. State	NR	14	N	L	62-66	4
11/29/97	Nebraska	NR	14	A	L	59-68	9
12/8/97	Western Ky.	NR	14	A	W	66-64 (OT)	2
1/28/98	Florida	NR	14	H	L	63-70	7
2/27/99	Georgia	NR	14	H	L	62-68	6
1/20/00	LSU	NR	14	H	L	59-66	7
1/7/01	Florida	NR	14	H	L	48-85	37
2/14/02	Florida	NR	14	A	L	59-81	22
1/18/04	LSU	NR	14	H	L	69-70	1
2/2/06	Georgia	21	14	A	L	57-91	34
11/14/07	GWash.	NR	14	A	L	65-76	11
3/21/11	UNC	17	14	N	L	74-86	12

#15 (4-3)

Date	Opponent	UK	Opp.	Site	W/L	Score	Point Diff.
2/6/82	Georgia	11	15	A	W	77-76	1
2/28/84	Auburn	NR	15	A	L	63-83	20
11/27/84	Ohio State	NR	15	H	W	74-61	13
3/14/99	UCLA	NR	15	N	L	63-87	24
2/1/07	Vanderbilt	NR	15	H	L	62-63	1
1/19/12	Georgia	6	15	A	W	69-64	5
3/30/13	Delaware	7	15	N	W	69-62	7

#16 (3-10)

Date	Opponent	UK	Opp.	Site	W/L	Score	Point Diff.
12/7/76	Tennessee	18	16	H	L	57-82	25
11/18/78	Miss. U/W	NR	16	N	L	76-81 (OT)	5
12/2/83	Ohio State	NR	16	A	W	73-68	5
12/20/83	Alabama	20	16	H	L	49-78	29
1/11/90	LSU	NR	16	H	L	79-80 (OT)	1

1/4/95	Florida	NR	16	H	W	63-55	8
12/29/95	Duke	NR	16	N	L	54-73	19
3/1/96	Auburn	NR	16	N	L	43-58	15
12/14/97	Auburn	NR	16	H	W	68-67	1
3/1/01	LSU	NR	16	N	L	57-72	15
2/2/03	So. Carolina	NR	16	H	L	46-49	3
2/16/03	Miss. State	NR	16	A	L	46-96	50
2/27/03	So. Carolina	NR	16	A	L	51-97	46
3/20/06	Michigan St	NR	16	N	L	63-67	4
2/14/13	So. Carolina	9	16	H	W	78-74	4

#17 (6-5)

Date	Opponent	UK	Opp.	Site	W/L	Score	Point Diff.
1/15/78	Immaculata	NR	17	H	W	74-64	10
11/29/88	Ohio State	NR	17	H	L	80-82	2
1/6/91	LSU	NR	17	A	L	74-78	4
3/7/92	Alabama	NR	17	N	W	95-87	8
1/19/93	Western Ky.	NR	17	H	W	62-60	2
12/11/94	Western Ky.	NR	17	H	L	48-64	16
2/26/99	LSU	NR	17	N	W	81-71	10
1/19/03	Vanderbilt	NR	17	A	L	50-84	34
11/27/04	Rutgers	NR	17	N	L	60-75	15
1/31/08	Georgia	NR	17	A	W	47-44	3
1/10/10	Vanderbilt	NR	17	H	W	63-53	10

#18 (5-6)

Date	Opponent	UK	Opp.	Site	W/L	Score	Point Diff.
12/14/86	Illinois	NR	18	H	L	76-78	2
1/20/96	Alabama	NR	18	A	L	51-66	15
1/14/97	Western Ky.	NR	18	H	W	79-73	6
1/24/99	Alabama	NR	18	H	W	76-72	4
1/11/01	Vanderbilt	NR	18	H	L	61-91	30
2/9/03	Vanderbilt	NR	18	H	L	63-85	22
1/13/05	Georgia	NR	18	H	W	71-63	8
2/6/05	Georgia	NR	18	A	L	64-68	4
1/28/10	LSU	NR	18	A	W	71-62	9
1/24/13	So. Carolina	5	18	A	L	50-55	5
3/26/13	Dayton	7	18	N	W	84-70	14

#19 (1-11)

Date	Opponent	UK	Opp.	Site	W/L	Score	Point Diff.
2/13/82	So. Carolina	14	19	A	L	81-91	10
12/31/91	Connecticut	NR	19	A	L	81-53	28
2/11/95	Alabama	NR	19	H	L	62-68	6
2/4/99	Auburn	NR	19	H	L	67-68	1
12/6/00	Xavier	NR	19	A	L	62-80	18
7/13/02	Auburn	NR	19	H	L	66-70	4
2/3/02	Georgia	NR	19	H	L	50-76	26
2/5/04	Auburn	NR	19	H	L	54-71	17
2/29/04	Georgia	NR	19	A	L	62-73	11
12/3/06	Louisville	24	19	A	L	75-83	8
2/11/10	Georgia	17	19	H	W	64-48	16
3/10/13	Texas A&M	7	19	N	L	67-75	8

#20 (3-8)

Date	Opponent	UK	Opp.	Site	W/L	Score	Point Diff.
1/17/84	Rutgers	NR	20	H	W	74-45	29
1/22/84	Vanderbilt	NR	20	A	L	74-77	3
2/14/89	LSU	NR	20	A	L	72-86	14
1/7/90	Vanderbilt	NR	20	A	L	70-79	9
12/10/93	Western Ky.	NR	20	A	L	77-82 (OT)	5
2/13/94	Alabama	NR	20	A	L	82-96	14
1/3/99	Florida	NR	20	H	L	63-77	14
2/27/00	Miss. State	NR	20	H	L	46-63	17
1/4/01	Auburn	NR	20	A	L	40-73	33
1/20/08	Auburn	NR	20	H	W	62-55	7
1/10/13	Texas A&M	6	20	H	W	65-62	3

#21 (1-1)

Date	Opponent	UK	Opp.	Site	W/L	Score	Point Diff.
12/5/92	Connecticut	NR	21	H	W	75-54	21
11/24/07	Texas	NR	21	A	L	60-72	12

#22 (1-2)

Date	Opponent	UK	Opp.	Site	W/L	Score	Point Diff.
2/4/95	Arkansas	NR	22	A	L	56-62	6
1/28/96	Arkansas	NR	22	H	W	69-65	4
2/10/96	Auburn	NR	22	A	L	46-88	42

#23 (2-5)

Date	Opponent	UK	Opp.	Site	W/L	Score	Point Diff.
1/29/94	Auburn	NR	23	A	L	61-75	14
2/28/97	Arkansas	NR	23	N	L	60-71	11
1/27/05	Vanderbilt	NR	23	H	L	67-73	6
2/23/06	Vanderbilt	NR	23	A	L	55-72	17
3/3/06	Florida	NR	23	N	W	88-70	18
12/28/07	ODU	NR	23	H	L	71-62	9
3/7/08	Georgia	NR	23	N	W	57-50	7

#24 (2-5)

Date	Opponent	UK	Opp.	Site	W/L	Score	Point Diff.
2/1/92	Alabama	NR	24	A	L	72-78	6
12/5/95	Western Ky.	NR	24	A	L	61-81	20
11/28/01	UNC	NR	24	A	L	64-102	38
1/26/03	Georgia	NR	24	A	L	59-71	13
2/8/04	Florida	NR	24	A	L	56-76	20
3/22/10	Michigan St.	19	24	N	W	70-52	18
1/15/12	So. Carolina	9	24	A	W	66-58	8

#25 (1-3)

Date	Opponent	UK	Opp.	Site	W/L	Score	Point Diff.
12/31/92	Kansas	NR	25	H	W	71-61	10
2/19/02	Cincinnati	NR	25	A	L	57-73	16
2/14/08	Vanderbilt	NR	25	A	L	49-66	17
1/6/11	Arkansas	10	25	A	L	67-78	11

UK vs. All Opponents when UK is Ranked

#4 (0-1)

Date	Opponent	UK	Opp.	Site	W/L	Score	Point Diff.
2/9/83	Tennessee	4	6	H	L	85-95	10

#5 (4-0)

Date	Opponent	UK	Opp.	Site	W/L	Score	Point Diff.
1/17/13	Miss. State	5	NR	H	W	100-47	53
1/20/13	Auburn	5	NR	H	W	97-53	44
1/24/13	So. Carolina	5	18	A	W	50-55	5
1/27/13	LSU	5	NR	H	W	73-60	13

#6 (8-2)

Date	Opponent	UK	Opp.	Site	W/L	Score	Point Diff.
2/27/83	Tennessee	6	8	A	W	81-69	12
3/3/83	Auburn	6	14	N	L	70-85	15
1/19/12	Georgia	6	15	A	W	69-64	5
11/10/12	Delaware St.	6	NR	H	W	90-50	40
11/13/12	Baylor	6	1	A	L	51-85	34
11/17/12	High Point	6	NR	H	W	80-46	34
1/3/13	Florida	6	NR	H	W	76-69	7
1/6/13	Alabama	6	NR	A			

RECORDS VS. RANKED OPPONENTS

3/8/13	Vanderbilt	7	NR	N	W	76-65	11
3/9/13	Georgia	7	12	N	W	60-38	22
3/10/13	Texas A&M	7	19	N	L	67-75	8
3/24/13	Navy	7	NR	N	W	61-41	20
3/26/13	Dayton	7	18	N	W	84-70	14
3/30/13	Delaware	7	15	N	W	69-62	8
4/1/13	UConn	7	1	N	L	53-83	30

#8 (3-4)

Date	Opponent	UK	Opp.	Site	W/L	Score	Point Diff.	
1/20/82	ODU	8	7	A	L	68-91	23	
2/20/83	Georgia	8	12	A	L	81-99	18	
11/26/10	Murray State	8	NR	N	W	91-59	32	
11/27/10	SMU	8	NR	A	W	79-60	19	
12/18/11	Notre Dame	8	3	A	L	83-92	9	
1/12/12	Tennessee	8	6	H	W	61-60	1	
2/24/13	LSU	8	NR	A	L	72-77	5	

#9 (10-1)

Date	Opponent	UK	Opp.	Site	W/L	Score	Point Diff.	
1/24/81	So. Carolina	9	13	H	W	70-65 (OT)	5	
11/12/10	Morehead St.	9	NR	H	W	82-48	34	
11/14/10	Miami (Ohio)	9	NR	A	W	84-71	13	
11/21/10	Notre Dame	9	12	H	W	81-76	5	
1/15/12	So. Carolina	9	24	A	W	66-58	8	
11/25/12	USC Upstate	9	NR	H	W	100-34	66	
11/28/12	Miami (Ohio)	9	NR	H	W	92-53	39	
12/2/12	Louisville	9	7	A	W	48-47	1	
2/3/13	Georgia	9	13	H	L	71-75	4	
2/14/13	So. Carolina	9	16	H	W	78-74	4	
2/18/13	Texas A&M	9	11	A	W	70-66	4	

#10 (6-4)

Date	Opponent	UK	Opp.	Site	W/L	Score	Point Diff.	
2/6/81	Tennessee	10	11	A	L	65-81	16	
3/10/81	N.C. State	10	14	H	W	75-74 (OT)	1	
1/4/11	Duke	10	3	A	L	48-54	6	
1/6/11	Arkansas	10	25	A	L	67-78	11	
1/9/11	Georgia	10	NR	H	L	59-61	2	
12/8/11	Duke	10	6	H	W	72-65	7	
2/7/13	Arkansas	10	NR	A	W	80-74 (OT)	6	
2/10/13	Vanderbilt	10	NR	A	W	75-53	22	
2/28/13	Ole Miss	10	NR	A	W	90-65	25	
3/3/13	Tennessee	10	8	H	W	78-65	13	

#11 (4-1)

Date	Opponent	UK	Opp.	Site	W/L	Score	Point Diff.	
1/31/82	Memphis St.	11	10	H	L	69-70	1	
2/6/82	Georgia	11	15	A	W	77-76	1	
12/21/10	Ark. Pine-Bluff	11	NR	H	W	107-35	72	
12/29/10	Middle Tenn.	11	NR	H	W	81-72	9	
12/30/10	UT Martin	11	NR	H	W	68-47	21	

#12 (3-3)

Date	Opponent	UK	Opp.	Site	W/L	Score	Point Diff.	
12/4/81	N.C. State	12	9	A	L	67-77	10	
1/13/85	ODU	12	1	H	L	63-64	1	
12/4/11	Louisville	12	10	H	W	74-54	10	
3/19/12	Green Bay	12	10	N	W	65-62	3	
3/25/12	Gonzaga	12	NR	N	W	79-62	17	
3/28/12	UConn	12	3	N	L	65-80	15	

#13 (4-1)

Date	Opponent	UK	Opp.	Site	W/L	Score	Point Diff.	
2/28/82	Tennessee	13	11	H	W	80-74	6	
12/29/84	ODU	13	1	N	L	59-66	7	
12/7/10	Tenn. Tech	13	NR	H	W	77-53	24	
12/11/10	Chattanooga	13	NR	A	W	79-64	15	
12/18/10	Ala. A&M	13	NR	H	W	84-58	26	

#14 (2-4)

Date	Opponent	UK	Opp.	Site	W/L	Score	Point Diff.	
1/3/82	Georgia	14	11	H	W	62-59	3	
2/13/82	So. Carolina	14	19	A	L	81-91	10	
2/18/82	Tennessee	14	13	H	L	61-65	4	
3/18/82	So. Carolina	14	12	N	W	73-69	4	
3/20/82	La. Tech	14	1	A	L	60-82	22	
12/5/10	Louisville	14	NR	A	L	52-78	26	

#15 (1-2)

Date	Opponent	UK	Opp.	Site	W/L	Score	Point Diff.	
2/7/11	Tennessee	15	4	H	L	67-73	6	
2/10/11	USC	15	NR	A	L	61-66	5	
2/13/11	LSU	15	NR	H	W	49-47	2	

#16 (4-3)

Date	Opponent	UK	Opp.	Site	W/L	Score	Point Diff.	
2/21/10	USC	16	NR	H	W	71-50	21	
2/25/10	Tennessee	16	4	A	L	65-81	16	
2/28/10	Auburn	16	NR	A	L	53-65	12	
2/3/11	Auburn	16	NR	H	W	69-38	31	
3/4/11	LSU	16	NR	N	W	60-58	2	
3/5/11	Vanderbilt	16	NR	N	W	69-56	13	
3/6/11	Tennessee	16	4	N	L	65-90	25	

#17 (5-3)

Date	Opponent	UK	Opp.	Site	W/L	Score	Point Diff.	
2/2/80	Tennessee	17	6	H	L	83-91 (OT)	8	
1/29/85	Georgia	17	5	H	W	61-57	4	
2/11/10	Georgia	17	19	H	W	64-48	16	
2/14/10	Vanderbilt	17	NR	A	L	55-68	13	
1/27/11	Ole Miss	17	NR	A	W	74-68	6	
1/30/11	Alabama	17	NR	A	W	82-69	13	
3/19/11	Hampton	17	NR	N	W	66-62	4	
3/21/11	UNC	17	14	N	L	74-86	12	

#18 (0-2)

Date	Opponent	UK	Opp.	Site	W/L	Score	Point Diff.	
12/7/76	Tennessee	18	16	H	L	57-82	25	
1/3/80	So. Carolina	18	11	A	L	61-84	23	

#19 (10-5)

Date	Opponent	UK	Opp.	Site	W/L	Score	Point Diff.	
1/22/77	Tenn. Tech	19	6	A	L	69-92	23	
12/5/77	Tenn. Tech	19	11	A	L	69-89	20	
3/5/10	Auburn	19	NR	N	W	65-54	11	
3/6/10	Miss. State	19	NR	N	W	76-65	11	
3/7/10	Tennessee	19	4	N	L	62-70	8	
3/20/10	Liberty	19	NR	N	W	83-77	6	
3/22/10	Michigan St.	19	24	N	W	70-52	18	
3/28/10	Nebraska	19	4	N	W	76-67	9	
3/30/10	Oklahoma	19	12	N	L	68-88	20	
1/13/11	USC	19	NR	H	W	66-48	18	
1/16/11	Miss. St.	19	NR	H	W	72-60	12	
1/20/11	Florida	19	NR	A	W	59-58	1	
1/23/11	Vanderbilt	19	NR	H	W	78-68	10	
2/17/11	Georgia	19	NR	A	L	51-69	18	
2/20/11	Vanderbilt	19	NR	A	W	80-71	9	

#20 (4-1)

Date	Opponent	UK	Opp.	Site	W/L	Score	Point Diff.	
12/20/83	Alabama	20	16	H	L	49-78	29	
2/4/10	Ole Miss	20	NR	H	W	80-66	14	
2/7/10	Arkansas	20	NR	A	W	71-57	14	
2/24/11	Arkansas	20	NR	H	W	55-54	1	
2/27/11	Auburn	20	NR	A	W	76-62	14	

#21 (0-2)

Date	Opponent	UK	Opp.	Site	W/L	Score	Point Diff.	
2/2/06	Georgia	21	14	A	L	57-91	34	
2/5/06	Florida	21	NR	H	L	61-68	7	

#24 (0-1)

Date	Opponent	UK	Opp.	Site	W/L	Score	Point Diff.	
12/3/06	Louisville	24	19	A	L	75-83	8	

UK All-Time vs. All Opponents

Who Are Ranked

Alabama	2-6
Arkansas	1-5
Auburn	5-14
Baylor	0-1
Cincinnati	0-1
Connecticut	1-4
Dayton	1-0
Delaware	1-0
Duke	1-2
Florida	2-7
George Washington	0-2
Georgia	11-27
Green Bay	1-0
Illinois	0-1
Immaculata	1-0
Iowa	0-1
Kansas	1-0
LSU	2-20
Louisiana Tech	0-3
Louisville	2-1
Memphis State	0-1
Michigan State	1-1
Mississippi State	0-1
Miss. U for Women	0-1
Nebraska	1-1
North Carolina	0-4
Notre Dame	1-1
N.C. State	1-2
Ohio State	3-4
Oklahoma	1-0
Old Dominion	1-5
Purdue	0-2
Rutgers	3-2
South Carolina	4-6
Tennessee	8-43
Tennessee Tech	1-2
Texas	0-1
Texas A&M	2-1
UCLA	0-2
Vanderbilt	2-20
Western Kentucky	4-5
Xavier	0-1
Total		65-200

Overtime Games vs. Ranked Opponents

Date	Opponent	UK	Opp.	Site	W/L	Score
11/18/78	Miss. U. for Women	NR	16	N	L	81-76
1/28/78	Tennessee	NR	3	H	L	92-90 (2OT)
2/2/80	Tennessee	17	6	H	L	91-83
1/11/81	Rutgers	14	3	A	L	69-67
1/24/81	So. Carolina	9	13	H	W	70-65
3/10/81	N.C. State	10	14	H	W	5-74
2/2/86	Auburn	NR	11	A	W	91-90 (2 OT)
1/11/90	LSU	NR	16	H	L	80-79
12/10/93	Western Ky.	NR	20	A	L	82-77
12/31/93	North Carolina	NR	6	N	L	80-75
2/20/94	Tennessee	NR	1	H	L	95-89
12/8/97	Western Ky.	NR	14	A	W	66-64
2/15/07	Georgia	NR	11	H	L	72-82
1/7/10	Georgia	NR	8	A	L	60-61

REGULAR-SEASON TOURNAMENTS

The Wildcats are 85-36 in regular-season tournaments with 28 tournament titles.

1975-76**Christmas Tournament**

W, Gulf Coast, 79-77
L, Delta State, 89-40
L, Anderson College, 81-71

Tennessee Tech Tournament**Cookeville, Tenn.**

L, Tennessee, 70-67
W, Austin Peay, 76-61

Louisville Classic**Louisville, Ky.**

W, Bellarmine, 72-52
L, Eastern Kentucky, 70-54

1976-77**Christmas Tournament**

L, Belhaven, 74-56
W, Indiana, 57-46
W, Pittsburgh, 74-67
W, Central Missouri, 74-67

Tennessee Tech Tournament**Cookeville, Tenn.**

W, UT-Chattanooga, 75-58
W, UT-Martin, 63-56
L, Tennessee Tech, 92-69

1977-78***MTSU Tournament****Murfreesboro, Tenn.**

W, Memphis State, 101-94
W, Miss. U. for Women, 78-75

All-Tournament Team

Debbie Mack, Geri Grigsby

Lady Kat Invitational**Lexington, Ky.**

L, Alabama, 66-62
W, Indiana, 73-34

All-LKIT

Linda Edelman, Kentucky
Debra Oden, Kentucky
(Chandler-Blanding Cup recipient)

1978-79**MTSU Tournament****Murfreesboro, Tenn.**

L, MTSU, 90-87
L, Miss. U. for Women, 81-76 OT

Lady Kat Invitational**Lexington, Ky.**

W, Florida, 80-69
L, Dayton, 72-52

1979-80***Lady Kat Invitational****Lexington, Ky.**

W, Georgia, 82-61
W, Mississippi State, 86-68

All-Tournament Team

Patty Jo Hedges, Kentucky
Mary Boatwright, Miss. State
Bernadette Locke, Georgia
Vicki McCall, Miss. State
Liz Lukschu, Kentucky

1980-81***Lady Kat Invitational****Lexington, Ky.**

W, James Madison, 72-54
W, Indiana State, 93-80

All-Tournament Team

Maria Donhoff, Kentucky
Patty Jo Hedges, Kentucky
MVP - Valerie Still, Kentucky
Judy Ellner, Indiana State
Peggy Jackson, Indiana State
Donna Firebaugh, James Madison

1981-82**Detroit Classic Tournament****Detroit, Mich.**

L, N.C. State, 77-67
W, Seton Hall, 90-62

All-Tournament Team

Patty Jo Hedges, Kentucky
Valerie Still, Kentucky

Lady Kat Invitational*Lexington, Ky.**

W, Cincinnati, 79-66
W, Southern Illinois, 74-56

All-Tournament Team

MVP-Valerie Still, Kentucky
Patty Jo Hedges, Kentucky
Lea Wise, Kentucky
Cheryl Cook, Cincinnati
D.D. Plab, Southern Illinois

1982-83***Lady Kat Invitational****Lexington, Ky.**

W, South Florida, 93-65
W, Arkansas, 77-43

All-Tournament Team

Patty Jo Hedges, Kentucky
Valerie Still, Kentucky
MVP - Lea Wise, Kentucky
Maxine Farmer, Georgia State
Bettye Fiscus, Arkansas

1983-84***Lady Kat Dial Classic****Lexington, Ky.**

W, Eastern Kentucky, 77-67
W, Valdosta State, 89-69

* - Won the tournament title

All-Tournament Team

MVP - Karen Mosley, Kentucky
Lisa Collins, Kentucky
Tina Cottle, Eastern Kentucky
Janet Huff, Wisconsin
Gina Bozeman, Valdosta State

1984-85***Lady Kat Dial Classic**

W, Morehead State, 77-66
W, West Virginia, 70-63

All-Tournament Team

MVP - Leslie Nichols, Kentucky

Diane Stephens, Kentucky
Georgeann Wells, West Virginia
Olivia Breadley, Morehead St.
Connie Appleman, Morehead St.

C.Q. Data Systems Tournament at N.C. State**Raleigh, N.C. (Reynolds Coliseum)**

W, N.C. State, 78-69
L, Old Dominion, L, 66-59

All-Tournament Team

Leslie Nichols, Kentucky
Sandy Harding, Kentucky

1985-86***Lady Kat Dial Classic****Lexington, Ky.**

W, Cleveland State, 101-63
W, MTSU, 85-77

MVP - Leslie Nichols, Kentucky

Debbie Miller, Kentucky
Jodie Whitaker, Kentucky
Kim Webb, MTSU
Janet Knight, Clemson

1986-87***Lady Kat Invitational****Lexington, Ky.**

W, Bowling Green St., 74-62
W, Illinois State, 78-70

All-Tournament Team

MVP - Bebe Croley, Kentucky
Sandy Harding, Kentucky
Ellen McGrew, Illinois State
Susan Willman, Illinois State
Jackie Motycka, Bowling Green

St. John's Christmas Tournament**Jamaica, N.Y. (Alumni Hall)**

W, Howard, 65-62
L, Duke, 68-63

1987-88***Lady Kat Invitational****Lexington, Ky.**

W, Louisville, 98-77
W, East Carolina, 93-75

All-Tournament Team

Belitta Croley, Kentucky
Pam Shrum, Kentucky
MVP - Jodie Whitaker
Sue Niessen, Central Michigan
Monique Pompili, East Carolina
Alma Bethea, East Carolina

1988-89***Lady Kat Invitational****Lexington, Ky.**

W, American University, 84-46
W, Radford, 89-83

All-Tournament Team

MVP - Jodie Whitaker, Kentucky
Kristi Cushenberry, Kentucky
Patrinda Toney, Radford
Stephanie Howard, Radford
Polly Innerarity, Florida A&M

REGULAR-SEASON TOURNAMENTS

1989-90***Lady Kat Invitational**
Lexington, Ky.

W, Kentucky State, 121-44
W, Missouri, 102-84

All-Tournament Team

MVP – Kristi Cushenberry, Kentucky
Vanessa Foster-Sutton, Kentucky
Tracye Davis, Kentucky
Lisa Sanbothe, Missouri
Amy Humphries, Evansville

Michigan State Holiday Classic*East Lansing, Mich.**
(Jack Breslin Student Events Center)

W, Michigan State, 89-72
W, Miami (Fla.), 80-71

All-Tournament Team

Kristi Cushenberry, Kentucky

1990-91***Lady Kat Invitational**
Lexington, Ky.

W, Kent State, 114-83
W, Duquesne, 101-56

All-Tournament Team

MVP – Jocelyn Mills, Kentucky
Stacy McIntyre, Kentucky
Stephanie Greer, Valparaiso
Ann Forbes, Kent State
Darcie Vincent, Duquense

Nevada-Reno New Year's Classic*Reno, Nevada (Old Gym)**

W, Northeast Louisiana, 73-66
W, Indiana, 78-71

All-Tournament Team

Stacy McIntyre, Kentucky
Kristi Cushenberry, Kentucky

1991-92**Lady Kat Invitational**
Lexington, Ky.

W, Wichita State, 79-58
L, Houston, 76-70

All-Tournament Team

Tedra Eberhart, Kentucky
MVP – Stacy McIntyre, Kentucky
Darla Simpson, Houston
LaShawn Johnson, Houston
Tami Varnado, Alcorn State

Kansas Dial Classic**Lawrence, Kan. (Allen Fieldhouse)**

W, St. John's, 83-77
L, Kansas, 62-51

St. John's Cahill Classic**Jamaica, N.Y. (Alumni Hall)**

W, Holy Cross, 87-69
L, St. John's, 73-64

All-Tournament Team

Stacy McIntyre, Kentucky

1992-93***Lady Kat Invitational**
Lexington, Ky.

W, Murray State, 89-55
W, Connecticut, 75-54

All-Tournament Team

MVP - Jocelyn Mills, Kentucky
Mia Daniel, Kentucky
Darlene Saar, George Washington
Jennifer Rizzotti, Connecticut
Jennifer Parker, Murray State

Iowa Amana Hawkeye Classic**Iowa City, Iowa (Carver-Hawkeye Arena)**

L, UNC-Charlotte, 57-54
W, West Virginia, 73-63

All-Tournament Team

Jocelyn Mills, Kentucky

Wichita State Pizza Hut Classic**Wichita, Kan. (Levitt Arena)**

L, Oklahoma State, 61-57
W, Chicago State, 95-33

All-Tournament Team

Stacey Reed, Kentucky

1993-94***Lady Kat Invitational**
Lexington, Ky.

W, Marist, 96-65
W, Georgetown, 87-82

All-Tournament Team

MVP - Tedra Eberhart, Kentucky
Stacey Reed, Kentucky
Christe Jordan, Kentucky
Nadira Ricks, Georgetown
Jean-Marie Lesko, Marist

Citrus Sports Travel Holiday Classic*Orlando, Fla. (UCF Arena)**

W, Central Florida, 87-45
W, Florida State, 58-55

All-Tournament Team

Stacey Reed, Kentucky

1994-95**Lady Kat Invitational****Lexington, Ky.**

W, UMass, 73-55
W, St. John's, 67-54

All-Tournament Team

MVP – Stacey Reed, Kentucky
Vonda Jackson, Kentucky
Tawana Jackson, St. John's
Traci Parsons, Eastern Michigan
Melissa Gurile, UMass

1995-96***UK Invitational Tournament****Lexington, Ky.**

W, UNC-Asheville, 98-76
W, Toledo, 88-76

All-Tournament Team

Tiffany Wait, Kentucky

Northwestern Inv. Tournament**Evanston, Ill. (Welsh-Ryan Arena)**

W, Loyola (Md.), 67-54
L, Northwestern, 78-42

All-Tournament Team

Shaunda Roberts, Kentucky

Big Four ACC Classic**Greensboro, N.C.**

L, Duke, 73-54
L, N.C. State, 66-62

All-Tournament Team

Kim Denkins, Kentucky

1996-97**Western Michigan Tournament****Kalamazoo, Mich. (University Arena)**

L, Michigan, 68-54
W, Western Michigan, 61-44

Villanova Wildcat Classic*Villanova, Penn. (duPont Pavilion)**

W, Alaska-Anchorage, 76-41
W, Villanova, 63-54

All-Tournament Team

MVP – Nikki Hay, Kentucky

1997-98**Nebraska CableVision Classic****Lincoln, Neb. (Bob Devaney Sports Center)**

W, Illinois-Chicago, 60-46
L, Nebraska, 68-59

All-Tournament Team

Laura Meadows, Kentucky
Tiffany Wait, Kentucky

Citizen's Bank Dartmouth Classic*Hanover, N.H. (Leede Arena)**

W, UMass, 57-51
W, Northeastern, 76-39

All-Tournament Team

MVP – Jaye Barnes, Kentucky
Laura Meadows, Kentucky

1998-99**Rainbow Wahine Classic****Honolulu, Hawaii (Stan Sheriff Center)**

W, Louisville, 73-62
W, Hawaii, 66-57
L, UCLA, 64-54

All-Tournament Team

Jaye Barnes, Kentucky

Wichita State Shocker Shootout*Wichita, Kan. (Levitt Arena)**

W, Eastern Illinois, 90-71
W, Wichita State, 58-51

All-Tournament Team

MVP – Jaye Barnes, Kentucky
Tiffany Wait, Kentucky

1999-00**Coaches vs. Cancer Challenge****Hartford, Conn. (Hartford Civic Center)**

L, Connecticut, 68-62
L, Clemson, 70-65

All-Tournament Team

Erica Jackson, Kentucky

REGULAR-SEASON TOURNAMENTS

2000-01

Pepperdine Classic
Malibu, Calif. (Firestone Fieldhouse)
 L, Missouri, 86-51
 L, Houston, 78-77

Baptist Health Systems
Women's Fab Four Classic
Miami, Fla. (Golden Panther Arena)
 W, Florida International, 60-58

2001-02

Lady Tiger Classic
Memphis, Tenn. (Elma Roane Field House)
 W, Sam Houston State, 100-55
 L, Memphis, 63-55

All-Tournament Team
 Rita Adams, Kentucky
 SeSe Helm, Kentucky
 Charity Clay, UMKC
 Princess Swilley, Memphis
 MVP – Shannon Hamp, Memphis

***Dartmouth Blue Sky**
Restaurant Group Classic
Hanover, N.H. (Edward Leede Arena)
 W, Southern Mississippi, 59-44
 W, Lafayette, 83-60

All-Tournament Team
 MVP – SeSe Helm, Kentucky
 LaTonya McDole, Kentucky
 Katherine Hanks, Dartmouth
 Jennifer Bayer, Lafayette
 Lana Lewis, Southern Mississippi
 LaTasha Summerall, Southern Mississippi

2002-03

Seattle Times Husky Classic
Seattle, Wash. (Bank of America Arena)
 W, Pacific, 77-61
 L, Washington, 88-56

All-Tournament Team
 MVP - Giuliana Mendiola, Washington
 Sara Potts, Kentucky
 Loree Payne, Washington
 Andrea Lalum, Washington
 Nancy Dinges, Pacific
 Caitlin Crist, Saint Bonaventure

Hawaii Invitational
Honolulu, Hawaii (Stan Sheriff Center)
 L, Hawaii, 70-59
 W, Long Island, 72-64

All-Tournament Team
 Co-MVP - Christen Roper, Hawaii - (Co-MVP)
 Co-MVP - Natasja Allen, Hawaii
 Jenny Pfeiffer, Kentucky
 Tamika Dudley, Long Island
 Constance Jinks, UNLV
 Jade Abele, Hawaii

2003-04

Odwalla Classic
San Francisco, Calif. (War Memorial Gym)
 W, Duquesne, 90-83
 L, San Francisco, 67-59

All-Tournament Team
 MVP - SeSe Helm, Kentucky

Keiko Tate, Kentucky
 Carey Souer, San Francisco
 Toni Russell, San Francisco
 Ashley Hallstead, Davidson

2004-05

Paradise Jam (St. John Bracket - Round Robin)
St. Thomas, US Virgin Islands
(UVI Sports and Fitness Center)
 W, Duquesne, 73-70
 L, South Dakota State, 55-57
 L, #17/18 Rutgers, 60-75

All-Tournament Team
 MVP - Michelle Campbell, Rutgers
 Sara Potts, Kentucky
 Chelsea Newton, Rutgers
 Matee Ajavon, Rutgers
 Shannon Howell, Oregon State
 Shannon Schlagel, South Dakota State

Pepperdine Thanksgiving Classic
Malibu, Calif. (Firestone Fieldhouse)
 W, Indiana State 68-58
 W, Hofstra 67-54

All-Tournament Team
 MVP - Sarah Elliott, Kentucky
 Samantha Mahoney, Kentucky
 Jasmane Clarendon, Pepperdine
 Melanie Boeglin, Indiana State
 Cigi McCollin, Hofstra
 Lizanne Murphy, Hofstra

2005-06

Pepperdine Thanksgiving Classic
Malibu, Calif. (Firestone Fieldhouse)
 W, Indiana State 68-58
 W, Hofstra 67-54

All-Tournament Team
 MVP - Sarah Elliott, Kentucky
 Samantha Mahoney, Kentucky
 Jasmane Clarendon, Pepperdine
 Melanie Boeglin, Indiana State
 Cigi McCollin, Hofstra
 Lizanne Murphy, Hofstra

2006-07

Women's Sports Foundation Tournament
Lexington, Ky. (Memorial Coliseum)
 W, Washington State 80-51
 L, Indiana 51-54

All-Tournament Team
 MVP - Jamie Braun, Indiana
 Sarah Elliott, Kentucky
 Samantha Mahoney, Kentucky
 Kim Roberson, Indiana
 Alex Tchanguou, Wake Forest

Odwalla Classic
San Francisco, Calif. (War Memorial Gym)
 L, Delaware 70-86
 W, Southern Illinois 78-59

All-Tournament Team
 MVP - Tyresa Smith, Delaware
 Sarah Elliott, Kentucky
 Dominique Carter, San Francisco
 Chrissy Fisher, Delaware
 Carlai Moore, Southern Illinois

Wells Fargo New Year's Classic
San Antonio, Texas (USTA Convocation Center)
 W, Kent State 82-47
 W, Memphis 86-51

All-Tournament Team
 Sarah Elliott, Kentucky
 Vivian Ewalefo, UTSA
 Lynsey Freeman, UTSA
 Jamilah Humes, Kent State
 Aroha Jennings, Memphis

2007-08

Rainbow Wahine Classic
Honolulu, Hawaii (Stan Sheriff Center)
 L, Minnesota 80-92
 L, #21/22 Texas 60-72
 W, Lipscomb 76-55

All-Tournament Team
 MVP – Danielle Hood, Hartford
 Brittainey Raven, Texas
 Emily Fox, Minnesota
 Ashley Ellis-Milan, Minnesota
 Lyndra Littles, Virginia
 Monica Wright, Virginia
 Diana Delva, Hartford
 Marylynn Schaefer, Hartford

2008-09

Courtyard LaGuardia Turkey Classic
Brooklyn, N.Y. (Wellness, Recreating and Athletic Center)
 W, Yale, 87-82
 W, Long Island, 46-43

All-Tournament Team
 MVP - Carly Ormerod, Kentucky
 Amber Smith, Kentucky
 Connie James, Long Island
 Ashley Palmer, Long Island
 Melissa Colborne, Yale

2010-11

Lady Eagle Thanksgiving Classic sponsored by LaQuinta Inn
Hattiesburg, Miss. (Reed Green Coliseum)
 W, Murray State, 91-59
 W, Southern Miss, 79-60

All-Tournament Team
 MVP - A'dia Mathies, Kentucky
 Kastine Evans, Kentucky
 Jamierra Faulkner, Southern Miss
 Rachel Vigers, Southern Miss
 Mercedes Johnson, Louisiana-Lafayette
 Kayla Lowe, Murray State

CATS IN THE SOUTHEASTERN CONFERENCE

KENTUCKY AND THE SEC

Women's basketball first came under the auspices of the Southeastern Conference for the 1982-83 season. Games played between SEC teams before that time are not counted in the all-time SEC standings, since there was no uniform number of conference games played each season prior to that time. From 1980-85, the SEC champion was the winner of the SEC Tournament. Since 1986, the SEC champion has been determined by a round robin schedule. The tournament continues to be held to decide the recipient of the league's automatic NCAA tournament bid.

Seven Kentucky players have been named to the SEC All-Tournament team:

- Valerie Still (1980, 1981, 1982*)
- Patty Jo Hedges (1982)
- Jodie Whitaker (1988)
- Stacy McIntyre (1992)
- Victoria Dunlap (2010, 2011)
- A'dia Mathies (2010, 2012, 2013)
- Keyla Snowden (2012)

*Tournament MVP

A'dia Mathies (below) was UK's first three-time SEC All-Tournament team selection since Valerie Still from 1980-82.



ANNUAL SOUTHEASTERN CONFERENCE CHAMPIONS

Year	Overall Champion	SEC	Overall	Coach	UK Seed/Finish	Tournament Champion (Site)
1980	Tennessee		33-5	Pat Head	Semifinals	Tennessee (Knoxville, Tenn.)
1981	Auburn		26-7	Joe Ciampi	Semifinals	Auburn (Baton Rouge, La.)
1982	Kentucky		24-8	Terry Hall	Finals	Kentucky (Lexington, Ky.)
1983	Georgia	4-4	27-7	Andy Landers	E2/Quarterfinals	Georgia (Knoxville, Tenn.)
1984	Georgia	7-1	30-3	Andy Landers	E3/Quarterfinals	Georgia (Athens, Ga.)
1985	Tennessee	4-4	22-10	Pat Summitt	E4/1st Round	Tennessee (Oxford, Miss.)
1986	Georgia	9-0	30-2	Andy Landers	6/Quarterfinals	Georgia (Athens, Ga.)
1987	Auburn	8-1	31-2	Joe Ciampi	7/Quarterfinals	Auburn (Albany, Ga.)
1988	Auburn	9-0	32-3	Joe Ciampi	10/Quarterfinals	Tennessee (Albany, Ga.)
1989	Auburn	9-0	32-2	Joe Ciampi	8/1st Round	Tennessee (Albany, Ga.)
1990	Tennessee	8-1	27-6	Pat Summitt	8/1st Round	Auburn (Albany, Ga.)
1991	Georgia	9-0	28-4	Andy Landers	5/Quarterfinals	LSU (Albany, Ga.)
1992	Ole Miss	11-0	29-3	Van Chancellor	6/Semifinals	Tennessee (Albany, Ga.)
1993	Tennessee	11-0	29-3	Pat Summitt	6/Quarterfinals	Vanderbilt (Chattanooga, Tenn.)
1994	Tennessee	11-0	31-2	Pat Summitt	7/Quarterfinals	Tennessee (Chattanooga, Tenn.)
1995	Tennessee	11-0	34-3	Pat Summitt	9/Quarterfinals	Vanderbilt (Chattanooga, Tenn.)
1996	Georgia	10-1	28-5	Andy Landers	12/1st Round	Tennessee (Chattanooga, Tenn.)
1997	Georgia	11-1	25-6	Andy Landers	10/1st Round	Auburn (Chattanooga, Tenn.)
1998	Tennessee	14-0	39-0	Pat Summitt	8/1st Round	Tennessee (Columbus, Ga.)
1999	Tennessee	13-1	31-3	Pat Summitt	7/Semifinals	Tennessee (Chattanooga, Tenn.)
2000	Georgia	13-1	32-4	Andy Landers	9/Quarterfinals	Tennessee (Chattanooga, Tenn.)
	Tennessee	13-1	33-4	Pat Summitt		
2001	Tennessee	14-0	31-3	Pat Summitt	12/1st Round	Georgia (Memphis, Tenn.)
2002	Tennessee	13-1	29-5	Pat Summitt	12/Quarterfinals	Vanderbilt (Nashville, Tenn.)
2003	Tennessee	14-0	33-5	Pat Summitt	9/1st Round	LSU (North Little Rock, Ark.)
2004	Tennessee	14-0	30-3	Pat Summitt	11/1st Round	Vanderbilt (Nashville, Tenn.)
2005	LSU	14-0	33-3	Pokey Chatman	10/1st Round	Tennessee (Greenville, S.C.)
2006	LSU	13-1	31-4	Pokey Chatman	4/Semifinals	Tennessee (North Little Rock, Ark.)
2007	Tennessee	14-0	34-3	Pat Summitt	7/Quarterfinals	Vanderbilt (Duluth, Ga.)
2008	LSU	14-0	31-6	Van Chancellor	4/Semifinals	Tennessee (Nashville, Tenn.)
2009	Auburn	12-2	30-4	Nell Fortner	10/1st Round	Vanderbilt (North Little Rock, Ark.)
2010	Tennessee	15-1	32-3	Pat Summitt	2/Finals	Tennessee (Duluth, Ga.)
2011	Tennessee	16-0	34-3	Pat Summitt	2/Finals	Tennessee (Nashville, Tenn.)
2012	Kentucky	13-3	28-7	Matthew Mitchell	1/Semifinals	Tennessee (Nashville, Tenn.)
2013	Tennessee	13-3	30-6	Pat Summitt	2/Finals	Texas A&M (Duluth, Ga.)

Note: From 1980-85, the SEC champion was the winner of the SEC Tournament. Since 1986, the SEC champion has been determined by a round robin schedule. The tournament continues to be held to decide the recipient of the league's automatic NCAA tournament bid.

The 2014 SEC Women's Tournament will be held at the Arena at Gwinnett Center in Duluth, Ga., on March 5-9. Seeds 11 through 14 will compete in the opening games of the bracket on Wednesday, with the rest of the event continuing on Thursday.

Future SEC Tournament Dates & Sites

- 2014 March 6-10 • Duluth, Ga.
- 2015 March 4-8 • TBA
- 2016 March 2-6 • TBA



UK IN THE SEC TOURNAMENT

KENTUCKY IN THE SEC TOURNAMENT (1980-2013)

SEC TOURNAMENT RECORD: 27-35 (.435)

First Round Games: 11-11 (.500)

Quarterfinal Games: 11-12 (.478)

SEMIFINAL GAMES: 4-7 (.363)

Consolation Game: 0-1 (.000)

Championship Games: 1-3 (.250)

1982 - W, Tennessee, 80-74 (H)

2010 - L, Tennessee, 70-62 (N)

2011 - L, Tennessee, 90-65 (N)

2013 - L, Texas A&M, 75-67 (N)

SEC Championship Titles: 1 - 1982

(UK 80, UT 74)

	UK vs. SEC	MM Era
vs. Alabama:	4-0	
vs. Arkansas:	2-1	
vs. Auburn:	2-5	1-0
vs. Florida:	4-2	1-0
vs. Georgia:	2-6*	2-1
vs. LSU:	3-8	1-2
vs. Ole Miss:	1-1	
vs. Mississippi St.:	4-2	1-0
vs. South Carolina:	1-0	
vs. Tennessee:	1-5	0-2
vs. Texas A&M:	0-1	0-1
vs. Vanderbilt:	3-4	2-0

*Includes 1981 consolation game vs. Georgia

SEC TOURNAMENT RECORDS

Team Records

Most Points In a Game

UK: 106 vs. Mississippi State 1/30/1981
Opp: 100 (Tennessee) 3/5/1988

Fewest Points In a Game

UK: 40 vs. Georgia 3/2/2007
Opp: 38 (Georgia) 3/9/2013

Most Rebounds

UK: 57 vs. Arkansas 3/6/1992
Opp: 61 (Florida) 3/2/1990

Fewest Rebounds

UK: 25 vs. LSU 3/4/2006 and
vs. Alabama 2/26/1982
Opp: 26 (Mississippi State) 2/28/2002

Highest Field Goal Percentage

UK: 66.7% vs. Mississippi State 1/30/1981
Opp: 58.0% (LSU) 3/1/2001

Lowest Field Goal Percentage

UK: 20.0% vs. Georgia 3/2/2007
Opp: 22.2% (Georgia) 3/9/2013

Highest Free Throw Percentage

UK: 90.5% vs. Vanderbilt 3/5/1994
Opp: 93.3% (Auburn) 3/3/2005

Lowest Free Throw Percentage

UK: 30.4% (7-of-23) vs. Florida 3/2/1990
Opp: 40.0% (Mississippi St.) 2/23/1985, (LSU) 3/4/11

Highest 3-Point Field Goal Percentage

UK: 62.5% vs. Vanderbilt 3/4/1988
Opp: 77.8% (UGA) 3/5/2009

Lowest 3-Point Field Goal Percentage

UK: 0.0% vs. LSU 3/1/2001
Opp: 0.0% (Tennessee) 3/4/1995

Field Goals Made

UK: 37 vs. Alabama 2/26/1982
Opp: 37 (Tennessee) 3/5/1988

Field Goals Attempted

UK: 85 vs. Alabama 3/7/1992
Opp: 82 (Tennessee) 3/5/1988

3-Point Field Goals Made

UK: 10 vs. Auburn 3/3/1995
Opp: 16 (Tennessee) 3/6/11

3-Point Field Goals Attempted

UK: 24 vs. Texas A&M 3/10/2013
Opp: 33 (South Carolina) 3/4/1994

Free Throws Made

UK: 30 vs. LSU 2/26/1999
Opp: 34 (LSU) 3/3/2012

Free Throws Attempted

UK: 40 vs. LSU 2/26/1999
Opp: 43 (LSU) 3/3/2012

Assists

UK: 29 vs. LSU 2/27/1982
Opp: 29 (Tennessee) 3/28/1982

Steals

UK: 14 vs. Vanderbilt 3/8/2013; LSU 2/26/1999;
Auburn 1/31/1981
Opp: 13 (Alabama) 3/7/1992

Blocked Shots

UK: 8 vs. Texas A&M 3/10/13; LSU 2/26/1999
Opp: 10 (Tennessee) 3/6/11

Turnovers- High

UK: 25 vs. Mississippi State 2/23/1985
Opp: 28 (Mississippi State) 3/6/2010

Turnovers- Low

UK: 8 vs. Vanderbilt 3/4/1988
Opp: 7 (Tennessee) 3/5/1988

Margin of Victory

24 vs. Auburn 3/4/1995 and MSU 1/30/1981

Margin of Defeat

34 (Tennessee) 3/5/1988

Individual Records

By Kentucky

Points
34 Valerie Still vs. LSU 2/27/1982

Rebounds

19 Jennifer Humphrey vs. Arkansas 3/1/2007

Field Goals Made

13 Valerie Still vs. Tennessee 2/28/1982
13 Valerie Still vs. Mississippi State 1/30/1981

Field Goals Attempted

26 Jodie Whitaker vs. Tennessee 3/5/1988

Free Throws Made

11 Stacey Reed vs. South Carolina 3/4/1994
11 Adia Mathies vs. Mississippi St. 3/6/2010

Free Throws Attempted

14 Stacey Reed vs. South Carolina 3/4/1994

3-Point Goals Made

5 Sara Potts vs. Auburn 3/6/2003
5 Keyla Snowden vs. LSU 3/3/2012

3-Point Goals Attempted

13 Shaunda Roberts vs. Auburn 3/1/1996
13 Keyla Snowden vs. LSU 3/3/2012
13 Jennifer O'Neill vs. Texas A&M 3/10/2013

Assists

15 Patty Jo Hedges vs. LSU 2/27/1982

Steals

6 Leslie Nichols vs. LSU 3/1/1986
6 Valerie Still vs. Auburn 1/31/1981

Blocked Shots

5 Victoria Dunlap vs. Mississippi St. 3/6/2010

Turnovers

8 Sandy Harding vs. Georgia 3/8/1987
8 Laurie Hudgens vs. Mississippi State 2/23/1985

Individual Records

By Opponents

Points

29 Seimone Augustus (LSU) 3/4/2006

Rebounds

17 Lori Monroe (Auburn) 3/3/1983
17 Tiffany Clarke (Vanderbilt) 3/5/2011

Field Goals Made

13 Sonya Meadows (Mississippi State) 1/30/1981
13 Seimone Augustus (LSU) 3/4/2006

Field Goals Attempted

26 Daisy Casher (MSU) 2/23/1985

Free Throws Made

13 Shannon Johnson (South Carolina) 3/4/1994

Free Throws Attempted

17 Shannon Johnson (South Carolina) 3/4/1994

3-Point Goals Made

7 Angie Bjorklund (Tennessee) 3/6/2011
7 Jasmine Lister (Vanderbilt) 3/8/2013

3-Point Goals Attempted

12 Christi Timmons (USC) 3/4/1994

Assists

12 Lea Henry (UT) 2/28/1982

Steals

6 Arnelie Lumanu (MSU) 3/6/2010

Blocked Shots

6 Carla Thomas (Vanderbilt) 3/4/2004

Turnovers

10 Bonita Branch (LSU) 3/1/1986
10 Arnelie Lumanu (MSU) 3/6/2010

KENTUCKY'S SEC TOURNAMENT HISTORY

10 Team Format UK Seed

1980	Knoxville	Alabama (QF)	77-69	W
		Ole Miss (SF)	62-79	L
1981	Baton Rouge	Miss. State (QF)	106-82	W
		Auburn (SF)	66-70	L
		Georgia (Con.)	62-72	L
1982	Lexington	Florida (1st)	89-87	W
		Alabama (QF)	82-76	W
		LSU (SF)	85-71	W
		Tennessee (F)	80-74	W
1983	Knoxville	E2 Auburn (QF)	70-85	L
1984	Athens	E3 LSU (QF)	81-91	L
1985	Lexington	E4 Miss. State (1st)	55-58	L
1986	Athens	6 LSU (QF)	66-67	L
1987	Albany	7 Florida (1st)	75-53	W
		Georgia (QF)	64-67	L
1988	Albany	10 Vanderbilt (1st)	75-67	W
		Tennessee (QF)	66-100	L
1989	Albany	8 Florida (1st)	64-67	L
1990	Albany	8 Florida (1st)	54-70	L
1991	Albany	5 LSU (QF)	79-96	L

12 Team Format UK Seed

1992	Albany	6 Arkansas (1st)	79-63	W
		Alabama (QF)	95-87	W
		Tennessee (SF)	84-90	L
1993	Chattanooga	6 Miss. State (1st)	84-73	W
		Vanderbilt (QF)	61-68	L
1994	Chattanooga	7 South Carolina (1st)	83-80	W
		Vanderbilt (QF)	67-72	L
1995	Chattanooga	9 Auburn (1st)	75-51	W
		Tennessee (QF)	62-74	L

1996	Chattanooga	12 Auburn (1st)	43-58	L
1997	Chattanooga	10 Arkansas (1st)	60-71	L
1998	Columbus	8 Miss. State (1st)	48-67	L
1999	Chattanooga	7 Ole Miss (1st)	75-59	W
		LSU (QF)	81-71	W
		Georgia (SF)	62-68	L
2000	Chattanooga	9 Alabama (1st)	67-63	W
		Georgia (QF)	45-63	L
2001	Memphis	12 LSU (1st)	57-72	L
2002	Nashville	12 Miss. State (1st)	75-72	W
		LSU (QF)	62-74	L
2003	N. Little Rock	9 Auburn (1st)	62-68	L
2004	Nashville	11 Vanderbilt (1st)	41-60	L
2005	Greenville	10 Auburn (1st)	57-62	L
2006	N. Little Rock	4 Florida (QF)	88-70	W
		LSU(SF)	52-79	L
2007	Duluth, Ga.	7 Arkansas (1st)	72-57	W
		Georgia (QF)	40-72	L
2008	Nashville	4 Georgia (QF)	57-50	W
		LSU (SF)	49-66	L
2009	N. Little Rock	10 Georgia (1st)	64-82	L
2010	Duluth, Ga.	2 Auburn (QF)	65-54	W
		Mississippi State (SF)	76-65	W
		Tennessee (F)	62-70	L
2011	Nashville, Tenn.	2 LSU (QF)	60-58	W
		Vanderbilt (SF)	69-56	W
		Tennessee (F)	65-90	L
2012	Nashville, Tenn.	1 Florida (QF)	71-67	W
		LSU (SF)	61-72	L
2013	Duluth, Ga.	2 Vanderbilt (QF)	76-65	W
		Georgia (SF)	60-38	W
		Texas A&M (F)	67-75	L

UK IN THE NCAA TOURNAMENT

Kentucky in the NCAA Tournament

Appearances: 10, including four consecutive
 Overall Record: 14-10, 10-3 under Matthew Mitchell
 First Round Games: 7-3, 4-0 under Mitchell
 Second Round Games: 3-3, 3-1 under Mitchell
 Regional Semifinals: 4-0, 3-0 under Mitchell
 Regional Finals: 0-4, 0-3 under Mitchell

vs. Chattanooga: 1-0
 vs. Connecticut: 0-2
 vs. James Madison: 0-1
 vs. Dayton: 1-0
 vs. Delaware: 1-0
 vs. Drake: 0-1
 vs. Gonzaga: 1-0
 vs. Green Bay: 1-0
 vs. Hampton: 1-0
 vs. Indiana: 0-1
 vs. Illinois: 1-0
 vs. Liberty: 1-0
 vs. McNeese State: 1-0
 vs. Michigan State: 1-1
 vs. South Carolina: 1-0
 vs. Louisiana Tech: 0-1
 vs. Navy: 1-0
 vs. Nebraska: 2-0
 vs. North Carolina: 0-1
 vs. Oklahoma: 0-1
 vs. UCLA: 0-1

Team Records

Most Points In a Game

UK: 98 vs. Nebraska 3/13/1999
 Opp: 92 (Nebraska) 3/13/1999

Fewest Points In a Game

UK: 60 vs. Louisiana Tech 3/20/1982
 Opp: 41 (Navy) 3/24/2013

Most Rebounds

UK: 58 vs. McNeese State 3/17/2012
 Opp: 55 (North Carolina) 3/21/2011

Fewest Rebounds

UK: 25 vs. Louisiana Tech 3/20/1982
 Opp: 25 (Nebraska) 3/28/2010

Highest Field Goal Percentage

UK: 59.1% (39-of-66) vs. Illinois 3/14/1982
 Opp: 64.6% (31-of-48) (Indiana) 3/18/1983

Lowest Field Goal Percentage

UK: 31.1% vs. Connecticut 3/27/2012
 Opp: 30.0% (21-of-70) (McNeese State) 3/17/2012

Highest Free Throw Percentage

UK: 100% (4-of-4) vs. Michigan State 3/20/2006
 Opp: 95.0% (19-of-20) (Delaware) 3/30/2013

Lowest Free Throw Percentage

UK: 0.0% (0-1) vs. Drake 3/12/1986
 Opp: 28.6% (6-21) (Louisiana Tech) 3/20/1982

Highest 3-Point Field Goal Percentage

UK: 63.6% (7-of-11) vs. Liberty 3/20/2010
 Opp: 45.5% (5-of-11) (Nebraska) 3/13/1999

Lowest 3-Point Field Goal Percentage

UK: 11.1% (1-of-9) vs. Chattanooga 3/18/2006
 Opp: 16.7% (2-of-12) (Michigan State) 3/22/2010,
 Gonzaga (1-of-6) 3/25/2012 and Delaware (1-of-6) 3/13/2013

Field Goals Made

UK: 39 vs. Illinois 3/14/1982
 Opp: 38 (Louisiana Tech) 3/20/1982

NCAA TOURNAMENT RECORDS

Field Goals Attempted

UK: 81 vs. North Carolina 3/21/2011
 Opp: 80 (Illinois) 3/14/1982

3-Point Field Goals Made

UK: 12 vs. Gonzaga 3/25/2012
 Opp: 6 (Chattanooga) 3/18/2006 and (Hampton) 3/19/2011

3-Point Field Goals Attempted

UK: 24, twice, vs. Delaware 3/30/2013 and Dayton 3/26/2013
 Opp: 27 (Chattanooga) 3/18/2006

Free Throws Made

UK: 31 vs. Nebraska 3/13/1999
 Opp: 32 (UCLA) 3/15/1999

Free Throws Attempted

UK: 40 vs. Nebraska 3/13/1999
 Opp: 35 (Nebraska) 3/13/1999, UCLA 3/15/1999 and UConn 3/27/2012

Assists

UK: 27 vs. Drake 3/12/1986
 Opp: 24 (Louisiana Tech) 3/20/1982

Steals

UK: 16, twice, vs. Navy 3/25/2013 and Liberty 3/20/2010
 Opp: 21 (Green Bay) 3/19/2012

Blocked Shots

UK: 8 vs. McNeese State 3/17/2012
 Opp: 10 (Connecticut) 4/1/2013

Turnovers- High

UK: 34 vs. Green Bay 3/19/2012
 Opp: 26 (South Carolina) 3/18/1982

Turnovers- Low

UK: 8 (North Carolina) 3/21/2011
 Opp: 10 (Gonzaga) 3/25/2012

Largest Margin of Victory

20 vs. Navy 3/25/2013

Largest Margin of Defeat

24 (UCLA) 3/15/1999

Individual Records by Kentucky

Points (30 or more)

34 A'dia Mathies vs. Dayton 3/26/2013
 32 A'dia Mathies vs. Liberty 3/20/2010
 31 Victoria Dunlap vs. Oklahoma 3/30/2010
 30 Lea Wise vs. Illinois 3/14/1982

Rebounds

13 Valerie Still vs. Illinois 3/14/1982
 13 Valerie Still vs. South Carolina 3/18/1982
 13 Valerie Still vs. Indiana 3/18/1983
 13 Victoria Dunlap vs. Oklahoma 3/30/2010
 13 Samarie Walker vs. McNeese State 3/17/2012
 13 Samarie Walker vs. Green Bay 3/19/2012

Field Goals Made (10 or more made)

15 Lea Wise vs. Illinois 3/14/1982
 13 A'dia Mathies vs. Dayton 3/26/2013
 12 Sandy Harding vs. Drake 3/12/1986

Field Goals Attempted

23 Valerie Still vs. South Carolina 3/18/1982

Free Throws Made

12 A'dia Mathies vs. Liberty 3/20/2010

Free Throws Attempted

17 A'dia Mathies vs. Liberty 3/20/2010

3-Point Goals Made

6 A'dia Mathies vs. Dayton 3/26/2013

3-Point Goals Attempted

10 Keyla Snowden vs. North Carolina 3/21/2011

Assists

13 Patty Jo Hedges vs. Illinois 3/14/1982

Steals

5 Victoria Dunlap vs. Liberty 3/20/2010

Blocked Shots

4 Samantha Drake vs. McNeese State 3/17/2012

Turnovers

10 Lea Wise vs. Louisiana Tech 3/20/1982

Individual Records By Opponents

Points

35 Wanda Ford (Drake) 3/12/1986

Rebounds

19 Sheila Foster (South Carolina) 3/18/1982

Field Goals Made

15 Wanda Ford (Drake) 3/12/1986

Field Goals Attempted

23 Elena Delle Donne (Delaware) 3/30/2013

Free Throws Made

15 Maylana Martin (UCLA) 3/15/1999

Free Throws Attempted

15 Maylana Martin (UCLA) 3/15/1999

3-Point Goals Made

4 Choicetta McMillian (Hampton) 3/19/2011

3-Point Goals Attempted

9 Choicetta McMillian (Hampton) 3/19/2011

Assists

7 Angela Turner (Louisiana Tech) 3/20/1982
 7 Linda Cunningham (Indiana) 3/18/1983
 7 Erica Gomez (UCLA) 3/15/1999

Steals

10 Jule Wojta (Green Bay) 3/19/2012

Blocked Shots

5 Jessica Breland (North Carolina) 3/21/2011

Turnovers

8 Samantha MacKay (Dayton) 3/26/2013
 8 Megan Lukan (Green Bay) 3/19/2012
 8 Amber Mays (Liberty) 3/20/2010

NCAA TOURNAMENT GAME-BY-GAME STATISTICS

Date	Opponent	Attend	FG	FGA	Pct	3FG	FGA	Pct	FT	FTA	Pct	Off	Def	Tot	Avg	PF	A	TO	Blk	Stl	Pts	
2013																						
3/24/13	Kentucky	1st Rd	2,717	23	60	.383	3	11	.273	12	15	.800	15	28	43	43.0	11	10	19	4	16	61
	Navy			15	47	.319	6	22	.273	5	13	.385	7	23	30	30.0	14	9	25	2	7	41
3/26/13	Kentucky	2nd Rd	1,144	32	68	.471	8	24	.333	12	16	.750	13	21	34	38.5	23	12	16	2	12	84
	#18/15 Dayton			21	47	.447	4	13	.308	24	30	.800	8	24	32	31.0	15	12	23	2	9	70
3/30/13	Kentucky	Sweet 16	6,031	25	62	.403	7	24	.292	12	19	.632	18	17	35	37.3	18	9	11	2	10	69
	#15/16 Delaware			21	53	.396	1	6	.167	19	20	.950	16	24	40	34.0	21	7	19	1	4	62
4/1/13	Kentucky	Elite Eight	8,594	19	62	.306	4	16	.250	11	15	.733	11	22	33	36.2	20	9	21	5	9	53
	#3/3 Connecticut			29	56	.518	4	11	.364	21	23	.913	7	34	41	35.8	18	12	18	10	11	83
2012																						
3/17/12	Kentucky	1st Rd	4,695	25	63	.397	2	17	.118	16	28	.571	22	36	58	58.0	25	15	20	8	6	68
	McNeese State			21	70	.300	2	9	.222	18	25	.720	18	22	40	40.0	21	9	13	2	12	62
3/19/12	Kentucky	2nd Rd	3,254	25	49	.510	4	10	.400	11	16	.688	11	28	39	48.5	16	15	34	4	11	65
	#10/10 Green Bay			21	60	.350	5	17	.294	15	17	.882	12	18	30	35.0	19	14	24	1	21	62
3/25/12	Kentucky	Sweet 16	6,031	27	61	.443	12	21	.571	13	22	.591	17	27	44	47.0	14	18	14	2	9	79
	RV/#24 Gonzaga			27	67	.403	1	6	.167	7	9	.778	14	20	34	34.7	19	12	10	1	8	62
3/27/12	Kentucky	Elite Eight	5,184	19	61	.311	6	21	.286	21	22	.955	14	12	26	41.8	23	8	10	1	8	65
	#3/3 Connecticut			23	45	.511	4	15	.267	30	35	.857	12	28	40	36.0	19	21	18	3	7	80
2011																						
3/19/11	Kentucky	1st Rd	3,934	22	64	.344	8	19	.421	14	19	.737	15	25	40	40.0	17	14	13	6	8	66
	Hampton (OT)			23	63	.365	6	15	.400	10	13	.769	17	28	45	45.0	16	11	17	6	4	62
3/21/11	Kentucky	2nd Rd	4,014	28	81	.346	5	23	.217	13	17	.765	15	16	31	35.5	23	10	8	3	8	74
	# 14 North Carolina			28	58	.483	3	7	.429	27	30	.900	15	40	55	50.0	21	19	22	8	6	86
2010																						
3/20/10	Kentucky	1st Rd	3,560	25	49	.510	7	11	.636	26	36	.722	9	17	26	26.0	17	15	15	2	16	83
	Liberty			32	64	.500	2	9	.222	11	16	.688	17	21	38	38.0	25	8	22	1	8	77
3/22/10	Kentucky	2nd Rd	3,361	25	59	.424	3	13	.231	17	28	.607	11	29	40	33.0	13	13	11	4	14	70
	#24/25 Michigan St.			19	55	.345	2	12	.167	12	15	.800	8	29	37	37.5	21	9	18	5	8	52
3/28/10	Kentucky	Sweet 16	5,907	31	62	.500	8	16	.500	6	12	.500	13	23	36	34.0	21	15	16	3	10	76
	#4 Nebraska			24	51	.471	5	12	.417	14	20	.700	7	18	25	33.3	15	10	16	2	5	67
3/30/10	Kentucky	Elite Eight	4,021	23	70	.329	2	17	.118	20	22	.909	20	14	34	34.0	17	6	14	0	12	68
	#12 Oklahoma			32	52	.615	5	15	.333	19	21	.905	8	28	36	34.0	18	15	21	2	8	88
2006																						
3/18/06	Kentucky	1st Rd	3,396	23	50	.460	1	9	.111	22	31	.710	13	27	40	40.0	14	13	20	5	11	69
	Chattanooga			24	63	.381	6	27	.222	5	8	.625	14	17	31	31.0	19	13	19	2	9	59
3/20/06	Kentucky	2nd Rd	3,212	26	62	.419	7	20	.350	4	4	1.000	10	23	33	36.5	16	15	14	7	8	63
	#16/17 Michigan State			25	59	.424	3	12	.250	14	19	.737	14	26	40	35.5	5	12	13	4	5	67
1999																						
	Kentucky	1st Rd	2,390	31	59	.525	5	12	.416	31	40	.775	18	19	37		26	13	24	2	12	98
	Nebraska			30	60	.500	5	11	.454	27	35	.771	16	15	31		29	11	22	0	12	92
	Kentucky	2nd Rd	2,604	21	64	.328	5	23	.217	16	25	.64	14	19	33		26	63	17	1	10	63
	UCLA			26	55	.472	3	11	.272	32	35	.914	12	33	45		18	10	20	3	9	87
1991																						
	Kentucky	1st Rd	-	24	48	.500	3	9	.333	11	16	.688	4	24	28		18	8	21	0	4	62
	James Madison			28	59	.475	1	8	.125	13	19	.684	1	2	3		15	16	13	2	11	70
1986																						
	Kentucky	1st Rd	-	35	71	.493	-	-	-	0	1	.000	-	-	31		16	27	13	0	7	70
	Drake			32	53	.604	-	-	-	9	16	.563	-	-	30		9	20	13	3	7	73

NCAA TOURNAMENT GAME-BY-GAME STATISTICS

1983

Kentucky	1st Rd	-	28	75	.373	-	-	-	20	30	.667	-	-	42	24	14	19	2	5	76
Indiana			31	48	.646	-	-	-	25	31	.806	-	-	35	24	18	20	5	5	87

1982

Kentucky	1st Rd	-	39	66	.591	-	-	-	10	24	.417	-	-	47	19	24	24	1	1	88
Illinois			37	80	.463	-	-	-	6	9	.667	-	-	37	23	21	15	2	17	80
Kentucky	2nd Rd	-	33	74	.446	-	-	-	7	16	.438	-	-	35	14	17	12	0	12	73
South Carolina			32	67	.478	-	-	-	5	9	.556	-	-	50	17	18	26	4	6	69
Kentucky	Regional Finals	-	26	58	.448	-	-	-	8	9	.889	-	-	25	19	15	21	0	4	60
Louisiana Tech			38	68	.559	-	-	-	6	21	.286	-	-	42	19	24	16	4	14	82

KENTUCKY'S NCAA TOURNAMENT HISTORY

Year	Region	Site	UK (Seed)	Opponent (Seed)	Round	Result
1982	Midwest	Lexington, Ky.	Kentucky (2)	Illinois (7)	1st	W, 88-80
		Ruston, La.		South Carolina (3)	Regional Semifinals	W, 73-69
				Louisiana Tech (1)	Regional	Finals L, 60-82
1983	Mideast	Lexington, Ky.	Kentucky (3)	Indiana (6)	1st	L, 76-87
1986	Midwest	Des Moines, Iowa	Kentucky (7)	Drake (10)	1st	L, 70-73
1991	East	Harrisonburg, Va.	Kentucky (9)	James Madison (8)	1st	L, 62-70
1999	West	Los Angeles, Calif.	Kentucky (6)	Nebraska (11)	1st	W, 98-92
				UCLA (3)	2nd	L, 63-87
2006	Bridgeport	Chicago, Ill.	Kentucky (5)	Chattanooga (12)	1st	W, 69-59
				Michigan State (4)	2nd	L, 63-67
2010	Kansas City	Louisville, Ky.	Kentucky (4)	Liberty (13)	1st	W, 83-77
				Michigan State (5)	2nd	W, 70-52
		Kansas City, Mo.		Nebraska (1)	Regional Semifinals	W, 76-67
				Oklahoma (3)	Regional Finals	L, 68-88
2011	Spokane	Albuquerque, N.M.	Kentucky (4)	Hampton (13)	1st	W, 66-62 (OT)
				North Carolina (5)	2nd	L, 74-86
2012	Kingston	Ames, Iowa	Kentucky (2)	McNeese State (15)	1st	W, 68-62
				Green Bay (7)	2nd	W, 65-62
		Kingston, R.I.		Gonzaga (11)	Regional Semifinals	W, 79-62
				Connecticut (1)	Regional Finals	L, 65-80
2013	Bridgeport	Queens, N.Y.	Kentucky (2)	Navy (15)	1st	W, 61-41
				Dayton (7)	2nd	W, 84-70
		Bridgeport, Conn.		Delaware (6)	Regional Semifinals	W, 69-62
				Connecticut (1)	Regional Finals	L, 53-84

CATS IN THE NCAA TOURNAMENT



Back Row (L-R): Morgan Jett (Mgr.), Amy Tilley (Staff Support Associate), Courtney Jones (Senior Athletic Trainer), Angela Schoenherr (Staff Support Associate), Tiffany Hayden (Academic Counselor), Brian Sensibaugh (Mgr.), Brice Littlepage (Mgr.), Justin McKinley (Mgr.), Storm Dickerson (Mgr.). **Middle Row (L-R):** Bob Dunn (Video Coordinator), Crystal Riley (Student Assistant), Shalon Pillow (Assistant Coach), Danielle Santos (Assistant Coach), Brittany Henderson, Jelleah Sidney, Denesha Stallworth, Samantha Drake, Azia Bishop, Samarie Walker, Maegan Conwright, Matt Insell (Assistant Coach), Ukari Figs (Asst. AD/Women's Basketball), Stephanie Tracey-Simmons, Strength & Conditioning Coach. **Front Row (L-R):** Bernisha Pinkett, Jennifer O'Neill, Bria Goss, Matthew Mitchell (Head Coach), Adia Mathies, Kastine Evans and Janee Thompson.

2012-13

Overall Record: 30-6

NCAA First & Second Rounds • Queens, N.Y.
NCAA Bridgeport (Conn.) Regional

1st • #7/7 Kentucky 61, Navy 41
 2nd • #7/7 Kentucky 84, #18/15 Dayton 70
 Sweet 16 • #7/7 Kentucky 69, #15/16 Delaware 62
 Elite Eight • #3/3 Connecticut 83, #7/7 Kentucky 53

- Matthew Mitchell led UK to its school-record fourth consecutive and 10th overall NCAA Tournament.
- The Wildcats' No. 2 seed tied the highest ever in the NCAA Tournament. UK was also the No. 2 seed in 2012 and 1982.
- UK advanced to the Elite Eight for the second straight time and third in the last four years.
- Jennifer O'Neill was named to the Bridgeport All-Regional Tournament Team.
- UK's 20-point win over Navy marked the largest margin of victory for Kentucky in a NCAA Tournament game and Navy's 41 points were the fewest by a UK opponent in an NCAA Tournament game.



Back Row (L-R): Sarah Gerichs (Student Athletic Trainer), Amy Tilley (Staff Support Associate), Karen Hewitt (Video Coordinator), Angela Schoenherr (Staff Support Associate), Stephanie Tracey-Simmons (Strength & Conditioning Coach), Courtney Jones (Senior Athletic Trainer), Kalee Robertson (Mgr.), Rachel Smith (Mgr.), Storm Dickerson (Mgr.). **Middle Row (L-R):** Brian Sensibaugh (Mgr.), Kevin Stewart (Mgr.), Kastine Evans, Maegan Conwright, Brittany Henderson, DeNesha Stallworth, Samantha Drake, Azia Bishop, Samarie Walker, Bra'Shey Ali, Bria Goss, Donovan Rogers (Mgr.), David Stefanopoulos (Mgr.). **Front Row (L-R):** Ukari Figs (Asst. AD/Women's Basketball), Kyra Elzy (Associate Head Coach), Bernisha Pinkett, Crystal Riley, Amber Smith, Matthew Mitchell (Head Coach), Keyla Snowden, Jennifer O'Neill, Adia Mathies, Matt Insell (Assistant Coach), Shalon Pillow (Assistant Coach).

2011-12

Overall Record: 28-7

NCAA First & Second Rounds • Ames, Iowa
NCAA Kingston (R.I.) Regional • Kingston, R.I.

1st • #12/11 Kentucky 68, McNeese State 62
 2nd • #12/11 Kentucky 65, #10/10 Green Bay 62
 Sweet 16 • #12/11 Kentucky 79, RV/#24 Gonzaga 62
 Elite Eight • #3/3 Connecticut 80, #12/11 Kentucky 65

- Matthew Mitchell led UK to its school-record third consecutive and ninth overall NCAA Tournament.
- The Wildcats' No. 2 seed tied the highest ever in the NCAA Tournament. UK was also the No. 2 seed in 1982.
- UK advanced to the Elite Eight for the second time in three years.
- UK hit 12 threes vs. Gonzaga, the most ever by the Cats in an NCAA Tournament game.
- UK grabbed a season-high 58 rebounds vs. McNeese State, the most for UK in the Big Dance.
- Samarie Walker was named to the All-Regional Tournament Team.



Back Row (L-R): Kyra Elzy (Associate Head Coach), Sarah Gerichs (Student Athletic Trainer), Karen Hewitt (Video Coordinator), Stephanie Campbell (Admin. Assistant), Nikki Stewart (Recruiting Assistant), Phillip Smith (Mgr.), David Stefanopoulos (Mgr.), Brian Sensibaugh (Mgr.), Donovan Rogers (Mgr.), Shalon Pillow (Assistant Coach). **Middle Row (L-R):** Assistant Coach Matt Insell, Stephanie Tracey-Simmons (Strength Coach), Amber Smith, Carly Morrow, Brittany Henderson, Samantha Drake, Sarah Beth Barnette, Victoria Dunlap, Adia Mathies, Courtney Jones (Senior Athletic Trainer), Pam Stackhouse (Asst. AD/Women's Basketball). **Front Row (L-R):** Maegan Conwright, Jennifer O'Neill, Crystal Riley, Matthew Mitchell (Head Coach), Keyla Snowden, Bernisha Pinkett, Kastine Evans.

2010-11

Overall Record: 25-9

NCAA First & Second Rounds • Albuquerque, N.M.

1st • #17/16 Kentucky 66, Hampton 62 (OT)
 2nd • #14 North Carolina 86, #17/16 Kentucky

- Matthew Mitchell led the Wildcats to their eighth all-time appearance in the NCAA Tournament and back-to-back appearances in the "Big Dance" for the first time since the 1981-82 and 1982-83 seasons.
- UK received the No. 4 seed for the second straight season.
- UK played its first overtime game in the NCAA Tournament, defeating Hampton in the first round, 66-62. Victoria Dunlap notched her ninth and final double-double of her career with 13 points and 12 rebounds.

CATS IN THE NCAA TOURNAMENT



Back Row (L-R): Stephanie Campbell (Admin. Assistant), Brian Sensibaugh (Mgr), B.J. Hazelwood (Mgr), Stephanie Tracey-Simmons (Strength Coach), Christian Stefanopoulos (Video Coordinator), Donovan Rogers (Mgr), David Stefanopoulos (Mgr), Amy Tilley (Recruiting Assistant). **Middle Row (L-R):** Assistant Coach Matt Insell, Assistant Coach Shalon Pillow, Amani Franklin, Brittany Henderson, Anna Cole, Lydia Watkins, Victoria Dunlap, Assistant Coach Kyra Elzy, Pam Stackhouse (Asst. AD/Women's Basketball). **Front Row (L-R):** A'cia Mathies, Rebecca Gray, Crystal Riley, Matthew Mitchell (Head Coach), Amber Smith, Carly Morrow, Keyla Snowden.

2009-10

Overall Record: 28-8

**NCAA First & Second Rounds • Louisville, Ky.
NCAA Kansas City Regional • Kansas City, Mo.**

1st • #19/15 Kentucky 83, Liberty 77
2nd • #19/15 Kentucky 70, #24/25 Michigan State Sweet 16 • #19/15 Kentucky 76, #4/4 Nebraska 67
Elite Eight • #12/12 Oklahoma 88, #19/15 Kentucky 68

- Matthew Mitchell led the Wildcats to their seventh all-time appearance in the NCAA Tournament and their first bid since 2006.
- UK's No. 4 seed was its highest seed since the 1983 season and its first No. 4 seed in NCAA Tournament history.
- UK's appearance in the Elite Eight was its first since the very first NCAA Tournament in 1982.
- Victoria Dunlap was named to Kansas City All-Region Team after averaging 21.0 points and 9.0 rebounds in four games. She became the first UK player to be named to a regional all-tournament team in school history.



Back Row (L-R): Matt Brigrance (Mgr), Aaron Webber (Mgr), Freddie Perry (Mgr), Justin Scott (Video Coordinator), Jason Nehring (Strength & Conditioning Coach), Trisha Matysak (Athletic Trainer), Emily Jones (Mgr), Beth Davis (Head Mgr). **Second Row (L-R):** LaQwesa "Moe" Gamble, Jenn'e Jackson, Jennifer "Lanky" Humphrey, Sarah Elliott, Eleia Roddy, Afton Perry, Stephanie Stumbo, Chante' Bowman. **Front Row (L-R):** Assistant Coach Vonn Read, Head Coach Mickie DeMoss, Carly Ormerod, Oreonna Taylor, Samantha Mahoney, Nastassia Alcius, Jenny Pfeiffer, Assistant Coach Niya Butts, Assistant Coach Pam Stackhouse.

2005-06

Overall Record: 22-9

NCAA Bridgeport (Conn.) Regional • Rosemont, Ill.

1st • Kentucky 69, Chattanooga 59
2nd • Michigan State 67, Kentucky 63

- Mickie DeMoss led the Wildcats to their sixth all-time appearance in the NCAA Tournament and their first bid to the "Big Dance" since 1999.
- UK's No. 5 seed was its highest seed since the 1983 season and its first No. 5 seed in NCAA Tournament history.
- UK's 10-point win (69-59) over Chattanooga in the first round marked UK's largest margin of victory in an NCAA Tournament game.



Back Row (L-R): Strength Coach Chris Rounds, Manager LaTrice Hogan, Manager Trey Clark, Head Coach Bernadette Mattox, Assistant Coach Leslie Nichols, Katie Vieth, Shantia Owens, Laura Meadows, Tanesha Seaton, Stephanie Christman, Assistant Coach Meghan Burke, Assistant Coach Rick Griffith, Manager Wes Thompson, Manager Erica Lynch, Athletic Trainer Amy Plas. **Seated (L-R):** Natalie Martinez, Rae Keith, Carolyn Alexander, Tiffany Wait, Jaye Barnes, Kenya Young, Erica Jackson, LaTonya McDoie.

1998-99

Overall Record: 21-11

NCAA West Regional • Los Angeles, Calif.

1st • Kentucky 98, Nebraska 92
2nd • UCLA 87, Kentucky 63

- For the first time in 17 years, the UK women's basketball team won a first round game in the NCAA Tournament, defeating Nebraska 98-92 in 1999.
- The Cats' 64 second-half points were the most scored by a team in a half in the history of the West Regional first or second round.
- Kentucky's 98 points vs. Nebraska in 1999 were the most by the Wildcats in a NCAA Tournament game in school history.

CATS IN THE NCAA TOURNAMENT



Back Row (L-R): Ilene Hauser, Grad. Asst.; Lisa Bressman, Grad Asst.; Jennifer Gray, Christe Jordan, Cathy Proctor, Tedra Eberhart, Coach Sharon Fanning, Jocelyn Mills, Rebekah Reasor, Tiundra Love, Pattresa Leonard, Karen Booker, Asst.; Jerry McLaughlin, Asst. Coach. **Seated (L-R):** Lucretia Hunter, Trainer; Diana Pardee, Manager; Mia Daniel, Stacy McIntyre, Jamie Hobgood, Tracye Davis, Kristi Cushenberry, Kayla Campbell, Karen Killen, Jennifer Johnson, Manager; Stacy Buzzanca, Manager.

1990-91 Overall Record: 20-9

NCAA East Region • Harrisonburg, Va.

1st • James Madison 70, Kentucky 62

- Under the direction of head coach Sharon Fanning, the Wildcats made their first appearance in the NCAA Tournament since 1985-86.
- It marked Coach Fanning's first-ever trip to the Big Dance.
- UK narrowly fell to James Madison, a team that later went on to defeat top-seeded Penn State in the second round.



Back Row (L-R): Terry Hall, Coach; Sue Stanley, Trainer; Laurie Hudgens, Shell Miller, Karen Mosley, Melanie Warren, Debbie Miller, Leslie Nichols, Cindy Noble, Asst. Coach; Donna Murphy, Asst. Coach. **Seated (L-R):** Michele Pennie, Monique Tarantini, Pam Shrum, Jodie Whitaker, Bebe Croley, Lynne Elbert, Sandy Harding.

1985-86 Overall Record: 18-11

NCAA Midwest Region • Des Moines, Iowa

1st • Drake 73, Kentucky 70

- The 1985-86 team, led by Coach Terry Hall, defeated four Top 20 teams en route to the NCAA Tournament.
- The Cats lost a three-point heartbreaker despite a career-high 24 points and 10 assists from junior Sandy Harding. Drake hit 9-of-16 free throws compared to UK's 0-of-1.



Back Row (L-R): Terri Naiser, Valerie Still, Jody Runge, Sally Loughton, Karen Mosley, Leslie Nichols, Lisa Collins. **Seated (L-R):** Diane Stephens, Donna Martin, Patty Jo Hedges, Lea Wise, Audre Andrew, Lynnette Lewis.

1982-83 Overall Record: 23-5

NCAA Mideast Region • Lexington, Ky.

1st • Indiana 87, Kentucky 76

- The Wildcats were ranked as high as No. 4 nationally during the 1982-83 season but were upset by Indiana in the first round of the NCAA Tournament.
- All-American Valerie Still had 28 points and 13 rebounds but the Wildcats couldn't overcome the hot-shooting Hoosiers. IU shot 64.6 percent for the game, including 82.4 percent (14-of-17) in the second half. Three IU players scored over 20 points.

CATS IN THE NCAA TOURNAMENT



1981-82
Overall Record: 24-8

NCAA Midwest Regionals • Ruston, La.

- 1st • Kentucky 88, Illinois 80
- 2nd • Kentucky 73, South Carolina 69
- 3rd • Louisiana Tech 82, Kentucky 60

- Coach Terry Hall led the Lady Kats to their finest season ever, a 24-8 campaign that ended in the Midwest Regional championship, where UK fell to No. 1-ranked and eventual national champion Louisiana Tech on the Lady Techsters' home floor.
- By the end of the season, UK was playing so well that Hall proclaimed, "If we had been in any other region, we would have been in the Final Four."

Back Row (L-R): Terry Hall, Coach; Lynn Norenberg, Grad. Asst.; Kathy Lokie, Valerie Still, Jody Runge, Grace Odrick, Terri Naiser, Tayna Fogle, Dottie Berry, Asst. Coach; Mimi Porter, Trainer. **Seated (L-R):** Michele Oberst, Manager; Lisa Collins, Donna Martin, Patty Jo Hedges, Lori Edgington, Lea Wise, Diane Stephens, Gary Loyd, Manager.

FUTURE NCAA FINAL FOUR DATES & SITES

2014 NCAA Tournament

Tournament Selection Show...March 17
 1st/2nd RoundsMarch 22-25
 Sitessee page 22

RegionalsMarch 29-April 1
 Sitessee page 22

Final FourApril 6 & 8

Bridgestone Arena
 Nashville, Tenn.

2015 NCAA Tournament

Tournament Selection Show ..March 16
 1st/2nd RoundsMarch 21-24
 SitesTBD

RegionalsMarch 28-31
 SitesTBD

Final FourApril 5 & 7

Tampa Bay Times Forum
 Tampa, Fla.

2016 NCAA Tournament

Tournament Selection Show ..March 15
 1st/2nd RoundsMarch 19-22
 SitesTBD

RegionalsMarch 26-29
 SitesTBD

Final FourApril 3 & 5

Banker's Life Fieldhouse
 Indianapolis, Ind.



CATS IN THE POSTSEASON WNIT



Back Row (L-R): Coach Debbie Yow, Maria Donhoff, Pam Browning, Laura Upton, Liz Lukschu, Jeannine Mjoseth, Janet Timperman, Assistant Coach Diane Beauchamp. **Front Row (L-R):** Manager Margaret LaFontaine, Debra Oden, Linda Edelman, Geri Grigsby, Debbie Mack, Terry Boyd, Mitzi Combs, Trainer Mimi Porter.

1977-78 Overall Record: 23-12

March 16, 1978
W, Kentucky 92, Kansas 87 (2OT)
Amarillo, Texas

March 17, 1978
L, Texas 75, Kentucky 60
Amarillo, Texas

March 18, 1978
W, Kentucky 79, Cal St. Long Beach 69
Amarillo, Texas

Vanessa Foster-Sutton scored in double-figures throughout the 1990 NWIT Tournament and was named to the All-Tournament team along with teammate Kristi Cushenberry.



Front Row (L-R): Kris Miller, Stacy McIntyre, Tracye Davis, Kristi Cushenberry, Tammy Dowdell, Jennifer Johnson, Malinka Salhi. **Back Row (L-R):** Assistant Coach Karen Booker, Graduate Asst. Lisa Bressman, Graduate Asst. Jane Dalton, Asst. Coach Jerry McLaughlin, Mia Daniel, Vanessa Foster-Sutton, Cathy Proctor, Lisa Ellis, Pattresa Leonard, Josh Mills, Associate Trainer Sue Stanley, Head Manager Susan Crabtree, Manager Tracy Livingston, Head Coach Sharon Fanning.

1989-90 NWIT Champions Overall Record: 23-12

March 22, 1990
W, Kentucky 76, Maine 66
Amarillo, Texas (n/a)

March 23, 1990
W, Kentucky 80, Miami (FL) 68
Amarillo, Texas (400)

March 24, 1990
W, Kentucky 85, Toledo 76
Amarillo, Texas (400)

Sara Potts was named to the 2005 WNIT All-Tournament team after averaging 27.8 points per game during the four-game postseason run. Potts tallied two 30-plus point games vs. UTC and Xavier.



Back Row (L-R): Chante' Bowman, Keiko Tate, Eleia Roddy, Jennifer Humphrey, Sarah Elliott, Afton Perry, Stephanie Stumbo, Sade Buley. **Front Row (L-R):** Assistant Coach Matthew Mitchell, Coach Mickie DeMoss, Angela Phillips, Nastassia Alcius, Danyelle Payne, Sara Potts, Samantha Mahoney, Assistant Coach Pam Stackhouse, Assistant Coach Niya Butts.

2004-05 WNIT Final Four Overall Record: 23-12

March 18, 2005
W, Kentucky 79, Eastern Michigan 68
Lexington, Ky. (2,125)

March 20, 2005
W, Kentucky 91, Chattanooga 54
Lexington, Ky. (2,035)

March 24, 2005
W, Kentucky 67, Xavier 62
Lexington, Ky. (3,531)

March 28, 2005
L, West Virginia 80, Kentucky 75 (2OT)
Lexington, Ky. (3,452)

CATS IN THE POSTSEASON WNIT

2006-07

Overall Record: 20-14

March 15, 2007

W, Kentucky 65, Oakland 56
Rochester, Mich. (1,030)

March 19, 2007

W, Kentucky 85, Ball State 82
Muncie, Ind. (3,581)

March 22, 2007

L, Wisconsin 67, Kentucky 61
Madison, Wisc. (2,420)

Jenny Pfeiffer nailed five 3-pointers against Oakland in the first round of the 2007 WNIT. She finished with a game-high 21 points. Jennifer Humphrey also pulled down a game-high 10 boards.



Back Row (L-R): Brittany Edelen, Jenn'e Jackson, Jennifer Humphrey, Sarah Elliott, Eleia Roddy, Lydia Watkins, Amani Franklin. **Front Row (L-R):** Assistant Coach Vonn Read, Head Coach Mickie DeMoss, Carly Ormerod, Chante' Bowman, Nastassia Alcius, Samantha Mahoney, Jenny Pfeiffer, Moe Gamble, Assistant Coach Pam Stackhouse, Assistant Coach Niya Butts.

2007-08

Overall Record: 17-16

March 21, 2008

W, Kentucky 68, Middle Tennessee 66 (OT)
Lexington, Ky. (1,608)

March 26, 2008

W, Kentucky 84, James Madison 76
Lexington, Ky. (1,703)

March 30, 2008

L, Marquette 69, Kentucky 64
Lexington, Ky. (2,102)

Lydia Watkins came off the bench to score 16 points and grab a game-high 16 rebounds in the 68-66 overtime win over Middle Tennessee. UK advanced all the way to the quarterfinals of the 2008 WNIT before falling to eventual champion Marquette, 69-64.



Back Row (L-R): Christian Stefanopoulos (Video Coordinator), Leslie Lusk (Student Trainer), Melinda Redinger (Mgr.), Stephanie Tracey-Simmons (Strength Coach), Tricia Matsyak (Head Trainer), Katie Kaiser (Mgr.), Beth Davis (Administrative Assistant). **Middle Row (L-R):** Assistant Coach Wendy Palmer, Assistant Coach Vonn Read, Lydia Watkins, Jenn'e Jackson, Eleia Roddy, Sarah Elliott, Catina Bett, Amani Franklin, Victoria Dunlap, (Assoc. Head Coach Niya Butts), Pam Stackhouse (Asst. AD/Women's Basketball), Matthew Mitchell (Head Coach). **Front Row (L-R):** Brittany Edelen, Amber Smith, Carly Ormerod, Chanté Bowman, Samantha Mahoney, Carly Morrow, Ali Lomax, Chelsea Chowning.

2008-09

Overall Record: 16-16

March 19, 2009

W, Kentucky 81, Chattanooga 76 (OT)
Lexington, Ky. (1,037)

March 22, 2009

L, Wisconsin 49, Kentucky 45
Madison, Wis. (1,169)

Amber Smith – who tied a career high with 17 points – sank eight free throws in the overtime period and Victoria Dunlap scored a career-high 24 points to lead UK to an 81-76 overtime victory over Chattanooga in the first round of the 2009 WNIT.



Back Row (L-R): Lindsay Halligan (Mgr.), Dr. Robert Hosey (Team Doctor), Dean DiMarco (Mgr.), Melinda Redinger (Mgr.), Stephanie Tracey-Simmons (Strength Coach), Tricia Matsyak (Head Trainer), David Stefanopoulos (Mgr.), Donovan Rogers (Mgr.), Angeliq Moss (Student Trainer). **Middle Row (L-R):** Pam Stackhouse (Asst. AD/Women's Basketball), Sarah Rowe, Amani Franklin, Jenn'e Jackson, Jackie Sanders, Catina Bett, Eleia Roddy, Lydia Watkins, Victoria Dunlap, Rebecca Gray, Keyla Snowden, Christian Stefanopoulos (Video Coordinator). **Front Row (L-R):** Assistant Coach Kyra Elzy, Matthew Mitchell (Head Coach), Brittany Edelen, Carly Ormerod, Amber Smith, Carly Morrow, Assistant Coach Matt Insell, Assistant Coach Wendy Palmer.

MEMORIAL COLISEUM

"My Old Kentucky Home" • Capacity 8,000

The Cats own a 372-141 (72.5) mark in Memorial Coliseum, including an 82-13 (86.3) record under Coach Matthew Mitchell. Over the last four years, the Cats have compiled an impressive 64-3 (95.5%) record in the storied Coliseum. UK has also ranked in the nation's top 25 in average attendance 10 straight seasons.



Situated along Euclid Avenue on the University of Kentucky campus, Memorial Coliseum is the home of one of the richest basketball traditions in the nation. It is also home to the University of Kentucky women's basketball team, a team that has returned glory and excitement to a facility that has known a wealth of both.

For 25 years, the historic coliseum housed the renowned Kentucky Wildcats men's team, which won two national championships and 16 Southeastern Conference titles while playing in the facility under the direction of legendary coaches Adolph Rupp and Joe B. Hall. When the Wildcats moved downtown to 23,000-seat Rupp Arena in 1976, the then-11,500 seat Coliseum became the exclusive basketball home for the women's team.

Although the Coliseum is nicknamed "the house that Rupp built," University President H.L. Donovan is credited with beginning the plans for the Coliseum's construction in 1941 when he recommended a building that would "properly take care of our athletics, our health services, our physical education and our recreation."

Memorial Coliseum was completed in 1950 at a cost of \$3,925,000. The huge building was dedicated to serve as a memorial to the nearly 10,000 Kentuckians who lost their lives in World War II and the Korean conflict. The Coliseum covers an entire city block and has as much space as a seven-story office building.

A new state-of-the-art floor was installed in the summer of 2007, as the original 52-year-old floor was taken out in place of a playing surface that will be much more friendly to each athlete's tendencies and will cut down on injuries. A new sound system and speaker cluster were added in the summer of 2008.

HOME ATTENDANCE AVERAGES

Year	Games	Total Att.	Avg.
2012-13 (11th)	17	104,447	6,144
2011-12 (13th)	18	113,068 !	6,282
2010-11 (11th)	15	95,453	6,364 !
2009-10 (17th)	17	95,615	5,624
2008-09 (21st)	17	75,194	4,423
2007-08 (23rd)	18	85,769	4,765
2006-07 (14th)	15	87,943	5,863
2005-06 (20th)	15	77,411	5,161
2004-05 (20th)	19	90,663	4,772
2003-04 (17th)	14	72,553	5,182
2002-03	13	22,024	1,694
2001-02	11	12,681	1,153
2000-01	12	17,746	1,479
1999-00	12	29,643	2,470
1998-99	10	18,443	1,844
1997-98	11	15,728	1,430
1996-97	10	6,817	682
1995-96	11	8,456	769
1994-95	13	15,540	1,195
1993-94	13	17,649	1,358
1992-93	13	19,511	1,501
1991-92	13	17,087	1,314
1990-91	14	16,011	1,143
1989-90	14	18,777	1,341
1988-89	13	14,575	1,121
1987-88	16	13,400	837
1986-87	13	18,025	1,386
1985-86	16	18,887	1,180
1984-85	16	23,990	1,499
1983-84	17	18,880	1,110
1982-83	17	61,975	# 3,645
1981-82	19	41,000	2,158
1980-81	15	29,224	1,948
1979-80	15	22,500	1,500

! New Season Record # Led the nation
 Years include games at Rupp Arena
 1974-79 attendance not available

- The attendance of 18,488 vs. DePaul in Rupp Arena on Dec. 7, 2012 set a new school record.
- The Cats ended their home season ranked 11th nationally in average attendance. They have ranked in the top 25 nationally, and in the SEC's top four, in average attendance 10 straight seasons.
- UK's school-record 34-game home winning streak was snapped on Feb. 3, 2013 by Georgia (75-71). Prior to that loss, UK's last home loss was Feb. 7, 2011 vs. No. 4 Tennessee (73-67).



MEMORIAL COLISEUM RECORDS

YEAR-BY-YEAR RECORD IN MEMORIAL (SINCE 1975-76)

1975-76	6-4	1995-96	6-5
1976-77	8-3	1996-97	4-6
1977-78	13-2	1997-98	7-5
1978-79	5-7	1998-99	7-3
1979-80	12-1	1999-2000	7-5
1980-81	15-0	2000-01	5-7
1981-82	16-2	2001-02	3-8
1982-83	15-2	2002-03	7-5
1983-84	11-6	2003-04	6-6
1984-85	10-5	2004-05	12-4
1985-86	13-2	2005-06	9-2
1986-87	8-5	2006-07	8-3
1987-88	12-4	2007-08	9-4
1988-89	9-4	2008-09	11-6
1989-90	11-3	2009-10	17-0
1990-91	10-3	2010-11	13-2
1991-92	9-4	2011-12	17-0
1992-93	10-3	2012-13	15-1
1993-94	9-4	Total:	372-141 (.725)
1994-95	7-5		

TOP 20 SINGLE-GAME ATTENDANCE RECORDS - MEMORIAL COLISEUM

1. 10,622	Old Dominion	2/05/83
2. 8,429	Tennessee	1/29/04
3. 8,223	Auburn	2/18/83
4. 8,200	Tennessee	2/09/83
5. 8,130	Tennessee	1/23/00
6. 7,965	Tennessee	3/3/13
7. 7,961	Tennessee	1/12/12
8. 7,888	Florida	1/22/12
9. 7,871	Alabama	1/29/12
10. 7,742	South Carolina	2/2/10
11. 7,646	LSU	2/13/11
12. 7,643	Mississippi State	2/20/05
13. 7,565	Ole Miss	1/14/07
14. 7,429	Ole Miss	2/2/12
15. 7,278	Tennessee	1/17/08
16. 7,126	Tennessee	2/7/11
17. 7,104	Vanderbilt	1/23/11
18. 7,100	Tennessee	1/22/90
19. 7,062	South Carolina	2/23/12
20. 6,868	Tennessee	2/19/09

! - SEC Tournament Championship

HOME COURT WINNING STREAKS

Games	Began	Ended
1. 34	Feb. 13, 2011	Feb. 3, 2013
2. 30	Feb. 12, 1980	Jan. 31, 1982
3. 25	March 19, 2009	Jan. 9, 2010
4. 19	Feb. 23, 1982	Feb. 9, 1983
5. 14	Jan. 31, 1990	Jan. 27, 1991
6. 13	Jan. 30, 1984	Jan. 13, 1985
7. 11	Feb. 7, 1987	Jan. 7, 1988
11	Feb. 10, 1979	Feb. 2, 1980
9. 10	Nov. 19, 2004	Jan. 27, 2005
10. 8	Nov. 18, 2005	Dec. 18, 2005

Team

	Kentucky	Opponent
Points in a game	121 vs. Kentucky State - 11/24/89	102, Miami (OH) - 12/21/02
Points in a half	64 (2nd) vs. Miami - 2/8/86	64 (2nd), Tennessee - 2/18/88
Margin of victory	77 vs. Kentucky State - 11/24/89	72, Tennessee - 1/21/01
Field goals	53 vs. Kentucky State - 11/24/89	42, Tennessee - 1/21/01
Field goals att.	92 vs. Kentucky State - 11/24/89	90, Memphis State, 1/31/82
Field goal pct.	71.4 vs. Alabama - 2/7/87	70.2, Vanderbilt - 1/11/01
3-PT goals	14 vs. Mississippi State - 1/8/12	11, Marist - 11/26/93
3-PT goals att.	32 vs. Southern Miss - 11/19/11	30, Mississippi State - 2/17/96; MVSU - 12/19/06
3-PT goal pct.	85.7 vs. Florida - 2/11/89	75.0 (3-of-4), Mississippi State - 1/17/13
Free throws	36 vs. Louisville - 12/20/09	31, Austin Peay - 11/15/98
Free throws att.	52 vs. Louisville - 12/20/09	49, Austin Peay - 11/15/98
Free throw pct.	100.0 (11-11) vs. Furman - 12/6/08	100.0, Louisville - 2/22/00
Rebounds	66 vs. National College - 2/9/82	63, Tennessee - 1/21/01
Assists	33 vs. Michigan - 1/23/82	29, Louisville - 2/23/82; Tennessee - 2/28/82
Turnovers	35 vs. Tennessee - 1/14/96	49, Arkansas-Pine Bluff - 12/11/11
Blocked shots	19 vs. North Carolina A&T - 12/6/05	11, IUPUI - 12/30/08; UTC - 1/30/81; Dayton - 2/24/87
Steals	25 vs. Jacksonville St. - 11/15/11, Arkansas Pine-Bluff - 12/21/10	20, Memphis State - 12/4/93
Personal fouls	33 vs. Indiana - 12/7/93	36, Marquette - 12/2/89

Individual

	Kentucky	Opponent
Points in a game	42, Valerie Still vs. Charleston - 12/19/82	39, Cornelia Gayden, LSU - 2/26/94
FG	16, Valerie Still vs. Seton Hall - 12/5/81	16, Tanya Haave, Tennessee - 2/9/83
FGA	26, Stacey Reed vs. Miss. St. - 1/16/94	29, Daphne Smith, Detroit - 2/26/86
3-PT goals	7, Sara Potts vs. High Point - 1/06/04	6, Sandy Brown, Tennessee - 2/25/88,
	7, Sara Potts vs. Chattanooga - 3/20/05	6, Jean-Marie Lesko, Marist 11/26/93
3-PT goals att.	17, Shandra Roberts vs. USC - 1/24/96	17, Sandy Brown, Tennessee- 2/25/88
3-PT goals pct.	100.0, Kristi Cushenberry (5-of-5) vs. Alabama - 2/17/89	100.0, Kristi Green (3-of-3), IU- 12/15/96
(min. 3 made)	100.0, Carly Ormerod (4-of-4) vs. LSU - 12/18/05	100.0, Courtney Boylan, Michigan (4-of-4), 11/15/08)
	100.0 Keyla Snowden (5-of-5) vs. Florida - 2/18/10	
	100.00 Rebecca Gray (3-of-3) vs. Florida A&M - 12/13/09, Miami (Ohio) - 12/1/09	
	100.00 Keyla Snowden (4-of-4) vs. Mississippi Valley State - 11/27/11	
	100.00 Bria Goss (3-of-3) vs. Alcorn State - 12-28-12	
FT	15, Bernisha Pinkett (15-of-18) vs. Vanderbilt	15, Druecilla Conners, Morehead St. - 12/20
	1/23/11	
FT att.	18, Bernisha Pinkett (15-of-18) vs. Vanderbilt	19, Druecilla Conners, Morehead St. - 12/20/87
	1/23/11	
Rebounds	27, Valerie Still vs. National College - 2/9/82	25, Anne Donovan, ODU - 2/5/83
Assists	16, P.J. Hedges vs. Cincinnati - 1/15/82	12, Lea Henry, Tennessee - 2/28/82
Blocked shots	6, Jody Runge vs. Memphis State - 1/31/82	6, several times, last -
		Julia Whitted, IUPUI (12/30/08) and Krista Phillips, Michigan (11/15/08)
Steals	11, Leslie Nichols vs. U of L - 2/14/86	11, M. Marciniak, Tennessee - 1/14/96

Miscellaneous

Most Home Wins In Season:	18 - 2011-12 (17-0 Memorial and 1-0 Rupp Arena)
Largest Attendance in Memorial:	10,622 vs. Old Dominion, 2/5/83

Note: Memorial Coliseum Records (since 1980-81); UK holds a 22-12 record in Rupp Arena

RUPP ARENA

Capacity: 23,000

UK Women's Basketball All-Time Record: 22-12 (64.7%)

Adolph Rupp is synonymous with winning. As coach of Kentucky, he was a pioneer in the Wildcats' fast-break offense while becoming the winningest coach the game had ever seen.

The site that now serves as a tribute to his outstanding coaching accomplishments – Rupp Arena – has become one of the most recognizable gymnasiums in the world while serving as home to college basketball's most storied program.

Now in its 38th season as the Kentucky Wildcats' home court, the facility has seen UK win 89 percent of its home games since it was opened in 1976.

In recent years, Rupp Arena completed renovations - including the lower arena seats being changed to blue from their previous rainbow colors. In addition, new end-zone seating moved the student section closer to the floor in an intimidating, standing-room only arrangement. While the endowment seats along court-side continue to entice fans to financially support their Wildcats, a large portion of the media have been moved to a "press box" location between the lower and upper seating areas. And finally, nearly 40 seats were added to each corner, the first additions in seating in nearly two decades.

The improvements followed changes that included four new video boards, a new playing floor with a striking new design and enhancements to the concourses as well. It was all part of a \$15 million upgrade to what many consider the mecca of college basketball.

Since the fall of 1976, the arena in downtown Lexington has served as home to four national championship teams at Kentucky. Four others have

advanced to the Final Four. Eleven seasons have witnessed the Cats go unbeaten at home.

It has played host to over 500 UK games, countless KHSAA Sweet 16s, a number of NBA exhibitions, 11 NCAA Tournaments, three SEC Tournaments and two Ohio Valley Conference Tournaments. With so many unforgettable moments, the old floor still maintained a value to hoop fans across the Bluegrass and beyond. Therefore, officials made pieces of the relic available for public sale, with proceeds going to the UK Basketball Museum, the Kentucky High School Athletic Association and to help offset the costs of the new playing floor. Thanks to an auction of additional sections, like coaching boxes and lettered end zones, the old floor generated more than \$250,000.

The new portable basketball court, adorned with the official interlocking UK logo at midcourt, was designed by both UK officials and the Lexington Center Corporation. Robbins, Inc., in Cincinnati constructed it in 2001 at a cost of \$125,000. When assembled, it lies 118 feet below the ceiling and is made of a high-grade northern maple. The floor can be removed and an ice rink can be constructed for ice shows or hockey games thanks to a \$2.5 million renovation during the summer of '96.

But the playing surface is just one aspect of the impressive home of the Cats. Situated in downtown

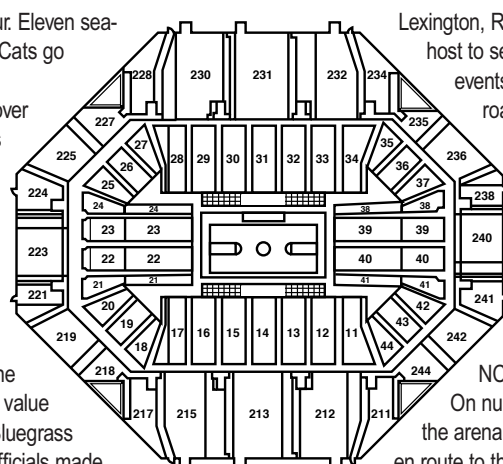
Lexington, Rupp Arena has played host to several premier basketball events. In March of 1985, all roads led to Lexington for the NCAA Final Four as Villanova shocked Georgetown in a memorable finale. In 1986, Rupp played host to both the Southeastern Conference Tournament and the NCAA Women's Final Four. On numerous other occasions, the arena has served as one stop en route to the NCAA title game.

An awesome structure in sight and scope, the arena is divided into two seating areas. The lower level features 10,000 cushioned theater seats. The upper level has 13,000 seats on epoxy-coated metal bleachers. The latter can be visually isolated to provide more natural setting for small shows.

Built by the city of Lexington, the arena is the major portion of the \$53 million Lexington Center complex, which includes an expanded convention-exhibition hall, a 50-store tri-level enclosed shopping mall and a Hyatt Regency Hotel.

The Wildcats command an exclusive locker room 365 days a year, while other amenities include six team-size dressing rooms and eight smaller units.

In January 2001, the arena unveiled four new video boards, each 12'6" by 20' in size and mounted in each corner. It allowed the Wildcats to utilize a new "lights out" introduction, featuring a video presentation and indoor fireworks.



SINGLE-GAME ATTENDANCE RECORDS - RUPP ARENA (SINCE 1978)

1.	18,488	DePaul	12/7/12
2.	14,508	#6/5 Duke	12/8/11
3.	13,689	#1 Tennessee	1/26/06
4.	10,390	#7 Rutgers	1/12/80
5.	10,192	Louisville	12/28/05
6.	9,120	Alabama	2/26/06
7.	8,335	#9 LSU	1/27/08
8.	7,128	Arkansas	2/18/07
9.	7,126	#11 Georgia	2/15/07
10.	6,629	Auburn	1/19/06
11.	6,348	Arkansas-Pine Bluff	12/17/06
12.	6,223	#13 North Carolina	11/25/03
13.	6,012	Mississippi State	1/25/07
14.	5,803	South Carolina	3/2/08
15.	5,785	Wake Forest	12/30/04
16.	5,677	#16 Florida	1/4/95
17.	5,243	#18 Georgia	1/13/05
18.	4,830	Louisville	12/3/03
19.	4,561	Ole Miss	2/7/08
20.	4,100	Indiana	12/8/81

The UK Hoops team will play Duke in Rupp Arena on Sunday, Dec. 22 in their annual "Pack the House" game.



Last season, UK set the new single-game attendance record when 18,488 fans saw UK defeat DePaul 96-64 in Rupp Arena on Dec. 7, 2012.

RUPP ARENA ALL-TIME RESULTS - 22-12 (.647)

1977 (0-1)	Feb. 14	Northern	83-89	Lost	1990 (1-0)	Dec. 15	Dayton	95-68	Won	2006-07 (2-2)	Dec. 17	Arkansas-Pine Bluff	83-46	Won
1979 (1-0)	Feb. 10	Detroit-Mercy	80-61	Won	1995 (1-0)	Jan. 4	Florida	63-55	Won	2007-08 (1-4)	Nov. 30	Western Kentucky	74-78 (OT)	Lost
1979-80 (3-0)	Dec. 8	Carson-Newman	96-58	Won	2002-03 (1-0)	Jan. 2	Marshall	75-42	Won	2011-12 (1-0)	Dec. 8	Duke	72-65	Won
	Dec. 15	Indiana	102-52	Won	2003-04 (1-1)	Nov. 25	North Carolina	59-75	Lost	2012-13 (1-0)	Dec. 7	DePaul	96-64	Won
	Jan. 12	Rutgers	97-78	Won	2004-05 (3-0)	Dec. 21	Nicholls State	106-51	Won					
1980 (1-0)	Dec. 13	Carson-Newman	93-54	Won		Dec. 30	Wake Forest	66-61	Won					
1981 (1-0)	Dec. 8	Indiana	83-68	Won		Jan. 13	Georgia	71-63	Won					
1984 (1-0)	Nov. 27	Ohio State	74-61	Won	2005-06 (2-2)	Dec. 28	Louisville	55-64	Lost					
1986 (0-1)	Jan. 8	Ole Miss	69-72	Lost		Jan. 19	Auburn	57-71	Lost					
1989-90 (1-1)	Dec. 4	Indiana	76-48	Won		Jan. 26	Tennessee	66-63	Won					
	Jan. 27	Ole Miss	64-71	Lost		Feb. 26	Alabama	80-60	Won					

RUPP ARENA RECORDS

Team	Kentucky	Opponent
Points in a Game	106 vs. Nicholls State - 12/21/04	89, Northern Kentucky - 2/14/77
Points in a Half	60 (1st) vs. Nicholls State - 12/21/04	47, Louisville (1st) - 12/20/07
Margin of Victory	55 vs. Nicholls State - 12/21/04	26, LSU - 1/27/08
Field Goals	43 vs. Carson-Newman - 12/13/80	32, North Carolina - 11/25/03
Field Goal Attempts	79 twice, vs. DePaul - 12/7/12 and Carson-Newman - 12/13/80	79, Rutgers - 1/12/80
Field Goal Percentage	60.9 vs. Nicholls State - 12/21/04	51.9, Auburn - 1/19/06
3-Point Field Goals	9, twice, vs. DePaul - 12/7/12 and Marshall - 1/2/03	11, Wake Forest - 12/30/04
3-Point Field Goal Attempts	22, twice, vs. DePaul - 12/7/12 and vs. Florida - 1/4/95	32, Louisville - 12/3/03
3-Point Field Goal Percentage	69.2 vs. Marshall - 1/2/03	47.4, Alabama - 2/26/06
Free Throws	31 vs. Rutgers - 1/12/80	24 (twice) Rutgers - 1/12/80, Georgia - 2/15/07
Free Throw Attempts	47 vs. Rutgers - 1/12/80	35, Dayton - 12/15/90
Free Throw Percentage	95.8 vs. Wake Forest - 12/30/04	94.7, Georgia - 1/13/05
Rebounds	65 vs. Rutgers - 1/12/80	52, Dayton - 12/15/90
Turnovers	22, twice, last vs. Dayton - 12/15/90	39, Carson-Newman - 12/8/79
Blocked Shots	9 vs. Nicholls State - 12/21/04	13, Auburn - 1/19/06
Steals	21 vs. Carson-Newman - 12/13/80	13, Carson-Newman - 12/8/79
		13, Indiana - 12/4/89
Personal Fouls	27 (twice) vs. Dayton - 12/15/90, Rutgers - 1/12/80	34, Rutgers - 1/12/80
Assists	20 vs. Ohio State - 11/27/84	21, Ole Miss - 1/27/90

Individual	Kentucky	Opponent
Points	32, Valerie Still vs. Rutgers - 1/12/80	32, Jennifer Gillom, Ole Miss - 1/8/86
Field Goals	13, Valerie Still vs. Rutgers - 1/12/80	13, Jennifer Gillom, Ole Miss - 1/8/86
Field Goal Attempts	27, Valerie Still vs. Rutgers - 1/12/80	22 (twice) Jennifer Gillom, Ole Miss - 1/8/86
		Tasha Humphrey, Georgia - 2/15/07
3-Point Field Goals	6, Jenny Pfeiffer vs. Alabama - 2/26/06	6, Cotella Bond-Young, Wake Forest - 12/30/04
3-Point Field Goal Attempts	12, Jenny Pfeiffer vs. Alabama - 2/26/06	15, Sara Nord, Louisville - 12/3/03
Free Throws	10, Patty Jo Hedges vs. Rutgers - 1/12/80	10, Shawn Goff, Ole Miss - 2/7/08
Free Throw Attempts	11, Vanessa Foster-Sutton vs. Ole Miss - 1/27/90	15, Shawn Goff, Ole Miss - 2/7/08
Rebounds	25, Valerie Still vs. Rutgers - 1/12/80	15, Vikki Craig, Ole Miss - 1/8/86
Assists	11, Sandy Harding vs. Ohio State - 11/27/84	10, Jackie Martin, Ole Miss - 1/27/90
Blocked Shots	5, Sarah Elliott vs. Louisville - 12/20/07	7, Marita Payne, Auburn - 1/19/06
Steals	8, Malinka Salhi vs. Indiana - 12/4/89	6, Holly Warlick, Tennessee - 1/28/78

INDIVIDUAL HONORS



All-American
Pam Browning



All-American
Kristi Cushenberry



All-American
Maria Donhoff



All-American
Valerie Still



All-American
Vanessa Foster-Sutton



All-American
Victoria Dunlap



2008 SEC Scholar Athlete of the Year, Chelsea Chowning



Over the last four years, UK has had a league-high 19 SEC award winners.

Two-time AP SEC Player of the Year, Victoria Dunlap (2010 and 2011)

Kentucky All-Americans

1977 Pam Browning (First team, Street & Smith's)
1978 Maria Donhoff (NWIT)
1980 Valerie Still (HM, Street & Smith's)
1981 Valerie Still (Third team, Kodak)
1981 Valerie Still (First team, Street & Smith's)
1982 Valerie Still (First team, Street & Smith's)
1982 Valerie Still (First team, Kodak)
1982 Valerie Still (First team, American Women's Sports Federation)
1982 Valerie Still (First team, Street & Smith's)
1982 Valerie Still (Basketball Weekly)
1983 Valerie Still (First team, Street & Smith's)
1983 Valerie Still (First team, Kodak)
1983 Valerie Still (Basketball Weekly)
1990 Vanessa Foster-Sutton (NWIT)
1990 Kristi Cushenberry (NWIT)
2010 Victoria Dunlap (First team, WBCA)
2010 Victoria Dunlap (USBWA)
2010 Victoria Dunlap (Third team, AP)
2010 Victoria Dunlap (Second team, Full Court Press)
2010 Victoria Dunlap (Second team, NetScouts Basketball)
2011 Victoria Dunlap (Third team, AP)
2012 A'dia Mathies (Fourth team, College Sports Madness All-American)
2012 A'dia Mathies (Third team, AP)
2012 A'dia Mathies (Second team, Full Court)
2012 A'dia Mathies (USBWA)
2012 A'dia Mathies (Second team, Sporting News)
2013 A'dia Mathies (Second team, AP)
2013 A'dia Mathies (Second team, Full Court)
2013 A'dia Mathies (Honorable Mention, WBCA)

Freshman All-Americans

1980 Valerie Still
2010 A'dia Mathies (Second team, Full Court Press)
2010 A'dia Mathies (Gballmag.com)
2012 Bria Goss (First team, Full Court)

Academic Honors

1999 Tiffany Wait (Second team, GTE CoSIDA)
2000 Tiffany Wait (Second team, GTE CoSIDA)
2008 Chelsea Chowning (District 4 Third team, ESPN The Magazine)
2011 Carly Morrow (District 4 Third team, Capital One)

SEC Academic Honor Roll

2013 Kastine Evans
2013 Brittany Henderson
2013 DeNesha Stallworth
2012 Kastine Evans

INDIVIDUAL HONORS



Two-time AP and Coaches SEC Player of the Year, A'dia Mathies (2012 and 2013)

2012	Amber Smith
2012	Keyla Snowden
2011	Carly Morrow
2011	Keyla Snowden
2010	Carly Morrow
2010	Keyla Snowden
2010	Anna Cole
2009	Carly Morrow
2009	Carly Ormerod
2009	Eleia Roddy
2008	Chanté Bowman
2008	Chelsea Chowning
2008	Sarah Elliott
2008	Carly Morrow
2008	Carly Ormerod
2008	Eleia Roddy
2008	Amber Smith
2007	Chanté Bowman
2007	Jennifer Humphrey
2007	Samantha Mahoney
2007	Carly Ormerod
2007	Jenny Pfeiffer
2006	Jennifer Humphrey
2006	Samantha Mahoney
2006	Carly Ormerod
2006	Eleia Roddy
2006	Oreonna Taylor
2005	Sara Potts
2005	Jennifer Humphrey
2004	Jenerrie Everette
2004	Jennifer Goin
2004	Kristen Grassi
2004	Sara Potts
2003	Kristin Connolly
2003	Jennifer Schultz
2003	Jenny Pfeiffer
2001	Stephanie Christman
2001	Tiffany Wait
2001	Katie Vieth
2001	Natalie Martinez

2001	Laura Meadows
2000	Carolyn Alexander
2000	Natalie Martinez
2000	Laura Meadows
2000	Katie Vieth
2000	Tiffany Wait
1999	Laura Meadows
1999	Katie Vieth
1999	Tiffany Wait
1998	Tiffany Wait
1997	Tiffany Wait
1996	Julie Swarens- Beickman
1995	Karri Koach
1995	Julie Swarens-Beickman
1994	Jennifer Gray
1994	Karri Koach
1994	Julie Swarens
1994	Stacey Reed
1993	Jennifer Gray
1993	Karri Koach
1993	Cathy Proctor
1992	Kristi Cushenberry
1992	Jennifer Gray
1992	Stacy McIntyre
1992	Rebekah Reasor
1991	Mia Daniel
1991	Cathy Proctor
1990	Vanessa Foster-Sutton
1986	Laurie Hudgens
1986	Michelle Miller
1985	Michelle Miller
1985	Diane Stephens
1984	Donna Martin
1984	Jody Runge

Boyd McWhorter Scholar-Athlete of the Year

2000	Tiffany Wait (Finalist)
------	-------------------------

SEC Community Service Team

1999	Tiffany Wait
2000	Laura Meadows
2001	LaTonya McDole
2002	SeSe Helm
2003	SeSe Helm
2004	Shambriica Jones
2005	Afton Perry
2006	Stephanie Stumbo
2007	Eleia Roddy
2008	Samantha Mahoney
2009	Carly Ormerod
2010	Carly Morrow
2011	Victoria Dunlap
2012	Keyla Snowden
2013	Kastine Evans

SEC Players of the Week

Jan. 27, 1987	Sandy Harding
Feb. 13, 1989	Jodie Whitaker
March 1, 1993	Jocelyn Mills
Jan. 24, 1994	Stacey Reed
Dec. 15, 1998	Jaye Barnes
Feb. 8, 1999	Tiffany Wait
Jan. 3, 2000	LaTonya McDole

Nov. 24, 2003	SeSe Helm
Jan. 17, 2005	Sarah Elliott
Jan. 5, 2009	Victoria Dunlap
Dec. 14, 2009	Victoria Dunlap
Jan. 25, 2010	Victoria Dunlap
Feb. 1, 2010	Victoria Dunlap
Feb. 15, 2010	Victoria Dunlap
Nov. 22, 2010	Victoria Dunlap
Dec. 13, 2010	Victoria Dunlap
Dec. 27, 2010	Keyla Snowden
Nov. 28, 2011	A'dia Mathies
Dec. 6, 2011	A'dia Mathies
Jan. 9, 2011	A'dia Mathies
Dec. 10, 2012	DeNesha Stallworth
Jan. 21, 2013	A'dia Mathies
Feb. 11, 2013	A'dia Mathies

SEC Freshman of the Week

Dec. 12, 2005	Carly Ormerod
Feb. 13, 2006	Carly Ormerod
Nov. 25, 2007	Victoria Dunlap
Dec. 30, 2007	Amber Smith
Jan. 13, 2008	Victoria Dunlap
Feb. 10, 2008	Victoria Dunlap
Nov. 30, 2009	A'dia Mathies
Jan. 25, 2010	A'dia Mathies
Feb. 15, 2010	A'dia Mathies
Jan. 17, 2011	Bernisha Pinkett
Jan. 24, 2011	Jennifer O'Neill
Nov. 14, 2011	Bria Goss
Dec. 6, 2011	Bria Goss
Jan. 16, 2012	Bria Goss
Feb. 20, 2012	Bria Goss

The SEC began a Freshman of the Week in 2005-06

SEC 1st Year Academic Honor Roll

2005	Carly Ormerod
2005	Oreonna Taylor
2008	Amber Smith
2008	Carly Morrow
2011	Katine Evans
2011	Jennifer O'Neill
2013	Jane Thompson

To earn a spot on the team each student-athlete must 1) have a cumulative GPA of 3.00 or above at the nominating institution; 2) be on scholarship or a letter winner; 3) have completed 24 semester hours of non-remedial credit at the nominating institution; and 4) have been a member of the varsity team for the sport's entire NCAA Championship segment. The SEC has recognized the Freshman Academic Honor Roll since 2003.

Frank Ham Society of Character

1999	Tiffany Wait
2000	Katie Vieth
2006	Stephanie Stumbo
2008	Chanté Bowman
2008	Carly Ormerod
2010	Carly Morrow
2013	Kastine Evans

The Frank Ham Society of Character is given to UK student-athletes for exceptional commitment to academic excellence, athletic participation, and personal development, being a role model, and career preparation. It is the highest honor the UK Athletic Department bestows on its student-athletes.

INDIVIDUAL HONORS

SEC Coach of the Year

- 2006.....Mickie DeMoss (AP and Coaches)
- 2010.....Matthew Mitchell (AP and Coaches)
- 2012.....Matthew Mitchell (AP)

SEC Player of the Year

- 2010.....Victoria Dunlap (AP and Coaches)
- 2011.....Victoria Dunlap (AP)
- 2012.....A'dia Mathies (AP and Coaches)
- 2013.....A'dia Mathies (AP and Co-Coaches)

SEC Freshman of the Year

- 2010.....A'dia Mathies (Coaches)
- 2012.....Bria Goss (AP and Coaches)

SEC Co-6th Woman Player of the Year

- 2012.....Keyla Snowden

SEC Defensive Player of the Year

- 2011.....Victoria Dunlap

SEC All-Defensive Team

- 2010.....Victoria Dunlap
- 2011.....Victoria Dunlap
- 2011.....A'dia Mathies
- 2012.....A'dia Mathies
- 2013.....Samarie Walker

SEC Scholar-Athlete of the Year


- 2008.....Chelsea Chowning

All-SEC (Coaches)

- 1982.....Valerie Still (First team)
- 1982.....Lea Wise (First team)
- 1983.....Valerie Still (First team)
- 1983.....Patty Jo Hedges (First team)
- 1984.....Leslie Nichols (First team)
- 1985.....Leslie Nichols (First team)
- 1986.....Leslie Nichols (First team)
- 1987.....Sandy Harding (First team)
- 1988.....Belitta Croley (First team)
- 1988.....Jodie Whitaker (Second team)
- 1989.....Jodie Whitaker (Second team)
- 1990.....Vanessa Foster-Sutton (First team)
- 1990.....Tracye Davis (Second team)
- 1991.....Stacy McIntyre (HM)
- 1992.....Stacy McIntyre (HM)
- 1993.....Jocelyn Mills (First team)
- 1993.....Stacey Reed (Second team)
- 1994.....Stacey Reed (First team)
- 1994.....Tetra Eberhart (Second team)
- 1995.....Stacey Reed (Second team)
- 1996.....Kim Denkins (Second team)
- 1998.....Jaye Barnes (Second team)
- 1999.....Laura Meadows (Second team)
- 1999.....Tiffany Wait (Second team)
- 2002.....SeSe Helm (Second team)
- 2004.....Sara Potts (Second team)
- 2005.....Sara Potts (Second team)
- 2006.....Samantha Mahoney (Second team)
- 2007.....Samantha Mahoney (Second team)
- 2007.....Sarah Elliott (Second team)
- 2008.....Samantha Mahoney (Second team)
- 2008.....Sarah Elliott (Second team)



**2012 SEC
Co-6th Woman
of the Year,
Keyla Snowden**



**2012 SEC
Freshman
of the Year,
Bria Goss**

- 2009.....Victoria Dunlap (Second team)
- 2009.....Eleia Roddy (Second team)
- 2010.....Victoria Dunlap (First team)
- 2010.....A'dia Mathies (Second team)
- 2011.....Victoria Dunlap (First team)
- 2011.....A'dia Mathies (Second team)
- 2012.....A'dia Mathies (First team)
- 2013.....A'dia Mathies (First team)
- 2013.....DeNesha Stallworth (First team)
- 2013.....Samarie Walker (Second team)

Honorable Mention (Coaches)

- 1991.....Stacy McIntyre
- 1992.....Stacy McIntyre

All-SEC (AP)

- 1982.....Valerie Still (First team)
- 1983.....Valerie Still (First team)
- 1983.....Patty Jo Hedges (First team)
- 1984.....Leslie Nichols (First team)
- 1985.....Leslie Nichols (First team)
- 1986.....Leslie Nichols (First team)
- 1987.....Sandy Harding (First team)
- 1988.....Belitta Croley (First team)
- 1990.....Vanessa Foster-Sutton (First team)
- 1993.....Jocelyn Mills (First team)
- 1994.....Stacey Reed (First team)
- 2001.....LaTonya McDole (HM)
- 2003.....Rita Adams (Third team)

- 2004.....Sara Potts (Second team)
- 2005.....Sara Potts (Second team)
- 2006.....Sarah Elliott (HM)
- 2006.....Jennifer Humphrey (HM)
- 2006.....Samantha Mahoney (HM)
- 2007.....Sarah Elliot (Second team)
- 2007.....Jennifer Humphrey (HM)
- 2007.....Samantha Mahoney (HM)
- 2008.....Samantha Mahoney (HM)
- 2009.....Victoria Dunlap (Second team)
- 2009.....Eleia Roddy (HM)
- 2010.....Victoria Dunlap (First team)
- 2011.....Victoria Dunlap (First team)
- 2011.....A'dia Mathies (HM)
- 2012.....A'dia Mathies (First team)
- 2012.....Bria Goss (HM)
- 2013.....A'dia Mathies (First team)
- 2013.....DeNesha Stallworth (Second team)

Note: From 1989 to 1997 the Coaches All-SEC team was sponsored by The Tennessean. The Associated Press started their own All-SEC team in 1997.

SEC All-Freshman Team

- 1989.....Kristi Cushenberry (First Team)
- 1990.....Jocelyn Mills (HM)
- 1998.....Laura Meadows
- 2001.....Selia "SeSe" Helm
- 2005.....Sarah Elliott
- 2005.....Samantha Mahoney
- 2006.....Carly Ormerod
- 2008.....Victoria Dunlap *
- 2008.....Amber Smith *
- 2010.....A'dia Mathies *
- 2011.....Bernisha Pinkett
- 2012.....Bria Goss

* Unanimous selection

Note: The Tennessean sponsored the All-Freshman team from 1987 to 1997. The SEC did not honor a freshman team in 1999.

SEC All-Tournament Team

- 1980.....Valerie Still
- 1981.....Valerie Still
- 1982.....Valerie Still (MVP)
- 1982.....Patty Jo Hedges
- 1988.....Jodie Whitaker
- 1992.....Stacy McIntyre
- 2010.....Victoria Dunlap
- 2010.....A'dia Mathies
- 2011.....Victoria Dunlap
- 2012.....A'dia Mathies
- 2012.....Keyla Snowden
- 2013.....A'dia Mathies

NCAA Tournament Regional Teams

- 2010.....Victoria Dunlap (Kansas City)
- 2012.....Samarie Walker (Kingston)
- 2013.....Jennifer O'Neill (Bridgeport)

In 2010, UK swept the SEC awards by the league coaches as Matthew Mitchell was named SEC Coach of the Year, Victoria Dunlap was SEC Player of the Year and A'dia Mathies was SEC Freshman of the Year. It marked just the second time in SEC history that one team won all three of the top honors. Tennessee's Pat Summitt, Chamique Holdsclaw and Tamika Catchings also accomplished the feat in 1998 en route to its sixth NCAA Championship title.

1,000 POINT CLUB



1. Valerie Still (6-1, Center, 1980-83) - 2,763

Year	GP/GS	FG-FGA	PCT	FT-FTA	PCT	REB-AVG	PTS-AVG	Blocks	Steals	Assists
1979-80	29-29	256-463	55.3	129-183	70.0	403-13.9	641-22.1	46	43	32
1980-81	30-30	260-447	58.1	108-154	70.1	329-10.9	628-20.9	53	64	37
1981-82	32-32	329-565	58.2	136-199	68.3	457-14.3	794-24.8	39	56	46
1982-83	28-28	273-456	59.9	154-212	72.6	336-12.0	700-25.0	18	38	24
Career	119-119	1118-1931	57.8	527-748	70.0	1525-12.8	2763-23.2	156	201	139



2. A'dia Mathies (5-9, Guard, 2010-2013) - 2,014

Year	GP/GS	FG-FGA	PCT	3P-3PA	PCT	FT-FTA	PCT	REB-AVG	PTS-AVG	Blocks	Steals	Assists
2009-10	36/36	178-439	.405	31-107	.290	104-149	.698	174-4.8	491-13.6	22	93	87
2010-11	34-33	146-337	.433	22-66	.333	121-178	.680	159-4.7	435-12.8	12	71	89
2011-12	34-34	181-424	.427	51-135	.378	96-141	.681	175-5.1	509-15.0	21	87	93
2012-13	36-36	207-487	.425	73-173	.422	92-122	.754	162-4.5	579-16.1	15	69	80
Career	140-139	712-1687	.422	177-481	.368	413-590	.700	670-4.8	2014-14.4	70	320	349



3. Victoria Dunlap (6-1, Forward, 2008-2011) - 1,846

Year	GP/GS	FG-FGA	PCT	3P-3PA	PCT	FT-FTA	PCT	REB-AVG	PTS-AVG	Blocks	Steals	Assists
07-08	33-33	100-228	.439	0-7	.000	40-101	.396	228-6.9	240-7.3	25	43	26
08-09	32-32	162-336	.482	2-8	.250	85-153	.556	290-9.1	411-12.8	38	57	32
09-10	35-35	228-459	.497	2-7	.286	175-254	.689	293-8.4	633-18.1	66	107	48
10-11	33-33	206-450	.458	5-12	.417	145-206	.704	288-8.7	562-17.0	49	100	49
TOTAL	133-133	696-1473	.473	9-34	.265	445-714	.623	1099-8.3	1846-13.9	178	307	155



4. Leslie Nichols (6-0, Forward, 1983-86) - 1,797

Year	GP/GS	FG-FGA	PCT	FT-FTA	PCT	REB-AVG	PTS-AVG	Blocks	Steals	Assists
1982-83	28-28	130-247	52.6	58-88	67.0	197-7.0	318-11.3	38	36	59
1983-84	27-25	208-379	54.9	80-97	82.5	218-8.0	496-18.4	11	64	80
1984-85	27-26	211-423	49.9	75-96	78.1	247-9.1	497-18.4	23	74	68
1985-86	29-29	208-399	52.1	70-87	80.4	215-7.4	486-16.7	30	104	116
Career	111-108	757-1448	52.3	283-368	76.9	877-7.9	1797-18.2	102	278	323



5. Samantha Mahoney (5-10, Guard, 2005-2008) - 1,601

Year	GP/GS	FG-FGA	PCT	3P-3PA	PCT	FT-FTA	PCT	REB-AVG	PTS-AVG	Blocks	Steals	Assists
2004-05	34-27	127-296	.429	17-38	.447	91-145	.628	109-3.2	362-10.6	17	30	67
2005-06	31-27	134-346	.387	25-97	.258	77-103	.748	81-2.6	370-11.9	11	38	75
2006-07	34-34	148-388	.381	31-107	.290	94-136	.691	121-3.6	421-12.4	23	40	86
2007-08	33-33	151-406	.372	40-113	.354	106-161	.658	100-3.0	448-13.6	6	32	74
Career	132-121	560-1436	.390	113-355	.318	368-545	.675	411-3.1	1601/12.1	57	140	302



6. Pam Browning (6-0, Center, 1975-78) - 1,598

Year	GP/GS	FG-FGA	PCT	FT-FTA	PCT	REB-AVG	PTS-AVG	Steals	Assists
1974-75	26	Stats Not Available					297-11.4		
1975-76	20	Stats Not Available					268-13.4		
1976-77	26			196-263	74.5	13.5	663-25.5		
1977-78	35-31	127-293	43.3	112-160	70.0	229-7.4	366-11.8		52
Career	107						1598-14.9		



7. Sara Potts (6-0, Guard, 2002-05) - 1,563

Year	GP/GS	FG-FGA	PCT	3P-3PA	PCT	FT-FTA	PCT	REB-AVG	PTS-AVG	Blocks	Steals	Assists
2001-02	28-15	82-221	.371	50-147	.340	24-33	.727	63-2.3	238-8.5	3	22	39
2002-03	27-27	118-293	.403	74-163	.454	16-27	.593	104-3.9	326-12.1	6	33	46
2003-04	28-28	166-429	.387	66-186	.355	71-91	.780	183-6.5	469-16.8	2	38	51
2004-05	34-34	186-446	.417	81-223	.363	77-89	.865	179-5.3	530-15.6	6	40	40
Career	117-104	552-1389	.397	271-719	.377	188-240	.783	529-4.5	1563-13.4	17	133	176

1,000 POINT CLUB



8. Sarah Elliott (6-6, Center, 2005-2008) - 1,502

Year	GP/GS	FG-FGA	PCT	3P-3PA	PCT	FT-FTA	PCT	REB-AVG	PTS-AVG	Blocks	Steals	Assists
2004-05	34-11	149-267	.558	0-0	.000	56-83	.675	185-5.4	354-10.4	49	11	13
2005-06	31-26	149-273	.546	0-1	.000	49-73	.671	183-5.9	347-11.2	40	13	34
2006-07	34-33	208-372	.559	0-0	.000	44-69	.638	237-7.0	460-13.5	50	10	26
2007-08	33-29	151-309	.489	0-0	.000	39-52	.750	195-5.9	341/10.3	56	16	29
Career	132-99	657-1221	.538	0-1	.000	88-277	.679	800-6.1	1502/11.4	195	50	102



9. Elisabeth Lukschu (6-4, Center, 1978-81) - 1,488

Year	GP/GS	FG-FGA	PCT	FT-FTA	PCT	REB-AVG	PTS-AVG	Blocks	Steals	Assists
1977-78	35-23	100-182	55.0	42-70	58.6	142-6.2	242-10.5	-	-	3
1978-79	27-23	156-275	56.7	88-122	72.1	192-7.1	400-14.8	22	34	35
1979-80	29-29	169-274	61.7	104-147	71.0	201-6.9	442-15.2	13	23	24
1980-81	28-26	161-268	60.0	82-121	67.7	187-6.6	404-14.7	20	20	20
Career	119-101	586-999	58.7	316-460	68.7	722-6.0	1488-12.5	-	-	82



10. Selia "SeSe" Helm (6-4, Center, 2001-2004) - 1,487

Year	GP/GS	FG-FGA	PCT	3P-3PA	PCT	FT-FTA	PCT	REB-AVG	PTS-AVG	Blocks	Steals	Assists
2000-01	24-21	115-246	.467	2-7	.286	62-72	.861	112-4.7	294-12.3	5	14	7
2001-02	29-29	198-388	.510	4-11	.364	92-115	.800	194-6.7	492-17.0	9	24	17
2002-03	27-26	122-251	.486	7-18	.389	58-79	.734	176-6.5	309-11.4	12	16	27
2003-04	28-27	155-310	.500	3-15	.200	79-103	.767	190-6.8	392-14.0	21	11	18
Career	108-103	590-1195	.494	16-51	.314	291-369	.789	672/6.2	1487-13.8	37	75	69



11. Stacey Reed (5-7, Guard, 1992-95) - 1,482

Year	GP/GS	FG-FGA	PCT	3P-3PA	PCT	FT-FTA	PCT	REB-AVG	PTS-AVG	Steals	Assists
1991-92	30-26	88-266	33.1	30-114	26.3	62-83	74.7	88-2.9	268-8.9	69	90
1992-93	28-28	104-264	39.4	65-168	38.7	45-56	80.4	112-4.0	318-11.4	68	101
1993-94	28-28	171-411	41.6	44-135	32.6	123-162	75.9	191-6.8	509-18.2	97	138
1994-95	28-28	149-377	39.5	37-131	28.2	52-69	75.4	190-6.8	387-13.8	75	113
Career	114-110	512-1318	38.0	176-548	32.0	282-370	76.0	581-5.1	1482-13.0	309	442



12. Tiffany Wait (5-11, Guard/Forward, 1996-2000) - 1,445

Year	GP/GS	FG-FGA	PCT	3P-3PA	PCT	FT-FTA	PCT	REB-AVG	PTS-AVG	Steals	Assists
1995-96	6-2	19-38	50.0	8-22	36.4	24-32	75.0	10-1.7	70-11.7	8	10
1996-97	27-26	118-271	43.5	16-41	39.0	82-110	75.5	107-4.0	335-12.4	42	103
1997-98	28-28	105-259	40.5	16-51	31.4	98-119	82.4	81-2.9	324-11.6	48	75
1998-99	32-32	135-338	39.9	46-110	41.8	121-149	81.2	103-3.2	437-13.7	33	93
1999-2000	29-29	90-236	38.1	29-95	30.5	70-90	77.8	72-2.5	279-9.6	44	58
Career	122-117	467-1142	41.0	115-319	36.1	396-500	79.2	383-3.1	1445-11.8	175	339



13. Jodie Whitaker (5-7, Guard, 1986-89) - 1,433

Year	GP/GS	FG-FGA	PCT	3P-3PA	PCT	FT-FTA	PCT	REB-AVG	PTS-AVG	Steals	Assists
1985-86	26-20	123-234	52.6	-	-	33-39	84.6	56-2.1	279-10.7	40	119
1986-87	28-28	152-330	46.1	-	-	36-43	83.7	103-3.7	340-12.1	41	90
1987-88	29-29	164-419	39.1	48-126	38.1	80-92	87.0	133-4.6	456-15.7	44	177
1988-89	28-23	132-334	39.5	32-91	35.2	62-85	72.9	107-3.8	358-12.8	33	78
Career	111-100	571-1317	43.0	80-217	36.8	211-259	81.0	399-3.6	1433-12.9	158	464



14. Kristi Cushenberry (5-9, Guard/Forward, 1989-92) - 1,358

Year	GP/GS	FG-FGA	PCT	3P-3PA	PCT	FT-FTA	PCT	REB-AVG	PTS-AVG	Steals	Assists
1988-89	28-26	129-268	48.1	18-35	51.4	85-100	85.0	109-3.9	361-12.9	2	52
1989-90	31-23	134-290	46.2	22-51	43.1	66-91	72.5	81-2.6	356-11.5	25	49
1990-91	29-29	108-258	41.9	36-99	36.4	67-86	77.9	88-3.0	319-11.0	31	63
1991-92	30-29	94-234	40.2	34-92	37.0	100-130	76.9	90-3.0	322-10.7	37	62
Career	118-107	465-1050	44.0	110-277	39.7	318-407	78.0	368-3.11	1358-11.5	95	226

1,000 POINT CLUB



15. Belitta Croley (5-10, Forward, 1985-88) - 1,339

Year	GP/GS	FG-FGA	PCT	3P-3PA	PCT	FT-FTA	PCT	REB-AVG	PTS-AVG	Blocks	Steals	Assists
1984-85	16-3	44-103	42.7	-	-	26-32	81.2	65-4.1	114-7.1	3	21	14
1985-86	27-22	150-314	47.8	-	-	28-51	54.9	146-5.4	328-12.1	10	45	57
1986-87	28-28	209-409	51.1	-	-	77-98	78.6	198-7.1	495-17.7	16	73	56
1987-88	23-20	166-322	51.6	1-1	100.0	69-87	79.3	190-8.3	402-17.5	16	43	73
Career	94-73	569-1148	49.0	1-1	100.0	200-268	74.0	599-6.4	1339-14.2	45	182	200



16. Stacy McIntyre (5-8, Forward, 1989-92) - 1,215

Year	GP/GS	FG-FGA	PCT	3P-3PA	PCT	FT-FTA	PCT	REB-AVG	PTS-AVG	Steals	Assists
1988-89	26-2	22-61	36.1	-	-	18-36	50.0	93-3.6	62-2.4	15	19
1989-90	31-24	88-230	38.3	2-13	15.4	58-90	64.4	147-4.7	236-7.6	44	71
1990-91	29-29	155-350	44.3	28-101	27.7	96-130	73.8	149-5.1	434-15.0	68	72
1991-92	30-30	162-337	48.1	35-99	35.4	124-160	77.5	148-4.9	483-16.1	62	49
Career	116-85	427-978	43.0	65-213	30.5	296-416	71.0	537-4.6	1215-10.5	189	211



17. Maria Donhoff (5-11, Guard, 1978-81) - 1,187

Year	GP/GS	FG-FGA	PCT	FT-FTA	PCT	REB-AVG	PTS-AVG	Blocks	Steals	Assists
1977-78	33-35	165-370	45.0	83-131	63.4	199-6.0	413-12.5	-	-	35
1978-79	29-13	115-267	43.1	72-105	68.6	174-6.0	302-10.4	9	27	38
1979-80	29-29	86-205	42.0	52-71	73.2	152-5.2	224-7.7	7	28	42
1980-81	30-30	103-224	45.9	42-70	60.0	167-5.5	248-8.2	3	27	82
Career	121-107	469-1066	44.0	249-377	66.0	692-5.7	1187-9.8	-	-	197



18. LaTonya McDole (6-1, Forward, 1999-2002) - 1,180

Year	GP/GS	FG-FGA	PCT	3P-3PA	PCT	FT-FTA	PCT	REB-AVG	PTS-AVG	Steals	Assists
1998-99	32-17	99-219	.452	5-21	.238	62-99	.626	175-5.5	265-8.3	40	44
1999-2000	29-29	127-292	.435	0-2	.000	81-129	.628	175-6.0	335-11.6	57	45
2000-01	27-25	140-292	.479	2-7	.286	63-116	.543	345/12.8	193-7.1	77	55
2001-02	29-29	104-235	.443	1-7	.143	26-62	.419	168-5.8	235-8.1	69	57
Career	117-100	470-1038	.453	8-37	.216	232-406	.571	711-6.1	1180-10.1	243	201



19. Lea Wise (5-7, Guard, 1980-83) - 1,179

Year	GP/GS	FG-FGA	PCT	FT-FTA	PCT	REB-AVG	PTS-AVG	Blocks	Steals	Assists
1979-80	29-29	101-232	43.5	36-52	69.2	65-2.2	238-8.2	2	32	101
1980-81	31-29	96-224	42.8	39-51	76.4	63-2.0	231-7.4	5	47	104
1981-82	32-30	162-333	48.6	46-63	73.0	79-2.5	370-11.6	6	43	134
1982-83	28-28	139-295	47.1	62-77	80.5	66-2.3	340-12.1	3	36	125
Career	120-116	498-1084	45.0	183-243	75.3	273-2.3	1179-9.8	16	158	464



20. Patty Jo Hedges (5-7, Guard, 1980-83) - 1,176

Year	GP/GS	FG-FGA	PCT	FT-FTA	PCT	REB-AVG	PTS-AVG	Blocks	Steals	Assists
1979-80	29-19	88-212	41.5	40-53	75.5	63-2.2	216-7.4	16	60	141
1980-81	31-31	107-259	41.3	69-94	73.4	111-3.5	283-9.1	10	78	181
1981-82	32-31	122-322	37.8	80-116	68.9	134-4.2	324-10.1	8	61	209
1982-83	28-28	141-296	47.6	71-102	69.6	133-4.7	353-12.6	10	73	200
Career	120-109	458-1089	42.0	260-365	71.0	441-3.7	1176-9.8	44	272	731



21. Jocelyn Mills (6-0, Center, 1990-93) - 1,170

Year	GP/GS	FG-FGA	PCT	3P-3PA	PCT	FT-FTA	PCT	REB-AVG	PTS-AVG	Steals	Assists
1989-90	28-7	92-181	50.8	-	-	56-78	71.8	132-4.7	240-8.6	24	16
1990-91	28-28	136-279	48.7	-	-	85-135	63.0	250-8.9	360-12.9	54	31
1991-92	19-4	47-115	40.9	-	-	44-65	67.7	111-5.8	138-7.3	16	15
1992-93	28-28	174-344	50.6	2-9	22.2	82-124	66.1	210-7.5	432-15.4	41	30
Career	103-67	449-919	48.0	2-9	22.2	267-402	66.0	703-6.8	1170-11.4	135	92

1,000 POINT CLUB



22. Karen Mosley (6-3, Forward/Center, 1983-86) - 1,135

Year	GP/GS	FG-FGA	PCT	FT-FTA	PCT	REB-AVG	PTS-AVG	Blocks	Steals	Assists
1982-83	28-0	44-82	53.6	33-51	65.0	94-3.3	121-4.3	2	12	6
1983-84	28-15	148-286	51.7	58-71	81.7	186-6.6	354-12.6	11	23	30
1984-85	26-26	142-293	48.4	53-77	68.8	179-6.9	337-12.9	18	29	21
1985-86	27-23	136-248	54.8	51-73	69.9	174-6.4	323-12.0	16	28	31
Career	109-64	470-909	51.0	195-272	71.0	633-5.8	1135-10.4	47	92	88



23. Janet Timperman (5-10, Guard/Forward, 1976-79) - 1,080

Year	GP/GS	FG-FGA	PCT	FT-FTA	PCT	REB-AVG	PTS-AVG	Steals	Assists	
1975-76	Stats Not Available									
1976-77	-	-	-	-	-	9.5	12.6	-	-	
1977-78	35-35	135-344	39.2	23-35	69.0	152-4.3	293.8.4	-	60	
1978-79	29-27	112-284	39.4	31-40	77.5	136-4.7	255-8.8	52	52	
Career:	Complete career stats not available									



24. Tedra Eberhart (5-11, Guard/Forward, 1991-94) - 1,071

Year	GP/GS	FG-FGA	PCT	3P-3PA	PCT	FT-FTA	PCT	REB-AVG	PTS-AVG	Blocks	Steals	Assists
1990-91	29-0	55-131	42.0	-	-	19-24	79.2	73-2.5	130-4.5	7	23	16
1991-92	29-1	77-173	44.5	-	-	38-51	74.5	84-2.9	211-7.3	4	38	15
1992-93	27-26	103-262	39.3	-	-	51-84	60.7	150-5.6	270-10.0	7	57	44
1993-94	28-28	168-367	45.8	38-101	37.6	86-113	76.1	180-6.4	460-16.4	11	70	64
Career	113-55	458-933	49.0	38-101	37.6	194-272	71.0	487-4.3	1071-9.5	29	188	139



25. Kim Denkins (6-3, Center, 1995-98) - 1,057

Year	GP/GS	FG-FGA	PCT	FT-FTA	PCT	REB-AVG	PTS-AVG	Blocks	Steals	Assists
1994-95	27-9	56-131	42.7	35-48	72.9	142-5.3	147-5.4	16	25	17
1995-96	27-27	159-310	51.3	99-138	71.7	242-9.0	417-15.4	15	30	23
1996-97	25-21	88-199	44.2	71-94	75.5	193-7.7	247-9.9	13	25	31
1997-98	28-20	91-173	52.6	64-88	72.7	185-6.6	246-8.8	22	28	24
Career	107-77	394-813	48.0	269-368	73.0	762-7.1	1057-9.9	66	108	95



26. Debbie Miller (6-1, Guard, 1984-87) - 1,031

Year	GP/GS	FG-FGA	PCT	FT-FTA	PCT	REB-AVG	PTS-AVG	Blocks	Steals	Assists
1983-84	24-0	24-46	52.1	21-25	84.0	74-3.0	69-2.9	2	9	11
1984-85	28-27	73-149	49.0	53-66	80.3	151-5.4	199-7.1	22	30	29
1985-86	29-23	138-229	60.3	84-108	77.8	168-5.8	360-12.4	20	36	16
1986-87	28-28	161-275	58.5	81-101	80.2	223-8.0	403-14.4	22	37	27
Career	109-78	396-699	56.0	239-300	79.0	616-5.7	1031-8.5	66	112	83



27. Laura Meadows (6-3, Forward/Guard, 1998-2000) - 1,024

Year	GP/GS	FG-FGA	PCT	3P-3PA	PCT	FT-FTA	PCT	REB-AVG	PTS-AVG	Blocks	Steals	Assists
1997-98	28-27	114-329	.347	43-129	.333	39-54	.722	162-5.8	310-11.1	35	47	93
1998-99	32-32	147-339	.434	31-94	.330	67-97	.691	195-6.1	392-12.3	33	42	93
1999-2000	29-21	140-271	.517	3-15	.200	39-68	.574	188-6.5	322-11.1	27	39	62
Career	89-80	401-939	.427	77-238	.324	145-219	.662	545-6.1	1024-11.5	95	128	248



28. Sandy Harding (5-10, Guard, 1984-87) - 1,023

Year	GP/GS	FG-FGA	PCT	FT-FTA	PCT	REB-AVG	PTS-AVG	Steals	Assists
1983-84	28-27	76-158	48.1	27-38	71.0	71-2.5	179-6.4	55	168
1984-85	27-25	84-181	46.4	60-74	81.1	58-2.1	228-8.4	52	170
1985-86	28-25	114-229	49.8	37-45	82.2	63-2.2	265-9.5	53	183
1986-87	28-28	151-287	52.6	49-67	73.1	99-3.5	351-12.5	64	185
Career	111-105	425-855	49.0	173-224	77.0	291-2.6	1023-9.2	224	706

THE EARLY ERA

Did you know that basketball began on the University of Kentucky campus as a women's sport? Its first game was on Feb. 21, 1903 vs. Kentucky University (now Transylvania). That game was followed one year later by the formation of a men's team.

Women's basketball at UK, then known as Kentucky State College, was first led by Coach Jane Todd Watson. Eight coaches followed, including former University of Florida president and U.S. Commissioner of Education Dr. John J. Tigert (1911-15, 1917), before Sarah Blanding took over the coaching reigns in the 1919-20 season. She coached three years before becoming a player-captain in 1923 under a young post-graduate student named A.B. "Happy" Chandler. Blanding eventually would become president of Vassar College while Chandler would become a two-time governor of Kentucky, U.S. Senator and Baseball Commissioner.

The 1924 team, coached by Bart Peak, swept its 10-game schedule and claimed not only the championship of Kentucky, but the championship of the South. As the 1924-25 season got under way, the University Senate passed a bill to abolish women's basketball because basketball had proven to be a strenuous sport for boys and therefore was too strenuous for girls and due to inadequate facilities and general mores of the time.

Women's basketball finally reached varsity status after a 50-year absence and Assistant Athletics Director Sue Feamster was named the first coach in the new era. She guided the first varsity squad in the 1974-75 season to a 16-9 record.

PLAYERS THROUGH THE EARLY YEARS

Pearl Bastin (1912)	Jessie Jones (1912)
Miss Bedinger (1912)	Dot Keifer (1924)
Sarah Blanding (1923)	Dot Kerth (1924)
Margaret Block (1921)	Margaret Ligon (1923)
Miss Butler (1915)	Helen Madara (1904)
Catherine Carmondy (1907)	Mildred Morris (1921-22)
Elizabeth Carroll (1923)	Ruth McChesney (1912-14)
Grace Conn (1904)	Hattie Nolan (1912)
Nell Crane (1917-18)	Shelby Northcutt (1922)
Celia Gregor (1916-18)	Alice Pence (1903-05)
Ann Crenshaw (1906-07)	Christina Pence (1907-09)
Lillian Cromwell (1918-21)	Mary Belle Pence (1913)
Lucy Dean (1919)	Eliza Piggott (1917)
Bernice Ellwanger (1917)	Mildred Porter (1920-21)
Harriet Felsenthal (1922)	Dorothy Porter (1922)
Miss Flannery (1916)	Mary Rodes (1909)
Rubye Fleming (1908)	Lucille Schafer (1913)
Minnie Frost (1908-09)	Mary Scott (1904-06)
Lucille Gastineau (1913)	Bessie Shaw (1904)
Bessie Hayden (1909-10)	Myrtle Smith (1917)
Lillian Hayden (1917-19)	Florine Starr (1921)
Margaret Harbison (1920)	Nancy Stephenson (1922)
Antoinette Harrison (1923)	Olive Taul (1914-15)
Elsie Heller (1913-16)	Esther Vaughn (1907-09)
Jamie Heller (1921)	Alice Volkman (1906)
Liz Helm (1924)	Jane Wanless (1908)
Katie Henry (1919-21)	Helen Wells (1922)
Lucy Hopper (1906-07)	Nell Whitfield (1904)
Florence Hughes (1912-14)	Alice Cary Williams (1909)
Irene Hughes (1912)	Elizabeth Wilson (1922)
Nancy Innes (1914-17)	Lucy Wilson (1922-24)
Helen Jaeger (1904)	NailineWood (1913-15)
Margaret Jameson (1921-22)	Bernice Young (1920-21)

1903 (1-0)

Coach: Jane Todd Watson
 Captain: Alice Pence
 2/21 KU (now Transylvania) W, 16-10

1904 (2-0)

Coach: C. P. St. John
 Captain: Alice Pence
 2/22 Georgetown W, 14-10
 3/5 Jessamine Federal W, 28-1

1905 (Unknown)

1906 (0-1)

Coach: Thomson Bryant
 Captain: Mary Scott
 3/10 Georgetown L, 14-15

1907 (No Games)

Coach: Thomson Bryant
 Captain: Ann Crenshaw

1908 (3-0-1)

Coach: C.W. Leaphart
 Captain: Nell Wallis
 --- KU Tie
 2/2 KU W, 22-4
 3/13 Louisville Olivians W, 19-10
 3/14 Campbell-Hagerman W, 28-6

1908-09 (4-1)

Coach: Walter C. Fox
 Captain: Nell Wallis
 12/12 Danville W, 27-20
 1/18 Transylvania L, 21-19
 1/20 Transylvania W, 21-14
 2/20 Sue Bennett W, 44-4

1909-10 (7-1)

Coach: Bessie Hayden
 --- Transylvania L, 21-13
 --- Hagerman W, 50-10
 --- Maysville W, 30-3
 --- Paris HS W, 22-2
 --- Wesleyan W, 27-10
 --- Wesleyan W, 17-8
 --- Somerset HS W, 15-6
 --- Somerset HS W, 21-5

1910-11 (No Record of Games)

1911-12 (4-1)

Coach: J.J. Tigert
 Captain: Irene Hughes
 1/27 Paris HS (H) L, 14-10
 2/3 Somerset HS (H) W, 19-4
 2/15 Lexington HS (H) W, 25-5
 2/17 Louisville (H) W, 19-13
 2/22 Lexington HS (H) W, 23-7

1912-13 (5-0; State Champions)

Coach: J.J. Tigert
 Captain: Mary Belle Pence
 1/11 Lexington HS W, 15-11
 1/17 Louisville W, 20-19
 2/4 Lexington HS W, 16-15
 2/15 Winchester AC W, 27-3
 3/5 Louisville W, 23-14

1913-14 (4-2)

Coach: J.J. Tigert
 Captain: Ruth McChesney
 1/9 Catlettsburg (H) W, 15-6
 1/16 Cedarville (H) W, 15-7
 1/23 Catlettsburg L, 22-19
 1/30 Louisville (H) L, 12-23
 2/3 Louisville (A) W, 20-19
 3/5 Catholic Gym (H) W, 10-7

1914-15 (5-1)

Coach: J.J. Tigert
 Captain: Florence Hughes
 1/22 Louisville (H) W, 27-16
 2/6 Cincinnati YWCA (H) W, 40-6
 2/11 Wesleyan (A) W, 26-16
 2/20 Vanderbilt (H) W, 19-5
 2/27 Louisville (A) L, 11-8
 3/6 Wesleyan (H) W, 16-9

1915-16 (2-2)

Coach: William Tuttle
 Captain: Elsie Heller
 1/20 Wesleyan (A) L, 23-12
 2/5 Louisville (H) L, 12-10
 2/22 Louisville (A) W, 32-24
 2/29 Wesleyan (H) W, 13-10

1916-17 (5-0)

Coach: J.J. Tigert
 Captain: Nancy Innes
 1/29 Wesleyan (H) W, 35-8
 2/7 Ky. College (A) W, 28-10
 2/26 Wesleyan (A) W, 46-12
 3/3 Ky. College (H) W, 40-6
 3/10 Louisville (H) W, 24-12

1917-18 (1-4)

Coach: Jim Park
 1/19 Wesleyan L, 20-4
 2/16 Wesleyan L, 9-7
 3/1 Wesleyan (H) L, 19-9
 3/4 Hamilton (N) W, 22-4
 --- Cincinnati (A) L

1918-19 (2-0)

Coach: Andy Gill
 Captain: Lillian Hayden
 1/25 Wesleyan (A) W, 12-10
 3/8 Wesleyan (H) W, 15-9

1919-20 (0-3-1)

Coach: Sarah Blanding
 Captain: Lucille Dean
 2/6 Cumberland L, 19-16
 2/7 Union T, 13-13
 2/14 Cincinnati L, 26-14
 2/21 Wesleyan L, 18-14

1920-21 (1-7)

Coach: Sarah Blanding
 Captain: Katie Henry
 1/22 Cincinnati (H) L, 11-10
 2/15 Wesleyan (A) L, 18-7
 2/18 Peabody (A) L
 2/19 Chattanooga (A) L
 2/28 Wesleyan (A) L, 28-9
 3/3 Chattanooga W, 20-16
 3/19 Cincinnati L, 16-6

1921-22 (2-4)

Coach: Sarah Blanding
 Captain: Dorothy Potter
 --- Georgetown W
 1/19 Wesleyan (A) W, 24-14
 2/26 Peabody (H) L, 31-7
 2/28 Louisville (H) L, 10-9
 3/5 Georgetown W, 10-2
 --- Wesleyan L

1922-23 (7-3)

Coach: A.B. "Happy" Chandler
 Captain: Sarah Blanding
 1/13 Wesleyan (H) W, 29-9
 --- Louisville (A) L, 8-5
 --- Wesleyan (H) W, 11-9
 --- Louisville (H) W, 18-6
 2/9 Georgetown W, 22-11
 --- Bowling Green (A) L, 24-19
 --- Peabody (A) L, 34-14
 --- Chattanooga (A) W, 21-18
 --- Georgetown W
 --- Louisville W, 18-6

1923-24 (10-0; Champions of the South)

Coach: Bart Peak
 Captain: Lucy Wilson
 1/11 Georgetown (A) W, 18-9
 1/19 Wesleyan (A) W, 16-15
 1/26 Louisville (H) W
 2/2 Louisville (A) W, 15-9
 2/7 Western Kentucky W, 18-8
 2/16 Peabody (H) W, 21-11
 2/22 Chattanooga (H) W, 28-6
 2/25 Wesleyan W, 19-9
 3/5 Georgetown (H) W, 26-5

WOMEN'S BASKETBALL TIMELINE



Kentucky women's basketball has been recognized as having a spirited and winning tradition. It was in the early 1900s that women began playing the new game on "Miss Nettie's Lawn" in Lexington ... and so the tradition continues.

1902 — The very first University of Kentucky basketball team was organized. Women's basketball begins on the UK campus with its first game on Feb. 21, 1903.

1924 — The 1924 team, coached by Bart Peak, swept its 10-game schedule and claimed not only the championship of Kentucky, but the championship of the South.

1924 — The University Senate passed a bill to abolish women's basketball in part because according to state politicians basketball had proven to be a strenuous sport for boys and therefore was too strenuous for girls.

(Above:) The 1906 UK women's basketball team, then known as Kentucky State College. The team, coached by Thomson Bryant, played only one game vs. Georgetown and fell, 15-14.

(Right:) The 1924 team claimed the Championship of the South after defeating Peabody and Chattanooga.



The 1903 UK women's basketball team was coached by Jane Todd Watson, finishing 1-0 by defeating KU (now Transylvania), 16-10.

C.P. St. John coached the 1904 team, leading it to a 2-0 record with victories vs. Georgetown (14-10) and Jessamine Female Institute (28-1).





After a 50-year absence, at the turn of the 70s, women teams at UK once again began playing intercollegiate games.

1974 — Women's basketball finally reached varsity status. Sue Feamster was named the first coach. She guided that first squad to a 16-9 record. The team is given the nickname "Lady Cats."

1976 — Feamster handed over the coaching reins to Debbie Yow, who compiled a 79-40 record in four seasons from 1976-1980. In 1979, Yow recruited Valerie Still, Lea Wise and Patty Jo Hedges, one of the best recruiting classes in UK women's basketball history.



Sue Feamster coached UK from 1971-74 before it gained varsity status.

Three of the most recognizable names in UK women's basketball history, Valerie Still, Patty Jo Hedges and Lea Wise.

Debbie Yow and UK men's basketball coach Joe B. Hall.



1977 — Lady Kat starting center Pam Browning became an All-American and compiled 1,598 points in her collegiate career. She ranks as the sixth-leading scorer at UK to this day.

1979 — The Lady Kats upset second-ranked Tennessee, 66-64, before 4,500 fans in Memorial Coliseum. The attendance got a big boost when the much-anticipated game between the school's men's teams later that evening was canceled because of snow.



Terry Hall arrived at UK in 1980 and was named the Kentucky Women's Intercollegiate Conference Coach of the Year in her first season at UK.



Memorial Coliseum hosted the largest crowd ever to attend a women's college basketball game in 1983.

1980 — Terry Hall became the third head coach of the Lady Kats.

1982 — Lea Wise hit 15-of-16 outside shots against Illinois in an NCAA playoff game, helping the Cats win 88-80. Wise, a Lexington product, also led the team in autograph and photo requests because of her flashy and productive court play and her resemblance to actress Farrah Fawcett.

1982 — The Cats captured the SEC Tournament title for the first time in school history with an 80-74 victory over Tennessee. Following the game, the huge home crowd stormed the court in a celebration that lasted nearly 30 minutes.

1983 — With the talented trio of Hedges, Still and Wise, Kentucky was ranked fourth twice during the '82-'83 season and broke the national record for attendance at a women's collegiate game when 10,622 fans saw the Cats defeat Old Dominion, 80-66, in Memorial Coliseum on Feb. 5, 1983.

Lea Wise was selected to the All-SEC team in 1982. Wise and Patty Jo Hedges were regarded as the best guard combination in the country.

Three-time All-American Valerie Still ripped past Dan Issel's UK career scoring mark of 2,138 points just three games into her senior season.





In her third year, Sharon Fanning led UK to an impressive 23-8 record, into the top-25 poll and won three tournament titles ('90).

1983 — Valerie Still became the all-time leading scorer (among men and women) in Kentucky basketball history with 2,763 points in 119 games, a record that still stands.

1986 — Kentucky served as the host to the NCAA women's Final Four in Rupp Arena.

1987 — Sharon Fanning is named the fourth head coach of the Lady Cats.

1987 — The three-point goal is introduced to the women's game, proving to be an integral part of Kentucky basketball history for years to come.

1990 — Under third-year coach Sharon Fanning, UK compiled a 23-8 record, edged into the top 25, and won three tournament titles, including an 85-76 come-from-behind victory over Toledo in the NWIT Championship.

1991 — One year after winning the NWIT, UK made its first NCAA appearance since 1985-86.

1991 — UK scores one of the biggest upsets in the program's history with a 67-66 victory over intrastate rival and eventual NCAA runner-up Western Kentucky in Bowling Green.

Fanning arrived at court-side of the NWIT finals in Amarillo, Texas in a blue Texas-style leather jacket, white leather pants and Kentucky blue boots, surprising the crowd and her own team.



After winning the 1982 Southeastern Conference title, a crowd stormed the floor at Memorial Coliseum in a celebration that lasted nearly 30 minutes.

Kentucky upset intrastate rival Western Kentucky in 1991 in Bowling Green. The Lady Toppers advanced to the NCAA title game later that season.




Togetherness proved to be a successful formula in 1991 as UK posted a 20-9 record and made its first appearance in the NCAA Tournament since 1985-86.



1992—Kentucky lands Becky McKinley, the first “Miss Kentucky Basketball” signee for Sharon Fanning, and UK also signed Kentucky native Christina Jansen, who was named Kentucky’s Gatorade and USA Today Player of the Year.

1993—UK re-enters the AP Poll at No. 24 after claiming the Lady Kat Invitational title.



UK’s Stacey Reed helped USA Basketball’s Jones Cup team to a gold medal in Taiwan in 1994.

Kentucky native Christina Jansen was a four-year letter winner at UK.

Kristi Cushenberry became a member of UK’s 1,000-point club in 1991 and ranks 10th on the all-time scoring list.

Kim Denkins was an All-SEC selection as a sophomore and now ranks No. 21 on the all-time scoring list.



1995 — Stacey Reed and Chrissy Roberts are members of Gold Medal squads during the summer; Reed with USA Basketball's Jones Cup team and Roberts with the U.S. Olympic Festival South squad.

1995 — Bernadette Locke-Mattox is chosen as the fifth head coach of the Cats.

1995 — Stacey Reed graduates after four successful seasons at UK, leading the Cats in scoring both her junior and senior seasons, and assists and steals during all four years at Kentucky. Reed also broke UK's all-time career steals record with 309.

1998 — Mattox is chosen to be an assistant coach for the USA Basketball World Championship team.

1999 — The Cats turned heads by charting more than 20 wins for the first time in nine years and defeating three ranked opponents. After reaching the semifinals of the SEC Tournament, the Cats beat Nebraska in the first round of the NCAA Tournament before falling to UCLA in the second round.

1999 — Erica Jackson hit a jumper to upset South Carolina 78-76 in Columbia, the first time in five years UK had won a game there. The shot earned Compaq's "Play of the Week" and "Play of the Year" awards.

The Cats shucked the Nebraska Cornhuskers, 98-92, in the first round of the 1999 NCAA Tournament West Region in Los Angeles, Calif. UK scored a record-breaking 64 second-half points.



• Bernadette Mattox became the first female Division I assistant "bench" coach for a men's team, serving on former UK coach Rick Pitino's staff from 1990-94.

• Erica Jackson led the Cats in both assists and steals in her two seasons as a Wildcat.

• Jaye Barnes led the Cats in scoring in 1998.





1999 — UK celebrates 25 years of varsity women's basketball.

2000 — Shantia Owens becomes the first player from UK to be taken in the WNBA draft, selected 53rd by the Phoenix Mercury.

2000 — Tiffany Wait broke a school record for most games played with 122, also surpassing Jodie Whitaker on the Cats' all-time scoring list with 1,445 points.

2001 — The Wildcats took a summer tour of France and Switzerland and returned home with an unblemished 5-0 record.

2003 — Valerie Still's jersey is retired at halftime of the UK-Alabama game at Memorial Coliseum, marking the first time in school history that a woman's jersey was retired.

2003 — After 18 seasons as an assistant coach at Tennessee, Mickie DeMoss is named the sixth head coach of the UK women's basketball team.

Tiffany Wait is UK's 12th-all-time leading scorer with 1,445 points.

Valerie Still is the leader among all Wildcats for career scoring (2,763) and rebounding (1,525). Her jersey was the first to be retired for a female at UK.



Tubby Smith and Mickie DeMoss share a laugh in 2003.

After 18 seasons as the top assistant at Tennessee, DeMoss was hired as the sixth head coach of the UK women's basketball program on March 18, 2003.



2003 — Within months of her hire, Mickie DeMoss and her staff hit the recruiting trail and signed one of the most highly touted recruiting classes in school history. Many dubbed the 6th-ranked class as the “Fab Five”.

2003 — Coach Mickie DeMoss earned her first win as the head coach at Kentucky as the Wildcats downed IPFW, 79-59, on Nov. 21, 2003.

2004 — Kentucky celebrates 30 years of varsity women’s basketball.

2004 — Junior Sara Potts broke the school record for most 3-pointers made in a career (190) and single game (7).

2004 — Senior and Kentucky native Selia “SeSe” Helm ended her UK career etched in the record book in three different categories: scoring (5th), rebounding (8th) and field goals (3rd).

2004 — Enthusiasm generated by the hiring of the wildly popular Mickie DeMoss, combined with a brilliant and well-funded marketing plan, resulted in a staggering fan craze. Kentucky fans bought tickets at an unprecedented rate. UK ranked No. 1 nationally in increased attendance (3,488 more than the



2002-03 average), ranked No. 2 (behind perennial power Tennessee) in Southeastern Conference attendance, and was 16th nationally (5,182) in attendance average.

2004 — The Cats moved into second place in the all-time single-season attendance total when 8,429

fans witnessed UK vs. No. 1 Tennessee on January 29, 2004. UK drew 41,000 fans in 19 home games during the 1981-82 season when the Cats won the SEC title and attendance was at an all-time high. The 2003-04 Cats brought in a school-record 72,553 fans in just 14 home games.



Junior Sara Potts made a school-record seven three-pointers vs. High Point on Jan. 6, 2004.

UK set new season attendance records in 2003-04, averaging 5,182 fans per game.

Senior Selia “SeSe” Helm finished her career as one of the top scorers and rebounders in UK history.



Sara Potts concluded her illustrious career as the only player in UK women's basketball history to hit 200 or more 3-pointers in a career.

2004 — Sara Potts' 27 points help UK rally from a 17-point deficit to defeat Oregon State, 73-70, in the opening game of the Paradise Jam in St. Thomas, Virgin Islands.

2005 — Freshman center Sarah Elliott scored a team-high 15 points to lead UK to a 71-63 win over 18th-ranked Georgia in Rupp Arena. It was UK Hoops' first win over a ranked opponent in five seasons and the first under second-year coach Mickie DeMoss. Elliott was named SEC Freshman of the Week after that performance, the first freshman to receive the honor in Wildcat history.

2005 — UK Coach Mickie DeMoss makes her first return to Thompson-Boling Arena in Knoxville, Tenn., where she first made a name for herself as a coach. DeMoss is presented with a glass vase by UT Coach Pat Summitt before a standing ovation.

2005 — UK made its first postseason appearance since the 1998-99 season with a berth in the Sportsview.tv Women's National Invitation Tournament. The Wildcats were rewarded for their spectacular attendance with a host site throughout the tournament. The Cats made their longest postseason run in school history, advancing to the semifinals of the WNIT before falling to West Virginia in double overtime.

2005 — Sara Potts sank a jumper with 35 seconds remaining and fellow senior Danyelle Payne picked off Xavier sharpshooter Tara Boothe in the waning seconds as the Wildcats edged the Musketeers, 67-62, to advance to the tournament's semifinal round. Potts scored 29 of her 31 points in the final period to rally the Cats from a 14-point second-half deficit.

2005 — For the second consecutive season, the Wildcats broke the school's attendance record. A total of 90,663 fans passed through the turnstiles during the 2004-05 season, smashing the school's previous single-season attendance total of 72,553 set during the 2003-04 campaign.

2005 — Sara Potts finished her career as one of the most accomplished players in school history. She currently ranks eighth on the all-time scoring list (1,563 points). The lefty was UK's leading scorer in both her junior (16.8 ppg) and senior (15.6) campaigns.

2005 — Valerie Still was inducted into the charter class in the newly created UK Athletics Hall of Fame. She was the only female of the 88 inductees.

UK Hoops' average attendance (4,772) finished in the top 20 nationally for the second consecutive year.

UK completed the longest postseason run in school history by advancing to the 2005 WNIT final four. Potts, who averaged 27.8 points per game during the four-game run was named to the all-tournament team.



2005 — Kentucky began the season 8-0 its best start since the 1980-81 campaign. During that stretch the Wildcats defeated Indiana State and Hofstra to win the 2005 Pepperdine Thanksgiving Classic. It was UK's first regular season tournament title since winning the Dartmouth Blue Sky Classic in 2000.

2006 — DeMoss piloted a team that went from winning a combined 20 games in the two years prior to her arrival in 2003, to a record-breaking regular season that included the most wins (22) since 1989-90, the most conference wins in school history (nine), the highest conference finish (fourth) in 23 years, an appearance in the SEC Tournament semifinals for the first time in seven years, and UK's first bid in the NCAA Tournament in seven years with its highest seed (fifth) since 1983.

2006 — DeMoss was named the SEC Coach of the Year by the SEC coaches and *The Associated Press*. It was the first Coach of the Year honor in UK Hoops history.

2006 — Kentucky became just the fourth unranked team in the history of NCAA women's basketball to knock off a No. 1 team when the Cats defeated top-ranked Tennessee, 66-63, on Jan. 26, 2006—Junior Jenny Pfeiffer led the Cats in scoring with 16 points,

including 7-of-7 free-throws. Pfeiffer nailed the game-winning free-throws with 14.8 seconds remaining and junior Nastassia Alcius added two charity shots in the waning seconds of the game to ice the victory. It was Kentucky's first win over the Lady Vols in 20 years.

2006 — After defeating Ole Miss on the road and taking a 66-63 win over top-ranked Tennessee a game later, the Cats appeared in the top 25 national polls for the first time in 13 years. The Wildcats were ranked 21st in *The Associated Press* and 23rd in the *USA Today/ESPN* Coaches Poll for one week. UK's No. 21 ranking marked the highest ranking in the AP poll since receiving a No. 19 position on Feb. 10, 1985.

2006 — Sophomore Samantha Mahoney and freshman Carly Ormerod were named to the All-Southeastern Conference team. Mahoney was named to the second team, while Ormerod was named to the All-Freshman Team.

2006 — Kentucky's record-breaking season came to an end with a heartbreaking loss to No. 16/17 and fourth-seeded Michigan State, 67-63, in the NCAA second round. The Cats defeated UT-Chattanooga in the first round, 69-59.



Sophomore Samantha Mahoney was Kentucky's leading scorer in 2005-06, averaging 11.9 ppg. She currently ranks fifth on UK's all-time scoring list with 1,601 career points.

2006 — Kentucky once again set season ticket records as 4,803 season tickets were sold for the 2005-06 campaign. The Wildcats ranked 20th in the nation and third in the SEC in average attendance with 5,161 fans per game.

A then school-record attendance of 13,689 fans witnessed Kentucky upset No. 1 Tennessee, 66-63, in Rupp Arena on Jan. 26, 2006.

Coach DeMoss, who was named the SEC Coach of the Year by the SEC coaches and *The Associated Press*, led the Wildcats to the NCAA Tournament for the first time in seven years.





Jennifer Humphrey set a school record for rebounds by a senior in a single season with 351 rebounds in 2006-07. She also broke the UK mark for most games played in a career with 129.

2007 — Kentucky advanced to postseason play for the third consecutive season (one NCAA Tournament and two WNIT) for the first time in school history and captured back-to-back 20-win seasons for the first time since the 1989-90 and 1990-91 teams accomplished the feat.

2007 — Kentucky senior Jennifer Humphrey and juniors Sarah Elliott and Samantha Mahoney each were named to the All-Southeastern Conference teams. Elliott and Mahoney were named to the second team by the league coaches and Elliott also received second-team honors from The Associated Press. Humphrey and Mahoney were named honorable mention by the AP.

2007 — During halftime of the UK vs. Ole Miss game on Jan. 17, a special ceremony took place as 571 fallen soldiers from Kentucky were honored. Since its completion in 1950, Memorial Coliseum has borne the names of thousands of Kentucky's war dead. But the lists of names – framed and hung on the walls of the ramps along two sides of the coliseum – had not been updated since the end of the Vietnam War. Their names were added to those of their predecessors during the ceremony. A season-high 7,565 fans and family members of the fallen soldiers witnessed the special event in Memorial Coliseum.

2007 — The Wildcats participated in their third straight postseason tournament with a third-round finish in the postseason WNIT. UK defeated Oakland and Ball State on the road before falling Wisconsin on the Badgers' home floor, 67-61.

2007 — Jennifer Humphrey pulled down 964 career rebounds, becoming just the second Wildcat in UK history to chart over 900 rebounds in a career. Former All-American Valerie Still (1,525 rebounds) is the other Wildcat to accomplish the feat.

2007 — UK ranked in the nation's top 20 in average attendance for the third consecutive season. The Cats were 14th nationally and second in the SEC, averaging a school-record 5,863 fans per game.

2007 — After four seasons at the helm, Mickie DeMoss resigned April 11 as head coach. She compiled an overall record of 71-56 at Kentucky, including a 20-14 mark during the 2006-07 season.

2007 — Former UK Hoops assistant coach Matthew Mitchell was named the seventh head coach of the Kentucky women's basketball team on April 23.

UK ranked in the nation's top 20 in average attendance (14th) for the third consecutive season. UK averaged a school-record 5,863 fans per game.

Matthew Mitchell was named the seventh head coach in UK Hoops history on April 23, 2007. He was welcomed by UK President Dr. Lee T. Todd, Jr. and Athletics Director Mitch Barnhart.





Chelsea Chowning became the first women's basketball player in school history to earn Academic All-America honors when she was named to the 2008 ESPN The Magazine Academic All-America Third Team as selected by the College Sports Information Directors of America (CoSIDA).

2008 — With Kentucky's impressive come-from-behind victory over No. 17/14 Georgia in Athens, Ga., on Jan. 31 the Wildcats charted their first win over the Lady Dawgs since 2005, their first win in Athens since 1994 and their first win over a ranked SEC opponent on the road since 1986. It also marked UK's first win over any ranked opponent on the road since 1997.

2008 — Kentucky charted eight wins during regular season Southeastern Conference play, marking the second-most league wins in school history. In his first season as head coach of the Wildcats, Matthew Mitchell's eight SEC wins were the most conference wins by a first-year head coach in UK Hoops history.

2008 — A school-record five Wildcats earned post-season SEC honors. Samantha Mahoney and Sarah Elliott were named to the second team, Victoria Dunlap and Amber Smith were selected to the All-Freshman Team and Chelsea Chowning was named the SEC Scholar Athlete of the Year. Elliott and Mahoney also were named honorable mention All-SEC by *The Associated Press*.

2008 — The Wildcats participated in a school-record fourth consecutive postseason tournament with a quarterfinals finish in the WNIT. UK received a

first-round bye and defeated Middle Tennessee and James Madison in Memorial Coliseum before narrowly falling to eventual champion Marquette in the quarterfinals in Lexington.

2008 — Seniors Sarah Elliott and Samantha Mahoney played in 132 career game, breaking the school record of 129 games set by Jennifer Humphrey from 2003-07.

2008 — Senior center Sarah Elliott became UK's all-time leading blocker. She holds the school record for blocks in a game (6), season (56), and career (195).

2008 — UK ranked in the nation's top 25 and the SEC's top four in average attendance for the fifth consecutive season. The Cats were 23rd nationally and fourth in the SEC, averaging 4,765 fans per game.

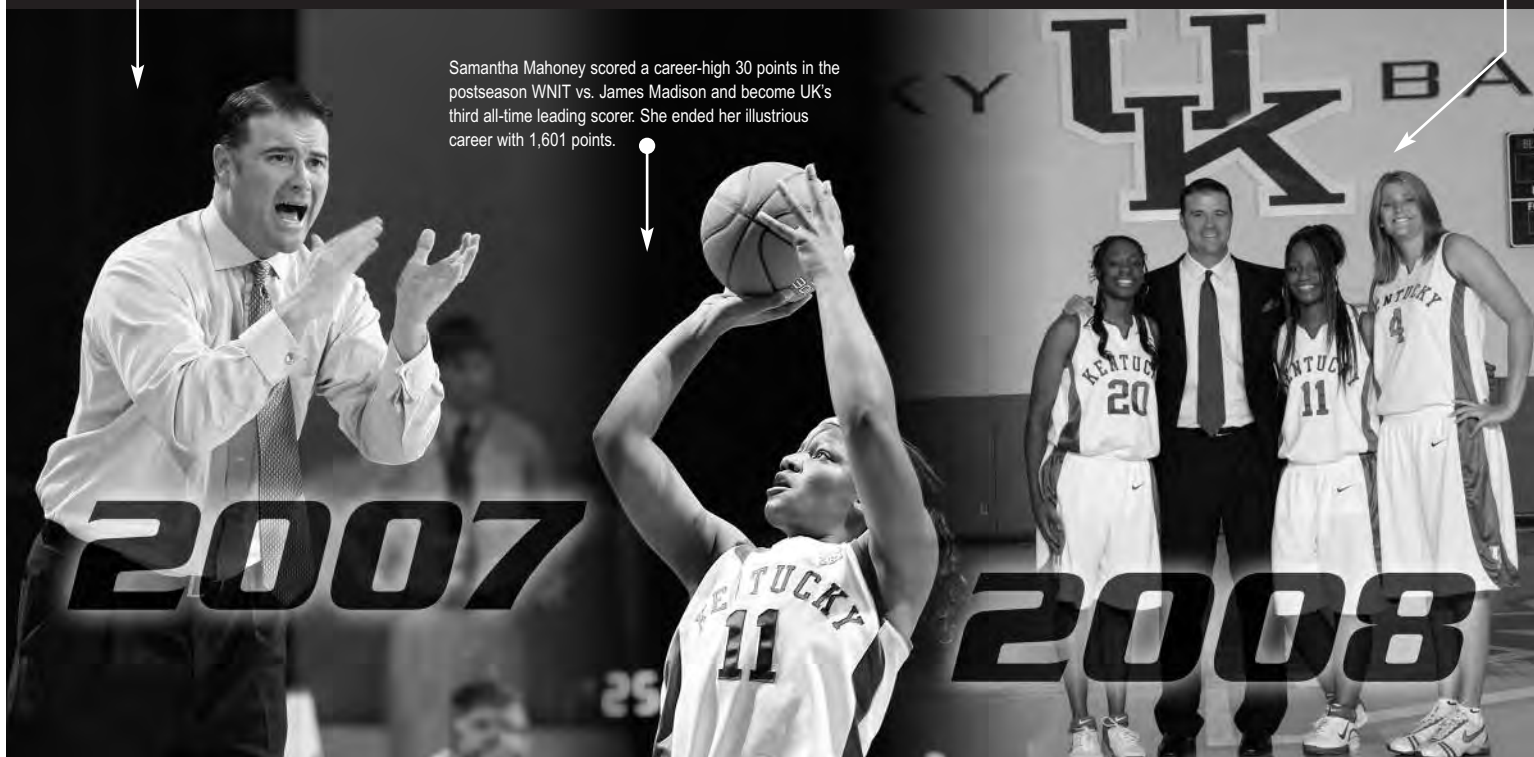
2008 — Kentucky saw a season-high attendance of 8,335 vs. No. 9 LSU in Rupp Arena on Jan. 27. It marked the fifth-largest crowd to see a women's game in Rupp Arena and was the seventh-largest crowd overall at UK.

2008 — Matthew Mitchell hired new assistant coaches Kyra Elzy and Matt Insell to replace Niya Butts (now the head coach at Arizona) and Vonn Read.

Coach Matthew Mitchell earned his first win as the head coach at Kentucky when the Wildcats defeated USC-Upstate in the season opener, 74-59, on Nov. 10, 2007.

Samantha Mahoney scored a career-high 30 points in the postseason WNIT vs. James Madison and become UK's third all-time leading scorer. She ended her illustrious career with 1,601 points.

Seniors Chanté Bowman, Sarah Elliott, and Samantha Mahoney will forever leave a mark on the program as they helped UK appear in four straight postseason tournaments and ink several "firsts" in UK Hoops history in their four-year career.





Senior Carly Ormerod was named the Most Valuable Player of the Courtyard LaGuardia Turkey Classic in 2008.

2008 — UK won the Courtyard LaGuardia Turkey Classic title in Long Island, N.Y., for its 27th tournament title in school history. The Cats defeated Yale and Long Island for the title.

2008 — Senior Carly Ormerod ended her illustrious career ranked on several career lists including, 3-pointers made (8th - 101), 3-pointers attempted (7th - 315), 3-pt field goal percentage (10th - .321) and assists per game (9th - 2.92).

2009 — Sophomore Victoria Dunlap totaled a team-high 290 rebounds which ranks seventh on UK's single-season rebounding list.

2009 — Kentucky's 10-point win (66-56) over No. 13/19 Tennessee on Feb. 19 was the third-highest margin of victory over the Lady Vols in the all-time series.

2009 — Senior center Eleia Roddy recorded 12 double-doubles during her senior season. With seven consecutive double-doubles, she became just the fourth player in school history and first since Jocelyn Mills in 1991 to record double-doubles in four or more straight games. She and former UK All-American Valerie Still are the only players in school history to have recorded five or more consecutive double-doubles.

2009 — Victoria Dunlap was named SEC Player of the Week after scoring 20 points and a pulling down a career-high 15 rebounds vs. Miami (Ohio) on Jan. 3. She became just the sixth player in school history to join the 20/15 club and the first player to accomplish the feat since Jennifer Humphrey did so in an SEC Tournament first-round win against Arkansas in 2007.

2009 — Senior center Eleia Roddy and sophomore forward Victoria Dunlap were named to the All-SEC Second Team by the league coaches.

2009 — UK ranked in the nation's top 25 and the SEC's top four in average attendance for the sixth consecutive season. The Cats were 21st nationally and fourth in the SEC, averaging 4,423 fans per game.

2009 — UK played every home game in Memorial Coliseum during the 2008-09 season. The Cats' 11 home wins were the most since the 2004-05 squad won 12 games in Memorial.

2009 — The Wildcats made their school-record fifth consecutive postseason appearance with a second-round finish in the Women's Invitational Tournament.

2009 — Matthew Mitchell hired new assistant coach Shalon Pillow to replace Wendy Palmer.

Matthew Mitchell became the first Kentucky head coach since Terry Hall in the 80-81 & 81-82 seasons to advance to postseason in the first two years at the helm.

Kentucky defeated No. 13/19 Tennessee, 66-56, on Feb. 19, 2009. It marked the Cats' first win over the Lady Vols in Memorial Coliseum in 23 years (Jan. 24, 1986).

UK was the only school in the SEC to boast two or more graduates on its roster (Carly Ormerod and Eleia Roddy) during the 2008-09 season. Ormerod graduated an entire year early while Roddy graduated a semester ahead of schedule.



2009 — UK opened “Year Three” of the Matthew Mitchell era with the first game of the women’s collegiate basketball season against first-time opponent Boston in Memorial Coliseum. The Cats went on to win 92-58, the first of a school-record tying 11 straight wins to start the 2009-10 season.

2010 — UK defeated intrastate Louisville, 101-67, in front of the eighth-largest crowd in Memorial Coliseum. The Cats set the school record for free throws made (36) and attempted (52) in a game.

2010 — Hardly on anyone’s radar in the preseason, UK quickly caught the rapt attention of Wildcat fans and foes alike on its way to rolling up a school-record 28 wins, including 11 in conference play, reaching the finals of the SEC Tournament and advancing to the NCAA Regional finals.

2010 — UK finished with a national ranking of ninth in the *USA Today*/ESPN Coaches Poll and 19th in the AP poll.

2010 — UK defeated No. 18/19 LSU in Baton Rouge on Jan. 28, snapping a 16-game losing skid to LSU, including an eight-game losing streak in Baton Rouge.

2010 — Junior Victoria Dunlap was named UK’s first SEC Player of the Year by the AP and the league coaches. She also became just the second player in UK history to earn State Farm/WBCA (formerly Kodak) All-America honors, joining three-time All-American Valerie Still.

2010 — Freshman guard A’dia Mathies was named UK’s first SEC Freshman of the Year by the league coaches. She also earned Full-Court Press Second Team Freshman All-America honors and was Second Team All-SEC as well as being a unanimous choice for the All-SEC Freshman Team.

2010 — UK ranked in the nation’s top 25 and the SEC’s top four in average attendance for the seventh consecutive season. The Cats were 14th nationally and second in the SEC, averaging 4,810 fans per game. A school-record 95,615 fans passed through the turnstiles.

2010 — UK ranked among the top 20 in four different team categories in the NCAA statistical rankings, including third nationally in turnover margin (+7.33).

2010 — The Wildcats made their school-record sixth consecutive postseason appearance with their seventh overall bid to the NCAA Tournament.



Kentucky went on the road and upset No. 18/19 LSU in Baton Rouge, La., on Jan. 28 to snap a 16-game losing streak to the Lady Tigers. Guard Crystal Riley, who transferred from LSU, was impressive against her former school, scoring 11 points off the bench.

UK, which received a No. 4 seed, advanced to the NCAA Elite Eight for just the second time in program history after upsetting top-seeded and ninth-ranked Nebraska in the Sweet 16.

The Cats went undefeated at home (17-0) for just the second time in school history. The 17 wins in Memorial Coliseum were a school record.

UK became just the second school in SEC history to sweep all three of the major SEC awards as Victoria Dunlap was SEC Player of the Year, A’dia Mathies was SEC Freshman of the Year and Matthew Mitchell was named SEC Coach of the Year. Tennessee did it prior to its 1998 national title.





2010 — UK won the Lady Eagle Thanksgiving Classic title in Hattiesburg, Miss., for its 28th regular-season tournament title in school history. The Cats defeated host-team Southern Miss in the championship game. Sophomore Adia Mathies was elected the MVP while freshman Kastine Evans was named to the All-Classic team.

2011 — Victoria Dunlap ended her career ranked in the top 10 of 14 career lists, including No. 1 in all-time games played and started (133) and No. 2 all-time in scoring (1,846), rebounding (1,099), blocks (178), steals (307), free-throws made (445) and free-throws attempted (714).

2011 — Victoria Dunlap was the 11th overall pick in the WNBA Draft as she was selected in the first round by the Washington Mystics. She became the highest draft pick in school history and the first UK player taken in the draft since Shantia Owens in 2000.

2011 — The Cats ranked 26th nationally and led the SEC in steals per game (11.0). UK charted double-digit steals in 20-of-34 games and were 17-3 when doing so. Victoria Dunlap led the way, ranking 17th nationally and topping the SEC with 3.1 steals per game.

2011 — The Cats ranked fifth nationally and led the SEC in turnover margin at +7.6. UK forced a league-high 24.0 turnovers per game while only turning it over 16.4 times per game. The Cats averaged 24.4 points per game off turnovers compared to the opponents' 13.3 ppg.

2011 — The Wildcats charted their second straight 20-win season, marking the first time UK accomplished that feat since the 2005-06 and 2006-07 seasons.

2011 — Kentucky finished 11th nationally in average attendance according to the official attendance rankings kept by the NCAA. It marked UK's highest ranking since leading the nation in attendance in 1982-83.

2011 — UK finished second in the SEC regular season and was runner-up in the SEC Tournament for the second straight season.

2011 — The Wildcats made their school-record seventh consecutive postseason appearance with a second-round finish in the NCAA Tournament. It marked UK's first back-to-back NCAA appearances since the 1982-83 seasons.

2011 — The Cats finished No. 17 in the final AP poll & No. 16 in final USA Today/ESPN coaches' poll. It marked the highest final AP ranking since the Wildcats finished 11th in 1983.

2012 — For the first time in three years, the Wildcats returned to Rupp Arena on Dec 8, 2011. The Wildcats looked pretty comfortable in their second home as they upset No. 6/5 Duke, 72-65, in front of a school-record 14,508 fans. Freshmen Bria Goss and Azia Bishop teamed up to combine for 31 points, 14 rebounds, four blocks and four steals on 15-24 shooting from the field. After defeating No. 10/11 Louisville just days before, the Duke win gave the Wildcats their first back-to-back wins over top 10 teams in school history.

The senior class of Victoria Dunlap, Carly Morrow and Amber Smith won 86 games in their careers, tying for the third-winningest class in school history.

Kentucky defeated Vanderbilt 80-71 on Feb. 20, 2011 in Nashville, Tenn., marking its first win in Memorial Gym since 1986.

Victoria Dunlap was the highest pick in the WNBA Draft in school history when she was selected in the first round as the 11th overall pick by the Washington Mystics in 2011.



2012 — A'dia Mathies turned in one of the most impressive individual performances in UK Hoops history, netting a career-best 34 points to go along with nine rebounds, two assists, two blocks and two steals in Kentucky's 61-60 win over No. 6/7 Tennessee in Memorial Coliseum. Mathies hit the game winner with 4.2 seconds remaining to snap the Lady Vols' 36-game SEC winning streak.

2012 — Kentucky defeated Mississippi State on Feb. 26, 76-40, giving the Wildcats their school-record 13th conference win and the outright SEC regular season championship, their first since 1982. UK charted an SEC-high 20 steals in the game, while forcing 33 turnovers. Ten players scored at least two points, led by A'dia Mathies and Bernisha Pinkett with 13 points apiece.

2012 — UK earned several postseason SEC honors as Matthew Mitchell was named SEC Coach of the Year by *The Associated Press*, A'dia Mathies was named SEC Player of the Year (Coaches & AP), Bria Goss was SEC Freshman of the Year (Coaches and AP) and Keyla Snowden was Co-6th Woman of the Year (Coaches). UK is the only SEC school to ever win three consecutive AP SEC Players of the Year honors. Victoria Dunlap was the AP SEC Player of the Year in 2010 and 2011, while Mathies was the 2012 AP SEC Player of the Year.

2012 — Kentucky completed one of the most successful seasons in school history with a 28-7 overall record, including an 18-0 mark at home, and an appearance in the Elite Eight for the second time in three years. The Wildcats defeated McNeese State, Green Bay and Gonzaga before falling to No. 3 Connecticut in the NCAA Regional Finals. Samarie Walker was named to the All-Regional Tournament team after averaging 13.3 points and 10.8 rebounds in four NCAA Tournament games.

2012 — The Cats finished No. 12 in the final AP poll & No. 8 in final *USA Today/ESPN* coaches' poll. It marked the highest final AP ranking since finishing 11th in 1983 and the highest final ranking in the coaches' poll in school history.

2012 — UK's defense, dubbed "40 minutes of dread," forced a school-record and NCAA-high 939 turnovers. The Cats forced Arkansas-Pine Bluff into a school-record 49 miscues.

2012 — UK hit a UK single-season and SEC-high 211 3-pointers, including 12 threes vs. Gonzaga, the most ever by the Cats in an NCAA Tournament game.

2012 — UK tied the school record for wins at 28. The record was set in 2009-10. UK also won a school-record 13 SEC games. The previous record was 11 in 2009-10 and 2010-11.

2012 — Matthew Mitchell hired new assistant coach Danielle Santos to replace Kyra Elzy.

2012 — Matthew Mitchell was awarded a new seven-year contract in May.



Junior DeNesha Stallworth eclipsed the 1,000-point mark for her career vs. DePaul on Dec. 7, 2012.

A'dia Mathies became the 28th member of UK's 1,000-point club and was named UK's third straight SEC Player of the Year.

The Wildcats won the 2012 SEC regular season championship, their first in 30 years.

UK was the only SEC school to go undefeated at home in 2011-12. The Wildcats posted an impressive 18-0 home record that season.



2012 — Kentucky defeated Alcorn State on Dec. 28 90-23, setting a new school record for the fewest points allowed.

2013 — The Wildcats won a school-record 30 games, charted 25-plus wins for a school-record fourth straight season, advanced to the NCAA Tournament for a school-record fourth straight season, including second consecutive Elite Eight appearance and third in the last four seasons.

2013 — UK set school records for consecutive wins (17), consecutive home wins (34), 3-point field goals made (240), 3-point field goals attempted (731), blocks (181) and steals (429) in a single season.

2013 — Kentucky won a school-record tying 13 games in Southeastern Conference play and advanced to the SEC Tournament championship game for the third time in the last four years.

2013 — The Wildcats averaged 75.4 points per game (second in the SEC) and defeated opponents by a +17.5 margin (first in the SEC). It was the highest scoring average since the 1993-94 team averaged 77.9 points per game and second-highest scoring margin in school history. The 1979-80 team outscored opponents by a school record +17.7.

2013 — The Wildcats forced 853 turnovers (second on the single-season list), marking the fourth straight season to force 800 or more.

2013 — Senior A'dia Mathies concluded her outstanding career ranked in the top 10 of 13 career lists, including second in scoring. She became just the fifth player in UK history, men or women, to reach 2,000 career points, joining Wildcat greats Dan Issel (2,138, 1967-70), Kenny "Sky" Walker (2,080, 1982-86), Jack "Goose" Givens (2,038, 1974-78) and UK Hoops' all-time leading scorer Valerie Still (2,763, 1979-83).

2013 — Three players were honored by the SEC, including Mathies, who was named the 2013 SEC Co-Player of the Year along with Tennessee's Meighan Simmons. Stallworth joined Mathies on the All-SEC First Team, while junior forward/center Samarie Walker was named to the All-SEC Second Team and All-Defensive Team. Mathies was also named AP SEC Player of the Year, becoming the first player to win back-to-back SEC Player of the Year honors from the league coaches since Seimone Augustus of LSU earned it in 2005 and 2006.

2013 — UK ended the regular season at No. 7 in both *The Associated Press* poll and the 31-member Board of Coaches poll. It marked the highest rankings in the final polls in school history.

2013 — The Cats ended their home season ranked 11th nationally in average attendance. They have ranked in the top 25 nationally, and in the SEC's top four in average attendance 11 straight seasons.

2013 — Mathies set UK's all-time steals record with 320. The previous record was 309 by Stacey Reed from 1991-95.

2013 — Mathies was chosen as the 10th overall pick in the WNBA draft by the Los Angeles Sparks, becoming the highest draft pick in school history and UK's second first-round pick in the last three seasons.

2013 — Matthew Mitchell hired new assistant coach Jeff House to replace Matt Insell.



The attendance of 18,488 vs. DePaul in Rupp Arena on Dec. 7, 2012 set a new school record.

Coach Matthew Mitchell became UK's all-time winningest coach on March 3 with a 78-65 win over No. 8 Tennessee.

A'dia Mathies and Brittany Henderson became the winningest class in school history with a 111-30 (.787) overall record, including a 64-3 (95.5) mark at home, and the first to go to four straight NCAA Tournaments.

THE VICTORY CLUB



The Victory Club is the official booster club of Kentucky women's basketball. Over 100 members support UK through financial contributions, game attendance and community visibility. They also arrange bus trips, receptions, halftime hospitality and much, much more. Join the UK Women's Basketball

family by emailing Beth Price at beth.price@uky.edu or visiting UKAthletics.com for more information.



The "Stephanie Stumbo Award" is given by the Victory Club in recognition of an individual who has made outstanding and unselfish contributions to Kentucky Women's Basketball.

Recipients:

- Stephanie Stumbo - 2005-06
- Chante' Bowman - 2006-07
- Chelsea Chowning - 2007-08
- Carly Ormerod - 2008-09
- Crystal Riley - 2009-10
- Kastine Evans - 2011-12
- Jelléah Sidney - 2012-13 (pictured above)


* No award was given in 2010-11




A special award was introduced in 2009 called the "Susan B. Feamster Trailblazer Award." Presented by the Victory Club, the annual award embodies the characteristics of leadership, vision, innovation, and pioneering efforts in launching women's athletics.

Recipients:

- Gloria Singletary - 2009
- Marjorie Ann "Mimi" Porter - 2010
- Ceal Barry - 2011
- Valerie Still - 2012 (pictured above)
- UK's first women's sports coaches - 2013



The Victory Club annually hosts the "Tip-Off Banquet" and an end-of-the-year banquet for the women's basketball team. They also take an annual bus trip to a UK Hoops away game.



RADIO/TELEVISION CHART

 <p>JENNIFER O'NEILL POINT GUARD</p> <p>0 5-6 – Jr. Bronx, N.Y. (Saint Michael Academy)</p>	 <p>JANEE THOMPSON POINT GUARD</p> <p>3 5-7 – So. Chicago, Ill. (Whitney Young HS)</p>	 <p>KYVIN GOODIN-ROGERS FORWARD</p> <p>5 6-1 – Fr. Lebanon, Ky. (Marion Co. HS)</p>	 <p>BERNISHA PINKETT GUARD</p> <p>10 5-7 – Sr. Washington, D.C. (Howard D. Woodson HS)</p>	 <p>DENESHA STALLWORTH FORWARD</p> <p>11 6-3 – Sr. Richmond, Calif. (Pinole Valley HS/California)</p>	 <p>JELLÉAH SIDNEY FORWARD</p> <p>12 6-2 – Jr. Queens Village, N.Y. (Queens Village, N.Y./Chipola JC/Saint Michael Academy)</p>
 <p>BRIA GOSS GUARD</p> <p>13 5-10 – Jr. Indianapolis, Ind. (Ben Davis HS)</p>	 <p>LINNAE HARPER GUARD</p> <p>15 5-8 – Fr. Chicago, Ill. (Whitney Young HS)</p>	 <p>SAMARIE WALKER FORWARD</p> <p>23 6-1 – Sr. West Carrollton, Ohio (Chaminade-Julienne HS/UCConn)</p>	 <p>MAKAYLA EPPS GUARD</p> <p>25 5-10 – Fr. Lebanon, Ky. (Marion Co. HS)</p>	 <p>SAMANTHA DRAKE FORWARD/CENTER</p> <p>31 6-3 – Sr. Bardstown, Ky. (Nelson Co. HS)</p>	 <p>KASTINE EVANS GUARD</p> <p>32 5-8 – Sr. Salem, Conn. (Norwich Free Academy)</p>
 <p>AZIA BISHOP FORWARD/CENTER</p> <p>50 6-3 – Jr. Toledo, Ohio (Start HS)</p>	<p>COACHING STAFF</p>	 <p>MATTHEW MITCHELL HEAD COACH</p> <p>7th Season Louisville, Miss. (Mississippi State, '95)</p>	 <p>JEFF HOUSE ASSISTANT COACH</p> <p>1st Season Jamestown, N.Y. (Nazareth College, '87)</p>	 <p>SHALON PILLOW ASSISTANT COACH</p> <p>5th Season Addyston, Ohio (Tennessee, '02)</p>	 <p>DANIELLE SANTOS ASSISTANT COACH</p> <p>2nd Season Marietta, Ga. (Florida, '06)</p>



KENTUCKY WOMEN'S BASKETBALL 2013.14



Azia



Samantha



Makayla



Kastine



Kyvin



Bria



Linnae



Jennifer



Bernisha



Jelléah



DeNesha



Janee



Samarie

NOVEMBER

03	vs ECKERD COLLEGE (EXH.)	LEXINGTON		1:00 pm
08	at Marist	LEXINGTON		7:00 pm
10	at Wagner	LEXINGTON		1:00 pm
13	vs GEORGIA SOUTHERN	LEXINGTON		11:00 am
17	vs CENTRAL MICHIGAN	LEXINGTON	UK IMG/FSN	2:00 pm
21	vs LIPSCOMB	LEXINGTON		7:00 pm
24	at Middle Tennessee	LEXINGTON		3:00 pm
27	vs BRADLEY	LEXINGTON		Noon

12	vs MISSOURI *	LEXINGTON		5:00 pm
19	at Auburn *	Auburn, Ala.	ESPNU	2:00 pm
23	vs ALABAMA *	LEXINGTON	SEC TV	7:00 pm
26	vs ARKANSAS *	LEXINGTON	SPSO	1:00 pm
30	at Georgia *	Athens, Ga.	SPSO	9:00 pm

DECEMBER

01	vs LOUISVILLE	LEXINGTON	UK IMG/FSN	1:00 pm
06	vs Baylor	LEXINGTON		7:30 pm
12	at Depaul	LEXINGTON	Fox Sport 1	7:00 pm
15	vs ETSU	LEXINGTON	UK IMG/FSN	2:00 pm
22	vs DUKE (Rupp Arena)	LEXINGTON	UK IMG/FSN	3:00 pm
29	vs GRAMBLING ST.	LEXINGTON	UK IMG/FSN	2:00 pm

FEBRUARY

02	vs LSU *	LEXINGTON	SPSO	Noon
09	at Florida *	Gainesville, Fla.	CSS	Noon
13	vs OLE MISS *	LEXINGTON	SPSO	7:00 pm
16	at Tennessee *	Knoxville, Tenn.	ESPN	1:00 pm
20	vs SOUTH CAROLINA *	LEXINGTON	UK IMG/FSN	7:00 pm
23	at Texas A&M *	College Station, Texas	ESPN2	2:00 pm
27	at Mississippi State *	Starkville, Miss.		8:00 pm

MARCH

02	vs VANDERBILT *	LEXINGTON	ESPN2	4:00 pm
05-09	SEC Tournament	Duluth, Ga.		TBA

JANUARY

02	at Alabama *	Tuscaloosa, Ala.		8:00 pm
05	vs FLORIDA *	LEXINGTON	CSS	3:00 pm
09	at South Carolina *	Columbia, S.C.		7:00 pm

* denotes SEC match - all home matches in **BOLD CAPS** - all game times EST and subject to change

#NEXT • @UKHoopcats • UKathletics.com