



SOUTH CAROLINA GAMECOCKS

2015 FOOTBALL GAME NOTES

SOUTH CAROLINA (1-0, 0-0) vs. KENTUCKY (1-0, 0-0)
Williams-Brice Stadium (80,250), Columbia, S.C.
September 12, 2015, 7:30 p.m. ET

ON THE AIR

TELEVISION

National Broadcast SEC Network
 Play-by-Play Brent Musburger
 Analysis Jesse Palmer
 Sideline Maria Taylor

RADIO

National Broadcast ESPN Radio
 Play-by-Play Bill Rosinski
 Analysis David Norrie
 Sideline Joe Schad

Gamecock IMG Sports Network

Play-by-Play Todd Ellis
 Analysis Tommy Suggs
 Sideline Langston Moore

Satellite Radio Sirius 102/XM 102

QUICK FACTS

Location Columbia, S.C.
 Founded 1801
 Enrollment 32,972
 Head Coach Steve Spurrier
 Alma Mater Florida (1967)
 South Carolina Record 85-45 (11th year)
 Career Record 227-85-2 (26th year)
 Deke Adams Defensive Line
 Kirk Botkin* Linebackers
 Shawn Elliott Co-Off. Coord./Offensive Line
 Jon Hoke Co-Def. Coord./Defensive Backs
 G.A. Mangus Quarterbacks/Tight Ends
 Joe Robinson Special Teams Coordinator
 Everette Sands Running Backs
 Steve Spurrier Jr.* Co-Off. Coord./WR/RC
 Lorenzo Ward Co-Defensive Coordinator
 Assistant AD/Media Relations Steve Fink
 Fink Email finksc@mailbox.sc.edu
 Fink Office 803-777-7987
 Fink Cell 803-240-5268
 Official Website www.gamecocksonline.com
 Press Box 803-777-2040

*-in booth



2015 SOUTH CAROLINA SCHEDULE



vs. NORTH CAROLINA TAR HEELS: Thursday, September 3 SC 17, UNC 13
 Bank of America Stadium, Charlotte, N.C.; Attend: 51,664 SC 1-0 Overall; 0-0 SEC
 Moore picks off 2 passes to earn SEC Defensive POW; Carson's 48-yard TD is the game-winner



vs. KENTUCKY WILDCATS: Saturday, September 12 - 7:30 pm - SEC Network
 Williams-Brice Stadium (80,250), Columbia, S.C.
 South Carolina leads 17-8-1; South Carolina has won 13 of the last 15 meetings



at GEORGIA BULLDOGS: Saturday, September 19 - 6 pm - ESPN
 Sanford Stadium (92,746), Athens, Ga.
 Georgia leads 47-18-2; South Carolina has won 4 of the last 5 meetings



vs. UCF KNIGHTS: Saturday, September 26 - TBA - TBA
 Williams-Brice Stadium (80,250), Columbia, S.C.
 South Carolina leads 4-0; Coach Spurrier's first game at SC was a 24-15 win over UCF in 2005



at MISSOURI TIGERS: Saturday, October 3 - TBA - TBA
 Memorial Stadium (72,000), Columbia, Mo.
 Missouri leads 3-2; Last two games were a two-overtime win by SC and a one-point win by MU



vs. LSU TIGERS: Saturday, October 10 - TBA - TBA
 Williams-Brice Stadium (80,250), Columbia, S.C.
 LSU leads 17-2-1; South Carolina's only win over LSU in Columbia came in 1930



vs. VANDERBILT COMMODORES: Saturday, October 17 - TBA - TBA
 Williams-Brice Stadium (80,250), Columbia, S.C.
 South Carolina leads 20-4; South Carolina has won the last 6 meetings



at TEXAS A&M AGGIES: Saturday, October 31 - TBA - TBA
 Kyle Field (102,512), College Station, Texas
 Texas A&M leads 1-0; South Carolina's first trip to College Station



at TENNESSEE VOLUNTEERS: Saturday, November 7 - TBA - TBA
 Neyland Stadium (102,455), Knoxville, Tenn.
 Tennessee leads 24-7-2; Last three games have been decided by three points or less



vs. FLORIDA GATORS: Saturday, November 14 - TBA - TBA
 Williams-Brice Stadium (80,250), Columbia, S.C.
 Florida leads 24-8-3; South Carolina has won 4 of the last 5 meetings



vs. THE CITADEL BULLDOGS: Saturday, November 21 - TBA - TBA
 Williams-Brice Stadium (80,250), Columbia, S.C.
 South Carolina leads 40-7-3; South Carolina has won 25 of the last 27 meetings



vs. CLEMSON TIGERS: Saturday, November 28 - TBA - TBA
 Williams-Brice Stadium (80,250), Columbia, S.C.
 Clemson leads 66-42-4; South Carolina has won 5 of the last 6 meetings

QUICKLY...

- ◆ It's the 2015 home opener and the SEC opener for South Carolina as the Gamecocks (1-0, 0-0 SEC) will host the Kentucky Wildcats (1-0, 0-0 SEC) on Saturday, September 12. Game time is set for 7:30 p.m. at Williams-Brice Stadium (80,250) in Columbia. The contest will be televised on the SEC Network and ESPN will produce a national radio broadcast.
- ◆ The Gamecocks opened the 2015 season with a 17-13 win over North Carolina in Charlotte on September 3. The win improved South Carolina's record to 81-37-4 in 122 season openers, and was their 15th season-opening win in the last 16 years. Kentucky outlasted Lafayette, 40-33, in Lexington.
- ◆ The Gamecocks are playing in their 24th season of SEC Football. The Gamecocks are 10-13 in SEC openers, including a 3-5 mark when opening SEC play at home. In SEC openers, Carolina is 7-11 vs. Georgia (3-4 at home; 4-7 on the road); 2-1 versus Vanderbilt (all on the road); 1-0 at Mississippi State and 0-1 at home vs. Texas A&M.



KENTUCKY

1-0 Overall; 0-0 SEC

Head Coach Mark Stoops
 Alma Mater Iowa (1989)
 Kentucky Record.....8-17 (3rd year)
 Career Record8-17 (3rd year)
 Football ContactSusan Lax
 Email SLax0@uky.edu
 Office.....859-257-8420
 Cell859-608-5019
 Official Website..... www.ukathletics.com

WILDCATS SCHEDULE

09/03	Louisiana-Lafayette	W, 40-33
09/12	at South Carolina*	7:30 pm
09/19	Florida*	7:30 pm
09/26	Missouri*	TBA
10/03	Eastern Kentucky	TBA
10/15	Auburn*	7 pm
10/24	at Mississippi State*	TBA
10/31	Tennessee*	TBA
11/07	at Georgia*	TBA
11/14	at Vanderbilt*	TBA
11/21	Charlotte	TBA
11/28	Louisville	TBA

*SEC game

SERIES CAPSULE

Series History.....SC leads 17-8-1
 In Columbia.....SC leads 8-3-1
 In LexingtonSC leads 9-5-0
 First MeetingUK 27, SC 7(1937)
 Last MeetingUK 45, SC 38 (2014)
 Last SC Win.....SC 35, UK 28 (2013)
 Current Streak.....UK has won 1 straight
 Spurrier vs. Kentucky 20-2
 Stoops vs. South Carolina..... 1-1

SC vs. KENTUCKY LAST 10 GAMES

YEAR	DATE	W/L	SCORE	H/A
2005	10/08	W	44-16	H
2006	10/07	W	24-17	A
2007	10/04	W	38-23	H
2008	10/11	W	24-17	A
2009	10/10	W	28-26	H
2010	10/16	L	28-31	A
2011	10/08	W	54-3	H
2012	09/29	W	38-17	A
2013	10/05	W	35-28	H
2014	10/04	L	38-45	A

CAROLINA VS. KENTUCKY: This is the 27th meeting in a series that dates back to 1937 between the Gamecocks and Wildcats. Carolina leads the all-time series 17-8-1, including an 8-3-1 mark in Columbia and a 9-5 advantage in Lexington. South Carolina had its three-game winning streak in the series snapped last year in Lexington, when the Wildcats overcame a 14-point fourth-quarter deficit to escape with a 45-38 win. The teams played just three times (1937, 1978 and 1981) before Carolina joined the SEC for the 1992 season. Since then, they have met every year. Since joining the league, the Gamecocks own a 16-7 record against UK, including wins in 13 of the 15 meetings in this century.

SPURRIER VS. KENTUCKY: South Carolina head coach Steve Spurrier owns a 20-2 all-time record against Kentucky, including an 8-2 mark as head coach at South Carolina. The 20 wins matches his mark against Vanderbilt (20-2) as his most wins against any school. He also has double-digit wins against Georgia (16-6), Tennessee (14-10), LSU (11-4), Auburn (10-9) and South Carolina (10-1). Coach Spurrier's offenses have scored 30+ points in 17 of 22 games against Kentucky, including 10 games of 40+ points.

21-GUN SALUTE: Head coach **Steve Spurrier** is looking for his 21st career victory against Kentucky. He is currently 20-2 all-time against the Wildcats. No current Division I coach has 21 wins against any one school. Here is the list of current head coaches with the most wins against one school:

Head Coach	School	Opponent	Record
Steve Spurrier	South Carolina	Kentucky	20-2
Steve Spurrier	South Carolina	Vanderbilt	20-2
Bill Snyder	Kansas State	Iowa State	19-4
Bill Snyder	Kansas State	Kansas	19-4
Frank Beamer	Virginia Tech	Virginia	19-9

THE LAST TIME THEY MET: Kentucky scored 21 points in the final 8:06 of the game to pull out a 45-38 come-from-behind victory over South Carolina in Lexington on October 4, 2014. In a seesaw battle, the Gamecocks opened up a 17-7 lead, fell behind 24-17, then rallied to take a 38-24 lead midway through the fourth period, but could not contain Jojo Kemp, who rushed 17 times for 131 yards and three scores. UK defensive end Alvin Dupree intercepted a pass and returned it six yards for the game-winning score with just 2:29 on the clock. **Mike Davis** had a big game for the Gamecocks, rushing 23 times for a game-high 183 yards and three scores. **Dylan Thompson** completed 23-of-37 passes for 218 yards as Carolina rolled up 500 yards of offense, but was picked off three times.

THE LAST TIME THEY MET HERE: The 13th-ranked Gamecocks opened up a 27-7 lead over Kentucky heading into the final stanza, but the Wildcats made it interesting with 21 fourth-quarter points before falling by a 35-28 count in Columbia on Oct. 5, 2013. **Mike Davis** rushed for 106 yards and two touchdowns and quarter-

South Carolina-Kentucky By the Numbers

	SC	UK
Record	1-0	1-0
Points/Game	17.0	40.0
Opp. Points/Game	13.0	33.0
Rushing Attempts	47	26
Yards Rushing/Game	254.0	178.0
Opp. Rushing Attempts	32	47
Opp. Yards Rush/Game	208.0	247.0
Passes Attempted	27	34
Passes Completed	12	16
Yards Pass/Game	140.0	257.0
Opp. Passes Attempted	31	41
Opp. Passes Completed	19	26
Opp. Yards Pass/Game	232.0	232.0
Total Plays	74	60
Total Offense	394	435
Avg. Yards/Game	394.0	435.0
Avg. Yards/Play	5.3	7.2
Opp. Total Plays	63	88
Opp. Total Offense	440	479
Opp. Total Yards/Game	440.0	479.0
Opp. Total Yards/Play	7.0	5.4
3rd Down Conv.	47%	36%
Opp. 3rd Down Conv.	39%	37%
4th Down Conv.	1-2	1-1
Opp. 4th Down Conv.	0-2	3-4
Avg. Poss. Time/Game	35:38	22:55

SOUTH CAROLINA VS. KENTUCKY

Most Points - SC	54 (2011)
Most Points - UK	45 (2014)
Most Points - Combined	83 (2014)
	UK 45, SC 38
Biggest Margin Victory - SC.....	51 (2011)
	SC 54, UK 3
Biggest Margin Victory - UK.....	20 (twice)
	UK 27, SC 7 (1937)
	UK 30, SC 10 (1999)
Longest Winning Streak - SC	10 (2000-09)
Longest Winning Streak - UK	2 (twice)
	(1992-93; 1998-99)

back **Connor Shaw** added 312 yards of total offense, including 262 through the air on 17-of-20 passing. **Damiere Byrd** had one of the top days of his career, catching five passes for 94 yards, including a 62-yard TD catch on the first drive of the game.

2015 SEC STANDINGS

EASTERN DIVISION

	SEC	PCT	PF	PA	ALL	PCT	PF	PA
S. Carolina	0-0	.000	0	0	1-0	1.000	17	13
Florida	0-0	.000	0	0	1-0	1.000	61	13
Georgia	0-0	.000	0	0	1-0	1.000	51	14
Kentucky	0-0	.000	0	0	1-0	1.000	40	33
Missouri	0-0	.000	0	0	1-0	1.000	34	3
Tennessee	0-0	.000	0	0	1-0	1.000	59	30
Vanderbilt	0-0	.000	0	0	0-1	.000	12	14

WESTERN DIVISION

	SEC	PCT	PF	PA	ALL	PCT	PF	PA
Alabama	0-0	.000	0	0	1-0	1.000	35	17
Arkansas	0-0	.000	0	0	1-0	1.000	48	13
Auburn	0-0	.000	0	0	1-0	1.000	31	24
Ole Miss	0-0	.000	0	0	1-0	1.000	76	3
Miss State	0-0	.000	0	0	1-0	1.000	34	16
Texas A&M	0-0	.000	0	0	1-0	1.000	38	17
LSU	0-0	.000	0	0	0-0	.000	0	0

Last Week in the SEC

South Carolina 17, North Carolina 13

Western Kentucky 14, Vanderbilt 12

Alabama 35, Wisconsin 17

Arkansas 48, UTEP 13

Auburn 31, Louisville 24

Florida 61, New Mexico State 13

Georgia 51, Louisiana-Monroe 14

Kentucky 40, Louisiana-Lafayette 33

Ole Miss 76, UT Martin 3

Mississippi State 34, Southern Miss 16

Missouri 34, SE Missouri State 3

Tennessee 59, Bowling Green 30

Texas A&M 38, Arizona State 17

McNeese State at LSU, cancelled

This Week in the SEC

September 12

***Kentucky at South Carolina, 7:30 pm**

Jacksonville State at Auburn, Noon

*Georgia at Vanderbilt, 3:30 pm

Fresno State at Ole Miss, 3:30 pm

Middle Tennessee at Alabama, 4 pm

Toledo vs. Arkansas (in Little Rock), 4 pm

Oklahoma at Tennessee, 6 pm

Missouri at Arkansas State, 7 pm

East Carolina at Florida, 7 pm

Ball State at Texas A&M, 7 pm

*LSU at Mississippi State, 9:15 pm

Next Week in the SEC

September 19

UConn at Missouri, Noon

Nevada at Texas A&M, Noon

*Auburn at LSU, 3:30 pm

Northwestern State at Mississippi State, 4 pm

Austin Peay at Vanderbilt, 4 pm

***South Carolina at Georgia, 6 pm**

Western Carolina at Tennessee, 7 pm

Texas Tech at Arkansas, 7 pm

*Florida at Kentucky, 7:30 pm

*Ole Miss at Alabama, 9:15 pm

A South Carolina win over Kentucky would...

- ◆ Give the Gamecocks a 2-0 start to the season for the first time since 2012 when they won their first six contests en route to an 11-2 campaign.
- ◆ Improve the Gamecocks' record to 11-13 in Southeastern Conference openers. The Gamecocks are currently 10-13 in SEC openers, including a 3-5 mark when opening SEC play at home.
- ◆ Give the Gamecocks their 14th win in their last 16 meetings with the Wildcats.
- ◆ Improve head coach Steve Spurrier's record over Kentucky to 21-2. He would become the only active Division I coach with 21 victories against one school.

YOU ARE LOOKING LIVE: The 2015 SEC slate gets underway when the South Carolina Gamecocks (1-0, 0-0 SEC) host the Kentucky Wildcats (1-0, 0-0 SEC) on Saturday, September 12, at Williams-Brice Stadium (80,250) in Columbia. Game time is set for 7:30 pm ET and the contest will be televised by the SEC Network. Brent Musburger has the call with Jesse Palmer providing color commentary and Maria Taylor patrolling the sidelines. ESPN Radio is also on hand with Bill Rosinski and David Norrie in the booth and Joe Schad working the sidelines.

A HISTORY LESSON: 2015 marks the 122nd season of intercollegiate football at the University of South Carolina, dating back to 1892. It is the 109th-consecutive year in which South Carolina has competed on the gridiron. The University did not field a team in either 1893 or 1906. Carolina is 31 games over the .500 mark with an all-time record of 584-553-44. The Gamecocks were nine games under .500 until head coach Steve Spurrier took the reins in 2005, but are 40 games over since that time (85-45).

SEC, SEC: 2015 marks South Carolina's 24th year of football in the Southeastern Conference. Carolina and Arkansas joined the league prior to the 1992 campaign. The Gamecocks earned their first SEC Eastern Division title in the 2010 season. Carolina was 37-66-1 (.361) in SEC action from 1992-2004, but are 44-36 (.550) in conference play since Coach Spurrier took the reins, including a 21-11 mark over the last four years.

CURING KIDS CANCER: When the University of South Carolina takes the field against Kentucky on September 12, their coaches and players will kick off the third annual Curing Kids Cancer awareness campaign.

This campaign highlights National Childhood Cancer Awareness Month in September. Cancer is the leading cause of disease-related death for children. Gold is the official color for childhood cancer awareness.

Gamecock players and coaches will both wear Curing Kids Cancer glow-in-the-dark wristbands while coaches will wear golf whistles and Curing Kids Cancer lanyards. Fans can support their teams by wearing the same stickers, wristbands and whistles, which can be purchased at curingkids.org/blowthewhistle.

In honor of the support from the University of South Carolina, Curing Kids Cancer will make a donation to fund pediatric cancer research at Palmetto Health Children's Hospital in Columbia, South Carolina.

THE LAST TIME OUT: South Carolina opened its 2015 season with a hard-fought 17-13 win over North Carolina in Charlotte on Thursday, September 3. Senior tailback **Shon Carson** broke a 48-yard touchdown run on his first carry of the season early in the fourth quarter that proved to be the difference-maker. Junior linebacker **Skai Moore** picked off a pass in the endzone with just over three minutes to play, his second interception in the endzone of the game, to preserve the victory. The Tar Heels outgained the Gamecocks 440-394, but South Carolina won the turnover battle by plus-3 and held over an 11-minute advantage in time of possession to secure the win.

BEATING THE ACC, AGAIN: When South Carolina defeated the Tar Heels last week, it marked the Gamecocks' eighth victory in their last 10 games against ACC opponents, dating back to the start of the 2009 season. Since that time, South Carolina is 5-1 versus Clemson, 2-0 against North Carolina, 1-0 versus NC State and 0-1 against Florida State.

RISE UP DEFENSE: The Gamecock defense bent but did not break in the win over North Carolina, shutting out the Tar Heels over the final 30 minutes and holding a team that averaged 33 points a game a year ago to just two field goals over the final three periods.

SACK ATTACK IS BACK: The Gamecock defense, led by third-team defensive tackle **Kelsey Griffin's** 1.5 sacks, recorded four sacks in the win over North Carolina. Both the 1.5 sacks by an individual and the four sacks by the team bettered the season-best marks of 2014, when the individual game high was 1.0 and the team high was three in the win over South Alabama. The Gamecocks totaled just 14 sacks in all of 2014.

SEEING RED: The Gamecock defense was especially strong in the redzone, limiting North Carolina to just one score in their three trips inside the Gamecocks' 20-yard line. Junior linebacker **Skai Moore** single-handedly stopped two drives with interceptions in the endzone.

TAKING OUR TIME: South Carolina controlled the ball for over 11 minutes more than their blue-clad opponents from north of the border in the season-opening win. The Gamecocks chewed up 35:38 of the clock while running 74 plays and held the fast-paced UNC attack to just 63 plays and 24:22 of the clock. The Gamecocks were able to rush for two first downs in the final 3:29 to put the game away.

2015 Polls

Associated Press

1.	Ohio State (61)	14-1	1525
2.	TCU	12-1	1428
3.	Alabama	12-2	1322
4.	Baylor	11-2	1263
5.	Michigan State	11-2	1256
6.	Auburn	8-5	1192
7.	Oregon	13-2	1156
8.	Southern California	9-4	1085
9.	Georgia	10-3	991
10.	Florida State	13-1	959
11.	Notre Dame	8-5	873
12.	Clemson	10-3	862
13.	UCLA	10-3	698
14.	LSU	8-5	675
15.	Arizona State	10-3	605
16.	Georgia Tech	11-3	588
17.	Ole Miss	9-4	563
18.	Arkansas	7-6	410
19.	Oklahoma	8-5	394
20.	Wisconsin	11-3	393
21.	Stanford	8-5	347
22.	Arizona	10-4	311
23.	Boise State	12-2	240
24.	Missouri	11-3	219
25.	Tennessee	7-6	114

USA Today Coaches

1.	Ohio State (62)	14-1	1598
2.	TCU (1)	12-1	1487
3.	Alabama (1)	12-2	1452
4.	Baylor	11-2	1365
5.	Oregon	13-2	1260
6.	Michigan State	11-2	1230
7.	Auburn	8-5	1103
8.	Florida State	13-1	1057
9.	Georgia	10-3	1026
10.	Southern California	9-4	1014
11.	Notre Dame	8-5	883
12.	Clemson	10-3	838
13.	LSU	8-5	727
14.	UCLA	10-3	697
15.	Ole Miss	9-4	668
16.	Arizona State	10-3	577
17.	Georgia Tech	11-3	573
18.	Wisconsin	11-3	470
19.	Oklahoma	8-5	407
20.	Arkansas	7-6	377
21.	Stanford	8-5	365
22.	Arizona	10-4	299
23.	Missouri	11-3	229
24.	Boise State	12-2	190
25.	Tennessee	7-6	166

THE GREAT EQUALIZER: South Carolina forced three UNC turnovers, all interceptions, and did not have a turnover themselves in the 17-13 win. The Gamecocks are 45-4 under Steve Spurrier when winning the turnover battle.

MR. AUTOMATIC: Junior placekicker **Elliott Fry** converted a pair of extra points in the win over UNC, extending his school record to 101 consecutive made PATs.

FEELS LIKE THE FIRST TIME: Five Gamecocks made their first collegiate start in the win over UNC. They included **Carlton Heard, Marquavius Lewis, Connor Mitch, Deebo Samuel** and **Taylor Stallworth**. In addition, Kansas transfer **Isaiah Johnson** made his first start in the Garnet & Black.

HERE'S SHONNY: Senior **Shon Carson** waited patiently for his opportunity, and it finally came early in the fourth quarter when he took his first handoff of the season and raced 48 yards down the near sidelines to paydirt, giving the Gamecocks a 17-13 lead which they would not relinquish. Carson, a 5-8, 206-pounder from Scranton, S.C., finished the game with a team-high 75 yards rushing on just four carries.

MOORE FROM SKAI: Junior **Skai Moore**, shunned from most preseason All-SEC squads despite leading the Gamecocks in tackles in each of the past two seasons, showed why he's an all-league candidate, as he logged a team-high 10 tackles and picked off two passes, both in the end zone, stopping a pair of Tar Heel drives. The 6-2, 218-pounder from Cooper City, Fla.'s final interception and the ninth of his career, came with just over three minutes remaining in the contest and sealed the victory. It was the third time he's logged two interceptions in a game, also in the 2014 Capital One Bowl versus Wisconsin and in 2014 against South Alabama. He was named the SEC Defensive Player of the Week for his efforts.

KELLY'S A HERO: Making his Gamecock debut, **Sean Kelly**, a junior walk-on, punted five times for a 46.2-yard average, including a 60-yarder and two that were downed inside the 10-yard line, in the Gamecocks' 17-13 win over North Carolina. It was the Gamecocks' first punt of 60 yards or more since 2011 when Joey Scribner-Howard launched a 60-yarder at Mississippi State. The 5-10, 189-pounder from Oakland, Fla., who punted for FAU for two seasons, also ran 17 yards for a first down on a fake punt for South Carolina's initial first down of the season, and made the tackle on the return of a field goal attempt that came up short, that may have kept points off the scoreboard.

CAPTAIN, MY CAPTAIN: The Gamecocks will have individual game captains through the first part of the season before electing permanent team captains. Here are this year's game captains:

UNC: Pharoh Cooper, Gerald Dixon Jr., T.J. Gurley, Brandon Shell.

THAT'S 50: The Gamecocks recorded their 50th win of the decade in the season opener in just their 67th game since the start of 2010. Here are the top decades for Carolina in terms of wins:

2000-2009	68-54-0	.557
1980-1989	63-49-3	.561
1970-1979	56-55-2	.504
1920-1929	55-37-4	.594
1950-1959	54-41-2	.567
2010-2014	50-17-0	.746

WINS IN THE DECADE: The Carolina 2013 senior class was the winningest class in school history with 42 victories, closely followed by the 2014 class that logged 40 wins. Here are the winningest Division I FBS programs in this decade:

Rk.	School	'10	'11	'12	'13	'14	'15	All
1.	Oregon	12	12	12	11	13	1	61
2.	Alabama	10	12	13	11	12	1	59
	Florida State	10	9	12	14	13	1	59
4.	N. Illinois	11	11	12	12	11	1	58
5.	Boise State	12	12	11	8	12	1	56
6.	Stanford	12	11	12	11	8	0	54
	Michigan St.	11	11	7	13	11	1	54
8.	LSU	11	13	10	10	8	0	52
	Oklahoma	12	10	10	11	8	1	52
10.	S. Carolina	9	11	11	11	7	1	50
	Wisconsin	11	11	8	9	11	0	50

GOOD HOME COOKIN': The Gamecocks are 22-3 in their last 25 home games and 38-6 (.864) in their last 44 home games. Carolina had its school-record 18-game home winning streak snapped in the 2014 season opener. The school's previous longest home winning streak was 15 games, set from 1978-80. The only home losses since the start of the 2009 season have come to top-ranked Florida in 2009, to 17th-ranked Arkansas in 2010 and to defending national champion Auburn in 2011 before the 2014 home losses to Texas A&M, Missouri and Tennessee.

HOME CROWD ADVANTAGE: The Gamecocks have played in front of 12 sellouts in their last 14 home contests. The Gamecocks ranked 16th in the nation in home attendance in 2014 with an average of 81,381 per game, including a season-high 84,232 against Georgia, the fifth-largest crowd to attend a game in Columbia. Three of 2014's home crowds figured in the top-30 all-time at Williams-Brice Stadium.

MITCH IS THE MAN: Redshirt sophomore **Connor Mitch** was named the starting quarterback a week prior to the start of the season. The 6-3, 211-pounder from Raleigh, N.C. made his first collegiate start against North Carolina. He completed 9-of-22 passes for 122 yards with his first career touchdown pass (a 9-yarder to Pharoh Cooper) and ran 10 times for 44 yards. Just as importantly, he did not commit a turnover. He had played in just two collegiate games prior to this season, both coming in 2014, connecting on 2-of-6 passes for 19 yards. The Wakefield (N.C.) product threw for over 12,000 yards in high school. He beat out junior **Perry Orth**, redshirt freshman **Michael Scarnecchia** and true freshman **Lorenzo Nunez** for the starting berth.

Career Start Chart

Player	'11	'12	'13	'14	'15	All
Brandon Shell	RS	10	13	13	1	37
Gerald Dixon Jr.	RS	2	1	12	1	16
T.J. Gurley	-	2	2	10	1	15
Pharoh Cooper	-	-	1	12	1	14
Skai Moore	-	-	4	9	1	14
Will Sport	RS	0	1	11	1	13
Gerald Dixon	RS	0	1	11	0	12
Clayton Stadnik	-	RS	7	5	0	12
Brandon Wilds	5	0	2	4	1	12
Mike Matulis	5	5	RS	0	1	11
Chaz Elder	-	RS	6	3	0	9
Alan Knott	-	-	RS	8	1	9
Rico McWilliams	-	RS	2	6	1	9
Chris Lammons	-	-	-	7	1	8
Cody Waldrop	-	RS	6	2	0	8
Darius English	-	RS	1	6	0	7
T.J. Holloman	-	RS	3	4	0	7
Chris Moody	-	RS	0	7	0	7
Jerell Adams	-	0	1	5	1	7
Jonathan Walton	-	-	0	6	1	7
David Johnson	-	-	RS	5	0	5
Al Harris Jr.	-	-	-	4	0	4
Jordan Diggs	-	RS	1	2	1	4
B. Allen-Williams	-	-	-	2	0	2
Cedrick Cooper	RS	0	0	1	1	2
Phillip Dukes	RS	0	1	1	0	2
Mason Zandi	-	RS	1	0	1	2
Shon Carson	RS	0	1	0	0	1
Carlton Heard	-	-	RS	0	1	1
Shamier Jeffery	RS	-	-	1	0	1
Isaiah Johnson	-	-	-	-	1	1
Marquavius Lewis	-	-	-	-	1	1
Connor Mitch	-	-	RS	0	1	1
Deebo Samuel	-	-	-	RS	1	1
D.J. Smith	-	-	-	1	0	1
Taylor Stallworth	-	-	-	0	1	1

2015 Carolina Rankings

Category	Avg.	SEC	NCAA
Scoring Offense	17.0	12	89
Rushing Offense	254.0	3	26
Passing Offense	140.0	12	102
Passing Efficiency	100.22	12	104
Total Offense	394.0	11	73
Scoring Defense	13.0	3	31
Rushing Defense	208.0	11	98
Passing Defense	232.0	10	71
Pass Efficiency Defense	115.45	7	56
Total Defense	440.0	11	86
Kickoff Returns	24.0	5	35
Punt Returns	0.0	12	83
Net Punting	38.4	10	64
Turnover Margin	3.0	1	5
Sacks	4.0	2	14
Tackles for Loss	5.0	7	69
Sacks Allowed	1.0	4	26

FIRST START UNDER THE HBC: Here's how South Carolina quarterbacks have fared in their first collegiate start in the Steve Spurrier Era:

NAME	OPP.	YEAR	W/L	C	A	I	YDS	TD
B. Mitchell	UCF	2005	W	18	23	0	330	3
A. Heffner	Auburn	2005	L	15	23	0	133	1
C. Smelley	ULL	2007	W	10	14	1	101	1
T. Beecher	NC St.	2008	W	14	22	4	106	0
S. Garcia	LSU	2008	L	14	26	1	215	1
C. Shaw	ECU	2011	W	7	15	0	110	1
D. Thompson	ECU	2012	W	21	37	0	330	3
C. Mitch	UNC	2105	W	9	22	0	122	1

QUARTERBACKS UNDER THE HBC: Here are the records of the starting Carolina quarterbacks under head coach Steve Spurrier:

Quarterback	Starts	Record	Pct.
Connor Shaw	32	27-5	.844
Stephen Garcia	34	20-14	.588
Blake Mitchell	23	13-10	.565
Dylan Thompson	16	10-6	.625
Chris Smelley	15	9-6	.600
Syvelle Newton	7	4-3	.571
Tommy Beecher	1	1-0	1.000
Connor Mitch	1	1-0	1.000
Antonio Heffner	1	0-1	.000
TOTALS	130	85-45	.654

BACKFIELD TANDEM: The Gamecocks feature a pair of tailbacks that should get the bulk of the carries this season. Fifth-year senior **Brandon Wilds** (6-2, 220) and sophomore **David Williams** (6-1, 222) are both more than capable of providing a solid running attack. Wilds has totaled 1,328 yards on the ground, averaging 4.9 yards per carry with 10 touchdowns. He has logged four 100-yard rushing games in his career (at Tennessee, vs. Florida and vs. The Citadel as a true freshman in 2011 and vs. Tennessee in 2014). Williams has rushed for 298 yards but has averaged 5.4 yards a carry with a pair of scores. He has one 100-yard rushing game in his career (Furman in 2014).

1,000-YARD CAREER RUSHERS: **Brandon Wilds** is ranked 28th on Carolina's all-time list in career rushing with 1,328 yards.

No.	PLAYER	YEARS	ATT.	YARDS	AVG.
1.	George Rogers	1977-80	954	5,204	5.5
17.	Bishop Strickland	1947-50	381	1,965	5.2
18.	Duce Staley	1995-96	345	1,852	5.4
	Andrew Pinnock	1999-02	422	1,852	4.4
20.	Rob DeBoer	1990-93	386	1,810	4.7
21.	Connor Shaw	2010-13	452	1,683	3.7
22.	Spencer Clark	1976-79	319	1,652	5.2
23.	Mike Dingle	1988-90	389	1,634	4.2
24.	Troy Hambrick	1996-98	302	1,586	5.3
25.	Jeff Grantz	1972-75	405	1,577	3.9
26.	Alex Hawkins	1956-58	339	1,490	4.4
27.	Kenny Miles	2009-12	315	1,341	4.3
28.	Brandon Wilds	2011-15	270	1,328	4.9

PHAROH IS KING: One of the most versatile players in all of college football is junior wide receiver **Pharoh Cooper**. The 5-11, 207-pounder from Havelock, N.C. is the Gamecocks' best bet to earn All-America accolades after a breakout season a year ago. His preseason accolades are many, but most notably, he earned three spots on the SEC Coaches' first-team all-conference squad,

as a wide receiver, an all-purpose back and a return specialist. He is a preseason candidate for the Maxwell, Hornung and Biletnikoff awards.

SOUTH CAROLINA PHARO: **Pharoh Cooper** had a special season in 2014. He set the school record for receiving yards in a game with 233 against Tennessee and logged the third-highest single-season receiving yards total in school history with 1,136, a mark topped by only Alshon Jeffery and Sidney Rice.

AMONG THE BEST: With 75 career receptions, **Pharoh Cooper** has moved into the top-25 in South Carolina history for career receptions.

No.	PLAYER	YEARS	REC.	YARDS	AVG.
1.	Kenny McKinley	2005-08	207	2,781	13.4
14.	Philip Logan	1974-77	105	2,063	19.6
15.	Ace Sanders	2010-12	99	1,230	12.4
16.	Harold Green	1986-89	94	859	9.1
17.	Brian Scott	1998-01	93	1,506	16.2
	Nick Jones	2011-14	93	1,125	12.1
19.	Troy Williamson	2002-04	91	1,754	19.3
20.	Jim Mitchell	1969-71	90	1,474	16.4
	Ira Hillary	1981-84	90	1,566	17.4
22.	Toby Cates	1991-94	89	1,435	16.1
23.	Danny Smith	1984-87	78	1,336	17.1
24.	Eddie Miller	1988-91	76	1,464	19.3
25.	Monty Means	1992-95	75	1,069	14.3
	Pharoh Cooper	2013-15	75	1,235	16.5

REACHING PAYDIRT: With a TD reception in the season opener, **Pharoh Cooper** is just two touchdown catches of moving into South Carolina's top-10 for receiving touchdowns.

RECEIVING TOUCHDOWNS

1.	Sidney Rice (2005-06)	23
	Alshon Jeffery (2009-11)	23
3.	Robert Brooks (1988-91)	19
	Jermale Kelly (1997-00)	19
	Kenny McKinley (2005-08)	19
6.	Sterling Sharpe (1983-87)	17
	Zola Davis (1995-98)	17
8.	Bruce Ellington (2011-13)	16
9.	Philip Logan (1974-77)	15
10.	Toby Cates (1991-94)	13
	Monty Means (1992-95)	13
	Troy Williamson (2002-04)	13
	Ace Sanders (2010-12)	13

Pharoh Cooper (2013-15) 11

BETTER THAN AVERAGE: Now that he has reached the minimum number of receptions to qualify, **Pharoh Cooper** has vaulted into Carolina's top-10 in career yards per reception, ranking seventh with a 16.5-yard average.

YARDS PER RECEPTION

(Min. 75 receptions)

1.	Philip Logan (1974-77)	19.6
2.	Eddie Miller (1988-91)	19.3
	Troy Williamson (2002-04)	19.3
4.	Ira Hillary (1981-84)	17.4
5.	Danny Smith (1984-87)	17.1
6.	Alshon Jeffery (2009-11)	16.6
7.	Pharoh Cooper (2013-15)	16.5
8.	Jim Mitchell (1969-71)	16.4
7.	Brian Scott (1998-01)	16.2
10.	Toby Cates (1991-94)	16.1

Carolina Trends

	2015	Under Spurrier
Overall	1-0	85-45
Home	0-0	53-17
Road	0-0	25-23
Neutral	1-0	7-5
Grass	1-0	76-39
Turf	0-0	9-6
August	0-0	4-1
September	1-0	30-11
October	0-0	24-14
November	0-0	22-14
December	0-0	2-3
January	0-0	3-2
Leading after 1st Quarter	0-0	48-10
Tied after 1st Quarter	0-0	17-6
Trailing after 1st Quarter	1-0	20-29
Leading at Halftime	0-0	61-10
Tied at Halftime	0-0	9-5
Trailing at Halftime	1-0	15-30
Leading after 3rd Quarter	0-0	71-10
Tied after 3rd Quarter	0-0	4-4
Trailing after 3rd Quarter	1-0	10-31
When Scoring First	0-0	50-14
When Opponent Scores First	1-0	35-31
Largest Halftime Lead	0	49
Largest Halftime Deficit	3	31
Largest Come From Behind Win	7	17
Score 20 or more Points	0-0	70-20
Score 30 or more Points	0-0	49-8
Opponents Score 20 or less	1-0	59-9
Games Decided by 3 or less	0-0	12-10
Games Decided by 10 or less	1-0	37-24
Rush for 100 Yards or more	1-0	72-18
Rush for 150 Yards or more	1-0	48-8
Pass for 200 Yards or more	0-0	53-32
Pass for 300 Yards or more	0-0	15-11
Total 400 Yards or more	0-0	37-12
Opp. Rush less than 100 yards	0-0	34-4
Opp. Pass less than 200 yards	0-0	51-24
Opp. Total less than 300 yards	0-0	40-6
Commit More Turnovers	0-0	22-33
Commit Fewer Turnovers	1-0	45-4
Commit Equal Turnovers	0-0	18-8
Lead in Time of Possession	1-0	53-14
Trail in Time of Possession	0-0	32-31

TRIPLE CROWN THREAT: **Pharoh Cooper** is not just a great pass catcher, but can also run and throw. He has averaged 8.3 yards per carry in his career, rushing 51 times for 422 yards with three touchdowns, and has completed 8-of-13 passes for 101 yards with three scores. He also returns punts for the Gamecocks with a career long of 36 yards.

STATISTICAL ODDITY: **Pharoh Cooper** was the only player in the Division I football to be his team's top returning passer and receiver and is the only Division I player to be his team's top returning passer and punt returner.

IN THE OPENER: **Pharoh Cooper** seemed to do nearly everything in the season opening win over North Carolina. He caught three passes for 45 yards, including a touchdown, rushed four times for 20 yards and completed 1-of-2 passes for -6 yards.

HELP I NEED SOMEBODY: The Gamecocks need to find another receiver to take the pressure off of **Pharoh Cooper**. However, the entire wide receiver corps outside of Cooper had combined for just eight career receptions entering the 2015 campaign, and all of those were collected by senior **Shamier Jeffery** for a total of 41 yards. Jeffery can boast that he and his older brother, **Alshon**, have combined for the most receptions by a pair of brothers at South Carolina with 191. **Terry Googer** (2-for-39) and **Carlton Heard** (1-(-6)) caught their first career passes in the win over UNC.

DEEBO IS HIS NAME-O: Redshirt freshman wide receiver **Deebo Samuel** has been tabbed "Most Likely to Succeed" of the young group of wide receivers that dot the Gamecocks' three-deep depth chart. Samuel, a 6-0, 202-pounder from Inman, S.C. was recognized with the Big Plays award for the offense in the spring. Samuel suffered a hamstring injury in the opener and is questionable for the Kentucky contest.

ADAMS' WAY: Senior tight end **Jerell Adams** is poised for a breakout season in his final campaign for the Garnet & Black. The 6-6, 231-pounder from Pinewood, S.C. caught two passes for 18 yards in the season opener. He has 40 career catches for 574 yards, a 14.4-yard average with four touchdowns. Adams has also produced in the classroom, as he is a two-time member of the SEC Fall Academic Honor Roll and was named the recipient of the prestigious Dr. Harris Pastides Outstanding Student-Athlete Representative of the University of South Carolina at the 2015 Garnet & Black Spring Game.

DIAMONDS AREN'T FOREVER: 22-year-old walk-on freshman tight end **Hayden Hurst** came in this summer and quickly worked his way up the depth chart. Hurst was originally committed to attend Florida State on a baseball scholarship, before electing to turn pro and signed a contract with the Pittsburgh Pirates organization. He was

drafted as a pitcher and eventually was moved to first base before giving up the game for good. He was encouraged to walk-on at South Carolina by **Perry Orth**, who he has known for years.

THE SHELL GAME: The Gamecocks feature an experienced first unit up front, headlined by fifth-year senior left tackle **Brandon Shell**. Shell, a 6-6, 328-pounder from Goose Creek, S.C. who has been tabbed to some preseason All-SEC units, made the move from right tackle to left tackle this season, a position where he made his first career start (at Vanderbilt in 2012), before moving to the right side where he made 35 consecutive starts entering the season. His 37 career starts is more than any other two players on the squad combined.

MAGIC MIKE: Fifth-year senior offensive lineman **Mike Matulis**, who was penciled in as the starting right guard a year ago, but suffered a left knee injury midway through fall camp and only saw limited time during the season before undergoing surgery, returns for his final campaign. The 6-5, 293-pounder from Boynton Beach, Fla., was a first-team Freshman All-American in 2011, and gives the Gamecocks veteran leadership up front. He has started 11 games in his career, the first 10 at tackle, while battling a slew of shoulder and knee injuries.

KNOTT THE CENTER OF ATTENTION: Sophomore **Alan Knott** returns to handle the center position for the Gamecocks. The 6-4, 270-pounder from Tyrone, Ga., started eight games a year ago and earned a spot on the Rimington Watch List. He had an excellent spring in which he not only was named the Most Improved Offensive Lineman but also garnered the Joe Morrison Offensive Player of the Spring honors.

UNDER PRESSURE: The Gamecocks, under new co-defensive coordinator **Jon Hoke**, has to find ways to get more pressure on the quarterback this season. Last year, the first year without Jadeveon Clowney since 2010, the Gamecocks recorded just 14 sacks all season. Clowney alone registered 24 sacks during his three-year stint in Columbia. With a few holdovers and a bevy of newcomers, the early returns were encouraging, as the Gamecocks notched four sacks in the season opener. **Kelsey Griffin** led the way with 1.5, while **Phillip Dukes** and **Dante Sawyer** each notched his first career sack. Here are the players; sack numbers:

SACKS	2015	CAREER
Gerald Dixon	0.0	3.0
Kelsey Griffin	1.5	2.0
Darius English	0.5	2.0
Jordan Diggs	0.0	2.0
T.J. Holloman	0.0	2.0
Gerald Dixon Jr.	0.0	1.5
Skai Moore	0.0	1.5
Phillip Dukes	1.0	1.0
Dante Sawyer	1.0	1.0
Larenz Bryant	0.0	1.0
Bryson Allen-Williams	0.0	0.5

Preseason Lists

JERELL ADAMS

Mackey Award Watch List

PHAROH COOPER

1st-team All-SEC (WR) - Coaches

1st-team All-SEC (AP) - Coaches

1st-team All-SEC (RS) - Coaches

1st-team All-SEC (AP) - Media

2nd-team All-SEC (WR) - Media

2nd-team All-SEC (RS) - Media

1st-team All-SEC (AP) - Athlon

1st-team All-America (AP) - Athlon

2nd-team All-America (AP) - SI.com

1st-team All-SEC (WR) - Phil Steele

3rd-team All-America (WR) - Phil Steele

Maxwell Award Watch List

Hornung Award Watch List

Biletnikoff Award Watch List

ELLIOTT FRY

2nd-team All-SEC - Media

3rd-team All-SEC - Coaches

3rd-team All-SEC - Athlon

Groza Watch List

Allstate AFCA Good Works Team nominee

ALAN KNOTT

Rimington Watch List

SKAI MOORE

3rd-team All-SEC - Athlon

4th-team All-SEC - Phil Steele

BRANDON SHELL

3rd-team All-SEC - Coaches

3rd-team All-SEC - Media

3rd-team All-SEC - Phil Steele

Outland Trophy Watch List

BRANDON WILDS

Walker Award Watch List

Pronunciation Guide

Jerell Adams.....	jur-L
Matrick Belton	MAT-trick
Toure Boyd.....	TOR-ee
Larenz Bryant.....	luh-RENZ
Trey Derouen	duh-ROO-un
Daniel Fennell.....	fun-EL
Garrison Gist.....	"G" in Gist like in "go"
Terry Googer.....	GOO-jer
Jakob Huechtker.....	HECK-ter
Shamier Jeffery	shuh-MEER
Octavis Johnson	ahk-TAY-vus
Ulric Jones.....	YOU-rick
Abu Lamin	ah-BOO la-MEEN
Chris Lammons.....	luh-MONZ
Marquavius Lewis.....	mar-QUAY-vee-us
Mike Matulis.....	muh-TOO-lis
Skai Moore.....	SKY
Michael Scarnecchia	scar-NECK-ee-ah
Jerad Washington	JEHR-id
Boosie Whitlow.....	BOO-see
Malik Young.....	muh-LEEK

THE SKAI'S THE LIMIT: The Gamecocks top linebacker each of the past two seasons has been **Skai Moore**. Moore, now a junior, has led the team in tackles in each of the past two years, becoming the first player to do so since Emanuel Cook (2007-08). The last to do it three years in a row was Tony Watkins (1992-94). The 6-2, 218-pounder who garnered Defensive MVP honors in the 2014 Independence Bowl, picked up right where he left off, with a team-high 10 tackles and a pair of interceptions in the season opening win over North Carolina. Moore now owns 159 career tackles and nine interceptions.

BOTKIN'S BODIES: Linebackers coach Kirk Botkin has a group of linebackers that are both young and experienced. Junior **Skai Moore** leads the way from the MIKE position, but is not the only capable linebacker. Junior **Jonathan Walton** came on strong last season and is the expected starter at WILL linebacker. Maybe the hardest hitter on the team, Walton was named the Most Improved Linebacker in the spring. Junior **T.J. Holloman** is listed as the backup at MIKE, but can play either spot. He has played in 26 games over the past two seasons, making seven starts. **Bryson Allen-Williams** earned a start in his first game as a true freshman a year ago before moving around some, but has settled in to the WILL position. When playing a traditional 4-3 scheme, **Larenz Bryant** and **Ernest Hawkins** are the candidates to play the SAM position.

WAVING THE WHEAT GOODBYE: Senior safety **Isaiah Johnson** graduated from the University of Kansas, came to Carolina late in the summer, and quickly moved into a starting role. The Cary, N.C. product picked off six passes in the last two seasons for the Jayhawks. The 6-0, 206-pounder was voted the Big 12 Coaches' Defensive Newcomer of the Year in 2013.

PICK THIS: The Gamecocks intercepted 11 passes a season ago, with Brison Williams (4) and Skai Moore (3) leading the way. Carolina got off to a fast start in that department this year, picking off three passes in the season opening win over North Carolina, including two by **Skai Moore**

and **Jordan Diggs'** first career pick. Here are the players' interception numbers:

INTERCEPTIONS	2015	Career
Skai Moore	2	9
Isaiah Johnson	0	6
T.J. Holloman	0	3
T.J. Gurley	0	2
Jordan Diggs	1	1
Chris Moody	0	1
Jonathan Walton	0	1
Gerald Dixon Jr.	0	1
Chaz Elder	0	1

THE FRISCO KID: **Elliott Fry**, a 6-0, 164-pound junior placekicker from Frisco, Texas was 1-for-2 in the season opener, hitting from 25-yards out before coming up short from 57. Fry is a 2015 Groza candidate, was nominated for the Allstate AFCA Good Works Team, was a second-team preseason All-SEC selection by the media and a third-team choice by the league's 14 coaches. Last season, he was a Groza Award semifinalist, connected on 18-of-25 field goals, ranked third in the SEC with 105 points, the third-highest single-season mark in school history, and was fifth in the SEC in points per game at 8.1. He has hit on 34-of-45 career field goal attempts (75.6 percent) and on 107-of-108 extra points, including his last 101 in a row, a school record. His field goal percentage increases to 82.9 when he attempts from under 54-yards out (34-of-41). A member of the 2014 SEC Fall Academic Honor Roll, Fry's career long is a 47-yard field goal, but he connected from 52 yards out in the team's final fall scrimmage. He is moving up the charts in several career categories:

FIELD GOALS MADE

1. Collin Mackie (1987-90).....	72
2. Ryan Succop (2005-08).....	49
3. Mark Fleetwood (1981-83)	39
Reed Morton (1993-96).....	39
5. Spencer Lanning (2007-10).....	34
Elliott Fry (2013-15)	34

FIELD GOALS ATTEMPTED

1. Collin Mackie (1987-90).....	98
2. Ryan Succop (2005-08).....	69
3. Reed Morton (1993-96).....	54
4. Mark Fleetwood (1981-83)	53
5. Daniel Weaver (2000-03)	48

Elliott Fry (2013-15) **45**

Tracking the 2015 Opponents

Opponent (Date vs. SC)	2014	Last Game	Next Game
North Carolina (9/3)	0-1	L, 17-13 vs South Carolina	vs N.C. A&T (9/12)
Kentucky (9/12)	1-0	W, 40-33 vs La.-Lafayette	at South Carolina (9/12)
Georgia (9/19)	1-0	W, 51-14 vs La.-Monroe	at Vanderbilt (9/12)
UCF (9/26)	0-1	L, 15-14 vs FIU	at Stanford (9/12)
Missouri (10/3)	1-0	W, 34-3 vs SE Missouri State	at Arkansas State (9/12)
LSU (10/10)	0-0	vs McNeese State, cancelled	at Mississippi State (9/12)
Vanderbilt (10/17)	0-1	L, 14-12 vs Western Kentucky	vs Georgia (9/12)
Texas A&M (10/31)	1-0	W, 38-17 vs Arizona State	vs Ball State (9/12)
Tennessee (11/7)	1-0	W, 59-30 vs Bowling Green	vs Oklahoma (9/12)
Florida (11/14)	1-0	W, 61-13 vs New Mexico St.	vs East Carolina (9/12)
The Citadel (11/21)	1-0	W, 69-0 vs Davidson	vs Western Carolina (9/12)
Clemson	1-0	W, 49-10 vs Wofford	vs Appalachian State (9/12)
Opp. Overall Record	8-3 (.727)		

Media Services

Weekly Press Conference:

Head Coach Steve Spurrier conducts his weekly press conference at noon ET on Tuesdays in the Media Interview Room, located underneath the west stands of Williams-Brice Stadium. Media members attending the press conference should enter the stadium through Gate 4 near the press elevator on the west side of the stadium off Bluff Road. Cross the concourse and walk down the Hall of Captains to the Media Interview Room. The press conference will be streamed live on the official website of South Carolina Athletics, www.gamecocksonline.com. Selected players are also available for interviews either from 11:30 - noon or from 12:30 - 1 p.m. The University of South Carolina media relations office will make Coach Spurrier's weekly press conference available for the media via an FTP site. For more information, contact Director of Digital Media Matt Freed at mfreed@mailbox.sc.edu.

Spurrier Sunday Teleconference:

Head coach Steve Spurrier will participate in a weekly teleconference on Sundays at 2 p.m. ET, beginning Sept. 6. To participate, media members can call 1-800-793-6775. Contact Assistant Athletics Director/Media Relations Steve Fink for the passcode.

SEC Teleconference:

The Southeastern Conference will host a weekly press teleconference each Wednesday from Aug. 26 through Nov. 25. The teleconference, open to the media, will feature the head coach from each team every week. Coach Spurrier's schedule time is 11:10 a.m. ET. Contact the SEC Media Relations office at for the number and passcode.

Carolina Calls:

Head coach Steve Spurrier and play-by-play voice Todd Ellis host the weekly Carolina Calls radio show from Wild Wing Cafe in the Vista on Thursday nights from 7-8 p.m. ET. Carolina Calls can be heard on the flagship station of Carolina Athletics, 107.5 The Game in Columbia.

FIELD GOAL PERCENTAGE

1. Spencer Lanning (2007-10).....773 (34 of 44)
2. **Elliott Fry (2013-15)**.....**756 (34 of 45)**
3. Josh Brown (2003-05).....741 (20 of 27)
4. Mark Fleetwood (1981-83).....736 (39 of 53)
5. Collin Mackie (1987-90).....735 (72 of 98)

PATs MADE

1. Scott Hagler (1983-86)117
2. Collin Mackie (1987-90).....114
3. **Elliott Fry (2013-15)**.....**107**
4. Ryan Succop (2005-08).....104
5. Daniel Weaver (2000-03).....88

PATs ATTEMPTED

1. Scott Hagler (1983-86)118
2. Collin Mackie (1987-90).....115
3. **Elliott Fry (2013-15)**.....**108**
4. Ryan Succop (2005-08).....106
5. Daniel Weaver (2000-03).....94

PAT PERCENTAGE (Min. 40 Made)

1. Adam Yates (2008-12).....1,000 (49 of 49)
2. Scott Hagler (1983-86)992 (117 of 118)
3. Collin Mackie (1987-90).....991 (114 of 115)
4. **Elliott Fry (2013-15)**.....**991 (107 of 108)**
5. Ryan Succop (2005-08).....981 (104 of 106)

CONSECUTIVE PATs

1. **Elliott Fry (2013-15)**.....**101**
2. Scott Hagler (1984-86)82

POINTS SCORED

1. Collin Mackie (1987-90) 330
2. Ryan Succop (2005-08) 251
3. Marcus Lattimore (2010-12) 246
4. **Elliott Fry (2013-15)****209**
5. George Rogers (1977-80).....202
6. Reed Morton (1993-96)201

TURNING OWLS INTO GAMECOCKS: Junior **Sean Kelly**, who was the starting punter for Florida Atlantic in 2012 and 2013, joined the Carolina squad in January and has earned the starting punter duties. Kelly averaged 41.3 yards per punt in his two seasons with the Owls with a long of 68 yards. He got off to a great start in the Garnet & Black, averaging 46.2 yards on five punts, including a 60-yarder, the longest for a Gamecock since 2011. He also ran 17 yards for a first down on a fake punt and made a tackle on a returned field goal attempt.

2014 IN REVIEW: South Carolina football concluded its 121st season of intercollegiate football in 2014 with a record of 7-6, including a 3-5 mark in the SEC. Five of the 13 games were decided by three points or less, while the difference in seven of the 13 contests was just one score. It marked the seventh-consecutive winning season for the Gamecocks, tying the school record set from 1928-34, and extending their school record to 11-straight seasons with at least a .500 record. The Gamecocks capped the season with a 24-21 win over Miami (Fla.) in the Duck Commander Independence Bowl. It marked the fourth-straight bowl victory for the Gamecocks.

THE BEAT GOES ON: The Gamecocks are coming off their fourth bowl win in as many seasons, something that had never been accomplished previously. Carolina defeated Nebraska, 30-13, in the 2012 Capital One Bowl, slipped past Michigan, 33-28, in the 2013 Outback Bowl, then outscored Wisconsin, 34-24, in the 2014 Capital One Bowl before defeating Miami (Fla.), 24-21, in the Duck Commander Independence Bowl following the 2014 season. The Gamecocks are one of just four FBS schools, joining Michigan State, Texas A&M and Louisiana-Lafayette, to have a bowl victory in each of the last four years. Carolina's overall bowl record stands at 8-12. The Gamecocks dropped their first eight bowl games from 1946-88, but have won eight of the last 12.

ROAD WARRIORS: South Carolina went 2-3 on the road in 2014, and are 14-8 in their last 22 true road contests. Five of the eight road losses in that stretch came to teams ranked in the top 11 in the country: at No. 8 Arkansas in 2011, at No. 9 LSU and No. 3 Florida in 2012, at No. 11 Georgia in 2013, and at No. 5 Auburn in 2014. They also lost at No. 23 Clemson in 2014.

NEUTRAL SITE WINS: The Gamecocks have won their last six contests when playing at a neutral site. They defeated East Carolina in Charlotte to open the 2011 season, then won four-straight bowl games, topping Nebraska in Orlando, Michigan in Tampa, Wisconsin in Orlando and Miami (Fla.) in Shreveport, La., before winning the 2015 season opener in Charlotte against North Carolina. The last neutral site loss came against Florida State in Atlanta in the 2010 Chick-fil-A Bowl.

Weekly Media Availability

SUNDAY	MONDAY	TUESDAY	WEDNESDAY	THURSDAY	FRIDAY	SATURDAY
Coach Spurrier holds a teleconference at 2 p.m. (No in-person availability). No player availability.	No media availability.	Coach Spurrier holds a noon press conference. Selected players are available around the press conference. Defensive players/assistant coaches are available after practice. All requests must be in to Steve Fink by 11 a.m.	Gamecock offensive players/assistant coaches are available after practice. All requests must be in to Steve Fink by 11 a.m. Coach Spurrier is on the SEC conference call at 11:10 a.m. ET.	Either co-Defensive coordinator Jon Hoke or Lorenzo Ward will be available coming off the practice field. There is no player availability. Coach Spurrier's weekly radio show is from 7-8 p.m. ET.	Head coach Steve Spurrier and either co-defensive coordinator Jon Hoke or Lorenzo Ward will be available for network television only. There is no player availability.	Coach Spurrier, and either Coach Hoke or Coach Ward and requested players will be available in Media Interview Room following the game. The Gamecocks' locker room is closed to the media.

NON-CONFERENCE WINS: South Carolina has won 20 of its last 21 non-conference games. The Gamecocks had their 18-game non-conference winning streak snapped in the 2014 regular season finale at Clemson. Prior to that loss, Carolina's last non-conference loss came to Florida State in the 2010 Chick-fil-A Bowl. Their four non-conference games for 2015 include dates with North Carolina in Charlotte and three home games versus Central Florida, The Citadel and Clemson.

THE HEAD BALL COACH: Steve Spurrier begins his 11th season directing the Carolina football program. He has logged an 85-45 mark (.654) in Columbia. The Head Ball Coach is the school's winningest coach and is second in games coached behind Rex Enright (140). Coach Spurrier owns a 227-85-2 mark (.726) in 26 seasons as a college head coach.

STAFF CHANGE: The Gamecocks made one change to their coaching staff during the offseason, hiring **Jon Hoke** to serve as a co-defensive coordinator along with **Lorenzo Ward**. Hoke will focus on the passing game, while Ward will concentrate on the running game. **Grady Brown** moved into a quality control position.

THEY'RE BACK: The Gamecocks welcomed 43 returning letterwinners to begin the 2015 fall camp. The 43 lettermen consist of 16 offensive players, 24 defensive players and three special teams players. The Gamecocks lost 26 lettermen, including 14 on offense and nine on defense and three special teams performers.

IT'S A NUMBERS GAME: The Gamecocks returned 54 percent of their rushing yards, three percent of their passing yards and 47 percent of their receiving yards from a year ago. Eight of the squad's top 10 tacklers returned for the '15 season.

RETURNING STARTERS: The Gamecocks list 13 returning starters from the 2014 squad (four on offense, eight on defense and one specialist). The returning offensive starters are WR **Pharoh Cooper**, OC **Alan Knott**, OT **Brandon Shell** and RG **Will Sport**. The returning defensive starters include DE **Gerald Dixon Jr.**, DE **Darius English**, SS **T.J. Gurley**, CB **Chris Lammons**, FS **Chris Moody**, LB **Skai Moore** and LB **Jonathan Walton**. The returning specialist is PK **Elliott Fry**.

EARNING THEIR KEEP: Four former walk-ons have been rewarded with scholarships since the end of the 2014-15 school year. Those having their school paid for the first time include junior quarterback **Perry Orth**, junior deep snapper **Drew Williams**, and tailbacks **Rod Talley** and **Darius Paulk**.

WE REMEMBER THE NINE:

The nine victims of the Emanuel African Methodist Episcopal Church shooting in Charleston on June 17 are being remembered by the South Carolina Gamecocks throughout the 2015 football season. A specially designed sticker will adorn the South Carolina football helmets this year beginning with the season opener on Thursday against North Carolina.

The original logo was designed by artist Gil Shuler of Mount Pleasant. The version for the helmet is garnet and depicts the Palmetto tree shaped by nine flying doves to represent each of the victims - Cynthia Marie Graham Hurd, Susie Jackson, Ethel Lee Lance, Depayne Middleton-Doctor, Clementa C. Pinckney, Tywanza Sanders, Daniel Simmons, Sharonda Coleman-Singleton, and Myra Thompson.

Shuler created this version and the original version of the logo without any intent for financial gain, and South Carolina will not be making the sticker available for sale. For any businesses that have asked permission and used his copyrighted logo, Shuler requested that all proceeds go back to the Emanuel Church in Charleston.



Gamecocks In The NFL

Name	Team	Position
Antonio Allen*	New York Jets	Safety
Rory Anderson*	San Francisco 49ers	Tight End
Jasper Brinkley	Dallas Cowboys	Linebacker
Damiere Byrd#	Carolina Panthers	Wide Receiver
A.J. Cann	Jacksonville Jaguars	Offensive Guard
Jadeveon Clowney	Houston Texans	Defensive End
Jared Cook	St. Louis Rams	Tight End
Chris Culliver	Washington Redskins	Cornerback
Justice Cunningham#	St. Louis Rams	Tight End
Mike Davis	San Francisco 49ers	Running Back
Patrick DiMarco	Atlanta Falcons	Fullback
Bruce Ellington	San Francisco 49ers	Wide Receiver
Clifton Geathers*	Pittsburgh Steelers	Defensive End
Stephon Gilmore	Buffalo Bills	Cornerback
Melvin Ingram	San Diego Chargers	Linebacker
Alshon Jeffery	Chicago Bears	Wide Receiver
T.J. Johnson	Cincinnati Bengals	Center
Johnathan Joseph	Houston Texans	Cornerback
Jamon Meredith	Tennessee Titans	Offensive Tackle
Captain Munnerlyn	Minnesota Vikings	Cornerback
Corey Robinson	Detroit Lions	Offensive Tackle
Connor Shaw*	Cleveland Browns	Quarterback
Darian Stewart	Denver Broncos	Safety
Ryan Succop	Tennessee Titans	Placekicker
D.J. Swearinger	Tampa Bay Buccaneers	Safety
Devin Taylor	Detroit Lions	Defensive End
Dylan Thompson#	San Francisco 49ers	Quarterback

*-Injured Reserve

#Practice Squad

Carolina Football Radio Affiliates

Abbeville	WZLA-FM 92.9	Greenville	WROO-FM 104.9
Aiken/Edgefield	WKSX-FM 92.7	Hilton Head	WVGB-AM 1490
Allendale	WDOG-FM 93.5	Hilton Head	WVGB-FM 94.5
Camden	WPUB-FM 102.7	Lake City	WHYM-AM 1260
Camden	WCAM-AM 1590	Myrtle Beach	WSYN-FM 103.1
Charleston	WWIK-FM 98.9	Newberry	WKDK-AM 1240
Chesterfield	WVSZ-FM 107.3	Rock Hill	WRHM-FM 107.1
Columbia	WNKT-FM 107.5	Rock Hill	WVSZ-FM 107.3
Florence	WFRK-FM 93.5	Seneca	WSNW-AM 1150
Florence	WHYM-AM 1260	Seneca	WSNW-FM 94.1
Gaffney	WZZQ-AM 1500	Sumter	WIBZ-FM 95.5
Gaffney	WZZQ-FM 104.3	Union	WBCU-AM 1460

In-Season Accolades

Player	Game	Honor
Skai Moore	North Carolina	SEC Defensive Player of the Week

IN THE CLASSROOM: The Gamecocks placed 35 players on the 2014 SEC Fall Academic Honor Roll. Among those who made the SEC Honor Roll include returnees **Jerell Adams, Landon Ard, Pharoah Cooper, Jordan Diggs, Gerald Dixon Jr., Elliott Fry, Garrison Gist, Kelsey Griffin, Ali Groves, T.J. Gurley, T.J. Holloman, Rico McWilliams, Devin Potter, Jasper Sasser, Brandon Shell, Will Sport, Cody Waldrop** and **Drew Williams**.

TOTING THE SHEEPSKIN: Eleven Gamecocks will have earned their degree prior to the start of the 2015 season, including: **Landon Ard, Cedrick Cooper, Gerald Dixon, Gerald Dixon Jr., Phillip Dukes, Garrison Gist, Shamier Jeffery, Isaiah Johnson, Mike Matulis, Brandon Shell** and **Will Sport**. Only Virginia (13) has more graduated players on their roster in the FBS.

BIG SPRING: The Gamecocks put up a big number in the classroom this spring, logging a Spring 2015 team GPA of 2.938, the highest on record. Gamecock student-athletes have posted a 3.0 GPA in 17-consecutive semesters.

GONE BUT NOT FORGOTTEN: The Gamecocks have lost a pair of players with season-ending injuries, both of which came in practice. Redshirt freshman wide receiver **Shaq Davidson** suffered a knee injury that required surgery, then true freshman wide receiver **Jerad Washington** suffered a broken leg. In addition, Offensive lineman **Cody Waldrop** broke his right ankle in practice on September 5 and will miss a significant amount of time, although he has not been ruled out to return this season.

WHO'S NEXT?: The Gamecocks have had a first-team All-America selection in each of the last six seasons. **Eric Norwood** (2009) got things started, followed by **Alshon Jeffery** (2010), **Melvin Ingram** (2011), **Jadeveon Clowney** (2012 and 2013), **Kelcy Quarles** (2013) and **A.J. Cann** (2014).

WORKING OVERTIME: The Gamecocks were 1-1 in overtime games in 2014 and 2-3 all-time in games decided in the extra session. They won their first overtime game in school history when they defeated Missouri, 27-24, in two overtimes on October 26, 2013 in Columbia, Mo., and won in "The Swamp" over Florida by a 23-20 count in 2014. All three overtime losses have come against Tennessee by a field goal: a 23-20 setback on September 27, 2003 in Knoxville, and a 27-24 loss in Knoxville on October 27, 2007 and a 45-42 loss in Columbia on November 1, 2014.

UP NEXT: South Carolina has its first true road test of the season when they travel to Athens to face the Georgia Bulldogs in another SEC Eastern Division showdown on Saturday, September 19. The Bulldogs lead the all-time series 47-18-2, including a 27-8 advantage in Athens, but South Carolina has won four of the last five meetings, including a 38-35 win in Columbia last season.

HALL OF FAME: The University of South Carolina Association of Lettermen elected eight new members to the USC Athletic Hall of Fame for 2015.

These individuals will be honored and inducted on Thursday, September 10 in The Zone at Williams Brice Stadium, beginning with a reception at 5:30 p.m. Inductions will begin at 6:45pm. They will also be recognized at the Carolina vs Kentucky football game on September 12.

Miki Barber, Women's Track & Field (1999-2003) – As a sprinter, Barber collected 21 All America titles and 5 NCAA titles, including 3 individual titles. She was a member of the USA Olympic team in 2000, the 2001 World Championship team, and a member of the Gamecocks first-ever NCAA title winning team in 2002.

Mark Berson, Men's Soccer (1978-present) – Berson has served as head men's soccer coach since 1978(37 years). Berson's teams have won 472 games and he owns more NCAA Division I victories than any other active coach. He is one of three men's soccer coaches all-time to win 450 games in Division I and his teams have appeared in 20 NCAA Tournaments. In 12 seasons in which his teams played under conference affiliation, Coach Berson's teams have won four conference championships. His 1988 and 1993 teams made the NCAA Final Four, and his 1993 team played in the national championship game. Berson has coached 11 individual All Americans and 2 National Goalkeepers of the Year with six of his former players at Carolina that have been inducted into the USC Athletic Hall of Fame.

Sheldon Brown, Football (1998-2001) – Brown earned first-team AFCA All-America honors in 2000 and was a third-team All-America honoree in 2001 by The Sporting News. Brown was also a two-time All-SEC selection in 2000 and 2001 and was a member of the back-to-back 2001 & 2002 Outback Bowl champion teams. Brown was a second round selection in the 2002 NFL Draft and went onto an 11-year career with the Philadelphia Eagles and Cleveland Browns.

Devan Downey, Men's Basketball (2008-10) – Downey ranks fourth on the South Carolina all-time scoring list with 1,901 points, a mark he achieved in just three seasons (2008-10). Downey was a three-time first-team All-SEC performer by the AP and Coaches and earned honorable mention All-America honors in 2009 and 2010. He was also a two-time SEC All-Defensive team selection in '09 and '10.

David Marchbanks, Baseball (2001-03) – Marchbanks went 31-8 in a three-year career including a 15-3 mark in 2003 to earn SEC Pitcher of the Year honors. Marchbanks was a 2003 first-team All-America selection by Baseball America, Collegiate Baseball and the National Collegiate Baseball Writers Association. Marchbanks played on two College World Series teams in 2002 and 2003.

Kenny McKinley, Football (2005-08) – McKinley is South Carolina's all-time leader in pass receptions with 207 in a four-year career and second only to Alshon Jeffery in yards receiving with 2,781. McKinley caught 19 career touch-down passes and holds the Carolina record with 43 consecutive games with a reception.

Karen Sanchelli, Softball (1985-88) – Sanchelli earned NSCA first-team All-America honors in 1987 and 1988 and was three-time NSCA All-Region selection. She led the Gamecocks in batting average, base hits and slugging percentage for three consecutive seasons.

Greg Ward, Baseball (1972-75) – Ward ranks third in career wins with the Garnet & Black with 34 and hurled 25 complete games, three more than any other Gamecock in a career. He is fifth all-time in career strikeouts with 323 and once threw two complete games in a doubleheader sweep of Georgia Tech in 1973, the second game being a shutout. Ward played on the 1975 Gamecock baseball team that was the first to punch a ticket to Omaha and the College World Series.

THIS 'N THAT:

◆ In 2015, the Gamecocks will play nine teams that appeared in bowl games following the 2014 season, including six teams that won its bowl game. This year's 12 opponents combined for an 89-64 record a season ago, a .582 winning percentage.

◆ From 2012-14, only three SEC teams have winning records over teams in the final AP Top 25: South Carolina (10-5), Alabama (9-5) and Georgia (9-8).

◆ Over the past five years, Carolina is 15-5 against their top rivals, going 4-1 versus Clemson, Florida and Georgia, and 3-2 against Tennessee.

◆ Since Steve Spurrier's arrival in Columbia, the Gamecocks are 21-19 against their top four rivals, going 6-4 versus Clemson, and 5-5 against Florida, Georgia and Tennessee. In the 10 years prior to Coach Spurrier's arrival, the Gamecocks were a combined 5-35 against those same four schools, going 3-7 against Georgia, 2-8 versus Clemson, and winless in 10 tries against both Florida and Tennessee.

◆ Head coach Steve Spurrier has had as many 11-win seasons in 10 years at South Carolina (3) as he had in his 12 years at Florida.

◆ Former Gamecock great quarterback Tommy Suggs (1968-70) is in his 42nd year describing Gamecock football from the radio booth. Only Washington State's Bob Robertson (49 years), Pitt's Bill Hillgrove (46) and Indiana's Don Fischer (43) have more years in the booth than Suggs and Colorado's Larry Zimmer (42).

◆ The Gamecocks scored 424 points in 2014, the second-highest mark in school history, behind only the 443 points scored in 2013.

South Carolina Depth Chart

Offense

WR	1 Deebo Samuel	6-0	202	FR-RS	Inman, S.C.
	8 Shamier Jeffery	6-1	189	SR-2L	St. Matthews, S.C.
	3 D.J. Neal	6-3	193	FR-HS	Stone Mountain, Ga.
WR	11 Pharoh Cooper	5-11	207	JR-2L	Havelock, N.C.
	15 Matrick Belton	6-4	209	JR-SQ	Columbia, S.C.
WR	17 Carlton Heard	6-0	182	SR-1L	Athens, Ga.
	5 Terry Googer	6-4	226	FR-RS	Atlanta, Ga.
	4 Jalen Christian	5-9	177	FR-HS	Damascus, Md.
LT	71 Brandon Shell	6-6	328	SR-3L	Goose Creek, S.C.
	55 Christian Pellage	6-6	314	FR-HS	Brooksville, Fla.
LG	76 Mike Matulis	6-5	293	SR-2L	Boynton Beach, Fla.
	78 Zack Bailey	6-6	320	FR-HS	Summerville, S.C.
C	70 Alan Knott	6-4	270	SO-1L	Tyrone, Ga.
	78 Zack Bailey	6-6	320	FR-HS	Summerville, S.C.
RG	75 Will Sport	6-5	295	SR-3L	Milton, Fla.
	72 Donell Stanley	6-4	320	FR-RS	Floydale, S.C.
RT	74 Mason Zandi	6-9	314	JR-2L	Chapin, S.C.
	63 Blake Camper	6-8	295	FR-HS	Virginia Beach, Va.
TE	89 Jerell Adams	6-6	231	SR-3L	Pinewood, S.C.
	81 Hayden Hurst	6-5	252	FR-HS	Jacksonville, Fla.
	84 Kyle Markway	6-4	243	FR-HS	St. Louis, Mo.
	40 Jacob August	6-6	258	FR-RS	Columbia, S.C.
QB	6 Connor Mitch	6-3	211	SO-SQ	Raleigh, N.C.
	10 Perry Orth	6-1	203	JR-SQ	Ponte Vedra, Fla.
	12 Michael Scarnecchia	6-4	210	FR-RS	Fleming Island, Fla.
	19 Lorenzo Nunez	6-3	210	FR-HS	Kennesaw, Ga.
FB	39 Rivers Bedenbaugh	6-2	245	SO-TR	Leesville, S.C.
	43 Garrison Gist	5-10	251	SR-SQ	Rock Hill, S.C.
TB	22 Brandon Wilds	6-2	220	SR-3L	Blythewood, S.C.
	33 David Williams	6-1	222	SO-1L	Philadelphia, Pa.
	7 Shon Carson	5-8	206	SR-2L	Scranton, S.C.

Note: South Carolina lists 12 positions on both offense and defense on its depth chart.

Defense

DE	18 Cedrick Cooper	6-2	248	SR-3L	Lithonia, Ga.
	55 David Johnson	6-1	240	SO-1L	Lithonia, Ga.
	44 Gerald Dixon	6-2	269	SR-2L	Rock Hill, S.C.
DT	90 Taylor Stallworth	6-2	308	SO-1L	Mobile, Ala.
	95 Dante Sawyer	6-3	291	SO-JC	Suwanee, Ga.
	94 Kelsey Griffin	6-2	316	JR-2L	Buford, Ga.
NT	92 Gerald Dixon Jr.	6-3	327	SR-3L	Rock Hill, S.C.
	52 Phillip Dukes	6-3	319	SR-2L	Manning, S.C.
	99 Abu Lamin	6-4	326	JR-1L	Fayetteville, N.C.
DE	8 Marquavius Lewis	6-3	264	JR-JC	Greenwood, S.C.
	5 Darius English	6-6	225	JR-2L	Powder Springs, Ga.
	49 Boosie Whitlow	6-3	240	FR-HS	Opelika, Ala.
MLB	10 Skai Moore	6-2	218	JR-2L	Cooper City, Fla.
	11 T.J. Holloman	6-2	231	JR-2L	Stone Mountain, Ga.
WLB	28 Jonathan Walton	6-0	235	JR-2L	Daphne, Ala.
	4 B. Allen-Williams	6-1	233	SO-1L	Ellenwood, Ga.
SLB	23 Larenz Bryant	6-0	220	JR-2L	Charlotte, N.C.
	12 Ernest Hawkins	6-1	224	SO-JC	Baltimore, Md.
SPR	20 T.J. Gurley	5-10	193	SR-3L	Cairo, Ga.
	26 Jasper Sasser	6-0	210	SO-1L	Jacksonville, Fla.
	27 Toure Boyd	5-11	180	JR-JC	R. Cucamonga, Calif.
LCB	3 Chris Lammons	5-10	183	SO-1L	Lauderhill, Fla.
	17 Chaz Elder	6-2	209	JR-2L	Union City, Ga.
FS	21 Isaiah Johnson	6-0	206	SR-TR	Cary, N.C.
	6 Chris Moody	6-1	215	JR-2L	McDonough, Ga.
SS	42 Jordan Diggs	6-0	209	JR-2L	Fort Myers, Fla.
	24 D.J. Smith	5-11	195	SO-1L	Marietta, Ga.
RCB	1 Rico McWilliams	5-11	186	JR-2L	Hampton, Ga.
	7 Al Harris Jr.	5-11	163	SO-1L	Fort Lauderdale, Fla.

Special Teams

KO	19 Landon Ard	5-9	182	SR-2L	Rock Hill, S.C.
	29 Elliott Fry	6-0	164	JR-2L	Frisco, Texas
PK	29 Elliott Fry	6-0	164	JR-2L	Frisco, Texas
	19 Landon Ard	5-9	182	SR-2L	Rock Hill, S.C.
P	13 Sean Kelly	5-10	189	JR-TR	Oakland, Fla.
	85 Michael Almond	6-3	200	FR-HS	North Augusta, S.C.
KR	1 Deebo Samuel	6-0	202	FR-RS	Inman, S.C.
	7 Shon Carson	5-8	204	SR-2L	Scranton, S.C.
PR	11 Pharoh Cooper	5-11	207	JR-2L	Havelock, N.C.
	3 Chris Lammons	5-10	183	SO-1L	Sunrise, Fla.
SN	47 Drew Williams	6-2	213	JR-2L	Irmo, S.C.
	48 Nick McGriff	6-0	224	FR-RS	Gainesville, Fla.
H	13 Sean Kelly	5-10	189	JR-TR	Oakland, Fla.
	19 Landon Ard	5-9	182	SR-2L	Rock Hill, S.C.

The Last Time They Met

GM
6

Kentucky 45
South Carolina 38



October 4, 2014
Commonwealth Stadium
Lexington, Ky.
62,135



LEXINGTON, KY.— In a game that saw multiple momentum swings, South Carolina fell 45-38 to Kentucky as the Wildcats scored 21 unanswered points during the final eight-plus minutes. Defensive end Alvin Dupree gave Kentucky the lead with under three minutes remaining in the game with a six-yard interception return for a touchdown.

Carolina opened the game with the ball and proceeded to use a punishing ground attack that chewed up nearly the first eight minutes that ended with Mike Davis giving the Gamecocks a 7-0 lead with a one-yard touchdown run, his first of three scores on the night. On the drive, South Carolina ran a total of 19 plays, the second-most during the Steve Spurrier era, and 17 of the plays came via the ground, accounting for 70 of the 79 yards.

After getting the ball back just over two minutes later, Carolina nearly lost the ball deep in its own territory on a high snap, but senior quarterback Dylan Thompson was able to fall on the ball. Facing a second-and-18, the Gamecocks went back to the ground, optioning to the left to Davis where the tailback found an open lane and raced out for a 40-yard run to midfield. Thompson was then able to go four-of-four as Carolina continued to march down the field. Davis finished off the drive with a two-yard run to extend the lead to 14-0 early in the second quarter.

Kentucky cut the deficit in half as Jojo Kemp finished off a six-play, 52-yard drive with a three-yard run up the middle. The Wildcats held the Gamecocks to a three-and-out on their next possession, but Carolina was able to force a fumble from Kentucky quarterback Patrick Towles. South Carolina turned the fumble into points as sophomore kicker Elliott Fry converted on a 31-yard field goal attempt.

It took the Wildcats just 56 seconds though to pull within three at 17-14 with 3:39 remaining in the half as Braylon Heard had rushes of 15 and 38 on the following drive. With time still left on the clock, South Carolina was able to move the ball down to the Kentucky 15-yard line, but an interception, followed by a 50-yard return by A.J. Stamps gave the Wildcats an opportunity late in the first half. With time expiring, Austin MacGinnis converted on a 47-yard field goal to tie the game at 17.

Kentucky took its first lead of the night on the opening drive of the second half. On third-and-four from midfield, the Wildcats went to a trick play with the ball exchanging hands three times before Towles, on the edge, found a wide open Ryan Timmons down field for a 48-yard touchdown pass to give the home team a 24-17 advantage.

Carolina quickly responded with a five-play drive that ended with a Shon Carson 25-yard run to tie the game at 24.

After the defense was able to force the Wildcats to punt, the Gamecock offense was back on the move despite starting from its own nine-yard line. Carolina steadily moved the ball down the field. Facing a third-and-four at the Kentucky 12-yard line, Thompson found Pharoh Cooper on the left sideline where the wideout spun back inside and dove to the end zone as the Gamecocks regained the lead at 31-24 with 1:48 left in the third quarter.

Carolina extended the lead to 14 early in the fourth quarter as the offense put together an eight-play drive that Davis capped off with a 26-yard run up the middle. Kentucky wouldn't go away though as a 41-yard return on the ensuing kickoff from Demarco Robinson put the Wildcats in South Carolina territory. Seven plays later, Kemp scored his second touchdown of the night on a one-yard run.

After a Carolina punt, the Wildcats came back down the field with Kemp doing the bulk of the work. The running back equalized the game at 38-38 with 2:46 on the clock with a five-yard run.

On the second play of the Gamecocks' ensuing possession, Thompson's pass was batted up in the air and Dupree came up with the interception and returned it six yards for a touchdown to give Wildcats a 45-38 lead with 2:23 remaining. Ashely Lowery sealed Kentucky's win with an interception in the game's final minute.



South Carolina	7	10	14	7	38
Kentucky	0	17	7	21	45

Scoring Summary

1st	7:04	SC	Davis 1-yard run (Fry kick) (19-79-7:56)	7-0
2nd	14:42	SC	Davis 2-yard run (Fry kick) (11-72-5:18)	14-0
2nd	9:15	UK	Kemp 3-yard run (MacGinnis kick) (6-52-2:18)	14-7
2nd	4:45	SC	Fry 31-yard field goal (6-21-1:35)	17-7
2nd	3:39	UK	Heard 38-yard run (MacGinnis kick) (3-73-0:56)	17-14
2nd	0:00	UK	MacGinnis 47-yard field goal (4-27-0:22)	17-17
3rd	11:45	UK	Timmons 48-yard pass from Towles (MacGinnis kick) (9-75-3:15)	17-24
3rd	9:40	SC	Carson 25-yard run (Fry kick) (6-85-1:58)	24-24
3rd	1:48	SC	P. Cooper 12-yard pass from Thompson (Fry kick) (12-91-5:23)	31-24
4th	11:45	SC	Davis 26-yard run (Fry kick) (8-73-3:22)	38-24
4th	8:06	UK	Kemp 1-yard run (MacGinnis kick) (7-47-3:31)	38-31
4th	2:46	UK	Kemp 5-yard run (MacGinnis kick) (7-75-3:12)	38-38
4th	2:29	UK	Dupree 6-yard interception return (MacGinnis kick)	38-45

Team Statistics

	SC	UK
First Downs	32	22
Rushing	16	12
Passing	13	9
Penalty	3	1
Net Yards Rushing	282	239
Rushing Attempts	48	36
Net Yards Passing	218	208
Cmp.-Att.-Int.	23-37-3	20-30-0
Total Offense Yards	500	447
Total Offense Plays	85	66
Fumbles: No.-Lost	1-0	2-1
Penalties: No.-Yards	4-35	8-80
Punts-Yards	3-115	4-159
Avg. Yards Per Punt	38.3	39.8
Punt Returns: No.-Yards	1-(-4)	2-5
Kickoff Returns: No.-Yards	5-82	3-81
Interceptions: No.-Yards	0-0	3-64
Possession Time	34:20	25:40
Third Down Conversions	9-15	5-10
Fourth Down Conversions	1-1	0-0
Red Zone Scores-Chances	4-5	3-3
Sacks By: No.-Yards	1-10	0-0
PAT Kicks	5-5	6-6
Field Goals	1-1	1-1

Individual Statistics

RUSHING: SC: Davis 23-183; Carson 4-37; Thompson 7-33; Wilds 8-28; Williams 5-19; Team 1-(-18). **UK:** Kemp 17-131; Heard 6-67; Horton 8-44; Team 2-(-1); Towles 3-(-2).

PASSING: SC: Thompson 23-37-3-218. **UK:** Towles 20-29-0-208; Team 0-1-0-0.

RECEIVING: SC: P. Cooper 6-83; Jones 5-32; Byrd 4-24; Anderson 3-31; Davis 2-8; Gibson 1-27; Williams 1-9; Wilds 1-4. **UK:** Timmons 5-61; Blue 3-39; Robinson 3-37; Heard 3-21; Johnson 2-29; Herrick 2-20; Bone 1-4; Kemp 1-(-3).

PUNT RETURNS: SC: P. Cooper 1-(-4). **UK:** Robinson 1-11; Team 1-(-6).

KICKOFF RETURNS: SC: Carson 4-77; Turner 1-5. **UK:** Robinson 1-41; Harmon 1-27; Heard 1-13.

INTERCEPTION RETURNS: SC: None. **UK:** Stamps 1-50; Lowery 1-8; Dupree 1-6.

The Last Time They Met in Columbia

Game 5

#13/12 South Carolina 35, Kentucky 28



October 5, 2013
Williams-Brice Stadium
Columbia, S.C.
82,313



COLUMBIA, S.C.— Another strong first half offensive performance by No. 13/12 South Carolina (4-1, 2-1 SEC) led the Gamecocks to a 35-28 victory over Kentucky (1-4, 0-2 SEC) in front of 82,313 fans at Williams-Brice Stadium on Saturday.

Sophomore tailback Mike Davis posted his fourth 100-yard game of the season, gaining 106 on 21 carries to go with two touchdowns to top the Gamecocks. He also had 54 receiving yards on three catches. Senior quarterback Connor Shaw added 312 yards of total offense in his 21st career win as the starting quarterback. Junior wide receiver Damiere Byrd posted career bests in catches (5) and yards (94) in the win.

The Gamecocks posted a strong first half, holding a 24-7 lead at the break. On the fourth play of the game, Shaw hit Byrd for a 62-yard touchdown, putting South Carolina ahead 7-0. Davis scored on two different runs, first from 22 yards out before diving in for his second from a yard away, which handed the Gamecocks a 21-0 lead. Both of the Davis' touchdowns capped four-plus minute drives of 10 and nine plays, respectively. Fifty-six of the 80 yards on the first drive came from Davis, as he had three carries and two catches.

Kentucky got on the board after the second Davis run with a 14-play, 75-yard drive. Raymond Sanders darted in from two yards out to make it 21-7. Just before the half ended, Gamecock freshman Elliott Fry kicked his then-career longest field goal of 40 yards. South Carolina set up that Fry kick in part by a catch and lateral from Rory Anderson to Davis to get to the Kentucky 30. With the 24-7 lead at the break, South Carolina's offense dominated in the stats, doubling the Wildcats in first downs (14-7) and nearly tripling them in yards (297-100).

To start the third quarter, Kentucky drove to its own 49 after a fourth-down conversion. The next two plays, Gamecock junior defensive tackle Kelcy Quarles came up big, hitting Raymond Sanders behind the line for a four-yard loss before sacking Kentucky quarterback Jalen Whitlow for a 10-yard setback. The Wildcats were forced to punt, and the Gamecocks responded with an 11-play, 53-yard drive that almost took six minutes off the clock. Fry added another field goal, a 41-yarder that just cleared the crossbar, to make it a 20-point Gamecock lead with just under 20 minutes to play.

Kentucky followed the Fry field goal with a 12-play drive, capped by Demarco Robinson's stretch of the ball across the goal line on replay on a four-yard reception from Whitlow. The quarterback accounted for all but five of the team's 75 yards on the drive, going 7-for-8 for 58 yards in the air to go with his 11 yards rushing. The Wildcats capitalized on a fourth-quarter Gamecock miscue, fumbling the kickoff after a nice return. Whitlow found Ryan Timmons in the end zone for a 14-yard scoring pass, drawing the visitors within a score, 27-21.

South Carolina responded with a seven-play, 89-yard drive to push the lead back to two scores. Shaw ran for a 31-yard gain before hitting Davis to advance 18 yards to the Kentucky 33. After a Shaw seven-yard gain, freshman Pharoh Cooper took the direct snap and gained 23 yards to get to the UK 3. Two plays later, Shaw ran it in from two yards out. He found junior Nick Jones on the two-point conversion to make it a 14-point Gamecock lead at 35-21.

The Wildcats answered back with an eight-play, 81-yard drive with Whitlow succeeding on his second sneak try from a yard out to bring Kentucky within seven points again. Shamier Jeffery recovered the onside kick try by the Wildcats with 3:59 to go. Two Davis first-down runs let South Carolina kneel three times for the victory.

The win for the Gamecocks marked the 20th triumph for Gamecock head coach Steve Spurrier over Kentucky, the only active Division I coach to hold 20 wins over any one opponent.

Three Gamecocks had six tackles, with Quarles joining redshirt freshman T.J. Holloman and junior defensive tackle J.T. Surratt in leading the team. Both Holloman and Surratt set career bests. South Carolina played without Jadeveon Clowney, who sat out the game with bruised ribs.



Kentucky	0	7	0	21	28
South Carolina	14	10	3	8	35

Scoring Summary

1st	13:21	SC	Byrd 62-yard pass from Shaw (Fry kick) (4-77-1:39)	7-0
1st	6:36	SC	Davis 22-yard run (Fry kick) (10-80-4:18)	14-0
2nd	14:20	SC	Davis 1-yard run (Fry kick) (9-71-4:37)	21-0
2nd	7:38	UK	Sanders 2-yard run (Mansour kick) (14-75-6:42)	21-7
2nd	0:12	SC	Fry 40-yard field goal (10-52-2:56)	24-7
3rd	4:59	SC	Fry 41-yard field goal (11-53-5:56)	27-7
4th	13:43	UK	Robinson 4-yard pass from Whitlow (Mansour kick) (12-75-6:16)	27-14
4th	11:50	UK	Timmons 14-yard pass from Whitlow (Mansour kick) (5-35-1:41)	27-21
4th	8:05	SC	Shaw 2-yard run (Jones pass from Shaw) (7-89-3:45)	35-21
4th	4:02	UK	Whitlow 1-yard run (Mansour kick) (8-81-4:03)	35-28

Team Statistics

	UK	SC
First Downs	19	22
Rushing	9	10
Passing	8	12
Penalty	2	0
Net Yards Rushing	123	178
Rushing Attempts	36	39
Net Yards Passing	178	275
Cmp.-Att.-Int.	17-24-0	18-23-0
Total Offense Yards	301	453
Total Offense Plays	60	62
Fumbles: No.-Lost	0-0	2-1
Penalties: No.-Yards	2-9	5-40
Punts-Yards	4-158	1-41
Avg. Yards Per Punt	39.5	41.0
Punt Returns: No.-Yards	0-0	2-0
Kickoff Returns: No.-Yards	3-59	5-77
Interceptions: No.-Yards	0-0	0-0
Possession Time	30:15	29:45
Third Down Conversions	5-11	5-9
Fourth Down Conversions	2-2	0-0
Red Zone Scores-Chances	4-4	2-2
Sacks By: No.-Yards	3-16	2-15
PAT Kicks	4-4	3-3
Field Goals	0-0	2-2

Individual Statistics

RUSHING: UK: Whitlow 17-69; Kemp 12-40; Sanders 7-14. **SC:** Davis 21-106; Shaw 9-50; P. Cooper 2-26; Carson 3-7; Thompson 1-(-5); Team 3-(-6).

PASSING: UK: Whitlow 17-24-0-178. **SC:** Shaw 17-20-0-262; Thompson 1-3-0-13.

RECEIVING: UK: Blue 4-62; Timmons 4-36; Aumiller 3-34; Montgomery 2-16; Kendrick 1-16; Kemp 1-9; Robinson 1-4; Badet 1-1. **SC:** Byrd 5-98; Davis 3-54; Adams 2-50; Jones 2-21; Anderson 2-18; Cooper 1-12; Smith 1-8; Ellington 1-7; Carson 1-7.

PUNT RETURNS: UK: None. **SC:** Hampton 2-0.

KICKOFF RETURNS: UK: Blue 1-25; Sanders 1-19; Robinson 1-15. **SC:** Ellington 4-77; Jeffery 1-0.

INTERCEPTION RETURNS: UK: None. **SC:** None.

South Carolina 2015 Numerical Roster

No.	Name	Pos.	Ht.	Wt.	Yr.	Exp	Hometown (High/Last School)
1	Rico McWilliams	CB	5-11	186	JR-2L		Hampton, Ga. (Lovejoy)
1	Deebo Samuel	WR	6-0	202	FR-RS		Inman, S.C. (Chapman)
3	Chris Lammons	CB	5-10	183	SO-1L		Lauderhill, Fla. (Plantation)
3	D.J. Neal	WR	6-3	193	FR-HS		Stone Mountain, Ga. (Stephenson)
4	Bryson Allen-Williams	LB	6-1	233	SO-1L		Ellenwood, Ga. (Cedar Grove)
4	Jalen Christian	WR	5-9	177	FR-HS		Damascus, Md. (Damascus)
5	Darius English	DE	6-6	225	JR-2L		Powder Springs, Ga. (McEachern)
5	Terry Googer	WR	6-4	226	FR-2L		Atlanta, Ga. (Woodward Academy)
6	Chris Moody	FS	6-1	215	JR-2L		McDonough, Ga. (Henry County)
6	Connor Mitch	QB	6-3	211	SO-SQ		Raleigh, N.C. (Wakefield)
7	Shon Carson	TB	5-8	206	SR-2L		Scranton, S.C. (Lake City)
7	Al Harris Jr.	CB	5-11	163	SO-1L		Fort Lauderdale, Fla. (St. Thomas Aquinas)
8	Shamier Jeffery	WR	6-1	189	SR-2L		St. Matthews, S.C. (Calhoun County)
8	Marquavius Lewis	DE	6-3	264	JR-JC		Greenwood, S.C. (Greenwood/ Hutchinson CC)
9	Sherrod Pittman	LB	6-0	225	FR-HS		Jacksonville, Fla. (First Coast)
9	Jerad Washington	WR	5-8	158	FR-HS		Jacksonville, Fla. (First Coast)
10	Skai Moore	LB	6-2	218	JR-2L		Cooper City, Fla. (University)
10	Perry Orth	QB	6-1	203	JR-SQ		Ponte Vedra, Fla. (Ponte Vedra/ Florida State College)
11	T.J. Holloman	LB	6-2	231	JR-2L		Stone Mountain, Ga. (St. Stix X)
11	Pharoh Cooper	WR	5-11	207	JR-2L		Havelock, N.C. (Havelock)
12	Ernest Hawkins	LB	6-1	224	SO-JC		Baltimore, Md. (Dunbar/ Hartnell College)
12	Michael Scarnecchia	QB	6-4	210	FR-RS		Fleming Island, Fla. (Fleming Island)
13	Sean Kelly	P	5-10	189	JR-TR		Oakland, Fla. (West Orange/FAU)
13	Jalen Henry	LB	5-10	207	FR-HS		Foley, Ala. (Foley)
14	Ali Groves	FS	5-10	183	SO-SQ		Stone Mountain, Ga. (Stephenson)
14	Shaq Davidson	WR	5-11	175	FR-RS		Gaffney, S.C. (Gaffney)
15	Matrick Belton	WR	6-4	209	JR-SQ		Columbia, S.C. (Keenan/Hampton)
15	Antoine Wilder	SS	5-10	185	FR-HS		Riverdale, Ga. (Hapeville Charter)
16	Rashad Fenton	CB	5-10	180	FR-HS		Miami, Fla. (Miami Carol City)
16	Gage Pucci	QB	5-11	195	FR-HS		Glendora, Calif. (Rancho Cucamonga)
17	Carlton Heard	WR	6-0	182	SR-1L		Athens, Ga. (Clarke Central/ Gardner-Webb)
17	Chaz Elder	CB	6-2	209	JR-2L		Union City, Ga. (Banneker)
18	Cedrick Cooper	DE	6-2	248	SR-3L		Lithonia, Ga. (Lithonia)
18	Danny Gordon	QB	6-0	203	FR-TR		Worthington, Ohio (Worthington/ Miami (Ohio))
19	Landon Ard	PK	5-9	182	SR-2L		Rock Hill, S.C. (South Pointe)
19	Lorenzo Nunez	QB	6-3	210	FR-HS		Kennesaw, Ga. (Harrison)
20	T.J. Gurley	SPR	5-10	193	SR-3L		Cairo, Ga. (Cairo)
20	Joseph Charlton	K/P	6-5	180	FR-HS		Columbia, S.C. (A.C. Flora)
21	Isaiah Johnson	FS	6-0	206	SR-TR		Cary, N.C. (Panther Creek/Kansas)
22	Brandon Wilds	TB	6-2	220	SR-3L		Blythewood, S.C. (Blythewood)
22	Jamari Smith	CB	5-10	200	SO-1L		Jacksonville, Fla. (Fletcher)
23	Larenz Bryant	LB	6-0	220	JR-2L		Charlotte, N.C. (Vance)
23	Christian Owens	WR	6-5	204	FR-HS		Griffin, Ga. (Griffin)
24	D.J. Smith	SS	5-11	195	SO-1L		Marietta, Ga. (Walton)
25	Darin Smalls	SPR	5-11	190	FR-HS		Summerville, S.C. (Summerville)
25	A.J. Turner	TB	5-10	185	FR-HS		Clifton, Va. (Centreville)
26	Jasper Sasser	SPR	6-0	210	SO-1L		Jacksonville, Fla. (Wolfson)
27	Toure Boyd	FS	5-11	180	JR-JC		Rancho Cucamonga, Calif. (Rancho Cucamonga/Chaffey College)
28	Jonathan Walton	LB	6-0	235	JR-2L		Daphne, Ala. (Bayside Academy)
29	Elliott Fry	PK	6-0	164	JR-2L		Frisco, Texas (Prince of Peace Christian)
30	Darius Paulk	TB	5-8	198	JR-SQ		Columbia, S.C. (Richland Northeast/ North Greenville)
30	Daniel Fennell	LB	6-3	220	FR-HS		Loganville, Ga. (Grayson)
32	Rod Talley	TB	5-10	201	SO-SQ		Laurens, S.C. (Laurens/Gardner-Webb)
33	David Williams	TB	6-1	222	SO-1L		Philadelphia, Pa. (Imhotep Charter)
34	Mon Denson	TB	5-10	222	FR-HS		LaGrange, Ga. (LaGrange)

No.	Name	Pos.	Ht.	Wt.	Yr.	Exp	Hometown (High/Last School)
34	Scott Grant	SS	5-10	178	FR-RS		Laurens, S.C. (Laurens)
35	Shannon James	CB	5-7	154	JR-SQ		Florence, S.C. (South Florence)
39	Rivers Bedenbaugh	FB	6-2	245	SO-TR		Leesville, S.C. ((Lexington/ Georgia Southern)
39	Demetrius Smalls	CB	5-9	170	SO-SQ		Bluffton, S.C. (Bluffton)
40	Jacob August	TE	6-6	258	FR-RS		Columbia, S.C. (Cardinal Newman/ Fork Union)
40	Jason Senn	FS	5-8	181	FR-HS		Beaufort, S.C. (Beaufort)
41	Tyler Ragsdale	LB	6-0	210	FR-HS		Mt. Pleasant, S.C. (Wando)
42	Jordan Diggs	SS	6-0	209	JR-2L		Fort Myers, Fla. (Island Coast)
43	Garrison Gist	FB	5-10	251	SR-SQ		Rock Hill, S.C. (Northwestern)
43	Benji Russell	SS	6-0	188	SO-SQ		Atlanta, Ga. (Woodward Academy)
44	Gerald Dixon	DE	6-2	269	SR-2L		Rock Hill, S.C. (South Pointe)
44	Max Moorman	FB	5-10	234	FR-HS		Alpharetta, Ga. (Milton)
45	Clayton Stadnik	TE	6-3	240	JR-2L		Greensboro, N.C. (Western Guilford)
45	Reubyn Walker	LB	5-10	220	JR-TR		Rock Hill, S.C. (Northwestern/ Florida A&M)
46	Cedrick Malone	LB	6-0	200	JR-SQ		Camden, S.C. (Camden/Coastal Carolina)
46	Jakob Huechtker	LS	5-6	188	SO-HS		Rock Hill, S.C. (South Pointe)
47	Drew Williams	LS	6-2	213	JR-2L		Irmo, S.C. (Dutch Fork)
48	Dexter Wideman	DT	6-4	293	FR-PS		Saluda, S.C. (Saluda/Camden Military)
48	Nick McGriff	LS	6-0	224	FR-RS		Gainesville, Fla. (Gainesville)
49	Devin Potter	TB	5-10	203	JR-SQ		Granite Falls, N.C. (South Caldwell)
49	Boosie Whitlow	DE	6-3	240	FR-HS		Opelika, Ala. (Opelika)
51	Cody Waldrop	OC	6-2	300	JR-2L		Seffner, Fla. (Armwood)
52	Phillip Dukes	DT	6-3	319	SR-2L		Manning, S.C. (Manning)
55	David Johnson	DE	6-1	240	SO-1L		Lithonia, Ga. (Lithonia)
55	Christian Peltage	OT	6-6	314	FR-HS		Brooksville, Fla. (Nature Coast Tech)
57	Cory Helms	OC	6-4	301	JR-TR		Alpharetta, Ga. (Milton/Wake Forest)
59	Logan Crane	LS	6-3	212	FR-HS		Dartmouth, Mass. (Dartmouth)
63	Blake Camper	OT	6-8	295	FR-HS		Virginia Beach, Va. (Frank W. Cox)
69	D.J. Park	OT	6-4	325	SO-1L		Dillon, S.C. (Dillon)
70	Alan Knott	OC	6-4	270	SO-1L		Tyrone, Ga. (Sandy Creek)
71	Brandon Shell	OT	6-6	328	SR-3L		Goose Creek, S.C. (Goose Creek)
72	Donell Stanley	OG	6-4	320	FR-RS		Floydale, S.C. (Latta)
74	Mason Zandi	OT	6-9	314	JR-2L		Chapin, S.C. (Chapin)
75	Will Sport	OG	6-5	295	SR-3L		Milton, Fla. (Pace)
76	Mike Matulis	OT	6-5	293	SR-2L		Boynton Beach, Fla. (Park Vista)
77	Malik Young	OT	6-3	308	FR-RS		Pelzer, S.C. (Woodmont)
78	Zack Bailey	OG	6-6	320	FR-HS		Summerville, S.C. (Summerville)
79	Trey Derouen	OG	6-3	314	FR-HS		Lilburn, Ga. (Parkview)
80	John Dixon	WR	5-11	185	FR-HS		Alexandria, Va. (Episcopal)
81	Hayden Hurst	TE	6-5	252	FR-HS		Jacksonville, Fla. (The Bolles School)
82	Sean Odom	WR	6-0	194	JR-SQ		Orangeburg, S.C. (Orangeburg Prep)
84	Kyle Markway	TE	6-4	243	FR-HS		St. Louis, Mo. (St. John Vianney)
85	Michael Almond	K/P	6-3	200	FR-HS		North Augusta, S.C. (Westminster)
85	Devin Dingle	WR	5-10	160	FR-HS		Summerville, S.C. (Caine Bay)
86	Kevin Crosby	TE	6-1	238	FR-RS		Bamberg, S.C. (Bamberg-Ehrhardt)
87	Connor Redmond	TE	6-4	225	FR-HS		Lawrenceville, Ga. (Archer)
88	Javon Charleston	WR	6-0	185	FR-HS		Gurnee, Ill. (Warren)
89	Jerrell Adams	TE	6-6	231	SR-3L		Pinewood, S.C. (Scott's Branch/ Fork Union)
90	Taylor Stallworth	DT	6-2	308	SO-1L		Mobile, Ala. (Murphy)
91	Shameik Blackshear	DE	6-4	250	FR-HS		Bluffton, S.C. (Bluffton)
92	Gerald Dixon Jr.	DT	6-3	327	SR-3L		Rock Hill, S.C. (Northwestern)
93	Ulric Jones	OL	6-5	300	JR-JC		Oxford, Ala. (Oxford/Butler CC)
94	Kelsey Griffin	DT	6-2	316	JR-2L		Buford, Ga. (Mill Creek)
95	Dante Sawyer	DT	6-3	291	SO-JC		Suwanee, Ga. (North Gwinett/ East Mississippi CC)
99	Abu Lamin	DT	6-4	326	JR-1L		Fayetteville, N.C. (Trinity Christian/ Fort Scott CC)

South Carolina 2015 Alphabetical Roster

No.	Name	Pos.	Ht.	Wt.	Yr.	Exp	Hometown (High/Last School)
89	Jerrell Adams	TE	6-6	231	SR	3L	Pinewood, S.C. (Scott's Branch/ Fork Union)
4	Bryson Allen-Williams	LB	6-1	233	SO	1L	Ellenwood, Ga. (Cedar Grove)
85	Michael Almond	K/P	6-3	200	FR	HS	North Augusta, S.C. (Westminster)
19	Landon Ard	PK	5-9	182	SR	2L	Rock Hill, S.C. (South Pointe)
40	Jacob August	TE	6-6	258	FR	RS	Columbia, S.C. (Cardinal Newman/ Fork Union)
78	Zack Bailey	OG	6-6	320	FR	HS	Summerville, S.C. (Summerville)
39	Rivers Bedenbaugh	FB	6-2	245	SO	TR	Leesville, S.C. (Lexington/ Georgia Southern)
15	Matrick Belton	WR	6-4	209	JR	SQ	Columbia, S.C. (Keenan/Hampton)
91	Shameik Blackshear	DE	6-4	250	FR	HS	Bluffton, S.C. (Bluffton)
27	Toure Boyd	FS	5-11	180	JR	JC	Rancho Cucamonga, Calif. (Rancho Cucamonga/Chaffey College)
23	Larenz Bryant	LB	6-0	220	JR	2L	Charlotte, N.C. (Vance)
63	Blake Camper	OT	6-8	295	FR	HS	Virginia Beach, Va. (Frank W. Cox)
7	Shon Carson	TB	5-8	206	SR	2L	Scranton, S.C. (Lake City)
88	Javon Charleston	WR	6-0	185	FR	HS	Gurnee, Ill. (Warren)
20	Joseph Charlton	K/P	6-5	180	FR	HS	Columbia, S.C. (A.C. Flora)
4	Jalen Christian	WR	5-9	177	FR	HS	Damascus, Md. (Damascus)
18	Cedrick Cooper	DE	6-2	248	SR	3L	Lithonia, Ga. (Lithonia)
11	Pharoh Cooper	WR	5-11	207	JR	2L	Havelock, N.C. (Havelock)
59	Logan Crane	LS	6-3	212	FR	HS	Dartmouth, Mass. (Dartmouth)
86	Kevin Crosby	TE	6-1	238	FR	RS	Bamberg, S.C. (Bamberg-Ehrhardt)
14	Shaq Davidson	WR	5-11	175	FR	RS	Gaffney, S.C. (Gaffney)
34	Mon Denson	TB	5-10	222	FR	HS	LaGrange, Ga. (LaGrange)
79	Trey Derouen	OG	6-3	314	FR	HS	Lilburn, Ga. (Parkview)
42	Jordan Diggs	SS	6-0	209	JR	2L	Fort Myers, Fla. (Island Coast)
85	Devin Dingle	WR	5-10	160	FR	HS	Summerville, S.C. (Caine Bay)
44	Gerald Dixon	DE	6-2	269	SR	2L	Rock Hill, S.C. (South Pointe)
92	Gerald Dixon Jr.	DT	6-3	327	SR	3L	Rock Hill, S.C. (Northwestern)
80	John Dixon	WR	5-11	185	FR	HS	Alexandria, Va. (Episcopal)
52	Phillip Dukes	DT	6-3	319	SR	2L	Manning, S.C. (Manning)
17	Chaz Elder	CB	6-2	209	JR	2L	Union City, Ga. (Banneker)
5	Darius English	DE	6-6	225	JR	2L	Powder Springs, Ga. (McEachern)
30	Daniel Fennell	LB	6-3	220	FR	HS	Loganville, Ga. (Grayson)
16	Rashad Fenton	CB	5-10	180	FR	HS	Miami, Fla. (Miami Carol City)
29	Elliott Fry	PK	6-0	164	JR	2L	Frisco, Texas (Prince of Peace Christian)
43	Garrison Gist	FB	5-10	251	SR	SQ	Rock Hill, S.C. (Northwestern)
5	Terry Googer	WR	6-4	226	FR	RS	Atlanta, Ga. (Woodward Academy)
18	Danny Gordon	QB	6-0	203	FR	TR	Worthington, Ohio (Worthington/ Miami (Ohio))
34	Scott Grant	SS	5-10	178	FR	RS	Laurens, S.C. (Laurens)
94	Kelsey Griffin	DT	6-2	316	JR	2L	Buford, Ga. (Mill Creek)
14	Ali Groves	FS	5-10	183	SO	SQ	Stone Mountain, Ga. (Stephenson)
20	T.J. Gurley	SPR	5-10	193	SR	3L	Cairo, Ga. (Cairo)
7	Al Harris Jr.	CB	5-11	163	SO	1L	Fort Lauderdale, Fla. (St. Thomas Aquinas)
12	Ernest Hawkins	LB	6-1	224	SO	JC	Baltimore, Md. (Dunbar/ Hartnell College)
17	Carlton Heard	WR	6-0	182	SR	1L	Athens, Ga. (Clarke Central/ Gardner-Webb)
57	Cory Helms	OC	6-4	301	JR	TR	Alpharetta, Ga. (Milton/Wake Forest)
13	Jalen Henry	LB	5-10	207	FR	HS	Foley, Ala. (Foley)
11	T.J. Holloman	LB	6-2	231	JR	2L	Stone Mountain, Ga. (St. Pius X)
46	Jakob Huechtker	LS	5-6	188	SO	HS	Rock Hill, S.C. (South Pointe)
81	Hayden Hurst	TE	6-5	252	FR	HS	Jacksonville, Fla. (The Bolles School)
35	Shannon James	CB	5-7	154	JR	SQ	Florence, S.C. (South Florence)
8	Shamier Jeffery	WR	6-1	189	SR	2L	St. Matthews, S.C. (Calhoun County)
55	David Johnson	DE	6-1	240	SO	1L	Lithonia, Ga. (Lithonia)
21	Isaiah Johnson	FS	6-0	206	SR	TR	Cary, N.C. (Panther Creek/Kansas)
93	Ulric Jones	OL	6-5	300	JR	JC	Oxford, Ala. (Oxford/Butler CC)
13	Sean Kelly	P	5-10	189	JR	TR	Oakland, Fla. (West Orange/FAU)

No.	Name	Pos.	Ht.	Wt.	Yr.	Exp	Hometown (High/Last School)
70	Alan Knott	OC	6-4	270	SO	1L	Tyrone, Ga. (Sandy Creek)
99	Abu Lamin	DT	6-4	326	JR	1L	Fayetteville, N.C. (Trinity Christian/ Fort Scott CC)
3	Chris Lammons	CB	5-10	183	SO	1L	Lauderhill, Fla. (Plantation)
8	Marquavius Lewis	DE	6-3	264	JR	JC	Greenwood, S.C. (Greenwood/ Hutchinson CC)
46	Cedrick Malone	LB	6-0	200	JR	SQ	Camden, S.C. (Camden/Coastal Carolina)
84	Kyle Markway	TE	6-4	243	FR	HS	St. Louis, Mo. (St. John Vianney)
76	Mike Matulis	OT	6-5	293	SR	2L	Boynton Beach, Fla. (Park Vista)
48	Nick McGriff	LS	6-0	224	FR	RS	Gainesville, Fla. (Gainesville)
1	Rico McWilliams	CB	5-11	186	JR	2L	Hampton, Ga. (Lovejoy)
6	Connor Mitch	QB	6-3	211	SO	SQ	Raleigh, N.C. (Wakefield)
6	Chris Moody	FS	6-1	215	JR	2L	McDonough, Ga. (Henry County)
10	Skai Moore	LB	6-2	218	JR	2L	Cooper City, Fla. (University)
44	Max Moorman	FB	5-10	234	FR	HS	Alpharetta, Ga. (Milton)
3	D.J. Neal	WR	6-3	193	FR	HS	Stone Mountain, Ga. (Stephenson)
19	Lorenzo Nunez	QB	6-3	210	FR	HS	Kennesaw, Ga. (Harrison)
82	Sean Odom	WR	6-0	194	JR	SQ	Orangeburg, S.C. (Orangeburg Prep)
10	Perry Orth	QB	6-1	203	JR	SQ	Ponte Vedra, Fla. (Ponte Vedra/ Florida State College)
23	Christian Owens	WR	6-5	204	FR	HS	Griffin, Ga. (Griffin)
69	D.J. Park	OT	6-4	325	SO	1L	Dillon, S.C. (Dillon)
30	Darius Paulk	TB	5-8	198	JR	SQ	Columbia, S.C. (Richland Northeast/ North Greenville)
55	Christian Peltage	OT	6-6	314	FR	HS	Brooksville, Fla. (Nature Coast Tech)
9	Sherrod Pittman	LB	6-0	225	FR	HS	Jacksonville, Fla. (First Coast)
49	Devin Potter	TB	5-10	203	JR	SQ	Granite Falls, N.C. (South Caldwell)
16	Gage Pucci	QB	5-11	195	FR	HS	Glendora, Calif. (Rancho Cucamonga)
41	Tyler Ragsdale	LB	6-0	210	FR	HS	Mt. Pleasant, S.C. (Wando)
87	Connor Redmond	TE	6-4	225	FR	HS	Lawrenceville, Ga. (Archer)
43	Benji Russell	SS	6-0	188	SO	SQ	Atlanta, Ga. (Woodward Academy)
1	Deebo Samuel	WR	6-0	202	FR	RS	Inman, S.C. (Chapman)
26	Jasper Sasser	SPR	6-0	210	SO	1L	Jacksonville, Fla. (Wolfson)
95	Dante Sawyer	DT	6-3	291	SO	JC	Suwanee, Ga. (North Gwinett/ East Mississippi CC)
12	Michael Scarnecchia	QB	6-4	210	FR	RS	Fleming Island, Fla. (Fleming Island)
40	Jason Senn	FS	5-8	181	FR	HS	Beaufort, S.C. (Beaufort)
71	Brandon Shell	OT	6-6	328	SR	3L	Goose Creek, S.C. (Goose Creek)
25	Darin Smalls	SPR	5-11	190	FR	HS	Summerville, S.C. (Summerville)
39	Demetrius Smalls	CB	5-9	170	SO	SQ	Bluffton, S.C. (Bluffton)
24	D.J. Smith	SS	5-11	195	SO	1L	Marietta, Ga. (Walton)
22	Jamari Smith	CB	5-10	200	SO	1L	Jacksonville, Fla. (Fletcher)
75	Will Sport	OG	6-5	295	SR	3L	Milton, Fla. (Pace)
45	Clayton Stadnik	TE	6-3	240	JR	2L	Greensboro, N.C. (Western Guilford)
90	Taylor Stallworth	DT	6-2	308	SO	1L	Mobile, Ala. (Murphy)
72	Donell Stanley	OG	6-4	320	FR	RS	Floydale, S.C. (Latta)
32	Rod Talley	TB	5-10	201	SO	SQ	Laurens, S.C. (Laurens/Gardner-Webb)
25	A.J. Turner	TB	5-10	185	FR	HS	Clifton, Va. (Centreville)
51	Cody Waldrop	OC	6-2	300	JR	2L	Seffner, Fla. (Armwood)
45	Reubyn Walker	LB	5-10	220	JR	TR	Rock Hill, S.C. (Northwestern/ Florida A&M)
28	Jonathan Walton	LB	6-0	235	JR	2L	Daphne, Ala. (Bayside Academy)
9	Jerad Washington	WR	5-8	158	FR	HS	Jacksonville, Fla. (First Coast)
49	Boosie Whitlow	DE	6-3	240	FR	HS	Opelika, Ala. (Opelika)
48	Dexter Wideman	DT	6-4	293	FR	PS	Saluda, S.C. (Saluda/Camden Military)
15	Antoine Wilder	SS	5-10	185	FR	HS	Riverdale, Ga. (Hapeville Charter)
22	Brandon Wilds	TB	6-2	220	SR	3L	Blythewood, S.C. (Blythewood)
33	David Williams	TB	6-1	222	SO	1L	Philadelphia, Pa. (Imhotep Charter)
47	Drew Williams	LS	6-2	213	JR	2L	Irmo, S.C. (Dutch Fork)
77	Malik Young	OT	6-3	308	FR	RS	Pelzer, S.C. (Woodmont)
74	Mason Zandi	OT	6-9	314	JR	2L	Chapin, S.C. (Chapin)

Head Coach Steve Spurrier

STEVE SPURRIER HEAD COACH 11TH YEAR AT SOUTH CAROLINA



THE SPURRIER FILE



PERSONAL

Full Name: Stephen Orr Spurrier
Hometown: Johnson City, Tenn.
Wife: Jerri
Children: Lisa, Amy, Steve Jr., Scott
College: Florida (1967)

COACHING EXPERIENCE

2005-15 South Carolina Head Coach
2002-03 Washington H.C. (NFL)
1990-01 Florida Head Coach
1987-89 Duke Head Coach
1983-85 Tampa Bay H.C. (USFL)
1980-82 Duke Assistant Coach
1979 Georgia Tech Asst. Coach
1978 Florida Assistant Coach

BOWL EXPERIENCE

2014 Independence
2014 Capital One
2013 Outback
2012 Capital One
2010 Chick-fil-A
2010 Papajohns.com
2009 Outback
2006 Liberty
2005 Independence
2002 Orange
2001 Sugar
2000 Citrus
1999 Orange
1998 Citrus
1997 Sugar
1996 Fiesta
1995 Sugar
1994 Sugar
1992 Gator
1992 Sugar
1989 All-American

Steve Spurrier, who has coached over 400 games, a national championship team, won seven conference titles, garnered nine conference Coach of the Year awards, and won over 72 percent of the college games in which he has coached, begins his 11th season as head coach at the University of South Carolina. Coach Spurrier was introduced as Carolina's 32nd head coach on Nov. 23, 2004.

Coach Spurrier has compiled a 227-85-2 (.726) won-loss record in 25 seasons as a major college head coach, including an 85-45 mark (.654) at Carolina. He became the 71st collegiate coach (all divisions) and the 22nd in Division I to record 200 career victories when he defeated UAB on Sept. 15, 2012 and logged his 250th all-time coaching win (including his stints in the pros) against Georgia in 2012.

Coach Spurrier surpassed Rex Enright's school record for wins when he logged number 65 at Clemson in the 2012 season finale. In doing so, he joined the great Bear Bryant as the only coaches to boast the most coaching victories at two different SEC schools.

He led Duke to the 1989 Atlantic Coast Conference championship before returning to his alma mater, the University of Florida, as head coach in 1990. During his 12 seasons with the Gators, Spurrier's teams won six Southeastern Conference championships, one national title and finished ranked in the nation's top 10 nine times. His record at Florida was an amazing 122-27-1 (.817). Spurrier, who won the 1966 Heisman Trophy as a quarterback for the Gators, was also head coach of the NFL's Washington Redskins. He returned to the college ranks in 2005 after a one-year absence from the sidelines.

In his first season at South Carolina, Coach Spurrier led the Gamecocks to a 7-5 record and a second-place finish in the SEC Eastern Division. In doing so, he posted a five-game winning streak, the 15th-consecutive year in which he has had a five-game winning streak, something no other coach in college history has accomplished. He was honored as the SEC Coach of the Year by the Associated Press after leading the Gamecocks to a school-record five straight SEC wins, their first win ever at Tennessee and their first win over Florida since the 1930s.

He came back with an 8-5 record in 2006, just the ninth time in school history that the Gamecocks posted eight or more wins in a season. The season was capped with a Liberty Bowl win over C-USA champion Houston.

In his third season with the Garnet & Black, Spurrier's squad raced out to a 6-1 record and moved as high as No. 6 in the BCS rankings, before finishing the campaign with a 6-6 record. With 21 wins, he set the Carolina record for coaching victories after three seasons at the helm.

With a 7-6 record in 2008, Carolina returned to a New Year's Day bowl game for the first time since the 2001 season. The Gamecocks followed that up with another 7-6 record in 2009, their sixth-consecutive non-losing season, the longest stretch in school history since 1928-34. The 2009 season included a win over No. 4 Ole Miss, only the second time in school history that Carolina had defeated a top-five team.

His 2010 Gamecock squad posted several milestones en route to a 9-5 season, the biggest of which was the school's first SEC Eastern Division title and first appearance in the SEC

Championship. The Gamecocks also defeated the nation's No. 1 team, Alabama, for the first time in school history, and finished the season ranked 22nd in both major national polls. He was named SEC Coach of the Year for the seventh time, his ninth overall Coach of the Year honor.

The Gamecocks continued to make history in 2011, winning a school-record 11 games and finishing in the top-10 in the final A.P. poll for the first time. The squad also won a school-record six SEC games and defeated each of their Eastern Division rivals in the same season for the first time. Carolina capped the regular season with a win over Clemson, its third-straight over its Palmetto State rival, the first time that has been accomplished since 1968-70, then defeated Nebraska in the Capital One Bowl by a convincing 30-13 margin.

The 2012 season was another success, as the Gamecocks rolled up 11 wins for the second-straight season and logged double-digits in wins for just the third time in school history, capped off by a 33-28 win over Michigan in the Outback Bowl. They defeated four teams that finished among the nation's top 25 in Georgia, Clemson, Vanderbilt and Michigan. The Gamecocks defeated in-state rival Clemson for a fourth-straight year, the first time that had been accomplished since the 1950s. It's No. 8/7 final ranking was the best in school history at that time.

The success continued in 2013. Carolina posted its third-straight 11-2 campaign, finishing fourth in both major polls, the highest national finish in school history. The team defeated five teams that finished in the Top-25, including three in the Top-10. It also defeated six teams that won their bowl games, including two BCS winners. The Gamecocks won their final six games of the season, including a school-record fifth-straight win over Clemson, and a Capital One Bowl win over Wisconsin, the third-straight New Year's Day bowl win.

In 2014, the Head Ball Coach logged his 400th career game as a head coach, including stints with Tampa Bay in the USFL, Duke, Florida, Washington in the NFL and South Carolina. He also led the Gamecocks to a school-record fourth-consecutive bowl victory with a win over Miami in the Duck Commander Independence Bowl.

He became the fourth coach to record 100 or more wins as an SEC coach against SEC competition (he also has three wins against SEC teams while coaching at Duke). Only Paul "Bear" Bryant (159) has won more SEC conference games than Coach Spurrier's 131. Spurrier passed John Vaught (106) and Vince Dooley (105) during the 2010 campaign.

CONFERENCE COACH OF THE YEAR

1988 Duke
1989 Duke
1990 Florida
1991 Florida
1994 Florida
1995 Florida
1996 Florida
2005 South Carolina
2010 South Carolina

Head Coach Steve Spurrier by the Numbers

Year	School/ Organization	Overall Record	League/ Conference	Conference Record/Finish	Postseason/ Bowl	Final AP Poll	Final Coaches' Poll
1983	Tampa Bay	11-7	USFL	3rd, Central Division	n/a	n/a	
1984	Tampa Bay	14-5	USFL	2nd, Southern Division	1st Round	n/a	
1985	Tampa Bay	10-9	USFL	5th, Eastern Conference	1st Round	n/a	
1987	Duke	5-6	ACC	2-5/7th	—	—	—
1988	Duke	7-3-1	ACC	3-3-1/6th	—	—	—
1989	Duke	8-4	ACC	6-1/1st	All-American	—	—
1990	Florida	9-2	SEC	6-1/1st	None	13	13
1991	Florida	10-2	SEC	7-0/1st	Sugar	7	8
1992	Florida	9-4	SEC	6-2/1st in East*	Gator	10	11
1993	Florida	11-2	SEC	7-1/1st*	Sugar	5	4
1994	Florida	10-2-1	SEC	7-1/1st*	Sugar	7	7
1995	Florida	12-1	SEC	8-0/1st*	Fiesta	2	3
1996	Florida	12-1	SEC	8-0/1st*	Sugar	1	1
1997	Florida	10-2	SEC	6-2/tied 2nd in East	Citrus	4	6
1998	Florida	10-2	SEC	7-1/2nd in East	Orange	5	6
1999	Florida	9-4	SEC	7-1/1st in East*	Citrus	12	14
2000	Florida	10-3	SEC	7-1/1st*	Sugar	10	11
2001	Florida	10-2	SEC	6-2/2nd in East	Orange	3	3
2002	Washington	7-9	NFL	3rd, NFC East	n/a	n/a	
2003	Washington	5-11	NFL	3rd, NFC East	n/a	n/a	
2005	South Carolina	7-5	SEC	5-3/tied 2nd in East	Independence	—	—
2006	South Carolina	8-5	SEC	3-5/5th in East	Liberty	—	—
2007	South Carolina	6-6	SEC	3-5/tied 4th in East	—	—	—
2008	South Carolina	7-6	SEC	4-4/tied 3rd in East	Outback	—	—
2009	South Carolina	7-6	SEC	3-5/tied 4th in East	Papajohns.com	—	—
2010	South Carolina	9-5	SEC	5-3/1st in East*	Chick-fil-A	22	22
2011	South Carolina	11-2	SEC	6-2/2nd in East	Capital One	9	8
2012	South Carolina	11-2	SEC	6-2/3rd in East	Outback	8	7
2013	South Carolina	11-2	SEC	6-2/2nd in East	Capital One	4	4
2014	South Carolina	7-6	SEC	3-5/tied 4th in East	Independence	—	—
2015	South Carolina	1-0	SEC				

*Appeared in SEC Championship Game

COACHING RECORDS	Overall Record (Pct.)	Conference Record^ (Pct.)	Years
Overall Record (Pro and College)	274-126-2 (.684)	---	31 years
College Record	227-85-2 (.726)	137-57-1 (.705)	26 years
Pro Record	47-41-0 (.534)	---	5 years
SEC Record	207-72-1 (.741)	126-48-0 (.724)	23 years
Florida Record	122-27-1 (.817)	82-12-0 (.872)	12 years
Duke Record	20-13-1 (.603)	11-9-1 (.548)	3 years
South Carolina Record	85-45-0 (.654)	44-36-0 (.550)	11 years
USFL Record#	35-21-0 (.625)	---	3 years
NFL Record	12-20-0 (.375)	---	2 years

#Includes 2 playoff losses; ^Regular season only; 5-3 in SEC Championship Games

CAROLINA COACHING HIGHS

Games		
No.	Coach	Games
1.	Rex Enright	140
2.	Steve Spurrier	130
3.	Paul Dietzel	96
4.	Jim Carlen	82
5.	Billy Laval	71
6.	Lou Holtz	70
7.	Joe Morrison	69
8.	Brad Scott	56
9.	Sparky Woods	55
10.	Warren Giese	50
	Marvin Bass	50

Wins		
No.	Coach	Wins
1.	Steve Spurrier	85
2.	Rex Enright	64
3.	Jim Carlen	45
4.	Paul Dietzel	42
5.	Billy Laval	39
	Joe Morrison	39
7.	Lou Holtz	33
8.	Warren Giese	28
9.	Sol Metzger	26
10.	Sparky Woods	24

FBS ACTIVE COACHING LEADERS

Wins		
No.	Coach	Wins
1.	Frank Beamer	273
2.	Steve Spurrier	227
3.	Brian Kelly	217
4.	D. Franchione	210
5.	Bill Snyder	188
6.	Gary Pinkel	187
7.	Nick Saban	178
8.	Bob Stoops	169
9.	Paul Johnson	166

Winning Pct.			
No.	Coach	Rec.	Pct.
1.	Urban Meyer	142-26	.845
2.	Jimbo Fisher	59-11	.843
3.	Chris Petersen	100-19	.840
4.	Bob Stoops	169-44	.793
5.	Nick Saban	178-59-1	.750
6.	Gary Patterson	133-45	.747
7.	Mark Richt	137-48	.741
8.	Brian Kelly	217-77-2	.736
9.	Steve Spurrier	227-85-2	.726
10.	Bobby Petrino	92-35	.724
11.	Les Miles	131-50	.724

Steve Spurrier vs. Opponents

Opponent.....	Record
Akron.....	1-0
Alabama.....	7-5
Arkansas.....	7-5
Arkansas State.....	1-0
Army.....	1-0
Auburn.....	10-9
Ball State.....	1-0
Central Florida.....	3-0
Central Michigan.....	1-0
Citadel.....	3-0
Clemson.....	7-6
Coastal Carolina.....	1-0
Colgate.....	1-0
Connecticut.....	0-1
East Carolina.....	3-0
Florida.....	5-5
Florida Atlantic.....	2-0
Florida State.....	5-9-1
Furman.....	3-0
Georgia.....	16-6
Georgia Southern.....	1-0
Georgia Tech.....	3-0
Houston.....	2-0
Iowa.....	0-1
Kentucky.....	20-2
Louisiana-Monroe.....	2-0
Louisville.....	1-0
Louisiana-Lafayette.....	3-0
LSU.....	11-4
Marshall.....	1-0
Maryland.....	2-2
Miami (Fla.).....	1-1
Michigan.....	1-0
Michigan State.....	0-1
Middle Tennessee.....	2-0
Mississippi State.....	8-2
Missouri.....	2-2
Navy.....	1-0
Nebraska.....	1-1
New Mexico State.....	1-0
North Carolina.....	6-0
North Carolina State.....	4-1-1
Northern Illinois.....	2-0
Northwestern.....	3-0
Notre Dame.....	0-1
Oklahoma State.....	1-0
Ole Miss.....	4-0
Penn State.....	1-0
Rutgers.....	0-1
San Jose State.....	1-0
South Alabama.....	1-0
South Carolina.....	10-1
South Carolina State.....	2-0
Southern Miss.....	4-0
Syracuse.....	1-1
Tennessee.....	14-10
Texas A&M.....	0-1
Texas Tech.....	0-1
Troy.....	2-0
UAB.....	2-0
Vanderbilt.....	20-2
Virginia.....	1-2
Wake Forest.....	1-2
West Virginia.....	1-0
Western Michigan.....	1-0
Wisconsin.....	1-0
Wofford.....	3-0
TOTALS.....	227-85-2

South Carolina Superlatives Under Coach Spurrier

Most Points Scored

1.	70	vs Coastal Carolina.....	11/23/13
2.	69	vs Troy.....	11/20/10
3.	56	vs East Carolina.....	09/03/11
4.	54	vs Kentucky.....	10/08/11
5.	52	vs Middle Tennessee	11/18/06
	52	at Arkansas	10/12/13

Fewest Points Allowed

1.	0	at Mississippi State	08/31/06
	0	vs NC State	08/28/08
3.	3	vs South Carolina State ...	09/15/07
	3	at NC State	09/03/09
	3	vs Vanderbilt	09/24/11
	3	vs Kentucky.....	10/08/11
	3	at Tennessee.....	10/29/11

Most First Downs

1.	32	vs Kentucky.....	10/08/11
	32	at Arkansas	10/12/13
	32	vs Coastal Carolina.....	11/23/13
	32	at Kentucky.....	10/04/14
5.	31	at Tennessee.....	10/27/07
	31	vs Vanderbilt	09/14/13

Fewest First Downs Allowed

1.	5	vs Vanderbilt	09/24/11
2.	6	vs Kentucky.....	10/08/11
3.	7	at Arkansas	10/12/13
4.	10	vs NC State	08/28/08
	10	at Tennessee.....	10/29/11

Most Rushing Attempts

1.	58	vs Clemson.....	11/28/09
2.	54	at Florida.....	11/13/10
	54	at Arkansas	10/12/13
4.	53	at Tennessee.....	10/29/11
	53	vs Clemson.....	11/26/11

Opp. Fewest Rushing Attempts

1.	20	at Florida.....	11/13/10
2.	21	at Tennessee.....	10/29/11
	21	vs East Carolina.....	09/06/14
4.	22	at Kentucky.....	10/11/08
5.	23	vs Tennessee	10/28/06

Most Rushing Yards

1.	352	vs Coastal Carolina.....	11/23/13
2.	288	vs Kentucky.....	10/08/11
3.	287	vs Florida Atlantic	09/19/09
4.	282	at Kentucky.....	10/04/14
5.	277	at Arkansas	10/12/13

Fewest Rushing Yards Allowed

1.	4	Vanderbilt	09/24/11
2.	27	vs UAB.....	09/15/12
3.	34	vs Tennessee	11/01/08
4.	35	at Florida.....	11/13/10
	35	at Tennessee.....	10/29/11

Most Passes Attempted

1.	56	at Missouri	10/26/13
2.	53	at Georgia	09/12/09
	53	at Auburn.....	10/25/14
4.	51	at Arkansas	11/03/07
5.	50	at Tennessee.....	10/27/07
	50	vs Iowa	01/01/09
	50	at Tennessee.....	10/31/09

Most Passes Completed

1.	35	at Missouri	10/26/13
2.	34	at Tennessee.....	10/27/07
3.	31	at Georgia	09/12/09
	31	at Vanderbilt.....	10/23/10
5.	30	vs Kentucky.....	10/08/11
	30	at Auburn.....	10/25/14

Opponents Fewest Pass Attempts

1.	3	vs The Citadel	11/19/11
	3	vs Wofford.....	11/17/12
3.	9	vs Navy	09/17/11
4.	11	vs Wofford.....	09/16/06
	11	at Arkansas	11/03/07
	11	at Florida.....	11/15/14

Opponents Fewest Passes Completed

1.	1	vs The Citadel	11/19/11
	1	vs Wofford.....	11/17/12
3.	4	vs Kentucky.....	10/08/11
	4	at Arkansas	10/12/13
5.	5	vs Wofford.....	09/16/06
	5	vs NC State	08/28/08
	5	vs Navy	09/17/11
	5	at Florida.....	11/15/14

Most Passing Yards

1.	423	at Missouri	10/26/13
2.	416	at Auburn.....	10/25/14
3.	397	vs East Carolina.....	09/08/12
4.	391	vs Middle Tennessee	11/18/06
5.	382	at Kentucky.....	10/16/10

Opponents Fewest Passing Yards

1.	8	The Citadel	11/19/11
2.	17	vs Kentucky.....	10/08/11
3.	30	at Arkansas	10/12/13
4.	49	vs NC State	08/28/08
5.	60	at Florida.....	11/15/14

Most Yards Total Offense

1.	639	vs Kentucky.....	10/08/11
	639	vs Coastal Carolina.....	11/23/13
3.	625	vs Tennessee	11/01/14
4.	579	vs Vanderbilt	09/14/13
5.	548	vs Furman	10/18/14
6.	545	vs Middle Tennessee	11/18/06
7.	537	at Arkansas	10/12/13
8.	535	at Auburn.....	10/25/14
9.	528	vs East Carolina.....	09/08/12
10.	516	vs Florida Atlantic	09/19/09
11.	512	vs Houston.....	12/29/06
12.	510	vs Tennessee	10/27/12
13.	501	at Tennessee.....	10/27/07
	501	vs UAB.....	09/15/12
15.	500	at Kentucky.....	10/04/14

Opponents Fewest Yards Total Offense

1.	77	vs Vanderbilt	09/24/11
2.	96	vs Kentucky.....	10/08/11
3.	133	at NC State	09/03/09
4.	138	vs NC State	08/28/08
5.	153	vs Clemson.....	11/26/11

Best Punting Average (Min. 3 Punts)

1.	50.0	vs Georgia	09/11/10
	50.0	vs Auburn.....	12/04/10
3.	48.7	at Mississippi State	08/31/06
4.	48.0	at Auburn.....	09/25/10
5.	46.3	vs Vanderbilt	09/24/11

Most Time of Possession

1.	43:25	at Arkansas.....	10/12/13
2.	40:46	at Florida.....	11/13/10
3.	39:58	at Clemson.....	11/24/12
4.	38:37	vs Kentucky.....	10/08/11
5.	38:09	vs Clemson.....	11/30/13

Longest Scoring Drive: By Yards

1.	99	vs Arkansas.....	11/04/06
	99	vs Vanderbilt	10/24/09
3.	98	at Tennessee.....	10/29/11
4.	97	vs Troy.....	09/24/05
	97	at UCF.....	09/28/13


Longest Scoring Drive: By Time

1.	11:35	at Tennessee.....	10/29/11
2.	10:33	vs East Carolina.....	09/06/14
3.	9:29	at Arkansas	10/12/13
4.	9:28	vs Georgia	10/06/12
5.	9:18	vs The Citadel	11/19/11

Longest Scoring Drive: By Plays

1.	20	at Tennessee.....	10/29/11
2.	19	at Kentucky.....	10/04/14
3.	18	vs Wofford.....	09/20/08
	18	vs The Citadel	11/19/11
	18	vs East Carolina.....	09/06/14

Assistant Coaches



Deke Adams
Defensive Line
3rd Year



Jon Hoke
Co-Defensive
Coordinator/
Defensive Backs
1st Year



Everett Sands
Running Backs
4th Year



Kirk Botkin
Linebackers
4th Year



G.A. Mangus
Quarterbacks
7th Year



Steve Spurrier Jr.
Co-Offensive
Coordinator/Wide
Receivers/Recruit-
ing Coordinator
11th Year



Shawn Elliott
Co-Offensive
Coordinator/
Offensive Line
6th Year



Joe Robinson
Special Teams
Coordinator
4th Year



Lorenzo Ward
Co-Defensive
Coordinator
7th Year

2015 South Carolina Statistics

	SC	OPP
SCORING	17	13
Points Per Game	17.0	13.0
Points Off Turnovers	0	0
FIRST DOWNS	22	20
Rushing	15	8
Passing	7	11
Penalty	0	1
RUSHING YARDAGE	254	208
Yards gained rushing	259	226
Yards lost rushing	5	18
Rushing Attempts	47	32
Average Per Rush	5.4	6.5
Average Per Game	254.0	208.0
TDs Rushing	1	0
PASSING YARDAGE	140	232
Comp-Att-Int	12-27-0	19-31-3
Average Per Pass	5.2	7.5
Average Per Catch	11.7	12.2
Average Per Game	140.0	232.0
TDs Passing	1	1
TOTAL OFFENSE	394	440
Total Plays	74	63
Average Per Play	5.3	7.0
Average Per Game	394.0	440.0
KICK RETURNS: #-Yards	1-24	0-0
PUNT RETURNS: #-Yards	0-0	1--1
INT RETURNS: #-Yards	3-2	0-0
KICK RETURN AVERAGE	24.0	0.0
PUNT RETURN AVERAGE	0.0	-1.0
INT RETURN AVERAGE	0.7	0.0
FUMBLES-LOST	2-0	0-0
PENALTIES-Yards	8-60	6-30
Average Per Game	60.0	30.0
PUNTS-Yards	5-231	3-93
Average Per Punt	46.2	31.0
Net punt average	38.4	31.0
KICKOFFS-Yards	4-260	4-259
Average Per Kick	65.0	64.8
Net kick average	40.0	40.0
TIME OF POSSESSION/Game	35:38	24:22
3RD-DOWN Conversions	7/15	5/13
3rd-Down Pct	47%	38%
4TH-DOWN Conversions	1/2	0/2
4th-Down Pct	50%	0%
SACKS BY-Yards	4-17	1-2
MISC YARDS	0	43
TOUCHDOWNS SCORED	2	1
FIELD GOALS-ATTEMPTS	1-2	2-2
ON-SIDE KICKS	0-0	0-0
RED-ZONE SCORES	(2-3) 67%	(1-3) 33%
RED-ZONE TOUCHDOWNS	(1-3) 33%	(0-3) 0%
PAT-ATTEMPTS	(2-2) 100%	(1-1) 100%
ATTENDANCE	0	0
Games/Avg Per Game	0/0	0/0
Neutral Site Games		1/51664

SCORE BY QUARTERS	1st	2nd	3rd	4th	OT	Total
South Carolina	0	10	0	7	-	17
Opponents	7	6	0	0	-	13

RUSHING	G	Att	Gain	Loss	Net	Avg	TD	Long	Avg/G
Shon Carson	1	4	75	0	75	18.8	1	48	75.0
Brandon Wilds	1	14	51	0	51	3.6	0	10	51.0
Connor Mitch	1	10	47	3	44	4.4	0	15	44.0
David Williams	1	10	42	0	42	4.2	0	9	42.0
Pharoh Cooper	1	4	20	0	20	5.0	0	7	20.0
Sean Kelly	1	1	17	0	17	17.0	0	17	17.0
Perry Orth	1	2	7	0	7	3.5	0	7	7.0
TEAM	1	2	0	2	-2	-1.0	0	0	-2.0
Total.....	1	47	259	5	254	5.4	1	48	254.0
Opponents.....	1	32	226	18	208	6.5	0	44	208.0

PASSING	G	Effic	Comp-Att-Int	Pct	Yds	TD	Lng	Avg/G
Connor Mitch	1	102.49	9-22-0	40.9	122	1	27	122.0
Pharoh Cooper	1	24.80	1-2-0	50.0	-6	0	0	-6.0
Perry Orth	1	200.80	2-2-0	100.0	24	0	15	24.0
TEAM	1	0.00	0-1-0	0.0	0	0	0	0.0
Total.....	1	1100.22	12-27-0	44.4	140	1	27	140.0
Opponents.....	1	1115.45	19-31-3	61.3	232	1	40	232.0

RECEIVING	G	No.	Yds	Avg	TD	Long	Avg/G
Brandon Wilds	1	4	44	11.0	0	20	44.0
Pharoh Cooper	1	3	45	15.0	1	27	45.0
Terry Googer	1	2	39	19.5	0	22	39.0
Jerell Adams	1	2	18	9.0	0	16	18.0
Carlton Heard	1	1	-6	-6.0	0	0	-6.0
Total.....	1	12	140	11.7	1	27	140.0
Opponents.....	1	19	232	12.2	1	40	232.0

KICKOFF RETURNS	No.	Yds	Avg	TD	Long
Deebo Samuel	1	24	24.0	0	23
Total.....	1	24	24.0	0	23
Opponents.....	0	0	0.0	0	0

PUNT RETURNS	No.	Yds	Avg	TD	Long
Total.....	0	0	0.0	0	0
Opponents.....	1	-1	-1.0	0	0

2015 South Carolina Statistics

SCORING	TD	FGs	PATs						Saf	Pts
			Kick	Rush	Rcv	Pass	DXP			
Shon Carson	1	0-0	0-0	0-0	0	0-0	0	0	6	
Pharoh Cooper	1	0-0	0-0	0-0	0	0-0	0	0	6	
Elliott Fry	0	1-2	2-2	0-0	0	0-0	0	0	5	
Total.....	2	1-2	2-2	0-0	0	0-0	0	0	17	
Opponents.....	1	2-2	1-1	0-0	0	0-0	0	0	13	

FIELD GOALS	M-A	Pct	01-19	20-29	30-39	40-49	50+	Lg	Blk
Elliott Fry	1-2	50.0	0-0	1-1	0-0	0-0	0-1	25	0

FG SEQUENCE	South Carolina	OPPONENTS
North Carolina	(25),57	(47),(38)

Numbers in (parentheses) indicate field goal was made.

PUNTING	No.	Yds	Avg	Long	TB	FC	I20	Blkd
Sean Kelly	5	231	46.2	60	2	0	2	1
Total.....	5	231	46.2	60	2	0	2	1
Opponents.....	3	93	31.0	39	0	2	0	0

KICKOFFS	No.	Yds	Avg	TB	OB	Retn	Net	YdLn
Landon Ard	4	260	65.0	4	0			
Total.....	4	260	65.0	4	0	0	40.0	25
Opponents.....	4	259	64.8	3	0	24	40.0	25

INTERCEPTIONS	No.	Yds	Avg	TD	Long
Skai Moore	2	0	0.0	0	0
Jordan Diggs	1	2	2.0	0	2
Total.....	3	2	0.7	0	2
Opponents.....	0	0	0.0	0	0

FUMBLE RETURNS	No.	Yds	Avg	TD	Long
Total.....	0	0	0.0	0	0
Opponents.....	0	0	0.0	0	0

TOTAL OFFENSE	G	Plays	Rush	Pass	Total	Avg/G
Connor Mitch	1	32	44	122	166	166.0
Shon Carson	1	4	75	0	75	75.0
Brandon Wilds	1	14	51	0	51	51.0
David Williams	1	10	42	0	42	42.0
Perry Orth	1	4	7	24	31	31.0
Sean Kelly	1	1	17	0	17	17.0
Pharoh Cooper	1	6	20	-6	14	14.0
TEAM	1	3	-2	0	-2	-2.0
Total.....	1	74	254	140	394	394.0
Opponents.....	1	63	208	232	440	440.0

ALL PURPOSE	G	Rush	Rec	PR	KOR	IR	Tot	Avg/G
Brandon Wilds	1	51	44	0	0	0	95	95.0
Shon Carson	1	75	0	0	0	0	75	75.0
Pharoh Cooper	1	20	45	0	0	0	65	65.0
Connor Mitch	1	44	0	0	0	0	44	44.0
David Williams	1	42	0	0	0	0	42	42.0
Terry Googer	1	0	39	0	0	0	39	39.0
Deebo Samuel	1	0	0	0	24	0	24	24.0
Jerell Adams	1	0	18	0	0	0	18	18.0
Sean Kelly	1	17	0	0	0	0	17	17.0
Perry Orth	1	7	0	0	0	0	7	7.0
Jordan Diggs	1	0	0	0	0	2	2	2.0
TEAM	1	-2	0	0	0	0	-2	-2.0
Carlton Heard	1	0	-6	0	0	0	-6	-6.0
Total.....	1	254	140	0	24	2	420	420.0
Opponents.....	1	208	232	-1	0	0	482	482.0

2015 South Carolina Defensive Statistics

No.	DEFENSIVE LEADERS	GP	-----Tackles-----			TFL/Yds	-Sacks-	---Pass Def---		QBH	--Fumbles--		Blkd	
			Solo	Ast	Total			Int-Yds	BrUp		Rcv-Yds	FF	Kick	Safety
10	Skai Moore	1	4	6	10	.	.	2-0
21	Isaiah Johnson	1	4	1	5	.	.	.	1
18	Cedrick Cooper	1	3	2	5	1.0-1
3	Chris Lammons	1	4	1	5
42	Jordan Diggs	1	1	3	4	.	.	1-2
28	Jonathan Walton	1	2	2	4
8	Marquavius Lewis	1	1	3	4	.	.	.	1
20	T.J. Gurley	1	2	1	3
94	Kelsey Griffin	1	1	2	3	1.5-7	1.5-7
92	Gerald Dixon Jr	1	1	2	3
52	Phillip Dukes	1	2	1	3	1.0-2	1.0-2
5	Darius English	1	1	2	3	0.5-3	0.5-3
95	Dante Sawyer	1	2	.	2	1.0-5	1.0-5
1	Rico McWilliams	1	1	1	2
32	Rod Talley	1	1	.	1
13	Sean Kelly	1	1	.	1
4	Bryson Allen-Williams	1	.	1	1
90	Taylor Stallworth	1	.	1	1
7	Al Harris Jr.	1	.	1	1
Total.....		1	31	30	61	5-18	4-17	3-2	1	1
Opponents.....		1	37	32	69	3.0-9	1-2	.	2	.	.	2	.	.

2015 South Carolina Defensive Statistics

TOTAL TACKLES	UA-A	TOT	UNC
Skai Moore	4-6	10	4-6
Chris Lammons	4-1	5	4-1
Cedrick Cooper	3-2	5	3-2
Isaiah Johnson	4-1	5	4-1
Marquavius Lewis	1-3	4	1-3
Jordan Diggs	1-3	4	1-3
Jonathan Walton	2-2	4	2-2
Phillip Dukes	2-1	3	2-1
Darius English	1-2	3	1-2
Gerald Dixon Jr	1-2	3	1-2
Kelsey Griffin	1-2	3	1-2
T.J. Gurley	2-1	3	2-1
Rico McWilliams	1-1	2	1-1
Dante Sawyer	2-0	2	2-0
Taylor Stallworth	0-1	1	0-1
Al Harris Jr.	0-1	1	0-1
Sean Kelly	1-0	1	1-0
Rod Talley	1-0	1	1-0
B. Allen-Williams	0-1	1	0-1

2015 South Carolina Statistics

Team	Score	1st	Rushing	Passing	Total Offense	Punts	Fumbles	Penalties	KO Ret.	Punt Ret.	Int. Ret.	3rd	Time of
		Downs	No-Yds-TD	C-A-I-Yds-TD	Play-Yds-TD	No-Avg	No-Lost	No-Yds	No-Yds	No-Yds	No-Yds	Dns	Poss
North Carolina	13	20	32-208-0	19-33-3-232-1	63-440-1	3-31.0	0-0	6-30	0-0	0-(-1)	0-0	5-13	24:22
SC	17	22	47-254-1	12-27-0-140-1	74-394-2	5-46.2	0-0	8-60	1-24	0-0	3-2	7-15	35:38
Kentucky													
SC													
Georgia													
UCF													
SC													
Missouri													
LSU													
SC													
Vanderbilt													
SC													
Texas A&M													
SC													
Tennessee													
Florida													
SC													
The Citadel													
SC													
Clemson													
SC													

2015 Game-by-Game Starters

South Carolina Offense

POS.	UNC	UK	UGA	UCF	MIZZ	LSU	VANDY	A&M	TENN	FLA	CIT	CLEM
WR	P. Cooper											
WR	Samuel											
WR	Heard											
TE	Adams											
LT	Shell											
LG	Matulis											
OC	Knott											
RG	Sport											
RT	Zandi											
QB	Mitch											
FB	-											
TB	Wilds											

South Carolina Defense

POS.	UNC	UK	UGA	UCF	MIZZ	LSU	VANDY	A&M	TENN	FLA	CIT	CLEM
DE	C. Cooper											
DT	Stallworth											
DT	Dixon Jr.											
DE	Lewis											
MLB	Moore											
WLB	Walton											
SLB	-											
SPUR	Gurley											
CB	Lammons											
FS	Johnson											
SS	Diggs											
CB	McWilliams											

2015 South Carolina Individual Statistics

Individual Rushing (Att-Yds/TD)

PLAYER	TOT	UNC	UK	UGA	MIZZ	LSU	VANDY	A&M	TENN	FLA	CIT	CLEM
Shon Carson	4-75/1	4-75/1										
Brandon Wilds	14-51/0	14/51/0										
Connor Mitch	10-47/0	10-47/0										
David Williams	10-42/0	10-42/0										
Pharoh Cooper	4-20/0	4-20/0										
Sean Kelly	1-17/0	1-17/0										
Perry Orth	2-7/0	2-7/0										

Individual Passing (Cmp-Att-Int-Yds-TD)

	MITCH	ORTH	P. COOPER
North Carolina	9-22-0-122-1	2-2-0-24-0	1-2-0-(-6)-0
Kentucky			
Georgia			
UCF			
Missouri			
LSU			
Vanderbilt			
Texas A&M			
Tennessee			
Florida			
The Citadel			
Clemson			

Individual Receiving (Rec-Yds/TD)

PLAYER	TOT	UNC	UK	UGA	MIZZ	LSU	VANDY	A&M	TENN	FLA	CIT	CLEM
Brandon Wilds	4-44/0	4-44/0										
Pharoh Cooper	3-45/0	3-45/0										
Terry Googer	2-39/0	2-39/0										
Jerell Adams	2-18/0	2-18/0										
Carlton Heard	1-(-6)/0	1-(-6)/0										

Game-by-Game Leaders

Opponent	Rushing	Passing	Receiving (No.)	Receiving (Yds.)	Tackles
North Carolina	Carson 4-75/1	Mitch 9-22-122-0-1	Wilds 4-44/0	Wilds 4-44/0	Moore 4-6-10
Kentucky					
Georgia					
UCF					
Missouri					
LSU					
Vanderbilt					
Texas A&M					
Tennessee					
Florida					
The Citadel					
Clemson					

2015 Scoring Drives

South Carolina

North Carolina	Qtr	Plays	Yards	TOP	Result
P. Cooper 9-yard pass from Mitch	2	11	75	5:25	TD
Fry 25-yard field goal	2	11	68	5:12	FG
Carson 48-yard run	4	4	64	2:08	FG

Opponents

North Carolina	Qtr	Plays	Yards	TOP	Result
Howard 21-yard pass from Williams	1	5	91	1:11	TD
Weiler 47-yard field goal	2	7	45	2:33	FG
Weiler 38-yard field goal	2	11	54	5:27	FG

2015 Explosive Plays

Running Plays (15+ Yards)

Yds	Rusher	Opponent	Qtr	Play Result	Drive Result
17	Kelly	North Carolina	1	1st Down	Punt
15	Mitch	North Carolina	2	1st Down	FG
48	Carson	North Carolina	4	1st Down/TD	TD

Passing Plays (20+ Yards)

Yds	Connection	Opponent	Qtr	Play Result	Drive Result
20	Mitch-Wilds	North Carolina	1	1st Down	TD
27	Mitch-P. Cooper	North Carolina	2	1st Down	FG
22	Mitch-Googer	North Carolina	3	1st Down	Punt

Kick Returns (30+ yards)

Yds	Returner	Opponent	Qtr	Drive Result
-----	----------	----------	-----	--------------

Punt Returns (20+ yards)

Yds	Returner	Opponent	Qtr	Drive Result
-----	----------	----------	-----	--------------

INT/Fumble Returns (20+ yards)

Yds	Returner	Opponent	Qtr	Play	Drive Result
-----	----------	----------	-----	------	--------------

Special Teams/Defensive Scores

Yds	Returner	Opponent	Qtr	Play
-----	----------	----------	-----	------

2015 Game Highs

Carolina Team Game Highs

Rushes	47	vs North Carolina (Sep 03, 2015)
Yards Rushing	254	vs North Carolina (Sep 03, 2015)
Yards Per Rush	5.4	vs North Carolina (Sep 03, 2015)
TD Rushes	1	vs North Carolina (Sep 03, 2015)
Pass attempts	27	vs North Carolina (Sep 03, 2015)
Pass completions	12	vs North Carolina (Sep 03, 2015)
Yards Passing	140	vs North Carolina (Sep 03, 2015)
Yards Per Pass	5.2	vs North Carolina (Sep 03, 2015)
TD Passes	1	vs North Carolina (Sep 03, 2015)
Total Plays	74	vs North Carolina (Sep 03, 2015)
Total Offense	394	vs North Carolina (Sep 03, 2015)
Yards Per Play	5.3	vs North Carolina (Sep 03, 2015)
Points	17	vs North Carolina (Sep 03, 2015)
Sacks By	4	vs North Carolina (Sep 03, 2015)
First Downs	22	vs North Carolina (Sep 03, 2015)
Penalties	8	vs North Carolina (Sep 03, 2015)
Penalty Yards	60	vs North Carolina (Sep 03, 2015)
Interceptions By	3	vs North Carolina (Sep 03, 2015)
Punts	5	vs North Carolina (Sep 03, 2015)
Punting Avg	46.2	vs North Carolina (Sep 03, 2015)
Long Punt	60	vs North Carolina (Sep 03, 2015)
Punts inside 20	2	vs North Carolina (Sep 03, 2015)

Carolina Individual Game Highs

Rushes	14	Brandon Wilds vs N. Carolina (Sep 03, 2015)
Yards Rushing	75	Shon Carson vs N. Carolina (Sep 03, 2015)
TD Rushes	1	Shon Carson vs N. Carolina (Sep 03, 2015)
Long Rush	48	Shon Carson vs N. Carolina (Sep 03, 2015)
Pass attempts	22	Connor Mitch vs N. Carolina (Sep 03, 2015)
Pass completions	9	Connor Mitch vs N. Carolina (Sep 03, 2015)
Yards Passing	122	Connor Mitch vs N. Carolina (Sep 03, 2015)
TD Passes	1	Connor Mitch vs N. Carolina (Sep 03, 2015)
Long Pass	27	Connor Mitch vs N. Carolina (Sep 03, 2015)
Receptions	4	Brandon Wilds vs N. Carolina (Sep 03, 2015)
Yards Receiving	45	Pharoh Cooper vs N. Carolina (Sep 03, 2015)
TD Receptions	1	Pharoh Cooper vs N. Carolina (Sep 03, 2015)
Long Reception	27	Pharoh Cooper vs N. Carolina (Sep 03, 2015)
Field Goals	1	Elliott Fry vs N. Carolina (Sep 03, 2015)
Long Field Goal	25	Elliott Fry vs N. Carolina (Sep 03, 2015)
Punts	5	Sean Kelly vs N. Carolina (Sep 03, 2015)
Punting Avg	46.2	Sean Kelly vs N. Carolina (Sep 03, 2015)
Long Punt	60	Sean Kelly vs N. Carolina (Sep 03, 2015)
Punts inside 20	2	Sean Kelly vs N. Carolina (Sep 03, 2015)
Long Kickoff Return	23	Deebo Samuel vs N. Carolina (Sep 03, 2015)
Tackles	10	Skai Moore vs N. Carolina (Sep 03, 2015)
Sacks	1.5	Kelsey Griffin vs N. Carolina (Sep 03, 2015)
Tackles For Loss	1.5	Kelsey Griffin vs N. Carolina (Sep 03, 2015)
Interceptions	2	Skai Moore vs N. Carolina (Sep 03, 2015)

Opponent Team Game Highs

Rushes	32	vs North Carolina (Sep 03, 2015)
Yards Rushing	208	vs North Carolina (Sep 03, 2015)
Yards Per Rush	6.5	vs North Carolina (Sep 03, 2015)
Pass attempts	31	vs North Carolina (Sep 03, 2015)
Pass completions	19	vs North Carolina (Sep 03, 2015)
Yards Passing	232	vs North Carolina (Sep 03, 2015)
Yards Per Pass	7.5	vs North Carolina (Sep 03, 2015)
TD Passes	1	vs North Carolina (Sep 03, 2015)
Total Plays	63	vs North Carolina (Sep 03, 2015)
Total Offense	440	vs North Carolina (Sep 03, 2015)
Yards Per Play	7.0	vs North Carolina (Sep 03, 2015)
Points	13	vs North Carolina (Sep 03, 2015)
Sacks By	1	vs North Carolina (Sep 03, 2015)
First Downs	20	vs North Carolina (Sep 03, 2015)
Penalties	6	vs North Carolina (Sep 03, 2015)
Penalty Yards	30	vs North Carolina (Sep 03, 2015)
Turnovers	3	vs North Carolina (Sep 03, 2015)
Punts	3	vs North Carolina (Sep 03, 2015)
Punting Avg	31.0	vs North Carolina (Sep 03, 2015)
Long Punt	39	vs North Carolina (Sep 03, 2015)

Opponent Individual Game Highs

Rushes	12	Elijah Hood, N. Carolina (Sep 03, 2015)
Yards Rushing	138	Elijah Hood, N. Carolina (Sep 03, 2015)
Long Rush	44	Elijah Hood, N. Carolina (Sep 03, 2015)
Pass attempts	31	Marquise Williams, N. Carolina (Sep 03, 2015)
Pass completions	19	Marquise Williams, N. Carolina (Sep 03, 2015)
Yards Passing	232	Marquise Williams, N. Carolina (Sep 03, 2015)
TD Passes	1	Marquise Williams, N. Carolina (Sep 03, 2015)
Long Pass	40	Marquise Williams, N. Carolina (Sep 03, 2015)
Receptions	6	Ryan Switzer, N. Carolina (Sep 03, 2015) Bug Howard, N. Carolina (Sep 03, 2015)
Yards Receiving	114	Bug Howard, N. Carolina (Sep 03, 2015)
TD Receptions	1	Bug Howard, N. Carolina (Sep 03, 2015)
Long Reception	40	Bug Howard, N. Carolina (Sep 03, 2015)
Field Goals	2	Nick Weiler, N. Carolina (Sep 03, 2015)
Long Field Goal	47	Nick Weiler, N. Carolina (Sep 03, 2015)
Punts	3	Corbin Daly, N. Carolina (Sep 03, 2015)
Punting Avg	31.0	Corbin Daly, N. Carolina (Sep 03, 2015)
Long Punt	39	Corbin Daly, N. Carolina (Sep 03, 2015)
Tackles	12	Jeff Schoettmer, N. Carolina (Sep 03, 2015) Donnie Miles, N. Carolina (Sep 03, 2015)
Sacks	1.0	Mikey Bart, N. Carolina (Sep 03, 2015)
Tackles For Loss	1.0	Dajuan Drennon, N. Carolina (Sep 03, 2015) Mikey Bart, N. Carolina (Sep 03, 2015)

The Last Time It Happened

The Last Time South Carolina...

SHUT OUT AN OPPONENT:
34-0, vs NC State (8/28/08)

WAS SHUT OUT:
18-0, vs. Georgia (9/9/06)

SCORED ON A SAFETY:
at Georgia (9/12/09)

ALLOWED A SAFETY:
at Mississippi State (10/15/11)

FORCED 4+ TURNOVERS:
5, vs. South Alabama (11/22/14)

FORCED 5+ TURNOVERS:
5, vs. South Alabama (11/22/14)

FORCED 6+ TURNOVERS:
6, vs. Clemson (11/30/13)

RETURNED A KICKOFF FOR A TD:
Matthew Thomas, 95 yards vs. Virginia (9/7/02)

ALLOWED KICK RET. FOR A TD:
Darrius Sims at Vanderbilt, 100 yards (9/20/14)

ALLOWD 2 KICK RET. FOR TDs:
Darrius Sims at Vanderbilt, 91 and 100 yards (9/20/14)

RETURNED A PUNT FOR A TD:
Ace Sanders, 63 yards vs. Michigan (1/1/13)

ALLOWED A PUNT RET. FOR A TD:
Lito Sheppard, Florida, 57 yards (11/11/00)

RETURNED AN INT FOR A TD:
Brison Williams, 21 yards vs South Alabama (11/22/14)

ALLOWED AN INT FOR A TD:
Alvin Dupree, 6 yards at Kentucky (10/4/14)

RETURNED A FUMBLE FOR A TD:
D.J. Swearinger, 65 yards vs. UAB (9/15/12)

ALLOWED FUMBLE RET. FOR A TD:
Jason LeDoux, LSU, 15 yards (10/18/03)

HAD A DEFENSIVE PLAYER SCORE TWO TOUCHDOWNS IN A GAME:
Melvin Ingram at Georgia, 68-yard fake punt & 5-yard fumble recovery (9/10/11)

HAD A PLAYER RUSH, PASS AND RECEIVE A TD IN A GAME: Pharoah Cooper, vs. Tennessee (11/1/14)

RAN A FAKE PUNT FOR A TD:
Melvin Ingram, 68 yards at Georgia (9/10/11)

HAD A PLAYER PASS FOR 300+ YDS:
347, Dylan Thompson, vs. Tennessee (11/1/14)

HAD A PLAYER PASS FOR 350+ YDS:
402, Dylan Thompson, at Auburn (10/25/14)

HAD A PLAYER PASS FOR 400+ YDS:
402, Dylan Thompson, at Auburn (10/25/14)

HAD A PLAYER PASS FOR 450+ YDS:
473, Steve Taneyhill vs. Mississippi State (10/14/95)

HAD A PLAYER COMP. 30+ PASSES:
31, Stephen Garcia at Vanderbilt (10/23/10)

HAD A PLAYER ATT. 40+ PASSES:
41, Dylan Thompson, at Florida (11/15/14)

HAD A PLAYER ATT. 50+ PASSES:
50, Dylan Thompson, at Auburn (10/25/14)

HAD A PLAYER RUSH FOR 150+ YDS:
183, Mike Davis at Kentucky (10/4/14)

HAD A PLAYER RUSH FOR 200+ YDS:
246, M. Lattimore vs. Navy (9/17/11)

HAD A PLAYER RUSH FOR 250+ YDS:
278, Brandon Bennett vs. East Tennessee State (10/5/91)

HAD TWO PLAYERS RUSH FOR 100+ YARDS:
Mike Davis (111) and David Williams (110) vs. Furman (10/18/14)

HAD A PLAYER WITH 150+ YARDS RECEIVING:
170, Pharoah Cooper, vs. Miami (Fla.) (12/27/14)

HAD A PLAYER WITH 200+ YARDS RECEIVING:
233, Pharoah Cooper, vs. Tennessee (11/1/14)

HAD TWO PLAYERS WITH 100 YARDS RECEIVING:
Bruce Ellington (140) and Shaq Roland (112), vs. Wisconsin (1/1/14)

HAD TWO PLAYERS WITH 10+ RECEPTIONS:
Bruce Ellington (10) and Mike Davis (10), at Missouri (10/26/13)

HAD A PLAYER WITH 500+ YARDS TOTAL OFFENSE:
512, Steve Taneyhill vs. Mississippi State (10/14/95)

HAD A PLAYER SCORE 4+ TDs:
5, Sidney Rice vs. FAU (9/23/06)

HAD A PLAYER PASS FOR 4 TDs:
5, Dylan Thompson, at Auburn (10/25/14)

HAD A PLAYER PASS FOR 5 TDs:
5, Dylan Thompson, at Auburn (10/25/14)

HAD A PLAYER RUSH FOR 3 TDs:
3, Mike Davis at Kentucky (10/4/14)

HAD A PLAYER CATCH 3+ TDs:
3, Alshon Jeffery vs. Kentucky (10/10/09)

HAD A PLAYER CATCH 4+ TDs:
5, Sidney Rice vs. Fla. Atlantic (9/23/06)

HAD A PLAYER CATCH 5+ TDs:
5, Sidney Rice vs. Fla. Atlantic (9/23/06)

HAD A PLAYER ACCOUNT FOR 4+ TDs:
4, 233, Pharoah Cooper, vs. Tennessee (11/1/14)

HAD A PLAYER KICK 4 FGs:
4, Elliott Fry vs. East Carolina (9/6/14)

HAD A PLAYER KICK 5+ FGs:
5, Spencer Lanning at Georgia (9/12/09)

HAD A PLAYER WITH 2 INTs:
2, Skai Moore vs. North Carolina (9/3/15)

HAD A PLAYER WITH 3 INTs:
3, Patrick Hinton vs. NC State (10/29/88)

BLOCKED A FIELD GOAL ATT.:
Gerald Dixon Jr. at Florida (11/15/14)

RETURNED A BLOCKED FIELD GOAL ATTEMPT FOR A TD:
Captain Munnerlyn at Kentucky, 81 yards, (10/11/08)

BLOCKED A PAT:
Byron Jerideau at Florida (10/20/12)

RETURNED A BLOCKED EXTRA POINT FOR 2-POINTS:
Victor Hampton at Florida (10/20/12)

BLOCKED A PUNT:
Carlton Heard at Florida (11/15/14)

RETURNED A BLOCKED PUNT FOR A TD:
Derek Watson vs Florida, 2 yds, (11/11/00)

BLOCKED A PUNT AND FIELD GOAL IN THE SAME GAME:
at Florida (11/15/14)

HAD A PUNT BLOCKED:
at Kentucky (9/29/12)

HAD A FIELD GOAL BLOCKED:
vs. Michigan (1/1/13)

HAD A PAT BLOCKED:
vs. Kentucky (10/8/11)

ALLOWED BLOCKED PAT TO BE RETURNED FOR 2 POINTS:
Demetric Webb, Florida (11/12/05)

MISSED A PAT:
at Georgia (9/7/13)

MADE A 2-PT CONVERSION:
Connor Shaw pass to Nick Jones vs. Kentucky (10/5/13)

ATTEMPTED A 2-PT CONVERSION:
vs. Wisconsin (1/1/14)

RECOVERED OWN ONSIDE KICK:
at Auburn (10/25/14)

HAD LESS THAN 50 YDS RUSHING:
36, at Florida (10/20/12)

HAD 300+ YARDS RUSHING:
352, vs. Coastal Carolina (11/23/13)

HAD 600+ TOTAL NET YARDS:
625, vs. Tennessee (11/1/14)

HAD A 50+ YARD RUN:
70, Brandon Wilds, vs. Tennessee (11/1/14)

HAD A 50+ YARD RECEPTION:
78, Dylan Thompson to Pharoah Cooper, vs Miami (Fla.) (12/27/14)

The Last an Opponent Had...

TEAM...

LESS THAN 50 YARDS RUSHING:

27, vs UAB (9/15/12)

200+ YARDS RUSHING:

208, vs North Carolina (9/3/15)

300+ YARDS RUSHING:

344, vs Tennessee (11/1/14)

LESS THAN 100 YARDS PASSING:

60, at Florida (11/15/14)

400+ YARDS PASSING:

511, vs. Texas A&M (8/28/14)

LESS THAN 200 TOTAL NET YARDS:

183, at Florida (10/20/12)

500+ TOTAL NET YARDS:

645, vs Tennessee (11/1/14)

600+ TOTAL NET YARDS:

645, vs Tennessee (11/1/14)

INDIVIDUAL...

350+ YARDS PASSING:

511, Kenny Hill, Texas A&M (8/28/14)

400+ YARDS PASSING:

511, Kenny Hill, Texas A&M (8/28/14)

150+ YARDS RUSHING:

191, Wayne Gallman, at Clemson

(11/29/14)

200+ YARDS RUSHING:

246, Mark Ingram, at Alabama (10/17/09)

250+ YARDS RUSHING:

321, Darren McFadden, Arkansas

(11/3/07)

300+ YARDS RUSHING:

321, Darren McFadden, Arkansas

(11/3/07)

200+ YARDS RECEIVING:

217, Darvin Adams, Auburn (12/4/10)

50+ YARD RUN:

75, Ricardo Louis, at Auburn (10/25/14)

50+ YARD RECEPTION:

70, Deshaun Watson to Artavis Scott,

at Clemson (11/29/14)

MADE 4+ FIELD GOALS:

4, Aleem Sunanon, S. Alabama (11/22/14)

RUSHED FOR 4+ TOUCHDOWNS:

4, Chad Jasmin, Clemson (11/21/03)

PASSED FOR 4+ TOUCHDOWNS:

4, Aaron Murray, Georgia (9/7/13)

TWO PLAYERS WITH...

100+ YARDS RUSHING:

vs. Tennessee, Joshua Dobbs (166) &

Jalen Hurd (125) (11/1/14)

100+ YARDS RECEIVING:

UCF, Mike Walker (105) &

Brandon Marshall (102), (9/1/05)

2015 Game Recaps

GM
1

South Carolina 17
North Carolina 13



September 3, 2015
Bank of America Stadium
Charlotte, N.C.
51,664



North Carolina	7	6	0	0	13
South Carolina	0	10	0	7	17

Scoring Summary

1st	5:21	UNC	Howard 21-yard pass from Williams (Weiler kick) (5-91-1:11)	0-7
2nd	14:56	SC	P. Cooper 9-yard pass from Mitch (Fry kick) (11-75-5:25)	7-7
2nd	12:23	UNC	Weiler 47-yard field goal (7-45-2:33)	7-10
2nd	7:11	SC	Fry 25-yard field goal (11-68-5:12)	10-10
2nd	1:44	UNC	Weiler 38-yard field goal (11-54-5:27)	10-13
4th	12:45	SC	Carson 48-yard run (Fry kick) (4-64-2:08)	17-13

Team Statistics

	UNC	SC
First Downs	20	22
Rushing	8	15
Passing	11	7
Penalty	1	0
Net Yards Rushing	208	254
Rushing Attempts	32	47
Net Yards Passing	232	140
Cmp.-Att.-Int.	19-31-3	12-27-0
Total Offense Yards	440	394
Total Offense Plays	63	74
Fumbles: No.-Lost	0-0	2-0
Penalties: No.-Yards	6-30	8-60
Punts-Yards	3-93	5-231
Avg. Yards Per Punt	31.0	46.2
Punt Returns: No.-Yards	1-(-1)	0-0
Kickoff Returns: No.-Yards	0-0	1-24
Interceptions: No.-Yards	0-0	3-2
Possession Time	24:22	35:38
Third Down Conversions	5-13	7-15
Fourth Down Conversions	0-2	1-2
Red Zone Scores-Chances	1-3	2-3
Sacks By: No.-Yards	1-2	4-17
PAT Kicks	1-1	2-2
Field Goals	2-2	1-2

Individual Statistics

RUSHING: UNC: Hood 12-138; Logan 7-37; Morris 2-20; M. Williams 10-9; T. Williams 1-4. **SC:** Carson 4-75; Wilds 14-51; Mitch 10-44; Da. Williams 10-42; P. Cooper 4-20; Kelly 1-17; Orth 2-7; Team 2-(-2).

PASSING: UNC: M. Williams 19-31-3-232. **SC:** Mitch 9-22-0-122; Orth 2-2-0-24; P. Cooper 1-2-0-(-6); Team 0-1-0-0.

RECEIVING: UNC: Howard 6-114; Switzer 6-57; Davis 4-52; Hollins 1-6; Singleton 1-3; T. Williams 1-0. **SC:** Wilds 4-44; P. Cooper 3-45; Googer 2-39; Adams 2-18; Heard 1-(-6).

PUNT RETURNS: UNC: Switzer 1-(-1). **SC:** None.

KICKOFF RETURNS: UNC: None. **SC:** Samuel 1-24.

INTERCEPTION RETURNS: UNC: None. **SC:** Moore 2-0; Diggs 1-2.

CHARLOTTE, N.C.—The 2015 South Carolina football season kicked off Thursday evening in Charlotte as South Carolina (1-0) defeated North Carolina (0-1) 17-13 in the Belk College Kickoff game at Bank of America Stadium.

A healthy dose of the running game would power the Gamecocks all night as the Gamecocks rushed for 254 yards with Shon Carson coming up with the big run of the night with a 48-yard carry for a touchdown in the fourth quarter. The Gamecocks would also make key plays on the defensive end with three turnovers including a pair of interceptions in the end zone by junior linebacker Skai Moore.

North Carolina scored first, covering 91 yards in just five plays and a little over a minute culminating with a 21-yard pass over the middle from Marquise Williams to Bug Howard.

To respond, the Gamecocks turned to the ground game early, with Pharoah Cooper running the Wildcat and Brandon Wilds grinding out first downs. Connor Mitch would connect on his first completion of the game on a 16-yard screen out to Jerell Adams, then went for 20 more to Brandon Wilds to get them to the opponent's 25. Wilds and Cooper would carry it down to the nine before the end of the first quarter, and facing third-and-five, Mitch connected with Cooper on a slant over the middle to tie the game up at 7-7.

A field goal drive for North Carolina would put it back up 10-7, but Mitch would also show off his ground game on the ensuing drive, with runs of 15 and nine yards and a pair of first downs. The Gamecocks would not be able to cash in with a touchdown, but Elliott Fry knocked home a 25-yard field goal to tie the game back up at 10 with seven minutes to go before halftime.

Another North Carolina drive would be halted by the Gamecocks' defense on the very next drive. After taking the ball all the way down to the South Carolina 15, the Tar Heels faced a third-and five. Kelsey Griffin and Darius English would find daylight up the middle, with Griffin making the initial contact. The sack would force another field goal, but it allowed North Carolina to take a 13-10 lead to halftime.

The Gamecock defense stiffened in the second half, keeping the team in the game while the offense found its footing. Finally early in the fourth quarter, the Gamecocks got their run game untracked. Two runs from David Williams would give them a first down across midfield, and Shon Carson would be the exclamation point. He took a shotgun sweep handoff and went 48 yards virtually untouched to give Carolina its first lead of the game.

With the Gamecock faithful getting rowdy in the stands, the defense remained locked in and forced a quick three-and-out. Perry Orth would take over the offense with 11:46 to play in the game, after Connor Mitch went to the locker room with an undisclosed injury.

Carson would take much of the pressure off him early in the drive, carrying for 27 yards on the first three plays of the drive. Orth would join in the fun to pick up a key first down with his legs and get the Gamecocks in the red zone, but the offense would miss out on fourth and inches at the UNC 12 to give the Tar Heels possession with nine minutes left to play.

The UNC defense was finally able to solve Carolina's defense and quickly moved into the red zone with a chance to take back the lead. The shortened field would come to the aid of the Gamecocks, who were able to blanket the Tar Heel receivers and force a third and goal at the three. Dante Sawyer would pull down Williams for his first career sack and force a timeout with fourth down at the eight-yard line and just 3:40 on the clock.

In a mirror image of his play in the first quarter, Skai Moore would step in front of a pass right in the end zone to end the threat. With momentum from the turnover, South Carolina would run out the clock to seal the victory.

#89 JERELL ADAMS

TE | 6-6 | 242 | SR. | 3L
 Pinewood, S.C.
 (Scott's Branch/Fork Union)
 Public Health



2015: Caught two passes for 18 yards in the season opener against UNC, including a long of 16.

CAREER STATISTICS

Year	GP/GS	Rec	Yds	Avg	TD	Long
2012	9/0	4	90	22.5	1	33
2013	13/1	13	187	14.4	2	44
2014	13/5	21	279	13.3	1	45
2015	1/1	2	18	9.0	0	16
Total	35/6	40	574	14.4	4	45

SINGLE-GAME HIGHS

Receptions..... 4, twice; last at Florida, 2014
 Yards Receiving 91, Furman, 2014
 Long Reception..... 45, Furman, 2014
 Touchdown Receptions 1, 4x; last Furman, 2014

PRESEASON WATCH LIST

Mackey Award Watch List

#4 BRYSON ALLEN-WILLIAMS

LB | 6-1 | 233 | SO. | 1L
 Ellenwood, Ga.
 (Ceder Grove)
 Broadcast Journalism



CAREER STATISTICS

Year	GP/GS	UT	AT	TT	TFL	QBS	INT	PBU	QBH	FF	FR
2014	12/2	18	9	27	2.5-12	0.5-3	0	0	5	1	1
2015	1/0	0	1	1	0-0	0-0	0	0	0	0	0
Total	13/2	18	10	28	2.5-12	0.5-3	0	0	5	1	1

2015: Recorded an assisted tackle against North Carolina.

SINGLE-GAME HIGHS

Tackles 5, Tennessee, 2014
 Tackles for loss 2.5, Florida, 2014
 QB Hurries 2, Missouri, 2014
 Sacks 0.5, Florida, 2014
 Fumble Recovery..... 1, Vanderbilt, 2014

#19 LANDON ARD

PK | 5-9 | 178 | SR. | 2L
 Rock Hill, S.C.
 (South Pointe)
 Sports & Entertainment Management



2015: Buried all four kickoffs through the endzone against North Carolina.

CAREER STATISTICS

-KICKOFFS-					
Year	No.	Yds	Avg.	TB	OB
2012	13	809	62.2	3	0
2013	83	5123	61.7	36	5
2014	68	4126	60.7	36	2
2015	4	260	65.0	4	0
Total	168	10318	61.4	79	7

#78 ZACK BAILEY


OG | 6-6 | 320 | FR. | HS
 Summerville, S.C.
 (Summerville)



2015: Saw time on special teams against North Carolina.

#39 RIVERS BEDENBAUGH

FB | 6-2 | 245 | R-SO. | RS
 Leesville, S.C.
 (Lexington/Georgia Southern)
 Exercise Science



2015: Played against North Carolina

#15 MATRICK BELTON

WR | 6-4 | 209 | R-JR. | RS
 Columbia, S.C.
 (Keenan/Hampton)
 Physical Education



2015: Played against North Carolina

#23 LARENZ BRYANT

LB | 6-0 | 220 | JR. | 2L
 Charlotte, N.C.
 (Vance)
 Broadcast Journalism



CAREER STATISTICS

Year	GP/GS	UT	AT	TT	TFL	QBS	INT	PBU	QBH	FF	FR
2013	12/0	5	2	7	1.0-4	1.0-4	0	0	1	0	0
2014	12/0	3	0	3	1.0-10	1.0-10	0	0	1	1	0
2015	1/0	0	0	0	0-0	0-0	0	0	0	0	0
Total	24/0	8	2	10	2.0-14	2.0-14	0	0	2	1	0

2015: Played at linebacker in the season opener against North Carolina

SINGLE-GAME HIGHS

Tackles 3, Coastal Carolina, 2013
 Tackles for loss 1.0, twice, last Kentucky, 2014
 QB Hurries 1, twice, last Kentucky, 2014
 Sacks 1.0, twice, last Kentucky, 2014
 Forced Fumble 1, Kentucky, 2014

#63 BLAKE CAMPER

OT | 6-8 | 295 | FR. | HS
Virginia Beach, Va.
(Frank W. Cox)



2015: Played on special teams in the season opener against North Carolina.

#7 SHON CARSON

TB | 5-8 | 204 | R-SR. | 2L
Scranton, S.C.
(Lake City)
Sport & Entertainment Management



2015: Carried the ball four times for 75 yards in the fourth quarter alone against North Carolina, including a 48-yard touchdown that would hold up as the game-winner.

CAREER STATISTICS

-RUSHING-

Year	GP/GS	Att	Yds	Avg	TD	Long
2011	2/0	3	9	3.0	0	5
2012	1/0	0	0	0.0	0	0
2013	13/1	61	256	4.2	1	58
2014	13/0	18	141	7.8	2	56
2015	1/0	4	75	18.8	1	48
Total	30/1	86	481	5.6	4	58

-RECEIVING-

Year	GP/GS	Rec	Yds	Avg	TD	Long
2011	2/0	0	0	0.0	0	0
2012	1/0	2	1	0.5	0	3
2013	13/1	5	59	11.8	0	24
2014	13/0	5	40	8.0	0	10
2015	1/0	0	0	0.0	0	0
Total	30/1	12	100	8.3	0	24

-KICK RETURNS-

Year	GP/GS	No	Yds	Avg	TD	Long
2011	2/0	1	23	23.0	0	23
2012	1/0	0	0	0.0	0	0
2013	13/1	8	142	17.8	0	27
2014	13/0	31	633	20.4	0	42
2015	1/0	0	0	0.0	0	0
Total	30/1	39	771	19.8	0	42

SINGLE-GAME HIGHS

Carries..... 15, Arkansas, 2013
Yards Rushing 102, Florida, 2013
Long Rush..... 58, Florida, 2013
Touchdowns Rushing..... 1, 4x; last N. Carolina, 2015
Receptions..... 2, 3x; last Clemson, 2014
Yards Receiving 24, Mississippi State, 2013
Long Reception..... 24, Mississippi State, 2013
Long Kick Return 42, Georgia, 2014

#18 CEDRICK COOPER

DE | 6-2 | 248 | R-SR. | 3L
Lithonia, Ga.
(Lithonia)
Criminal Justice



CAREER STATISTICS

Year	GP/GS	UT	AT	TT	TFL	QBS	INT	PBU	QBH	FF	FR
2012	11/0	1	0	1	0.0-0	0.0-0	0	0	0	0	0
2013	10/0	3	2	5	0.0-0	0.0-0	0	0	0	0	0
2014	6/0	2	3	5	0.0-0	0.0-0	0	0	2	0	0
2015	1/1	3	2	5	1.0-1	0.0-0	0	0	0	0	0
Total	28/1	9	7	16	1.0-1	0.0-0	0	0	2	0	0

2015: Shined in his first career start, recording a career-high five tackles (three solo) and his first career tackle for a loss against North Carolina.

SINGLE-GAME HIGHS

Tackles 5, N. Carolina, 2015
Tackle for Loss 1, N. Carolina, 2015
QB Hurries 1, twice; East Carolina, 2014
Missouri, 2014

#11 PHAROH COOPER

WR | 5-11 | 207 | JR. | 2L
 Havelock, N.C.
 (Havelock)
 Sport & Entertainment Management



2015: Did a little bit of everything in the season opener, running four times for 20 yards, attempting two passes and catching three passes for 45 yards and a touchdown against North Carolina.

PRESEASON WATCH LISTS

- 1st-team All-SEC (All-purpose Back) - Media
- 2nd-team All-SEC (Wide Receiver) - Media
- 2nd-team All-SEC (Return Specialist) - Media
- 1st-team All-SEC (All-purpose Back) - Athlon
- 1st-team All-America (All-purpose Back) - Athlon
- 1st-team All-SEC (Wide Receiver) - Phil Steele
- 3rd-team All-America (Wide Receiver) - Phil Steele
- Maxwell Award Watch List
- Hornung Award Watch List
- Biletnikoff Award Watch List

CAREER STATISTICS

-RUSHING-

Year	GP/GS	Att	Yds	Avg	TD	Long
2013	11/1	20	202	10.1	1	71
2014	13/12	27	200	7.4	2	70
2015	1/1	4	20	5.0	0	7
Total	25/14	51	422	8.3	3	71

-PASSING-

Year	GP/GS	Com-Att-Int	Pct.	Yds	TD	Long
2013	11/1	2-3-0	.667	29	1	26
2014	13/12	5-8-0	.625	78	2	30
2015	1/1	1-2-0	.500	-6	0	-6
Total	25/14	8-13-0	.615	101	3	30

-RECEIVING-

Year	GP/GS	Rec	Yds	Avg	TD	Long
2013	11/1	3	54	18.0	1	24
2014	13/12	69	1136	16.5	9	85
2015	1/1	3	45	15.0	1	27
Total	25/14	75	1235	16.5	11	85

-KICK RETURNS-

Year	GP/GS	No	Yds	Avg	TD	Long
2013	11/1	16	359	22.4	0	55
2014	13/12	0	0	0.0	0	0
2015	1/1	0	0	0.0	0	0
Total	25/14	16	359	22.4	0	55

-PUNT RETURNS-

Year	GP/GS	No	Yds	Avg	TD	Long
2013	11/1	9	40	4.4	0	36
2014	13/12	15	77	5.0	0	24
2015	1/1	0	0	0.0	0	0
Total	25/14	24	117	4.9	0	36

SINGLE-GAME HIGHS

- Carries..... 6, Mississippi State, 2013
- Yards Rushing 81, Coastal Carolina, 2013
- Long Rush..... 71, Coastal Carolina, 2013
- Touchdowns Rushing 1, 3x; last: Clemson, 2014
- Receptions..... 11, Tennessee, 2014
- Yards Receiving 233, Tennessee, 2014
- Long Reception 85, Tennessee, 2014
- Touchdown Receptions 2, twice; Auburn, 2014
- Tennessee, 2014
- Pass Attempts 2, 5x; last N. Carolina, 2015
- Pass Completions 2, Clemson, 2014
- Passing Yards 30, Tennessee, 2014
- Touchdown Passes.. 1, 3x; last: South Alabama, 2014
- Long Pass 30, Tennessee, 2014
- Long Punt Return 36, Arkansas, 2013

#42 JORDAN DIGGS

SS | 6-0 | 209 | R-JR. | 2L
 Fort Myers, Fla.
 (Island Coast)
 Interdisciplinary Studies



CAREER STATISTICS

Year	GP/GS	UT	AT	TT	TFL	QBS	INT	PBU	QBH	FF	FR
2012	2/0	4	1	5	1.0-2	0.0-0	0	0	0	0	0
2013	13/1	16	9	25	4.0-4	0.0-0	0	1	2	0	0
2014	13/2	28	9	37	5.0-21	2.0-17	0	0	0	1	1
2015	1/1	1	3	4	0-0	0-0	1	0	0	0	0
Total	29/4	49	22	71	10.0-27	2.0-17	1	1	2	1	1

2015: Had four tackles and his first career interception against North Carolina, with the pick coming in the redzone.

SINGLE-GAME HIGHS

- Tackles 9, Tennessee, 2014
- TFL..... 1, 6x; last Tennessee, 2014
- Sacks 1, South Alabama, 2014
- QB Hurries 1, twice; last Coastal Carolina, 2013
- Interceptions 1, North Carolina, 2015
- Pass Break Ups 1, Tennessee, 2013
- Forced fumbles..... 1, Florida, 2014
- Recovered fumbles..... 1, Florida, 2014

#44 GERALD DIXON

DE | 6-2 | 269 | R-SR. | 2L
 Rock Hill, S.C.
 (South Pointe)
 Interdisciplinary Studies



CAREER STATISTICS

Year	GP/GS	UT	AT	TT	TFL	QBS	INT	PBU	QBH	FF	FR
2012	3/0	2	0	2	1.0-4	1.0-4	0	0	0	0	0
2013	13/1	11	6	17	1.5-3	0.0-0	0	0	2	0	1
2014	12/11	29	13	42	5.0-44	2.0-35	0	3	3	1	1
2015	1/0	0	0	0	0-0	0-0	0	0	0	0	0
Total	28/12	42	19	61	7.5-51	3.0-39	0	3	5	1	2

2015: Played in the season opener against UNC.

SINGLE-GAME HIGHS

- Tackles 6, twice; Furman, 2014
- Auburn, 2014
- TFL..... 3, Missouri, 2014
- Sacks 1, 3x; last Missouri, 2014
- QB Hurries 1, 3x; last East Carolina, 2014
- Fumbles Recovered..... 1, UCF, 2013
- Pass Break Ups 1, 3x; last Furman, 2014

#92 GERALD DIXON, JR.

DT | 6-3 | 327 | R-SR. | 3L
 Rock Hill, S.C.
 (Northwestern)
 Interdisciplinary Studies



CAREER STATISTICS

Year	GP/GS	UT	AT	TT	TFL	QBS	INT	PBU	QBH	FF	FR
2012	12/2	4	5	9	0.0-0	0.0-0	1	1	0	0	0
2013	12/1	7	11	18	2.5-12	0.5-3	0	0	1	0	0
2014	13/12	15	14	29	2.0-3	1.0-2	0	0	0	1	0
2015	1/1	1	2	3	0-0	0-0	0	0	0	0	0
Total	38/16	27	32	59	4.5-15	1.5-5	1	1	1	1	0

2015: Made the start against UNC and recorded three tackles (one solo).

SINGLE-GAME HIGHS

Tackles 5, Florida, 2014
 TFL..... 1, twice; Tennessee, 2013
 Vanderbilt, 2014
 Sacks 0.5, North Carolina, 2013
 QB Hurries 1, North Carolina, 2013
 Pass Break Ups 1, Georgia, 2012
 Interceptions 1, Kentucky, 2012
 Forced Fumbles 1, Auburn, 2014

#52 PHILLIP DUKES

DT | 6-3 | 319 | R-SR. | 2L
 Manning, S.C.
 (Manning)
 Sociology



CAREER STATISTICS

Year	GP/GS	UT	AT	TT	TFL	QBS	INT	PBU	QBH	FF	FR
2012	5/0	3	0	3	0.0-0	0.0-0	0	0	0	0	0
2013	13/1	7	7	14	1.5-4	0.0-0	0	0	2	1	1
2014	13/1	11	9	20	3.0-7	0.0-0	0	0	0	1	1
2015	1/0	2	1	3	1.0-2	1.0-2	0	0	0	0	0
Total	32/2	23	17	40	5.5-13	1.0-2	0	0	2	2	1

2015: Notched his first career sack in the win over North Carolina, and finished with three tackles (two solo).

SINGLE-GAME HIGHS

Tackles 4, Georgia, 2013
 TFL..... 1, 3x; last North Carolina, 2015
 Sacks 1, North Carolina, 2015
 QB Hurries 1, twice; last Coastal Carolina, 2013
 Fumbles Recovered.... 1, twice, South Alabama, 2014
 Forced Fumbles..... 1, twice; Furman, 2014

#5 DARIUS ENGLISH

DE | 6-6 | 225 | R-JR. | 2L
 Powder Springs, Ga.
 (McEachern)
 Hotel, Restaurant, Tourism Management



CAREER STATISTICS

Year	GP/GS	UT	AT	TT	TFL	QBS	INT	PBU	QBH	FF	FR
2012	2/0	2	1	3	0.5-2	0.0-0	0	0	0	0	0
2013	13/1	14	5	19	2.5-8	0.5-2	0	0	1	1	0
2014	12/6	17	7	24	2.0-7	1.0-3	0	1	2	0	0
2015	1/0	1	2	3	0.5-3	0.5-3	0	0	0	0	0
Total	28/7	34	15	49	5.5-20	2.0-8	0	1	3	1	0

2015: Made three tackles and assisted in a key sack to squash a scoring drive against North Carolina.

SINGLE-GAME HIGHS

Tackles 6, Coastal Carolina, 2013
 TFL..... 2, North Carolina, 2013
 Sacks 1, Georgia 2014
 QB Hurries 1, 3x; last Missouri, 2014
 Forced Fumbles 1, North Carolina, 2013

#29 ELLIOTT FRY

PK | 6-0 | 164 | JR. | 2L
 Frisco, Texas
 (Prince of Peace Christian)
 Psychology



PRESEASON WATCH LISTS

2nd-team All-SEC – Media
 3rd-team All-SEC – Athlon
 Groza Watch List
 Allstate AFCA Good Works Team nominee

2015: Converted a 25-yard field goal and a pair of extra points in a win over North Carolina.

CAREER STATISTICS

Year	GP	FG-A	-PLACEKICKING-			PAT-A	Pts.
			Pct	Long			
2013	13	15-18	83.3	45	54-55	99	
2014	13	18-25	72.0	47	51-51	105	
2015	1	1-2	50.0	25	2-2	5	
Total	27	34-45	75.6	47	107-108	209	

Year	M-A	Pct	-FIELD GOALS-					Lg	Blk
			01-19	20-29	30-39	40-49	50+		
2013	15-18	83.3	0-0	5-5	4-5	6-8	0-0	45	0
2014	18-25	72.0	0-0	5-5	6-7	7-10	0-3	47	0
2015	1-2	50.0	0-0	1-1	0-0	0-0	0-1	25	0
Total	34-45	75.6	0-0	11-11	10-12	13-18	0-4	47	0

2015 GAME-BY-GAME

Date	Opponent	FGM-A	1-19	20-29	30-39	40-49	50+	Lg	Blk
9/3/15	vs. North Carolina	1-2	0-0	1-1	0-0	0-0	0-1	25	0
2015 Totals		1-2	0-0	1-1	0-0	0-0	0-1	25	0
CAREER TOTALS		34-45	0-0	11-11	10-12	13-18	0-4	47	0

#5 TERRY GOOGER

WR | 6-4 | 226 | R-FR. | RS

Atlanta, Ga.

(Woodward Academy)

Sport & Entertainment Management



2015: Had a solid debut as a Gamecock, catching a pair of passes for 39 yards total against North Carolina.

CAREER STATISTICS							
Year	GP/GS	Rec	Yds	Avg	TD	Long	
2015	1/0	2	39	19.5	0	22	
Total	1/0	2	39	19.5	0	22	

#94 KELSEY GRIFFIN

DT | 6-2 | 316 | JR. | 2L

Buford, Ga.

(Mill Creek)

Retail Management



CAREER STATISTICS											
Year	GP/GS	UT	AT	TT	TFL	QBS	INT	PBU	QBH	FF	FR
2013	9/0	7	5	12	0.5-1	0.5-1	0	0	0	0	0
2014	6/0	4	4	8	1.0-1	0.0-0	0	0	0	0	0
2015	1/0	1	2	3	1.5-7	1.5-7	0	0	0	0	0
Total	16/0	12	11	23	3.0-9	2.0-8	0	0	0	0	0

2015: Had a breakout performance in the season opener, collecting 1.5 sacks in key moments to stall drives for North Carolina.

SINGLE-GAME HIGHS	
Tackles	5, Coastal Carolina, 2013
TFL	1.5, North Carolina, 2015
Sacks	1.5, North Carolina, 2015

#20 T.J. GURLEY

SPUR | 5-10 | 199 | SR. | 3L

Cairo, Ga.

(Cairo)

Integrated Technology



CAREER STATISTICS											
Year	GP/GS	UT	AT	TT	TFL	QBS	INT	PBU	QBH	FF	FR
2012	8/2	8	5	13	0.0-0	0.0-0	0	0	0	0	0
2013	13/2	21	9	30	0.5-0	0.0-0	1	1	0	0	0
2014	13/10	49	31	80	1.0-3	0.0-0	1	4	0	0	0
2015	1/1	2	1	3	0.0-0	0.0-0	0	0	0	0	0
Total	35/15	80	46	126	1.5-3	0.0-0	2	5	0	0	0

2015: Started at the Spur to begin the season, totaling three tackles in a win over North Carolina.

SINGLE-GAME HIGHS	
Tackles	11, Georgia, 2013
TFL	1, Missouri, 2014
Pass Break Ups	1, 3x, South Alabama, 2014
Interceptions	1, twice; Coastal Carolina, 2014 East Carolina, 2014

#7 AL HARRIS, JR.

CB | 5-11 | 163 | SO. | 1L

Ft. Lauderdale, Fla.

(St. Thomas Aquinas)

Sport & Entertainment Management



CAREER STATISTICS											
Year	GP/GS	UT	AT	TT	TFL	QBS	INT	PBU	QBH	FF	FR
2014	12/4	17	4	21	1.0-1	0.0-0	0	3	0	0	0
2015	1/0	0	1	1	0.0-0	0.0-0	0	0	0	0	0
Total	13/4	17	5	22	1.0-1	0.0-0	0	3	0	0	0

2015: Assisted on a tackle while playing cornerback against North Carolina.

SINGLE-GAME HIGHS	
Tackles	5, twice; Texas A&M, 2014 Kentucky, 2014
TFL	1, Georgia 2014
Pass Break Ups	1, 3x; last Kentucky, 2014

#12 ERNEST HAWKINS

LB | 6-1 | 224 | SO. | JC

Baltimore, Md.

(Dunbar/Hartnell College)

Sociology



2015: Saw time in the season opener against North Carolina.

#17 CARLTON HEARD

WR | 6-0 | 182 | R-SR. | 1L

Athens, Ga.

(Clarke Central/Gardner-Webb)

Sociology



2015: Earned his first career start in the season opener against North Carolina

CAREER STATISTICS						
Year	GP/GS	Rec	Yds	Avg	TD	Long
2015	1/1	1	-6	-6.0	0	-6
Total	1/1	1	-6	-6.0	0	-6

SINGLE-GAME HIGHS	
Receptions	1, North Carolina, 2015
Yards Receiving	-6, North Carolina, 2015
Long Reception	-6, North Carolina

#11 T.J. HOLLOMAN

LB | 6-2 | 231 | R-JR. | 2L
 Stone Mountain, Ga.
 (St. Pius X)
 Accounting



CAREER STATISTICS

Year	GP/GS	UT	AT	TT	TFL	QBS	INT	PBU	QBH	FF	FR
2013	13/3	28	16	44	5.0-13	1.0-6	3	1	1	0	0
2014	13/4	20	13	33	2.5-18	1.0-13	0	1	1	0	0
2015	0/0	0	0	0	0.0-0	0.0-0	0	0	0	0	0
Total	26/7	48	29	77	7.5-31	2.0-19	3	2	2	0	0

2015:

SINGLE-GAME HIGHS

Tackles 7, 3x; last Clemson, 2014
 TFL..... 1, 7x; last Clemson, 2014
 Sacks 1, twice, last South Alabama, 2014
 QB Hurries 1, twice, last Miami (Fla.), 2014
 Pass Break Ups 1, twice, Clemson, 2014
 Interceptions 1, 3x; last Clemson, 2013

#81 HAYDEN HURST

TE | 6-5 | 252 | FR. | HS
 Jacksonville, Fla.
 (The Bolles School)



2015: Played at tight end in the season opener against North Carolina.

#8 SHAMIER JEFFERY

WR | 6-1 | 189 | R-SR. | 2L
 St. Matthews, S.C.
 (Calhoun County)
 Sociology



2015: Played at wideout in the season opener

CAREER STATISTICS

Year	GP/GS	Rec	Yds	Avg	TD	Long
2013	8/0	6	32	5.3	0	11
2014	9/1	2	9	4.5	0	5
2015	1/0	0	0	0	0	0
Total	18/1	8	41	5.1	0	11

SINGLE-GAME HIGHS

Receptions..... 5, Arkansas, 2013
 Yards Receiving 32, Arkansas, 2013
 Long Reception..... 11, Arkansas, 2013

#55 DAVID JOHNSON

DE | 6-1 | 240 | R-SO. | 1L
 Lithonia, Ga.
 (Lithonia)
 Criminal Justice



CAREER STATISTICS

Year	GP/GS	UT	AT	TT	TFL	QBS	INT	PBU	QBH	FF	FR
2014	9/5	8	8	16	1.0-2	0.0-0	0	0	1	0	0
2015	1/0	0	0	0	0.0-0	0.0-0	0	0	0	0	0
Totals	10/5	8	8	16	1.0-2	0.0-0	0	0	1	0	0

2015:

SINGLE-GAME HIGHS

Tackles 5, Florida, 2014
 Tackles for loss 1, Florida, 2014

#21 ISAIAH JOHNSON

FS | 6-0 | 206 | R-SR. | TR
 Cary, N.C.
 (Panther Creek/Kansas)



CAREER STATISTICS

Year	GP/GS	UT	AT	TT	TFL	QBS	INT	PBU	QBH	FF	FR
2013	12/12	44	29	73	3.0-16	0.5-7	5	5	0	0	0
2014	12/12	52	23	75	0.5-0	0.0-0	1	2	0	1	0
2015	1/1	4	1	5	0.0-0	0.0-0	0	1	0	0	0
Totals	25/25	100	53	153	3.5-16	0.5-7	6	8	0	1	0

2015: Earned the start against North Carolina in his first game with the Gamecocks, recording five tackles (four solo) and had an important pass break-up to force a punt.

SINGLE-GAME HIGHS

Tackles 5, North Carolina, 2015
 Pass Break-Ups..... 1, North Carolina, 2015

#13 SEAN KELLY

P | 5-10 | 189 | R-JR. | JC
 Oakland, Fla.
 (West Orange/FAU/Tallahassee JC)
 Criminal Justice



CAREER STATISTICS

Year	GP	No.	Yards	Avg.	Long	TB	FC	I20
2012	12	68	2711	39.9	68	5	6	16
2013	12	72	3072	42.7	64	5	21	26
2015	1	5	231	46.2	60	2	0	2
Total	25	145	6014	41.5	68	12	27	44

2015: Had an outstanding debut, averaging 46.5 yards on five punts with two placed inside the 20 and a long of 60 yards... he also recorded a tackle on a missed field goal return and converted a fourth-and-long with a 17-yard run off a fake punt.

#70 ALAN KNOTT

OC | 6-4 | 270 | R-SO. | 1L
 Tyrone, Ga.
 (Sandy Creek)
 Criminal Justice



2015: Made the start at center against North Carolina

**PRESEASON
 WATCH LIST**
 Rimington Watch List

#99 ABU LAMIN

DT | 6-4 | 326 | R-JR. | 1L
 Fayetteville, N.C.
 (Trinity Christian)
 Sociology



CAREER STATISTICS												
Year	GP/GS	UT	AT	TT	TFL	QBS	INT	PBU	QBH	FF	FR	
2014	10/0	4	4	8	0.0-0	0.0-0	0	0	0	0	0	
2015	0/0	0	0	0	0.0-0	0.0-0	0	0	0	0	0	
Totals	10/0	4	4	8	0.0-0	0.0-0	0	0	0	0	0	

2015:

SINGLE-GAME HIGHS
 Tackles 6, Auburn, 2014
 TFL..... 0.5, Auburn, 2014

#3 CHRIS LAMMONS

CB | 5-10 | 183 | SO. | 1L
 Lauderdale, Fla.
 (Plantation)
 Business Administration



CAREER STATISTICS												
Year	GP/GS	UT	AT	TT	TFL	QBS	INT	PBU	QBH	FF	FR	
2014	10/7	20	1	21	0.5-1	0.0-0	0	0	0	0	0	
2015	1/1	4	1	5	0.0-0	0.0-0	0	0	0	0	0	
Totals	11/8	24	2	26	0.5-1	0.0-0	0	0	0	0	0	

2015: Earned the start at cornerback in the season opener against North Carolina and recorded five tackles.

SINGLE-GAME HIGHS
 Tackles 6, Auburn, 2014
 TFL..... 0.5, Auburn, 2014

#8 MARQUAVIUS LEWIS

DE | 6-3 | 264 | JR. | JC
 Greenwood, S.C.
 (Greenwood/Hutchinson CC)
 Sociology



CAREER STATISTICS												
Year	GP/GS	UT	AT	TT	TFL	QBS	INT	PBU	QBH	FF	FR	
2015	1/1	1	3	4	0.0-0	0.0-0	0	0	1	0	0	

2015: Earned the start at defensive end and made four tackles with a quarterback hit against North Carolina

SINGLE-GAME HIGHS
 Tackles 4, North Carolina, 2015

#84 KYLE MARKWAY

TE | 6-4 | 243 | FR. | HS
 St. Louis, Mo.
 (St. John Vianney)



2015: Saw time on special teams against North Carolina

#76 MIKE MATULIS

OT | 6-5 | 293 | R-SR. | 2L
 Boynton Beach, Fla.
 (Park Vista)
 Criminal Justice



2015: Started at left guard against North Carolina, his first career start at that position.

#1 RICO MCWILLIAMS

CB | 5-11 | 186 | R-JR. | 2L
 Hampton, Ga.
 (Lovejoy)
 Sociology



CAREER STATISTICS												
Year	GP/GS	UT	AT	TT	TFL	QBS	INT	PBU	QBH	FF	FR	
2013	9/2	0	1	1	0.0-0	0.0-0	0	0	0	0	0	
2014	12/6	27	6	33	1.0-3	0.0-0	0	5	0	0	0	
2015	1/1	1	1	2	0.0-0	0.0-0	0	0	0	0	0	
Total	22/9	28	8	36	1.0-3	0.0-0	0	5	0	0	0	

2015: Started at cornerback and made two tackles against North Carolina

SINGLE-GAME HIGHS
 Tackles 6, Miami (Fla.), 2014
 TFL..... 1, East Carolina, 2014
 Pass Break Ups 4, Tennessee, 2014

#6 CONNOR MITCH

QB | 6-3 | 211 | R-SO. | 1L
Raleigh, N.C.
(Wakefield)
Psychology



2015: Went 9-for-22 for 122 yards and a touchdown pass in his first career start against North Carolina... also ran the ball ten times for 44 yards and a number of key first downs.

CAREER STATISTICS

-PASSING-

Year	GP/GS	Com-Att	Int	Pct.	Yds	TD	Long
2013		DNP - Redshirted					
2014	2/0	2-6-0		33.3	19	0	14
2015	1/1	9-22-0		40.9	122	1	27
Totals	3/1	11-28-0		39.2	141	1	27

-RUSHING-

Year	GP/GS	Att	Yds	Avg	TD	Long
2013		DNP - Redshirted				
2014	2/0	3	-3	-1.0	0	5
2015	1/1	10	44	4.4	0	15
Totals	3/1	13	41	3.2	0	15

SINGLE-GAME HIGHS

Pass Attempts 22, North Carolina, 2015
Pass Completions 9, North Carolina, 2015
Passing Yards 122, North Carolina, 2015
Passing Touchdowns 1, North Carolina, 2015
Rushing Attempts 10, North Carolina, 2015
Long Rush 15, North Carolina, 2015

#6 CHRIS MOODY

FS | 6-1 | 215 | R-JR. | 2L
McDonough, Ga.
(Henry County)
Interdisciplinary Studies



CAREER STATISTICS

Year	GP/GS	UT	AT	TT	TFL	QBS	INT	PBU	QBH	FF	FR
2013	12/0	4	3	7	0.0-0	0.0-0	0	0	1	0	0
2014	13/7	25	12	37	0.0-0	0.0-0	1	1	0	0	1
2015	1/0	0	0	0	0.0-0	0.0-0	0	0	0	0	0
Total	26/7	29	15	44	0.0-0	0.0-0	1	1	1	0	1

2015:

SINGLE-GAME HIGHS

Tackles 8, Texas A&M, 2014
QB Hurries 1, UCF, 2013
Interceptions 1, Furman, 2014
Fumbles Recovered 1, Auburn, 2014

#10 SKAI MOORE

LB | 6-2 | 218 | JR. | 2L
Cooper City, Fla.
(University)
Hotel, Restaurant & Tourism Management



2015: Keyed the Gamecocks in their season opening victory, picking off two passes in the end zone against North Carolina... it was his third career two-interception game... also led the team with ten tackles (four solo) while earning SEC Defensive Player of the Week accolades.

CAREER STATISTICS

Year	GP/GS	UT	AT	TT	TFL	QBS	INT	PBU	QBH	FF	FR
2013	13/4	30	26	56	3.5-7	0.5-3	4	0	0	0	1
2014	12/9	52	41	93	2.5-13	1.0-9	3	0	1	0	1
2015	1/1	4	6	10	0.0-0	0.0-0	2	0	0	0	0
Total	26/14	86	73	159	6.0-20	1.5-12	9	0	1	0	2

PRESEASON WATCH LISTS

3rd-team All-SEC - Athlon
4th-team All-SEC - Phil Steele

SINGLE-GAME HIGHS

Tackles 12, Florida, 2014
TFL 1.5, North Carolina, 2013
Sacks 1, East Carolina, 2014
Interceptions 2, 3x, last North Carolina, 2015
Fumbles Recovered 1, twice: Wisconsin, 2014
Furman, 2014
QB Hurries 1, Vanderbilt, 2014

#3 D.J. NEAL

WR | 6-3 | 193 | FR. | HS
Stone Mountain, Ga.
(Stephenson)



2015: Played on special teams in the season opener

#10 PERRY ORTH

QB | 6-1 | 203 | R-JR. | SQ
Ponda Verde, Fla.
(Ponda Verde/Florida St. College)
Business Administration



2015: Filled in admirably as the team's backup against North Carolina, completing both passes he attempted for 24 yards.

CAREER STATISTICS

-PASSING-							
Year	GP/GS	Com-Att-Int	Pct.	Yds	TD	Long	
2014	1/0	0-2-0	0.0	0	0	0	0
2015	1/0	2-2-0	1.000	24	0	15	
Totals	2/0	2-4-0	.500	24	0	15	

-RUSHING-							
Year	GP/GS	Att	Yds	Avg	TD	Long	
2014	1/0	1	-13	-13.0	0	0	0
2015	1/0	2	7	3.5	0	7	
Totals	2/0	3	-6	-2.0	0	7	

SINGLE-GAME HIGHS

Pass Attempts.....2, twice, North Carolina, 2015
Pass Completions.....2, North Carolina, 2015
Passing Yards.....24, North Carolina, 2015
Rushing Attempts.....2, North Carolina, 2015
Rushing Yards.....7, North Carolina, 2015

#69 D.J. PARK

OT | 6-4 | 325 | R-SO. | 1L
Dillon, S.C.
(Dillon)
Criminal Justice



2015: Played on special teams in the season opener

#30 DARIUS PAULK

TB | 5-8 | 198 | R-JR. | SQ
Columbia, S.C.
(Richland Northeast/North Greenville)
Management



2015: Played on special teams in the season opener

#55 CHRISTIAN PELLAGE

OT | 6-6 | 314 | FR. | HS
Brooksville, Fla.
(Nature Coast Tech)



2015: Played on special teams in the season opener

#1 DEEBO SAMUEL

WR | 6-0 | 202 | R-FR. | RS
Inman, S.C.
(Chapman)
Business Administration



2015: Earned the start at wide receiver against North Carolina... also served as kick returner, taking one kick back 23 yards.

CAREER STATISTICS

Year	GP/GS	Rec	Yds	Avg	TD	Long
2015	1/1	0	0	0.0	0	0

-KICK RETURNS-

Year	GP/GS	No	Yds	Avg	TD	Long
2015	1/1	1	24	24.0	0	24

#95 DANTE SAWYER

DE | 6-3 | 291 | SO. | JC
Suwanee, Ga.
(North Gwinnett/East Mississippi CC)



CAREER STATISTICS

Year	GP/GS	UT	AT	TT	TFL	QBS	INT	PBU	QBH	FF	FR
2015	1/0	2	0	2	1.0-5	1.0-5	0	0	0	0	0

2015: Came up with one of the biggest plays of the game in a win over North Carolina, picking up a sack late in the fourth quarter with just under four minutes left to play... finished with two tackles overall.

SINGLE-GAME HIGHS

Tackles.....12, Florida, 2014
TFL.....1.5, North Carolina, 2013
Sacks.....1, East Carolina, 2014

#71 BRANDON SHELL

OT | 6-6 | 328 | R-SR. | 3L
Goose Creek, S.C.
(Goose Creek)
Criminal Justice



2015: Earned the start at left tackle in the season opener, and helped the team run for 254 yards.

PRESEASON WATCH LISTS

3rd-team All-SEC – Media
3rd-team All-SEC – Phil Steele
Outland Trophy Watch List

#24 D.J. SMITH

FS | 5-11 | 195 | SO. | 1L

Marietta, Ga.

(Walton)

Sport & Entertainment Management



CAREER STATISTICS

Year	GP/GS	UT	AT	TT	TFL	QBS	INT	PBU	QBH	FF	FR
2014	12/1	8	3	11	0.0-0	0.0-0	0	1	0	0	0
2015	1/0	0	0	0	0.0-0	0.0-0	0	0	0	0	0
Totals	13/1	8	3	11	0.0-0	0.0-0	0	1	0	0	0

2015: Saw action on special teams in the season opener against UNC.

SINGLE-GAME HIGHS

Tackles 3, Kentucky, 2014
 Pass Break Ups 1, Kentucky, 2014

#22 JAMARI SMITH

CB | 5-10 | 200 | R-SO. | 1L

Jacksonville, Fla.

(Fletcher)

Sport & Entertainment Management



2015:

#75 WILL SPORT

OG | 6-5 | 295 | R-SR. | 3L

Milton, Fla.

(Pace)

Management



2015: Started at guard for the team in the season opener and helped pave the way for 254 total rushing yards.

#90 TAYLOR STALLWORTH

DT | 6-2 | 308 | SO. | 1L

Mobile, Ala.

(Murphy)

Hotel, Restaurant, Tourism Management



CAREER STATISTICS

Year	GP/GS	UT	AT	TT	TFL	QBS	INT	PBU	QBH	FF	FR
2014	8/0	4	4	8	0.0-0	0.0-0	0	0	0	0	0
2015	1/1	0	1	1	0.0-0	0.0-0	0	0	0	0	0
Totals	9/1	4	5	9	0.0-0	0.0-0	0	0	0	0	0

2015: Earned the start and came through with a tackle on fourth and short against the Tar Heels.

SINGLE-GAME HIGHS

Tackles 3, Kentucky, 2014
 Pass Break Ups 1, Kentucky, 2014

#72 DONELL STANLEY

OG | 6-4 | 320 | R-FR. | RS

Floydale, S.C.

(Latta)

Sport & Entertainment Management



2015: Saw playing time on special teams in the season opener

#32 ROD TALLEY

TB | 5-10 | 201 | R-SO. | SQ

Laurens, S.C.

(Laurens/Gardner-Webb)

Integrated Technology



2015: Served on special teams in the season opener and recorded a tackle on kick coverage

#28 JONATHAN WALTON

LB | 6-0 | 235 | JR. | 2L

Daphne, Ala.

(Bayside Academy)

Criminal Justice



CAREER STATISTICS

Year	GP/GS	UT	AT	TT	TFL	QBS	INT	PBU	QBH	FF	FR
2013	13/0	5	3	8	0.0-0	0.0-0	0	0	1	0	0
2014	13/6	36	25	61	2.5-3	0.0-0	1	2	1	0	1
2015	1/1	2	2	4	0.0-0	0.0-0	0	0	0	0	0
Total	27/6	43	30	73	2.5-3	0.0-0	1	2	2	0	1

2015: Started at linebacker and made four tackles (two solo) against North Carolina.

SINGLE-GAME HIGHS

Tackles 12, Florida, 2014
 Tackles for Loss 1.5, Miami (Fla.), 2014
 Pass Break Ups 1, twice, last Miami (Fla.), 2014
 QB Hurries 1, twice; last East Carolina, 2014
 Interceptions 1, Miami (Fla.), 2014
 Fumbles Recovered..... 1, Kentucky, 2014

#49 BOOSIE WHITLOW

DE | 6-3 | 240 | FR. | HS
Opelika, Ala.
(Opelika)



2015: Rotated in on the defensive line in the season opener.

#22 BRANDON WILDS

TB | 6-2 | 216 | R-SR. | 3L
Blythewood, S.C.
(Blythewood)
Interdisciplinary Studies



2015: Went for 95 total yards of offense in the season opener, rushing for 51 yards and catching four passes for 44 yards in the win over UNC.

CAREER STATISTICS

-RUSHING-

Year	GP/GS	Att	Yds	Avg	TD	Long
2011	13/5	107	486	4.5	3	47
2012		DNP - Redshirted				
2013	7/0	43	221	5.1	3	27
2014	12/4	106	570	5.4	4	70
2015	1/1	14	51	3.6	0	10
Totals	33/10	270	1328	4.9	10	70

-RECEIVING-

Year	GP/GS	Rec	Yds	Avg	TD	Long
2011	13/5	15	136	9.1	0	20
2012		DNP - Redshirted				
2013	7/0	9	119	13.2	2	33
2014	12/4	18	143	7.9	1	30
2015	1/1	4	44	11.0	0	20
Totals	33/10	46	412	8.9	3	33

SINGLE-GAME HIGHS


Carries.....	29, Florida, 2011
Yards Rushing	143, Tennessee, 2014
Long Rush.....	70, Tennessee, 2014
Touchdowns Rushing.....	2, twice; Citadel, 2011 Tennessee, 2014
Receptions.....	5, Vanderbilt, 2013
Yards Receiving	65, Vanderbilt, 2013
Long Reception.....	33, Vanderbilt, 2013
100-Yard Rushing Games.....	4 times

PRESEASON WATCH LIST

Walker Award Watch List

#33 DAVID WILLIAMS

TB | 6-1 | 222 | R-SO. | 1L
Philadelphia, Pa.
(Imhotep Charter)
Retail Management



2015: Ran the ball 10 times for 42 yards in the season opener against UNC, one off matching a career best in carries.

CAREER STATISTICS

-RUSHING-

Year	GP/GS	Att	Yds	Avg	TD	Long
2014	9/0	45	256	5.6	2	37
2015	1/0	10	42	4.2	0	9
Totals	10/0	55	298	5.4	2	37

-RECEIVING-


Year	GP/GS	Rec	Yds	Avg	TD	Long
2014	9/0	7	99	14.1	0	59
2015	1/0	0	0	0.0	0	0
Totals	10/0	7	99	14.1	0	59

SINGLE-GAME HIGHS

Carries.....	11, Furman, 2014
Yards Rushing	110, Furman, 2014
Long Rush.....	37, Furman, 2014
Touchdowns Rushing.....	1, twice; Vanderbilt, 2014 South Alabama, 2014
Receptions.....	4, Clemson, 2014
Yards Receiving	70, Clemson, 2014
Long Reception.....	59, Clemson, 2014
100-yard Rushing Games.....	1 time

#47 DREW WILLIAMS

LS | 6-2 | 213 | JR. | 2L
Irmo, S.C.
(Dutch Fork)
Public Health



2015: Serves as the team's primary long-snapper, earning him a scholarship in the preseason.

#74 MASON ZANDI

OT | 6-9 | 314 | R-JR. | 2L
Chapin, S.C.
(Chapin)
Political Science



2015: Made the start at right tackle in the season opener against North Carolina.