

CELEBRATING 19 NBA FIRST-ROUND DRAFT PICKS AND FOUR FINAL FOURS IN THE FIRST SIX SEASONS UNDER HALL OF FAME COACH JOHN CALIPARI

KENTUCKY




2015-16

MEDIA GUIDE

ANTHONY DAVIS MICHAEL KIDD-GILCHRIST TERRENCE JONES MARQUIS TEAGUE 2012 NCAA CHAMPIONSHIP NERLENS NOEL ARCHIE GOODWIN



CONGRATULATIONS TO OUR NEWEST HALL OF FAMERS



**LOUIE
DAMPIER**



**JOHN
CALIPARI**

Saluting Two of Our Own

With their 2015 enshrinement into the Naismith Memorial Basketball Hall of Fame, Wildcat All-American Louie Dampier and current UK head coach John Calipari joined an elite group of legendary Kentucky players, coaches and administrators (beginning with Adolph Rupp in 1969) who have received college basketball's ultimate individual honor for their lasting positive contributions to the sport.



CLASS OF 2015



TABLE OF CONTENTS

MEDIA (1-8)

Quick Facts.....	1
Media Policies.....	2-3
Athletics Directory	4
Wildcats on the Air	5
UK Network Affiliates.....	6
Media Outlets.....	6-7
Wildcats' Exposure.....	8

THE WILDCATS (9-31)

TV Chart	10
Roster	11
EJ Floreal.....	12-13
Dominique Hawkins.....	14-15
Marcus Lee.....	16-17
Alex Poythress	18-19
Tyler Ulis.....	20-21
Derek Willis.....	22-23
Isaiah Briscoe.....	24
Jonny David.....	25
Isaac Humphries	26
Skal Labissiere.....	27
Charles Matthews.....	28
Mychal Mulder.....	29
Jamal Murray.....	30
Dillon Pulliam.....	31

COACHES/STAFF (32-48)

John Calipari	34-39
Kenny Payne	40
Tony Barbee	41
John Robic.....	42
Support Staff	43-46
AD Mitch Barnhart.....	47
President Eli Capilouto	48

2015-16 OPPONENTS (49-55)

Opponents	50-54
Postseason Tournament Information.....	55

2014-15 REVIEW (56-77)

2014-15 Final Stats	58-61
2014-15 Results	62-65
Departed Letterwinners.....	66
2014-15 Game Recaps.....	67-76
2015 SEC Honors.....	77

NATIONAL CHAMPIONS (78-90)

National Champions	80-87
Helms National Titles	88
Championship Coaches	89-90

WILDCATS & THE NBA (91-94)

Wildcats in the NBA.....	92
Kentucky in the NBA Draft	93
NBA Award Winners.....	94

HISTORY (95-130)

Retired Jerseys.....	96
All-Time Wildcats.....	97-100
All-Americans	101-102
Basketball Hall of Fame	102
Awards and Honors	103-105
UK Athletics Hall of Fame	106
Kentucky in the NCAA	107
Kentucky in the NCAA Tournament	108
All-Time Winningest Teams.....	109
NCAA Tournament Game Highs	110-111
Year-By-Year in the NCAA.....	112-113
vs. NCAA Tournament Opponents.....	114
NCAA Final Four Results.....	115-116
Kentucky in the SEC	117-118
Kentucky in the SEC Tournament	119-120
National Rankings.....	121-122
Finishes in National Rankings.....	123
Biggest Games	124-126
Biggest Shots	127
Unparalleled Tradition	128-130

VENUES (131-142)

Rupp Arena	132-138
Alumni Gymn	139
Memorial Coliseum	140
Freedom Hall	141
Kentucky Results in Louisville	142

DAY IN THE LIFE (143-150)

Academics.....	144-145
Facilities	146-147
University.....	148-149
Lexington	150

RECORDS (151-186)

Year-by-Year Team Stats.....	152-153
Scoring	154-156
1,000 Point-Scorers.....	157-164
Field Goals.....	165-166
Free Throws	167-168
3-Point Field Goals.....	169-170
Rebounding.....	171
Steals.....	172
Blocks.....	173
Assists	174
Miscellaneous Records.....	175
Streaks & Overtime	176
Calipari Era Records.....	177-186

RESULTS (187-218)

Year-By-Year Results.....	188-189
All-Time Results	190-203
Series Record vs. Opponents	204-205
Record vs Conferences	206
Scores vs. All Opponents.....	207-218

QUICK FACTS

INSTITUTE PERSONNEL

President: Dr. Eli Capilouto (Alabama, '71)
Faculty Representative: Joseph L. Fink III
 (Philadelphia College of Pharmacy
 & Science, '70)
Athletics Director: Mitch Barnhart
 (Ottawa, '81)
Deputy Athletics Director:
 DeWayne Peevy (Montevallo, '96)
Athletics Phone Number: 859.257.8000

MEDIA INFORMATION

Basketball Contact: Eric Lindsey
 (Kentucky, '08)
Lindsey's Email: eric.lindsey@uky.edu
Lindsey's Phone: 859.619.0944

Asst. Basketball Contact:
 Deb Moore (St. Bonaventure, '06)
Moore's Email: deb.moore@uky.edu
Moore's Phone: 859.559.5781
Office Phone: 859.257.3838
Office Fax: 859.323.4310

Office Address:
 UK Media Relations
 Joe Craft Center, 338 Lexington Ave.
 Lexington, KY 40506-0019

Rupp Arena Press Row Phone:
 859.252.3602

Internet Site: UKathletics.com
Official Social Media Handle:
 @KentuckyMBB

Coach's Site: CoachCal.com
Coach's Twitter: @UKCoachCalipari
Best Time To Contact Coach Calipari:
 Coordinate through SID

BASKETBALL STAFF

Head Coach: John Calipari (Clarion, '82)
Overall College Coaching Record:
 Total: 593-176 (23 years) .771
 On-Court: 635-178 (23 years) .781
 UMass 193-71 (8 years) .731
 Memphis 252-69 (9 years) .785
 Kentucky 190-38 (6 years) .833

NCAA Appearances (Record):
 Total 14 (38-13)
 On-Court Total 16 (47-15)

Coaching Staff:
 Kenny Payne (Louisville, '03)
 Tony Barbee (Massachusetts, '93)
 John Robic (Denison, '86)
Special Assistant to the Head Coach:
 Joel Justus (UNC-Wilmington, '04)
Assoc. AD/Basketball Operations:
 Chris Woolard (UCLA, '97)

Director of Basketball Administration:

Will Barton (Kentucky, '13)
Administrative Assistant to the Head Coach:
 Lunetha Pryor
Administrative Assistants:
 Linda Carmack, Allie Schick
Trainer:
 Chris Simmons (Memphis, '02)
Asst. Strength and Conditioning Coach:
 Robert Harris (Kentucky State, '09)
Equipment Manager:
 Mark Evans (Kentucky, '13)
Team Physician:
 Dr. Scott Mair

RADIO NETWORK

Play-by-play Announcer:
 Tom Leach (859.224.1147)
 228 South Ashland
 Lexington, KY 40502
Analyst:
 Mike Pratt (812.989.2802)
 714 W Main St, Louisville, KY 40202

UK VIDEOTAPE FOOTAGE

UK Athletics Video:
 Tim Asher (859.257.4830)

2014-15 REVIEW

Record: 38-1 (18-0 SEC, Champions)
 Home: 19-0, Away: 10-0, Neutral: 9-1

SEC Postseason Record: 3-0
 Defeated Arkansas, 78-63
 (Championship, Nashville, Tenn.)

NCAA Postseason Record: 4-1
 Lost to Wisconsin, 71-64
 (Final Four, Indianapolis)

Starters Returning/Lost: 1/5[^]
Players Returning/Lost: 6/10
Top Returning Scorer: Tyler Ulis - 5.6 ppg
Top Returning Rebounder:
 Alex Poythress - 3.8 rpg
Top Returning FG% (min. 100 FGA):
 Marcus Lee - 64.4%
Top Returning FT% (min. 25 FTA):
 Alex Poythress - 85.7%
Pct. of Offense Returning: 14.1%
[^]-shared time starting

The 2015-16 Kentucky Basketball Fact Book © 2015
 was published by the University of Kentucky Athletics Department,
 Mitch Barnhart, Athletics Director.

CREDITS

Written, Compiled & Edited by: Eric Lindsey and Deb Moore
Assistant Editors: DeWayne Peevy, Guy Ramsey, Jake Most, Grant Gearhart
Cover Layout: Craig Hornberger and Brandon Kolditz
Inside Design & Layout: Brandon Kolditz
Director of Photography: Chet White
Photography Credits: UK Athletics, Lexington Herald-Leader, NBA Photo, Chet White, Britney Howard, Elliott Hess
With Appreciation To:
 Brooks Downing, Russell Rice, *The Cats' Pause*, Allan Black, Rena Vicini, Kelley Bozeman
Printing: Welch Printing



MEDIA POLICIES



SEC CREDENTIAL POLICY

By accepting or using a media credential ("Credential") for access to any game or athletic contest sponsored or hosted by the Southeastern Conference (the "SEC") or by any one or more of its member institutions (herein an "Event" or the "Events") each person and entity issued such a Credential (herein referred to, along with the employer of each such person, collectively as a "Bearer") agrees to the following terms and conditions:

GENERAL

Each Bearer must be and hereby represents that he or she is acting on a specific assignment for an accredited media agency and has a legitimate working function in connection with the Event attended. The Credential is not transferable and may be revoked at any time.

The rights and privileges granted to Bearer may be terminated if any term or condition for use of the Credential is breached. The unauthorized use of the Credential subjects the Bearer to ejection from the Event.

While within the Event venue, Bearer shall, at all times, adhere to the policies in place for the Event, abide by and respect access limitations, and accept and follow directions provided by the SEC or the SEC member institution(s) hosting the Event.

Bearer assumes all risks incidental to the performance by the Bearer of Bearer's services in connection with the Event and assumes all risks incidental to each Event, whether occurring before, during or after the actual playing of the Event, and agrees that the SEC, its member institutions, and their respective agents, employees, directors, officers, student-athletes, coaches, and contractors shall not be liable for bodily injury, property damage or theft losses suffered or incurred by Bearer at the Event.

Bearer understands that sports contests are physical, and that in the normal course of play it is possible for balls, players, or other objects to leave the court, track, course, or field of play and impact spectators. Bearer hereby waives and releases any and all Claims (as defined below) against the SEC and its member institutions arising directly or indirectly from any such injury, including those attributable to their negligence or that of their agents.

In the event that the name or likeness of Bearer is included in any broadcast, telecast, photograph, film, video or other media taken in connection with any Event, Bearer grants the SEC (or, if the media is controlled by a SEC member, grants such SEC member) the nonexclusive, transferable, perpetual right and license to use (and to sub-license the use of) such name and likeness in any media worldwide whether now known or thereafter devised.

Bearer agrees to indemnify and save harmless the SEC, its member institutions, and their respective agents, employees, directors, officers, student-athletes, coaches, and contractors, of and from any and all claims, liabilities, demands and causes of action asserted by persons and entities other than the SEC

and its member institutions (jointly "Claims") arising out of any act or omission, or anything done or purported to have been done, by Bearer, including but not limited to Claims arising from Bearer's breach of any term or condition hereof. With respect to any Claim that might give rise to liability of the Bearer as an indemnitor, the indemnified party shall: (a) have the right to fully participate in the litigation of such claim with counsel selected by the indemnified party at the sole expense of the Bearer, and (b) not be obligated, without its consent, to participate in any settlement of such Claim.

SEC REAL-TIME INTERNET POLICY

By acceptance and use of an SEC media credential, the holder agrees to the following conditions for any and all athletic events hosted by the SEC and its member institutions:

1. The SEC and its member institutions grant a media organization a limited license to use certain gathered information on the media organization's own Internet or online site beginning at the start of an athletic event and up to the conclusion of such event, all subject to the following limitations and conditions:

- (a) No more than 10 still photographs may be used for news coverage of the game and other editorial purposes during the event.
- (b) Video tape may only be shown as part of a single, non-archived, online "simulcast" of a television station's regularly-scheduled news program.
- (c) While a game is in progress, the use of textual statistical information is time-delayed and limited in amount (e.g., updates pertaining to score, injuries and national, conference or institutional record-breaking performances, a condensed half-time story) so that an organization's Internet or online game coverage does not undercut the authorized and rights-paying fee organization's rights to play-by-play accounts of the game and/or exclusivity as to such rights.

2. Any proposed media use on an Internet or online sight of the game information that is more detailed and/or more than described above will require separate written authorization by the SEC and/or its member institutions. However, such written authorization will not permit the use of game information in entertainment contexts and will not authorize game coverage that, due to immediacy or detail, constitutes or approaches a play-by-play account of a game.

3. Should any of these conditions be breached, the SEC and/or its member institutions will issue a written warning for the first violation. If this violation occurs during the last game of the institutions' regularly-scheduled season, the media organization may not be credentialed for the SEC Tournament. A second violation of this policy will result in revocation of credentials to cover future basketball games hosted by the SEC and/or its member institutions.



CREDENTIAL REQUESTS

Requests for single games credentials should be made as far in advance as possible and no later than five (5) days prior to game day online at www.sportssystem.com/Kentucky.

Stephanie Guy
Office Coordinator
859.257.3838
stephanie.guy@uky.edu

CREDENTIAL CRITERIA

The University of Kentucky's decision to issue credentials to a media outlet for the purposes of covering a UK basketball home or away event is determined by a variety of factors. They include the following:

- Amount of coverage given to Kentucky throughout the season
- Intention/ability to cover all 22 sports at Kentucky
- Distribution/size of publication: free, subscription, sale on newsstands, website traffic, etc.
- Radio or TV station program format and size of audience
- Length of existence of the publication, amount of original copy generated, number of full-time employees of the publication and the journalistic experience of the reporter(s)
- Attendance at Kentucky media sessions, including Olympic sport opportunities
- Space availability
- Professionalism, which includes but is not limited to conduct at games, press conferences, practices, on social media, etc.

The University of Kentucky has the right to revoke credentials under its own discretion.

INTERVIEW POLICIES-GENERAL

All interviews with University of Kentucky basketball players or staff members must be arranged through the Media Relations office. Media should never contact a player or coach directly.

The Wildcat Coal Lodge, dormitories, team locker rooms and other team quarters are private team areas. Media members are not permitted in these areas unless accompanied by appropriate university personnel.

PRACTICE/PRESS CONFERENCES

Other than announced exceptions, UK basketball practices are closed to the media. UK will accept requests to attend practice. All requests must be made by 10 a.m. on the day of the practice. In cases in which practices are open to the media, no cell phones are allowed in the practice facility.

Player interviews are conducted prior to practices the day before a game and will be available to all UK media in the Joe Craft Center lower-level lobby. UK



will accept requests for player interviews, but they must be submitted 24 hours prior to the scheduled availability.

Coach John Calipari or an assistant coach will meet with members of the media immediately following player interviews in the lower level lobby of the Joe Craft Center.

Gameday shoot-arounds are closed to the media.

TELEPHONE PLAYER INTERVIEWS

Telephone interviews are available to the media on a call-back basis. Individual player and coach telephone numbers will not be given to members of the media.

Players are instructed not to conduct interviews when contacted directly by telephone. The UK Media Relations Office will arrange for telephone interviews at a time most convenient for the student-athlete.

Other special requests are handled on a case-by-case basis.

POSTGAME INTERVIEWS

Following each game, there is a 20-minute cooling-off period, during which time the players shower and dress. Approximately 10 minutes after the game ends, Coach Calipari conducts his postgame press conference while a player is taken to the UK Sports Network.

Following Coach Calipari's press conference and the cooling-off period, selected UK players are brought to the media interview room.

UKathletics.com

The official website for University of Kentucky Athletics is updated 24 hours before each game with the latest game notes and quotes from Coach John Calipari and selected players.

Following each game, the site will post a game box score with summary, postgame quotes and notes from all home games and updated season statistics.

CAT SCRATCHES

The official blog of UK Athletics provides Wildcat fans with an all-access view into the world of UK Athletics. For 24 hours a day, seven days a week, the blog provides the latest news surrounding the UK program and offers Wildcat fans the opportunity to take a behind-the-scenes look at what goes on inside the UK Athletics program.

Cat Scratches features breaking news and announcements, in-depth features on players and coaches, live in-game updates of UK sports, e-mail questions from fans, practice reports from all the Wildcat teams, and much, much more.

ACCESSING PUBLICITY PHOTOS/LOGOS

Media members wishing to obtain photos and logos of the University of Kentucky men's basketball team may do so by contacting the UK Media Relations Office.

Photo requests need to be limited to no more than

5-7 pictures. For archive photos, please contact Matt Harris with UK Archives at matt.harris@uky.edu.

SEC SERVICES

John Calipari, along with the other 13 conference coaches, will participate in the Southeastern Conference's teleconference call. The calls are conducted every Monday, beginning Jan. 4 through March 7. For the phone number to participate, contact the SEC Media Relations office at 205.458.3010. Information also can be obtained on the web at www.secsports.com.

TELECONFERENCE SCHEDULE (ET)

11:00 a.m.	Kevin Stallings, Vanderbilt
11:07 a.m.	Mike White, Florida
11:14 a.m.	Frank Martin, South Carolina
11:21 a.m.	Mark Fox, Georgia
11:28 a.m.	Johnny Jones, LSU
11:35 a.m.	John Calipari, Kentucky
11:42 a.m.	Rick Barnes, Tennessee
11:49 a.m.	Mike Anderson, Arkansas
11:56 a.m.	Anthony Grant, Alabama
12:03 p.m.	Bruce Pearl, Auburn
12:10 p.m.	Andy Kennedy, Ole Miss
12:17 p.m.	Ben Howland, Mississippi State
12:24 p.m.	Kim Anderson, Missouri
12:31 p.m.	Billy Kennedy, Texas A&M

RADIO/TV RIGHTS



Broadcasting rights to UK games are assigned exclusively to the UK Sports Network. One reciprocal rights fee waiver is guaranteed opponent schools visiting Lexington. Contact Neil Price, network coordinator, at price@jmisports.com.

Two phone lines and an ISDN line are available for visiting radio.

VIDEO HIGHLIGHTS

UK Sports Video can provide highlight footage of most UK games. Contact Greg Gorham at 859.257.4087 to request assistance.

GAMEDAY MEDIA SERVICES

MEDIA PARKING

A limited number of spots are available at Rupp Arena. The city of Lexington assesses a charge for parking privileges. Requests should be made when submitting press and/or photo credential requests. The media parking area can be accessed from Main Street or Oliver Lewis Way. The lot opens three hours before tipoff.

MEDIA WILL CALL

Media will call is located near the receiving entrance to Rupp Arena and adjacent to media parking. Credentials are not available at the public will call window on the High Street concourse level and will not be mailed.

MEDIA SERVICES

The University of Kentucky uses a computerized statistics system. Working media will receive:

- Game program and notes
- Halftime statistics
- Final statistics
- Complete play-by-play
- Shot charts
- Coach and player quotes

MEDIA ROOM

The media room and photo compound is located beneath section 28 and can be accessed through the floor exit beneath section 26. Working facilities, with electrical outlets and a limited number of telephones, are available.



WIRELESS INTERNET

UK provides media members with complimentary wireless internet access at Rupp Arena. Contact a UK media relations staff member for details.



TELEPHONES

A limited number of telephones are available in the Rupp Arena media room. Newspapers and radio stations desiring their own private lines, to be installed either on press row or in the media room, should contact Windstream at 800.843.9214.

PHOTO COMPOUND

A photo compound is available in the media room for use by photographers only. Courtesy wireless internet and phone lines can be utilized for filing digital photography. If outlets wish to install their own phone lines, they can be ordered from the Windstream phone number listed above.



PHOTOGRAPHERS

The photo zones are appropriately marked on the Rupp Arena floor. Some photo spots are assigned. Because of safety concerns, no shooting is allowed on either sideline. Due to the amount of space, photo credentials will be limited. See Chet White at the site for technical assistance.

Prior to moving or installing any cables around the basketball floor and/or in the seating area, including cable trays or otherwise, please coordinate your efforts with the Lexington Center/Rupp Arena technical staff.

Professional DSLR still cameras and video cameras are required to shoot from the floor. No point and shoot still cameras or flip video cameras will be allowed on the floor. Please have rubber/non-scratch pads under stools to avoid scratching the Rupp Arena floor. Per NCAA regulations, stools shall not exceed nine inches in height.

GAMEDAY LIVE STATS

Live in-game stats will be provided at the web address <http://Kentucky.StatsBroadcast.com>



ATHLETICS DIRECTORY

MAILING ADDRESS

338 Lexington Ave.
Joe Craft Center
Lexington, KY 40506

NUMBERS TO REMEMBER

Rupp Arena Press Row	859.252.3602
Media Relations Office:	859.257.3838
Athletics Director Office:	859.257.8015
Basketball Office:	859.257.1916
Rupp Arena Ticket Office:	859.233.3535
Joe Craft Center Ticket Office:	800.928.CATS
Cathy Derr (Rupp Arena):	859.233.4567
Craig Pinkerton (SEC):	205.458.3000

ADMINISTRATION

Dr. Eli Capilouto

President
859.257.1701

Mitch Barnhart

Director of Athletics
859.257.8015

DeWayne Peevy

Deputy Athletics Director
859.257.8398

Sandy Bell

Executive Associate AD/Student Services/SWA
859.257.8604

Marc Hill

Executive Associate AD/Internal Operations
859.257.2672

Jason Schlafer

Executive Associate AD/External Operations
859.257.1830

Rachel Baker

Senior Associate AD/Compliance
859.257.8604

Candice Chaffin

Senior Associate AD/Development
859.257.1019

Melissa Gleason

Senior Associate AD/Finance
859.257.5327

Russ Pear

Senior Associate AD/Capital Projects
859.257.1243

Kevin Saal

Senior Associate AD/Event Ops/Championships
859.257.2788

Tim Bernal

Associate AD/Sales Management
859.218.2971

Bob Bradley

Associate AD/Student Services
859.257.1897

Katie Eiserman

Associate AD/Development
859.257.3718

Nathan Schwake

Associate AD/Marketing and Promotions
859.257.5526

Joe Sharpe

Associate AD/Ticket Operations
859.257.2287

Stephanie Tracey-Simmons

Associate AD/Administration
859.257.8607

Chris Woolard

Associate AD/Basketball Operations
859.257.1916

Elizabeth Briggs

Assistant AD/Premium Seating/Hospitality/Events
859.257.1757

John Butler

Assistant AD/Compliance
859.257.9784

Stephanie Campbell

Assistant AD/Business Operations
859.257.6473

Heather McAtee

Assistant AD/Eligibility
859.257.5475

Donnie Mefford

Assistant AD/Facilities
859.257.7124

Tony Neely

Assistant AD/Media Relations
859.257.3838

Rodney Stiles

Assistant AD/Event Management and Championships
859.257.4995

Amy Tilley

Assistant AD/Women's Basketball Operations
859.257.885

MEN'S BASKETBALL

John Calipari 859.257.1916

Kenny Payne 859.257.1916

Tony Barbee 859.257.1916

John Robic 859.257.1916

Joel Justus 859.257.1916

Chris Woolard 859.257.1916

Will Barton 859.257.1916

Lunetha Pryor 859.257.1916

Linda Carmack 859.257.1916

MEDIA RELATIONS

Evan Crane
Assistant Director 859.257.8431

Brent Ingram
Assistant Director 859.257.8504

Susan Lax
Associate Director 859.257.8420

Eric Lindsey
Associate Director 859.257.8429

Deb Moore
Assistant Director 859.257.8506

Jake Most

Assistant Director 859.257.3838

Chris Shoals

Assistant Director 859.257.3838

Chloe Smith

Media Relations Assistant 859.257.3838

Steve Sommer

Media Relations Assistant 859.257.3838

Stephanie Guy

Office Coordinator 859.257.8309

PHOTOGRAPHY

Chet White

Director of Photography 502.321.9196

Britney Howard

Athletics Photographer 859.537.6302

MULTIMEDIA

Craig Hornberger

Multimedia Director 859.257.8550

Brandon Kolditz

Creative Director 859.257.8566

STRATEGIC COMMUNICATIONS

Guy Ramsey

Director of Strategic Comm. 859.257.6846

Tim Letcher

Web Development TBA

TICKET OFFICE

Cathy Hurst

Director of Ticket Operations 859.257.8632

VIDEO PRODUCTION

Tim Asher

Video Producer/Dir. (Basketball) 859.257.4830

Shane Fannin

Director of Sports Video 859.257.9863

Greg Gorham

Video Producer/Director 859.257.4087

RUPP ARENA

Bill Owen 859.233.4567

Cathy Derr 859.233.4567

Carl Hall 859.233.4567



WILDCATS ON THE AIR

TOM LEACH

Play-by-Play Broadcaster



Tom Leach is in his 15th season as the "Voice of the Wildcats." Leach was a familiar voice on the UK Radio Network for 12 years before replacing long-time announcer Ralph Hacker at the start of the 2001-02 season.

Leach, who began calling the play-by-play for UK football in


1997, anchored the scoreboard segments during the network's halftime and postgame coverage from 1990-2001. He also filled in for an ailing Hacker on several games during the 2000 season.

Leach operates his own company, whose projects include a daily radio show on UK sports. "The Leach Report" is heard on a network of stations around the state and via his website tomleachky.com. A native of Paris, Ky., he is a five-time winner of the Kentucky Sportscaster of the Year Award and a two-time winner of the Eclipse Award.

Leach and his wife, Robyn Rabbeth Leach, a former local TV anchor, have one son, Connor, and a daughter, Caroline.

MIKE PRATT

Broadcast Analyst



Former two-time All-SEC performer and UK Hall of Famer Mike Pratt is in his 15th year as analyst on the UK Radio Network. The former professional ABA player, college and pro coach replaced Sam Bowie, who retired from broadcasting prior to the start of the 2001-02 season.

Pratt joined the network after compiling extensive experience as a broadcaster. He began calling games in 1985 for Creative Sports in Charlotte, and prior to returning to the Kentucky sidelines, served as an analyst for NCAA Productions, the Charlotte Hornets Television Network, ESPN and Fox Sports Net South.

Pratt lettered for the Wildcats for three years (1968-70) under Coach Adolph Rupp. In addition to his All-SEC honors, he was a second-team Converse All-American in 1970, Kentucky's third Academic All-American and a two-time Academic All-SEC selection. While playing alongside the Cats' all-time leading scorer, Dan Issel, the 6-foot-4 forward averaged 19.3 points per game as UK finished the season as the nation's No. 1 team. Pratt finished with 1,359 career points, which still ranks 26th on UK's all-time list.

After Kentucky, Pratt played two seasons for the ABA's Kentucky Colonels. He spent three years as an assistant at UNC-Charlotte for Coach Lee Rose, helping guide the 49ers to the 1977 Final Four. He was named head coach at UNCC in 1978 and compiled a 56-52 record there in four seasons. He worked as an NBA scout for seven years and in '89, became an

assistant to Hornets' coach Gene Littles.

He is a member of the UK Athletics Hall of Fame (2009), and the Kentucky Athletic Hall of Fame (2010).

Pratt currently works in private business in Louisville. He also is on the K Fund staff, as a major gifts officer.

Tuning into Kentucky basketball games on radio has been a tradition of following the Wildcats since the dawn of the Fabulous Five.

Even today, as Kentucky basketball continues to dominate the state in popularity from Pikeville to Paducah, fans tune into the action all across the United States. Again this year, more than 75 stations will carry each game live. So whether the Big Blue fans are in Orlando, Fla., or Paducah, Ky., they can tune into the largest college basketball radio network in the country. The network reaches its outer limits thanks to such stations as Clear Channel's WHAS in Louisville, 840 on the AM dial, or WCKY-AM in Cincinnati, at frequency 1530. Each broadcast also can be heard around the world on UKathletics.com.

Outstanding broadcasters have called Wildcat games through the years. Claude Sullivan spent 19 years (1948-67) behind the microphone describing UK men's basketball and football games, while the legendary Cawood Ledford called the action for 39 years (1953-92). Ralph Hacker, Ledford's partner beginning in 1973, took over the play-by-play duties in 1993 before retiring following the 2001 season, an impressive 29-year career. Tom Leach took over for Hacker at the start of the 2001-02 season and begins his 15th season this fall.



Tom Leach and Mike Pratt enter their 15th season with the UK Radio Network.



UK NETWORK AFFILIATES

MARKET	FREQUENCY	STATION
Ashland, Ky.	1340	WCMI-AM
Ashland, Ky.	105.7	WLGC-FM
Benton, Ky.	99.1	WCBL-FM
Bowling Green, Ky.	95.1	WGGC-FM
Cadiz, Ky.	106.5	WKDZ-FM
Cadiz, Ky.	1110	WKDZ-AM
Campbellsville, Ky.	104.1	WCKQ-FM
Cincinnati, Ohio	1530	WSAI-AM
Columbia, Ky.	1270	WAIN-AM
Columbia, Ky.	93.5	WAIN-FM
Corbin, Ky.	107.3	WCCT-FM
Corbin, Ky.	680	WCCT-AM
Dry Ridge, Ky.	106.7	WNKR-FM
Elizabethtown, Ky.	103.5	WAKY-FM
Grayson, Ky.	102.3	WUGO-FM
Greenville, Ky.	105.5	WKYA-FM
Hardinsburg, Ky.	104.3	WXBC-FM
Harlan, Ky.	105.1	WTUK-FM
Hazard, Ky.	101.1	WSGS-FM
Henderson, Ky.	860	WSON-AM
Henderson, Ky.	96.5	WSON-FM
Hopkinsville, Ky.	98.7	WHOP-FM
Hopkinsville, Ky.	1230	WHOP-AM
Huntington, W.Va.	92.7	WCMI-FM
Jamestown, Ky.	104.9	WJRS-FM
Jenkins, Ky.	94.3	WIFX-FM
Lancaster, Ky.	105.1	WRNZ-FM
Leitchfield, Ky.	104.9	WKHG-FM
Lexington, Ky.	630	WLAP-AM
Lexington, Ky.	98.1	WBUL-FM
London, Ky.	103.9	WWEL-FM
Louisville, Ky.	840	WHAS-AM
Madisonville, Ky.	93.9	WKTG-FM
Mayfield, Ky.	102.1	WLLE-FM
Maysville, Ky.	1240	WFTM-AM
Maysville, Ky.	95.9	WFTM-FM
Monticello, Ky.	101.7	WKYM-FM
Morehead, Ky.	96.3	WIVY-FM
Morganfield, Ky.	1550	WMSK-AM
Morganfield, Ky.	101.3	WMSK-FM
Owensboro, Ky.	1490	WOMI-AM
Owensboro, Ky.	92.5	WBKR-FM
Paducah, Ky.	1320	WKYX-AM
Paducah, Ky.	94.3	WKYX-FM
Paintsville, Ky.	98.9	WSIP-FM
Pikeville, Ky.	93.1	WDHR-FM
Pikeville, Ky.	103.1	WPKE-FM
Prestonburg, Ky.	1310	WDOC-AM
Prestonburg, Ky.	95.5	WQHY-FM
Princeton, Ky.	104.9	WAVJ-FM
Providence, Ky.	97.7	WWKY-FM
Somerset, Ky.	910	WSFE-AM
Somerset, Ky.	93.9	WSEK-FM
Whitesburg, Ky.	920	WTCW-AM
Whitesburg, Ky.	103.9	WXKQ-FM
Williamsburg, Ky.	104.3	WEZJ-FM
Williamsburg, Ky.	102.7	WEKX-FM

TELEVISION

Bowling Green, Ky.	WBKO - TV
Evansville, Ind.	WTVW - TV
Hazard, Ky.	WYMT-TV
Huntington, W.Va.	WSAZ - TV
Lexington, Ky.	WKYT-TV
Louisville, Ky.	WDRB/WMYO - TV

MEDIA OUTLETS

PRINT

Associated Press

(Gary Graves)
(859) 254-2070
Email: GBGraves@ap.org

Ashland Daily Independent

(Aaron Snyder)
(606) 326-2600
Email:
asnyder@dailyindependent.com

Bowling Green Daily News

(Rob Herbst, Brad Stephens)
(270) 783-3239
Email: rherbst@bgdailynews.com
bstephens@bgdailynews.com

Camden Media

(Ron Hamblin, Rick Blair)
(937) 622-3367
Email: news@eastkymedia.com

Corbin Times-Tribune

(Les Dixon, Chris Parsons)
(606) 528-2464
Email: ldixon@thetimestribune.com

Danville Advocate-Messenger

(Larry Vaught)
(859) 236-2551 ext. 353
Email: larry@amnews.com

Elizabethtown News-Enterprise

(Chuck Jones)
(270) 769-1200
Email:
cjones@thenewsenterprise.com

Evansville Courier & Press

(Randy Beard)
(812) 424-7711
Email: beardr@courierpress.com

The State Journal

(Brian Rickerd)
(502) 227-4556
Email: sports@state-journal.com

Glasgow Daily Times

(Scott Wilson)
(270) 678-5171 ext. 233
Email: swilson@glasgowdailytimes.com

Harlan Daily Enterprise

(John Middleton, John Henson)
(606) 573-4510 ext. 111
Email: jmiddleton@heartlandpublications.com

Henderson Gleaner

(Kevin Patton)
(270) 827-2000
Email: kpatton@thegleaner.com

Kentucky Kernel

(Jordan Ondrof, Josh Ellis)
(859) 257-1915
Email: jordanond@hotmail.com;
joshellis@uky.edu

Kentucky New Era

(Chris Jung)
(270) 886-4444
Email: cjung@kentuckynewera.com

Lexington Herald-Leader

(Mat Graf, John Clay, Mark Story, basketball beat writer Jerry Tipton)
(859) 231-3237
Email: mgraf@herald-leader.com;
jtipton@herald-leader.com

Louisville Courier-Journal

(Kyle Tucker, Tim Sullivan, Jon Hale)
(502) 582-4361
Email: sports@courier-journal.com

Madisonville Messenger

(Evan Dennison, John Millikan)
(270) 824-3300
Email:
edennison@the-messenger.com
jmillikan@the-messenger.com

Mayfield Messenger

(Jon Pittman)
(270) 247-5223
Email: messengersports@newwave-comm.net

Maysville Ledger-Independent

(Tony Bak)
(606) 564-9091 ext. 251
Email: tony.bak@lee.net

Middlesboro Daily News

(Anthony Cloud)
(606) 248-1010 ext. 212
Email: acloud@civitasmedia.com

Murray Ledger & Times

(Edward Marlowe)
(270) 753-1916
Email: sports@murrayledger.com

Owensboro Messenger-Inquirer

(Mark Mathis, Jim Pickens)
(270) 926-0123
Email:
mmathis@messenger-inquirer.com
jpickens@messenger-inquirer.com

Paducah Sun

(Mike Stunson)
(270) 575-8655
Email: sports@paducahsun.com

**Richmond Register**

(Nathan Hutchinson)
(859) 623-1669 ext. 6692
Email: sports@richmondregister.com
nhutchinson@richmondregister.com

Somerset Commonwealth-Journal

(Steve Cornelius)
(606) 678-8191
Email: sports@somerset-kentucky.com

Winchester Sun

(TBA)
(859) 744-3123
Email: tba@winchestersun.com

ONLINE/SPECIALTY**AllWildcats.com**

(Scout.com Affiliate)
(Jeff Drummond)
(859) 629-8158
Email: JDrumUK@gmail.com

Cats Illustrated

(Rivals.com Affiliate)
(Justin Rowland, T.J. Walker)
(859) 523-0706
Email: jbr_09@yahoo.com

The Cats' Pause

(247sports.com Affiliate)
(Darrell Bird, Alex Forkner, Chris Fisher)
(859) 278-3474
Email: dbird@catspause.com;
c.fish00@gmail.com

Kentucky Alumni Communications

(Kelli Elam)
(859) 257-7169
Email: kelli.elam@uky.edu

Kentuckysports.co

(Matt McCarthy)
(502) 889-1587
Email: mattm@kentuckysports.co

KentuckySportsReport.com

(Larry Vaught, Lonny Demaree)
(859) 236-2551 ext. 253
Email: larry@amnews.com
lonny.demaree@insightbb.com

KYForward.com

(Keith Taylor)
(859) 200-9801

KY Newsgroup

(Philip Smith)
(859) 432-5222
Email: philip@kynewsgroup.com

Sports in Kentucky

(Bob Watkins)
(270) 369-6126
Email: sportsinky@aol.com

RADIO**Big Blue Insider**

(Dick Gabriel)
(859) 422-1063
Email: dickgabriel141@gmail.com

Jeff Piccoro

Radio Broadcast Analyst
(859) 341-9711
Email: jeffpiccoro@yahoo.com

Kentucky News Network

(Nathan Butler)
(502) 479-2248
Email: operations@kentuckynewsnet-
work.com

Kentucky Sports Radio

KentuckySportsRadio.com
(Matt Jones, Drew Franklin, Tyler Thompson)
Email:
matt.jones@kentuckysportsradio.com

Larry Glover Live

(Larry Glover)
(859) 338-8863
Email: larrygloverlive@gmail.com

Tom Leach Productions

(Tom Leach)
Radio Play-by-Play
(859) 368-8276
Email: tom@tomleachky.com
leachreport@gmail.com

WHAS, 840 AM

(Will Clark, Kurt Darling)
(502) 479-2060
Email: willclark@whas.com;
kurtdarwin@iheartmedia.com

WHBE, 680 AM

(Jason Anderson)
(502) 396-6608
Email: jason@espnlouisville.com

WLAP, 630 AM

(Tim Ansted)
(859) 422-1000
Email: timansted@clearchannel.com

WLW, 700 AM

(Bill Dennison)
(513) 686-8300
Email: seg@700wlw.com

WLXG, 1300 AM

(Chris Cross, Mike Cameron, Matthew Laurence)
(859) 338-1649
Email: huddle@wlxg.com

WNDA, 1570 AM

(Bob Domine)
(502) 584-2400
Email: bob@newstalk1570.com

WVLK, 590 AM

(Scott Johnson)
(859) 253-5942
Email: news@WVLKam.com
scottjohnson@cumulus.com

TV**CN2-TV**

(T.J. Beisner)
(502) 357-4773
Email: tj.beisner@twcable.com

Red and Blue Review

(Garry Gupton)
(502) 594-1100
Email:
ggupton@redandblureview.net

WAVE-TV (NBC)

(Kent Taylor, Kendrick Haskins, Mike Hartnett, Brian Winner)
(502) 585-2201
(502) 561-4126
(502) 561-4150
Email: sports@wave3.com
ktaylor@wave3.com

WBKO-TV (ABC)

(Andrew Dawson, Brian Chojnacki, Chad Bishop)
(270) 781-1313
Email: sports@wbko.com
andrew.dawson@wbko.com
brian.chojnacki@wbko.com
chad.bishop@wbko.com

WCPO-TV (ABC)

(John Popovich)
(513) 852-4078
Email: jpopovich@wcpo.com

WDRB-TV (Fox)

(Tom Lane, John Lewis, Rick Bozich, Eric Crawford, Mike Lacett)
(502) 561-7704
Email: tlane@wdrb.com; jlewis@
wdrb.com; rbozich@wdrb.com;
ecrawford@wdrb.com;
mlacett@wdrb.com

WHAS-TV (ABC)

(Kent Spencer, Jeff Woods)
(502) 582-7252
Email: kspencer@whas11.com
jwoods@whas11.com

WIMC / WPRG-TV

(Wayne Fugate, Adam Gearheart)
(606) 478-4200
Email: wfugate@gearheart.com
adam@gearheart.com

WKRC-TV (CBS)

(Brad Johansen, Mike Berk, Kevin Barnett, Zach Wells)
(513) 763-5500
Email: bjohansen@local12.com
mberk@local12.com
kbarnett@wkrc.com
zwells@local12.com

WKYT-TV (CBS)

(Rob Bromley, Brian Milam, Dave Baker, Lee K. Howard, Steve Moss)
(859) 299-0411
Email: sportstip@wkyt.com
brian.milam@wkyt.com
rob.bromley@wkyt.com
lkhoward@wkyt.com
steve.moss@wkyt.com
dave.baker@wkyt.com

WLEX-TV (NBC)

(Alan Cutler, Keith Farmer, Kyle Scott)
(859) 381-1801
Email: acutler@lex18.com
kfarmer@lex18.com
kscott@lex18.com

WLKY-TV (CBS)

(Fred Cowgill, Derek Forrest, Natalie Grise)
(502) 891-4920
(502) 891-4917
Email: fcowgill@wlky.com
dforrest@wlky.com;
ngrise@hearst.com

WLWT-TV (NBC)

(George Vogel, Matt Edwards, Elise Jesse)(513) 412-5089
Email: georgevogel@wlwt.com
medwards@hearst.com
ejesse@hearst.com

WOWK-TV (CBS)

(Tom Rader)
(304) 720-6550
Email: trader@wowktv.com

WPSD-TV (NBC)

(Jeff Bidwell, Adam Wells, Justin Beasley)
(270) 415-1993
Email: Jbidwell@wpsdlocal6.com

WSAZ-TV (NBC)

(Keith Morehouse, Brad Myers)
(304) 697-4780
Email: keith.morehouse@wsaz.com
brad.myers@wsaz.com

WTVQ-TV (ABC)

(Alex Risen, Kennedy Hardman)
(859) 299-3636
Email: arisen@wtvq.com
khardman@wtvq.com

WXIX-TV (Fox)

(Joe Dannenan, Jeremy Rauch, Betsy Ross)
(513) 562-3727
Email: 19sports@fox19.com

WYMT-TV (CBS)

(Josh McKinney, Jamie McCracken, Lauren Cash)
(606) 436-5757
Email:
josh.mckinney@wymtnews.com
jamie.mccracken@wymtnews.com
lauren.cash@wymtnews.com



WILDCATS' EXPOSURE

As the nation's most-watched college basketball program, the Kentucky Wildcats are televised from coast-to-coast on a regular basis. Almost every game since 1991 has been televised – nationally, regionally or statewide. During the 2015-16 season, nearly every regular-season UK game will be televised on a national network, giving the Big Blue Nation access to Kentucky basketball game no matter what part of the country fans are located.



From left to right: Shannon Spake, ESPN, with Tyler Ulis; Jim Nantz, CBS, following 2012 national championship; Allie LaForce, CBS, with Aaron Harrison.

SOCIAL MEDIA PRESENCE


From the moment John Calipari stepped on Kentucky's campus and created a Twitter account, the University of Kentucky basketball team has been at the forefront of social media.

Rather than run away from social media, Calipari has encouraged the men's basketball program to embrace it and to use it as a tool. The Wildcats go through an annual class to learn the do's and don'ts of social media, how to use social media to build a brand, how to use it to reach others, and more.

With more than 1.3 million Twitter followers, nearly 550,000 Facebook likes and 175,000 Instagram followers, Coach Calipari is the leader in college athletics social media – and really it's not even close.



We want to cut another net down! #BBN with @devinbook



WILDCATS ON SOCIAL MEDIA

PLAYER	TWITTER	INSTAGRAM
Kentucky Basketball	@KentuckyMBB	@kentuckybbb
John Calipari	@UKCoachCalipari	@ukcoachcalipari
Isaiah Briscoe	@ZayBriscoe	@zaaay_
Jonny David	@jdavid010	@jdavid010
EJ Floreal	@Eddie_Bounce24	@bouncye_24
Dominique Hawkins	@Dhawk_25	@dhawk_25
Isaac Humphries	@IsaacHumphries7	@isaachumphries7
Skal Labissiere	@OneBigHaitian	@skallywally
Marcus Lee	@JustMarcusLee	@justmarcuslee
Charles Matthews	@_JustCharles_	@just.charles
Mychal Mulder	@MychalMulder	@mikemulder11
Jamal Murray	@BeMore27	@jmglihx27
Alex Poythress	@AlexTheGreat22	@alexthegreat22
Dillon Pulliam	@DPull32	@dpull32
Tyler Ulis	@tulis3	@tulis3
Derek Willis	@derek_willis33	@dxw_33

CELEBRATING 19 NBA FIRST-ROUND DRAFT PICKS AND FOUR FINAL FOURS IN THE FIRST SIX SEASONS UNDER HALL OF FAME COACH JOHN CALIPARI

KENTUCKY



THE UK WILDCATS

JOHN WALL DEMARCUS COUSINS PATRICK PATTERSON ERIC BLEDSOE DANIEL ORTON ENES KANTER BRANDON KNIGHT 2011 NCAA FINAL FOUR




TV CHART



00

Marcus Lee


6-9 · 224 · Jr. · F
Antioch, Calif.
(Deer Valley)



1

Skala Labissiere


6-11 · 225 · Fr. · F
Port-au-Prince, Haiti
(Lausanne Collegiate)



3

Tyler Ullis

5-9 · 160 · So. · G
Lima, Ohio
(Marian Catholic)



4

Charles Matthews


6-6 · 189 · Fr. · G
Chicago
(Saint Rita)



10

Jonny David

6-2 · 175 · Fr. · G
Pittsburgh
(Mt. Lebanon)



11

Mychal Mulder

6-4 · 185 · Jr. · G
Windsor, Ontario
(Vincennes University)



13

Isaiah Briscoe


6-3 · 202 · Fr. · G
Union, N.J.
(Roselle Catholic)



15

Isaac Humphries

7-0 · 260 · Fr. · F
Sydney, Australia
(La Lumiere School)



22

Alex Poythress


6-8 · 230 · Sr. · F
Clarksville, Tenn.
(Northeast)



23

Jamal Murray

6-4 · 207 · Fr. · G
Kitchener, Ontario
(Athlete Institute)



24

EJ Floreal

6-4 · 203 · Jr. · G
Palo Alto, Calif.
(Dunbar)



25

Dominique Hawkins

6-0 · 190 · Jr. · G
Richmond, Ky.
(Madison Central)



32

Dillon Pulliam

6-3 · 180 · So. · G
Cynthiana, Ky.
(Transylvania University)



35

Derek Willis

6-9 · 220 · Jr. · F
Mt. Washington, Ky.
(Bullitt East)



John Calipari

Head Coach
Seventh Year
(Clarion, '82)



Kenny Payne

Associate Head Coach
Sixth Year
(Louisville, '03)



Tony Barbee

Assistant Coach
First Year
(UMass, '93)



John Robic

Assistant Coach
Seventh Year
(Denison, '86)



2015-16 ROSTER

NUMERICAL

NO.	NAME	POS.	HT.	WT.	CL.	HOMETOWN (PREVIOUS SCHOOL)
00	Marcus Lee	F	6-9	224	Jr.	Antioch, Calif. (Deer Valley)
1	Skal Labissiere	F	6-11	225	Fr.	Port-au-Prince, Haiti (Lausanne Collegiate)
3	Tyler Ulis	G	5-9	160	So.	Lima, Ohio (Marian Catholic)
4	Charles Matthews	G	6-6	189	Fr.	Chicago (Saint Rita)
10	Jonny David	G	6-2	175	Fr.	Pittsburgh (Mt. Lebanon)
11	Mychal Mulder	G	6-4	185	Jr.	Windsor, Ontario (Vincennes University)
13	Isaiah Briscoe	G	6-3	202	Fr.	Union, N.J. (Roselle Catholic)
15	Isaac Humphries	F	7-0	260	Fr.	Sydney, Australia (La Lumiere School)
22	Alex Poythress	F	6-8	230	Sr.	Clarksville, Tenn. (Northeast)
23	Jamal Murray	G	6-4	207	Fr.	Kitchener, Ontario (Athlete Institute)
24	EJ Floreal	G	6-4	203	Jr.	Palo Alto, Calif. (Dunbar)
25	Dominique Hawkins	G	6-0	190	Jr.	Richmond, Ky. (Madison Central)
32	Dillon Pulliam	G	6-3	180	So.	Cynthiana, Ky. (Transylvania University)
35	Derek Willis	F	6-9	220	Jr.	Mt. Washington, Ky. (Bullitt East)

ALPHABETICAL

NO.	NAME	POS.	HT.	WT.	CL.	HOMETOWN (PREVIOUS SCHOOL)
13	Isaiah Briscoe	G	6-3	202	Fr.	Union, N.J. (Roselle Catholic)
10	Jonny David	G	6-2	175	Fr.	Pittsburgh (Mt. Lebanon)
24	EJ Floreal	G	6-4	203	Jr.	Palo Alto, Calif. (Dunbar)
25	Dominique Hawkins	G	6-0	190	Jr.	Richmond, Ky. (Madison Central)
15	Isaac Humphries	F	7-0	260	Fr.	Sydney, Australia (La Lumiere School)
1	Skal Labissiere	F	6-11	225	Fr.	Port-au-Prince, Haiti (Lausanne Collegiate)
00	Marcus Lee	F	6-9	224	Jr.	Antioch, Calif. (Deer Valley)
4	Charles Matthews	G	6-6	189	Fr.	Chicago (Saint Rita)
11	Mychal Mulder	G	6-4	185	Jr.	Windsor, Ontario (Vincennes University)
23	Jamal Murray	G	6-4	207	Fr.	Kitchener, Ontario (Athlete Institute)
22	Alex Poythress	F	6-8	230	Sr.	Clarksville, Tenn. (Northeast)
32	Dillon Pulliam	G	6-3	180	So.	Cynthiana, Ky. (Transylvania University)
3	Tyler Ulis	G	5-9	160	So.	Lima, Ohio (Marian Catholic)
35	Derek Willis	F	6-9	220	Jr.	Mt. Washington, Ky. (Bullitt East)

Head Coach:	John Calipari (Clarion, 1982)
Associate Head Coach:	Kenny Payne (Louisville, 2003)
Assistant Coaches:	Tony Barbee (UMass, 1993) John Robic (Denison, 1986)
Special Asst. to the Head Coach:	Joel Justus (UNC Wilmington, 2004)
Associate AD/Basketball Operations:	Chris Woolard (UCLA, 1997)
Director of Basketball Admin.:	Will Barton (Kentucky, 2013)
Asst. Strength Coach:	Robert Harris (Kentucky State, 2009)
Athletic Trainer:	Chris Simmons (Memphis, 2002)
Equipment Manager:	Mark Evans (Kentucky, 2013)

PRONUNCIATION GUIDE

EJ FLOREAL	(FLO-RE-AL)
DOMINIQUE Hawkins	(DOM-A-NEEK)
SKAL LABISSIERE	(S-CAL) (LAY-BISS-E-AIR)
MYCHAL Mulder	(like michael)
Alex POYTHRESS	(POY-THRESS)
Tyler ULIS	(YOU-LIS)
John CALIPARI	(CAL-A-PEAR-EE)

WILDCATS BY HEIGHT

Isaac Humphries	7-0
Skal Labissiere	6-11
Marcus Lee	6-9
Derek Willis	6-9
Alex Poythress	6-8
Charles Matthews	6-6
EJ Floreal	6-4
Mychal Mulder	6-4
Jamal Murray	6-4
Isaiah Briscoe	6-3
Dillon Pulliam	6-3
Jonny David	6-2
Dominique Hawkins	6-0
Tyler Ulis	5-9

WILDCATS BY STATE

California (2)

EJ Floreal (Palo Alto)
Marcus Lee (Antioch)

Illinois (1)

Charles Matthews (Chicago)

Kentucky (3)

Dominique Hawkins (Richmond)
Dillon Pulliam (Cynthiana)
Derek Willis (Mt. Washington)

New Jersey (1)

Isaiah Briscoe (Union)

Ohio (1)

Tyler Ulis (Lima)

Pennsylvania (1)

Jonny David (Pittsburgh)

Tennessee (1)

Alex Poythress (Clarksville)

WILDCATS BY COUNTRY

Australia (1)

Isaac Humphries (Sydney)

Canada (2)

Mychal Mulder (Windsor, Ontario)
Jamal Murray (Kitchiner, Ontario)

Haiti (1)

Skal Labissiere (Port-au-Prince)

WILDCATS BY CLASS

Seniors (1)

Alex Poythress

Juniors (5)

EJ Floreal
Dominique Hawkins
Marcus Lee
Mychal Mulder
Derek Willis

Sophomores (2)

Tyler Ulis
Dillon Pulliam

Freshmen (5)

Isaiah Briscoe
Jonny David
Skal Labissiere
Charles Matthews
Jamal Murray



#24 EJ

FLOREAL

6-4 • 203 • GUARD • JUNIOR • PALO ALTO, CALIF. (DUNBAR)



2014-15

Made the SEC Academic Honor Roll for the first time in his career ... Played in a career-high 13 games during his second season with the Wildcats ... Sunk a free throw in the win over No. 5 Kansas ... Picked up a block and a steal in the win over UCLA in Chicago ... Snatched a rebound in a dominating home victory over Auburn ... Saw action in four postseason games including two in the SEC Tournament ... Also earned his first career minutes in the NCAA Tournament in wins over Hampton and West Virginia ... Scored on a pair of dunks while adding an assist in each of UK's exhibition wins to begin the season.

2013-14

Appeared in three games as a walk-on freshman ... Saw his first career conference action with a minute against Mississippi State ... Scored two points on a dunk and added a steal and block in Kentucky's win over Robert Morris ... Logged a bucket and a steal in two minutes of action in UK's exhibition win over Transylvania.

HIGH SCHOOL

Averaged 12.9 points and 10.5 rebounds per game in one season with Paul Dunbar in Lexington ... Was a Second Team All-City selection in his senior season ... Also ran track at Dunbar where he finished fourth in the 100 meters (10.98 seconds) and third in the 200 (21.37) in the Class 3-A state meet ... Previously attended high school in California.

PERSONAL

Son of Edrick Floreal and LaVonna Martin-Floreal ... Both of EJ's parents were Olympic athletes ... His mom was a silver medalist in the 1992 Olympic Games in the 100m hurdles, while his dad competed for Canada in the 1988 and 1992 Olympics ... Father is UK track and field head coach ... Has a sister, Mimi ... Chose Kentucky over Tennessee, Western Kentucky, Cal Poly and Santa Clara ... Born March 23, 1995 in Atlanta ... His most memorable basketball moment is dunking on former UK player Julius Randle during his freshman year's Blue-White Game ... He chose No. 24 because he's always worn that number ... He points to his father as his greatest influence in life ... His Pregame superstitions include always eating the same meal of waffles, potatoes and veggies.

CAT SCRATCHES

FULL NAME: Edrick Floreal, Jr.
TWITTER:.....@Eddie_Bounce24
PARENTS: LaVonna Martin-Floreal
..... and Edrick Floreal
DATE OF BIRTH:..... March 23, 1995
PLACE OF BIRTH:.....Atlanta
HIGH SCHOOL COACH:.....Scott Chalk
HIGH SCHOOL MASCOT:Bulldogs
MAJOR:Communications

FLOREAL'S CAREER HIGHS

	Points	Opponent	Date
Points	2	vs. Robert Morris	11/17/13
FG Made	1	twice	
FG Atts	1	twice	
3FG Made	0		
3FG Atts	0		
FT Made	1	vs. Kansas	11/18/14
FT Atts	2	vs. Kansas	11/18/14
Rebounds	1	twice	
Assists	0		
Steals	1	twice	
Blocks	1	vs. Robert Morris	11/17/13
Minutes	5	vs. Montana State	11/23/14



FLOREAL'S GAME-BY-GAME

2013-14

Date	Opponent	Min	FG-A	3PT-A	FT-A	O-D-T	PF	A	TO	Blk	Stl	Pts
N. 17	ROBERT MORRIS	2	1-1	0-0	0-0	0-1-1	1	0	0	1	1	2
J. 8	MISSISSIPPI STATE	1	0-0	0-0	0-0	0-0-0	0	0	0	0	0	0
M. 15	vs. Georgia [SEC]	1	0-0	0-0	0-0	0-0-0	0	0	0	0	0	0

2014-15

Date	Opponent	Min	FG-A	3PT-A	FT-A	O-D-T	PF	A	TO	Blk	Stl	Pts
N. 18	vs. Kansas [Indianapolis]	1	0-0	0-0	1-2	0-0-0	0	0	0	0	0	1
N. 23	MONTANA STATE	5	0-1	0-0	0-0	0-0-0	0	0	0	0	0	0
N. 25	UT ARLINGTON	2	0-0	0-0	0-0	0-0-0	0	0	0	0	0	0
D. 20	vs. UCLA [Chicago]	1	0-0	0-0	0-0	0-0-0	0	0	1	0	1	0
J. 13	MISSOURI	2	0-0	0-0	0-0	0-0-0	1	0	1	0	0	0
J. 17	at Alabama	1	0-0	0-0	0-0	0-0-0	1	0	0	0	0	0
F. 14	SOUTH CAROLINA	2	0-0	0-0	0-0	0-0-0	0	0	0	0	0	0
F. 21	AUBURN	2	0-0	0-0	0-0	0-1-1	0	0	1	0	0	0
F. 28	ARKANSAS	1	0-0	0-0	0-0	0-0-0	0	0	0	0	0	0
M. 14	vs. Auburn [SEC]	1	0-0	0-0	0-0	0-0-0	0	0	0	0	0	0
M. 15	vs. Arkansas [SEC]	0+	0-0	0-0	0-0	0-0-0	0	0	0	0	0	0
M. 19	vs. Hampton [NCAA]	1	0-0	0-0	0-0	0-0-0	0	0	1	0	0	0
M. 26	vs. West Virginia [NCAA]	1	0-0	0-0	0-0	0-0-0	0	0	0	0	0	0

FLOREAL'S STATS

Year	GP-S	Min.-Avg.	FG-A	Pct.	3FG-A	Pct.	FT-A	Pct.	Reb.-Avg.	PF-D	A	TO	Blk	Stl	Pts.-Avg
2013-14	3-0	4-1.3	1-1	1.000	0-0	.000	0-0	.000	1-0.3	1-0	0	0	1	1	2-0.7
2014-15	13-0	20-1.5	0-1	.000	0-0	.000	1-2	.500	1-0.1	2-0	0	4	0	1	1-0.1
TOTAL	16-0	24-1.5	1-2	.500	0-0	.000	1-2	.500	2-0.1	3-0	0	4	1	2	3-0.2



#25 DOMINIQUE HAWKINS

6-0 • 190 • GUARD • JUNIOR • RICHMOND, KY. (MADISON CENTRAL)



2014-15

Appeared in 23 games while making nine starts in his sophomore season ... Averaged 1.3 points and a 2.8 assist-to-turnover ratio ... Notched career highs in points per game, assists, steals and 3-point field goals ... Had a steal in the NCAA Tournament victory over West Virginia ... Registered a pair of assists and a rebound in the win over Auburn at home ... Drained a 3-pointer at home vs. South Carolina ... Snatched a career-high two steals at Florida ... Scored the first points of the game in a win over Georgia with a 3-pointer from the top of the key ... Logged four points, three rebounds and an assist at Missouri ... Scored six points while adding two steals, a block and three assists in the best game of his career in a career-high 20 minutes at home vs. Missouri ... Dished out a career-high six assists in a win over his hometown team ECU ... Tallied a career-high seven points, including a spectacular alley-oop dunk from Devin Booker in his first career start against Boston.

2013-14

Saw action in 33 games as a freshman as UK's top defensive stalwart ... Scored 25 points, hauled in 23 rebounds and dished out 12 assists on the year ... Scored a bucket in 11 minutes of action in UK's Final Four win over Wisconsin ... Played a key defensive role for Kentucky in 15 minutes of action vs. Louisville and 11 minutes vs. Michigan ... Notched four points, two rebounds and two assists to open SEC play against Mississippi State ... Pulled down four rebounds and dished out three assists in a 93-80 UK win over Belmont ... Tallied five

points in 17 minutes vs. Providence ... Drained a 3 in Kentucky's win over UT Arlington ... Notched four points and handed out three assists in 18 minutes vs. Robert Morris ... Dished out an assist and grabbed a rebound in six minutes of action vs. Northern Kentucky ... Saw four minutes of action and registered a rebound in the win over UNC Asheville ... Had a made free throw, one rebound and one assist in five minutes of action in a win over Montevallo ... Played 12 minutes in UK's win over Transylvania.

HIGH SCHOOL



Averaged 20.4 points and 5.3 rebounds per game as a senior ... Was named the 2013 Kentucky Mr. Basketball and is the 17th player in UK history to claim the honor ... Also hauled in state Gatorade Player of the Year honors ... Directed Madison Central to the state championship and captured most valuable player honors after averaging 20.4 points, 5.6 rebounds, 2.9 assists and 1.8 steals per game throughout the Kentucky Boys' Sweet Sixteen ...

Rated as the No. 44 point guard by 247 Sports ... Rivals and Scout ranked him as a three-star player.

PERSONAL

Son of Denise Hawkins and Doug Farris ... Born June 27, 1994 in Louisville, Ky. ... Has three sisters, Nia Hawkins, Keraura Hawkins and Sarah Anderson, and a brother, Gerius ... Chose No. 25 because that is also the number he wore in high school ... Names his mother as his greatest influence in life ... His most memorable moment as a basketball player was being a part of the 2011 Final Four run when Aaron Harrison hit the late-minute 3-pointers.

CAT SCRATCHES

FULL NAME: Dominique DaShawn Hawkins
 TWITTER:..... @Dhawk_25
 PARENTS: Denise Hawkins and Doug Farris
 DATE OF BIRTH:.....June 27, 1994
 PLACE OF BIRTH:..... Louisville, Ky.
 HIGH SCHOOL COACH:..... Allen Feldhaus
 HIGH SCHOOL MASCOT:Indians
 MAJOR:Communications

HAWKINS' CAREER HIGHS

	Points	Opponent	Date
Points	7	vs. Boston	11/21/14
FG Made	3	vs. Boston	11/21/14
FG Atts	8	vs. Montana State	11/23/14
3FG Made	1	seven times	
3FG Atts	3	vs. Missouri	1/13/15
FT Made	2	two times	
FT Atts	2	eight times	
Rebounds	4	vs. Belmont	12/21/13
Assists	6	vs. ECU	12/7/14
Steals	2	two times	
Blocks	1	two times	
Minutes	23	vs. Mississippi State	1/8/14



HAWKINS' GAME-BY-GAME

2013-14

Date	Opponent	Min	FG-A	3PT-A	FT-A	O-D-T	PF	A	TO	Blk	Stl	Pts
N. 8	UNC ASHEVILLE	4	0-0	0-0	0-0	0-1-1	0	0	0	0	0	0
N. 10	NORTHERN KENTUCKY	6	0-1	0-1	0-0	0-1-1	0	1	0	0	0	0
N. 12	vs. Michigan State [Chicago]	6	0-0	0-0	0-0	0-0-0	1	0	0	0	0	0
N. 17	ROBERT MORRIS	18	2-4	0-1	0-0	1-0-1	1	3	0	1	1	4
N. 19	UT ARLINGTON	13	1-3	1-1	0-1	0-1-1	2	0	0	0	1	3
N. 25	CLEVELAND STATE	14	0-1	0-1	1-2	0-1-1	3	0	1	0	0	1
N. 27	EASTERN MICHIGAN	10	0-1	0-1	1-2	0-1-1	1	0	1	0	0	1
D. 1	vs. Providence [Brooklyn]	17	2-2	1-1	0-0	0-1-1	1	1	0	0	1	5
D. 6	vs. Baylor [Arlington, Texas]	7	1-2	0-1	0-0	0-1-1	0	0	0	0	0	2
D. 10	BOISE STATE	18	0-2	0-1	0-0	0-0-0	3	2	1	0	0	0
D. 14	at North Carolina	18	0-1	0-0	0-2	0-1-1	2	0	1	0	0	0
D. 21	BELMONT	22	1-3	0-2	0-0	2-2-4	1	3	1	0	1	2
D. 28	LOUISVILLE	15	0-1	0-1	1-1	2-1-3	4	0	0	0	0	1
J. 8	MISSISSIPPI STATE	23	1-5	0-2	2-2	0-2-2	3	2	0	0	0	4
J. 11	at Vanderbilt	5	0-1	0-1	0-0	0-1-1	1	0	0	0	0	0
J. 14	at Arkansas	5	0-0	0-0	0-0	0-0-0	2	0	0	0	0	0
J. 18	TENNESSEE	7	0-0	0-0	0-0	0-0-0	2	0	0	0	0	0
J. 21	TEXAS A&M	1	0-1	0-1	0-0	0-0-0	0	0	1	0	0	0
J. 25	GEORGIA	3	0-1	0-0	0-0	0-0-0	1	0	0	0	0	0
J. 28	at LSU	4	0-0	0-0	0-0	0-0-0	1	0	0	0	0	0
F. 1	at Missouri	2	0-0	0-0	0-1	1-1-2	0	0	0	0	0	0
F. 4	OLE MISS	4	0-0	0-0	0-0	0-0-0	0	0	0	0	0	0
F. 15	FLORIDA	1	0-0	0-0	0-0	0-0-0	0	0	0	0	0	0
F. 22	LSU	5	0-1	0-1	0-0	0-1-1	0	0	0	0	0	0
F. 27	ARKANSAS	3	0-0	0-0	0-0	0-0-0	0	0	0	0	0	0
M. 1	at South Carolina	3	0-0	0-0	0-0	0-0-0	0	0	0	0	0	0
M. 14	vs. LSU [SEC]	0+	0-0	0-0	0-0	0-0-0	0	0	0	0	0	0
M. 15	vs. Georgia [SEC]	2	0-0	0-0	0-0	0-0-0	1	0	0	0	0	0
M. 16	vs. Florida [SEC]	3	0-0	0-0	0-0	0-0-0	0	0	0	0	0	0
M. 28	vs. Louisville [NCAA]	15	0-0	0-0	0-0	0-0-0	3	0	0	0	0	0
M. 30	vs. Michigan [NCAA]	11	0-0	0-0	0-0	0-0-0	2	0	0	0	0	0
A. 5	vs. Wisconsin [NCAA]	11	1-1	0-0	0-0	0-0-0	2	0	0	0	0	2
A. 7	vs. Connecticut [NCAA]	7	0-0	0-0	0-2	1-0-1	0	0	0	0	0	0

2014-15

Date	Opponent	Min	FG-A	3PT-A	FT-A	O-D-T	PF	A	TO	Blk	Stl	Pts
N. 14	GRAND CANYON	3	0-1	0-0	0-0	0-1-1	0	0	0	0	0	0
N. 18	vs. Kansas [Indianapolis]	4	0-0	0-0	0-0	0-1-1	0	0	0	0	0	0
N. 21	BOSTON	16	3-4	1-2	0-0	0-1-1	2	1	0	0	1	7
N. 23	MONTANA STATE	15	1-8	0-2	1-2	1-1-2	3	0	0	0	0	3
N. 25	UT ARLINGTON	5	0-0	0-0	0-0	0-0-0	0	0	0	0	0	0
D. 7	EASTERN KENTUCKY	16	0-0	0-0	0-1	0-2-2	2	6	0	0	0	0
D. 10	COLUMBIA	7	0-1	0-1	0-0	0-0-0	1	1	1	0	0	0
D. 20	vs. UCLA [Chicago]	9	0-2	0-2	0-0	0-0-0	0	0	0	0	0	0
J. 13	MISSOURI	20	2-5	0-3	2-2	1-0-1	1	3	1	1	2	6
J. 20	VANDERBILT	7	1-1	1-1	0-0	0-0-0	0	0	1	0	0	3
J. 29	at Missouri	10	1-1	1-1	1-2	0-3-3	2	0	1	0	0	4
J. 31	ALABAMA	9	0-1	0-1	0-0	0-1-1	1	1	0	0	0	0
F. 3	GEORGIA	9	1-3	1-2	0-1	0-0-0	0	0	1	0	1	3
F. 7	at Florida	12	0-2	0-2	0-0	0-2-2	1	0	0	0	2	0
F. 10	at LSU	3	0-1	0-0	0-0	1-0-1	0	0	0	0	0	0
F. 14	SOUTH CAROLINA	4	1-1	1-1	0-2	0-0-0	1	0	0	0	0	3
F. 21	AUBURN	2	0-1	0-1	0-0	0-1-1	0	2	0	0	0	0
F. 25	at Mississippi State	2	0-1	0-1	0-0	0-0-0	0	0	0	0	0	0
F. 28	ARKANSAS	1	0-0	0-0	0-0	0-0-0	0	0	0	0	0	0
M. 14	vs. Auburn [SEC]	4	0-0	0-0	0-0	0-0-0	0	0	0	0	0	0
M. 15	vs. Arkansas [SEC]	0+	0-0	0-0	0-0	0-0-0	0	0	0	0	0	0
M. 19	vs. Hampton [NCAA]	2	0-0	0-0	0-0	0-0-0	0	0	0	0	0	0
M. 26	vs. West Virginia [NCAA]	3	0-2	0-1	0-0	0-0-0	0	0	0	0	1	0

HAWKINS' STATS

Year	GP-S	Min.-Avg.	FG-A	Pct.	3FG-A	Pct.	FT-A	Pct.	Reb.-Avg.	PF-D	A	TO	Blk	Stl	Pts.-Avg
2013-14	33-0	283-8.6	9-31	.290	2-16	.125	5-13	.385	23-0.7	37-0	12	6	1	4	25-0.8
2014-15	23-9	163-7.1	10-35	.286	5-21	.238	4-10	.400	16-0.7	14-0	14	5	1	7	29-1.3
TOTAL	56-9	446-8.0	19-66	.288	7-37	.189	9-23	.391	39-0.7	51-0	26	11	2	11	54-1.0



#00 MARCUS LEE

6-9 • 224 • FORWARD • JUNIOR • ANTIOCH, CALIF. (DEER VALLEY)



2014-15

Named to the SEC Community Service Team for his accomplishments away from the basketball court ... Second-time member of the SEC Academic Honor Roll ... Saw action in all 39 games for the Wildcats ... Posted career highs in points per game, rebounds per game, minutes per game and field-goal percentage ... Averaged 2.6 points, 2.7 rebounds and blocked 27 shots ... Shot a team-best 64.4 percent from the field ... Made at least half his shots in 20 of the 26 games he attempted a shot in ... Posted four points and five rebounds, including a jaw-dropping alley-oop dunk over teammate Devin Booker, in the win over No. 20 West Virginia ... Had a career-high-tying eight rebounds in addition to six points vs. Auburn at Rupp Arena ... Scored eight points and grabbed a team-high five boards in a win over Alabama at home ... Blocked a career-high-tying four shots at South Carolina ... Produced a balanced seven-point, six-rebound game in just 12 minutes in the home victory over Vanderbilt ... Notched eight points on a perfect 4-for-4 day against No. 21 North Carolina ... Scored a season-high 10 points on 5-of-6 shooting in just 13 minutes of play against Eastern Kentucky ... Opened the season with three straight performances of five rebounds or more.

2013-14

Midwest Region NCAA All-Tournament Team ... Saw action in 25 games and made four starts in his freshman season ... Averaged 2.4 points and 1.4 rebounds per game ... Earned Midwest Region NCAA All-Tournament team accolades after pouring in 10 points and hauling in eight rebounds in a Sweet 16 win over Michigan ... Tallied four points on two dunks in UK's 74-73 win over Wisconsin in the Final Four ... Delivered his best performance of the season to help UK advance past Michigan in the Elite Eight, scoring 10 points, grabbing eight boards, including seven offensive, and swatting two shots in 15 minutes of action ... Had a put-back dunk in two minutes of a win over LSU ... Scored on a dunk in nine minutes of action

vs. Missouri ... Scored on a put-back and added a rebound in a win over Georgia ... Had an assist in the win over Mississippi State ... Tallied 10 points and three blocks in UK's win over UT Arlington ... Made his first career start against Robert Morris ... Pulled down six rebounds in UK's win over Northern Kentucky ... Ranked second on the team with 17 points in collegiate debut vs. UNC Asheville ... Scored three points and added a pair of rebounds in a win over Transylvania ... Sunk a pair of free throws and added two rebounds in three minutes of action in a win over Montevallo.

HIGH SCHOOL

Notched 17.7 points, 19.5 rebounds and 6.7 blocks per game in his senior season at Deer Valley ... Also an exceptional volleyball player who helped lead his team to a sectional title as a senior ... Averaged 13.9 points, 13.1 rebounds, 9.1 blocks and 1.3 steals as a junior ... In his first AAU competition he registered a triple-double that was highlighted by 11 blocked shots ... Ranked as the No. 17 overall player and the No. 5 power forward in his class by Rivals ... ESPN Recruiting had him rated as the No. 30 overall prospect and the ninth-best power forward ... Scout had him tabbed as the No. 40 overall player and the No. 3 center ... Joined teammates Aaron and Andrew Harrison, Dakari Johnson, Julius Randle and James Young at the Jordan Brand and McDonald's High School All-America games.

PERSONAL

Son of Sherri and Ronnie Lee ... Born Sept. 14, 1994 in San Francisco ... Has three brothers, Bryan, Robert and Chris ... Chose Kentucky over Cal, Louisville and Duke ... Selected No. 00 because he loves double numbers and because teammate Alex Poythress already had his favorite number of 22 ... He has Pregame superstitions, but says one of his superstitions is that he can't tell anyone what his superstitions are ... If he wasn't a basketball player, he would be a volleyball player or an advertiser for a tech company ... He lists his mom and his brother Brian as his life's greatest influences.



CAT SCRATCHES

FULL NAME: Marcus Andrew Lee
TWITTER:.....@JustMarcusLee
PARENTS: Sheri and Ronnie Lee
DATE OF BIRTH:.....Sept. 14, 1994
PLACE OF BIRTH:..... San Francisco
HIGH SCHOOL COACH:..... LeChet Phillips
HIGH SCHOOL MASCOT:Wolverines
MAJOR: Integrated Strategic Communication

LEE'S CAREER HIGHS

	Points	Opponent	Date
Points	17	vs. UNC Asheville	11/18/13
FG Made	7	vs. UNC Asheville	11/18/13
FG Atts	8	vs. UNC Asheville	11/18/13
3FG Made	0		
3FG Atts	0		
FT Made	3	two times	
FT Atts	7	vs. UNC Asheville	11/18/13
Rebounds	8	two times	
Assists	3	vs. South Carolina	2/14/15
Steals	1	three times	
Blocks	4	two times	
Minutes	19	vs. South Carolina	2/14/15



#22 ALEX

POYTHRESS

6-8 • 230 • FORWARD • SENIOR • CLARKSVILLE, TENN. (NORTHEAST)



2014-15

An SEC Academic Honor Roll member for the third time in his career ... Earned his undergraduate degree in business marketing from UK in just three years ... Missed the final 29 games of his junior season after suffering a torn anterior cruciate ligament in his left knee during a practice in early December ... Started the eight games in which he appeared ... Averaged 5.5 points, 3.8 rebounds and 1.5 blocks per game ... Had eight points in the win over No. 6 Texas ... Posted six points and a career-high two steals in the win over Providence ... Logged four points and a career-high four blocks with nine rebounds in the win over UT Arlington ... Registered nine points and six rebounds with a pair of blocks in the season-opening win over Grand Canyon.

2013-14

Academic All-SEC ... Appeared in all 40 contests for UK and served as the team's sixth man ... Averaged 5.9 points and 4.5 rebounds per game ... Scored eight points and pulled down seven rebounds in 29 minutes of action to push UK past Wisconsin in the Final Four ... Delivered eight points to help UK move past Michigan in the Elite Eight ... Scored six points in the final five minutes of the game to help UK secure a comeback win over Louisville in the Sweet 16 ... Tallied six points as UK knocked off Wichita State ... Notched 10 points and seven rebounds in UK's win over Ole Miss ... Scored 10 points and pulled down seven rebounds at LSU ... Tallied 11 points and five rebounds in UK's win over Georgia ... Recorded a season-high 16 points, including shooting 8 of 9 from the charity stripe, and pulled down five boards in UK's win over Texas A&M ... Scored 12 points and grabbed six rebounds in 32 minutes of action at Arkansas ... Tallied nine points and four boards in UK's win at Vanderbilt ... Notched 12 points, which included five dunks, in UK's win over Mississippi State ... Scored seven points and hauled in five boards in a win vs. Louisville ... Pulled down eight rebounds on the road at North Carolina ... Grabbed six rebounds in UK's win over Eastern Michigan ... Tallied seven points and seven rebounds to help UK overcome Cleveland State ... Passed out a career-high three assists in a win over Robert Morris ... In 27 minutes of action vs. Michigan State, scored seven points and pulled down 12 rebounds ... Recorded nine points and seven rebounds in a win over Northern Kentucky ... Registered a double-double effort with 10 points and a career-high 13 rebounds in season-opening victory over UNC Asheville ... Notched a pair of rebounds in a minute of a win over Transylvania.

2012-13

Academic All-SEC ... SEC Freshman of the Week (11/19) ... Freshman All-SEC ... Appeared in all 33 games, making 31 starts ... Ranked second on the

team with 11.2 points, while also hauling in an average of 6.0 rebounds per outing ... Tallied nine points and career-high 12 rebounds in win over Florida ... Recorded 16 points and eight rebounds in win over Mississippi State ... Posted 21 points and seven rebounds in career-high 40 minutes against Missouri ... Grabbed nine rebounds in win over South Carolina ... Was 5 of 6 from the free throw line in win at Texas A&M ... Scored 15 points, while grabbing seven rebounds in win at Ole Miss ... Tallied first career 20-10 game against LSU with 20 points and a career-high 12 rebounds ... Posted 12 points and seven rebounds in win at Auburn ... Scored 10 points while grabbing eight rebounds in 24 minutes against Tennessee ... Totaled 12 points and six rebounds in 21 minutes against Texas A&M ... Posted seven points, six rebounds in SEC debut at Vanderbilt ... Tallied 16 points and five boards against Eastern Michigan ... Logged nine points and nine rebounds in win over Marshall ... Recorded game-high 15 points to go with six rebounds and two blocks against Portland ... Totaled 16 points and eight rebounds in win over Samford ... Had 13 points and a career-high two blocks vs. Baylor ... Became first Wildcat to have four-straight 20-point games since Jodie Meeks in the 2008-09 season ... First UK freshman to record four straight 20-point games since Dwight Anderson in 1978-79 season ... Tied career-high 22 points against LIU Brooklyn while grabbing a career-high nine rebounds ... Tallied 20 points, including 8 of 8 from the free throw line, and eight rebounds against Morehead State ... Scored a career-high 22 points against Lafayette ... Posted then career-highs in points (20), rebounds (seven) and minutes played (37) against Duke ... In collegiate debut against Maryland, tallied eight points and seven rebounds.

HIGH SCHOOL

Named Tennessee's Mr. Basketball and was also named Gatorade State Player of the Year ... Earned Parade and McDonalds All-America honors ... Seventh overall player and the No. 3 small forward by Scout.com ... Rated eighth overall and No. 2 at his position by Rivals.com ... ESPN recruiting ranked him 13th overall and No. 3 at his position.

PERSONAL

Son of Regina and Antoine Poythress ... Chose Kentucky over Florida, Memphis, Vanderbilt and Western Kentucky ... Has two sisters, Alexis and Lisa ... Twin sister, Alexis, also attends UK ... Born Sept. 6, 1993 in Savannah, Ga. ... Chose No. 22 because it has been his jersey number for years and his siblings wear it too ... His biggest influence in his life is his mother ... His most memorable moment as a basketball player was the 2011 Final Four run with Aaron Harrison hitting the late 3-pointers ... When he was younger he wanted to be a firefighter.

CAT SCRATCHES

FULL NAME: Alexander Antoine Poythress
TWITTER:..... @AlextheGreat22
PARENTS: Regina and Antoine Poythress
DATE OF BIRTH:..... Sept. 6, 1993
PLACE OF BIRTH:..... Savannah, Ga.
HIGH SCHOOL COACH:..... Al Cooper
HIGH SCHOOL MASCOT: Eagles
DEGREE: Business - Marketing (May, 2015)
MASTER'S:..... MS: Sport Leadership

POYTHRESS' CAREER HIGHS

	Opponent	Date
Points	22 two times	
FG Made	9 three times	
FG Atts	12 two times	
3FG Made	2 two times	
3FG Atts	3 two times	
FT Made	8 three times	
FT Atts	8 three times	
Rebounds	13 vs. UNC Asheville	11/18/13
Assists	3 two times	
Steals	2 two times	
Blocks	4 vs. UT Arlington	11/25/14
Minutes	40 vs. Missouri	2/23/13



#3 TYLER ULIS

5-9 • 160 • SOPHOMORE • GUARD • LIMA, OHIO (MARIAN CATHOLIC)



2014-15

Named to the All-SEC Freshman Team by the league's coaches ... Won USBWA Wayman Tisdale Freshman of the Week on Dec. 30 ... Earned SEC Freshman of the Week honors on Dec. 29 ... Was named the Bluegrass Sport Commission MVP of the annual Kentucky-Louisville game ... Appeared in 37 games in his first season ... Finished second on the team in total assists with 135 dimes and first in assists per game with a 3.6 average ... His 3.6 assist-to-turnover ratio per game finished the season ranked third in the country and first in the SEC ... Led UK in assists in 20 games, tied for the most on the team ... Dished out five or more assists in 12 games ... Did not commit a turnover in any of the last four games ... Led UK in 3-point percentage at .429 ... Posted a 17-to-4 assist-to-turnover clip in the NCAA Tournament ... Scored six points and recorded two steals in the Final Four game vs. Wisconsin ... Hit a critical 3-pointer late in the game vs. No. 8 Notre Dame to help the Cats win the Midwest Regional ... Posted nine points, five assists and three steals in the NCAA Tournament victory over Cincinnati ... Opened his NCAA Tournament career with 11 points, three assists and three steals vs. Hampton ... Averaged 7.0 points, 5.3 assists and 2.0 steals in three SEC Tournament games ... Recorded four or more assists in all three SEC Tournament games ... Scored a career-high-tying 14 points with two 3-pointers in just 22 minutes in a home win over No. 18 Arkansas ... Notched 10 points in 16 minutes in a dominating home victory vs. Auburn ... Tallied eight points and six assists on the road at Tennessee ... Poured in eight points thanks to two 3-pointers at home vs. Georgia ... Notched six points and six assists at South Carolina ... Netted 11 points and three treys at Alabama ... Dished out seven

assists in the SEC opener vs. Ole Miss ... Scored a career-high 14 points in his first true road game of his career at No. 4 Louisville ... Posted seven points, a career-high seven rebounds and six assists in just 18 minutes in the rout of UCLA ... Averaged a team-best 5.8 assists during a four-game stretch from Dec. 13 to Jan. 6 ... Missed two games in early December with a leg injury ... Made both of his 3-point attempts vs. UT Arlington en route to an eight-point, five-assist game ... Recorded 12 points and six assists in just his second career game vs. Buffalo.

HIGH SCHOOL

Two-time Illinois All-State selection and Southtown Star Player of the Year ... He capped his career at Marian Catholic as the all-time leading scorer (2,335), leader in assists (578) and steals leader (283) ... Averaged 23 points, 6.8 assists and 3.7 rebounds as a senior while leading Marian to 28 victories and its second straight appearance in superregionals ...

Was selected to both the McDonald's All-America and Jordan Brand Classic games ... Scored five points and added a trio of assists and rebounds in the McDonald's game ... Posted nine points and a team-high nine assists in the Jordan contest ... Ranked No. 20 overall in the class of 2014 by Scout and third at his position ... Rivals lists him at No. 21 overall and seventh at point guard, while ESPN ranks him at No. 25 overall and fourth at his position.

PERSONAL

Son of James Ulis and Kelly Reed ... Born on Jan. 5, 1996 ... Has four brothers, Ahron, Jaden Reed, Anton Porter and James ... Chose Kentucky over Michigan State, Iowa and Southern Cal ... Two cousins, Travis Walton and Jamar Butler, played college basketball at Michigan State and Ohio State, respectively ... Chose No. 3 because he idolized Allen Iverson when he was younger ... His biggest influence in life is his parents ... His most memorable moment as a basketball player was hitting a game-winning half-court shot in the seventh grade championship game ... When he was young he wanted to be an NBA player when he grew up.

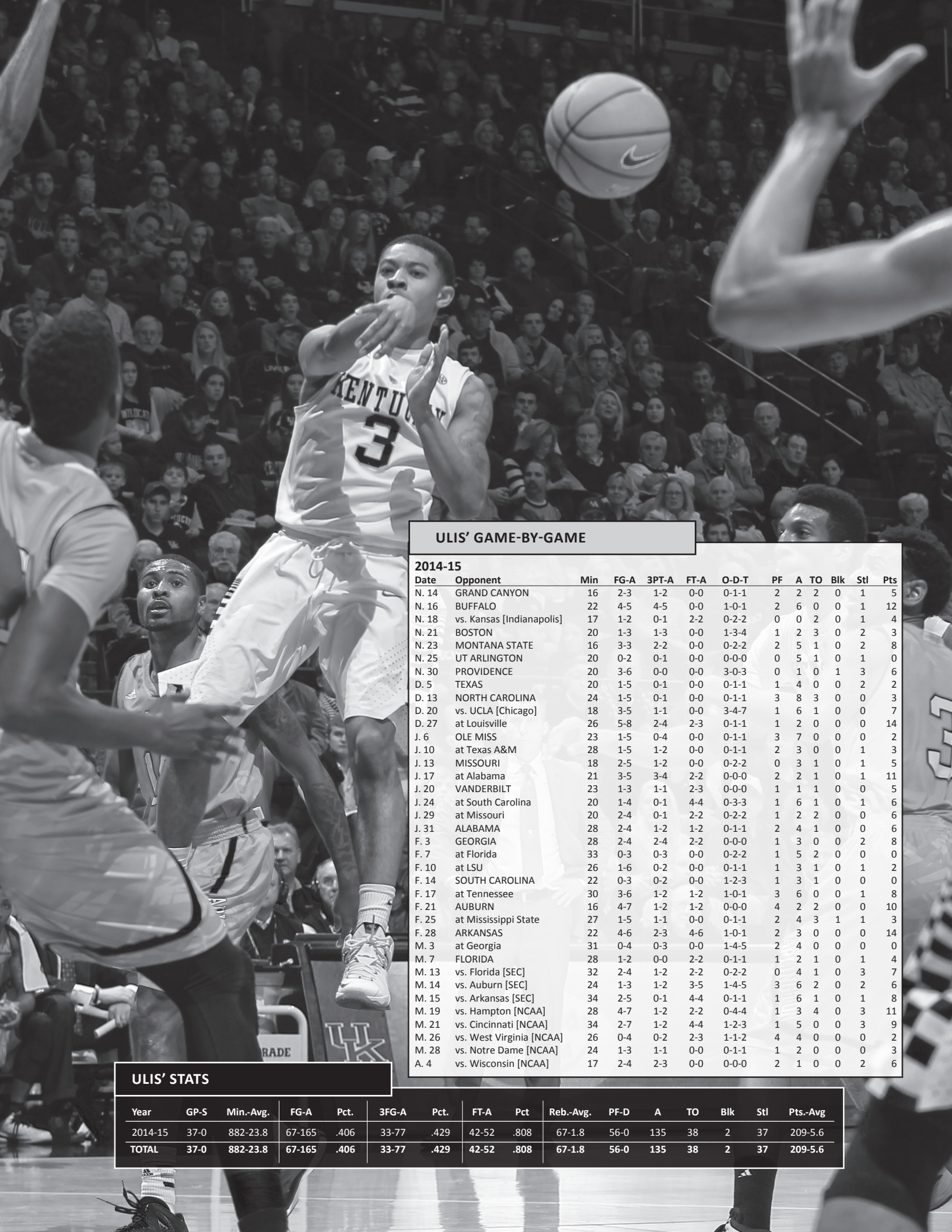


CAT SCRATCHES

FULL NAME: Tyler Ulis
 TWITTER:..... @tulis3
 PARENTS: James Ulis and Kelly Reed
 DATE OF BIRTH:..... Jan. 5, 1996
 PLACE OF BIRTH:..... Detroit
 HIGH SCHOOL COACH:..... Mike Taylor
 HIGH SCHOOL MASCOT: Spartans
 MAJOR: Communications

ULIS' CAREER HIGHS

	Points	Opponent	Date
Points	14	two times	
FG Made	5	at Louisville	12/27/14
FG Atts	8	at Louisville	12/27/14
3FG Made	4	vs. Buffalo	11/16/14
3FG Atts	5	vs. Buffalo	11/16/14
FT Made	4	four times	
FT Atts	6	two times	
Rebounds	7	vs. UCLA	12/20/14
Assists	8	vs. North Carolina	12/13/14
Steals	3	four times	
Blocks	1	two times	
Minutes	34	two times	



ULIS' GAME-BY-GAME

2014-15

Date	Opponent	Min	FG-A	3PT-A	FT-A	O-D-T	PF	A	TO	Blk	Stl	Pts
N. 14	GRAND CANYON	16	2-3	1-2	0-0	0-1-1	2	2	2	0	1	5
N. 16	BUFFALO	22	4-5	4-5	0-0	1-0-1	2	6	0	0	1	12
N. 18	vs. Kansas [Indianapolis]	17	1-2	0-1	2-2	0-2-2	0	0	2	0	1	4
N. 21	BOSTON	20	1-3	1-3	0-0	1-3-4	1	2	3	0	2	3
N. 23	MONTANA STATE	16	3-3	2-2	0-0	0-2-2	2	5	1	0	2	8
N. 25	UT ARLINGTON	20	0-2	0-1	0-0	0-0-0	0	5	1	0	1	0
N. 30	PROVIDENCE	20	3-6	0-0	0-0	3-0-3	0	1	0	1	3	6
D. 5	TEXAS	20	1-5	0-1	0-0	0-1-1	1	4	0	0	2	2
D. 13	NORTH CAROLINA	24	1-5	0-1	0-0	0-1-1	3	8	3	0	0	3
D. 20	vs. UCLA [Chicago]	18	3-5	1-1	0-0	3-4-7	1	6	1	0	0	7
D. 27	at Louisville	26	5-8	2-4	2-3	0-1-1	1	2	0	0	0	14
J. 6	OLE MISS	23	1-5	0-4	0-0	0-1-1	3	7	0	0	0	2
J. 10	at Texas A&M	28	1-5	1-2	0-0	0-1-1	2	3	0	0	1	3
J. 13	MISSOURI	18	2-5	1-2	0-0	0-2-2	0	3	1	0	1	5
J. 17	at Alabama	21	3-5	3-4	2-2	0-0-0	2	2	1	0	1	11
J. 20	VANDERBILT	23	1-3	1-1	2-3	0-0-0	1	1	1	0	0	5
J. 24	at South Carolina	20	1-4	0-1	4-4	0-3-3	1	6	1	0	1	6
J. 29	at Missouri	20	2-4	0-1	2-2	0-2-2	1	2	2	0	0	6
J. 31	ALABAMA	28	2-4	1-2	1-2	0-1-1	2	4	1	0	0	6
F. 3	GEORGIA	28	2-4	2-4	2-2	0-0-0	1	3	0	0	2	8
F. 7	at Florida	33	0-3	0-3	0-0	0-2-2	1	5	2	0	0	0
F. 10	at LSU	26	1-6	0-2	0-0	0-1-1	1	3	1	0	1	2
F. 14	SOUTH CAROLINA	22	0-3	0-2	0-0	1-2-3	1	3	1	0	0	0
F. 17	at Tennessee	30	3-6	1-2	1-2	1-0-1	3	6	0	0	1	8
F. 21	AUBURN	16	4-7	1-2	1-2	0-0-0	4	2	2	0	0	10
F. 25	at Mississippi State	27	1-5	1-1	0-0	0-1-1	2	4	3	1	1	3
F. 28	ARKANSAS	22	4-6	2-3	4-6	1-0-1	2	3	0	0	0	14
M. 3	at Georgia	31	0-4	0-3	0-0	1-4-5	2	4	0	0	0	0
M. 7	FLORIDA	28	1-2	0-0	2-2	0-1-1	1	2	1	0	1	4
M. 13	vs. Florida [SEC]	32	2-4	1-2	2-2	0-2-2	0	4	1	0	3	7
M. 14	vs. Auburn [SEC]	24	1-3	1-2	3-5	1-4-5	3	6	2	0	2	6
M. 15	vs. Arkansas [SEC]	34	2-5	0-1	4-4	0-1-1	1	6	1	0	1	8
M. 19	vs. Hampton [NCAA]	28	4-7	1-2	2-2	0-4-4	1	3	4	0	3	11
M. 21	vs. Cincinnati [NCAA]	34	2-7	1-2	4-4	1-2-3	1	5	0	0	3	9
M. 26	vs. West Virginia [NCAA]	26	0-4	0-2	2-3	1-1-2	4	4	0	0	0	2
M. 28	vs. Notre Dame [NCAA]	24	1-3	1-1	0-0	0-1-1	1	2	0	0	0	3
A. 4	vs. Wisconsin [NCAA]	17	2-4	2-3	0-0	0-0-0	2	1	0	0	2	6

ULIS' STATS

Year	GP-S	Min.-Avg.	FG-A	Pct.	3FG-A	Pct.	FT-A	Pct.	Reb.-Avg.	PF-D	A	TO	Blk	Stl	Pts.-Avg
2014-15	37-0	882-23.8	67-165	.406	33-77	.429	42-52	.808	67-1.8	56-0	135	38	2	37	209-5.6
TOTAL	37-0	882-23.8	67-165	.406	33-77	.429	42-52	.808	67-1.8	56-0	135	38	2	37	209-5.6



#35 DEREK WILLIS

6-9 • 220 • JUNIOR • FORWARD • MT. WASHINGTON, KY. (BULLITT EAST)



2014-15

Made the SEC Academic Honor Roll for a second straight season ... Averaged career highs in minutes per game (3.9), points per game (1.3) and rebounds (0.7) ... Appeared in 19 games, recording four minutes or more in eight of them ... Posted 25 points and grabbed 14 rebounds, both career highs ... Scored in seven of his first eight appearances ... Logged time in three of UK's five NCAA Tournament games ... Dished out two assists vs. Auburn in the SEC Tournament ... Knocked down his only 3-point attempt of the day at home vs. Missouri ... Scored three points, grabbed two rebounds and blocked a career-high three shots in 11 minutes vs. UCLA ... Recorded five points and a rebound against Columbia, including the go-ahead free throw with 13:18 left in the game ... Scored four points, dished out an assist and grabbed a rebound in the rout of UT Arlington ... Grabbed a career-high five rebounds in a career-high 12 minutes in the win over Montana State ... Scored five points, including a 3-point field goal on his only attempt, in the dominating victory of No. 5 Kansas.

PERSONAL

Son of Trudy and Del Willis ... Born June 21, 1995 in Louisville, Ky. ... Has two sisters, Ashley and Kylee and one brother Taylor ... Chose Kentucky over Indiana, Louisville and Purdue ... Lists his parents as the most influential in his life ... Wanted to be a police officer growing up ... Chose No. 35 because Kevin Durant is his favorite player ... Pregame superstition is making sure to listen to music.



CAT SCRATCHES

FULL NAME:Derek Xavier Willis
TWITTER:.....@derek_willis33
PARENTS: Del and Trudy Willis
DATE OF BIRTH:.....June 21, 1995
PLACE OF BIRTH:..... Louisville, Ky.
HIGH SCHOOL COACH:..... Troy Barr
HIGH SCHOOL MASCOT: Chargers
MAJOR: Communications

WILLIS' CAREER HIGHS


	Points	Opponent	Date
Points	6	two times	
FG Made	1	10 times	
FG Atts	4	two times	
3FG Made	1	six times	
3FG Atts	4	two times	
FT Made	4	vs. Robert Morris	11/17/13
FT Atts	6	vs. UNC Asheville	11/18/13
Rebounds	7	vs. UCLA	12/20/14
Assists	1	three times	
Steals	1	two times	
Blocks	3	vs. UCLA	12/20/14
Minutes	12	vs. Montana State	11/23/14

2013-14

An All-SEC Academic Team selection ... Appeared in 14 games as a freshman ... Poured in 16 points and added eight rebounds ... Scored a bucket and pulled down two rebounds in Kentucky's win over Georgia ... Hauled in a rebound in the win over Mississippi State ... Tallied six points, draining four free throws, in Kentucky's win over Robert Morris ... Knocked down a 3-pointer and three free throws in UK's win over Northern Kentucky ... Scored two points off free throws in collegiate debut vs. UNC Asheville ... Averaged 4.0 points and 2.0 rebounds in two UK exhibition victories ... Totaled six points in 10 minutes of a win over Transylvania ... Scored two points and added four rebounds in the win over Montevallo.

HIGH SCHOOL

Scored 17.4 points and hauled in 9.4 rebounds per game as a senior ... Averaged 18.0 points and 9.3 rebounds while leading his team to the Sweet 16 in Rupp Arena as a junior ... Won two 6th Regional titles ... The first player to commit to the 2013-14 class ... Rivals tabbed Willis as the No. 25 power forward, while Scout ranked him at No. 27 ... ESPN Recruiting rated him at No. 37 at his position ... Appeared in the Derby Classic and the Kentucky-Indiana All-Stars games along with teammate Dominique Hawkins.



WILLIS' GAME-BY-GAME

2013-14

Date	Opponent	Min	FG-A	3PT-A	FT-A	O-D-T	PF	A	TO	Blk	Stl	Pts
N. 8	UNC ASHEVILLE	4	0-0	0-0	2-2	0-0-0	0	0	1	0	0	2
N. 10	NORTHERN KENTUCKY	6	1-2	1-2	3-6	0-2-2	0	0	2	0	0	6
N. 17	ROBERT MORRIS	4	1-2	0-0	4-4	0-1-1	0	0	0	0	0	6
N. 19	UT ARLINGTON	2	0-0	0-0	0-0	0-0-0	0	0	0	0	0	0
D. 1	vs. Providence [Brooklyn]	1	0-0	0-0	0-0	0-0-0	0	0	0	0	0	0
D. 14	at North Carolina	1	0-0	0-0	0-0	0-0-0	0	0	0	0	0	0
D. 21	BELMONT	3	0-0	0-0	0-0	0-1-1	0	0	0	0	0	0
J. 8	MISSISSIPPI STATE	3	0-1	0-1	0-0	0-1-1	0	0	0	0	0	0
J. 11	at Vanderbilt	6	0-2	0-2	0-0	1-0-1	0	0	0	0	1	0
J. 25	GEORGIA	6	1-1	0-0	0-0	0-2-2	0	0	0	0	0	2
F. 4	OLE MISS	1	0-1	0-1	0-0	0-0-0	0	0	0	0	0	0
F. 8	at Mississippi State	1	0-0	0-0	0-0	0-0-0	0	0	1	0	0	0
M. 14	vs. LSU [SEC]	0+	0-0	0-0	0-0	0-0-0	0	0	0	0	0	0
M. 15	vs. Georgia [SEC]	1	0-0	0-0	0-0	0-0-0	0	0	0	0	0	0

2014-15

Date	Opponent	Min	FG-A	3PT-A	FT-A	O-D-T	PF	A	TO	Blk	Stl	Pts
N. 18	vs. Kansas [Indianapolis]	4	1-1	1-1	2-2	0-0-0	0	0	1	0	1	5
N. 21	BOSTON	4	0-1	0-1	0-0	0-0-0	0	0	0	0	0	0
N. 23	MONTANA STATE	12	1-2	0-1	0-0	1-4-5	0	0	1	0	0	2
N. 25	UT ARLINGTON	10	1-1	0-0	2-2	1-0-1	1	1	1	0	0	4
D. 7	EASTERN KENTUCKY	2	1-1	1-1	0-0	0-0-0	0	1	0	0	0	3
D. 10	COLUMBIA	9	1-4	1-4	2-2	1-0-1	0	0	0	0	0	5
D. 20	vs. UCLA [Chicago]	11	1-4	1-4	0-0	0-2-2	0	0	0	3	0	3
J. 13	MISSOURI	2	1-1	1-1	0-0	0-1-1	0	0	0	0	0	3
J. 17	at Alabama	5	0-2	0-1	0-0	1-0-1	2	0	2	0	1	0
J. 29	at Missouri	2	0-0	0-0	0-0	1-0-1	0	0	1	0	0	0
F. 14	SOUTH CAROLINA	4	0-0	0-0	0-0	0-0-0	1	1	1	0	0	0
F. 21	AUBURN	2	0-0	0-0	0-0	0-0-0	0	0	0	0	0	0
F. 25	at Mississippi State	2	0-0	0-0	0-0	0-0-0	0	0	0	0	0	0
F. 28	ARKANSAS	1	0-0	0-0	0-0	0-0-0	0	0	0	0	0	0
M. 14	vs. Auburn [SEC]	2	0-0	0-0	0-0	0-1-1	0	2	0	0	0	0
M. 15	vs. Arkansas [SEC]	0+	0-0	0-0	0-0	0-0-0	0	0	0	0	0	0
M. 19	vs. Hampton [NCAA]	2	0-0	0-0	0-0	0-1-1	1	0	1	0	0	0
M. 21	vs. Cincinnati [NCAA]	0+	0-0	0-0	0-0	0-0-0	0	0	0	0	0	0
M. 26	vs. West Virginia [NCAA]	1	0-1	0-1	0-0	0-0-0	0	0	0	0	0	0

WILLIS' STATS

Year	GP-S	Min.-Avg.	FG-A	Pct.	3FG-A	Pct.	FT-A	Pct.	Reb.-Avg.	PF-D	A	TO	Blk	Stl	Pts.-Avg
2013-14	14-0	39-2.8	3-9	.333	1-6	.167	9-12	.750	8-0.6	0-0	0	4	0	1	16-1.1
2014-15	19-0	75-3.9	7-18	.389	5-15	.333	6-6	1.000	14-0.7	5-0	5	8	3	2	25-1.3
TOTAL	33-0	114-3.5	10-27	.370	6-21	.286	15-18	.833	22-0.7	5-0	5	12	3	3	41-1.2



#13 ISAIAH BRISCOE

6-3 • 202 • FRESHMAN • GUARD • UNION, N.J. (ROSELLE CATHOLIC)



HIGH SCHOOL

A 2015 USA Basketball U19 Team selection ... Was named a USA Today All-USA First Team selection and a Parade Magazine All-American ... He also participated in the McDonald's All American Game and the Jordan Brand Classic ... Helped Team USA to a gold medal at the 2014 FIBA Americas U18 Championship ... Also suited up for the USA at the 2015 Nike Hoop Summit... Led team to its second consecutive state Non-Public B championship, averaging 20.8 points, 5.5 rebounds and 4.0 assists as a senior ... Averaged 22.1 points, 4.0 assists, 3.9 rebounds and 1.8 steals per game during his junior season ... Last summer, he helped lead the New Jersey Playaz to the title in the Nike Elite Youth Basketball League ... His father, George Briscoe, played basketball for Stockton College and is in the school's Hall of Fame ... His sister, Iasia Hemingway, played basketball at Georgia Tech and Syracuse and plays professionally overseas ... Ranked the No. 9 overall player by Rivals and 247Sports.com, the No. 13 overall pick by ESPN and the No. 15 overall player in the class by Scout.



CAT SCRATCHES

FULL NAME:Isaiah Briscoe
 TWITTER:..... @ ZayBriscoe
 PARENTS: Henrietta Hemingway
and George Briscoe
 DATE OF BIRTH:..... April 13, 1996
 PLACE OF BIRTH:..... Newark, N.J.
 HIGH SCHOOL COACH:..... Dave Bott
 HIGH SCHOOL MASCOT: Lions
 MAJOR: Undergraduate Studies

PERSONAL

Son of Henrietta Hemingway and George Briscoe... Born on April 13, 1996 ... Chose Kentucky over Arizona, Connecticut and St. John's ... Has two sisters, Iasia and Iesha, and a brother, George ... Sister Iasia played basketball at Syracuse ... Is a cousin of Cleveland Cavaliers' guard Kyrie Irving ... Picked No. 13 because it's a "bad-luck" number and he likes to be different ... Most memorable moment on the court is winning the 17U Peach Jam ... If he wasn't a player, he would be an agent ... His biggest influence in life are his parents ... Wanted to be a firefighter when he was growing up.



#10 JONNY DAVID

6-2 • 175 • FRESHMAN • GUARD • PITTSBURGH (MT. LEBANON)

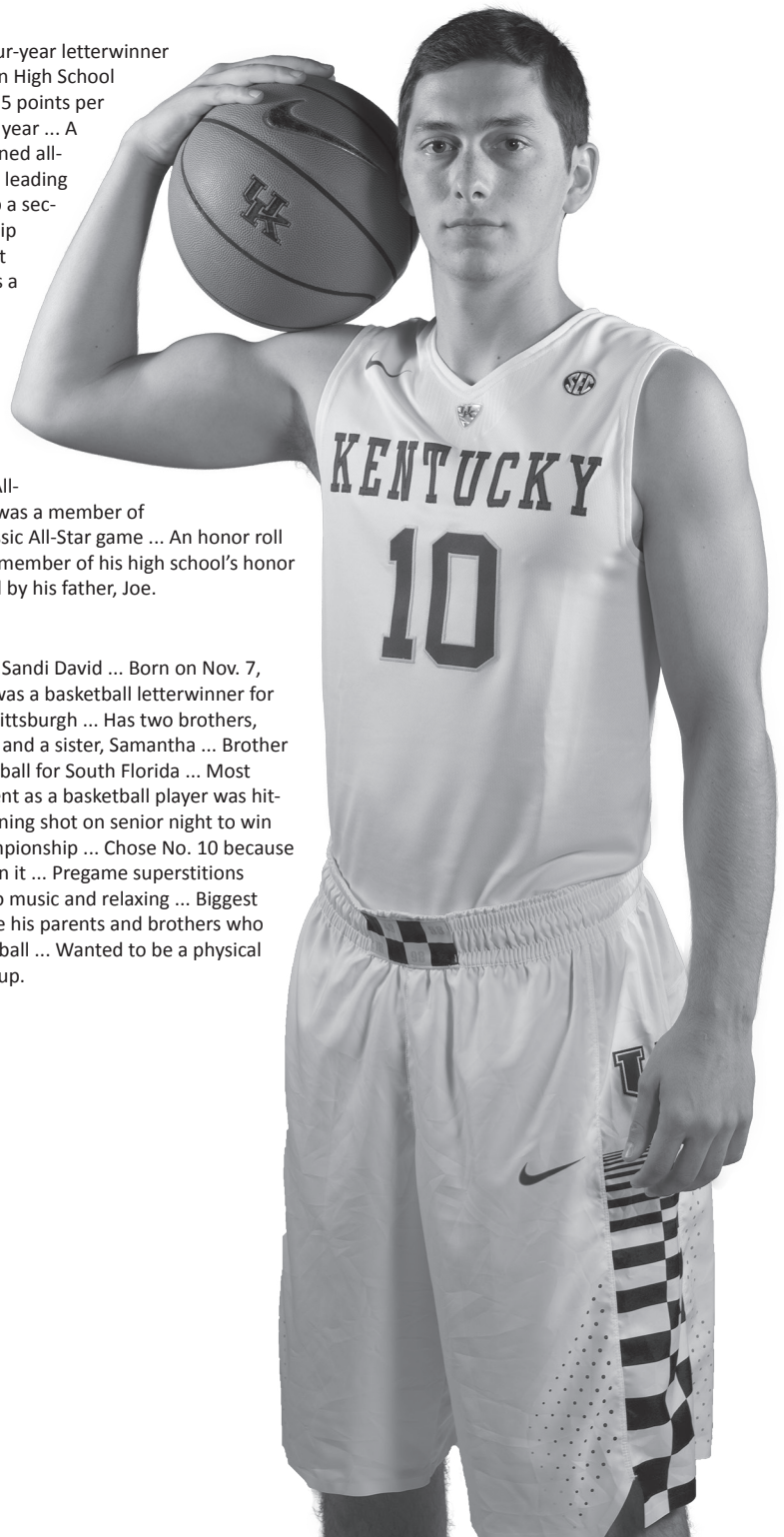


HIGH SCHOOL

A graduate and four-year letterwinner for Mount Lebanon High School ... He averaged 18.5 points per game in his senior year ... A 6-foot-2 guard earned all-state honors while leading Mount Lebanon to a sectional championship ... A prolific 3-point shooter, David was a 1,000-point scorer during his career at Mount Lebanon ... Was a two-time all-section honoree ... Appeared in the Hoops for a Cure All-Star game ... Also was a member of the Roundball Classic All-Star game ... An honor roll student, he was a member of his high school's honor society ... Coached by his father, Joe.

PERSONAL

Son of Joseph and Sandi David ... Born on Nov. 7, 1996 ... Father was a basketball letterwinner for the University of Pittsburgh ... Has two brothers, Justin and Jeremy, and a sister, Samantha ... Brother Justin plays basketball for South Florida ... Most memorable moment as a basketball player was hitting the game-winning shot on senior night to win the sectional championship ... Chose No. 10 because he has always worn it ... Pregame superstitions include listening to music and relaxing ... Biggest influence in life are his parents and brothers who also played basketball ... Wanted to be a physical therapist growing up.



CAT SCRATCHES

FULL NAME: Jonathan David
TWITTER:..... @j david010
PARENTS: Joseph and Sandi David
DATE OF BIRTH:..... Nov. 7, 1996
PLACE OF BIRTH:..... Pittsburgh
HIGH SCHOOL COACH:..... Joseph David
HIGH SCHOOL MASCOT: Blue Devils
MAJOR: Kinesiology



#15 ISAAC HUMPHRIES

7-0 • 260 • FRESHMAN • FORWARD • SYDNEY, AUSTRALIA (LA LUMIERE SCHOOL)



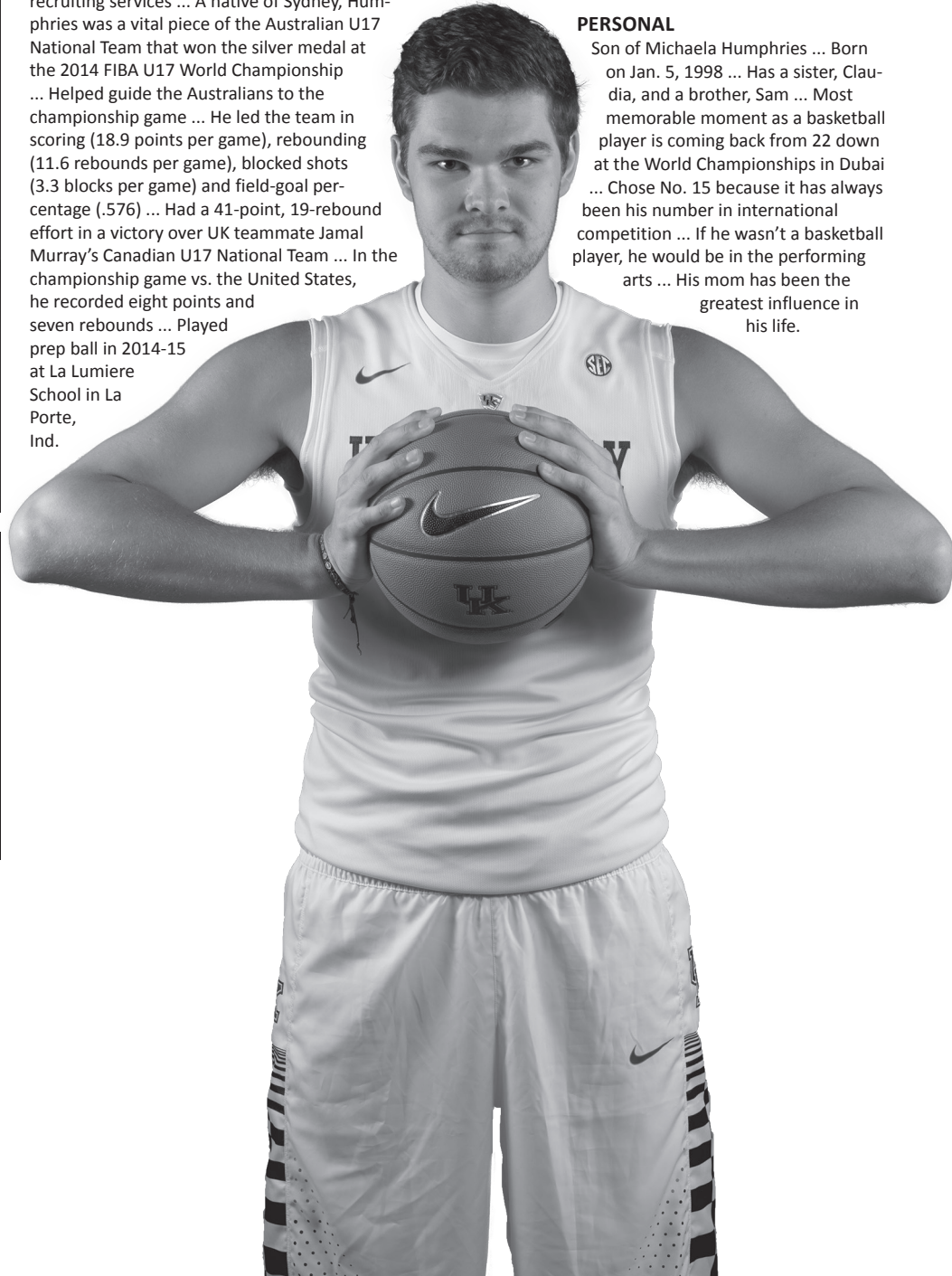
HIGH SCHOOL

Originally a member of the 2016 class before re-classifying to 2015 ... As a member of the 2016 class, he was rated a top-50 prospect by most major recruiting services ... A native of Sydney, Humphries was a vital piece of the Australian U17 National Team that won the silver medal at the 2014 FIBA U17 World Championship ... Helped guide the Australians to the championship game ... He led the team in scoring (18.9 points per game), rebounding (11.6 rebounds per game), blocked shots (3.3 blocks per game) and field-goal percentage (.576) ... Had a 41-point, 19-rebound effort in a victory over UK teammate Jamal Murray's Canadian U17 National Team ... In the championship game vs. the United States, he recorded eight points and seven rebounds ... Played prep ball in 2014-15 at La Lumiere School in La Porte, Ind.

... Was ranked as high as No. 34 in the Rivals 2016 rankings before reclassifying to 2015 ... Scout lists him as the ninth-best center in its new 2015 rankings.

PERSONAL

Son of Michaela Humphries ... Born on Jan. 5, 1998 ... Has a sister, Claudia, and a brother, Sam ... Most memorable moment as a basketball player is coming back from 22 down at the World Championships in Dubai ... Chose No. 15 because it has always been his number in international competition ... If he wasn't a basketball player, he would be in the performing arts ... His mom has been the greatest influence in his life.



CAT SCRATCHES

FULL NAME: Isaac Humphries
TWITTER:..... @IsaacHumphries7
PARENTS:Michaela Humphries
DATE OF BIRTH:.....Jan. 5, 1998
PLACE OF BIRTH:.....Sydney, Australia
HIGH SCHOOL COACH:..... Brad Johnstin
HIGH SCHOOL MASCOT: Lakers
MAJOR:Psychology



#1 SKAL LABISSIERE

6-11 • 225 • FRESHMAN • FORWARD • PORT-AU-PRINCE, HAITI (LAUSANNE COLLEGIATE SCHOOL)



HIGH SCHOOL

A consensus five-star recruit who now calls Memphis, Tenn., home, he is the No. 1 overall center in the 2015 class by both Rivals and Scout and the No. 2 center by 247Sports ... Rated as the No. overall 3 player by Scout, No. 4 overall by Rivals, No. 7 by 247Sports and the No. 11 overall player by ESPN ... Participated in the Nike Hoop Summit and the Jordan Brand Classic ... Had 11 points, 12 rebounds and two blocks in 19 minutes at the Jordan Brand Classic ... Survived the earthquake in his home country of Haiti in 2010 before moving to the States ... Played with Team Penny on the Nike EYBL.

PERSONAL

Son of Lesly and Ema Labissiere ... Born on March 18, 1996 ... Has a brother, Elliott, and a sister, Mal-lya ... Chose Kentucky over North Carolina, Georgetown, Baylor, Tennessee and Memphis ... His biggest influences in life are his parents, as well as his American family ... Lists coming to the States and winning an MVP award at one of his first All-American camps as his most memorable basketball moment ... Chose No. 1 because he loves that number ... His Pregame superstitions include washing his face and stretching.



CAT SCRATCHES

FULL NAME: Skal Labissiere
 TWITTER:..... @onebighaitian
 PARENTS: Lesly and Ema Labissiere
 DATE OF BIRTH:..... March 18, 1996
 PLACE OF BIRTH:..... Port-Au-Prince, Haiti
 HIGH SCHOOL COACH:..... Berties Saleo
 HIGH SCHOOL MASCOT: Lynx
 MAJOR: Undergraduate Studies



#4 CHARLES MATTHEWS

6-6 • 189 • FRESHMAN • GUARD • CHICAGO (ST. RITA)



HIGH SCHOOL

Averaged 22 points per game in his senior season ... That included five performances of 30 or more points ... Led St. Rita to a 26-4 record ... Tabbed as the No. 12 shooting guard in the 2015 class by ESPN, 15th by 247Sports and the 20th-rated shooter by Scout ... He captured most valuable player accolades after leading his team to the 3-on-3 USA Basketball U18 championship ... Has been a mainstay at the Nike Skills Academies and LeBron James Skills Academy ... Like Anthony Davis and Tyler Ulis, Matthews is an alum of the Nike EYBL Meanstreets program.

PERSONAL

Son of Nichole and Charles Matthews ... Born on Nov. 15, 1996 ... Has two brothers, Dominique and Jordan ... Chose Kentucky over Michigan State ... Brother, Dominique, plays basketball at Illinois-Chicago ... Chose No. 4 because playing at Kentucky is a new experience and he wanted a new number to go with it ... If he wasn't a basketball player, he'd be involved in business ... His parents have been his greatest influence in life ... Lists his Pregame superstitions as listening to music and getting mentally prepared.

CAT SCRATCHES

FULL NAME: Charles Matthews
TWITTER:..... @_JustCharles_
PARENTS:Nichole and Charles Matthews
DATE OF BIRTH:..... Nov. 15, 1996
PLACE OF BIRTH:..... Chicago
HIGH SCHOOL COACH:..... Gary DeCearse
HIGH SCHOOL MASCOT: Mustangs
MAJOR: Undergraduate Studies





#11 MYCHAL MULDER

6-4 • 185 • JUNIOR • GUARD • WINDSOR, ONTARIO (VINCENNES UNIVERSITY)



CAT SCRATCHES

FULL NAME: Mychal Mulder
 TWITTER:.....@MychalMulder
 PARENTS: Randy Mulder and
 Jennifer Gignac
 DATE OF BIRTH:.....June 12, 1994
 PLACE OF BIRTH:..... Etobicoke, Ontario
 HIGH SCHOOL COACH:.....Peter Cusamano
 HIGH SCHOOL MASCOT: Comets
 MAJOR: Integrated Strategic Communication

JUNIOR COLLEGE

Junior college transfer ... Averaged 15.7 points and 6.4 rebounds per game while connecting on 46.3 percent of his field goals from 3-point range as a sophomore at Vincennes University ... Will have two years of eligibility remaining ... Rated as the No. 18 junior college prospect and the No. 5 junior college shooting guard by 247Sports ... Earned junior college All-America honors this past season while leading Vincennes University to a 33-2 during his sophomore season ... During his freshman campaign, he averaged 8.6 points and 4.6 rebounds while shooting 38.3 percent from long range ... Originally a member of the 2013 class and was considered a top-10 prospect out of Canada at the time.

HIGH SCHOOL

Attended Catholic Central High School in Windsor ... Led Catholic Central to a Provincial Championship ... A two-time league most valuable player ... Was named to the All-City team during all four years on the varsity squad ... Also competed in football and track and field ... Claimed a city championship in the high jump with the track program.

PERSONAL

Son of Randy Mulder and Jennifer Gignac ... Born on June 12, 1994 ... Has a sister, Cynthia ... The best gift he has ever received is his offer to UK ... His parents have been his life's greatest influence ... Lists his most memorable moment as a basketball player as his final home game at Vincennes ... Chose No. 11 because it was the number he wore in high school and he wanted something to remind him of home.





#23 JAMAL MURRAY

6-4 • 207 • FRESHMAN • GUARD • KITCHINER, ONTARIO (ATHLETE INSTITUTE)



HIGH SCHOOL

Originally a member of the 2016 recruiting class but reclassified to the 2015 class ... As a member of the 2016 class, he was rated a top-15 prospect by nearly every recruiting service and tabbed a consensus five-star recruit ... Stock began to soar following a breakout performance at the Nike Hoop Summit against the USA Basketball Team where he scored 30 points, prior to a 29-point, 10-assist, eight-rebound effort in the BioSteel All-Canadian Basketball Game ... He was named the most valuable player in both games ... Ranked the No. 10 overall player in the updated 2015 247Sports rankings and No. 12 in the 2015 Scout rankings ... Prior to his reclassification, he was ranked the No. 15 overall recruit in the 2016 class by Rivals ... Was a standout performer for his native Team Canada during the 2015 Pan Am Games ... Averaged 17 points and 2.4 assists per game throughout his first four games ... Against the United States, Murray poured in 22 points - all coming in the fourth quarter or overtime - and added six assists in a triumph over the Americans to send Canada to the Pan Am Championship game.

PERSONAL

Son of Roger and Sylvia Murray ... Born on Feb. 23, 1997... Has a brother, Lamar ... Chose Kentucky over Oregon, Michigan, Michigan State, Maryland, NC State and Indiana ... If he wasn't a basketball player, he'd compete in track and field ... Points to his dad as his greatest influence in life ... Chose No. 23 because it represents the date of his birthday ... Does not have a most memorable basketball moment because there are too many to list ... He meditates before every game.



CAT SCRATCHES

FULL NAME:Jamal Murray
 TWITTER:..... @BeMore27
 PARENTS: Roger and Sylvia Murray
 DATE OF BIRTH:..... Feb. 23, 1997
 PLACE OF BIRTH:.....Kitchiner, Ontario
 HIGH SCHOOL COACH:.....Larry Blunt
 HIGH SCHOOL MASCOT: Bears
 MAJOR: Undergraduate Studies



#32 DILLON PULLIAM

6-3 • 180 • SOPHOMORE • GUARD • CYNTHIANA, KY. (TRANSYLVANIA)



2014-15 (TRANSYLVANIA)

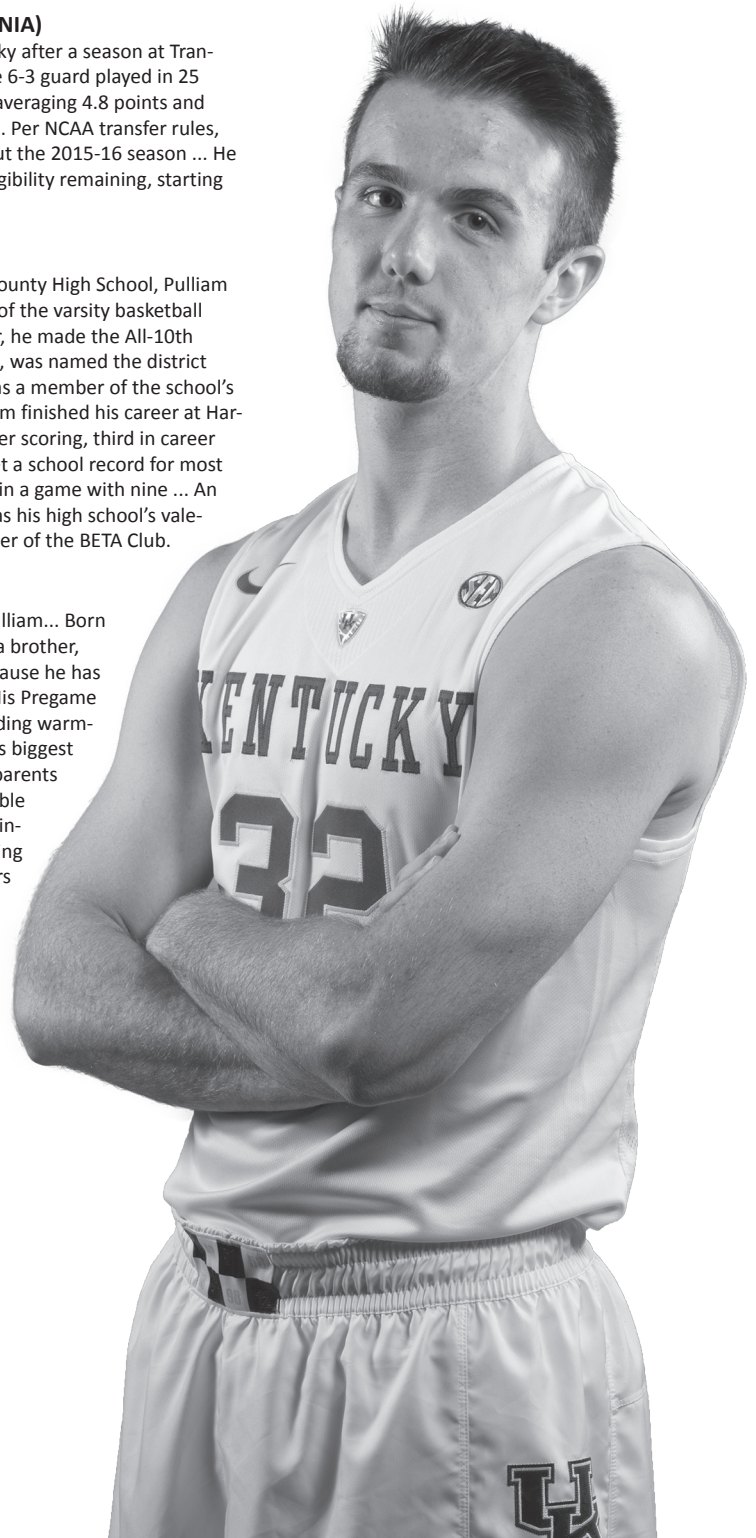
Pulliam comes to Kentucky after a season at Transylvania University ... The 6-3 guard played in 25 games for the Pioneers, averaging 4.8 points and 3.4 rebounds per game ... Per NCAA transfer rules, Pulliam will have to sit out the 2015-16 season ... He will have two years of eligibility remaining, starting in the fall of 2016.

HIGH SCHOOL

A graduate of Harrison County High School, Pulliam was a five-year member of the varsity basketball team ... During his career, he made the All-10th Region Team three times, was named the district tournament MVP and was a member of the school's 1,000-point club ... Pulliam finished his career at Harrison County fifth in career scoring, third in career 3-point field goals and set a school record for most 3-point field goals made in a game with nine ... An honor roll student, he was his high school's valedictorian ... Was a member of the BETA Club.

PERSONAL

Son of Bill and Debbie Pulliam... Born on April 25, 1995 ... Has a brother, Zack ... Chose No. 32 because he has worn it his entire life ... His Pregame superstition is always ending warm-ups on a made shot ... His biggest influences in life are his parents ... Lists his most memorable moment as a player as winning the District title during his junior and senior years of high school.



CAT SCRATCHES

FULL NAME:Joshua Dillon Pulliam
TWITTER:.....@DPull32
PARENTS: Bill and Debbie Pulliam
DATE OF BIRTH:..... April 25, 1995
PLACE OF BIRTH:.....Lexington, Ky.
HIGH SCHOOL COACH:.....Mike Reitz
..... and Larry Kendall
HIGH SCHOOL MASCOT: Thoroughbreds
MAJOR: Computer Engineering

CELEBRATING 19 NBA FIRST-ROUND DRAFT PICKS AND FOUR FINAL FOUR

KENT



UK COAC

JULIUS RANDLE JAMES YOUNG 2014 NCAA RUNNER-UP KARL-ANTHONY TOWN

5 IN THE FIRST SIX SEASONS UNDER HALL OF FAME COACH JOHN CALIPARI

WICKY



HES AND STAFF

IS WILLIE CAULEY-STEIN TREY LYLES DEVIN BOOKER 2015 NCAA FINAL FOUR



JOHN CALIPARI

HEAD COACH • SEVENTH SEASON • HIRED: MARCH 31, 2009



BIO BLAST

TWITTER/INSTAGRAM:..... @UKCoachCalipari
 DATE OF BIRTH:..... Feb. 10, 1959
 PLACE OF BIRTH:..... Sewickley, Pa.
 WIFE:..... Ellen Calipari
 CHILDREN:..... Erin Sue, Megan Rae,
 Bradley Vincent
 EDUCATION:..... Clarion, 1982
 MAJOR: Marketing

A “players-first” coach with a penchant for helping people reach their dreams, John Calipari, a Naismith Memorial Basketball Hall of Famer, has guided six teams to the Final Four, led one to a national championship and helped 37 players make it to the NBA during his 23-year college coaching career.

From UMass to Memphis and now Kentucky, Calipari’s career has been successful throughout, but his most recent run in Lexington has been the best stretch of his career.

In advancing to the 2015 Final Four, Coach Cal became one of just three coaches all-time to make four Final Fours in a five-year span, joining Mike Krzyzewski and John Wooden as the other coaches to achieve that feat. Twice at UK (in 2012 and in 2015) his teams have won 38 games, tying his 2008 Memphis team for the most wins in college basketball history.

At the end of the 2014-15 season, Calipari became the 96th coach to join the Naismith Memorial Basketball Hall of Fame, considered to be one of the ultimate achievements in the game.

Calipari reached the mountaintop in his third year in Lexington, guiding Kentucky to its eighth national championship and his first national title. He is one of only two coaches to lead three different schools to a Final Four (UMass-1996; Memphis-2008; Kentucky-2011, 2012, 2014, 2015).

The Wildcats rode the trademark hard-nosed Calipari defense to the 2012 title, finishing the season as the nation’s top-ranked team in field-goal percentage defense and blocked shots.

Kentucky lost three members of its 2011 Final Four team (two to the draft, one to graduation), but Calipari reloaded with the nation’s top-ranked recruiting class for the third straight season. Included in the class were eventual National Player of the Year Anthony Davis and All-American Michael Kidd-Gilchrist.

En route to the national championship, Calipari guided the Wildcats to an NCAA record-tying 38 wins, a perfect 16-0 mark in the Southeastern Conference and the school’s 45th SEC championship, all while extending his winning streak in Rupp Arena to 51 straight games. Calipari later extended his perfect mark at home as UK’s coach to 54 games before finally losing in his fourth year at Kentucky.

Upon being named head coach on April 1, 2009, Calipari continued to work his magic of resurrecting once proud programs, taking an NIT team in 2009 to the 2010 NCAA Elite Eight. Along the way he led the Wildcats to a No. 1 ranking (UK’s first since 2003), the program’s 44th SEC regular-season championship and 26th SEC Tournament title.

The honors continued after the 2009-10 season as Calipari became the first coach in UK history to receive the Adolph Rupp National Coach of the Year award. He then watched as five of his players were selected in the first round of the 2010 NBA Draft, the first time a school has ever produced five first-round picks in a single draft. Among those picks was the first Wildcat ever taken as the No. 1 overall pick, John Wall.

In his inaugural season as head coach of the Wildcats, Calipari posted his fifth straight 30-win season, the only coach in NCAA Division I history to do so. In addition to the Adolph Rupp National Coach of the Year award, Calipari was also named the AP SEC Coach of the Year.

When he led Kentucky back to the No. 1 spot in the country, Calipari became one of only two coaches (Frank McGuire) in NCAA history to lead three teams to a No. 1 ranking. He led UMass to a No. 1 ranking in 1995 and 1996, and he led Memphis to the No. 1 spot in the 2008 season.

In his second year in 2010-11, a season that was labeled as a “rebuilding effort,” one in which Calipari

COACHING AWARDS

- 2015 Naismith Memorial Basketball Hall of Fame Inductee
- 2015 Associated Press National Coach of the Year
- 2015 Naismith National Coach of the Year
- 2015 NABC National Coach of the Year
- 2015 The Sporting News National Coach of the Year
- 2015 Adolph Rupp National Coach of the Year
- 2015 SEC Coach of the Year (AP/Coaches)
- 2015 USBWA District IV Coach of the Year
- 2012 Nell & John Wooden Coach of the Year Leadership Award
- 2012 Naismith National Coach of the Year Finalist
- 2012 SEC Coach of the Year (AP/Coaches)
- 2010 Adolph Rupp National Coach of the Year
- 2010 Naismith National Coach of the Year Finalist
- 2010 SEC Coach of the Year (AP)
- 2010 Sporting News SEC Coach of the Year
- 2010 Yahoo! Sports SEC Coach of the Year
- 2010 USBWA District IV Coach of the Year
- 2009 NABC National Co-Coach of the Year
- 2009 Sports Illustrated National Coach of the Year
- 2009 Phelan National Coach of the Year
- 2009 Iba National Coach of the Year Finalist
- 2009 C-USA Coach of the Year
- 2008 Naismith National Coach of the Year
- 2008 C-USA Coach of the Year
- 2008 Iba National Coach of the Year Finalist
- 2008 Phelan National Coach of the Year Finalist
- 2007 Phelan National Coach of the Year Finalist
- 2007 USBWA District IV Coach of the Year
- 2007 Basketball Times S. Region Coach of the Year
- 2006 C-USA Coach of the Year
- 2004 NABC District VII Coach of the Year
- 1996 Naismith National Coach of the Year
- 1996 NABC National Coach of the Year
- 1996 The Sporting News National Coach of the Year
- 1996 Atlantic 10 Coach of the Year
- 1995 Naismith National Coach of the Year Finalist
- 1994 Naismith National Coach of the Year Finalist
- 1994 Atlantic 10 Coach of the Year
- 1993 USBWA District I Coach of the Year
- 1993 Atlantic 10 Coach of the Year
- 1992 Eastern Basketball Coach of the Year

and the Cats were supposed to struggle after losing an unprecedented five first-round picks in the 2010 NBA Draft, Kentucky reloaded as Calipari guided UK to its 27th SEC Tournament championship and collected his 500th career on-court win.

Coaching the youngest team in the nation in 2013-14, Calipari guided Kentucky back to the Final Four for the third time in four seasons, coming up



John Calipari is the only coach in NCAA history to lead a team to 38 wins, having done so three times, including in 2014-15.

just one win short of his second national championship and the program's ninth title.

Calipari and the Cats reached the championship game in what some national pundits called one of the greatest NCAA Tournament runs of all-time. Seeded No. 8 in a region analysts called "the region of doom," UK knocked off previously undefeated and top-seeded Wichita State, downed defending national champion and archrival Louisville, and defeated defending national runner-up and Big 10 champion Michigan before edging Wisconsin in the Final Four. UK became the first team ever to knock off three of the previous season's Final Four teams, and the Cats did so starting five freshmen and coming off an appearance in the NIT the season before.

The core of that 2014 Final Four team returned to Lexington for the 2014-15 season and joined one of the nation's top-ranked recruiting classes, putting Calipari in an unprecedented coaching position. With a roster full of players capable of starting at just about any other school, Coach Cal got his team to share and sacrifice minutes for one another with a two-platoon system and got a collection of future pros to play for one another.

The result was a season unlike anything college basketball had ever seen before. Behind one of the game's best defensive units ever, the Wildcats became the first team in NCAA history to post a 38-0 record. Among UK's most notable achievements in 2014-15 were the longest winning streak in program history, the best start ever by an SEC team, the school's 46th SEC regular-season championship and its 28th SEC Tournament crown. The 38 straight wins marked the 17th streak of Calipari's career where his teams won 10 or more consecutive games during

the season, the sixth where they won 20 or more, the fifth where they won 25 or more, the first where they won 30 or more, and the first where they won 35 or more.

Though he deferred all the credit to his players for allowing the season to happen, Calipari raked in a handful of national coach of the year awards nonetheless, including honors from the AP (his first), Naismith (his third, becoming the first coach to win it at multiple programs), National Association of Basketball Coaches (his third), Sporting News and the Adolph Rupp Award (his second).

Much like he did at UMass, when his players graduated at nearly 80 percent, Calipari has stressed academics. Fifteen of his final 18 seniors who came through the Memphis program earned their bachelor's degrees, and all 14 players at UK who were eligible to graduate by the end of their senior years in the Calipari era have graduated, including three players (Patrick Patterson, Jarrod Polson and Alex Poythress) who earned their degree in just three years.

Following a 3.4 grade-point average in the 2013 spring semester — the highest in Coach Cal's tenure at UK — the Wildcats' scholarship players posted a 3.11 GPA for the second consecutive semester in the 2014 fall semester. It marked the seventh time in the last eight semesters Coach Cal's team earned a 3.0 or better.

As someone who prides himself on helping young men reach their dreams, he has helped 36 players get selected in the NBA Draft during his college coaching career, including 25 over his first six seasons at Kentucky. The 25 picks over that six-season span is more than double any other coach.

In 2010, five of his UK players were selected in the

CALIPARI AT NO. 1

RECORD AS TOP-RANKED COACH SINCE 2009-10

	COACH	SCHOOLS	RECORDS
1.	John Calipari	Kentucky	63-5
2.	Bill Self	Kansas	26-4
3.	Mike Krzyzewski	Duke	24-4
4.	Jim Boeheim	Syracuse	15-4
5.	Tom Crean	Indiana	14-3
6.	Thad Matta	Ohio State	13-2
7.	Sean Miller	Arizona	12-1
8.	Billy Donovan	Florida	11-1
9.	Roy Williams	North Carolina	5-1
10.	Tom Izzo	Michigan State	4-1

RECORD AS TOP-RANKED COACH (ACTIVE)

	COACH	SCHOOLS	RECORDS
1.	Mike Krzyzewski	Duke	189-28
2.	John Calipari	UK, Memphis, UMass	104-10
3.	Roy Williams	UNC, Kansas	92-17
4.	Bruce Weber	Illinois	30-2
5.	Bill Self	Kansas	28-5
6.	Billy Donovan	Florida	25-5
7.	Jim Boeheim	Syracuse	24-5
8.	Thad Matta	Ohio State	22-3
9.	Bob Huggins	Cincinnati	20-4
10.	Tom Crean	Indiana	14-3



first round for the first time in NBA history. He followed that up with four players in the draft in 2011, six players in 2012 — the most in a two-round draft — two in 2013, two in 2014 and another six in 2015. The 2015 haul included four lottery picks, tying the most in NBA history.

Overall, he's churned out 25 NBA draft picks, 19 first-rounders, three No. 1 overall selections, 10 top-five picks and 13 lottery selections at Kentucky. Since the 2008 draft, 30 of Coach Cal's players have been taken in the NBA Draft, including 21 first-rounders. Calipari has produced a top-10 pick in eight straight drafts. No other school has had a first-rounder in each of the last eight drafts.

Included in Calipari's NBA success are four No. 1 overall picks (Derrick Rose, Karl-Anthony Towns, Wall and Davis) over an eight-year period. No other coach has had more than two No. 1 picks, and 2012 was the first time two players from the same team (Davis and Kidd-Gilchrist) were taken with the top two picks in the draft.

After bringing the University of Massachusetts basketball program to national prominence in the '90s and resurrecting the Memphis basketball program in the 2000s, Calipari became the 22nd coach in UK history and seventh in the last 80 years.

Calipari's overall on-court record is 635-178 (.781) following his sixth season at UK. He entered the 2014-15 season with the third-highest winning percentage among active NCAA Division I coaches with 10 years of experience at college basketball's Division I level, trailing only Mark Few and Roy Williams. After opening the 2014-15 campaign with three straight wins, Calipari became the 13th active head coach with 600 wins.

Calipari is one of only two coaches (Williams) in NCAA Division I history to have 400 or more wins in his first 16 years as a head coach, and his 173 victories from 2008-12 are the most ever for a coach over a five-year span in Division I history. Since the 2005-06 season, he has the best winning percentage among all Division I coaches. On the NCAA Division I

list for winning percentage for all coaches (minimum 10 years), Calipari entered the 2014-15 season in 10th place and ahead of Krzyzewski, Jim Boeheim, Bob Huggins and Lute Olson.

His nine 30-win seasons are third most for a head coach in NCAA Division I history, and he is the first coach in NCAA Division I history to record five straight on-court 30-win seasons. For his college career (23 years), Calipari has 21 20-win seasons and 14 25-win campaigns. The 21 consecutive 20-win seasons is the second-longest streak in NCAA history, trailing only Dean Smith, who had 27.

His NCAA Tournament record of 47-15 (.758) gives him the second-highest winning percentage among active coaches and the second highest of all-time (minimum 20 games). His six Final Four appearances are tied for fifth most by a coach all-time, and his 11 straight NCAA Tournament wins prior to the 2014 national championship loss was the longest winning streak in the tournament since the Florida Gators won 12 straight in 2006 and 2007.



John Calipari was inducted into the Naismith Memorial Basketball Hall of Fame in 2015.

CALIPARI'S DRAFT PICKS

In 23 seasons as a head coach, John Calipari has coached 36 NBA Draft picks, including 25 first-round selections, with 14 of those going in the top 10. He's had four players draft No. 1 overall, twice as many as any other coach. Here's a list of all of his draft picks:

PLAYER (SCHOOL)	ROUND	OVERALL	YEAR
Eric Bledsoe (UK)	First	18th	2010
Devin Booker (UK)	First	13th	2015
Antonio Burks (MEM)	Second	36th	2004
Marcus Camby (UMASS)	First	2nd	1996
Rodney Carney (MEM)	First	16th	2006
DeMarcus Cousins (UK)	First	5th	2010
Willie Cauley-Stein (UK)	First	6th	2015
Anthony Davis (UK)	First	1st	2012
Joey Dorsey (MEM)	Second	33rd	2008
Chris Douglas-Roberts (MEM)	Second	40th	2008
Robert Dozier (MEM)	Second	60th	2009
Tyreke Evans (MEM)	First	4th	2009
Archie Goodwin (UK)	First	29th	2013
Josh Harrellson (UK)	Second	45th	2011
Andrew Harrison (UK)	First	44th	2015
Dakari Johnson (UK)	First	48th	2015
Terrence Jones (UK)	First	18th	2012
Enes Kanter (UK)	First	3rd	2011
Michael Kidd-Gilchrist (UK)	First	2nd	2012
Brandon Knight (UK)	First	8th	2011
Doron Lamb (UK)	Second	42nd	2012
DeAndre Liggins (UK)	Second	53rd	2011
Trey Lyles (UK)	First	12th	2015
Darius Miller (UK)	Second	46th	2012
Nerlens Noel (UK)	First	6th	2013
Daniel Orton (UK)	First	29th	2010
Patrick Patterson (UK)	First	14th	2010
Julius Randle (UK)	First	7th	2014
Lou Roe (UMASS)	Second	30th	1995
Derrick Rose (MEM)	First	1st	2008
Marquis Teague (UK)	First	29th	2012
Karl-Anthony Towns (UK)	First	1st	2015
Dajuan Wagner (MEM)	First	6th	2002
John Wall (UK)	First	1st	2010
Shawne Williams (MEM)	First	17th	2006
James Young (UK)	First	17th	2014



Coach Cal started his head-coaching career at UMass in 1998, guiding a struggling program to the top of college basketball, capped off by a Final Four appearance in 1996.

At 29, when he was named head coach, Calipari began building a program from the ground up, going 10-18 his first season before posting a 17-14 record his second year (receiving a bid to the NIT). The Minutemen won their first Atlantic 10 championship in 1992 with a 30-5 record, including a 13-3 mark in league play. With a 77-71 overtime win over Syracuse in an East Regional second-round game, UMass made its first NCAA Sweet 16 appearance.

From there, the program skyrocketed under Coach Cal.

Calipari compiled a 193-71 on-court record (.731) during his eight-year career at Massachusetts, including a 108-44 mark (.684) in A-10 play. In addition to five straight NCAA Tournaments and a Final Four appearance in 1996, UMass also made two appearances in the NIT, advancing to the NIT semifinals in 1991. The 1990-91 season was the first of six straight seasons in which the Minutemen won at least 20 games.

In his final season at UMass, Calipari was named the 1996 Naismith National Coach of the Year and The Sporting News National Coach of the Year. He was also named the A-10 Coach of the Year for the

third time in four years, as well as Basketball Times East Region Coach of the Year.

During the Minutemen's 35-2 Final Four season in 1995-96, UMass posted wins over Kentucky, Maryland, Wake Forest, Georgia Tech, Syracuse, Virginia Tech and Louisville. UMass ended the regular season ranked No. 1 in the nation in the final regular-season poll after being the top-ranked team for nine weeks earlier in the year. The Minutemen also won their first 26 games of the season, setting a school record for most consecutive wins.

In addition to his Naismith National Coach of the Year honors in 1996, Calipari was a Naismith Coach of the Year finalist in 1994 and 1995. He was the USBWA District I Coach of the Year in 1993.

Calipari left UMass in June of 1996 to become executive vice president of basketball operations and head coach of the New Jersey Nets. He led the Nets to a second-place finish in the NBA's Atlantic Division and the playoffs in 1998, ending a five-year postseason drought for the franchise. The Nets' 17-game turnaround from the previous year was the best that season in the NBA.

He became a member of the Philadelphia 76ers coaching staff in 1999, rejoining head coach Larry Brown, for whom Calipari was an assistant at Kansas.

Calipari returned to the college game in 2000 at Memphis, where he led the Tigers to the 2008 NCAA

title game. Memphis' 38 wins in 2007-08 made him the winningest coach for a single season in NCAA history. As a result, Calipari was named Naismith National Coach of the Year for a second time in his career. He is only the second coach to receive the honor multiple times since the award's inception in 1987. Krzyzewski is the other to do so.

Calipari, the 2009 Sports Illustrated National Coach of the Year, led the Tigers to nine straight 20-win campaigns and nine consecutive postseason appearances, the only Memphis coach to do that. He

TOP 10 BEST CAREER STARTS BY WINS

23 Seasons

COACH (TEAMS)	SEASONS	W	L	Pct.
Roy Williams (Kansas, North Carolina)	1989-2011	643	163	.798
John Calipari (UMass, Memphis, Kentucky)*	1989-96, 2001-09, 10-15	635	178	.781
Jerry Tarkanian (Long Beach St., UNLV)	1969-91	599	120	.833
Jim Boeheim (Syracuse)	1977-99	549	193	.740
Denny Crum (Louisville)	1972-94	546	198	.734
Bob Huggins (Walsh, Akron, Cincinnati)	1930-51	542	191	.739
Tubby Smith (Tulsa, Georgia, UK, Minnesota, Texas Tech)	1992-2014	525	244	.683
Dean Smith (North Carolina)	1962-84	524	156	.771
John Thompson (Georgetown)	1973-95	524	200	.724
Rick Pitino (Hawaii, Boston, Providence, UK, Louisville)	1976, 79-83, 86-87, 90-97, 2002-08	523	195	.728

* Includes on-court wins

TOP 10 BEST CAREER STARTS BY WINNING PCT.

23 Seasons

COACH (TEAMS)	SEASONS	W	L	Pct.
Adolph Rupp (Kentucky)	1931-52, 54	497	83	.857
Jerry Tarkanian (Long Beach St., UNLV)	1969-91	599	120	.833
Roy Williams (Kansas, North Carolina)	1989-2011	643	163	.798
Henry Iba (Northwest Mo. St., Colorado, Oklahoma St.)	1930-1952	493	132	.789
John Calipari (UMass, Memphis, Kentucky)*	1989-96, 2001-09, 10-15	635	178	.781
Dean Smith (North Carolina)	1962-84	524	156	.771
Nat Holman (CCNY)	1920-42	269	81	.769
John Wooden (Indiana St., UCLA)	1947-69	493	152	.764
Phog Allen (Baker, Kansas, Haskell, Central Mo., Kansas)	1906-09, 13-31	357	111	.763
Frank Keane (Rhode Island)	1922-44	313	99	.760

* Includes on-court wins

THE CALIPARI FILE

COACHING CAREER

Kansas, assistant coach	1983-85
Pittsburgh, assistant coach.....	1986-88
Massachusetts, head coach	1989-96
New Jersey Nets (NBA), head coach.....	1997-99
Philadelphia 76ers (NBA), assistant coach	2000
Memphis, head coach	2001-09
Kentucky, head coach.....	2010-pres.

UMASS, HEAD COACH

1988-89	10-18
1989-90	(NIT) 17-14
1990-91	(NIT Final Four) 20-13
1991-92	(A-10 Champ (R/T); NCAA Sweet 16) 30-5
1992-93	(A-10 Champ (R/T); NCAA 2nd Rd.) 24-7
1993-94	(A-10 Champ (R/T); NCAA 2nd Rd.) 28-7
1994-95	(A-10 Champ (R/T); NCAA Elite Eight) 29-5
1995-96*	(A-10 Champ (R/T); NCAA Final Four) 31-1
Totals:	189-70

NEW JERSEY NETS, HEAD COACH

1996-97:	26-56
1997-98:	(NBA Playoffs) 43-39
1998-99:	3-17
Totals:	72-112

MEMPHIS, HEAD COACH

2000-01	(NIT Final Four) 21-15
2001-02	(C-USA Nat'l Div. Champ; NIT Champ) 27-9
2002-03	(C-USA Nat'l Div. Champ; NCAA) 23-7
2003-04	(C-USA Champ (R); NCAA 2nd Rd.) 22-8
2004-05	(NIT Final Four) 22-16
2005-06	(C-USA Champ (R/T); NCAA Elite Eight) 33-4
2006-07	(C-USA Champ (R/T); NCAA Elite Eight) 33-4
2007-08*	(C-USA Champ (R/T); NCAA Finals) 0-1
2008-09	(C-USA Champ (R/T); NCAA Sweet 16) 33-4
Totals:	214-68

KENTUCKY, HEAD COACH

2009-10	(SEC Champ (R/T); NCAA Elite Eight) 35-3
2010-11	(SEC Champ (T); NCAA Final Four) 29-9
2011-12	(SEC Champ (R); NCAA Champion) 38-2
2012-13	(NIT) 21-12
2013-14	(NCAA Runner-Up) 29-11
2014-15	(SEC Champ (R/T); NCAA Final Four) 38-1
Totals	190-38

NCAA Totals: (13 conference titles, 13 NCAAs)
..... 593-176

*-season includes games later vacated due to NCAA sanctions; actual on-court records were 35-2 in 1995-96 and 38-2 in 2007-08. NCAA Tournament appearances were also vacated in 1996 and 2008. Actual on-court won-lost record overall is 635-178 for a .781 winning percentage.



RECRUITING TRAIL

The Wildcats have signed more top-25 players over the past seven seasons than any other school under John Calipari's leadership.

Table with columns: PLAYER (YEAR), ESPN, RIVALS, SCOUT. Lists recruits from Isaiah Briscoe ('15) to Jon Hood ('09) and summary rows for Top-10, Top-15, Top-25, and Top-50 players.

* - ranking according to the 2016 class
^ - reclassified after final rankings were released
- transfer
@ - joined team as walk-on

posted 252 on-court wins — 28.0 wins per season — as the Tigers' head coach, making him the winningest coach in school history.

Calipari, who is on the board of directors for the NABC, began his coaching career at Kansas as a volunteer assistant under Ted Owens.

The 56-year-old lettered two years at North Carolina-Wilmington before transferring to Clarion State.

Calipari's foundation, The Calipari Foundation, has raised millions of dollars to help the lives of those in need in the Commonwealth and across the country.

A year after helping raise \$350,000 for charity during the inaugural UK alumni weekend, Calipari was the driving force behind the more than \$1 million that was donated to local and national organizations during the second annual alumni weekend.

Calipari's foundation has also worked with and donated money to Samaritan's Feet, the West Liberty Recovery Fund, 4 Paws for Ability, the Starkey Hearing Foundation, the Urban League of Lexington and the V Foundation.

CALIPARI KNOWS DEFENSE

John Calipari's 2014-15 Kentucky Wildcat team was heralded as one of the best defensive teams ever. However, defense has always been a staple of Calipari-coached teams.

Table with columns: YEAR, FG % Def., Rebound Margin, Scoring Margin, Blocks. Shows defensive statistics from 2001-02 to 2014-15.

DEVELOPING TALENT

John Calipari hasn't just signed the best talent in the country while he's been at Kentucky; he's been the best at developing that talent and getting it ready for the next level.

Of the 23 top-25 players Kentucky has signed prior to this season (according to Rivals), 19 were drafted and 16 were selected in the first round.

But that's only half the story. Calipari's players don't just make it to the pros; they're better prepared than anyone else.

Over the course of his career, Calipari's nearly 40 NBA pros have made more than \$1.2 billion in NBA contracts alone, which doesn't include endorsement deals and overseas contracts.

Of the players currently playing in the NBA, they've earned nearly a \$1 billion in guaranteed contracts.

students across Kentucky the importance of money management.

Author of the New York Times Best Seller "Players First: Coaching from the Inside Out" and "Bounce Back: Overcoming Setbacks to Succeed in Business and in Life," Calipari is a master of communication and maximizing talent.

Calipari and his wife, Ellen, have two daughters, Erin and Megan, and a son, Bradley.



NCAA DIVISION I ACTIVE WINNINGEST COACHES

(On-Court By Percentage - Min. 10 yrs. at Division I level)

NO.	COACH/TEAM	YRS.	PCT.
1.	Mark Few/Gonzaga	16	.810
2.	Roy Williams/UNC	27	.788
3.	John Calipari/Kentucky	23	.781
4.	Mike Krzyzewski/Duke	40	.767
5.	Bo Ryan/Wisconsin	31	.764

SINCE 2005-06...

Since the 2005-06 season, John Calipari's on-court record ranks him as the winningest coach. Totals through the conclusion of the 2014-15 season.

COACH	RECORD
1. John Calipari	327-52
2. Bill Self	305-62
3. Mike Krzyzewski	297-64
4. Roy Williams	280-86
5. Mark Few	279-66

MISCELLANEOUS ON-COURT RECORDS

Overall Record:635-178 (.782)
March/April Record:.....139-40 (.781)
NCAA Record:.....47-15 (.770)
Record in Conference Games:.....290-86 (.771)
Record in Conference Tournament:.....47-12 (.797)

- Calipari owns the most single-season wins with 38, tying his own record (Memphis in '08 and UK in '12) in 2016 with 38 wins
- Calipari is one of two coaches (Roy Williams) in NCAA Division I history to have 400 or more wins in the first 16 years as a head coach. Calipari had 416 wins in his first 16 years
- Calipari is the winningest coach in NCAA Division I history for a five-year span with 173 victories (2008-12)
- Calipari is the first coach in NCAA Division-I history to record five-straight on-court 30-win seasons. Memphis hit the 30-win plateau from 2006-09
- Calipari is one of only two coaches (Rick Pitino) to lead three different schools to a Final Four
- Calipari is one of only three coaches (John Wooden, Mike Krzyzewski) to go to four Final Fours in five seasons
- Calipari started with a 54-0 record in Rupp Arena as head coach of the Wildcats
- Calipari has 25 players that have been chosen in the NBA Draft (19 first-round picks) over the last six seasons
- Calipari has more wins (327) in a 10-year period (2006-15) than any other coach in college basketball history

CAL IN CONFERENCE

SEC COACHES	CONFERENCE CHAMPIONSHIPS	Tournament Championships	Conference Coach of the Year
Avery Johnson, Alabama	0	0	0
Mike Anderson, Arkansas	1	1	1
Bruce Pearl, Auburn	7	2	7
Michael White, Florida	3	0	2
Mark Fox, Georgia	4	0	3
John Calipari, Kentucky	13	12	9
Johnny Jones, LSU	1	2	0
Kim Anderson, Missouri	6	4	2
Andy Kennedy, Ole Miss	0	1	2
Ben Howland, Mississippi State	7	5	3
Frank Martin, South Carolina	0	0	1
Rick Barnes, Tennessee	3	1	5
Billy Kennedy, Texas A&M	4	2	3
Kevin Stallings, Vanderbilt	2	3	3
TOTALS	51	33	41

CALIPARI VS. ALL OPPONENTS

Alabama 8-3	Furman 1-0	Mississippi State 8-0	South Connecticut 1-0
Arizona 1-1	George Mason 1-0	Mississippi Valley St. 1-0	S. Louisiana 1-0
Arizona State 0-1	Georgetown 2-1	Missouri 5-2	Southern Cal 3-0
Arkansas 7-6	George Washington 8-9	Montana State 1-0	Southern Miss 15-4
Arkansas-Little Rock 3-0	Georgia 9-2	Morehead State 2-0	Southwest Texas St. 1-0
Arkansas-Pine Bluff 1-0	Georgia Tech 1-1	Murray State 1-0	St. Bonaventure 17-1
Arkansas State 4-0	Gonzaga 4-0	Nevada 1-0	St. John's 1-0
Auburn 8-0	Grand Canyon 1-0	New Hampshire 5-0	St. Joseph's 15-5
Austin Peay 6-1	Hampton 1-0	New Mexico 1-0	St. Mary's 1-0
Baylor 1-2	Hartford 2-0	New Orleans 1-0	St. Peter's 1-0
Belmont 2-0	Harvard 1-0	North Carolina 5-2	Stanford 3-2
Boise State 1-0	Holy Cross 4-1	North Carolina State 1-0	Syracuse 3-2
Boston University 6-1	Houston 17-3	North Texas 1-0	TCU 5-1
Boston College 2-0	Howard 1-0	Northeastern 2-1	Temple 13-11
Bradley 1-0	Illinois 1-1	Northern Kentucky 1-0	Tennessee 12-5
Bucknell 1-0	Indiana 3-1	Northwestern State 2-0	Tennessee Martin 4-0
Buffalo 2-0	Iowa 0-1	Notre Dame 2-1	Tennessee Tech 1-0
BYU 1-0	Iowa State 2-0	Oakland 1-0	Texas 2-2
Cal State Northridge 1-0	Jackson State 2-0	Ohio State 1-1	Texas A&M 4-1
Central Conn. St. 2-0	Kansas 3-3	Oklahoma 4-1	Texas Arlington 3-0
Charlotte 2-3	Kansas State 2-0	Oklahoma State 0-2	Towson State 1-0
Chattanooga 2-0	Keene State 1-0	Old Dominion 2-0	Tulane 15-0
Christian Brothers 2-0	Kentucky 2-4	Oral Roberts 1-0	Tulsa 11-1
Cincinnati 6-7	Lafayette (Pa.) 1-0	Oregon State 1-0	UAB 14-3
Cleveland State 3-0	Lamar 4-0	Pennsylvania 3-0	UCF 6-0
Coastal Carolina 1-0	LaSalle 3-0	Penn State 4-4	UCLA 3-1
Colorado 1-1	LIU-Brooklyn 1-0	Pepperdine 1-0	UNC Asheville 2-0
Colorado State 1-1	Lipscomb 1-0	Pittsburgh 2-1	UNC Greensboro 1-0
Columbia 1-0	Long Beach State 1-0	Portland 3-0	UNC Wilmington 1-0
Connecticut 2-5	Louisiana-Lafayette 2-0	Princeton 2-0	USF 9-1
Coppin State 1-0	Louisiana Tech 1-1	Providence 3-1	Utah 1-1
Cornell 1-0	Louisville 13-6	Purdue 2-1	UTEP 6-0
Dartmouth 1-0	LSU 8-1	Radford 1-0	Vanderbilt 10-3
Dayton 1-0	Loyola 1-0	Rhode Island 16-2	Vermont 2-0
DePaul 4-2	Lowell 2-1	Rice 4-0	Villanova 2-0
Detroit 1-0	Manhattan 2-0	Richmond 1-0	Virginia 0-1
Drexel 2-0	Marist 2-0	Rider 1-0	Virginia Tech 2-0
Duke 0-2	Marshall 6-0	Robert Morris 2-1	Wake Forest 2-1
Duquesne 11-4	Marquette 3-1	Rutgers 11-4	Washington 1-0
East Carolina 7-0	Maryland 5-3	Saint Louis 4-3	Western Kentucky 2-0
East Tennessee State 3-0	Massachusetts 1-0	Sam Houston State 1-0	West Virginia 12-7
Eastern Kentucky 2-0	Memphis 1-0	Samford 3-0	Wichita State 1-0
Eastern Michigan 2-0	Miami (Fla.) 0-1	Santa Clara 1-0	Winthrop 2-0
Fairfield 1-0	Miami (Ohio) 2-0	Savannah State 1-0	Wisconsin 1-1
Florida 12-5	Michigan 1-0	Seton Hall 1-0	Wisconsin-Milwaukee 1-0
Florida State 1-1	Michigan State 1-1	Siena 4-0	Wofford 1-0
Florida Tech 0-1	Middle Tennessee 3-0	SMU 8-0	Xavier 2-2
Fordham 5-0	Mississippi 11-4	South Carolina 10-2	Yale 1-0



KENNY PAYNE

ASSOCIATE HEAD COACH • SIXTH SEASON



A forward has been drafted in the top 10 of the NBA Draft in every season in Kenny Payne's tenure, including 2015 No. 1 overall selection Karl-Anthony Towns.

BIO BLAST

HOMETOWN: Laurel, Miss.
EDUCATION:..... Louisville, 2003
2005-10:..... Oregon, Assistant Coach
2011-14:..... Kentucky, Assistant Coach
2014-PRES:..... Kentucky, Associate Head Coach

Kenny Payne will enter his sixth year with John Calipari and the Kentucky men's basketball program in 2015-16. He was promoted to associate head coach in May of 2014 after serving his first four seasons as an assistant coach. Prior to his arrival at UK he served as an assistant at Oregon for six seasons.

Payne's work with Kentucky's big men has played an instrumental role in UK's NBA Draft success. Payne's development with Anthony Davis and Karl-Anthony Towns helped the Kentucky freshmen go No. 1 overall in their respective drafts.

Payne was also a key in the development of Julius Randle, who was taken seventh overall in the 2014 NBA Draft, Nerlens Noel, who was drafted sixth overall in 2013, and Josh Harrellson who became a second-round draft pick following a breakout senior campaign in 2011.

Nationally recognized as one of the game's top recruiters, Payne's ability to recruit has continued to flourish at Kentucky. He played a key part in Calipa-

ri's last five recruiting classes. The 2011, 2012, 2013 and 2015 classes all ranked No. 1 in the country. UK's 2014 class had four McDonald's All-Americans and was rated No. 2 overall. The 2013 class consisted of a record six McDonald's All-Americans and was heralded as one of the best classes ever assembled by many pundits.

Payne hasn't only helped recruit players to Kentucky though, he's also helped develop them into stars. In each of the five years since Payne arrived at UK, the Cats have had a post player chosen in the top 10 of the NBA Draft.

Kentucky has advanced to the Final Four in four of the five seasons in which Payne has been on staff, including in 2015, when, in his first year as an associate head coach, Payne helped guide the Wildcats to the first 38-0 record in college basketball history.

Payne's first season as part of the Kentucky staff came during the 2010-11 season as the Wildcats advanced to the Final Four, the first in the Calipari era.

Kentucky then captured the national championship during Payne's second season and Davis was the recipient of numerous national player of the year accolades.

Payne was instrumental in helping lead UK back to the national title game in 2014 behind the play of Randle, an All-American forward who broke freshman records in rebounding, double-doubles and free throws made.

During his tenure at Oregon, Payne helped the Ducks onto the national scene with two NCAA Tournament appearances in 2007 and 2008. Oregon also claimed one Pacific-10 Tournament title and three Ducks were selected in the first and second rounds of the NBA Draft under Payne.

During the 2006-07 season, the Ducks recorded an 11-7 Pac-10 record and posted an undefeated mark in non-conference regular-season games, finishing with a 29-8 overall record. That season, Or-

egon captured the Pac-10 Tournament, and followed the tournament run with an impressive performance at the NCAA Tournament. The Ducks earned a No. 3 seed in the tournament and advanced to the Elite Eight, where they lost to eventual champions Florida.

The Ducks followed their Elite Eight run with another appearance in the 2008 NCAA Tournament. Payne and the Oregon coaching staff then reigned in a top-20 recruiting class for the 2008 season with six highly touted recruits.

Prior to coaching, Payne traveled the globe playing basketball for 10 different professional leagues. In 1989, Payne was chosen in the first round and 19th overall in the NBA Draft, playing four years for the Philadelphia 76ers.

Payne competed in the Continental Basketball Association (Tri-Cities, Wash.) and overseas in Italy, Japan, Brazil, the Philippines, Cypress, China and Argentina. He finished his professional career in 2000 following a season with Team Taipans of Cairns in Australia.

A four-year letterwinner at Louisville from 1985-89, Payne joined the Cardinals from Northeast Jones High School in Laurel, Miss., where he was a Parade All-American and the state's player of the year.

Payne helped lead Louisville to the 1986 NCAA national championship as a sophomore when he appeared in 34 games and averaged 3.6 points per game. As a senior, Payne averaged 14.5 points and 5.7 rebounds and was named second team All-Metro Conference.

By the end of his Louisville career, Payne registered 1,083 points and shot 40 percent from 3-point range.

Payne earned a Bachelor of Science in sport administration from Louisville in 2003.

He and his wife, Michelle, have two children, Alexis and Alexander.



TONY BARBEE

ASSISTANT COACH • FIRST SEASON



BIO BLAST

HOMETOWN: Indianapolis
EDUCATION:..... UMass, 1993
1996: UMass, Grad. Asst. Coach
1997-98: UMass, Assistant Coach
1999: Wyoming, Assistant Coach
2000: UMass, Assistant Coach
2001-06: Memphis, Assistant Coach
2007-10: UTEP, Head Coach
2011-14: Auburn, Head Coach
2015: Kentucky,
Special Assistant to the Head Coach
PRESENT:..... Kentucky, Assistant Coach

Tony Barbee is in his first season as an assistant coach at Kentucky after serving the 2014-15 season as special assistant to the head coach at UK.

Barbee was previously the head coach at UTEP and at Auburn and has served as an assistant coach under Calipari for a total of seven seasons in his career.

Barbee played for Calipari at UMass before starting his coaching career as a graduate assistant on the Massachusetts staff in 1995-96. The Minutemen advanced to the NCAA Final Four in Barbee's first season as a member of the coaching staff.

He served as an assistant coach for two seasons at UMass before taking an assistant coaching position at Wyoming. Barbee rejoined Calipari as an assistant at Memphis for six seasons from 2001-06.

The Tigers earned a 20-win season in each of his six years on staff. The Tigers claimed a pair of Conference USA titles and advanced to the NCAA Tournament three times during his tenure, including an Elite Eight run in his final season. During Barbee's tenure at Memphis, the Tigers won 148 games, an average of nearly 25 victories per season.

Memphis produced top-10 recruiting classes in each of Barbee's six years, including the 2001 class that was ranked No. 1 in the country.

Barbee was hired as UTEP's head coach in 2006. During his four-year tenure at the helm of the Miners program, he averaged 20.5 wins per seasons and exceeded his win total from year to year. His most prolific season at UTEP was his last in which he led the Miners to a 26-7 overall record, a C-USA regular-season title and an NCAA Tournament appearance in 2009-10.

He became Auburn's head coach prior to the start of the 2010-11 season. He spent four seasons as the head coach of the Tigers and has amassed an overall 131-127 record as a head coach.

Prior to Auburn, Barbee had advanced to post-season play in 18 of his 19 seasons as a head coach, assistant coach and player.

Last season, serving as the special assistant to the head coach, where he assisted Calipari in a multitude of roles, including game-plan preparation, practice plans and administrative duties within everyday basketball operations, the Wildcats enjoyed one of the most storied seasons in program history. UK became the first team in NCAA history to begin a season 38-0 while claiming the Southeastern Conference regular-season and tournament crowns, advancing to the program's fourth Final Four in five seasons, and helping six players go in the NBA Draft.

As a player, Barbee helped lead the Minutemen to a pair of Atlantic 10 championships and two NCAA Tournaments, including the Sweet 16 in 1992. UMass went 91-39 during his four-year career.

Barbee still ranks among the school's all-time leaders in numerous statistical categories, including scoring with 1,643 points. He was a second-team All-Atlantic 10 player in 1991 and 1993 and All-Atlantic 10 Freshman team selection in 1990.

The Indianapolis native played professionally in Spain and France after his playing career at UMass. He earned his B.A. in sports management from UMass in 1993, with a minor in African-American studies.

He and his wife, Holly, have a daughter, Hayden Alexandra, and son, Andrew Marsh.



Tony Barbee served as the special assistant to the head coach in 2014-15.



JOHN ROBIC

ASSISTANT COACH • SEVENTH SEASON



BIO BLAST

HOMETOWN: Pittsburgh
EDUCATION:..... Denison, 1986
1987-88:..... Kansas, Graduate Assistant
1989-99:..... UMass, Assistant Coach
2000-05:..... Youngstown State, Head Coach
2006-09:..... Memphis, Assistant Coach
2010-PRES:..... Kentucky, Assistant Coach

John Robic is in his seventh season with the Kentucky basketball program but is a long-time associate of UK head coach John Calipari.

Beginning with their first season together at UMass in 1988-89, where Robic was an assistant under Calipari, the two are entering their 19th season together. It seems as if the Calipari-Robic duo is a proven combination for thrilling basketball seasons.

Similar to those magical years he assisted in at UMass in the 1990s, Robic helped lead Memphis to the program's most storied era in school history in four seasons at Memphis (2006-09), as well as helping return Kentucky back among the nation's elite since his arrival in Lexington.

Robic helped the Wildcats post a 35-3 mark in his inaugural season at Kentucky. The Cats made an appearance in the 2010 Elite Eight while claiming

SEC regular-season and tournament championships along the way.

He helped UK make history when five Wildcats were drafted in the first round of the 2010 NBA Draft. In 2011, Kentucky returned to the Final Four for the first time since 1998. Four more players were taken in the 2011 NBA Draft under the watch of the Calipari-Robic combination.

During his third season at UK, the Wildcats set an NCAA record with 38 victories en route to the program's eighth national championship. Anthony Davis was tabbed the national player of the year by several outlets and went on to become the second No. 1 overall NBA Draft pick in three seasons for UK. Kentucky continued to make history when Michael Kidd-Gilchrist was chosen No. 2 overall to become the first teammates to go 1-2 in Draft history. The duo led a record-breaking six selections in the same draft year.

Despite missing the final nine game of his freshman season, Nerlens Noel became Kentucky's seventh top-10 selection during the 2013 NBA Draft. Classmate Archie Goodwin was taken in the opening round and became UK's 17th selection in four seasons.

Robic then helped direct Kentucky back to the national title game in 2014 in one of the most memorable runs in NCAA Tournament history. UK was the first team in NCAA Tournament history to win four straight games by five points or fewer in the same NCAA Tournament.

History was once again the story during the 2014-15 season as the Wildcats won a record 38 games to start the season, reaching yet another Final Four while sending six players to the NBA Draft, including the top overall pick for the third time in six seasons.

His last four years at Memphis, the Tigers won an NCAA record 137 games (137-14 record) while advancing to the 2006 and 2007 NCAA Elite Eights, the 2008 NCAA title game, and sweeping the 2006-09 Conference USA regular-season and tournament crowns. Memphis spent each week of the last four years in the national polls.

In 2007-08, Robic was a part of the Tigers' "Dream Season," which lasted through the NCAA championship game. Memphis set an NCAA record for victories with 38 wins (38-2 mark) and held down the No. 1 spot in both national polls for a school-record five straight weeks during the season.

Before 2005-06, Robic served as the head coach at Youngstown State from 1999-2005.

Prior to its move to the Horizon League, Youngstown State put together a tremendous year in the Mid-Con in 2000-01, Robic's second year at the helm. The Penguins posted a 19-11 overall mark and an 11-5 Mid-Con record. The 19 overall wins were the second most in 16 seasons, and the 11 league victories tied the school record for most conference wins.

Before taking over at Youngstown State, Robic served as an assistant for 11 years at UMass for both Calipari and Bruiser Flint.

After a 10-18 mark his first season on staff, Robic helped lead the Minutemen to nine consecutive winning campaigns.


From 1990-96, the Minutemen averaged 26 wins per year and had six straight 20-win seasons, including two 30-victory campaigns. UMass made the NCAA Tournament Sweet 16 in 1992, Elite Eight in 1995 and Final Four in 1996. It was UMass' first appearance on college basketball's largest stage.

After Calipari moved on to the NBA, Robic remained at UMass and was elevated to the associate head coach post under Flint from 1997-99. During his tenure at UMass, the Minutemen posted a 247-111 overall record (.690 winning percentage) and earned nine postseason tournament bids (seven NCAA, two NIT).

A graduate of North Hills High School in Pittsburgh, Robic attended Walsh College in Canton, Ohio, before transferring to Denison University in Granville, Ohio, where he earned his bachelor of arts in speech communication and physical education in 1986.

At Denison, Robic garnered Division III All-America accolades as a senior and was a two-time all-conference performer. He was one of 10 former players to be named to the 10th Anniversary All-Decade Team in the league in 1994. In the fall of 2006, he was inducted into the Denison Athletic Hall of Fame. Robic was inducted into the North Hills High School Hall of Fame in 2004.

Robic and his wife, Heidi, have three daughters; Hayley, a Kentucky graduate, Alli, a junior at UK, and Sophie, a freshman at UAB and member of the UAB softball team.



John Robic is in his 19th season with John Calipari.



SUPPORT STAFF



JOEL JUSTUS
SPECIAL ASSISTANT
TO THE HEAD COACH

Joel Justus enters his first season as the special assistant to the head coach after serving his initial season at Kentucky as the director of analytics for the men's basketball program.

In his new role, Justus will continue to utilize analytics and evaluate the men's basketball team through practice, film and meetings to provide feedback directly to head coach John Calipari and the staff outside of practice and competition. Justus will also scout future opponents, provide strategies to help advance the program and assist with special projects assigned by the head coach.

Last season, as the director of analytics, Justus analyzed player and team performance, utilizing various stats and data to help develop efficient strategies through video. He developed tools that streamlined the decision-making process of the coaching staff using advanced statistical modeling and analysis.

Justus also analyzed large data sets to aid the coaching staff's scouting reports as well as post-game analysis. He assisted in day-to-day operations of the program, which included coordinating with NBA personnel while assisting in many areas of basketball operations.

With Justus on board, Kentucky became the first school ever to go 38-0. Using Justus' analytics, Kentucky's players bought in to a two-platoon system that helped the Wildcats become one of the most efficient teams in the country, including the most dominant defensive team in recent history.

Justus came to UK after serving as the head coach at Davidson Day High School in Davidson, N.C. In both years at the helm, he guided the Patriots to the Elite Eight in the state tournament.

Prior to his time at Davidson Day, Justus served as the head boys' basketball coach at Woodberry Forest School in Woodberry, Va., from 2008-12. During his time at Woodberry Forest, he guided his team to the Virginia Prep League regular-season championship in 2010 while advancing to the Virginia Prep League championship game in consecutive years, a first in more than two decades.

Justus has spent time in college basketball as an assistant coach at Elon University from 2004-08, where he helped guide the Phoenix to a Northern Division title in 2006 and the Southern Conference championship game in 2008.

A 2004 graduate of UNC Wilmington, Justus helped the Seahawks as a student-athlete capture two Colonial Athletic Association titles, made three postseason appearances (NIT in 2001 and NCAAs in 2002 and 2003) and was team captain his senior season.



CHRIS WOOLARD
ASSOCIATE AD FOR
BASKETBALL OPERATIONS

Chris Woolard enters his fifth season as UK's associate athletics director for basketball operations.

Woolard serves on the athletics department's senior staff and brings a wealth of experience at both the school and conference levels.

He is involved with all aspects of the program and has an active role as a liaison between John Calipari and the basketball program with the campus and the Commonwealth.

Woolard joined the University of Kentucky staff after spending seven years at the Conference USA office where he was the associate commissioner for sports services.

At C-USA, Woolard's responsibilities focused extensively on the men's basketball programs as administrator and tournament director for the annual men's basketball championship. Woolard also served as the primary administrator for men's golf along with his duties to provide oversight to the C-USA Sports Services Department.

Prior to joining Conference USA, Woolard spent a year in private business after working eight years in the college basketball coaching ranks. He was an integral part of a highly successful Murray State men's basketball team from 1997-2003, serving as an assistant coach.

During Woolard's time at Murray State, the Racers won three conference championships and made three NCAA appearances. At MSU, he was the staff's lead recruiter and was also responsible for on-floor coaching, providing detailed opponent scouting reports and administrative duties such as academics, compliance, budget, scheduling, summer camps and team travel.

Woolard began his collegiate coaching career as a student assistant coach at UCLA. During his two years in Westwood, Calif., he was involved in recruiting, summer camps and also assisted with practice drills and scrimmages.

Prior to finishing his college career at UCLA, he studied at Washington State for two years and played one season as a member of the varsity basketball team at Chapman University.

A native of Carbondale, Ill., Woolard earned a bachelor's degree in history from UCLA in August 1997.



ROBERT HARRIS
ASST. STRENGTH AND
CONDITIONING COACH

Robert Harris is in his second season as the assistant strength and conditioning coach for the men's basketball team.

Harris came to the University of Kentucky after serving as an assistant strength and conditioning coach for football at the University of Arkansas.

Prior to his stint at Arkansas, Harris worked as an assistant strength and conditioning coach for the NFL's Cincinnati Bengals for three years. With the Bengals, Harris was responsible for assisting in the development of the programs and weight room operations.

He began his career as an intern with Kentucky's football strength and conditioning program in 2009, before joining the Velocity Sports Performance staff. With Velocity, he assisted head performance coaches with workouts and assisted with development programs for NFL draft prospects.

Harris then joined the staff as an intern with Ohio State's football program, assisting with the coordinating and implementation of strength training and conditioning programs for the Buckeyes.

He is certified as a Performance Enhancement Specialist by the National Academy of Sports Medicine, USA Weightlifting Club Coach, National Association of Speed and Explosion and Functional Movement Screen. He is also a certified Strength Abs Coach through the Collegiate Strength and Conditioning Coaches Association.

Harris is a 2009 graduate of Kentucky State University with a bachelor of arts in physical education. He earned a master's degree at Eastern Kentucky University in sports administration in 2010.

He and his wife, Maria, have two daughters, Anaya and Alaya.



WILL BARTON
DIRECTOR OF BASKETBALL
ADMINISTRATION

Will Barton is in his first season with the Kentucky men's basketball team as the director of basketball administration but his seventh overall season with the program. Barton previously served as the assistant director of operations during the 2014-15 campaign and as a student manager in his first five seasons.

As the director of basketball administration, Barton assists the associate athletic director for basketball operations with the day-to-day operations of the men's basketball team, including the operations of the budget, academics, travel, meals, ticketing and team managers.

Barton also assists with the direction and planning of men's basketball camps. He hires and supervises all camp counselors of UK's highly popular camps.

Prior to this season, Barton served as the assistant director of operations. In that role, Barton assisted the head and assistant coaches with daily practices, performed in-game duties to assist coaches, prepare players and maintain equipment, and oversaw summer camp preparations, including transporting equipment and apparel, instructing



participants on technique and skills, and camp retail management.

As a student, Barton was a vital member of the manager staff that went to Final Fours in 2011 and 2012, including the 2012 national championship.

Barton, a native of Lexington, graduated from UK in 2012 with a degree in business administration. He earned his master's in sports leadership in 2015 from Kentucky.



TIM ASHER
BASKETBALL VIDEO COORDINATOR

Tim Asher, a two-time winner of the Basketball Video Coordinator of the Year award, is in his 18th year as the Wildcats' basketball video coordinator after serving the previous 12 seasons as the team's traveling videographer.

Widely regarded among his peers as one of the hardest-working people in his field, Asher recently became the first two-time winner of the Basketball Video Coordinator of the Year honor – awarded annually to the video coordinator who displays innovation, determination, perseverance and technical skill – after winning the Collegiate Sports Video Association's pick for the 2014-15 season.

In his role, Asher oversees all of the basketball program's production, including maintaining the Wildcats' sophisticated editing system, managing the purchasing and implementation of new technologies, as well as overseeing the day-to-day operations of the UK men's basketball team's video needs. He is heavily involved in the design and integration of video throughout multiple UK athletic facilities, including the \$110 million makeover of Commonwealth Stadium.

Asher has also been the lead on the "This is Kentucky Basketball" coach's show, shooting all behind-the-scenes aspects as well as the majority of the Q&A's, "Inside the Play" segments and other features.

He has worked on the UK football team video staff for the past 29 years.

Asher started his own company, Idle Minds Productions, in 1987, which provides video services for various networks, documentaries and commercials. He's been employed as a freelance trainer and demo artist on non-linear video systems for Sony Corporation since 1995, served as a field production specialist for WLEX-TV, and as a producer/director and then production manager for WDKY-TV.

A native of Olive Hill, Ky., Asher earned his bachelor's degree in communications from Morehead State University where he began his career shooting 16mm film for the football team as well as video for the men's basketball program.

He and his wife, Cindy, have a 17-year-old daughter, Laura.



MARK EVANS
MEN'S BASKETBALL EQUIPMENT MANAGER

Mark Evans is in his third season as UK men's basketball head equipment manager. He previously spent four seasons as a student manager.

Evans oversees order and inventory for all UK men's basketball equipment needs. Those responsibilities include, but are not limited to, the management of the UK men's basketball equipment budget, inventory reports, fitting of the team and laundry.

As the head supervisor of the managers, Evans coordinates the scheduling of student managers for laundry hours, practice hours, offseason workouts, game day and road trips.

He also oversees Kentucky's locker rooms, practice gyms and other rooms within the Joe Craft Center.

Evans began his career as a student manager at Memphis for one season before transferring to Kentucky upon John Calipari's hiring.

Evans graduated from Kentucky in May of 2013 with degrees in business management and corporate communications. He earned a master's degree in sport leadership from UK in May 2014.

Evans is a native of Elmira, N.Y.



ERIC LINDSEY
ASSOCIATE DIRECTOR MEDIA RELATIONS

Eric Lindsey is in his eighth year working with Kentucky Athletics and his second season as the primary contact for UK's tradition-rich men's basketball program.

A native of Louisville, Ky., Lindsey has been an integral part of head coach John Calipari's support staff since taking over the management of CoachCal.com in 2011. His first season as the primary men's basketball communications contact came in 2014-15, when Kentucky made a historic run at a 40-0 season that culminated in a Final Four berth and a 38-1 overall record.

Lindsey is charged with managing the overall promotion efforts for Kentucky's men basketball program, which includes coordinating all needs with Calipari and the coaching staff, in addition to player availability. Kentucky's social media presence – under the direction of Lindsey – is regarded as one of the nation's leaders in popularity, ingenuity and creativity.

He also serves a vital role in production and content management for UK's official online home, UKathletics.com, in addition to serving as the media relations contact for the women's golf program.

Before joining Kentucky's media relations staff full time, Lindsey served as the editor of CoachCal.com from 2011-14. Lindsey managed all social media content and saw the site web traffic increase

by more than 400 percent. He worked directly with Calipari in providing exclusive content, while also assisting in the production of the New York Times Best Seller "Players First: Coaching From the Inside Out."

Lindsey, 29, took over CoachCal.com after a successful three-year stint as the assistant director of media relations and new media at UK. Lindsey conceptualized, directed and edited "Cat Scratches," the official blog of UK Athletics. It was a ground-breaking in-house feature platform produced by the athletics staff that quickly spread throughout collegiate athletics, with nearly all major athletics departments producing a similar platform since Lindsey's creation of Cat Scratches in 2009.

He also headed up Kentucky's initial social media push, serving as the main content editor for Kentucky's highly-popular Twitter account.

During his collegiate days, Lindsey began his passion for sports journalism as an acclaimed editor and writer of UK's award-winning, student-run, daily independent newspaper. He joined the UK media relations staff as an undergraduate assistant at the end of his senior year. Lindsey also served as an intern sports reporter with Lexington's Herald-Leader, primarily focusing on UK basketball, Olympic coverage and youth sports in the region.

A Magna Cum Laude graduate of Kentucky's print journalism program, Lindsey was honored in 2009 by the Kentucky Press Association as having written the Best College Sports Story, Best College Sports Column and Best Sports Feature in the state. He had a story place fourth nationally in the Associate Collegiate Press Newspaper Awards in 2009.

Lindsey and his fiancée, Stephanie Wurdock, reside in Lexington.



DEB MOORE
ASSISTANT DIRECTOR MEDIA RELATIONS

Deb Moore is in her ninth year as assistant media relations director at Kentucky and her fourth season working with the men's basketball program.

Moore also serves as the full-time media relations contact for Kentucky's nationally ranked volleyball team and the men's golf team.

Last season, Moore was elevated to coordinator of men's basketball game day media operations. Under the new role, Moore supervises the game-day table crew, all media relations game-day staff and oversees the credentialing for home games in Rupp Arena. In addition, Moore continues to assist in the day-to-day media relations effort for the men's basketball team, including overseeing interview requests for the student-athletes.

Under the direction of Moore, the Wildcats have garnered numerous national accolades. Last season she helped promote the historic 2015 Final Four team that became the first team in college basketball history to go 38-0. With Moore's promotional assistance, UK reeled in a plethora of awards for its players, including All-America honors for Willie Cauley-Stein and Karl-Anthony Towns.

In her third season with the Wildcats, she was



a part of the media relations effort for the 2014 national runner-up team and saw freshman Julius Randle earn All-America distinction. During her tenure with the team, 16 Wildcats have been selected by the NBA, including No. 1 overall selection Towns in 2015.

During the 2012 men's basketball championship season, Moore served as a secondary contact as Anthony Davis captured national player of the year accolades and UK brought home the school's eighth national title.

While working with the Kentucky volleyball team, Craig Skinner has led the Wildcats to 10 consecutive NCAA Tournament appearances, including Sweet 16 appearances in 2009, 2011 and 2013.

During her tenure at Kentucky, Moore has served as the media coordinator for two NCAA volleyball regionals, six NCAA volleyball first and second rounds, an NCAA softball super regional, two NCAA softball regionals, the 2013 SEC Softball Tournament, and the 2007 SEC Swimming and Diving Championships.

Since coming to UK, she has also worked with the men's tennis, women's golf, the swimming and diving teams, football, and softball.

Prior to her arrival in Lexington, Moore earned a bachelor's degree in journalism/mass communication from St. Bonaventure University. While at SBU, Moore served as the media coordinator for the 2006 Atlantic 10 Swimming and Diving Championships, where the Bonnies captured the men's title for the first time in nearly a decade.

In the summer of 2005, Moore interned with the public relations staff of the WNBA's Washington Mystics.

Moore completed a master's of science degree in kinesiology and health promotion with an emphasis in sport leadership from the University of Kentucky in December of 2011. The Fredericksburg, Va., native is a member of the College Sports Information Directors of America and the United States Basketball Writers Association. She is the daughter of Dave and Jodi Moore, and has one sister, Kate, who is a 2013 graduate of Kentucky.



DEWAYNE PEEVY

DEPUTY ATHLETICS DIRECTOR

DeWayne Peevy is in his eighth year at the University of Kentucky and his third as the deputy director of athletics.

Peevy, who joined UK in August 2008, plays a prominent role in the day-to-day administration of Kentucky's 22-sport intercollegiate athletics program, assisting UK Athletics Director Mitch Barnhart with strategic planning, key fund-raising and public relations initiatives. Peevy also oversees the men's basketball program, the K Fund development office and is the liaison to the Southeastern Conference and SEC Network offices.

Upon his hiring, Peevy oversaw both the media relations department and the award-winning Kentucky sports publication department while serving as the primary media contact for the nationally renowned men's basketball team.

In 2010, Peevy was promoted to senior associate athletic director for communications and assumed oversight over the marketing and sports video departments.

During the spring of 2012, he was promoted to executive associate athletic director for external operations concluding his time as the primary media contact for men's basketball while adding supervision of the K Fund development office and men's basketball liaison duties. He still supervised the media relations, marketing, publications and sports video departments until his promotion to deputy athletics director in 2013.

The Birmingham, Ala., native also served on the NCAA Division I Men's Basketball Final Four Media Coordination Committee through the 2013 NCAA Championship and he previously served as the sports information director representative on the board of the United States Basketball Writers Association.

Peevy came to UK after spending eight years at the Southeastern Conference. He was responsible for the day-to-day publicity of SEC men's basketball. A graduate of the University of Montevallo, Peevy served as the media director of the SEC Men's Basketball Tournament from 2004-08.

Prior to his time at the SEC, Peevy spent nearly three years at his alma mater where he oversaw and handled all media and promotional operations for all nine varsity sports. He received six national publication awards from the College Sports Information Directors of America at Montevallo.

Peevy also served as the assistant information director at the Gulf South Conference from September 1996 to October 1997.

Peevy received his bachelor of business administration degree in accounting from the University of Montevallo in 1996.

He and his wife, Allison, have two children, Kaitlyn, 15, and Braden, 8.



LUNETHA PRYOR

ADMINISTRATIVE ASSISTANT TO THE HEAD COACH

Lunetha Pryor begins her seventh season with the University of Kentucky men's basketball team and her 16th season as UK head coach John Calipari's administrative assistant.

Pryor works closely with Chris Woolard, associate athletic director for basketball operations, in coordinating Coach Calipari's calendar and assists Coach Calipari with all of his travel and recruiting responsibilities.

Pryor is also in charge of coordinating all of Coach Calipari's autograph requests in addition to the ticket requests that the basketball office receives and those of the coaching staff. She also worked for the University of Memphis in athletics.

A Memphis native, Pryor has one daughter, Kia Symone.



CHRIS SIMMONS

HEAD ATHLETIC TRAINER

Chris Simmons is in his seventh season as head athletic trainer for men's basketball at the University of Kentucky. He reached the mountaintop in his third year in Lexington, assisting Kentucky to its eighth national championship.

Under Simmons' guidance, 30 players have been selected in the NBA Draft, four NBA No. 1 overall selections and 15 NBA lottery picks.

Simmons has been on the bench of five NCAA Final Four appearances, including three national championship game appearances and the historic 2014-15 team that became the first team in college basketball to start a season 38-0.

Simmons was a member of a Tiger staff that helped direct Memphis to three consecutive record-setting seasons. In his first season, Memphis posted a 33-4 overall record, won the Conference USA regular season and tournament titles and advanced to the NCAA Elite Eight.

En route to the 2008 national championship game, Simmons' quick work on Derrick Rose's cut above his eye suffered in the NCAA South Regional semifinal game against Michigan State aided the Tigers' postseason run. Rose finished the Michigan State game and had a tremendous performance against Texas in the South Regional final to claim the NCAA Men's Basketball South Regional MVP honor.

Prior to his time at Memphis, he spent the 2005-06 basketball season as head athletic trainer/coordinator of basketball operations with the Arkansas RimRockers of the NBA Development League.

No stranger to the Southeastern Conference, Simmons earned his master's degree in 2004 from the University of Arkansas. During his tenure with the Razorbacks, he served as a graduate assistant athletic trainer with football.

Simmons is a 2002 graduate of the University of Memphis with his bachelor's degree and a certified member of the National Athletic Trainers' Association and National Academy of Sports Medicine.



MICHAEL STONE

DIRECTOR OF ACADEMIC SERVICES

Michael Stone, director of academic services, is entering his 18th year working with student-athletes in the Center for Academic and Tutorial Services and his 15th year working with the men's basketball team.

Stone, a native of Clay City, Ky., has made a positive impact on the Kentucky men's basketball program during his tenure. A tireless worker, Stone has assisted current and former student-athletes in their academic responsibilities and post-graduation aspirations. He has been instrumental in the recent success of the Wildcats in the classroom.



2015-16 KENTUCKY MEN'S BASKETBALL

SUPPORT STAFF

In addition to his responsibilities with the men's basketball program, Stone serves as the academic counselor for Kentucky's baseball team.

As the Wildcats made history during the 2014-15 season by becoming the first team in college basketball history to start a season 38-0, the Wildcats took care of business in the classroom as 12 of UK's 16 players made the SEC Academic Honor Roll, a school record.

In 2014, Kentucky had nine basketball players earn the distinction, and Sam Malone earned the Elite 69 Award, which honors the player with the highest cumulative grade-point average at the Final Four. The Wildcats maintained a 3.0 GPA in both semesters during that Final Four run.

In 2012-13, 12 men's basketball players posted a 3.0 or better grade-point average, while the team finished with a combined GPA of 3.23 for the 2013 year. UK had a 3.4 in the 2013 spring semester – the highest mark of the John Calipari era. The basketball team's 3.4 GPA in the spring was the highest among all men's sports at UK that year.

Stone has helped 61 men's basketball student-athletes earn SEC Academic Honor Roll honors during his time with the program. Prior to Stone's tenure with the men's basketball staff, 29 total student-athletes had earned All-SEC Academic honors, dating back to 1962.

Twice, as recently as 2015, the UK men's basketball team has received an NCAA Academic Progress Rate recognition award for placing in the top 10 percent of the nation's Division I's men's basketball APR scores. During the John Calipari era, UK has posted one-year APR scores on 979 in 2009-10, 979 in 2010-11, 977 for the 2011-12 national championship season and 1,000 in each of the past two seasons. The NCAA's APR provides a real-time look at a team's academic success by the progress of each student-athlete on scholarship. The NCAA postseason cutoff score is 930.

In addition to his duties as an academic counselor, Stone supervises the CATS study hall as well as oversees the nightly functions of the CATS facility.

Stone is an active member of the National Association of Academic Advisors for Athletics. He has served as the Region II Representative for the Student-Athlete Recognition Committee, which honors student-athletes who have overcome great obstacles to achieve academic success while participating in intercollegiate athletics.

Stone received both a B.S. in economics and a B.B.A. in marketing (1997), as well as his master's in sports management (2002) from UK.



Metz Camfield
Editor
CoachCal.com



Linda Carmack
Men's Basketball Administrative Assistant



Ryan Clark
Student Athletic Trainer



Shane Fannin
Director of Sports Video



Greg Gorham
Video Producer/
Director



Stephanie Guy
Media Relations Office Coordinator



Jake Most
Assistant Media Relations Director



Allie Schick
Men's Basketball Assistant



Chet White
Director of Photography



Darren Johnson, M.D.
Orthopaedic Team Physician



Scott Mair, M.D.
Orthopaedic Team Physician



Kyle Smoot, M.D.
Head Team Physician



Rob Hosey, M.D.
Associate Head Team Physician



Charles Higginbotham
Committee of 101 President



Patrick Whitmer
Public Address Announcer



Marcia Stone
Statistics Director



Kenny Bourne
Official Scorer



Donnie Adkins
Shot Clock



Mike Rogers
Scoreboard



TEAM MANAGERS - Back row left to right: Randy Gregory, Michael Elgin, Michael Stump, Travis Branham and Brian McGee. Front Row: Brady Kennedy, Mark Evans and Blake Perkins. Not Pictured: Johnny Moran & Michael Boorman.



MITCH BARNHART

ATHLETICS DIRECTOR • 14TH SEASON • OTTAWA, 1981



Mitch Barnhart was named NCAA Division I Athletics Director of the Year in the same athletic year that Kentucky completed its lofty 15 by 15 Plan.

Mitch Barnhart, University of Kentucky Director of Athletics, is being recognized as one of the best in the nation in his profession.

Barnhart was named NCAA Division I Athletics Director of the Year, one of four Division I ADs selected for the honor, in June at the annual convention of the National Association of Collegiate Directors of Athletics.

A month earlier, Barnhart was one of four finalists for the Athletics Director of the Year as chosen by the SportsBusiness Journal. And, in February, Barnhart received the Sports Business Award from the Bluegrass Sports Commission.

It is no coincidence that Barnhart's multiple accolades came in the same year as the completion of his 15 by 15 by 15 Plan, an ambitious blueprint set in 2008 in which Kentucky would rank in the nation's top 15 athletic programs and win 15 conference or national championships by 2015. At the same time, Barnhart set a goal of a 3.0 composite grade-point average for UK student-athletes and an even greater commitment to community service by Wildcat

athletes and staff. All of the goals presented bold, unprecedented challenges for UK Athletics.

The academic goal was first achieved in the spring semester of 2010 and has an active streak of six consecutive 3.0 semesters, hitting a peak in spring 2014 with a school-record 3.218 composite GPA. Community service has risen to more than 4,000 hours annually and includes outreach to the Lexington area, the Commonwealth of Kentucky and as far away as Ethiopia.

The Directors' Cup objective was reached a year early when UK checked in at a school-record No. 11 in the 2013-14 national all-sports standings. The Wildcats followed with a No. 22 ranking in 2014-15, marking the third consecutive year that UK landed in the Top 25 and the three highest rankings in school history.

The final goal was reached in March when UK men's basketball claimed the Southeastern Conference Tournament title, the 15th championship won by Wildcat athletes since 2008.

Reaching the peaks of the 15 by 15 by 15 Plan didn't happen overnight and it didn't happen by accident, either. It was the result of a steady, methodical process which Barnhart began upon his arrival at Kentucky in 2002.

Barnhart started by providing funds for full coaching staffs and scholarship allotments for all 22 UK sports.

Next, Barnhart constructed new facilities, including the Joe Craft Center; new stadiums for track and field, softball and soccer; the UK Golf House; and the Wildcat Coal Lodge dormitory. Currently, Commonwealth Stadium is completing major renovations and a new football practice/ office complex is underway. A new baseball stadium and indoor tennis facility are on the drawing board. All totaled, Barnhart has completed or is in the process of approximately \$297 million of facility construction.

Additional achievements have occurred on and off the field under Barnhart's guidance. UK athletes have set records for graduation rates and maintained a perfect mark in the 11-year history of the NCAA Academic Progress Rate. In the arenas of competition, records have been achieved for winning conference championships and two Wildcat teams -- rifle in 2011 and men's basketball in 2012 -- have earned national championships.

Even with the department's growth and the increasingly competitive nature of college sports, UK Athletics has remained financially self-sufficient under Barnhart's management, operating with a balanced budget and with the help of no state or University funds. Seeing pressing facility needs on campus as well, Barnhart has made a \$65 million commitment for athletics to fund nearly two-thirds of the new Academic Science Building. He also directs an annual \$1.7-million contribution to the University's scholarship program. Millions more dollars

from the athletics budget stay on campus each year through athletic scholarship payments, administrative support payments, merchandise royalties, and other avenues.

The influence of the UK AD extends beyond the borders of campus and the fields of competition. Barnhart has served on numerous national committees and currently is a member of the NCAA Division I Management Council, is chairman of the NCAA Competition Oversight Committee and is on the SEC Network Content Committee.

Barnhart's legacy at UK includes helping develop administrators who have gone on to become athletics directors at nationally prominent universities, including Greg Byrne of Arizona, Mark Coyle at Syracuse, Rob Mullens at Oregon and Scott Stricklin at Mississippi State.

Barnhart arrived at UK from Oregon State, where he served four successful years (1998-2002) as athletics director. Before OSU, he worked in athletics administration posts at Tennessee (1986-98), Southern Methodist University (1983-86), Oregon (1983) and San Diego State (1982-83).

Barnhart is a native of Kansas City, Kan. He earned his bachelor's degree from Ottawa University (Kansas) in 1981 and a master's in sports administration from Ohio University.

In addition to the extraordinary achievements of his work world, reaching new heights is also a theme of his personal life. An avid mountain climber, Barnhart has scaled Mount Kilimanjaro, the highest mountain in Africa, along with two of the most challenging peaks in the United States, Mount Rainier in Washington and the Grand Teton in Wyoming. Active in community service, Barnhart is on the national advisory board of K-Love Radio.

Barnhart's family includes his wife, Connie; three children, Blaire, Scott, and Kirby Willoughby; Kirby's husband, McKenzie, and a grandson, Cooper.



Mitch Barnhart was named one of four NCAA Division I athletics directors of the year in 2014-15.



DR. ELI CAPILOUTO

PRESIDENT • FIFTH YEAR



Dr. Eli Capilouto became the 12th President of the University of Kentucky on July 1, 2011.

As President, Dr. Capilouto has intently engaged with university and community stakeholders to renew our founding mission and vision as a public, Flagship, Land-Grant and Research University. This covenant with the Commonwealth calls upon the University of Kentucky to be a guidepost for the state through a multi-faceted mission of teaching, research, service and health care.

To embolden the institution's enduring legacy, Dr. Capilouto has led a process to enrich UK's academic experience by increasing institutional investments in merit-based financial aid and expanding the University Honors Program. Because of his priorities, the University has enrolled 289 National Merit, National Achievement and National Hispanic Scholars in the last three years – tripling the number of incoming Scholars.

Since Dr. Capilouto's arrival, UK has initiated more than 89 projects and \$1.7 billion in ongoing and approved capital construction to rapidly enhance and expand the college experience on the University campus.

Under his leadership, the University engaged in an innovative public/private partnership to revitalize the core of campus and create modern living/learning communities. Thus far, 12 new residence halls have been completed or are underway – a total investment of \$348 million by our private partner, EdR. In addition to the investment in the residential core, the University is self-financing and partnering

on major capital projects essential to its academic and financial future: a \$65 million renovated and expanded Gatton College of Business and Economics supported by donors and private philanthropy; a new \$110 Academic Science Building financed, in part, through a \$65 million partnership with UK Athletics; and a \$120 million revitalized Commonwealth Stadium funded with Athletics revenue; a new football training complex financed by philanthropy; a \$175 million renovation and expansion of the Student Center; \$150 million to continue the fit-out of Chandler Hospital; a new home for the School of Art and Visual Studies; a new \$265 million multi-disciplinary health sciences research facility in partnership with the state; and the renewal of the College of Law in partnership with donors and the state.

Research at the University of Kentucky is a dynamic enterprise encompassing a full spectrum of academic inquiry, including the humanities, social sciences, traditional scholarship and emerging technologies. UK's research faculty, staff and students are establishing UK as one of the nation's most prolific public research universities in the nation. In 2013, UK's Markey Cancer Center was designated as a National Cancer Center by the National Cancer Institute; placing UK among an elite group of 22 research universities with the triple crown of federal research awards: NCI-designation, the Clinical and Translational Sciences Award and a federally supported Alzheimer's Disease Center.


Essential to the service mission of the University of Kentucky is the advanced patient care and outreach provided by UK HealthCare. As the flagship academic-medical center in the region, UK serves patients through a network of health care professionals around the Commonwealth while providing acute, sub-specialty medical care at UK Chandler Hospital. In 2013, UK HealthCare was distinguished as a Top Performer by the Joint Commission, the largest medical accreditation body in the nation, and won a Rising Star Award from the University Health System Consortium.

Under his leadership, the \$3.0 billion flagship university for the Commonwealth has gained significant momentum in fulfilling its broad and visionary mission. In doing so, President Capilouto has invested considerable time in building partnerships with external stakeholders, as well as new and enduring commitments from donors and friends of the institution.

A native of Montgomery, Alabama, Dr. Capilouto previously served as Provost of the University of Alabama-Birmingham (UAB) and Dean of the UAB School of Public Health. Dr. Capilouto holds several undergraduate and graduate degrees from schools within the University of Alabama system, and a Doctorate in Health Policy and Management from Harvard University. He and his wife, Dr. Mary Lynne Capilouto (D.M.D.) a former Dean of the UAB School of Dentistry, have one daughter.

UNIVERSITY OF KENTUCKY BOARD OF TRUSTEES

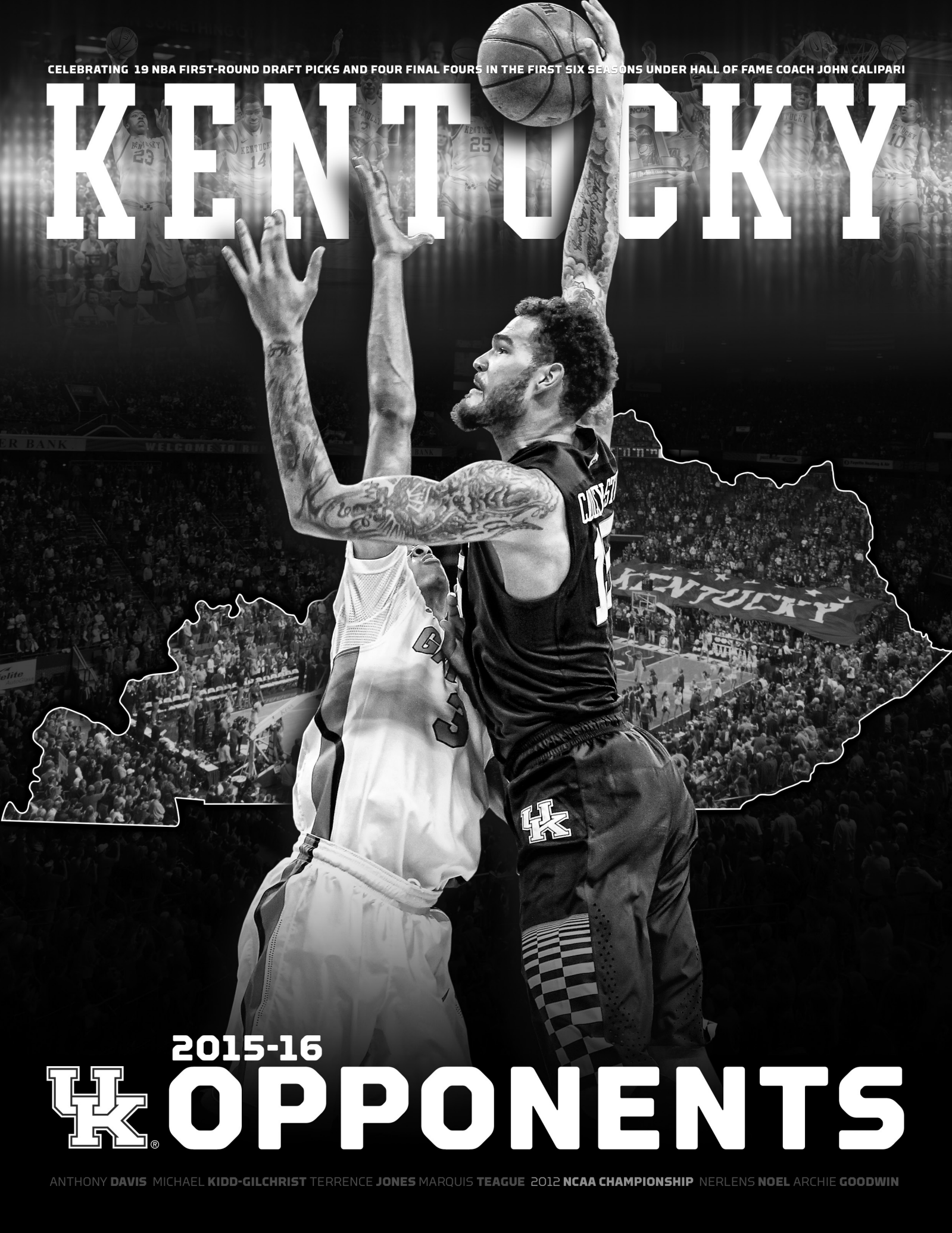
- C.B. Akins, Sr, Vice Chair
- Claude A. "Skip" Berry, III
- James H. Booth
- William C. Britton
- Edward Britt Brockman, Chair
- Sheila Brothers
- Mark P. Bryant
- Angela L. Edwards
- William Stamps Farish, Jr.
- Oliver Keith Gannon
- Carol Martin "Bill" Gatton
- Cammie DeShields Grant
- Robert Grossman
- David V. Hawpe
- Kelly Sullivan Holland, Secretary
- Terry Mobley
- Austin M. Mullen
- C. Frank Shoop
- Robert D. Vance
- John F. Wilson
- Barbara Young



In Dr. Eli Capilouto's first year as UK president, he watched the 2011-12 Wildcats win a national championship.

CELEBRATING 19 NBA FIRST-ROUND DRAFT PICKS AND FOUR FINAL FOURS IN THE FIRST SIX SEASONS UNDER HALL OF FAME COACH JOHN CALIPARI

KENTUCKY



2015-16

UK OPPONENTS

ANTHONY DAVIS MICHAEL KIDD-GILCHRIST TERRENCE JONES MARQUIS TEAGUE 2012 NCAA CHAMPIONSHIP NERLENS NOEL ARCHIE GOODWIN



2015-16 OPPONENTS

ALABAMA CRIMSON TIDE



Location..... Tuscaloosa, Ala.
Enrollment 36,511
Conference SEC
Colors Crimson and White
Arena Coleman Coliseum (15,383)
Head Coach Avery Johnson
Record at School/Yrs/Yrs 0-0/First season
Overall Record/Yrs/Yrs 0-0/First season
2014-15 Record (Conference) 19-15 (8-10)
2015 NCAA Postseason NIT Second Round
SID Aaron Jordan
SID Phone 205.348.6084
SID Email ajordan@ia.ua.edu
Website rolltide.com
Series UK leads 105-37
In Lexington UK leads 55-10
In Tuscaloosa UK leads 29-23
At Neutral sites UK leads 21-4
Current Win Streak UK, Three games
Longest UK Win Streak 15 games
Longest UA Win Streak Two (Seven times)
Largest UK Win (42) 74-32 (2/14/1949)
Largest UA Win (24) 101-77 (2/25/1956)
John Calipari vs. Alabama 8-3
UK vs. Avery Johnson 0-0
Last Meeting UK, 55-48 (3/14/2014)

Saturday, Jan. 9.....6 p.m. ET (SEC Network)
Tuscaloosa, Ala. Coleman Coliseum
Tuesday, Feb. 23 7 p.m. ET (ESPN/ESPNU/SEC Network)
Lexington, Ky..... Rupp Arena

ARKANSAS RAZORBACKS



Location..... Fayetteville, Ark.
Enrollment 26,300
Conference SEC
Colors Cardinal and White
Arena Bud Walton Arena (19,200)
Head Coach Mike Anderson
Record at School/Yrs 86-48/Fifth season
Overall Record/Yrs 286-146/13 years
2014-15 Record (Conference) 27-9 (13-5)
2015 NCAA Postseason NCAA, Third Round
SID David Beall
SID Phone 479.575.3114
SID Email jdb048@uark.edu
Website ArkansasRazorbacks.com
Series UK leads 27-11
In Lexington UK leads 13-3
In Fayetteville.....Arkansas leads 7-6
At Neutral sites UK leads 8-1
Current Win Streak UK, Two games
Longest UK Win Streak 10 games
Longest UA Win Streak Three games
Largest UK Win (37) 76-39 (12/13/1948)
Largest UA Win (17) 105-88 (1/25/1992)
John Calipari vs. Arkansas 7-6
UK vs. Mike Anderson 4-4
Last Meeting UK, 78-63 (3/15/15)

Thursday, Jan. 21 7 p.m. ET (ESPN/ESPN2)
Fayetteville, Ark..... Bud Walton Arena

ALBANY GREAT DANES



Location..... Albany, N.Y.
Enrollment 12,878
Conference American East
Colors Purple and Gold
Arena SEFCU Arena (4,538)
Head Coach Will Brown
Record at School/Yrs 215-215/15th season
Overall Record/Yrs 215-215/15th season
2014-15 Record (Conference) 24-9 (15-1)
2015 NCAA Postseason NCAA Second Round
SID Brooke Rayder
SID Phone 518.442.5733
SID Email brayder@albany.edu
Website ualbanyosports.com
Series First meeting
In Lexington n/a
In Albany n/a
At Neutral sites n/a
Current Win Streak n/a
Longest UK Win Streak n/a
Longest Albany Win Streak n/a
Largest UK Win n/a
Largest Albany Win n/a
John Calipari vs. Albany 0-0
UK vs. Will Brown 0-0
Last Meeting n/a

Friday, Nov. 137 p.m. ET (SEC Network)
Lexington, Ky..... Rupp Arena

AUBURN TIGERS



Location..... Auburn, Ala.
Enrollment 25,912
Conference SEC
Colors Burnt Orange and Blue
Arena Auburn Arena (9,121)
Head Coach Bruce Pearl
Record at School/Yrs/Yrs 15-20/Second season
Overall Record/Yrs/Yrs 477-165/20 years
2014-15 Record (Conference) 15-20 (4-14)
2015 NCAA Postseason None
SID Chuck Gallina
SID Phone 334.844.9784
SID Email chuckg@auburn.edu
Website auburntigers.com
Series UK leads 91-17
In Lexington UK leads 46-2
In Auburn UK leads 30-13
At Neutral sites UK leads 15-2
Current Win Streak UK, 18 games
Longest UK Win Streak 18 games
Longest AU Win Streak Two (Four times)
Largest UK Win (66) 84-18 (2/28/1947)
Largest AU Win (19) 88-69 (2/20/65); 82-63 (1/13/1994)
John Calipari vs. Auburn 8-0
UK vs. Bruce Pearl 11-4
Last Meeting Kentucky, 91-67 (3/14/2015)

Saturday, Jan. 16..... 4 p.m. ET (ESPN/ESPN2)
Auburn, Ala..... Auburn Arena

ARIZONA STATE SUN DEVILS



Location..... Tempe, Ariz.
Enrollment 76,771
Conference Pac-12
Colors Maroon and Gold
Arena Wells Fargo Arena (10,734)
Head Coach Bobby Hurley
Record at School/Yrs/Yrs 0-0/First season
Overall Record/Yrs/Yrs 42-20/Two years
2014-15 Record (Conference) 18-16 (9-9)
2015 NCAA Postseason NIT Second Round
SID Doug Tammara
SID Phone 480.965.5799
SID Email tammara@asu.edu
Website thesundevils.com
Series UK leads 3-0
In Lexington UK leads 1-0
In Tempe..... Never met
At Neutral sites UK leads 2-0
Current Win Streak UK, Three games
Longest UK Win Streak Three games
Longest ASU Win Streak n/a
Largest UK Win (26) 94-68 (12/14/1991)
Largest ASU Win n/a
John Calipari vs. Arizona State 0-1
UK vs. Bobby Hurley 1-0
Last Meeting UK, 82-65 (11/25/2002)

Saturday, Dec. 12..... 3:15 p.m. ET (ESPN)
Lexington, Ky..... Rupp Arena

BOSTON TERRIERS



Location..... Boston, Mass.
Enrollment 16,512
Conference Patriot League
Colors Scarlet and White
Arena Agganis Arena (7,200)
Head Coach Joe Jones
Record at School/Yrs/Yrs 70-57/Fifth season
Overall Record/Yrs/Yrs 156-165/11 years
2014-15 Record (Conference) 13-17 (9-9)
2015 NCAA Postseason n/a
SID Scott Ellis
SID Phone 617.353.2163
SID Email msellis@bu.edu
Website GoTerriers.com
Series UK leads 4-0
In Lexington UK leads 4-0
In Boston n/a
At Neutral sites n/a
Current Win Streak UK, Four games
Longest UK Win Streak Four games
Longest Boston Win Streak n/a
Largest UK Win (41) 90-49 (12/10/94)
Largest Boston Win n/a
John Calipari vs. Boston 6-1
UK vs. Joe Jones 1-0
Last Meeting UK, 89-65 (11/21/14)

Tuesday, Nov. 249 p.m. ET (SEC Network)
Lexington, Ky..... Rupp Arena



**DUKE
BLUE DEVILS**



Location..... Durham, N.C.
Enrollment 6,504
Conference..... ACC
Colors Duke Blue and White
Arena..... Cameron Indoor Stadium (9,314)
Head Coach Mike Krzyzewski
Record at School/Yrs/Yrs 945-251/36th season
Overall Record/Yrs/Yrs 1,018-310/40 years
2014-15 Record (Conference) 35-4 (15-3)
2015 NCAA Postseason NCAA Champions
SID Cory Walton
SID Phone..... 919.668.1712
SID Email cwalton@duaa.duke.edu
Website GoDuke.com
Series..... UK leads 11-9
In Lexington..... UK leads 5-1
In Durham Tied 1-1
At Neutral sites Duke leads 7-5
Current Win Streak Duke, Three games
Longest UK Win Streak Six games
Longest Duke Win Streak Four games
Largest UK Win (22) 98-76 (12/20/1969)
Largest Duke Win (25) 80-55 (11/19/1988)
John Calipari vs. Duke 0-2
UK vs. Mike Krzyzewski 1-4
Last Meeting Duke, 75-68 (11/13/2012)

Tuesday, Nov. 17 7:30 p.m. ET (ESPN)
 Chicago United Center

**GEORGIA
BULLDOGS**



Location..... Athens, Ga.
Enrollment 34,197
Conference..... SEC
Colors Red and Black
Arena..... Stegeman Coliseum (10,523)
Head Coach Mark Fox
Record at School/Yrs 106-89/Seventh season
Overall Record/Yrs 229-132/11 years
2014-15 Record (Conference) 21-12 (11-7)
2015 NCAA Postseason NCAA Round of 64
SID Mike Mobley
SID Phone..... 706.548.0858
SID Email mmobley@sports.uga.edu
Website georgiadogs.com
Series..... UK leads 119-26
In Lexington..... UK leads 58-5
In Athens UK leads 41-17
At Neutral sites UK leads 20-3
Current Win Streak UK, Four games
Longest UK Win Streak 20 games
Longest UGA Win Streak Three games
Largest UK Win (77) 143-66 (2/27/1956)
Largest UGA Win (15) 106-91 (1/3/1990)
John Calipari vs. Georgia 9-2
UK vs. Mark Fox 9-3
Last Meeting Kentucky, 72-64 (3/3/2015)

Tuesday, Feb. 9 9 p.m. ET (ESPN/ESPNU)
 Lexington, Ky. Rupp Arena

**EASTERN KENTUCKY
COLONELS**



Location..... Richmond, Ky.
Enrollment 16,454
Conference..... Ohio Valley
Colors Maroon and White
Arena..... McBrayer Arena (6,500)
Head Coach Dan McHale
Record at School/Yrs/Yrs 0-0/First season
Overall Record/Yrs/Yrs 0-0/First season
2014-15 Record (Conference) 21-12 (11-5)
2015 NCAA Postseason CIT Quarterfinals
SID Kevin Britton
SID Phone..... 859.358.8359
SID Email kevin.britton@eku.edu
Website EKUSports.com
Series..... UK leads 11-0
In Lexington..... 10-0
In Richmond..... Tied 1-1
At Neutral sites UK leads 1-0
Current Win Streak UK, 11 games
Longest UK Win Streak 11 games
Longest EKU Win Streak n/a
Largest UK Win (35) 99-64 (11/17/1998)
Largest EKU Win n/a
John Calipari vs. Eastern Kentucky 2-0
UK vs. Dan McHale 0-0
Last Meeting Kentucky, 82-49 (12/7/2014)

Wednesday, Dec. 9 7 p.m. ET (ESPN2)
 Lexington, Ky. Rupp Arena

**ILLINOIS STATE
REDBIRDS**



Location..... Normal, Ill.
Enrollment 20,271
Conference..... Missouri Valley
Colors Red and White
Arena..... Doug Collins Court at Redbird Arena (10,200)
Head Coach Dan Muller
Record at School/Yrs/Yrs 58-44/Fourth season
Overall Record/Yrs/Yrs 58-44/Three years
2014-15 Record (Conference) 22-13 (11-7)
2015 NCAA Postseason NIT Second Round
SID John Tworck
SID Phone..... 309.438.3805
SID Email jdtwork@ilstu.edu
Website GoRedbirds.com
Series..... First meeting
In Lexington..... n/a
In Normal n/a
At Neutral sites n/a
Current Win Streak n/a
Longest UK Win Streak n/a
Longest Illinois State Win Streak n/a
Largest UK Win n/a
Largest Illinois State Win n/a
John Calipari vs. Illinois State 0-0
UK vs. Dan Muller 0-0
Last Meeting n/a

Monday, Nov. 30 7 p.m. ET (ESPN2)
 Lexington, Ky. Rupp Arena

**FLORIDA
GATORS**



Location..... Gainesville, Fla.
Enrollment 49,042
Conference..... SEC
Colors Orange and Blue
Arena..... Stephen C. O'Connell Center (11,548)
Head Coach Mike White
Record at School/Yrs/Yrs 0-0/First season
Overall Record/Yrs/Yrs 101-40/Four years
2014-15 Record (Conference) 16-17 (8-10)
2015 NCAA Postseason n/a
SID Denver Parler
SID Phone..... 352.375.4683 Ext. 6135
SID Email denverp@gators.ufl.edu
Website gatorzone.com
Series..... UK leads 97-37
In Lexington..... UK leads 49-9
In Gainesville..... UK leads 34-24
At Neutral sites UK leads 14-4
Current Win Streak UK, Three games
Longest UK Win Streak 18 games
Longest UF Win Streak Six games
Largest UK Win (56) 87-31 (3/4/1948)
Largest UF Win (19) 84-65 (3/9/2014)
John Calipari vs. Florida 12-5
UK vs. Mike White 0-0
Last Meeting Kentucky, 64-49 (3/13/2015)

Saturday, Feb. 6 4 p.m. ET (CBS)
 Lexington, Ky. Rupp Arena
 Tuesday, March 1 7 p.m. ET (ESPN)
 Gainesville, Fla. O'Connell Center

**KANSAS
JAYHAWKS**



Location..... Lawrence, Kan.
Enrollment 27,983
Conference..... Big 12
Colors Crimson and Blue
Arena..... Allen Fieldhouse (16,300)
Head Coach Bill Self
Record at School/Yrs/Yrs 352-77/13th season
Overall Record/Yrs/Yrs 559-183/22 years
2014-15 Record (Conference) 27-9 (13-5)
2015 NCAA Postseason NCAA Second Round
SID Chris Theisen
SID Phone..... 785.331.9356
SID Email theisen@ku.edu
Website KUathletics.com
Series..... UK leads 22-6
In Lexington..... UK leads 7-1
In Lawrence UK leads 7-4
At Neutral sites UK leads 8-1
Current Win Streak UK, Three games
Longest UK Win Streak 11 games
Longest KU Win Streak Three games
Largest UK Win (37) 100-63 (12/23/74)
Largest KU Win (55) 150-95 (12/9/1989)
John Calipari vs. Kansas 3-3
UK vs. Bill Self 4-3
Last Meeting Kentucky, 72-40 (11/18/2014)

Saturday, Jan. 30 2-7 p.m. ET (ESPN)
 Lawrence, Kan. Allen Fieldhouse



2015-16 KENTUCKY MEN'S BASKETBALL


OPPONENTS

KENTUCKY STATE THOROBREDS (EXH.)



Location..... Frankfort, Ky.
 Enrollment..... 2,025
 Conference..... Southern Intercollegiate
 Colors..... Green and Gold
 Arena..... Exum Center (2,750)
 Head Coach..... Antwain Banks
 Record at School/Yrs/Yrs..... 51-59/Fifth season
 Overall Record/Yrs/Yrs..... 51-59/4 years
 2014-15 Record (Conference)..... 9-18 (7-12)
 2015 NCAA Postseason..... n/a
 SID..... Matt Montavon
 SID Phone..... 502.597.6399
 SID Email..... matt.montavon@kysu.edu
 Website..... KSUThorbreds.com
 Series..... UK leads 1-0
 In Lexington..... UK leads 1-0
 In Frankfort..... n/a
 At Neutral sites..... n/a
 Current Win Streak..... UK, One game
 Longest UK Win Streak..... One game
 Longest KSU Win Streak..... n/a
 Largest UK Win..... (55) 118-63 (12/15/2001)
 Largest KSU Win..... n/a
 John Calipari vs. Kentucky State..... 0-0
 UK vs. Antwain Banks..... 0-0
 Last Meeting..... Kentucky, 118-63 (12/15/2001)

Friday, Nov. 6..... 6 p.m. ET (ESPNU)
 Lexington, Ky..... Rupp Arena



The 49th meeting between Kentucky and Louisville will take place, Saturday Dec. 26, 2015 in Rupp Arena.

LOUISVILLE CARDINALS



Location..... Louisville, Ky.
 Enrollment..... 22,000
 Conference..... ACC
 Colors..... Red and Black
 Arena..... KFC Yum! Center (22,000)
 Head Coach..... Rick Pitino
 Record at School/Yrs/Yrs..... 368-126/15th season
 Overall Record/Yrs/Yrs..... 722-254/30 years
 2014-15 Record (Conference)..... 27-9 (12-6)
 2015 NCAA Postseason..... NCAA Elite Eight
 SID..... Kenny Klein
 SID Phone..... 502.852.6581
 SID Cell..... 502.599.7865
 SID Email..... kenny@GoCards.com
 Website..... GoCards.com
 Series..... UK leads 33-15
 In Lexington..... UK leads 17-5
 In Louisville..... UK leads 12-8
 At Neutral sites..... UK leads 4-2
 Current Win Streak..... UK, Three games
 Longest UK Win Streak..... Five games
 Longest UL Win Streak..... Two (Six times)
 Largest UK Win..... (34) 91-57 (3/27/1948)
 Largest UL Win..... 85-51 (12/27/1986)
 Largest UK Win..... (18) 97-75 (12/31/1988)
 John Calipari vs. Louisville..... 13-6
 UK vs. Rick Pitino..... 11-5
 Last Meeting..... Kentucky, 58-50 (12/27/2014)

Saturday, Dec. 26..... Noon ET (CBS)
 Lexington, Ky..... Rupp Arena

LSU TIGERS



Location..... Baton Rouge, La.
 Enrollment..... 29,865
 Conference..... SEC
 Colors..... Purple and Gold
 Arena..... Pete Maravich Assembly Center (13,472)
 Head Coach..... Johnny Jones
 Record at School/Yrs..... 61-37/Fourth season
 Overall Record/Yrs..... 266-199/15 years
 2014-15 Record (Conference)..... 22-11 (11-7)
 2015 NCAA Postseason..... NCAA Second Round
 SID..... Kent Lowe
 SID Phone..... 225.578.8226
 SID Email..... clowe@lsu.edu
 Website..... LSUsports.net
 Series..... UK leads 86-25
 In Lexington..... UK leads 42-5
 In Baton Rouge..... UK leads 30-17
 At Neutral sites..... UK leads 14-3
 Current Win Streak..... UK, Two games
 Longest UK Win Streak..... 19 games
 Longest LSU Win Streak..... Three (Four times)
 Largest UK Win..... (47) 1278-80 (3/4/1995)
 Largest LSU Win..... (35) 76-41 (1/18/1987)
 John Calipari vs. LSU..... 8-1
 UK vs. Johnny Jones..... 4-1
 Last Meeting..... Kentucky, 71-69 (2/10/2015)

Tuesday, Jan. 5..... 9 p.m. ET (ESPN)
 Baton Rouge, La..... Pete Maravich Assembly Center
 Saturday, March 5..... 2 p.m. ET (CBS)
 Lexington, Ky..... Rupp Arena

MISSISSIPPI STATE BULLDOGS



Location..... Starkville, Miss.
 Enrollment..... 20,484
 Conference..... SEC
 Colors..... Maroon and White
 Arena..... Humphrey Coliseum (10,575)
 Head Coach..... Ben Howland
 Record at School/Yrs..... 0-0/First season
 Overall Record/Yrs..... 401-206/19 years
 2014-15 Record (Conference)..... 13-19 (6-12)
 2015 NCAA Postseason..... None
 SID..... Gregg Ellis
 SID Phone..... 662.325.3595
 SID Email..... gellis@athletics.msstate.edu
 Website..... MStateathletics.com
 Series..... UK leads 92-20
 In Lexington..... UK leads 46-5
 In Starkville..... UK leads 34-12
 At Neutral sites..... UK leads 12-3
 Current Win Streak..... UK, Eight games
 Longest UK Win Streak..... 17 games (Two times)
 Longest MSU Win Streak..... Three games
 Largest UK Win..... (44) 110-66 (2/11/1952)
 Largest MSU Win..... (13) 82-69 (2/16/1985)
 John Calipari vs. Mississippi St..... 7-0
 UK vs. Ben Howland..... 1-1
 Last Meeting..... Kentucky, 74-56 (2/25/15)

Tuesday, Jan. 12..... 7 p.m. ET (ESPN/SEC Network)
 Lexington, Ky..... Rupp Arena



MISSOURI TIGERS



Location.....Columbia, Mo.
Enrollment 35,050
Conference.....SEC
Colors Old Gold and Black
Arena.....Mizzou Arena (15,061)
Head Coach Kim Anderson
Record at School/Yrs.....9-23/Second season
Overall Record/Yrs/Yrs 283-118/13 years
2014-15 Record (Conference).....9-23 (3-15)
2015 NCAA Postseason.....n/a
SID.....Patrick Crawford
SID Phone.....573.882.2531
SID Email.....crawfordpa@missouri.edu
Website.....mutigers.com
Series.....UK leads 8-0
In Lexington.....UK leads 4-0
In Columbia.....UK leads 2-0
At Neutral sites.....UK leads 2-0
Current Win Streak.....UK, Eight games
Longest UK Win Streak.....Eight games
Longest Missouri Win Streak.....n/a
Largest UK Win.....(49) 86-37 (1/13/2015)
Largest Missouri Win.....n/a
John Calipari vs. Missouri.....5-2
UK vs. Kim Anderson.....2-0
Last Meeting.....UK, 69-53 (1/29/2015)

Wednesday, Jan. 279 p.m. ET (SEC Network)
 Lexington, Ky..... Rupp Arena

NJIT HIGHLANDERS



Location.....Newark, N.J.
Enrollment 10,646
Conference.....Atlantic Sun
Colors Red, White and Black
Arena.....Estelle and Zoom Fleisher Athletic Center (1,500)
Head Coach Jim Engles
Record at School/Yrs/Yrs.....91-124/Eighth season
Overall Record/Yrs/Yrs 91-124/Seven years
2014-15 Record (Conference).....21-12 (0-0)
2015 NCAA Postseason.....CIT Semifinals
SID.....Tim Camp
SID Phone.....973.596.8461
SID Email.....timothy.camp@njit.edu
Website.....njithighlanders.com
Series.....First meeting
In Lexington.....n/a
In Newark.....n/a
At Neutral sites.....n/a
Current Win Streak.....n/a
Longest UK Win Streak.....n/a
Longest NJIT Win Streak.....n/a
Largest UK Win.....n/a
Largest NJIT Win.....n/a
John Calipari vs. NJIT.....0-0
UK vs. Jim Engles.....0-0
Last Meeting.....n/a

Saturday, Nov. 14.....7 p.m. ET (SEC+)
 Lexington, Ky..... Rupp Arena

OHIO STATE BUCKEYES



Location.....Columbus, Ohio
Enrollment 58,322
Conference.....Big 10
Colors Scarlet and Gray
Arena.....Value City Arena (19,049)
Head CoachThad Matta
Record at School/Yrs/Yrs.....299-94/12th season
Overall Record/Yrs/Yrs 401-125/15 years
2014-15 Record (Conference).....24-11 (11-7)
2015 NCAA Postseason.....NCAA Third Round
SID.....Dan Wallenberg
SID Phone.....614.292.6861
SID Email.....wallenberg.1@osu.edu
Website.....ohiostatebuckeyes.com
Series.....UK leads 11-8
In Lexington.....UK leads 4-3
In Columbus.....UK leads 3-1
At Neutral sites.....Tied 4-4
Current Win Streak.....UK, Three games
Longest UK Win Streak.....Three games (twice)
Longest Ohio State Win Streak.....Three games
Largest UK Win.....(19) 95-76 (12/19/1958)
Largest Ohio State Win.....(16) 46-30 (1/2/1933)
John Calipari vs. Ohio State.....1-1
UK vs. Thad Matta.....1-0
Last Meeting.....Kentucky, 62-60 (3/25/2011)

Saturday, Dec. 19.....3:30 p.m. ET (CBS)
 Brooklyn, N.Y.....Barclays Center

OLE MISS REBELS



Location.....Oxford, Miss.
Enrollment 23,096
Conference.....SEC
Colors Cardinal Red and Navy Blue
Arena.....Tad Smith Coliseum (8,867)
Head Coach Andy Kennedy
Record at School/Yrs/Yrs.....192-114/Eighth season
Overall Record/Yrs/Yrs 223-127/Nine years
2014-15 Record (Conference).....21-13 (11-6)
2015 NCAA Postseason.....NCAA Second Round
SID.....Daniel Snowden
SID Phone.....662.915.7526
SID Email.....desnowde@olemiss.com
Website.....OleMisssports.com
Series.....UK leads 103-13
In Lexington.....UK leads 52-2
In Oxford.....UK leads 27-10
At Neutral sites.....UK leads 24-1
Current Win Streak.....UK, Six games
Longest UK Win Streak.....39 games
Longest OM Win Streak.....Two games
Largest UK Win.....(58) 116-58 (1/3/1952)
Largest OM Win.....(20) 37-17 (2/11/1927)
John Calipari vs. Ole Miss.....11-4
UK vs. Andy Kennedy.....10-2
Last Meeting.....Kentucky, 89-86 OT (1/6/2015)

Saturday, Jan. 2.....7 p.m. ET (SEC Network)
 Lexington, Ky..... Rupp Arena

OTTAWA BRAVES (EXH.)



Location.....Ottawa, Kan.
Enrollment 630
Conference.....KCAC
Colors Black and Gold
Arena.....Wilson Field House
Head Coach Aaron Siebenthal
Record at School/Yrs/Yrs.....16-12/Second season
Overall Record/Yrs/Yrs 16-12/One year
2014-15 Record (Conference).....16-12 (9-9)
2015 NCAA Postseason.....n/a
SID.....Katie Tooley
SID Phone.....785.248.2610
SID Email.....katie.tooley@ottawa.edu
Website.....ottawabraves.com
Series.....First meeting
In Lexington.....n/a
In Ottawa.....n/a
At Neutral sites.....n/a
Current Win Streak.....n/a
Longest UK Win Streak.....n/a
Longest Ottawa Win Streak.....n/a
Largest UK Win.....n/a
Largest Ottawa Win.....n/a
John Calipari vs. Ottawa.....0-0
UK vs. Aaron Siebenthal.....0-0
Last Meeting.....n/a

Monday, Nov. 2.....7 p.m. ET (SEC+)
 Lexington, Ky..... Rupp Arena

SOUTH CAROLINA GAMECOCKS



Location.....Columbia, S.C.
Enrollment 32,972
Conference.....SEC
Colors Garnet and Black
Arena.....Colonial Life Arena (18,000)
Head CoachFrank Martin
Record at School/Yrs.....45-54/Fourth season
Overall Record/Yrs 162-108/8 years
2014-15 Record (Conference).....17-16 (6-12)
2015 NCAA Postseason.....n/a
SID.....Emily Miles (Feeney)
SID Phone.....803.777.7743
SID Email.....efeeney@sc.edu
Website.....GamecocksOnline.com
Series.....UK leads 49-11
In Lexington.....UK leads 26-2
In Columbia.....UK leads 19-7
At Neutral sites.....UK leads 4-2
Current Win Streak.....UK, Two games
Longest UK Win Streak.....12 games
Longest USC Win Streak.....Two games
Largest UK Win.....(45) 126-81 (12/10/1979)
Largest USC Win.....(18) 77-59 (2/25/2009)
John Calipari vs. South Carolina.....11-2
UK vs. Frank Martin.....4-1
Last Meeting.....UK, 77-43 (2/14/2015)

Saturday, Feb. 13.....Noon ET (ESPN/ESPN2)
 Columbia, S.C.....Colonial Life Arena



SOUTH FLORIDA BULLS



Location Tampa, Fla.
Enrollment 45,074
Conference American Athletic
Colors Green and Gold
Arena USF Sun Dome (10,411)
Head Coach Orlando Antigua
Record at School/Yrs/Yrs 9-23/Second season
Overall Record/Yrs/Yrs 9-23/One year
2014-15 Record (Conference) 9-23 (3-15)
2015 NCAA Postseason n/a
SID Steven Schoon
SID Phone 813.974.4087
SID Email schoons@usf.edu
Website GoUSFBulls.com
Series First meeting
In Lexington n/a
In Tampa n/a
At Neutral sites n/a
Current Win Streak n/a
Longest UK Win Streak n/a
Longest USF Win Streak n/a
Largest UK Win n/a
Largest USF Win n/a
John Calipari vs. South Florida 9-1
UK vs. Orlando Antigua 0-0
Last Meeting n/a

Friday, Nov. 27 5 p.m. ET (ESPN)
Miami American Airlines Arena

UCLA BRUINS



Location Los Angeles
Enrollment 40,500
Conference Pac-12
Colors Blue and Gold
Arena Pauley Pavilion (13,800)
Head Coach Steve Alford
Record at School/Yrs/Yrs 50-23/Third season
Overall Record/Yrs/Yrs 435-229/20 years
2014-15 Record (Conference) 22-14 (11-7)
2015 NCAA Postseason NCAA Sweet 16
SID Alex Timiraos
SID Phone 310.206.0524
SID Email atimiraos@athletics.ucla.edu
Website UCLABruins.com
Series UK leads 7-4
In Lexington UK leads 2-0
In Los Angeles UK leads 1-0
At Neutral sites Tied 4-4
Current Win Streak UK, One game
Longest UK Win Streak Three games
Longest UCLA Win Streak Two games
Largest UK Win (39) 83-44 (12/20/2014)
Largest UCLA Win (7) 92-85 (3/31/1975)
John Calipari vs. UCLA 3-1
UK vs. Steve Alford 2-1
Last Meeting UK, 83-44 (12/20/2014)

Thursday, Dec. 3 9 p.m. ET (ESPN)
Los Angeles Pauley Pavilion

TENNESSEE VOLUNTEERS



Location Knoxville, Tenn.
Enrollment 27,410
Conference SEC
Colors Orange and White
Arena Thompson-Boling Arena (21,678)
Head Coach Rick Barnes
Record at School/Yrs/Yrs 0-0/First season
Overall Record/Yrs/Yrs 604-314/28 years
2014-15 Record (Conference) 16-16 (7-11)
2015 NCAA Postseason n/a
SID Tom Satkowiak
SID Phone 865.974.7501
SID Email tomsid@tennessee.edu
Website utsports.com
Series UK leads 151-67
In Lexington UK leads 90-16
In Knoxville UK leads 54-48
At Neutral sites UK leads 7-3
Current Win Streak UK, Two games
Longest UK Win Streak 20 games
Longest UT Win Streak Five (Two times)
Largest UK Win (61) 101-40 (3/12/1993)
Largest UT Win (30) 88-58 (2/16/2013)
John Calipari vs. Tennessee 12-5
UK vs. Rick Barnes 2-1
Last Meeting Kentucky, 66-48 (2/17/2015)

Tuesday, Feb. 2 7 p.m. ET (ESPN/ESPNU/SEC Network)
Knoxville, Tenn. Thompson-Boling Arena
Thursday, Feb. 18 7/8 p.m. ET (ESPN/ESPN2)
Lexington, Ky. Rupp Arena

VANDERBILT COMMODORES



Location Nashville, Tenn.
Enrollment 6,738
Conference SEC
Colors Black and Gold
Arena Memorial Gymnasium (14,316)
Head Coach Kevin Stallings
Record at School/Yrs 322-206/17th season
Overall Record/Yrs 436-269/22 years
2014-15 Record (Conference) 21-14 (9-9)
2015 NCAA Postseason NIT Quarterfinals
SID Andy Boggs
SID Phone 615.343.1847
SID Email andy.boggs@vanderbilt.edu
Website VUCommodores.com
Series UK leads 140-46
In Lexington UK leads 78-14
In Nashville UK Leads 55-28
At Neutral sites UK leads 7-4
Current Win Streak UK, Two games
Longest UK Win Streak 19 games
Longest VU Win Streak Four (Two times)
Largest UK Win (69) 98-29 (2/27/1947)
Largest VU Win (41) 93-52 (2/12/2008)
John Calipari vs. Vanderbilt 10-3
UK vs. Kevin Stallings 22-11
Last Meeting Kentucky, 65-57 (1/20/2015)

Saturday, Jan. 23 TBA (ESPN/ESPN2)
Lexington, Ky. Rupp Arena
Saturday, Feb. 27 4 p.m. ET (CBS)
Nashville, Tenn. Memorial Gymnasium

TEXAS A&M AGGIES



Location College Station, Texas
Enrollment 62,185
Conference SEC
Colors Maroon and White
Arena Reed Arena (12,989)
Head Coach Billy Kennedy
Record at School/Yrs/Yrs 70-61/Fifth season
Overall Record/Yrs/Yrs 281-240/16 years
2014-15 Record (Conference) 21-12 (11-7)
2015 NCAA Postseason NIT Second Round
SID Adam Quisenberry
SID Phone 979.862.5453
SID Email aquisenberry@athletics.tamu.edu
Website 12thman.com
Series UK leads 4-2
In Lexington UK leads 3-2
In College Station UK leads 2-0
At Neutral sites n/a
Current Win Streak UK, Three games
Longest UK Win Streak Two games (Twice)
Longest A&M Win Streak One game (Two times)
Largest UK Win (65) 83-18 (12/14/1946)
Largest A&M Win (12) 83-71 (1/12/2013)
John Calipari vs. Texas A&M 4-1
UK vs. Billy Kennedy 3-1
Last Meeting Kentucky, 70-64 2ot (1/10/2015)

Saturday, Feb. 20 TBA (ESPN/ESPN2)
College Station, Texas Reed Arena

WRIGHT STATE RAIDERS



Location Dayton, Ohio
Enrollment 17,779
Conference Horizon League
Colors Green and Gold
Arena Nutter Center (10,400)
Head Coach Billy Donlon
Record at School/Yrs 87-81/Sixth season
Overall Record/Yrs 87-81/Five years
2014-15 Record (Conference) 11-20 (3-13)
2015 NCAA Postseason n/a
SID Bob Noss
SID Phone 937.775.2816
SID Email robert.noss@wright.edu
Website wsuraiders.com
Series UK leads 3-0
In Lexington UK leads 2-0
In Dayton n/a
At Neutral sites UK leads 1-0
Current Win Streak UK, Three games
Longest UK Win Streak Three games
Longest WSU Win Streak n/a
Largest UK Win (28) 90-62 (12/9/1996)
Largest WSU Win n/a
John Calipari vs. Wright State 0-0
UK vs. Billy Donlon 0-0
Last Meeting Kentucky, 97-75 (11/23/1998)

Friday, Nov. 20 8 p.m. ET (SEC Network)
Lexington, Ky. Rupp Arena



POSTSEASON TOURNAMENT INFORMATION

2016 SEC TOURNAMENT



Dates

March 9-13 (Nashville, Tenn., Bridgestone Arena)

First Round • Wednesday, March 9

Game 1 - Seed #12 vs. Seed #13..... 7 p.m.
 Game 2 - Seed #11 vs. Seed #14..... 25 mins. after Gm. 1

Second Round • Thursday, March 10

Game 3 - Seed #9 vs. Seed #8..... 1 p.m.
 Game 4 - Gm. 1 Winner vs. Seed #5..... 25 mins. after Gm. 3
 Game 5 - Seed #10 vs. Seed #7 7 p.m.
 Game 6 - Gm. 2 Winner vs. Seed #6..... 25 mins. after Gm. 5

Quarterfinals • Friday, March 11

Game 7 - Gm. 3 Winner vs. Seed #1..... 1 p.m.
 Game 8 - Gm. 4 Winner vs. Seed #4..... 25 mins. after Gm. 7
 Game 9 - Gm. 5 Winner vs. Seed #2..... 7 p.m.
 Game 10 - Gm. 6 Winner vs. Seed #3..... 25 mins. after Gm. 9

Semifinals • Saturday, March 12

Game 11 - Gm. 7 Winner vs. Gm. 8 Winner 1 p.m.
 Game 12 - Gm. 9 Winner vs. Gm. 10 Winner 25 mins. after Gm. 11

Championship • Saturday, March 13

Game 13 - Gm. 11 Winner vs. Gm. 12 Winner 1 p.m.

All times are Eastern

2016 NCAA TOURNAMENT



First Four Games

March 15-16 (Univ. of Dayton Arena, Dayton, Ohio)

NCAA First & Second Rounds

March 17, 19 (Dunkin Donuts Center, Providence, R.I.)
 March 17, 19 (Wells Fargo Arena, Des Moines, Iowa)
 March 17, 19 (PNC Arena, Raleigh, N.C.)
 March 17, 19 (Pepsi Center, Denver)
 March 18, 20 (Barclays Center, Brooklyn, N.Y.)
 March 18, 20 (Scottrade Center, St. Louis)
 March 18, 20 (Chesapeake Energy Arena, Oklahoma City)
 March 18, 20 (Spokane Veterans Memorial Arena, Spokane, Wash.)

NCAA Regionals

March 24, 26 (Honda Center, Anaheim, Calif.)
 March 24, 26 (KFC YUM! Center, Louisville, Ky.)
 March 25, 27 (United Center, Chicago)
 March 25, 27 (Wells Fargo Center, Philadelphia)

NCAA Final Four

April 2-4 (Reliant Stadium, Houston, Texas)

Future Final Four Sites

2017 (University of Phoenix Stadium, Phoenix)
 2018 (Alamodome, San Antonio)
 2019 (Minnesota Multi-Purpose Stadium, Minneapolis)
 2020 (Atlanta Stadium, Atlanta)
 2021 (Lucas Oil Stadium, Indianapolis)



The SEC Tournament will return to Bridgestone Arena in 2016.

CELEBRATING 19 NBA FIRST-ROUND DRAFT PICKS AND FOUR FINAL FOUR

KENT



UK 2014-2015 R

JOHN WALL DEMARCUS COUSINS PATRICK PATTERSON ERIC BLEDSOE D

IN THE FIRST SIX SEASONS UNDER HALL OF FAME COACH JOHN CALIPARI

WICKY



REVIEW

DANIEL ORTON ENES KANTER BRANDON KNIGHT 2011 NCAA FINAL FOUR



2014-15 FINAL STATS

##	Player	GP-GS	Min/Avg	----TOTAL----		----3-PTS----		FT-FTA	Pct	--REBOUNDS--		PF-FO	A	TO	Blk	Stl	Pts/Avg		
				FG-FGA	Pct	3FG-FGA	Pct			Off-Def-Tot-Avg									
02	Aaron Harrison	39-38	1005/25.8	146-370	.395	59-187	.316	79-101	.782	15-85-100-2.6	61-2	55	35	6	43	430/11.0			
12	Karl-Anthony Towns	39-39	822/21.1	145-256	.566	2-8	.250	109-134	.813	92-169-261-6.7	115-6	44	53	88	18	401/10.3			
01	Devin Booker	38-0	817/21.5	135-287	.470	58-141	.411	53-64	.828	17-59-76-2.0	58-0	42	37	2	17	381/10.0			
05	Andrew Harrison	39-39	994/25.5	101-267	.378	36-94	.383	126-159	.792	13-74-87-2.2	70-0	139	64	8	40	364/9.3			
15	Willie Cauley-Stein	39-38	1012/25.9	135-236	.572	0-0	.000	79-128	.617	89-162-251-6.4	78-2	38	48	67	47	349/8.9			
41	Trey Lyles	36-21	828/23.0	117-240	.488	4-29	.138	75-102	.735	65-123-188-5.2	57-0	38	41	16	19	313/8.7			
44	Dakari Johnson	39-0	635/16.3	79-156	.506	0-0	.000	90-144	.625	67-112-179-4.6	69-1	29	42	36	14	248/6.4			
03	Tyler Ulis	37-0	882/23.8	67-165	.406	33-77	.429	42-52	.808	16-51-67-1.8	56-0	135	38	2	37	209/5.6			
22	Alex Poythress	8-8	162/20.3	16-42	.381	0-7	.000	12-14	.857	12-18-30-3.8	17-1	2	8	12	4	44/5.5			
00	Marcus Lee	39-0	425/10.9	47-73	.644	0-0	.000	8-25	.320	47-60-107-2.7	61-1	12	18	27	3	102/2.6			
35	Derek Willis	19-0	75/3.9	7-18	.389	5-15	.333	6-6	1.000	5-9-14-0.7	5-0	5	8	3	2	25/1.3			
25	Dominique Hawkins	23-9	163/7.1	10-35	.286	5-21	.238	4-10	.400	3-13-16-0.7	14-0	14	5	1	7	29/1.3			
21	Tod Lanter	7-1	8/1.1	1-1	1.000	1-1	1.000	0-0	.000	0-0-0-0.0	0-0	0	0	0	0	3/0.4			
13	Sam Malone	8-1	11/1.4	0-1	.000	0-0	.000	1-2	.500	1-2-3-0.4	0-0	0	1	0	0	1/0.1			
24	EJ Floreal	13-0	20/1.5	0-1	.000	0-0	.000	1-2	.500	0-1-1-0.1	2-0	0	4	0	1	1/0.1			
32	Brian Long	10-1	16/1.6	0-2	.000	0-2	.000	0-0	.000	0-0-0-0.0	2-0	0	0	0	1	0/0.0			
TM TEAM										49-53-102-2.7						6			
Total		39	7875	1006-2150	.468	203-582	.349	685-943	.726	491-991-1482-38.0	665-13	553	408	268	253	2900/74.4			
Opponents		39	7875	750-2116	.354	175-646	.271	443-672	.659	463-752-1215-31.2	778-20	301	533	94	182	2118/54.3			

SCORE BY PERIODS:	1st	2nd	OT	OT2	Total
Kentucky	1434	1437	16	13	2900
Opponents	976	1122	13	7	2118

2014-15 FINAL SEC STATS

##	Player	GP-GS	Min/Avg	----TOTAL----		----3-PTS----		FT-FTA	Pct	--REBOUNDS--		PF-FO	A	TO	Blk	Stl	Pts/Avg		
				FG-FGA	Pct	3FG-FGA	Pct			Off-Def-Tot-Avg									
02	Aaron Harrison	18-17	490/27.2	68-171	.398	29-94	.309	49-60	.817	9-40-49-2.7	25-1	17	16	2	25	214/11.9			
01	Devin Booker	18-0	427/23.7	72-153	.471	28-67	.418	35-43	.814	10-30-40-2.2	23-0	22	17	0	5	207/11.5			
12	Karl-Anthony Towns	18-18	388/21.6	70-120	.583	1-3	.333	53-65	.815	42-75-117-6.5	61-4	22	21	43	8	194/10.8			
05	Andrew Harrison	18-18	495/27.5	46-126	.365	18-46	.391	68-86	.791	5-36-41-2.3	30-0	64	28	2	17	178/9.9			
41	Trey Lyles	15-10	349/23.3	52-98	.531	1-7	.143	26-37	.703	25-41-66-4.4	25-0	12	13	6	6	131/8.7			
15	Willie Cauley-Stein	18-17	474/26.3	56-98	.571	0-0	.000	32-57	.561	38-74-112-6.2	38-1	17	31	27	20	144/8.0			
44	Dakari Johnson	18-0	300/16.7	33-78	.423	0-0	.000	41-57	.719	29-52-81-4.5	29-0	10	18	12	3	107/5.9			
03	Tyler Ulis	18-0	444/24.7	29-81	.358	14-39	.359	21-27	.778	4-21-25-1.4	30-0	63	17	1	10	93/5.2			
00	Marcus Lee	18-0	186/10.3	19-28	.679	0-0	.000	4-8	.500	19-26-45-2.5	29-1	7	5	14	2	42/2.3			
25	Dominique Hawkins	11-7	79/7.2	6-17	.353	4-13	.308	3-7	.429	2-7-9-0.8	6-0	6	4	1	5	19/1.7			
21	Tod Lanter	4-1	6/1.5	1-1	1.000	1-1	1.000	0-0	.000	0-0-0-0.0	0-0	0	0	0	0	3/0.8			
35	Derek Willis	7-0	18/2.6	1-3	.333	1-2	.500	0-0	.000	2-1-3-0.4	3-0	1	4	0	1	3/0.4			
32	Brian Long	4-1	6/1.5	0-0	.000	0-0	.000	0-0	.000	0-0-0-0.0	2-0	0	0	0	0	0/0.0			
13	Sam Malone	4-1	5/1.3	0-0	.000	0-0	.000	0-0	.000	0-0-0-0.0	0-0	0	0	0	0	0/0.0			
24	EJ Floreal	5-0	8/1.6	0-0	.000	0-0	.000	0-0	.000	0-1-1-0.2	2-0	0	2	0	0	0/0.0			
TM TEAM										21-32-53-2.9						2			
Total		18	3675	453-974	.465	97-272	.357	332-447	.743	206-436-642-35.7	303-7	241	178	108	102	1335/74.2			
Opponents		18	3675	374-954	.392	80-286	.280	206-328	.628	186-366-552-30.7	359-10	154	235	45	82	1034/57.4			

SCORE BY PERIODS:	1st	2nd	OT	OT2	Total
Kentucky	656	650	16	13	1335
Opponents	478	536	13	7	1034



2014-15 TEAM HIGHS AND LOWS

KENTUCKY - GAME HIGHS

POINTS	
110.....	AUBURN (2/21/15)
92.....	UT ARLINGTON (11/25/14)
91.....	vs Auburn (3/14/15)
89.....	OLE MISS (1/6/15)
89.....	BOSTON (11/21/14)
FG MADE	
44.....	AUBURN (2/21/15)
34.....	BOSTON (11/21/14)
34.....	GRAND CANYON (11/14/14)
FG ATT.	
70.....	GRAND CANYON (11/14/14)
68.....	AUBURN (2/21/15)
68.....	AT LSU (2/10/15)
FG PCT.	
.647 (44-68).....	AUBURN (2/21/15)
.585 (24-41).....	ALABAMA (1/31/15)
3-PT FG MADE	
12.....	vs UCLA (12/20/14)
11.....	OLE MISS (1/06/15)
3-PT FG ATT.	
28.....	at Texas A&M (1/10/15)
26.....	vs UCLA (12/20/14)
26.....	MONTANA STATE (11/23/14)
3-PT FG PCT.	
.667 (4-6).....	VANDERBILT (1/20/15)
.600 (3-5).....	vs Wisconsin (4/4/15)
FT MADE	
30.....	vs Auburn (3/14/15)
28.....	OLE MISS (1/6/15)
FT ATT.	
40.....	OLE MISS (1/6/15)
37.....	at Missouri (1/29/15)
FT PCT.	
.955 (21-22).....	at Florida (2/7/15)
.923 (12-13).....	at Mississippi State (2/25/15)
REBOUNDS	
53.....	at Texas A&M (1/10/15)
53.....	MONTANA STATE (11/23/14)
ASSISTS	
25.....	AUBURN (2/21/15)
25.....	vs UCLA (12/20/14)
STEALS	
12.....	NORTH CAROLINA (12/13/14)
12.....	PROVIDENCE (11/30/14)
BLOCKS	
13.....	vs UCLA (12/20/14)
12.....	MONTANA STATE (11/23/14)
TURNOVERS	
18.....	at Louisville (12/27/14)
18.....	UT ARLINGTON (11/25/14)
FOULS	
26.....	vs Auburn (3/14/15)
26.....	at Texas A&M (1/10/15)
26.....	TEXAS (12/5/14)

OPPONENT - GAME HIGHS

POINTS	
86.....	OLE MISS (1/6/15)
75.....	AUBURN (2/21/15)
71.....	vs Wisconsin (4/4/15)
70.....	NORTH CAROLINA (12/13/14)
69.....	at LSU (2/10/15)
FG MADE	
29.....	OLE MISS (1/6/15)
28.....	at LSU (2/10/15)
FG ATT.	
71.....	vs UCLA (12/20/14)
69.....	at Texas A&M (1/10/15)
69.....	EASTERN KENTUCKY (12/7/14)

FG PCT.

.492 (29-59).....	OLE MISS (1/6/15)
.490 (24-49).....	at Florida (2/7/15)

3-PT FG MADE

11.....	AUBURN (2/21/15)
9.....	OLE MISS (1/6/15)
9.....	BOSTON (11/21/14)

3-PT FG ATT.

30.....	EASTERN KENTUCKY (12/7/14)
25.....	COLUMBIA (12/10/14)

3-PT FG PCT.

.579 (11-19).....	AUBURN (2/21/15)
.529 (9-17).....	OLE MISS (1/6/15)

FT MADE

25.....	vs Auburn (3/14/15)
20.....	ARKANSAS (2/28/15)

FT ATT.

34.....	vs Auburn (3/14/15)
30.....	at Texas A&M (1/10/15)

FT PCT.

1.000 (2-2).....	MONTANA STATE (11/23/14)
.889 (16-18).....	BOSTON (11/21/14)

REBOUNDS

52.....	at Texas A&M (1/10/15)
45.....	vs Cincinnati (3/21/15)

ASSISTS

16.....	vs Notre Dame (3/28/15)
13.....	at Georgia (3/3/15)
13.....	at LSU (2/10/15)
13.....	NORTH CAROLINA (12/13/14)

STEALS

10.....	at Missouri (1/29/15)
10.....	at Louisville (12/27/14)

BLOCKS

6.....	vs Cincinnati (3/21/15)
6.....	at Texas A&M (1/10/15)

TURNOVERS

22.....	TEXAS (12/5/14)
22.....	BOSTON (11/21/14)

FOULS

31.....	at Missouri (1/29/15)
29.....	vs West Virginia (3/26/15)
29.....	OLE MISS (1/6/15)

KENTUCKY - GAME LOWS

POINTS	
56.....	COLUMBIA (12/10/14)
58.....	PROVIDENCE (11/30/14)
58.....	at Louisville (12/27/14)
58.....	at South Carolina (1/24/14)
63.....	TEXAS (12/5/14)
FG MADE	
18.....	at Texas A&M (1/10/15)
18.....	at South Carolina (1/24/14)
FG ATT.	
39.....	at South Carolina (1/24/14)
41.....	ALABAMA (1/31/15)

FG PCT.

.281 (18-64).....	at Texas A&M (1/10/15)
.367 (22-60).....	COLUMBIA (12/10/14)

3-PT FG MADE

1.....	TEXAS (12/5/14)
2.....	PROVIDENCE (11/30/14)
2.....	COLUMBIA (12/10/14)
2.....	at Missouri (1/29/15)
2.....	at LSU (2/10/15)
2.....	FLORIDA (3/7/15)

3-PT FG ATT.

5.....	vs Wisconsin (4/4/15)
6.....	VANDERBILT (1/20/15)
6.....	FLORIDA (3/7/15)

3-PT FG PCT.

.083 (1-12).....	TEXAS (12/5/14)
.118 (2-17).....	COLUMBIA (12/10/14)

FT MADE

7.....	vs UCLA (12/20/14)
7.....	at LSU (2/10/15)

FT ATT.

10.....	vs Wisconsin (4/4/15)
11.....	at LSU (2/10/15)

FT PCT.

.471 (8-17).....	PROVIDENCE (11/30/14)
.565 (13-23).....	BOSTON (11/21/14)

REBOUNDS

21.....	ALABAMA (1/31/15)
22.....	vs Wisconsin (4/4/15)

ASSISTS

7.....	vs Florida (3/13/15)
7.....	vs Wisconsin (4/4/15)

STEALS

2.....	SOUTH CAROLINA (2/14/15)
2.....	at Mississippi State (2/25/15)

BLOCKS

1.....	at Missouri (1/29/15)
1.....	ALABAMA (1/31/15)

TURNOVERS

3.....	at Georgia (3/3/15)
4.....	COLUMBIA (12/10/14)

FOULS

8.....	MONTANA STATE (11/23/14)
9.....	COLUMBIA (12/10/14)
9.....	FLORIDA (3/7/15)

OPPONENT - GAME LOWS

POINTS	
28.....	MONTANA STATE (11/23/14)
37.....	MISSOURI (1/13/15)
38.....	PROVIDENCE (11/30/14)
39.....	vs West Virginia (3/26/15)
40.....	vs Kansas (11/18/14)
FG MADE	
11.....	vs Kansas (11/18/14)
11.....	PROVIDENCE (11/30/14)
FG ATT.	
37.....	ALABAMA (1/31/15)
39.....	PROVIDENCE (11/30/14)
FG PCT.	
.196 (11-56).....	vs Kansas (11/18/14)
.197 (12-61).....	MONTANA STATE (11/23/14)
3-PT FG MADE	
1.....	MISSOURI (1/13/15)
2.....	MONTANA STATE (11/23/14)
2.....	at Texas A&M (1/10/15)
2.....	at Tennessee (2/17/15)
2.....	at Mississippi State (2/25/15)
2.....	vs Florida (3/13/15)
2.....	vs Cincinnati (3/21/15)
2.....	vs West Virginia (3/26/15)
3-PT FG ATT.	
10.....	at South Carolina (1/24/14)
10.....	at LSU (2/10/15)
3-PT FG PCT.	
.056 (1-18).....	MISSOURI (1/13/15)
.087 (2-23).....	MONTANA STATE (11/23/14)
FT MADE	
1.....	vs UCLA (12/20/14)
2.....	MONTANA STATE (11/23/14)
2.....	COLUMBIA (12/10/14)
FT ATT.	
2.....	MONTANA STATE (11/23/14)
4.....	COLUMBIA (12/10/14)
4.....	vs UCLA (12/20/14)



2015-16 KENTUCKY MEN'S BASKETBALL
2014-15 TEAM HIGHS AND LOWS

FT PCT.
.250 (1-4)vs UCLA (12/20/14)
.400 (4-10) at Tennessee (2/17/15)

REBOUNDS
20at Florida (2/7/15)
21GRAND CANYON (11/14/14)
21 at Alabama (1/17/15)
21 SOUTH CAROLINA (2/14/15)

ASSISTS
1 at Louisville (12/27/14)
2vs Hampton (3/19/15)

STEALS
0 at Georgia (3/3/15)
1PROVIDENCE (11/30/14)
1 FLORIDA (3/7/15)
1vs Wisconsin (4/4/15)

BLOCKS
0UT ARLINGTON (11/25/14)
0MISSOURI (1/13/15)
0AUBURN (2/21/15)
0ARKANSAS (2/28/15)
0vs Auburn (3/14/15)

TURNOVERS
7vs Auburn (3/14/15)
7vs Notre Dame (3/28/15)

FOULS
10vs UCLA (12/20/14)
12at LSU (2/10/15)

KENTUCKY - INDIVIDUAL GAME HIGHS

POINTS
26 Aaron Harrison vs OLE MISS (1/6/15)
25 Karl-Anthony Towns vs Notre Dame (3/28/15)
23 Aaron Harrison at Florida (2/7/15)
23 Andrew Harrison vs GEORGIA (2/3/15)
21 Karl-Anthony Towns vs Hampton (3/19/15)
21 Willie Cauley-Stein vs TEXAS (12/5/14)

FG MADE
10 Karl-Anthony Towns vs Notre Dame (3/28/15)
8 Karl-Anthony Towns vs Hampton (3/19/15)
8 Karl-Anthony Towns at Georgia (3/3/15)
8 Trey Lyles vs ARKANSAS (2/28/15)
8 Karl-Anthony Towns vs AUBURN (2/21/15)
8 Andrew Harrison vs GEORGIA (2/3/15)
8 Karl-Anthony Towns vs EASTERN KENTUCKY (12/7/14)

FG ATT.
20 Aaron Harrison at Texas A&M (1/10/15)
16 Devin Booker at Tennessee (2/17/15)
16 Andrew Harrison vs GEORGIA (2/3/15)

FG PCT. (MIN 5 MADE)
1.000 (5-5)K. Towns vs UT ARLINGTON (11/25/14)
.889 (8-9)Karl-Anthony Towns vs AUBURN (2/21/15)
.889 (8-9) Karl-Anthony Towns vs EKU (12/7/14)

3-PT FG MADE
5 Aaron Harrison vs MISSOURI (1/13/15)
5 Aaron Harrison vs OLE MISS (1/6/15)
5 Devin Booker vs UCLA (12/20/14)
5Devin Booker vs UT ARLINGTON (11/25/14)

3-PT FG ATT.
13 Aaron Harrison at Texas A&M (1/10/15)
9 Devin Booker at Tennessee (2/17/15)
9 Aaron Harrison vs OLE MISS (1/6/15)

3-PT FG PCT. (MIN 2 MADE)
1.000 (3-3) Andrew Harrison vs Arkansas (3/15/15)
1.000 (3-3) Devin Booker vs OLE MISS (1/6/15)
1.000 (3-3) Devin Booker vs UNC (12/13/14)
1.000 (2-2) Devin Booker vs S. CAROLINA (2/14/15)
1.000 (2-2) .. Tyler Ulis vs MONTANA STATE (11/23/14)
1.000 (2-2) Andrew Harrison vs Kansas (11/18/14)

FT MADE
12 Dakari Johnson vs UT ARLINGTON (11/25/14)
9 Andrew Harrison vs West Virginia (3/26/15)
9 Andrew Harrison at Missouri (1/29/15)
9 Aaron Harrison vs OLE MISS (1/6/15)
9 ... Andrew Harrison vs NORTH CAROLINA (12/13/14)
9 Willie Cauley-Stein vs TEXAS (12/5/14)

FT ATT.
14 Dakari Johnson vs UT ARLINGTON (11/25/14)
12 Willie Cauley-Stein vs TEXAS (12/5/14)

FT PCT. (MIN 5 MADE)
1.000 (8-8)Karl-Anthony Towns vs Auburn (3/14/15)
1.000 (8-8) .. Andrew Harrison vs ARKANSAS (2/28/15)
1.000 (8-8) Aaron Harrison at Florida (2/7/15)
1.000 (7-7) Karl-Anthony Towns at Florida (2/7/15)
1.000 (6-6) Devin Booker at Tennessee (2/17/15)
1.000 (6-6) Karl-Anthony Towns vs TEXAS (12/5/14)
1.000 (6-6) . Trey Lyles vs MONTANA STATE (11/23/14)
1.000 (5-5) Trey Lyles vs ARKANSAS (3/15/15)
1.000 (5-5) Willie Cauley-Stein at Florida (2/7/15)

REBOUNDS
13Dakari Johnson vs SOUTH CAROLINA (2/14/15)
13 Karl-Anthony Towns at LSU (2/10/15)
13 Karl-Anthony Towns vs GEORGIA (2/3/15)
13 Dakari Johnson vs GRAND CANYON (11/14/14)

ASSISTS
9 Andrew Harrison vs AUBURN (2/21/15)
8 Andrew Harrison vs UCLA (12/20/14)
8 Tyler Ulis vs NORTH CAROLINA (12/13/14)

STEALS
5 Aaron Harrison vs ARKANSAS (2/28/15)
5 Willie Cauley-Stein vs TEXAS (12/5/14)

BLOCKS
7 Karl-Anthony Towns vs VANDERBILT (1/20/15)
6 Karl-Anthony Towns vs FLORIDA (3/7/15)
6 Karl-Anthony Towns vs MONTANA STATE (11/23/14)

TURNOVERS
6 Andrew Harrison at Louisville (12/27/14)
5 Trey Lyles vs Notre Dame (3/28/15)
5 Karl-Anthony Towns at Texas A&M (1/10/15)
5 Willie Cauley-Stein vs OLE MISS (1/6/15)
5 .. Andrew Harrison vs EASTERN KENTUCKY (12/7/14)
5 Trey Lyles vs UT ARLINGTON (11/25/14)

FOULS
5 Aaron Harrison vs Wisconsin (4/4/15)
5 Dakari Johnson vs West Virginia (3/26/15)
5 Karl-Anthony Towns vs Auburn (3/14/15)
5 Karl-Anthony Towns at Georgia (3/3/15)
5 Karl-Anthony Towns vs ALABAMA (1/31/15)
5 Karl-Anthony Towns at Missouri (1/29/15)
5 Marcus Lee at Missouri (1/29/15)
5 Karl-Anthony Towns at Texas A&M (1/10/15)
5 Aaron Harrison at Texas A&M (1/10/15)
5 Willie Cauley-Stein at Texas A&M (1/10/15)
5 Alex Poythress vs TEXAS (12/5/14)
5 Willie Cauley-Stein vs BOSTON (11/21/14)
5 Karl-Anthony Towns vs BUFFALO (11/16/14)

OPPONENT - INDIVIDUAL GAME HIGHS

POINTS
29 Mason, Antoine vs AUBURN (2/21/15)
25 House, Danuel at Texas A&M (1/10/15)
25 Moody, Stefan vs OLE MISS (1/6/15)
24 Hankerson, Cedric vs BOSTON (11/21/14)
23 Mason, Antoine vs AUBURN (3/14/15)
23 Summers, Jarvis vs OLE MISS (1/6/15)

FG MADE
10Auguste, Zach vs Notre Dame (3/28/15)
9 Mason, Antoine vs AUBURN (2/21/15)

FG ATT.
20 House, Danuel at Texas A&M (1/10/15)
18 Rozier, Terry at Louisville (12/27/14)

FG PCT. (MIN 5 MADE)
.769 (10-13)Auguste, Zach vs Notre Dame (3/28/15)
.750 (6-8)Vasturia, Steve vs Notre Dame (3/28/15)
.750 (6-8)LaChance, Riley vs VANDERBILT (1/20/15)
.750 (6-8) Skeete, Jarryn vs BUFFALO (11/16/14)

3-PT FG MADE
5 Mason, Antoine vs AUBURN (2/21/15)
5Moody, Stefan vs OLE MISS (1/6/15)
5 Hankerson, Cedric vs BOSTON (11/21/14)

3-PT FG ATT.
10 Lo, Maodo vs COLUMBIA (12/10/14)
9 Hankerson, Cedric vs BOSTON (11/21/14)

3-PT FG PCT. (MIN 2 MADE)
1.000 (4-4)Woolridge, R. vs GRAND CANYON (11/14/14)
1.000 (3-3)Richardson, Denzel vs EKU (12/7/14)
1.000 (2-2) Ross-Miller, K.C. vs AUBURN (2/21/15)

FT MADE
11 Harrell, KT vs Auburn (3/14/15)
10 Summers, Jarvis vs OLE MISS (1/6/15)

FT ATTEMPTED
12 Harrell, KT vs Auburn (3/14/15)
11Thornwell, Sindarius vs SOUTH CAROLINA (2/14/15)
11 House, Danuel at Texas A&M (1/10/15)
11 Summers, Jarvis vs OLE MISS (1/6/15)
11Wigginton, Rodell vs BUFFALO (11/16/14)

FT PCT. (MIN 5 MADE)
1.000 (6-6) Dieudonne, Nathan vs BOSTON (11/21/14)
1.000 (5-5) Caupain, Troy vs Cincinnati (3/21/15)
1.000 (5-5)Holland, DeMarcus vs TEXAS (12/5/14)
1.000 (5-5)Alexander, D. vs GRAND CANYON (11/14/14)

REBOUNDS
11 Kaminsky, Frank vs Wisconsin (4/4/15)
11 Holton, Jonathan vs West Virginia (3/26/15)
11 Mann, Charles at Georgia (3/3/15)

ASSISTS
7 Quarterman, Tim at LSU (2/10/15)
6 Grant, Jerian vs Notre Dame (3/28/15)
6 Mann, Charles at Georgia (3/3/15)
6 Hill, Kasey at Florida (2/7/15)
6 Mann, Charles vs GEORGIA (2/3/15)
6 Paige, Marcus vs NORTH CAROLINA (12/13/14)

STEALS
4 Johnson, Reginald vs Hampton (3/19/15)
4 Mason, Antoine vs AUBURN (2/21/15)
4 Shamburgher, Keith at Missouri (1/29/15)
4 Summers, Jarvis vs OLE MISS (1/6/15)
4 Tokoto, JP vs NORTH CAROLINA (12/13/14)

BLOCKS
4 Mickey, Jordan at LSU (2/10/15)
3 Clark, Gary vs Cincinnati (3/21/15)
3 Maten, Yante at Georgia (3/3/15)
3 Jones, Damian vs VANDERBILT (1/20/15)
3 Space, Antwan at Texas A&M (1/10/15)
3 Saiz, Sebastian vs OLE MISS (1/6/15)
3 Traylor, Jamari vs Kansas (11/18/14)

TURNOVERS
10 Dunn, Kris vs PROVIDENCE (11/30/14)
6 Summers, Jarvis vs OLE MISS (1/6/15)
6 Tokoto, JP vs NORTH CAROLINA (12/13/14)

FOULS
5 Holton, Jonathan vs West Virginia (3/26/15)
5 Ellis, Octavius vs Cincinnati (3/21/15)
5 Okoroba, Emmanuel vs Hampton (3/19/15)
5 Pressley, Jervon vs Hampton (3/19/15)
5 Gaines, Kenny at Georgia (3/3/15)
5 Beard, Anton vs ARKANSAS (2/28/15)
5 Carmichael, Willie at Tennessee (2/17/15)
5 Chatkevicius, L. vs SOUTH CAROLINA (2/14/15)
5 Wright, Namon at Missouri (1/29/15)
5 Gill-Caesar, Montaqu at Missouri (1/29/15)
5 Post, Keanau at Missouri (1/29/15)
5 Roberson, Kourtney at Texas A&M (1/10/15)
5 Saiz, Sebastian vs OLE MISS (1/6/15)
5 Jones, Aaron vs OLE MISS (1/6/15)
5 Turner, Myles vs TEXAS (12/5/14)
5 Ridley, Cameron vs TEXAS (12/5/14)
5 Hervey, Kevin vs UT ARLINGTON (11/25/14)
5 Dieudonne, Nathan vs BOSTON (11/21/14)
5 Smith, Kerwin vs GRAND CANYON (11/14/14)
5 Davis, DeAndre vs GRAND CANYON (11/14/14)

2014-15 POINTS-REBOUNDS-ASSISTS

				00	01	02	03	05	12	13	15	21	22	24	25	32	35	41	44
Opponent	Date	Score	W/L	Lee	Booker	Harrison	Ulis	Harrison	Towns	Malone	Cauley-Stein	Lanter	Poythress	Floreal	Hawkins	Long	Willis	Lyles	Johnson
GRAND CANYON	11/14/14	85-45	W	4-5-0	0-1-1	7-0-0	5-1-2	16-3-3	8-8-2	DNP	12-5-1	DNP	9-6-1	DNP	0-1-0	DNP	DNP	14-4-0	10-13-3
BUFFALO	11/16/14	71-52	W	2-5-0	10-1-0	8-4-0	12-1-6	3-0-1	3-5-0	DNP	6-10-4	DNP	6-1-0	DNP	DNP	DNP	DNP	12-4-3	9-12-3
vs Kansas	11/18/14	72-40	W	4-7-1	5-1-3	8-2-2	4-2-0	10-2-4	9-8-3	0-1-0	7-10-1	0-0-0	4-3-0	1-0-0	0-1-0	0-0-0	5-0-0	4-4-0	11-3-1
BOSTON	11/21/14	89-65	W	2-2-0	15-4-7	19-2-4	3-4-2	8-2-5	4-4-1	DNP	12-2-1	DNP	DNP	DNP	7-1-1	DNP	0-0-0	8-2-2	11-6-1
MONTANA STATE	11/23/14	86-28	W	2-5-1	18-1-2	14-2-2	8-2-5	4-4-3	8-10-1	1-2-0	5-5-1	0-0-0	DNP	0-0-0	3-2-0	0-0-0	2-5-0	8-6-4	13-8-0
UT ARLINGTON	11/25/14	92-44	W	0-1-0	19-2-1	11-0-2	0-0-5	11-3-4	13-11-4	DNP	8-4-1	DNP	4-9-0	0-0-0	0-0-0	0-0-0	4-1-1	10-9-1	12-6-0
PROVIDENCE	11/30/14	58-38	W	1-3-0	5-2-0	6-1-4	6-3-1	6-1-4	6-1-4	DNP	11-6-1	DNP	6-3-1	DNP	DNP	DNP	DNP	0-5-1	6-2-1
TEXAS	12/5/14	63-51	W	0-0-0	0-0-0	2-1-2	2-1-4	5-1-4	10-3-0	DNP	21-12-0	DNP	8-2-0	DNP	DNP	DNP	DNP	4-5-0	11-6-2
EASTERN KENTUCKY	12/7/14	82-49	W	10-3-0	4-0-1	9-6-3	DNP	6-2-6	19-9-2	DNP	11-5-0	DNP	3-4-0	DNP	0-2-6	DNP	3-0-1	10-10-1	7-4-1
COLUMBIA	12/10/14	56-46	W	2-3-0	DNP	14-3-3	DNP	4-3-3	6-3-1	DNP	10-10-1	DNP	4-2-0	DNP	0-0-1	DNP	5-1-0	7-10-2	4-1-0
NORTH CAROLINA	11/30/14	84-70	W	8-2-2	15-0-1	14-1-1	3-2-8	11-1-5	2-2-0	DNP	15-6-1	DNP	DNP	DNP	DNP	DNP	DNP	9-1-0	7-5-0
vs UCLA	12/20/14	83-44	W	5-6-0	19-1-0	15-2-3	7-7-6	8-3-8	4-10-0	DNP	8-5-0	DNP	DNP	0-0-0	0-0-0	0-0-0	3-2-0	9-4-2	5-4-6
at Louisville	12/27/14	58-50	W	2-3-0	9-2-0	7-3-1	14-1-2	3-3-4	10-9-0	DNP	5-6-0	DNP	DNP	DNP	DNP	DNP	DNP	6-9-4	2-9-0
OLE MISS	1/6/15	89-86	W ^{OT}	0-0-0	13-1-0	26-4-2	2-1-7	12-1-5	11-4-0	DNP	7-12-0	DNP	DNP	DNP	DNP	DNP	DNP	10-4-2	8-3-0
at Texas A&M	1/10/15	70-64	W ^{2OT}	0-2-0	18-3-1	12-7-1	3-1-3	9-1-5	9-9-1	DNP	4-6-0	DNP	DNP	DNP	DNP	DNP	DNP	7-6-2	8-9-0
MISSOURI	1/13/15	86-37	W	2-6-0	7-1-1	16-2-1	5-2-3	8-3-3	12-10-1	0-0-0	13-5-1	0-0-0	DNP	0-0-0	6-1-3	0-0-0	3-1-0	6-5-0	8-7-0
at Alabama	1/17/15	70-48	W	2-2-1	13-2-3	5-3-1	11-0-2	5-2-3	6-3-2	0-0-0	9-5-0	0-0-0	DNP	0-0-0	DNP	0-0-0	0-1-0	8-5-0	11-5-2
VANDERBILT	1/20/15	65-57	W	7-6-0	6-2-4	14-2-1	5-0-1	5-1-4	4-4-0	DNP	6-10-1	DNP	DNP	DNP	3-0-0	DNP	DNP	5-3-1	10-4-1
at South Carolina	1/24/15	84-70	W	1-2-0	18-1-0	13-4-0	6-3-6	4-1-2	4-1-0	DNP	2-4-1	DNP	DNP	DNP	DNP	DNP	DNP	7-2-1	3-6-0
at Missouri	1/29/15	69-53	W	2-0-0	9-1-0	11-3-2	6-2-2	15-3-3	7-2-0	DNP	2-3-0	DNP	DNP	DNP	4-3-0	DNP	0-1-0	5-5-1	8-7-0
ALABAMA	1/31/15	70-55	W	8-5-0	11-2-1	10-2-2	6-1-4	5-2-2	12-1-1	DNP	12-4-1	DNP	DNP	DNP	0-1-1	DNP	DNP	DNP	6-1-2
GEORGIA	2/3/15	69-58	W	1-1-0	9-0-1	1-2-1	8-0-3	23-0-7	15-13-3	DNP	6-5-1	DNP	DNP	DNP	3-0-0	DNP	DNP	DNP	3-1-0
at Florida	2/7/15	68-61	W	0-0-0	12-4-0	23-1-0	0-2-5	1-4-2	19-8-3	DNP	13-5-2	DNP	DNP	DNP	0-2-0	DNP	DNP	DNP	0-2-0
at LSU	2/10/15	71-69	W	2-1-0	14-3-2	2-1-1	2-1-3	13-3-4	12-13-2	DNP	15-7-1	DNP	DNP	DNP	0-1-0	DNP	DNP	4-3-0	7-4-1
SOUTH CAROLINA	2/14/15	77-43	W	4-4-3	9-4-1	11-0-2	0-3-3	9-4-6	9-4-0	DNP	14-7-0	DNP	DNP	0-0-0	3-0-0	DNP	0-0-1	8-4-0	10-13-1
at Tennessee	2/17/15	66-48	W	2-2-0	18-7-1	2-0-0	8-1-6	14-3-2	3-4-0	DNP	9-7-1	DNP	DNP	DNP	DNP	DNP	DNP	10-5-0	0-3-1
AUBURN	2/21/15	110-75	W	6-8-1	11-4-3	18-4-1	10-0-2	12-2-9	19-10-2	0-0-0	9-4-3	3-0-0	DNP	0-1-0	0-1-2	0-0-0	0-0-0	9-4-2	13-6-0
at Mississippi State	2/25/15	74-56	W	0-3-2	14-0-1	16-2-1	3-1-4	5-2-3	12-10-2	DNP	4-8-0	DNP	DNP	DNP	0-0-0	DNP	0-0-0	18-6-2	2-2-0
ARKANSAS	2/28/15	84-67	W	0-0-0	10-2-2	9-7-0	14-1-3	18-3-3	8-5-1	DNP	7-9-2	DNP	DNP	0-0-0	0-0-0	DNP	0-0-0	18-4-1	0-3-1
at Georgia	3/3/15	72-64	W	4-3-0	9-2-1	16-3-0	0-5-4	12-4-1	19-7-1	DNP	4-4-1	DNP	DNP	DNP	DNP	DNP	DNP	2-4-0	6-3-0
FLORIDA	3/7/15	67-50	W	1-0-0	6-1-0	9-2-1	4-1-2	8-2-0	13-9-3	0-0-0	8-7-2	0-0-0	DNP	DNP	DNP	0-0-0	DNP	14-6-0	4-2-1
vs Florida	3/13/15	64-49	W	0-0-0	4-3-0	13-3-0	7-2-4	9-3-2	13-12-0	DNP	9-4-1	DNP	DNP	DNP	DNP	DNP	DNP	7-6-0	2-3-0
vs Auburn	3/14/15	91-67	W	4-3-0	12-6-2	12-1-0	6-5-6	15-1-4	8-6-1	DNP	18-7-2	DNP	DNP	0-0-0	0-0-0	DNP	0-1-2	12-4-0	4-2-0
vs Arkansas	3/15/15	78-63	W	4-3-0	3-0-0	11-2-6	8-1-6	15-0-2	8-4-2	DNP	15-10-0	DNP	DNP	0-0-0	0-0-0	DNP	0-0-0	9-7-0	5-1-0
vs Hampton	3/19/15	79-56	W	4-2-1	2-1-1	3-7-3	11-4-3	14-4-3	21-11-0	0-0-0	7-11-2	0-0-0	DNP	0-0-0	0-0-0	0-0-0	0-1-0	10-6-2	7-2-0
vs Cincinnati	3/21/15	64-51	W	0-1-0	6-4-0	13-2-0	9-3-5	5-2-2	8-7-0	DNP	9-2-1	DNP	DNP	DNP	DNP	DNP	0-0-0	11-11-1	3-3-1
vs West Virginia	3/26/15	78-39	W	4-5-0	12-4-1	12-2-2	2-2-4	13-3-2	1-2-0	0-0-0	8-10-2	DNP	DNP	0-0-0	0-0-0	0-0-0	0-0-0	14-7-2	12-6-0
vs Notre Dame	3/28/15	68-66	W	2-2-0	10-2-0	6-4-0	3-1-2	7-3-2	25-5-4	DNP	6-4-0	DNP	DNP	DNP	DNP	DNP	DNP	9-5-0	0-2-0
vs Wisconsin	4/4/15	64-71	L	0-1-0	6-1-0	12-3-0	6-0-1	13-2-4	16-9-1	DNP	2-5-1	DNP	DNP	DNP	DNP	DNP	DNP	9-1-0	0-0-0



UK led the nation in total home attendance for the first time in five years with a total of 447,874 fans attending the Wildcats' 19 home games in Rupp Arena during the 2014-15 season.



2014-15 RESULTS

Overall 38-1 • Home 19-0 • Away 10-0 • Neutral 9-1

Date	Opponent	W/L	Result	High Scorer	High Rebounder
11/14/14	GRAND CANYON	W	85-45	(16)Andrew Harrison	(13)Dakari Johnson
11/16/14	BUFFALO	W	71-52	(12)Trey Lyles/(12)Tyler Ulis	(12)Dakari Johnson
11/18/14	vs Kansas ¹	W	72-40	(11)Dakari Johnson	(10)Willie Cauley-Stein
11/21/14	BOSTON	W	89-65	(19)Aaron Harrison	(6)Dakari Johnson
11/23/14	MONTANA STATE	W	86-28	(18)Devin Booker	(10)Karl-Anthony Towns
11/25/14	UT ARLINGTON	W	92-44	(19)Devin Booker	(11)Karl-Anthony Towns
11/30/14	PROVIDENCE	W	58-38	(11)Willie Cauley-Stein/(11)Karl-Anthony Towns	(6)Willie Cauley-Stein/(6)Karl-Anthony Towns
12/5/14	TEXAS ²	W	63-51	(21)Willie Cauley-Stein	(12)Willie Cauley-Stein
12/7/14	EASTERN KENTUCKY	W	82-49	(19)Karl-Anthony Towns	(10)Trey Lyles
12/10/14	COLUMBIA	W	56-46	(14)Aaron Harrison	(10)Trey Lyles/(10)Willie Cauley-Stein
12/13/14	NORTH CAROLINA	W	84-70	(15)Devin Booker/(15)Willie Cauley-Stein	(6)Willie Cauley-Stein
12/20/14	vs UCLA ³	W	83-44	(19)Devin Booker	(10)Karl-Anthony Towns
12/27/14	at Louisville	W	58-50	(14)Tyler Ulis	(9)Lyles/(9)Johnson/(9)Towns
1/6/15	*OLE MISS	W ^{OT}	89-86	(26)Aaron Harrison	(12)Willie Cauley-Stein
1/10/15	*at Texas A&M	W ^{2OT}	70-64	(18)Devin Booker	(9)Karl-Anthony Towns/(9)Dakari Johnson
1/13/15	*MISSOURI	W	86-37	(16)Aaron Harrison	(10)Karl-Anthony Towns
1/17/15	*at Alabama	W	70-48	(13)Devin Booker	(5)Willie Cauley-Stein/(5)Trey Lyles/(5)Dakari Johnson
1/20/15	*VANDERBILT	W	65-57	(14)Aaron Harrison	(10)Willie Cauley-Stein
1/24/15	*at South Carolina	W	58-43	(18)Devin Booker	(6)Dakari Johnson
1/29/15	*at Missouri	W	69-53	(15)Andrew Harrison	(7)Dakari Johnson
1/31/15	*ALABAMA	W	70-55	(12)Willie Cauley-Stein/(12)Karl-Anthony Towns	(5)Marcus Lee
2/3/15	*GEORGIA	W	69-58	(23)Andrew Harrison	(13)Karl-Anthony Towns
2/7/15	*at Florida	W	68-61	(23)Aaron Harrison	(8)Karl-Anthony Towns
2/10/15	*at LSU	W	71-69	(15)Willie Cauley-Stein	(13)Karl-Anthony Towns
2/14/15	*SOUTH CAROLINA	W	77-43	(14)Willie Cauley-Stein	(13)Dakari Johnson
2/17/15	*at Tennessee	W	66-48	(18)Devin Booker	(7)Willie Cauley-Stein/(7)Devin Booker
2/21/15	*AUBURN	W	110-75	(19)Karl-Anthony Towns	(10)Karl-Anthony Towns
2/25/15	*at Mississippi State	W	74-56	(18)Trey Lyles	(10)Karl-Anthony Towns
2/28/15	*ARKANSAS	W	84-67	(18)Andrew Harrison/(18)Trey Lyles	(9)Willie Cauley-Stein
3/3/15	*at Georgia	W	72-64	(19)Karl-Anthony Towns	(7)Karl-Anthony Towns
3/7/15	*FLORIDA	W	67-50	(14)Trey Lyles	(9)Karl-Anthony Towns
3/13/15	vs Florida ⁴	W	64-49	(13)Aaron Harrison/(13)Karl-Anthony Towns	(12)Karl-Anthony Towns
3/14/15	vs Auburn ⁴	W	91-67	(18)Willie Cauley-Stein	(7)Willie Cauley-Stein
3/15/15	vs Arkansas ⁴	W	78-63	(15)Andrew Harrison/(15)Willie Cauley-Stein	(10)Willie Cauley-Stein
3/19/15	vs Hampton ⁵	W	79-56	(21)Karl-Anthony Towns	(11)Willie Cauley-Stein/(11)Karl-Anthony Towns
3/21/15	vs Cincinnati ⁵	W	64-51	(13)Aaron Harrison	(11)Trey Lyles
3/26/15	vs West Virginia ⁶	W	78-39	(14)Trey Lyles	(10)Willie Cauley-Stein
3/28/15	vs Notre Dame ⁶	W	68-66	(25)Karl-Anthony Towns	(5)Karl-Anthony Towns/(5)Trey Lyles
4/4/15	vs Wisconsin ⁷	L	64-71	(16)Karl-Anthony Towns	(9)Karl-Anthony Towns

1-Champions Classic (Bankers Life Fieldhouse, Indianapolis)

2-SEC/Big 12 Challenge (Rupp Arena, Lexington, Ky.)

3-CBS Sports Classic (United Center, Chicago)

4-SEC Tournament (Bridgestone Arena, Nashville, Tenn.)

5-NCAA Tournament (KFC Yum! Center, Louisville, Ky.)

6 - NCAA Tournament Midwest Regional (Quicken Loans Arena, Cleveland, Ohio)

7 - NCAA Tournament Final Four (Lucas Oil Stadium, Indianapolis)

* = Conference game

UK IN THE WEEKLY POLLS

Date	AP/USA	Date	AP/USA	Date	AP/USA
Preseason	1/1	Dec. 29	1/1	Feb. 16	1/1
Nov. 17	1/1	Jan. 5	1/1	Feb. 23	1/1
Nov. 24	1/1	Jan. 12	1/1	March 2	1/1
Dec. 1	1/1	Jan. 19	1/1	March 9	1/1
Dec. 8	1/1	Jan. 26	1/1	March 16	1/1
Dec. 15	1/1	Feb. 2	1/1	April 6	-/1
Dec. 22	1/1	Feb. 9	1/1	Final	-/3

ATTENDANCE

Site	Games	Total	Avg/Game
Home	19	447,874	23,572
Away	10	145,211	14,521
Neutral	10	232,118	23,212
TOTAL	39	825,203	21,159



2014-15 GAME-BY-GAME STATISTICS

Opponent	Date	Score	W/L	FG-FGA	Pct	3FG-FGA	Pct	FT-FTA	Pct	Rebounds Off-Def-Tot	PF	A	TO	Blk	Stl	Pts
UK GRAND CANYON	11/14/14	85-45	W	34-70 15-48	.486 .313	3-14 7-15	.214 .467	14-19 8-16	.737 .500	24-27-51 9-12-21	16 20	13 8	13 21	10 3	8 5	85 45
UK BUFFALO	11/16/14	71-52	W	25-61 16-46	.410 .348	6-20 4-12	.300 .333	15-23 16-21	.652 .762	19-26-45 7-18-25	21 21	17 5	14 17	7 3	8 5	71 52
UK vs. Kansas	11/18/14	72-40	W	25-58 11-56	.431 .196	6-18 3-15	.333 .200	16-26 15-27	.615 .556	15-32-47 20-22-42	21 19	15 4	6 11	11 3	5 5	72 40
UK BOSTON	11/21/14	89-65	W	34-59 20-52	.576 .385	8-21 9-24	.381 .375	13-23 16-18	.565 .889	8-22-30 9-16-25	21 24	24 10	13 22	9 1	9 5	89 65
UK MONTANA STATE	11/23/14	86-28	W	29-67 12-61	.433 .197	7-26 2-23	.269 .087	21-29 2-2	.724 1.000	18-35-53 13-22-35	8 23	19 4	8 21	12 3	11 3	86 28
UK UT ARLINGTON	11/25/14	92-44	W	30-53 17-63	.566 .270	8-18 4-21	.444 .190	24-33 6-11	.727 .545	15-34-49 15-14-29	16 27	19 3	18 16	11 0	6 8	92 44
UK PROVIDENCE	11/30/14	58-38	W	24-53 11-39	.453 .282	2-7 3-12	.286 .250	8-17 13-18	.471 .722	14-19-33 11-18-29	20 13	13 5	7 18	5 3	12 1	58 38
UK TEXAS	12/5/14	63-51	W	21-56 14-47	.375 .298	1-12 4-20	.083 .200	20-32 19-29	.625 .655	12-19-31 16-26-42	26 25	12 9	8 22	4 1	9 4	63 51
UK EASTERN KENTUCKY	12/7/14	82-49	W	33-58 18-69	.569 .261	3-13 6-30	.231 .200	13-17 7-10	.765 .700	10-38-48 14-14-28	14 17	21 8	17 12	11 1	6 8	82 49
UK COLUMBIA	12/10/14	56-46	W	22-60 18-48	.367 .375	2-17 8-25	.118 .320	10-17 2-4	.588 .500	21-20-41 9-19-28	9 18	11 6	4 10	6 2	6 3	56 46
UK NORTH CAROLINA	12/13/14	84-70	W	27-48 27-60	.563 .450	7-15 6-13	.467 .462	23-31 10-13	.742 .769	11-13-24 18-13-31	17 22	19 13	15 18	5 2	12 5	84 70
UK vs. UCLA	12/20/14	83-44	W	32-64 19-71	.500 .268	12-26 5-16	.462 .313	7-12 1-4	.583 .250	13-34-47 20-22-42	13 10	25 9	12 15	13 3	8 6	83 44
UK at Louisville	12/27/14	58-50	W	21-50 15-58	.420 .259	6-14 3-14	.429 .214	10-14 17-24	.714 .708	17-29-46 18-15-33	20 16	11 1	18 9	3 2	6 10	58 50
UK OLE MISS*	1/6/15	89-86	W ^{OT}	25-60 29-59	.417 .492	11-20 9-17	.550 .529	28-40 19-22	.700 .864	16-18-34 10-22-32	18 29	16 12	10 18	7 4	6 5	89 86
UK at Texas A&M*	1/10/15	70-64	W ^{2OT}	18-64 23-69	.281 .333	9-28 2-15	.321 .133	25-35 16-30	.714 .533	16-37-53 18-34-52	26 23	13 7	12 12	10 6	6 3	70 64
UK MISSOURI*	1/13/15	86-37	W	27-56 16-59	.482 .271	8-18 1-18	.444 .056	24-30 4-8	.800 .500	16-30-46 12-15-27	10 20	13 9	8 11	8 0	5 6	86 37
UK at Alabama*	1/17/15	70-48	W	23-46 20-45	.500 .444	8-17 5-18	.471 .278	16-18 3-7	.889 .429	11-19-30 8-13-21	13 19	14 4	10 15	3 4	5 4	70 48
UK VANDERBILT*	1/20/15	65-57	W	20-46 22-53	.435 .415	4-6 7-18	.667 .389	21-32 6-12	.656 .500	10-23-33 9-21-30	14 19	13 11	13 16	11 3	8 6	65 57
UK at South Carolina*	1/24/15	58-43	W	18-39 12-53	.462 .226	3-9 3-10	.333 .300	19-27 16-21	.704 .762	3-25-28 18-22-40	17 20	10 5	8 12	9 2	8 3	58 43
UK at Missouri*	1/29/15	69-53	W	20-44 18-43	.455 .419	2-7 4-16	.286 .250	27-37 13-20	.730 .650	11-23-34 6-20-26	23 31	8 11	14 15	1 3	7 10	69 53
UK ALABAMA*	1/31/15	70-55	W	24-41 17-37	.585 .459	7-15 4-16	.467 .250	15-23 17-25	.652 .680	5-16-21 8-18-26	22 19	14 4	5 13	1 1	5 2	70 55
UK GEORGIA*	2/3/15	69-58	W	25-55 19-46	.455 .413	7-22 5-14	.318 .357	12-17 15-23	.706 .652	5-19-24 9-27-36	16 16	16 10	7 16	3 2	5 3	69 58
UK at Florida*	2/7/15	68-61	W	22-47 24-49	.468 .490	3-14 6-21	.214 .286	21-22 7-14	.955 .500	11-22-33 6-14-20	15 20	12 9	15 11	2 1	4 8	68 61
UK at LSU*	2/10/15	71-69	W	31-68 28-59	.456 .475	2-12 3-10	.167 .300	7-11 10-16	.636 .625	17-23-40 12-23-35	16 12	14 13	8 9	9 5	5 6	71 69
UK SOUTH CAROLINA*	2/14/15	77-43	W	27-54 13-55	.500 .236	5-14 3-20	.357 .150	18-24 14-17	.750 .824	15-30-45 10-11-21	15 21	17 3	13 9	6 2	2 3	77 43
UK at Tennessee*	2/17/15	66-48	W	22-53 21-56	.415 .375	5-22 2-17	.227 .118	17-21 4-10	.810 .400	17-18-35 19-16-35	15 20	11 6	11 15	5 3	6 7	66 48
UK AUBURN*	2/21/15	110-75	W	44-68 25-60	.647 .417	6-17 11-19	.353 .579	16-23 14-26	.696 .538	12-32-44 7-15-22	19 21	25 11	15 15	6 0	7 6	110 75
UK at Mississippi State*	2/25/15	74-56	W	28-57 19-51	.491 .373	6-13 2-11	.462 .182	12-13 16-27	.923 .593	7-28-35 7-23-30	18 15	15 6	9 8	9 2	2 5	74 56



2015-16 KENTUCKY MEN'S BASKETBALL

2014-15 GAME-BY-GAME STATISTICS



Kentucky claimed its 28th SEC tournament title with a 78-63 win over No. 21/20 Arkansas on March 15, 2015, in Nashville, Tenn.

Opponent	Date	Score	W/L	FG-FGA	Pct	3FG-FGA	Pct	FT-FTA	Pct	Rebounds Off-Def-Tot	PF	A	TO	Blk	Stl	Pts
UK	2/28/15	84-67	W	29-60	.483	5-17	.294	21-28	.750	13-25-38	19	13	9	6	8	84
ARKANSAS*				21-56	.375	5-18	.278	20-25	.800	10-22-32	20	10	12	0	4	67
UK	3/3/15	72-64	W	25-63	.397	4-15	.267	18-25	.720	11-27-38	18	8	3	4	5	72
at Georgia*				26-55	.473	3-17	.176	9-18	.500	9-32-41	19	13	11	4	0	64
UK	3/7/15	67-50	W	25-53	.472	2-6	.333	15-21	.714	10-21-31	9	9	8	8	8	67
FLORIDA*				21-49	.429	5-11	.455	3-7	.429	8-18-26	15	10	17	3	1	50
UK	3/13/15	64-49	W	21-56	.375	3-10	.300	19-23	.826	16-23-39	11	7	7	6	5	64
vs. Florida (SEC Tournament)				22-56	.393	2-11	.182	3-5	.600	11-22-33	18	12	12	4	3	49
UK	3/14/15	91-67	W	27-48	.563	7-14	.500	30-35	.857	7-32-39	26	17	10	7	4	91
vs. Auburn (SEC Tournament)				18-54	.333	6-20	.300	25-34	.735	9-16-25	23	5	7	0	2	67
UK	3/15/15	78-63	W	25-49	.510	7-12	.583	21-27	.778	13-20-33	17	16	13	6	4	78
vs. Arkansas (SEC Tournament)				24-54	.444	4-13	.308	11-17	.647	13-12-25	22	5	12	3	4	63
UK	3/19/15	79-56	W	28-61	.459	3-10	.300	20-28	.714	13-38-51	18	15	13	5	7	79
vs. Hampton (NCAA Tournament)				17-59	.288	4-16	.250	18-23	.783	6-25-31	22	2	11	3	9	56
UK	3/21/15	64-51	W	20-54	.370	4-15	.267	20-28	.714	12-26-38	15	10	7	9	7	64
vs. Cincinnati (NCAA Tournament)				20-63	.317	2-14	.143	9-14	.643	21-24-45	22	5	14	6	4	51
UK	3/26/15	78-39	W	24-50	.480	4-15	.267	26-32	.813	11-33-44	21	13	10	7	7	78
vs. West Virginia (NCAA Tournament)				13-54	.241	2-15	.133	11-19	.579	13-19-32	29	7	13	3	4	39
UK	3/28/15	68-66	W	25-47	.532	4-8	.500	14-20	.700	10-19-29	12	8	11	9	4	68
vs. Notre Dame (NCAA Tournament)				26-56	.464	4-14	.286	10-13	.769	13-15-28	14	16	7	1	5	66
UK	4/4/15	64-71	L	26-54	.481	3-5	.600	9-10	.900	6-16-22	20	7	6	4	5	64
vs. Wisconsin (NCAA Tournament)				23-48	.479	7-17	.412	18-22	.818	12-22-34	14	10	10	2	1	71
Kentucky		2900		1006-2150	.468	203-582	.349	685-943	.726	491-991-1482	665	553	408	268	253	2900
Opponents		2118		750-2116	.354	175-646	.271	443-672	.659	463-752-1215	778	301	533	94	182	2118

Home games in all CAPS

*SEC games



ADDITIONAL 2014-15 STATISTICS

KENTUCKY'S RECORD WHEN ...

	ALL	SEC		ALL	SEC		ALL	SEC
Leading at halftime:	30-0	14-0	Outrebounded by opponent:	7-1	4-0	Fewer/Same points in the paint:	11-0	6-0
Tied at the half:	3-1	1-0	Equal number of rebounds:	1-0	1-0	More bench points than opp.:	37-1	18-0
Trailing at halftime:	5-0	3-0	Fewer turnovers than opp.:	26-1	13-0	Fewer or same bench pts.:	1-0	0-0
Shoot 50% or higher:	12-0	4-0	Same turnovers as opp.:	2-0	2-0	More 2nd-chance points:	28-0	13-0
Shoot less than 50%:	26-1	14-0	More turnovers than opp.:	10-0	3-0	Fewer or same 2nd-chance pts.:	10-1	5-0
Shoot higher % than opp.:	31-1	13-0	Make 8 or more 3-pointers:	8-0	4-0	More or same points off TOs:	35-1	18-0
Shoot lower % than opp.:	7-0	5-0	Make 7 or fewer 3-pointers:	30-1	14-0	Fewer points off TOs:	3-0	0-0
Opp. shoot worse than 50%:	38-1	18-0	Games decided by 5 or fewer:	3-0	2-0	On Tuesday:	9-0	7-0
Opp. shoot 50% or higher:	0-0	0-0	Overtime games:	2-0	2-0	On Wednesday:	2-0	1-0
Score less than 60 points:	4-0	1-0	On CBS/TBS:	9-1	3-0	On Thursday:	3-0	1-0
Score 60-69 points:	10-1	6-0	On ESPN/ESPN2/ESPNU:	19-0	11-0	On Friday:	4-0	0-0
Score 70-79 points:	12-0	7-0	On Fox Sports1:	0-0	0-0	On Saturday:	15-1	9-0
Score 80-89 points:	9-0	3-0	On SEC Network:	9-0	4-0	On Sunday:	5-0	0-0
Score 90-99 points:	2-0	0-0	On ABC:	0-0	0-0	In November:	7-0	0-0
Score 100+ points:	1-0	1-0	On FSN:	1-0	0-0	In December:	6-0	0-0
Opp. score less than 60 pts.:	26-0	11-0	On CSS:	0-0	0-0	In January:	8-0	8-0
Opp. score 60-69 pts.:	9-0	5-0	vs. SEC at Home:	9-0	9-0	In February:	8-0	8-0
Opp. score 70-79 pts.:	2-1	1-0	vs. SEC on Road:	9-0	9-0	In March:	9-0	2-0
Opp. score 80-89 points:	1-0	1-0	Games vs. ranked opp.:	9-1	1-0	In April:	0-1	0-0
Opp. score 90-99 points:	0-0	0-0	Games following a loss:	0-0	0-0			
Opp. score 100+ points:	0-0	0-0	Games following a win:	37-1	18-0			
Outrebounded opponent:	30-0	13-0	More points in the paint:	27-1	12-0			

FINAL STAT RANKINGS

TEAM

Category	[National]	SEC (Stat)
Scoring	[29th]	2nd (74.4)
Scoring Defense	[3rd]	1st (54.3)
Scoring Margin	[1st]	1st (+20.1)
Free Throw %	[52nd]	3rd (.726)
Field Goal %	[38th]	2nd (.468)
Field Goal % Def.	[1st]	1st (.354)
3-Pt. Field Goal %	[150th]	3rd (.349)
3-Pt. FG % Def.	[3rd]	1st (.271)
Rebounding Offense		3rd (38.0)
Rebounding Defense		2nd (31.2)
Rebounding Margin	[15th]	1st (+6.8)
Blocked Shots Per Game	[2nd]	1st (6.9)
Assists Per Game	[61st]	5th (14.2)
Steals Per Game	[138th]	7th (6.5)
Turnover Margin	[17th]	2nd (+3.2)
Assist/TO Ratio	[22nd]	1st (1.4)
Offensive Rebounds Per Game	[37th]	3rd (12.6)
Defensive Rebounds Per Game	[46th]	3rd (25.4)
Defensive Rebound Pct.		7th (.682)
Offensive Rebound Pct.		1st (.395)
3-Point FG Made Per Game	[279th]	13th (5.2)

INDIVIDUAL

Category	[National]	SEC (Stat)
Assist-to-Turnover Ratio Per Game [NATIONAL]		
Tyler Ulis	[3rd]	1st (3.6)
Andrew Harrison	[76th]	4th (2.2)
Assists Per Game		
Tyler Ulis	[177th]	9th (3.6)
Andrew Harrison	[201st]	12th (3.6)
Blocked Shots Per Game		
Karl-Anthony Towns	[37th]	2nd (2.3)
Willie Cauley-Stein	[73rd]	5th (1.7)
Defensive Rebounds Per Game		
Karl-Anthony Towns		9th (4.3)
Free-Throw Percentage		
Karl-Anthony Towns	[113th]	7th (.813)
Andrew Harrison	[167th]	9th (.792)
Offensive Rebounds Per Game		
Karl-Anthony Towns	[175th]	10th (2.4)
Willie Cauley-Stein	[210th]	12th (2.3)
Rebounds Per Game		
Karl-Anthony Towns	[201st]	9th (6.7)
Willie Cauley-Stein	[246th]	13th (6.4)

DOUBLE-FIGURE GAMES

Points Aa. Harrison 24, Booker 20, Towns 19, An. Harrison 17, Cauley-Stein 13, Lyles 12, Johnson 11, Ulis 6, Lee 1
Rebounds Towns 10, Cauley-Stein 9, Johnson 3, Lyles 2
Double-doubles Towns 8, Cauley-Stein 3, Johnson 2, Lyles 2

WILDCATS VS. CONFERENCE

1-0	American
3-0	Atlantic Coast
1-0	Big East
1-0	Big Sky
0-1	Big Ten
3-0	Big 12
1-0	Ivy
1-0	Mid-American
1-0	Mid-Eastern
1-0	Ohio Valley
1-0	Pac 12
1-0	Patriot
21-0	Southeastern
1-0	Sun Belt
1-0	Western Athletic

RECORD BY LINEUPS

Cauley-Stein, Aa. Harrison, An. Harrison, Lyles, Towns	20-1
Cauley-Stein, Aa. Harrison, An. Harrison, Hawkins, Towns	9-0
Cauley-Stein, Aa. Harrison, An. Harrison, Poythress, Towns	8-0
An. Harrison, Lanter, Long, Malone, Towns	1-0



2015-16 KENTUCKY MEN'S BASKETBALL

2014-15 SEASON IN REVIEW

DEPARTED LETTERWINNERS

DEVIN BOOKER • 6-6 • 206 • G • FR. • GRAND RAPIDS, MICH. (MOSS POINT)

Season	G-S	Min-Avg	FG-A	Pct	3PT-A	Pct	FT-A	Pct	Reb-Avg	PF-D	A	TO	BS	ST	Pts-Avg
2014-15	38-0	817-21.5	135-287	.470	58-141	.411	53-64	.828	76-2.0	58-0	42	37	2	17	381-10.0
TOTAL	38-0	817-21.5	135-287	.470	58-141	.411	53-64	.828	76-2.0	58-0	42	37	2	17	381-10.0

WILLIE CAULEY-STEIN • 7-0 • 242 • F • JR. • OLATHE, KAN. (NORTHWEST)

Season	G-S	Min-Avg	FG-A	Pct	3PT-A	Pct	FT-A	Pct	Reb-Avg	PF-D	A	TO	BS	ST	Pts-Avg
2012-13	29-14	683-23.6	105-169	.621	0-0	.000	32-86	.372	179-6.2	70-2	27	48	60	24	242-8.3
2013-14	37-18	880-23.8	106-178	.596	0-0	.000	40-83	.482	225-6.1	98-2	25	31	106	44	252-6.8
2014-15	39-38	1012-25.9	135-236	.572	0-0	.000	79-128	.617	251-6.4	78-2	38	48	67	47	349-8.9
TOTAL	105-70	2575-24.5	346-583	.593	0-0	.000	151-297	.508	655-6.2	246-6	90	127	233	115	843-8.0

AARON HARRISON • 6-6 • 212 • G • SO. • RICHMOND, TEXAS (TRAVIS)

Season	G-S	Min-Avg	FG-A	Pct	3PT-A	Pct	FT-A	Pct	Reb-Avg	PF-D	A	TO	BS	ST	Pts-Avg
2013-14	40-40	1303-32.6	174-411	.423	62-174	.356	139-176	.790	118-3.0	85-2	74	65	12	43	549-13.7
2014-15	39-38	1005-25.8	146-370	.395	59-187	.316	79-101	.782	100-2.6	61-2	55	35	6	43	430-11.0
TOTAL	79-78	2308-29.2	320-781	.410	121-361	.335	218-277	.787	218-2.8	146-4	129	100	18	86	979-12.4

ANDREW HARRISON • 6-6 • 210 • G • SO. • RICHMOND, TEXAS (TRAVIS)

Season	G-S	Min-Avg	FG-A	Pct	3PT-A	Pct	FT-A	Pct	Reb-Avg	PF-D	A	TO	BS	ST	Pts-Avg
2013-14	40-39	1267-31.7	121-330	.367	33-94	.351	159-208	.764	126-3.2	119-3	159	109	9	21	434-10.9
2014-15	39-39	994-25.5	101-267	.378	36-94	.383	126-159	.792	87-2.2	70-0	139	64	8	40	364-9.3
TOTAL	79-78	2261-28.6	222-597	.372	69-188	.367	285-367	.777	213-2.7	189-3	298	173	17	61	798-10.1

DAKARI JOHNSON • 7-0 • 255 • C • So. • BROOKLYN, N.Y. (MONTVERDE ACADEMY)

Season	G-S	Min-Avg	FG-A	Pct	3PT-A	Pct	FT-A	Pct	Reb-Avg	PF-D	A	TO	BS	ST	Pts-Avg
2013-14	39-18	550-14.1	82-144	.569	0-0	.000	38-85	.447	154-3.9	79-1	11	25	23	9	202-5.2
2014-15	39-0	635-16.3	79-156	.506	0-0	.000	90-144	.625	179-4.6	69-1	29	42	36	14	248-6.4
TOTAL	78-18	1185-15.2	161-300	.537	0-0	.000	128-229	.559	333-4.3	148-2	40	67	59	23	450-5.8

BRIAN LONG • 5-9 • 155 • G • SR. • DUMONT, N.J. (RIVER DELL)

Season	G-S	Min-Avg	FG-A	Pct	3PT-A	Pct	FT-A	Pct	Reb-Avg	PF-D	A	TO	BS	ST	Pts-Avg
2011-12	12-0	17-1.4	0-1	.000	0-0	.000	2-4	.500	2-0.2	0-0	0	0	0	0	2-0.2
2012-13	3-0	6-2.0	0-3	.000	0-1	.000	0-0	.000	0-0.0	0-0	0	0	0	1	0-0.0
2013-14	1-0	1-1.0	0-0	.000	0-0	.000	0-0	.000	0-0.0	0-0	0	0	0	0	0-0.0
2014-15	10-1	16-1.6	0-2	.000	0-2	.000	0-0	.000	0-0.0	2-0	0	0	0	1	0-0.0
TOTAL	26-1	40-1.5	0-6	.000	0-3	.000	2-4	.500	2-0.1	2-0	0	0	0	2	2-0.1

TREY LYLES • 6-10 • 235 • F • FR. • INDIANAPOLIS (ARSENAL TECH)

Season	G-S	Min-Avg	FG-A	Pct	3PT-A	Pct	FT-A	Pct	Reb-Avg	PF-D	A	TO	BS	ST	Pts-Avg
2014-15	36-21	828-23.0	117-240	.488	4-29	.138	75-102	.735	188-5.2	57-0	38	41	16	19	313-8.7
TOTAL	36-21	828-23.0	117-240	.488	4-29	.138	75-102	.735	188-5.2	57-0	38	41	16	19	313-8.7

SAM MALONE • 5-11 • 185 • G • SR. • SCITUATE, MASS. (SCITUATE)

Season	G-S	Min-Avg	FG-A	Pct	3PT-A	Pct	FT-A	Pct	Reb-Avg	PF-D	A	TO	BS	ST	Pts-Avg
2011-12	6-0	13-2.2	3-6	.500	0-0	.000	0-0	.000	2-0.3	0-0	1	4	0	0	6-1.0
2012-13	3-0	6-2.0	0-0	.000	0-0	.000	0-0	.000	3-1.0	0-0	0	2	0	0	0-0.0
2013-14	1-0	0-0.0	0-0	.000	0-0	.000	0-0	.000	0-0.0	0-0	0	0	0	0	0-0.0
2014-15	8-1	11-1.4	0-1	.000	0-0	.000	1-2	.500	3-0.4	0-0	0	1	0	0	1-0.1
TOTAL	18-1	30-1.7	3-7	.429	0-0	.000	1-2	.500	8-0.4	0-0	1	7	0	0	7-0.4

KARL-ANTHONY TOWNS • 6-11 • 255 • F • FR. • PISCATAWAY, N.J. (ST. JOSEPH)

Season	G-S	Min-Avg	FG-A	Pct	3PT-A	Pct	FT-A	Pct	Reb-Avg	PF-D	A	TO	BS	ST	Pts-Avg
2014-15	39-39	822-21.1	145-256	.566	2-8	.250	109-134	.813	261-6.7	115-6	44	53	88	18	401-10.3
TOTAL	39-39	822-21.1	145-256	.566	2-8	.250	109-134	.813	261-6.7	115-6	44	53	88	18	401-10.3




Devin Booker



Willie Cauley-Stein



Aaron Harrison



Andrew Harrison




Dakari Johnson



Brian Long



Trey Lyles



Sam Malone



Karl-Anthony Towns

2015-16 KENTUCKY MEN'S BASKETBALL

2014-15 GAME RECAPS



Official Basketball Box Score -- Game Totals -- Final Statistics
Kentucky vs Alabama

Kentucky 70 • 17-0, 4-0

Box score table for Kentucky vs Alabama, showing player stats like FG, FT, Rebounds, PF, TP, A TO, Blk, Stl, Min.

FG % 1st Half: 12-23 52.2%, 2nd half: 11-23 47.8%, Game: 23-46 50.0%
3FG % 1st Half: 4-10 40.0%, 2nd half: 4-7 57.1%, Game: 8-17 47.1%
FT % 1st Half: 7-8 87.5%, 2nd half: 9-10 90.0%, Game: 16-18 88.9%

Alabama 48 • 12-5, 2-2

Box score table for Alabama vs Kentucky, showing player stats like FG, FT, Rebounds, PF, TP, A TO, Blk, Stl, Min.

FG % 1st Half: 7-22 31.8%, 2nd half: 13-23 56.5%, Game: 20-45 44.4%
3FG % 1st Half: 2-9 22.2%, 2nd half: 3-9 33.3%, Game: 5-18 27.8%
FT % 1st Half: 1-4 25.0%, 2nd half: 2-3 66.7%, Game: 3-7 42.9%

Officials: Joe Lindsay, Terry Moore, Olandis Poole
Technical fouls: Kentucky-None. Alabama-None.
Attendance: 15383

Score by periods table for Kentucky vs Alabama

Points In Off 2nd Fast Bench table for Kentucky vs Alabama

Last FG - UK 2nd-03:15, UA 2nd-00:19.
Largest lead - UK by 28 2nd-04:09, UA by 2 1st-19:46.
UK led for 37:21. UA led for 00:44. Game was tied for 01:49.

Score tied - 2 times.
Lead changed - 1 time.

Official Basketball Box Score -- Game Totals -- Final Statistics
Vanderbilt vs Kentucky

Vanderbilt 57 • 11-7, 1-4

Box score table for Vanderbilt vs Kentucky, showing player stats like FG, FT, Rebounds, PF, TP, A TO, Blk, Stl, Min.

FG % 1st Half: 10-26 38.5%, 2nd half: 12-27 44.4%, Game: 22-53 41.5%
3FG % 1st Half: 2-7 28.6%, 2nd half: 5-11 45.5%, Game: 7-18 38.9%
FT % 1st Half: 4-8 50.0%, 2nd half: 2-4 50.0%, Game: 6-12 50.0%

Kentucky 65 • 18-0, 5-0

Box score table for Kentucky vs Vanderbilt, showing player stats like FG, FT, Rebounds, PF, TP, A TO, Blk, Stl, Min.

FG % 1st Half: 11-22 50.0%, 2nd half: 9-24 37.5%, Game: 20-46 43.5%
3FG % 1st Half: 2-7 28.6%, 2nd half: 2-4 50.0%, Game: 4-6 66.7%
FT % 1st Half: 9-14 64.3%, 2nd half: 12-18 66.7%, Game: 21-32 65.6%

Officials: Joe DeRosa, Michael Roberts, Kipp Kissingner
Technical fouls: Vanderbilt-None. Kentucky-None.
Attendance: 24249

Score by periods table for Kentucky vs Vanderbilt

Points In Off 2nd Fast Bench table for Kentucky vs Vanderbilt

Last FG - VU 2nd-00:36, UK 2nd-01:07.
Largest lead - VU None, UK by 12 2nd-11:32.
VU led for 00:00. UK led for 39:36. Game was tied for 00:24.

Score tied - 0 times.
Lead changed - 0 times.

Official Basketball Box Score -- Game Totals -- Final Statistics
Kentucky vs South Carolina

Kentucky 58 • 19-0, 6-0 SEC

Box score table for Kentucky vs South Carolina, showing player stats like FG, FT, Rebounds, PF, TP, A TO, Blk, Stl, Min.

FG % 1st Half: 12-25 48.0%, 2nd half: 6-14 42.9%, Game: 18-39 46.2%
3FG % 1st Half: 2-6 33.3%, 2nd half: 1-3 33.3%, Game: 3-9 33.3%
FT % 1st Half: 8-15 53.3%, 2nd half: 11-12 91.7%, Game: 19-27 70.4%

South Carolina 43 • 10-8, 1-5 SEC

Box score table for South Carolina vs Kentucky, showing player stats like FG, FT, Rebounds, PF, TP, A TO, Blk, Stl, Min.

FG % 1st Half: 8-30 26.7%, 2nd half: 4-23 17.4%, Game: 12-53 22.6%
3FG % 1st Half: 1-3 33.3%, 2nd half: 2-7 28.6%, Game: 3-10 30.0%
FT % 1st Half: 7-9 77.8%, 2nd half: 9-12 75.0%, Game: 16-21 76.2%

Officials: Tony Greene, Jim Burr, Ron Groover
Technical fouls: Kentucky-None. South Carolina-None.
Attendance: 18000

Score by periods table for Kentucky vs South Carolina

Points In Off 2nd Fast Bench table for Kentucky vs South Carolina

Last FG - UK 2nd-01:16, SC 2nd-00:16.
Largest lead - UK by 18 2nd-01:16, SC by 2 1st-19:37.
UK led for 34:51. SC led for 04:02. Game was tied for 01:02.

Score tied - 3 times.
Lead changed - 5 times.

Official Basketball Box Score -- Game Totals -- Final Statistics
Kentucky vs Mizou

Kentucky 69 • 20-0, 7-0

Box score table for Kentucky vs Mizou, showing player stats like FG, FT, Rebounds, PF, TP, A TO, Blk, Stl, Min.

FG % 1st Half: 13-24 54.2%, 2nd half: 7-20 35.0%, Game: 20-44 45.5%
3FG % 1st Half: 1-4 25.0%, 2nd half: 1-3 33.3%, Game: 2-7 28.6%
FT % 1st Half: 7-10 70.0%, 2nd half: 20-27 74.1%, Game: 27-37 73.0%

Mizzou 53 • 7-13, 1-6

Box score table for Mizou vs Kentucky, showing player stats like FG, FT, Rebounds, PF, TP, A TO, Blk, Stl, Min.

FG % 1st Half: 10-22 45.5%, 2nd half: 8-21 38.1%, Game: 18-43 41.9%
3FG % 1st Half: 3-11 27.3%, 2nd half: 1-5 20.0%, Game: 4-16 25.0%
FT % 1st Half: 2-3 66.7%, 2nd half: 11-17 64.7%, Game: 13-20 65.0%

Officials: Doug Simmons, Lee Cassell, Darron George
Technical fouls: Kentucky-Marcus Lee. Mizou-Williams III, Johnat.
Attendance: 13034

Score by periods table for Kentucky vs Mizou

Points In Off 2nd Fast Bench table for Kentucky vs Mizou

Last FG - UK 2nd-00:10, MU-M 2nd-00:36.
Largest lead - UK by 20 2nd-08:20, MU-M by 1 1st-09:34.
UK led for 38:34. MU-M led for 00:59. Game was tied for 00:27.

Score tied - 2 times.
Lead changed - 6 times.



2015-16 KENTUCKY MEN'S BASKETBALL

2014-15 GAME RECAPS

Official Basketball Box Score -- Game Totals -- Final Statistics

Alabama vs Kentucky
01/31/15 7:00pm at Rupp Arena - Lexington, Ky.

Alabama 55 • 13-8, 3-5

Box score table for Alabama vs Kentucky with columns for Player, FG, 3-Ptr, FT, Rebounds, PF, TP, A, TO, Blk, Stl, Min.

Summary statistics for Alabama vs Kentucky including FG%, 3FG%, FT%, and Game statistics.

Kentucky 70 • 21-0, 8-0

Box score table for Kentucky vs Alabama with columns for Player, FG, 3-Ptr, FT, Rebounds, PF, TP, A, TO, Blk, Stl, Min.

Summary statistics for Kentucky vs Alabama including FG%, 3FG%, FT%, and Game statistics.

Officials: Mike Nance, Marc Ellard, Byron, Jarrett
Technical fouls: Alabama-None. Kentucky-None.

Attendance: 24351

Score by periods table for Alabama vs Kentucky.

Points in game table for Alabama vs Kentucky.

Last FG - UA 2nd-01:37, UK 2nd-02:49.
Largest lead - UA by 2 1st-19:32, UK by 21 2nd-14:51.

Score tied - 1 time.
Lead changed - 1 time.

Official Basketball Box Score -- Game Totals -- Final Statistics

Georgia vs Kentucky
02/03/15 7:00 pm at Rupp Arena - Lexington, Ky.

Georgia 58 • 14-7, 5-4

Box score table for Georgia vs Kentucky with columns for Player, FG, 3-Ptr, FT, Rebounds, PF, TP, A, TO, Blk, Stl, Min.

Summary statistics for Georgia vs Kentucky including FG%, 3FG%, FT%, and Game statistics.

Kentucky 69 • 22-0, 9-0

Box score table for Kentucky vs Georgia with columns for Player, FG, 3-Ptr, FT, Rebounds, PF, TP, A, TO, Blk, Stl, Min.

Summary statistics for Kentucky vs Georgia including FG%, 3FG%, FT%, and Game statistics.

Officials: Joe DeRosa, Keith Kimble, Kipp Kissinger
Technical fouls: Georgia-None. Kentucky-None.

Attendance: 24256

Score by periods table for Kentucky vs Georgia.

Points in game table for Kentucky vs Georgia.

Last FG - UK 2nd-02:06, UK 2nd-01:33.
Largest lead - UK None, UK by 18 2nd-18:26.

Score tied - 0 times.
Lead changed - 0 times.

Official Basketball Box Score -- Game Totals -- Final Statistics

Kentucky vs Florida
2/7/15 9 p.m. at O'Connell Center - Gainesville, Fla.

Kentucky 68 • 23-0,10-0 SEC

Box score table for Kentucky vs Florida with columns for Player, FG, 3-Ptr, FT, Rebounds, PF, TP, A, TO, Blk, Stl, Min.

Summary statistics for Kentucky vs Florida including FG%, 3FG%, FT%, and Game statistics.

Florida 61 • 12-11, 5-5 SEC

Box score table for Florida vs Kentucky with columns for Player, FG, 3-Ptr, FT, Rebounds, PF, TP, A, TO, Blk, Stl, Min.

Summary statistics for Florida vs Kentucky including FG%, 3FG%, FT%, and Game statistics.

Officials: Doug Shows, Pat Adams, Lee Cassell
Technical fouls: Kentucky-None. Florida-None.

Attendance: 12578

Score by periods table for Kentucky vs Florida.

Points in game table for Kentucky vs Florida.

Last FG - UK 2nd-04:52, UF 2nd-00:14.
Largest lead - UK by 7 2nd-00:22, UF by 9 1st-11:14.

Score tied - 4 times.
Lead changed - 8 times.

Official Basketball Box Score -- Game Totals -- Final Statistics

Kentucky vs LSU
02/10/15 6:01 p.m. at Baton Rouge, La. (Maravich Center)

Kentucky 71 • 24-0 (11-0 SEC)

Box score table for Kentucky vs LSU with columns for Player, FG, 3-Ptr, FT, Rebounds, PF, TP, A, TO, Blk, Stl, Min.

Summary statistics for Kentucky vs LSU including FG%, 3FG%, FT%, and Game statistics.

LSU 69 • 17-7 (6-5 SEC)

Box score table for LSU vs Kentucky with columns for Player, FG, 3-Ptr, FT, Rebounds, PF, TP, A, TO, Blk, Stl, Min.

Summary statistics for LSU vs Kentucky including FG%, 3FG%, FT%, and Game statistics.

Officials: Antinio Petty, Joe Lindsay, Michael Roberts
Technical fouls: Kentucky-Karl-Anthony Towns. LSU-None.

Attendance: 13997

Score by periods table for Kentucky vs LSU.

Points in game table for Kentucky vs LSU.

Last FG - UK 2nd-01:30, LSU 2nd-03:52.
Largest lead - UK by 13 2nd-12:46, LSU by 8 1st-17:01.

Score tied - 5 times.
Lead changed - 3 times.



2015-16 KENTUCKY MEN'S BASKETBALL

2014-15 GAME RECAPS

Official Basketball Box Score -- Game Totals -- Final Statistics

Arkansas vs Kentucky 02/28/15 4:00 pm at Rupp Arena - Lexington, Ky.

Arkansas 67 • 23-6, 12-4

Box score for Arkansas vs Kentucky, including player stats and team totals.

FG % 1st Half: 8-27 29.6% 2nd half: 13-29 44.8% Game: 21-56 37.5%
3FG % 1st Half: 0-9 0.0% 2nd half: 5-9 55.6% Game: 5-18 27.8%
FT % 1st Half: 10-12 83.3% 2nd half: 10-13 76.9% Game: 20-25 80.0%

Kentucky 84 • 29-0, 16-0

Box score for Kentucky vs Arkansas, including player stats and team totals.

FG % 1st Half: 12-30 40.0% 2nd half: 17-30 56.7% Game: 29-60 48.3%
3FG % 1st Half: 3-10 30.0% 2nd half: 2-7 28.6% Game: 5-17 29.4%
FT % 1st Half: 15-20 75.0% 2nd half: 6-8 75.0% Game: 21-28 75.0%

Officials: Doug Shows, Olandis Poole, Mike Nance
Technical fouls: Arkansas-TEAM, Kentucky-None.
Attendance: 24416

Score by periods table for Arkansas vs Kentucky.

Points in game table for Arkansas vs Kentucky.

Last FG - AR 2nd-01:00, UK 2nd-01:47.
Largest lead - AR None, UK by 31 2nd-08:01.
AR led for 00:00. UK led for 39:52. Game was tied for 00:08.

Score tied - 0 times.
Lead changed - 0 times.

Official Basketball Box Score -- Game Totals -- Final Statistics

Kentucky vs Georgia 03/03/15 9:00 p.m. at Stegeman Coliseum - Athens, Ga.

Kentucky 72 • 30-0 (17-0)

Box score for Kentucky vs Georgia, including player stats and team totals.

FG % 1st Half: 11-33 33.3% 2nd half: 14-30 46.7% Game: 25-63 39.7%
3FG % 1st Half: 2-6 33.3% 2nd half: 2-4 50.0% Game: 4-15 26.7%
FT % 1st Half: 8-12 66.7% 2nd half: 10-13 76.9% Game: 18-25 72.0%

Georgia 64 • 19-10 (10-7)

Box score for Georgia vs Kentucky, including player stats and team totals.

FG % 1st Half: 12-28 42.9% 2nd half: 14-27 51.9% Game: 26-55 47.3%
3FG % 1st Half: 1-8 12.5% 2nd half: 2-9 22.2% Game: 3-17 17.6%
FT % 1st Half: 7-11 63.6% 2nd half: 2-7 28.6% Game: 9-18 50.0%

Officials: Pat Adams, Jim Burr, Doug Simmons
Technical fouls: Kentucky-None, Georgia-None.
Attendance: 10523
Flagrant 1 foul on GA 12 at 2:08 1st half.

Score by periods and points in game tables for Kentucky vs Georgia.

Last FG - UK 2nd-02:07, UGA 2nd-00:29.
Largest lead - UK by 8 2nd-00:33, UGA by 9 2nd-00:12.
UK led for 19:50. UGA led for 16:09. Game was tied for 04:01.

Score tied - 10 times.
Lead changed - 18 times.

Official Basketball Box Score -- Game Totals -- Final Statistics

Florida vs Kentucky 03/07/15 2:00 pm at Rupp Arena - Lexington, Ky.

Florida 50 • 15-16, 8-10

Box score for Florida vs Kentucky, including player stats and team totals.

FG % 1st Half: 12-27 44.4% 2nd half: 9-22 40.9% Game: 21-49 42.9%
3FG % 1st Half: 3-6 50.0% 2nd half: 2-5 40.0% Game: 5-11 45.5%
FT % 1st Half: 0-1 0.0% 2nd half: 3-6 50.0% Game: 3-7 42.9%

Kentucky 67 • 31-0, 18-0

Box score for Kentucky vs Florida, including player stats and team totals.

FG % 1st Half: 13-29 44.8% 2nd half: 12-24 50.0% Game: 25-53 47.2%
3FG % 1st Half: 1-4 25.0% 2nd half: 1-2 50.0% Game: 2-6 33.3%
FT % 1st Half: 3-5 60.0% 2nd half: 12-16 75.0% Game: 15-21 71.4%

Officials: Tony Greene, Joe Lindsay, Anthony Jordan
Technical fouls: Florida-None, Kentucky-None.
Attendance: 24428
6th highest Rupp Arena attendance.

Score by periods table for Florida vs Kentucky.

Points in game table for Florida vs Kentucky.

Last FG - UF 2nd-02:47, UK 2nd-01:26.
Largest lead - UF by 4 1st-13:45, UK by 18 2nd-00:46.
UF led for 04:43. UK led for 30:30. Game was tied for 04:47.

Score tied - 5 times.
Lead changed - 4 times.

Official Basketball Box Score -- Game Totals -- Final Statistics

Florida vs Kentucky 03/13/15 12:00 pm CT at SEC Men's Basketball Tourney - Nashville

Florida 49 • 16-17, 8-10

Box score for Florida vs Kentucky, including player stats and team totals.

FG % 1st Half: 13-29 44.8% 2nd half: 9-27 33.3% Game: 22-56 39.3%
3FG % 1st Half: 1-6 16.7% 2nd half: 1-5 20.0% Game: 2-11 18.2%
FT % 1st Half: 0-1 0.0% 2nd half: 3-4 75.0% Game: 3-5 60.0%

Kentucky 64 • 32-0, 18-0

Box score for Kentucky vs Florida, including player stats and team totals.

FG % 1st Half: 12-33 36.4% 2nd half: 9-23 39.1% Game: 21-56 37.5%
3FG % 1st Half: 1-6 16.7% 2nd half: 2-4 50.0% Game: 3-10 30.0%
FT % 1st Half: 6-8 75.0% 2nd half: 13-15 86.7% Game: 19-23 82.6%

Officials: Tony Greene, Pat Adams, Joe Lindsay
Technical fouls: Florida-None, Kentucky-None.
Attendance: 18205

Score by periods and points in game tables for Florida vs Kentucky.

Last FG - UF 2nd-01:23, UK 2nd-02:25.
Largest lead - UF by 5 1st-16:29, UK by 17 2nd-02:25.
UF led for 08:50. UK led for 29:11. Game was tied for 01:59.

Score tied - 3 times.
Lead changed - 2 times.



2015 SEC HONORS

SEC COACHES' HONORS

FIRST TEAM

Bobby Portis - Arkansas
Willie Cauley-Stein - Kentucky
Karl-Anthony Towns - Kentucky
 Jarell Martin - LSU
 Jordan Mickey - LSU
 Stefan Moody - Ole Miss
 Josh Richardson - Tennessee
 Danuel House - Texas A&M
 Damian Jones - Vanderbilt

SECOND TEAM

Levi Randolph - Alabama
 Michael Qualls - Arkansas
 KT Harrell - Auburn
 Dorian Finney-Smith - Florida
 Marcus Thornton - Georgia
Devin Booker - Kentucky
Aaron Harrison - Kentucky
 Craig Sword - Mississippi State
 Jalen Jones - Texas A&M

ALL-FRESHMAN TEAM

Anton Beard - Arkansas
 Devin Robinson - Florida
Devin Booker - Kentucky
Trey Lyles - Kentucky
Karl-Anthony Towns - Kentucky
Tyler Ulis - Kentucky
 Wade Baldwin IV - Vanderbilt
 Riley LaChance - Vanderbilt

ALL-DEFENSIVE TEAM

Marcus Thornton - Georgia
Willie Cauley-Stein - Kentucky
 Jordan Mickey - LSU
 Josh Richardson - Tennessee
 Damian Jones - Vanderbilt

COACH OF THE YEAR

John Calipari - Kentucky

PLAYER OF THE YEAR

Bobby Portis - Arkansas

FRESHMAN OF THE YEAR

Karl-Anthony Towns - Kentucky

SIXTH MAN OF THE YEAR

Devin Booker - Kentucky

DEFENSIVE PLAYER OF THE YEAR

Willie Cauley-Stein - Kentucky

SCHOLAR ATHLETE OF THE YEAR

Levi Randolph - Alabama

SEC TOURNAMENT RESULTS

March 11-15 Bridgestone Arena - Nashville, Tenn.

First Round — March 11
 (13) Auburn 74, (12) Mississippi State 68
 (11) South Carolina 63, (14) Missouri 54

Second Round — March 12

(8) Florida 69, (9) Alabama 61
 (13) Auburn 66, (5) Texas A&M 59
 (10) Tennessee 67, (7) Vanderbilt 61
 (11) South Carolina 60, (6) Ole Miss 58

Quarterfinals — March 13

(1) Kentucky 64, (8) Florida 49
 (13) Auburn 73, (4) LSU 70 OT
 (2) Arkansas 80, (10) Tennessee 72
 (3) Georgia 74, (11) South Carolina 62

Semifinals — March 14

(1) Kentucky 91, (13) Auburn 67
 (2) Arkansas 60, (3) Georgia 49

Finals — March 15

(1) Kentucky 78, (2) Arkansas 63

SEC ALL-TOURNAMENT TEAM

Michael Qualls - Arkansas
 KT Harrell - Auburn
Willie Cauley-Stein (MVP) - Kentucky
Aaron Harrison - Kentucky
Andrew Harrison - Kentucky

SEC PLAYER OF THE WEEK

Karl-Anthony Towns (March 9, 2015)

SEC FRESHMAN OF THE WEEK

Trey Lyles (Nov. 17, 2014)
 Karl-Anthony Towns (Dec. 1, 2014)
 Karl-Anthony Towns (Dec. 8, 2014)
 Devin Booker (Dec. 22, 2014)
 Tyler Ulis (Dec. 29, 2014)
 Devin Booker (Jan. 12, 2015)
 Devin Booker (Jan. 19, 2015)
 Devin Booker (Jan. 26, 2015)
 Devin Booker (Feb. 2, 2015)
 Karl-Anthony Towns (Feb. 16, 2015)
 Trey Lyles (March 2, 2015)



Karl-Anthony Towns was named the SEC Coaches' Player of the Year and the Associated Press SEC Newcomer of the Year in 2015.

ASSOCIATED PRESS ALL-SEC

FIRST TEAM

u - Bobby Portis - Arkansas
Willie Cauley-Stein - Kentucky
t - Karl-Anthony Towns - Kentucky
 Stefan Moody - Ole Miss
 t - Jarell Martin - LSU
 t - Jordan Mickey - LSU
 Josh Richardson - Tennessee

SECOND TEAM

Michael Qualls - Arkansas
 KT Harrell - Auburn
Aaron Harrison - Kentucky
 Danuel House - Texas A&M
 Damian Jones - Vanderbilt

* t - ties, u - unanimous

HONORABLE MENTION

Levi Randolph - Alabama
 Marcus Thornton - Georgia
Devin Booker - Kentucky
 Alex Caruso - Texas A&M

PLAYER OF THE YEAR

Bobby Portis - Arkansas

COACH OF THE YEAR

John Calipari - Kentucky

NEWCOMER OF THE YEAR

Karl-Anthony Towns - Kentucky

CELEBRATING 19 NBA FIRST-ROUND DRAFT PICKS AND FOUR FINAL FOUR

KENT



UK NATIONAL CHAMP

ANTHONY DAVIS MICHAEL KIDD-GILCHRIST TERRENCE JONES MARQUIS

IN THE FIRST SIX SEASONS UNDER HALL OF FAME COACH JOHN CALIPARI

TOGETHER



CHAMPIONS

TEAGUE 2012 NCAA CHAMPIONSHIP NERLENS NOEL ARCHIE GOODWIN



1947-48 NATIONAL CHAMPIONS



Front Row: Coach Adolph Rupp, Johnny Stough, Ralph Beard, Kenneth Rollins, Cliff Barker, Jr., Dale Barnstable, Asst. Coach Harry Lancaster **Second Row:** Manager Humzey Yessin, Garland Townes, Jim Jordan, Joe Holland, Alex Groza, Wallace Jones, Jim Line, Roger Day, Trainer Wilbert Bud Berger



KENTUCKY 58, BAYLOR 42 | MARCH 23, 1948 • NEW YORK

GAME REVIEW

Kentucky PLAYER	FG	FTM	FTA	PF	TP
Jones	4	1	1	3	9
Barker	2	1	3	4	5
Line	3	1	1	3	7
Groza	6	2	4	4	14
Holland	1	0	0	1	2
Beard	4	4	4	1	12
Rollins	3	3	5	3	9
Barnstable	0	0	1	0	0
Totals	23	12	19	19	58

Baylor PLAYER	FG	FTM	FTA	PF	TP
Owen	2	1	2	0	5
DeWitt	3	2	4	3	8
Hickman	1	0	0	0	2
Pulley	0	1	1	0	1
Heathington	3	2	4	5	8
Preston	0	0	2	2	0
Johnson	3	4	7	5	10
Robinson	3	2	4	4	8
Brack	0	0	0	0	0
Totals	15	12	24	19	42

Halftime: UK 29, Baylor 16

SEASON RECAP

Behind the Fabulous Five of Ralph Beard, Wah Wah Jones, Alex Groza, Kenny Rollins and Cliff Barker, the 1947-48 Kentucky men's basketball team went 36-3 en route to win the school's first national championship.

Kentucky got off to a quick start to the season, winning its first seven games before falling to Temple in a one-point buzzer-beater. The Wildcats, however, won 27 of their next 28 games, including a 58-38 victory retribution matchup over the Temple Owls. All five of the Wildcat starters were recognized by the Southeastern Conference with Jones, Beard and Rollins being named to the first team. Beard was also named the True Magazine Player of the Year for the second consecutive season.

Following the regular season, the Wildcats breezed through the SEC Tournament, winning the four games by a total of 111 points, including a narrow 54-53 victory over Georgia Tech in the championship game. The NCAA Tournament went much as the conference tourney did. Jones scored 19 points in the opener over Columbia and then UK won an eight-point decision over Holy Cross in the second round to

advance to the championship game against Baylor. Groza poured in 23 points for the 58-42 victory over the Bears.

CHAMPIONSHIP GAME

Alex Groza and Ralph Beard combined for 26 points and the Wildcats' defense held the Bears to 16 first-half points to capture UK's first NCAA title.


The title victory enabled the Wildcats to become only the second team ever to win both the NIT and NCAA titles. UK, which finished the season at 34-2, won the NIT title in 1946.

Paced by Groza and Beard, the Wildcats turned a 29-16 halftime lead into a 44-28 bulge midway through the second half. After Baylor rallied to cut the lead to 11, UK put the game out of reach as Wallace "Wah Wah" Jones scored four points to give the Wildcats a 15-point lead.

In addition to Groza and Beard, the Wildcats also got nine points apiece from Jones and Kenneth Rollins.



1948-49 NATIONAL CHAMPIONS



Front Row: Coach Adolph Rupp, Johnny Stough, Ralph Beard, Kenneth Rollins, Cliff Barker, Jr., Dale Barnstable, Asst. Coach Harry Lancaster **Second Row:** Manager Humzey Yessin, Garland Townes, Jim Jordan, Joe Holland, Alex Groza, Wallace Jones, Jim Line, Roger Day, Trainer Wilbert Bud Berger



KENTUCKY 46, OKLAHOMA A&M 36 | MARCH 26, 1949 • SEATTLE

GAME REVIEW

Kentucky PLAYER	FG	FTM	FTA	PF	TP
Jones	1	1	3	3	3
Line	2	1	2	3	5
Groza	9	7	8	5	25
Beard	1	1	2	4	3
Barker	1	3	3	4	5
Barnstable	1	1	1	1	3
Hirsch	1	0	0	1	2
Totals	16	14	19	21	46

Oklahoma A&M PLAYER	FG	FTM	FTA	PF	TP
Yates	1	0	0	1	2
Bradley	0	3	5	3	3
Harris	3	1	1	5	7
Parks	2	3	4	5	7
Shelton	3	6	7	4	12
Jaquet	0	1	2	0	1
McArthur	0	2	2	1	2
Pilgrim	0	2	2	1	2
Smith	0	0	0	1	0
Totals	9	18	23	21	36

Halftime: UK 25, Oklahoma A&M 20

SEASON RECAP

With a familiar four starters returning from the Fabulous Five, the 1948-49 Kentucky men's basketball team appeared poised to make a second consecutive title run. The Wildcats raced through the regular season with only one loss, and only three teams throughout the year came within even 10 points of Kentucky. Alex Groza led the team in scoring in 13 of its last 15 games and he broke a UK and SEC record with 38 points in a 95-40 win over Georgia on Feb. 21.

The team concluded the regular season with a 70-37 win over Vanderbilt at Alumni Gym, including a last-second 65-foot shot by Cliff Barker. The Cats again swept through the SEC Tournament in nearby Louisville, winning their opening-round game over Florida, 73-36. Kentucky outscored its SEC Tournament opponents by a total of 123 points in a four-game span, including a 68-52 win over Tulane in the conference final.

After being surprisingly upset in the first round of the NIT Tournament, the Wildcats had no trouble in NCAA play. Kentucky defeated Villanova, 85-72, and Illinois, 76-47, to advance to the national title game. Groza, Ralph Beard and Wah Wah Jones were all named All-America

and Groza was named the tournament's MVP.

It was no surprise that when the first-ever Associated Press poll was released the following year, the Cats were ranked preseason No. 1.

CHAMPIONSHIP GAME

Paced by Alex Groza's 25 points and a defense that limited the Aggies to a mere nine field goals, the Wildcats were crowned NCAA Champions for the second straight year.


Groza, a unanimous selection as the "Player of the Tournament," scored more than twice as many points as any other player. A&M's Jack Shelton was the game's only other player to score in double figures. He finished with 12 points.

The Aggies, coached by Hank Iba, led 5-2, but the Wildcats scored seven straight points, five by Groza, and never trailed again as they took a 25-20 first-half lead.

UK extended the lead to 31-21 early in the second half and coasted the rest of the way.



1950-51 NATIONAL CHAMPIONS



Standing: Frank Ramsey, Shelby Linville, Bill Spivey, Roger Layne, Lou Tsiropoulos, Read Morgan. **Seated:** Coach Adolph Rupp, Cliff Hagan, C.M. Newton, Walt Hirsch, Paul Lansaw, Dwight Price, Assistant Coach Harry Lancaster **Bottom Row:** Lindle Castle, Lucian Whitaker, Bobby Watson, Guy Strong, T. Riddle



KENTUCKY 68, KANSAS STATE 58 | MARCH 27, 1951 • MINNEAPOLIS

GAME REVIEW

Kentucky PLAYER	FG	FTM	FTA	PF	TP
Whitaker	4	1	0	2	9
Linville	2	4	8	5	8
Spivey	9	4	6	2	22
Ramsey	4	1	3	5	9
Watson	3	2	4	3	8
Hagan	5	0	2	5	10
Tsiropoulos	1	0	0	1	2
Newton	0	0	0	0	0
Totals	28	12	23	23	68

Kansas State PLAYER	FG	FTM	FTA	PF	TP
Head	3	2	2	5	8
Stone	3	6	8	5	12
Hitch	6	1	1	5	13
Barrett	2	0	2	1	4
Iverson	3	1	2	3	7
Housey	2	0	0	3	4
Gibson	0	1	1	5	1
Upson	0	0	0	1	0
Knostman	1	1	2	1	3
Peck	2	0	1	1	4
Schuyler	1	0	1	1	2
Totals	23	12	20	31	58

Halftime: Kansas State 29, UK 27

SEASON RECAP

Kentucky opened the 1950-51 season on an 84-game home win streak and they began the year by moving from the antiquated Alumni Gym to the new 11,500-seat Memorial Coliseum that was designed to commemorate the Kentuckians who died in World War II and the Korean War.

Though illness plagued the team and its coach throughout the season, Kentucky compiled a 32-2 record and its third national title in four years. UK defeated arch-rival Louisville by 11 points, 79-68, in the opening round of the NCAA Tournament before breezing by St. John's in the next round. After posting a narrow 76-74 victory over Illinois in the East Regional championship, the Cats toppled Kansas State, 68-58, in the championship game.

Seven-foot center Bill Spivey led Kentucky, scoring 19.2 points per game during the season. He was followed by the junior duo of Shelby Linville and Bobby Watson, who each averaged 10.4 points per game. The Cats outscored their opponents by 757 points in UK's third championship season.

CHAMPIONSHIP GAME

Bill Spivey scored 22 points and an ailing Cliff Hagan sparked the Wildcats to their third NCAA title.

With a squad consisting of only six healthy players — Walt Hirsch was ineligible and Hagan was plagued by an infected throat — the Wildcats hardly looked like championship material as Kansas State broke out to a 20-12 lead.

It was then that Rupp inserted the ailing Hagan. It was a move that may have proved the difference as the sophomore forward sparked a rally that saw UK cut the Kansas State lead to 29-27 at the half.

Led by Hagan and Spivey, who dominated the boards, UK outscored Kansas State 41-29 in the second half to complete the come-from-behind victory.



1957-58 NATIONAL CHAMPIONS



Front Row: Coach Adolph Rupp, Adrian Smith, John Crigler, Ed Beck, Don Mills, Johnny Cox, Vernon Hatton, Assistant Coach Harry Lancaster **Second Row:** Student Manager Jay Atkerson, Earl Adkins, Billy Smith, Phil Johnson, Bill Cassady, Lincoln Collinsworth and Harold Ross



KENTUCKY 84, SEATTLE 72 | MARCH 22, 1958 • LOUISVILLE

GAME REVIEW

Kentucky

PLAYER	FGM	FGA	FTM	FTA	REB	PF	TP
Crigler	5	12	4	7	14	4	14
Cox	10	23	4	4	16	3	24
Beck	0	1	0	1	3	4	0
A. Smith	2	8	3	5	6	4	7
Hatton	9	20	12	15	3	3	30
Mills	4	9	1	4	5	3	9
Totals	30	73	24	36	47	21	84

Seattle

PLAYER	FGM	FGA	FTM	FTA	REB	PF	TP
Frizzell	4	6	8	11	5	3	16
Brown	6	17	5	7	5	5	17
Baylor	9	32	7	9	19	4	25
Harney	2	5	0	1	1	1	4
Saunders	0	2	0	0	2	3	0
Ogorek	4	7	2	2	11	5	10
Plasecki	0	0	0	0	0	0	0
Totals	25	69	22	30	43	21	72

Halftime: Seattle 39, UK 36

SEASON RECAP

After finishing the previous year with a second-round NCAA tournament loss on their home court, the 1957-58 Kentucky Wildcats, behind the starting lineup of Vernon Hatton, Johnny Cox, John Crigler, Adrian Smith and Ed Beck, lost two of their final five games and appeared an unlikely contender for the national championship.

The Cats were led by Hatton's 17.1 points per game and Cox's 14.9 points per game. Hatton proved his effectiveness as a clutch player by sinking a 47-foot shot at the end of regulation to send UK into overtime against Temple, a game that the Wildcats would win 85-83 after three extra periods. Kentucky breezed past the first two rounds of the NCAA Tournament, held in Lexington, with wins over Miami of Ohio and Notre Dame. UK then faced Temple in the next round and again won a close 61-60 decision.

The Wildcats defeated Seattle 84-72 in an anti-climactic national title, the fourth and final national championship for Adolph Rupp.

CHAMPIONSHIP GAME

Senior Vernon Hatton scored 30 points and the Wildcats overcame a 25-point, 19-rebound performance by Elgin Baylor to capture their fourth NCAA championship.

Led by Hatton and Johnny Cox, who finished with 24 points, the Wildcats twice battled back from 11-point deficits to gain the victory.


Trailing for much of the game, UK grabbed its first lead with 6:08 left when Don Mills hit a hook shot to give the Wildcats a 61-60 lead. Moments later, Cox hit a jump shot to make it 63-60 and UK never trailed again.

John Crigler added 14 points and 14 rebounds for the victors. Mills and Adrian Smith finished with nine and seven points, respectively.

Aside from Baylor, Seattle received 17 points from Charley Brown and 16 from Jerry Frizzell.



1977-78 NATIONAL CHAMPIONS



Front Row: Coach Joe Hall, Jay Shidler, Dwane Casey, Kyle Macy, Jack Givens, Tim Stephens, Chris Gettelfinger, Truman Claytor, Assistant Coach Dick Parsons **Second Row:** Assistant Trainer Walt McCombs, Manager Don Sullivan, LaVon Williams, Scott Courts, Mike Phillips, Rick Robey, Chuck Aleksinas, Fred Cowan, James Lee, Assistant Coach Leonard Hamilton, Assistant Coach Joe Dean Jr



KENTUCKY 94, DUKE 88 | MARCH 27, 1978 • ST. LOUIS

GAME REVIEW

Kentucky PLAYER	MIN	FG	FT	REB	A	PF	TP
Givens	37	18-27	5-8	8	3	4	41
Robey	32	8-11	4-6	11	0	2	20
Phillips	11	1-4	2-2	2	1	5	4
Macy	38	3-3	3-4	0	8	1	9
Claytor	24	3-5	2-4	0	3	2	8
Lee	20	4-8	0-0	4	2	4	8
Shidler	16	1-5	0-1	1	3	3	2
Aleksinas	1	0-0	0-0	0	0	1	0
Williams	10	1-3	0-0	4	0	2	2
Cowan	8	0-2	0-0	2	0	1	0
Stephens	1	0-0	0-0	0	0	0	0
Courts	1	0-0	0-0	0	0	0	0
Gettelfinger	1	0-0	0-0	0	0	0	0
Casey	1	0-0	0-0	0	0	1	0
Totals	30	73	24	36	47	21	94

Duke PLAYER	MIN	FG	FT	REB	A	PF	TP
Banks	37	6-12	10-12	8	2	2	22
Dennard	30	5-7	0-0	8	2	5	12
Gminski	37	6-16	8-8	12	2	3	20
Harrell	24	2-2	0-0	0	1	3	4
Spanarkel	40	8-16	5-6	2	3	4	21
Suddath	9	1-3	2-3	2	0	1	2
Bender	17	1-2	5-5	1	4	3	7
Goetsch	6	0-1	0-0	1	0	1	0
Totals	200	29-59	30-34	35	14	22	88

Technicals — Duke bench
Halftime: UK 45, Duke 38

SEASON RECAP

Regular-season losses to Alabama and LSU were the only blemishes on Kentucky's 1977-78 record, as UK and senior Jack Givens, who averaged 18.1 points per game, went 30-2 for its first NCAA title in 20 years. UK outscored its opponents by 459 points during the season and were aided by 14.4 points per game from 6-foot-10 center Rick Robey.

Originally hailed as an underachieving team, Kentucky overcame obstacles to win the SEC Championship and the first NCAA title under head coach Joe B. Hall. The Cats won their last eight regular-season games, including a 92-70 win over UNLV in the home finale, led by 26 points from Robey, and a 78-68 win over Vanderbilt in Nashville, Tenn.

Characteristically, the Cats had no trouble with their early-round competition in the NCAA Tournament, as Florida State, Miami (Ohio) and Michigan State fell along the way. UK met up with Arkansas in the national semi-final game, which the Wildcats won 64-59, before defeating Duke, 94-88, in the championship final.

CHAMPIONSHIP GAME

Senior Jack Givens put on one of the finest individual performances in NCAA Championship history in leading the Wildcats past the Blue Devils.

With many Kentucky fans among the crowd of 18,271 chanting "Goose, Goose," Givens scored 41 points, three short of the record for a championship game, to help the Wildcats to their fifth NCAA title and first in 20 years.

Givens' dominance was clearly evident in the first half as he scored 23 points, including UK's last 16 of the half, to turn a 29-28 UK lead into a 45-38 cushion. It was a deficit from which the Blue Devils would not recover.

Overall, Givens made 18 of 27 field goal attempts, 5 of 8 free throws and added eight rebounds and three assists.



1995-96 NATIONAL CHAMPIONS



Front Row: Assistant Coach Delray Brooks, Head Coach Rick Pitino, Allen Edwards, Derek Anderson, Jeff Sheppard, Tony Delk, Anthony Epps, Cameron Mills, Wayne Turner, Associate Coach Jim O'Brien, Assistant Coach Winston Bennett **Back Row:** Equipment Manager Bill Keightley, Administrative Assistant George Barber, Jason Lathrem, Oliver Simmons, Nazr Mohammed, Mark Pope, Walter McCarty, Antoine Walker, Jared Prickett, Ron Mercer, Trainer Eddie Jamiel, Assistant Strength Coach Layne Kaufman, Strength Coach Shaun Brown



KENTUCKY 76, SYRACUSE 67 | APRIL 1, 1996 • EAST RUTHERFORD, N.J.

GAME REVIEW

Kentucky	MIN	FG	3FG	FT	R	F	A	TO	B	S	TP
Anderson	16	4-8	2-3	1-1	4	2	1	2	0	3	11
Walker	32	4-12	0-1	3-6	9	2	4	0	0	4	11
McCarty	19	2-6	0-0	0-0	7	3	3	1	0	0	4
Delk	37	8-20	7-12	1-2	7	2	2	3	1	2	24
Epps	35	0-6	0-3	0-0	4	1	7	1	0	0	0
Pope	27	1-6	0-2	2-2	3	3	2	4	0	1	4
Mercer	24	8-12	3-4	1-1	2	3	2	0	0	1	20
Sheppard	7	1-2	0-1	0-1	2	3	0	3	0	0	2
Edwards	3	0-1	0-1	0-0	0	0	1	1	0	0	0
Team					2						
Totals		28-73	12-27	8-13	40	19	22	15	1	11	76

Syracuse	MIN	FG	3FG	FT	R	F	A	TO	B	S	TP
Burgan	39	7-10	3-5	2-5	8	5	1	5	0	1	19
Wallace	38	11-19	2-3	5-5	10	5	1	6	1	0	29
Hill	28	3-9	0-0	1-1	10	2	1	3	1	0	7
Sims	39	2-5	1-4	1-2	2	2	7	7	0	1	6
Cipolla	35	3-8	0-3	0-0	1	1	2	2	0	4	6
Reafsnyder	13	0-1	0-0	0-0	4	0	0	1	0	0	0
Janulis	8	0-0	0-0	0-0	2	2	0	0	0	0	0
Nelson	0	0-0	0-0	0-0	0	0	0	0	0	0	0
Team					1						
Totals		26-52	6-15	9-13	38	17	12	24	2	6	67

Halftime: UK 42, Syracuse 33

SEASON RECAP

Kentucky strung together 25 consecutive wins, including a 16-0 mark in Southeastern Conference play, midway through the 1995-96 season and rolled to its sixth national championship and the first under head coach Rick Pitino. The dynamic duo of Tony Delk (17.8 ppg) and Antoine Walker (15.2 ppg) led the Wildcats' team dubbed "The Untouchables" by Pitino.

A 10-point loss to UMass in the second game of the season would be the only smudge on the Wildcats' schedule as they entered SEC Tournament play. UK posted dominating wins over Florida (100-76) and Arkansas (95-75) in the first two rounds of the tournament, but an up-start Mississippi State team shot 60 percent from the 3-point arc to hand UK a shocking 84-73 loss in the title game.

Kentucky still earned a No. 1 seed in the NCAA Tournament's Dallas Regional and stomped San Jose State and Virginia Tech to easily advance to the Sweet 16. The competition proved no tougher in the next two rounds as the Wildcats outscored Utah and Wake Forest by a combined 62 points. A rematch with UMass awaited in the national semifinal, but Kentucky had no trouble with

John Calipari's Minutemen, surpassing them 81-74. The Wildcats, behind six first-half 3-pointers by Delk, defeated Syracuse, 76-67, in the national title game.

CHAMPIONSHIP GAME


Tony Delk tied a championship game record with seven 3-pointers and the Wildcats withstood a late Orangemen rally to win UK's sixth national title before a capacity crowd of 19,229 in the Continental Airlines Arena at the Meadowlands.

Delk, the Final Four's Most Outstanding Player, canned seven of 12 3-pointers to lead the Cats with 24 points. But after Syracuse had cut the lead to two, 64-62, with 4:46 remaining, a Delk misfire was tipped in by Walter McCarty to extend UK's lead to four. After holding the Orangemen on the next possession, Derek Anderson drained a 3 to push the lead to seven. SU would get no closer than five in the final minutes.

Delk was joined on the Final Four All-Tournament team by freshman Ron Mercer, who was sensational off the bench, scoring a career-high 20 points on 8-of-12 shooting from the field, including 3 of 4 from 3-point range.



1997-98 NATIONAL CHAMPIONS



Front Row: (L-R) Assistant Coach Mike Sutton, Head Coach Orlando "Tubby" Smith, Saul Smith, Cameron Mills, Jeff Sheppard, Wayne Turner, Steve Masiello, Assistant Coach George Felton, Assistant Coach Shawn Finney **Standing:** Special Assistant Leon Smith, Administrative Assistant Simeon Mars, Equipment Manager Bill Keightley, Ryan Hogan, Heshimu Evans, Scott Padgett, Nazr Mohammed, Jamaal Magloire, Michael Bradley, Myron Anthony, Allen Edwards, Trainer Eddie Jamiel, Strength Coach Tom Boyd



KENTUCKY 78, UTAH 69 | MARCH 30, 1998 • SAN ANTONIO

GAME REVIEW

Kentucky	MIN	FG	3FG	FT	R	F	A	TO	B	S	TP
Edwards	24	2-7	0-3	0-0	1	0	5	0	0	1	4
Padgett	33	6-11	1-5	4-4	5	4	1	0	0	0	17
Mohammed	13	5-9	0-0	0-0	2	4	0	1	2	0	10
Turner	27	2-5	0-1	2-4	2	0	4	5	0	3	6
Sheppard	34	7-14	0-2	2-2	4	1	3	2	0	2	16
Magloire	22	2-3	0-0	3-3	2	4	1	0	3	0	7
Evans	23	3-4	2-2	2-2	6	1	0	3	1	1	10
Mills	12	2-4	2-4	2-2	0	0	1	0	0	0	8
Smith	7	0-0	0-0	0-0	0	0	0	0	0	0	0
Bradley	5	0-0	0-0	0-0	1	1	0	0	0	0	0
Team						1					
Totals		29-57	5-17	15-17	24	15	15	11	6	7	78

Utah	MIN	FG	3FG	FT	R	F	A	TO	B	S	TP
Mottola	28	4-10	1-3	6-6	8	4	0	3	0	0	15
Jensen	35	5-6	1-1	3-3	2	2	2	1	0	0	14
Doleac	34	5-12	1-1	4-6	10	2	1	1	2	3	15
Miller	37	6-15	0-3	4-7	6	5	5	8	0	2	16
Hansen	32	1-6	0-2	0-0	5	2	1	2	0	3	2
Johnsen	16	3-4	1-2	0-0	4	0	0	3	0	0	7
McTavish	3	0-0	0-0	0-0	0	1	2	0	0	0	0
Jackson	10	0-1	0-1	0-0	0	2	1	0	0	0	0
Caton	5	0-1	0-1	0-0	0	0	0	0	0	0	0
Team						4					
Totals		24-55	4-14	17-22	39	18	12	18	2	8	69

Halftime: Utah 41, UK 31

SEASON RECAP

The team that became known as the "Comeback Cats," the 1997-98 Kentucky Wildcats captured their second NCAA title in three years after overcoming a 10-point halftime deficit against Utah in the national championship game. UK was 10-3 in games decided by 10 points or less and 7-1 in games decided by three points or less during the season.

Kentucky's players provided a balanced attack, as all five starters averaged more than nine points per game with senior guard Jeff Sheppard averaging 13.7 points per game and junior center Nazr Mohammed averaging 12.0 points per game. The Wildcats rolled to an 86-56 victory over South Carolina in the SEC Tournament final and then sprinted past South Carolina State, St. Louis and UCLA in the first three rounds of the NCAA Tournament.

CHAMPIONSHIP GAME

Kentucky battled back from a 41-31 halftime deficit to Utah — the largest halftime margin ever overcome in an NCAA title game — to claim the school's seventh national championship before 40,509 fans in the Alamodome.

Utah was propelled to the early lead thanks to a 24-6 rebounding advantage in the first half. But Heshimu Evans sparked the "Comeback Cats" off the bench with seven straight points early in the second half. Later, Final Four Most Outstanding Player Jeff Sheppard canned a baseline jumper with 4:54 remaining to give UK a 65-64 lead. The exhausted Utes then missed 11 consecutive field goals as the Wildcats claimed their second NCAA championship in three years.

Scott Padgett joined Sheppard on the All-Final Four team after scoring 17 points. UK outrebounded the Utes 18-15 in the second half.



2011-12 NATIONAL CHAMPIONS



Front Row: Kenny Payne, Orlando Antigua, Brian Long, Sam Malone, Doron Lamb, Marquis Teague, Ryan Harrow, Jarrod Polson, John Calipari, John Robic **Second Row:** Jon Hood, Michael Kidd-Gilchrist, Terrence Jones, Kyle Wiltjer, Anthony Davis, Eloy Vargas, Darius Miller, Twamy Beckham



KENTUCKY 67, KANSAS 59 | APRIL 2, 2012 • NEW ORLEANS

GAME REVIEW

Kansas PLAYER	MIN	FG	3FG	FT	R	F	A	TO	B	S	TP
Robinson	36	6-17	0-0	6-7	17	2	1	1	0	0	18
Withy	32	2-8	0-0	1-1	7	2	1	1	4	2	5
Taylor	36	8-17	1-1	2-3	4	1	3	5	0	1	19
Johnson	36	5-13	3-7	0-0	2	1	2	2	0	1	13
Releford	30	1-6	1-2	1-2	1	5	1	0	0	1	4
Teahan	17	0-1	0-1	0-0	0	1	1	0	0	1	0
Wesley	2	0-0	0-0	0-0	0	0	0	0	0	0	0
Young	11	0-0	0-0	0-2	3	4	0	0	1	0	0
Team					1						
Totals		22-62	5-11	10-15	35	16	9	9	5	6	59

Kentucky PLAYER	MIN	FG	3FG	FT	R	F	A	TO	B	S	TP
Jones	29	4-7	0-1	1-2	7	4	0	2	2	1	9
Davis	36	1-10	0-0	4-6	16	2	5	3	6	3	6
Kidd-Gilchrist	35	4-7	0-1	3-4	6	2	1	1	1	0	11
Lamb	35	7-12	3-6	5-6	2	2	3	1	0	0	22
Teague	34	5-14	2-3	2-3	2	2	3	2	0	0	14
Miller	25	2-5	1-2	0-0	6	2	0	2	2	0	5
Vargas	3	0-0	0-0	0-0	0	1	0	0	0	0	0
Wiltjer	3	0-1	0-1	0-0	0	0	0	0	0	0	0
Team					4						
Totals		23-56	6-14	15-21	43	15	12	11	11	4	67

Halftime: UK 41, KU 27

SEASON RECAP

On the heels of a school record 30-win regular season, including a 24-game winning streak and 16-0 mark in league play, Kentucky earned the overall No. 1 seed in the NCAA Tournament. The Wildcats defeated in-state rival Louisville, 69-61, to earn a spot in the championship game en route to Kentucky's eighth national title and John Calipari's first.

The Wildcats scoring was as balanced as ever with five players averaging double figures, led by Anthony Davis' 14.2. Doron Lamb (13.7), Terrence Jones (12.3), Michael Kidd-Gilchrist (11.9) and Marquis Teague (10.0) rounded out UK's top five in scoring.

Davis finished with a 10.4 rebounding average and a national-best 4.7 blocks per game shattering the school, SEC and NCAA freshman records for blocks in a season.

CHAMPIONSHIP GAME

Kentucky's top freshman, Anthony Davis, had a rough shooting night, but John Calipari coached this team to a wire-to-wire victory to cap a season that cried for no less

than a championship for their ol' Kentucky home.

Doron Lamb led the Wildcats with 22 points, including back-to-back 3-pointers that put them up by 16 with 10 minutes left.

The Jayhawks, kings of the comeback all season, fought to the finish and trimmed that deficit to five with 1:37 left. But Kentucky made five free throws down the stretch to seal the win.

Michael Kidd-Gilchrist, was another headliner, creating space for himself to score all 11 of his points in the first half.

Davis, meanwhile, might have had the most dominating six-point night in the history of college basketball, earning the nod as the most outstanding player. He finished with 16 rebounds, six blocks, five assists and three steals - and made his only field goal with 5:13 left in the game. It was a surefire illustration of how the 6-foot-10 freshman could exert his will on a game even on a rare night when the shot weren't falling.



HELMS NATIONAL TITLES



1933 HELMS NATIONAL TITLISTS

Front Row: Biggerstaff, Settle, Gates, Nugent, Tucker, Jackson, Lawrence **Middle Row:** Coach Rupp, Boles, Kercheval, Davis, Johnson, Darby, Mann, Asst. Coach Miller **Back Row:** Blair, Davis, Morris, Sale, DeMoisey, Yates, Kreuter, Maxson



1954 HELMS NATIONAL TITLISTS


Front Row: Coach Adolph Rupp, Linville Puckett, Jess Curry, Gayle Rose, Clay Evans, Willie Rouse, Dan Chandler, Pete Grigsby, Assistant Coach Harry Lancaster **Back Row:** Student Manager Mike Dolan, Hugh Coy, Cliff Hagan, Lou Tsiopoulos, Jerry Bird, Phil Grawemeyer, Harold Hurst, Bill Bibb, Frank Ramsey, Bill Evans

THE HELMS ATHLETIC FOUNDATION


Founded in Los Angeles in the mid-1930s by Bill Schroader and Paul Helms, the Helms Foundation researched records to rank the nation's top teams dating back to 1901. From 1939, when the NCAA Tournament started, the Helms and NCAA champions were the same, except for 1939-40-44-54. In addition to its NCAA Championship years of 1948, '49, '51, '58, '78, '96 and '98, Kentucky was named the Helms national champion in 1933 (20-3) and 1954 (25-0).

Kentucky players Forest Sale (1933) and Leroy Edwards (1935) were named Helms National Players of the Year.

NATIONAL HELMS PLAYER OF THE YEAR




Forest Sale
1933



Leroy Edwards
1935



A former UK media guide began, "In the storied land of Kentucky Colonels, there dwelled but one Baron, a man of consummate pride and a molder of powerful teams which for more than four decades made the name University of Kentucky synonymous with the game of basketball."



ADOLPH RUPP

UK Record: 876-190 (82.2%), 41 years* • 1931-72
Alma Mater (Year): Kansas (1923)
Hometown: Halstead, Kan.
Born: Sept. 2, 1901 • **Died:** Dec. 10, 1977 (age 76)

Tutored by the great Phog Allen at Kansas and a student of the game under Dr. James Naismith, Rupp learned his craft at an early age. After leaving the high school ranks in Freeport, Ill., to take the UK job in 1930, the "man in the brown suit" became the winningest coach in all of college basketball. He was an innovator of the fast break, a trademark of the Wildcats even today.

To become the winningest coach in his sport, Rupp passed his mentor, Coach Allen, on March 12, 1966, with his 747th victory against Dayton in the Mideast Regional. He achieved the top ranking when he passed Western Kentucky's E.A. Diddle with victory No. 760 on Feb. 18, 1967, at Mississippi State.

He finished with 876 wins when he retired in 1972, a mark that stood for 25 years until North Carolina's Dean Smith moved ahead in 1997.

Among the many UK victories were four NCAA ti-

tles (1948, '49, '51 and '58), one Olympic Gold Medal (1948), one NIT Championship (1946), 27 Southeastern Conference titles, and his Wildcats were voted No. 1 in the final polls on six different occasions.

Rupp coached some of America's best – Sale, Beard, Groza, Hagan, Ramsey, Cox, Hatton, Nash, Riley and Issel. Thirty-two of his Cats were voted All-Americans 50 times and 52 players were honored 91 times as All-SEC performers.

His teams were unmatched in league play, earning a 400-74 (84.4percent) record against SEC competition. In the conference tournament, Rupp's Wildcats were 57-6, winning 13 titles in 19 appearances.

Before the end of his 42-year career, the four-time National Coach of the Year was inducted into the Naismith Hall of Fame in 1969. Rupp also earned SEC Coach of the Year honors on seven occasions.

* 1952-53 no schedule

Joe B. Hall, who grew up just 20 minutes north of the University of Kentucky campus in Cynthiana, had the unenviable task of following the legendary Adolph Rupp, who was forced to retire at age 70. But Hall, the former Rupp assistant, met the challenge head on, coaching three teams to the Final Four (1975, '78 and '84) and winning the 1978 NCAA Championship, the school's fifth title and first in 20 seasons.



JOE B. HALL

UK Record: 297-100 (74.8%), 13 years • 1973-85
Overall Record: 373-156 (70.5%), 19 years
Alma Mater (Year): Kentucky (1955)
Born: Nov. 30, 1928 • **Hometown:** Cynthiana, Ky.

Hall began his association with Kentucky as a student-athlete during the "Fabulous Five era." He played one year of junior varsity and one year of varsity basketball before transferring to the University of the South in Sewanee, Tenn., where he finished his eligibility and

set a single-game scoring record. Following his college career, Hall toured Europe with the Harlem Globetrotters in 1951, but later returned to UK and completed his degree requirements.

His coaching career began at Shepherdsville (Ky.) High School in 1956. It continued on to Regis College in Denver, where he spent five years (57-50 record), and Central Missouri State, where he recorded a 19-6 mark in one season before returning to UK as an assistant to Rupp on July 1, 1965.

As the UK head coach, Hall won National Coach of the Year honors in 1978 and four SEC Coach of the Year awards. He had seven players win All-America honors 11 times and nine Wildcats were voted All-SEC on 18 occasions.

Hall's squads recorded a 172-62 (73.5percent) record versus SEC competition during the regular season, winning eight SEC titles in 13 seasons and one league tournament championship in six tries.

While Coach Rupp witnessed 37 of his players drafted by the NBA, Hall saw 23 players drafted during his 13-year tenure, five in the first round.

Retired, Hall still resides in Lexington.

Promising to win right away, the 36-year-old coach from the New York Knicks accepted the challenge of rebuilding the Kentucky basketball dynasty. Pitino came to UK with impressive credentials, having rebuilt Boston U., Providence and the Knicks. His first UK team, "Pitino's Bombinos," shocked the college basketball world by defeating Shaquille O'Neal, Chris Jackson and the No. 9-ranked LSU Tigers in Lexington en route to a surprising 14-14 record in 1989-90.



RICK PITINO

UK Record: 219-50 (81.4%), 8 years • 1990-97
Alma Mater (Year): Massachusetts (1974)
Hometown: New York, N.Y.
Born: Sept. 18, 1952

It was a glimpse into the future. The following year, UK finished with the best record in the SEC. Then in 1992, fresh off NCAA probation, the "Unforgettables" took eventual national champion Duke into overtime of the East Regional final before falling 104-103 in what

many have labeled "the greatest college basketball game ever played."

In 1993, with Jamal Mashburn leading the charge, UK advanced to the Final Four for the first time in nine years, losing to Michigan in overtime. After an Elite Eight finish in '95, Pitino's squad became the team to beat in '96. Highlights included the school's first league championship in 10 seasons, a 27-game win streak, a top-three ranking nearly the entire season, and the crowning jewel, the school's sixth NCAA title.

After UK lost four players to the NBA Draft, Pitino's

task of defending the national championship became more difficult after star-guard Derek Anderson severely injured his knee during the '97 season. But the Cats wouldn't fold, rolling to the title game before losing to Arizona in overtime.

Along the way, Pitino won five of six SEC Tournament championships, two ECAC Holiday Classics, the Maui Invitational and the Great Alaska Shootout. He had a 104-28 record versus SEC teams, winning two league crowns, and an amazing 17-1 record in the SEC tournament.

He coached three All-Americans and eight All-SEC performers. The NBA drafted eight of his Wildcats, six in the first round, including three lottery picks.

Following the national runner-up trophy in 1997, the former point guard at UMass left UK for the challenge of rebuilding the NBA's Boston Celtics.

As Kentucky made its run to the NCAA's 2005 Elite Eight, national media members began to notice unusual traits about Tubby Smith's latest group of Wildcats. For instance, no player scored 15 or more points a game. No one averaged eight rebounds. As many as 13 players routinely saw action, often in the first half alone.



ORLANDO "TUBBY" SMITH

UK Record: 263-83 (76.0%), 10 years • 1998-2007
Alma Mater (Year): High Point (N.C.) (1973)
Hometown: Scotland, Md.
Born: June 30, 1951

This team was selfless and versatile, yet extremely competitive, just like its coach, Orlando "Tubby" Smith.

In his 10 seasons in the Bluegrass, Smith won with McDonald's All-Americans and with unheralded prep

talent. He won with future NBA stars and with walk-ons from within the Commonwealth. He won with experience and with new players.

In a nutshell, he won.

He arrived in Lexington in 1997, and guided Kentucky to one national championship, five SEC crowns and five SEC Tournament titles, with six Sweet 16 finishes in his 10 seasons. He totaled 100 wins quicker than any other

Wildcat coach except Hall of Famer Adolph Rupp, reaching the plateau in 130 games. He won 76 percent of his games despite playing a schedule that annually ranked among the nation's best.

In NCAA Tournament play, Smith finished his career at UK with the sixth-best winning percentage (.690) among active coaches, trailing Duke's Mike Krzyzewski and Michigan State's Tom Izzo, among others, with a sterling 29-13 record.

Even more impressive, Smith averaged nearly 26 wins per season at Kentucky. In the SEC Tournament, he was 20-5 at UK, and he won a league championship seven times in his 10 years as head coach.



2015-16 KENTUCKY MEN'S BASKETBALL

CHAMPIONSHIP COACHES

Kentucky head coach John Calipari reached the mountaintop in his third year in Lexington, guiding Kentucky to its eighth national championship and 15th Final Four. In doing so, he claimed his first national championship and his fourth appearance in the Final Four. He is one of only two coaches to lead three different schools to a Final Four (UMass-1996; Memphis-2008; Kentucky-2011, '12).



JOHN CALIPARI

UK Record: 190-38 (83.3%), 6 years • 2010-Pres.
Alma Mater (Year): Clarion (1982)
Hometown: Moon Township, Pa.
Born: Feb. 10, 1959

team (two to the draft, one to graduation), but Calipari reloaded with the nation's top-ranked recruiting class for the third straight season. Included in the class were eventual National Player of the Year Anthony Davis and All-American Michael Kidd-Gilchrist.

En route to the national championship, Calipari guided the Wildcats to an NCAA record tying 38 wins, a perfect 16-0 mark in the Southeastern Conference, earning the school's 45th SEC championship and extended his winning streak in Rupp Arena to 51-straight games.

Prior to guiding Kentucky to its eighth championship, Calipari quickly returned the greatest tradition in all of college basketball to its rightful spot.

Calipari directed the 2015 squad to a 38-0 start, the best-ever in college basketball. He's directed teams to four Final Fours in six seasons and won at least 25 games in five of those seasons. The Wildcats have claimed three regular-season SEC titles and three Tournament titles.

Furthermore, 25 players have been drafted to the NBA with 19 going in the draft's opening round under his direction. All 14 players who have been eligible to graduate by the end of the ir senior years has received their degrees, including three players who have graduated in just three years.

COACHING SUMMARY

YEARS	NAME	TENURE	WON	LOST	PCT.	BEST SEASON
1903-09	W.W.H. Mustaine and Others	7	21	35	.375	
1910	E.R. Sweetland & R.E. Spahr	1	4	8	.333	
1911	H.J. Iddings	1	5	6	.454	5-6 in 1911
1912	E.R. Sweetland	1	9	0	1.000	9-0 in 1912
1913	J.J. Tigert	1	5	3	.625	5-3 in 1913
1914-15	Alpha Brumage	2	19	7	.731	12-2 in 1914
1916	James Park	1	8	6	.571	8-6 in 1916
1917	W.P. Tuttle	1	4	6	.400	4-6 in 1917
1918	S.A. Boles	1	9	*2-1	.792	9-2-1 in 1918
1919	Andrew Gill	1	6	8	.428	6-8 in 1919
1920-24	George Buchheit	5	44	27	.619	13-1 in 1921
1925	C.O. Applegran	1	13	8	.619	13-8 in 1925
1926	Ray Eklund	1	15	3	.833	15-3 in 1926
1927	Basil Hayden	1	3	13	.187	3-13 in 1927
1929-30	John Mauer	3	40	14	.740	16-3 in 1930
1931-72	Adolph Rupp	+42	876	190	.822	25-0 in 1954
1973-85	Joe B. Hall	13	297	100	.748	30-2 in 1978
1986-89	Eddie Sutton	4	# 88	39	.693	32-4 in 1986
1990-97	Rick Pitino	8	219	50	.814	34-2 in 1996
1998-07	Orlando "Tubby" Smith	10	263	83	.760	35-4 in 1998
2008-09	Billy Gillispie	2	40	27	.597	22-14 in 2009
2010-present	John Calipari	6	190	38	.833	38-1 in 2015

22 Coaches In 113 Seasons

Games Won—2,178, Lost—673, Tied—1

- Unique tie game resulted from scorer's error discovered after game
- + No schedule played in 1953 — Rupp's record for 41 seasons. Five wins in 1966 International Universities Tournament in Israel not included in team totals
- « Basketball at UK reportedly started when W.W.H. Mustaine called together some students, took up a collection totaling \$3 for a ball and told them to start playing. There was no official coach from 1903 until 1910. Managers ran the team
- # Three games from 1988 NCAA Tournament vacated by decree of NCAA



John Calipari was named winner of the 2015 Naismith Men's College Coach of the Year award.

NATIONAL COACH OF THE YEAR

Adolph Rupp - 1959
(UPI)

Adolph Rupp - 1966
(UPI, USBWA, TSN)

Adolph Rupp - 1970
(TSN)

Joe B. Hall - 1978
(Kellogg's)

Eddie Sutton - 1986
(AP, NABC)

Rick Pitino - 1990
(Basketball Times)

Rick Pitino - 1991
(Sporting News)

Tubby Smith - 1998
(Basketball Weekly)

Tubby Smith - 2003
(AP, NABC, USBWA, Naismith, Sporting News, CBS/Chevrolet, Basketball Times)

Tubby Smith - 2005
(Jim Phelan Award)

John Calipari - 2010
(Adolph Rupp Cup)

John Calipari - 2015
(AP, Naismith, NABC, Sporting News, Adolph Rupp Cup)

SOUTHEASTERN CONFERENCE COACH OF THE YEAR

	AP	UPI	Coaches
Adolph Rupp	1964	1968	1964
	1966	1969	1966
	1968	1970	1968
	1970	1971	1969
	1971		1970
			1971
			1972

	AP	UPI	Coaches
Joe B. Hall	1975		1973
			1975
			1978
			1983
Eddie Sutton	1986	1986	
Rick Pitino	1991	1990	1996

	AP	UPI	Coaches
Tubby Smith	1998		2003
			2005
			2005
Billy Gillispie			2008
John Calipari	2010		2012
			2015
			2015

WINGED FOOT AWARD

(Given annually since 1996 by the New York Athletic Club to the coach of the NCAA Champions)

Rick Pitino - 1996
Tubby Smith - 1998
John Calipari - 2012

CELEBRATING 19 NBA FIRST-ROUND DRAFT PICKS AND FOUR FINAL FOURS IN THE FIRST SIX SEASONS UNDER HALL OF FAME COACH JOHN CALIPARI

KENTUCKY



WILDCATS AND THE NBA

JULIUS RANDLE JAMES YOUNG 2014 NCAA RUNNER-UP KARL-ANTHONY TOWNS WILLIE CAULEY-STEIN TREY LYLES DEVIN BOOKER 2015 NCAA FINAL FOUR



WILDCATS IN THE NBA

ANDERSON, Derek – Cleveland Cavaliers (1998-99), Los Angeles Clippers (2000), San Antonio Spurs (2001), Portland Trail Blazers (2002-05), Houston Rockets (2006), Miami Heat (2006), Charlotte Bobcats (2007-08)

AZUBUIKE, Kelenna – Golden State Warriors (2007-10), New York Knicks (2011), Dallas Mavericks (2012)

BARKER, Cliff – Indianapolis Olympians (1950-52)

BEARD, Ralph – Indianapolis Olympians (1950-51)

BENNETT, Winston – Cleveland Cavaliers (1990-92), Miami Heat (1992)

BIRD, Jerry – New York Knicks (1959)

BLEDSE, Eric – Los Angeles Clippers (2011-13); Phoenix Suns (2014-15)

BOGANS, Keith – Orlando Magic (2004), Charlotte Bobcats (2005-06), Houston Rockets (2006), Orlando Magic (2007-09), Milwaukee Bucks (2009), San Antonio Spurs (2010), Chicago Bulls (2011), New Jersey/Brooklyn Nets (2012-13); Boston Celtics (2014)

BOWIE, Sam – Portland Trail Blazers (1985-89), New Jersey Nets (1990-93), Los Angeles Lakers (1994-95)

BURROW, Bob – Rochester Royals (1957), Minneapolis Lakers (1958)

CHAPMAN, Rex – Charlotte Hornets (1989-92), Washington Bullets (1992-95), Miami Heat (1996), Phoenix Suns (1997-2000)

CLUGGISH, Bob – New York Knicks (1947)

CONLEY, Larry – Kentucky Colonels [ABA] (1968)

CONNOR, Jimmy Dan – Kentucky Colonels [ABA] (1976)

COUSINS, DeMarcus – Sacramento Kings (2011-15)

COX, Johnny – Chicago Zephyrs (1963)

CRAWFORD, Joe – New York Knicks (2009)

DAMPIER, Louie – Kentucky Colonels [ABA] (1968-76), San Antonio Spurs (1977-79)

DANIELS, Erik – Sacramento Kings (2005)

DAVIS, Anthony – New Orleans Hornets/Pelicans (2013-15)

DELK, Tony – Charlotte Hornets (1997-98), Golden State Warriors (1998-99), Sacramento Kings (2000), Phoenix Suns (2000-01), Boston Celtics (2002-03), Dallas Mavericks (2004), Atlanta Hawks (2005-06), Detroit Pistons (2006)

FEIGENBAUM, George – Baltimore Bullets (1950), Milwaukee Hawks (1953)

FITCH, Gerald – Miami Heat (2006)

FLYNN, Mike – Indiana Pacers (1976-78) [ABA in 1976]

GIVENS, Jack – Atlanta Hawks (1979-80)

GOODWIN, Archie – Phoenix Suns (2014-15)

GREVEY, Kevin – Washington Bullets (1976-83), Milwaukee Bucks (1984-85)

GROZA, Alex – Indianapolis Olympians (1950-51)

HAGAN, Cliff – St. Louis Hawks (1957-66), Dallas Chaparrals [ABA] (1968-70)

HANSON, Reggie – Boston Celtics (1998)

HARRELLSON, Josh – New York Knicks (2012); Miami Heat (2013); Detroit Pistons (2014)

HATTON, Vernon – Cincinnati Royals (1959), Philadelphia Warriors (1959-61), St. Louis Hawks (1962)

HAYES, Chuck – Houston Rockets (2005-11), Sacramento Kings (2012-13); Toronto Raptors (2014-15)

HOLLAND, Joe – Indianapolis Olympians (1950-52)

ISSEL, Dan – Kentucky Colonels [ABA] (1971-75), Denver Nuggets (1976-85) [ABA in 1976]

JOHNSON, Larry – Buffalo Braves (1978)

JONES, Terrence – Houston Rockets (2013-15)

JONES, Wah Wah – Indianapolis Olympians (1950-52)

KANTER, Enes - Utah Jazz (2012-15); Oklahoma City Thunder (2015)

KIDD-GILCHRIST, MICHAEL - Charlotte Bobcats/Hornets (2013-15)

KNIGHT, Brandon - Detroit Pistons (2012-13); Milwaukee Bucks (2014-15); Phoenix Suns (2015)

KRON, Tommy – St. Louis Hawks (1967), Seattle SuperSonics (1968-69), Kentucky Colonels [ABA] (1970)

LAMB, Doron – Milwaukee Bucks (2013); Orlando Magic (2013-14)

LIGGINS, DeAndre - Orlando Magic (2012); Oklahoma City Thunder (2013)

LOCK, Rob – Los Angeles Clippers (1989)

MACY, Kyle – Phoenix Suns (1981-85), Chicago Bulls (1986), Indiana Pacers (1987)

MAGLOIRE, Jamaal – Charlotte/New Orleans Hornets (2001-05), Milwaukee Bucks (2006), Portland Trailblazers (2007), New Jersey Nets (2008), Dallas Mavericks (2008), Miami Heat (2009-11), Toronto Raptors (2012)

MASHBURN, Jamal – Dallas Mavericks (1994-97), Miami Heat (1997-2000), Charlotte/New Orleans Hornets (2001-04)

McCARTY, Walter – New York Knicks (1997), Boston Celtics (1998-2005), Phoenix Suns (2005), Los Angeles Clippers (2006)

MEEKS, Jodie– Milwaukee Bucks (2009-10), Philadelphia 76ers (2010-12); Los Angeles Lakers (2013-14), Detroit Pistons (2015)

MERCER, Ron – Boston Celtics (1998-99), Denver Nuggets (2000), Orlando Magic (2000), Chicago Bulls (2001-02), Indiana Pacers (2002-03), San Antonio Spurs (2004), New Jersey Nets (2005)

MILLER, Darius – New Orleans Hornets/Pelicans (2013-15)

MINNIEFIELD, Dirk – Cleveland Cavaliers (1986-87), Houston Rockets (1987), Golden State Warriors (1988), Boston Celtics (1988)

MOHAMMED, Nazr – Philadelphia 76ers (1999-2001), Atlanta Hawks (2001-04), New York Knicks (2004-05), San Antonio Spurs (2005-06), Detroit Pistons (2007), Charlotte Bobcats (2008-11), Oklahoma City Thunder (2011-12); Chicago Bulls (2013-15)

MORRIS, Randolph – New York Knicks (2007-08), Atlanta Hawks (2009-10)

NASH, Cotton – Los Angeles Lakers (1965), San Francisco Warriors (1965), Kentucky Colonels [ABA] (1968)

NOEL, Nerlens – Philadelphia 76ers (2014-15)

NOEL, Paul – New York Knicks (1948-50), Rochester Royals (1951-52)

ORTON, Daniel – Orlando Magic (2011-12); Oklahoma City Thunder (2013); Philadelphia 76ers (2014)

PADGETT, Scott – Utah Jazz (2000-03), Houston Rockets (2004-05), New Jersey Nets (2006)

PATTERSON, Patrick – Houston Rockets (2011-13); Sacramento Kings (2013); Toronto Raptors (2014-15)

PARKINSON, Jack – Indianapolis Olympians (1950)

PAYNE, Tom – Atlanta Hawks (1972)

POPE, Mark – Indiana Pacers (1998-99), Milwaukee Bucks (2001-02), Denver Nuggets (2004-05)

WILDCAT NBA CHAMPIONS

NOEL, Paul – Rochester Royals (1951)

TSIROPOULOS, Lou – Boston Celtics (1957, '59)

RAMSEY, Frank – Boston Celtics (1957, '59, '60-'64)

HAGAN, Cliff – St. Louis Hawks (1958)

RILEY, Pat – Los Angeles Lakers (1972; Coach- 1982, '85, '87, '88); Miami Heat (Coach-2006)

STEELE, Larry – Portland Trailblazers (1977)

GREVEY, Kevin – Washington Bullets (1978)

ROBEY, Rick – Boston Celtics (1981)

PRINCE, Tayshaun – Detroit Pistons (2004)

MOHAMMED, Nazr – San Antonio Spurs (2005)

ANDERSON, Derek – Miami Heat (2006)

WALKER, Antoine – Miami Heat (2006)

RONDO, Rajon – Boston Celtics (2008)

PRATT, Mike – Kentucky Colonels [ABA] (1971-72)

PRINCE, Tayshaun – Detroit Pistons (2003-13, 15); Memphis Grizzlies (2013-15); Boston Celtics (2015)

RAMSEY, Frank – Boston Celtics (1955-64)

RANDLE, Julius – Los Angeles Lakers (2015)

RILEY, Pat – San Diego Rockets (1968-70), Los Angeles Lakers (1971-76), Phoenix Suns (1976)

ROBEY, Rick – Indiana Pacers (1979), Boston Celtics (1979-83), Phoenix Suns (1984-86)

ROLLINS, Kenny – Chicago Stags (1949-50), Boston Celtics (1953)

RONDO, Rajon – Boston Celtics (2007-15), Dallas Mavericks (2015)

SHEPPARD, Jeff – Atlanta Hawks (1999)

SMITH, Adrian – Cincinnati Royals (1962-70), San Francisco Warriors (1970-71), Virginia Squires [ABA] (1972)

STEELE, Larry – Portland Trail Blazers (1972-80)

TEAGUE, Marquis – Chicago Bulls (2013); Brooklyn Nets (2014)

TINGLE, Jack – Washington Capitols (1948), Minneapolis Lakers (1949)

TSIROPOULOS, Lou – Boston Celtics (1957-59)

TURNER, Wayne – Boston Celtics (2000)

TURPIN, Melvin – Cleveland Cavaliers (1985-87), Utah Jazz (1988), Washington Bullets (1990)

WALKER, Antoine – Boston Celtics (1997-2003, 2005), Dallas Mavericks (2004), Atlanta Hawks (2005), Miami Heat (2006-07), Minneapolis Timberwolves (2008), Memphis Grizzlies (2009)

WALKER, Kenny – New York Knicks (1987-91), Washington Bullets (1994-95)

WALL, John – Washington Wizards (2011-15)

WATSON, Bobby – Milwaukee Hawks (1955)

WHITAKER, Lucian – Boston Celtics (1955)

YOUNG, James – Boston Celtics (2015)



Patrick Patterson was a part of the historic 2010 NBA Draft class. He was selected 14th overall by the Houston Rockets.



KENTUCKY IN THE NBA DRAFT

YEAR	RND	PICK	NAME	TEAM	YEAR	RND	PICK	NAME	TEAM	YEAR	RND	PICK	NAME	TEAM
1947			Jack Tingle	Washington Capitols	1971	1	2	Tom Payne**	Atlanta Hawks	1997	1	6	Ron Mercer	Boston Celtics
1948			Joe Holland	Baltimore Bullets		3	37	Larry Steele	Portland Trail Blazers		1	13	Derek Anderson	Cleveland Cavaliers
			Jack Parkinson	Washington Capitols		10	163	Jim Dinwiddie	Philadelphia 76ers	1998	1	29	Nazr Mohammed	Utah Jazz
			Kenny Rollins	Fort Wayne Pistons	1972	6	83	Tom Parker	Cleveland Cavaliers	1999	1	28	Scott Padgett	Utah Jazz
1949			Cliff Barker	Indianapolis Olympians		10	146	Kent Hollenbeck	Detroit Pistons	2000	1	19	Jamaal Magloire	Charlotte Hornets
			Ralph Beard	Chicago Stags	1973	7	107	Jim Andrews	Seattle Superersonics	2002	1	23	Tayshaun Prince	Detroit Pistons
			Alex Groza	Indianapolis Olympians	1975	1	18	Kevin Grevey	Washington Bullets	2003	2	43	Keith Bogans	Milwaukee Bucks
			Wah Wah Jones	Washington Capitols		2	36	Jimmy Dan Conner	Phoenix Suns	2006	1	21	Rajon Rondo	Phoenix Suns
1950			Dale Barnstable	Boston Celtics		3	49	Bob Guyette	K.C.-Omaha Kings	2008	2	58	Joe Crawford	Los Angeles Lakers
			Jim Line	Indianapolis Olympians		7	113	Mike Flynn	Philadelphia 76ers	2009	2	41	Jodie Meeks	Milwaukee Bucks
1952			Bobby Watson	Milwaukee Hawks	1977	2	24	Larry Johnson	Buffalo Braves	2010	1	1	John Wall	Washington Wizards
			Lucian Whitaker	Indianapolis Olympians	1978	1	3	Rick Robey	Indiana Pacers		1	5	DeMarcus Cousins	Sacramento Kings
						1	16	Jack Givens	Atlanta Hawks		1	14	Patrick Patterson	Houston Rockets
1953			Cliff Hagan	Boston Celtics		2	39	James Lee	Seattle Superersonics		1	18	Eric Bledsoe	Oklahoma City Thunder
			Frank Ramsey	Boston Celtics		3	45	Mike Phillips	New Jersey Nets		1	29	Daniel Orton	Orlando Magic
			Lou Tsioropoulos	Boston Celtics	1979	1	22	Kyle Macy	Phoenix Suns	2011	1	3	Enes Kanter	Utah Jazz
1955	5	34	Bill Evans	Rochester Royals		6	111	Truman Claytor	Detroit Pistons		1	8	Brandon Knight	Detroit Pistons
1956			Jerry Bird	Minneapolis Lakers	1980	5	101	LaVon Williams	Cleveland Cavaliers		2	45	Josh Harrellson	New Orleans Hornets
			Bob Burrow	Rochester Royals		9	183	Jay Shidler	Chicago Bulls		2	53	DeAndre Liggins	Orlando Magic
			Phil Grawemeyer	Minneapolis Lakers	1981	6	127	Fred Cowan	Houston Rockets	2012	1	1	Anthony Davis	New Orleans Hornets
1957	10	73	Jerry Calvert	Philadelphia Warriors	1982	7	145	Chuck Verderber	Chicago Bulls		1	2	Michael Kidd-Gilchrist	Charlotte Bobcats
1958	2	10	Vernon Hatton	Cincinnati Royals	1983	2	33	Dirk Minniefield	Dallas Mavericks		1	18	Terrence Jones	Houston Rockets
	4	37	Johnny Cox*	New York Knicks		3	67	Derrick Hord	Cleveland Cavaliers		1	29	Marquis Teague	Chicago Bulls
	15	86	Adrian Smith	Cincinnati Royals		6	134	Charles Hurt	Milwaukee Bucks		2	42	Doron Lamb	Milwaukee Bucks
1959	4	30	Johnny Cox*	New York Knicks	1984	1	2	Sam Bowie	Portland Trail Blazers		2	46	Darius Miller	New Orleans Hornets
1960	4	32	Sid Cohen	Boston Celtics		1	6	Melvin Turpin	Washington Bullets	2013	1	6	Nerlens Noel	New Orleans Pelicans
	6	48	Roger Newman*	Boston Celtics		4	81	Dickey Beal	Atlanta Hawks		1	29	Archie Goodwin	Oklahoma City Thunder
	7	53	Bennie Coffman	Syracuse Nationals		6	127	Jim Master	Atlanta Hawks					
	18	92	Don Mills	Cincinnati Royals	1986	1	5	Kenny Walker	New York Knicks	2014	1	7	Julius Randle	Los Angeles Lakers
1961	5	45	Billy Ray Lickert	Los Angeles Lakers		5	115	Roger Harden	Los Angeles Lakers		1	17	James Young	Boston Celtics
	5	64	Roger Newman*	Syracuse Nationals	1987	5	94	James Blackmon	New Jersey Nets	2015	1	1	Karl-Anthony Towns	Minnesota Timberwolves
	13	102	Ned Jennings	New York Knicks	1988	1	8	Rex Chapman	Charlotte Hornets		1	6	Willie Cauley-Stein	Sacramento Kings
1962	8	61	Larry Pursiful	Chicago Zephyrs		3	51	Rob Lock	Los Angeles Clippers		1	12	Trey Lyles	Utah Jazz
1964	2	12	Cotton Nash	Los Angeles Lakers		3	60	Ed Davender	Washington Bullets		1	13	Devin Booker	Phoenix Suns
1966	3	24	Tommy Kron	St. Louis Hawks		3	64	Winston Bennett	Cleveland Cavaliers		2	44	Andrew Harrison	Phoenix Suns
1967	1	7	Pat Riley	San Diego Rockets	1993	1	4	Jamal Mashburn	Dallas Mavericks		2	48	Dakari Johnson	Oklahoma City Thunder
	4	38	Louie Dampier	Cincinnati Royals	1994	2	31	Rodney Dent	Orlando Magic					
1968	5	60	Thad Jaracz	Boston Celtics	1996	1	6	Antoine Walker	Boston Celtics					
	9	119	Cliff Berger	Milwaukee Bucks		1	16	Tony Delk	Charlotte Hornets					
1969	10	139	Phil Argento	Los Angeles Lakers		1	19	Walter McCarty	New York Knicks					
1970	8	122	Dan Issel	Detroit Pistons		2	52	Mark Pope	Indiana Pacers					
	8	130	Mike Casey	Chicago Bulls										

*-1st instance of name signifies junior-eligible draft

**-Selected second overall in 1971 NBA supplemental hard-ship draft



From Left to Right: Five of Kentucky's six 2015 NBA Draft picks (R-L): Dakari Johnson, Devin Booker, Trey Lyles, Karl-Anthony Towns and Willie Cauley-Stein.



NBA AWARD WINNERS

ALL-NBA TEAM

Ralph Beard	1950 (2nd), 1951 (1st)
Alex Groza	1950 (1st), 1951 (1st)
Cliff Hagan	1958 (2nd), 1959 (2nd)
Jamal Mashburn	2003 (3rd)
Rajon Rondo	2012 (3rd)
Anthony Davis	2015 (1st)
DeMarcus Cousins	2015 (2nd)

NBA ALL-ROOKIE TEAM

Sam Bowie	1985 (1st)
Rex Chapman	1989 (2nd)
Jamal Mashburn	1994 (1st)
Antoine Walker	1997 (1st)
Derek Anderson	1998 (2nd)
Ron Mercer	1998 (1st)
Rajon Rondo	2007 (2nd)
Eric Bledsoe	2011 (2nd)
DeMarcus Cousins	2011 (1st)
John Wall	2011 (1st)
Brandon Knight	2012 (1st)
Anthony Davis	2013 (1st)
Michael Kidd-Gilchrist	2013 (2nd)
Nerlens Noel	2015 (1st)

NBA ALL-DEFENSIVE TEAM

Tayshaun Prince	2005 (2nd), 2006 (2nd)
	2007 (2nd), 2008 (2nd)
Rajon Rondo	2009 (2nd), 2010 (1st)
	2011 (1st), 2012 (2nd)
Anthony Davis	2015 (2nd)
John Wall	2015 (2nd)

NBA COACH OF THE YEAR

Pat Riley (Los Angeles Lakers)	1990
Pat Riley (New York Knicks)	1993
Pat Riley (Miami Heat)	1997

NBA EXECUTIVE OF THE YEAR

Pat Riley (Miami Heat)	2011
------------------------	------

NBA J. WALTER KENNEDY CITIZENSHIP AWARD


Dan Issel	1985
-----------	------

NBA ALL-STAR TEAM SELECTIONS

Ralph Beard	1951
Alex Groza	1951
Cliff Hagan	1958, 1959, 1960, 1961, 1962
Adrian Smith	1966
Dan Issel	1977
Antoine Walker	1998, 2002, 2003
Jamal Mashburn	2003
Jamaal Magloire	2004
Rajon Rondo	2010, 2011, 2012, 2013
Anthony Davis	2014, 2015
John Wall	2014, 2015
DeMarcus Cousins	2015

NBA DUNK CONTEST WINNERS

Kenny Walker	1989
John Wall	2014



John Wall is a two-time NBA All-Star and won the 2014 NBA Dunk Contest.

NBA ALL-STAR WEEKEND

DUNK CONTEST PARTICIPANTS

Kenny Walker	1989, 1990
Rex Chapman	1990, 1991
Eric Bledsoe	2013
John Wall	2014

NBA ALL-STAR WEEKEND

3-POINT SHOOTING PARTICIPANTS

Kyle Macy	1986
Antoine Walker	2003

NBA ALL-STAR WEEKEND

SKILLS CHALLENGE PARTICIPANTS

John Wall	2011, 2012
Rajon Rondo	2012
Brandon Knight	2013, 2015

CELEBRATING 19 NBA FIRST-ROUND DRAFT PICKS AND FOUR FINAL FOURS IN THE FIRST SIX SEASONS UNDER HALL OF FAME COACH JOHN CALIPARI

KENTUCKY



UK HISTORY

JOHN WALL DEMARCUS COUSINS PATRICK PATTERSON ERIC BLEDSOE DANIEL ORTON ENES KANTER BRANDON KNIGHT 2011 NCAA FINAL FOUR



RETIRED JERSEYS

As the videotape rolls through the history of the Kentucky basketball program, the highlights are countless.

Eight national championships. Numerous Southeastern Conference titles. Last-second shots. The trophies. The net cutting. Victory upon victory. The pictures and images continue to roll.

Year after year, the Wildcats have defended national championships and produced a host of All-Americans. The UK program also has stocked the NBA with top young talent.

But the ultimate honor for a Wildcat player or coach is to have his jersey retired. Through the years, 43 former players, coaches and contributors have received this recognition.

According to former UK sports information direc-

tor Russell Rice, the first jersey retired was Layton "Mickey" Rouse, an All-SEC guard who captained the 1940 UK squad. At the annual banquet following the season, Coach Adolph Rupp surprised Rouse when he presented him his entire uniform.

Following the 1949 season, Rupp honored the four seniors from the back-to-back national championship teams — Cliff Barker, Ralph Beard, Alex Groza and Wallace "Wah, Wah" Jones, along with 1948 team captain Kenny Rollins — by retiring their jerseys and stating that their numbers would never be worn again by a Kentucky player. It was then that they were tagged "the Fabulous Five" after Rupp made mention there would never be another team that "fabulous."

However, with the streamlining of jersey numbers

by the NCAA, the jerseys are retired but the numbers remain active.

Two contributors have been selected for the basketball program's highest honor, including the late Cawood Ledford, the radio "Voice of the Wildcats" for 39 years. In 1997, Bill Keightley, the lovable and dedicated equipment manager known as "Mr. Wildcat," also was selected. And the great coaches have been honored as well — Rupp, Hall and Pitino.

Each selection has been presented with a framed jersey and a banner proudly hung from the Rupp Arena rafters.

And as the film clip continues, there's sure to be a sequel in the works.

In recognition of outstanding contributions to the University of Kentucky basketball program, the UK Athletics Department has retired jerseys honoring the following:



Basil Hayden
1920-21-22



56 - Burgess Carey
1925-26



Carey Spicer
1929-30-31



Adolph Rupp
Head Coach —
1931-72



Forest "Aggie" Sale
1931-32-33




7 - John "Frenchy" DeMoisey
1932-33-34



4 - Layton "Mickey" Rouse
1938-39-40



***26 - Kenny Rollins**
1943-47-48




***15 - Alex Groza**
1945-47-48-49



***12 - Ralph Beard**
1946-47-48-49



***27 - Wallace Jones**
1946-47-48-49




***22 - Cliff Barker**
1947-48-49



77 - Bill Spivey
1950-51



***30 - Frank Ramsey**
1951-52-54




***6 - Cliff Hagan**
1951-52-54



***16 - Lou Tsiopoulos**
1951-52-54




***42 - Billy Evans**
1952-54-55




***20 - Gayle Rose**
1952-54-55



Cawood Ledford "Voice of the Wildcats"
1953-92



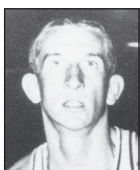
***22 - Jerry Bird**
1954-55-56




***44 - Phil Grawemeyer**
1954-55-56



50 - Bob Burrow
1955-56



52 - Vernon Hatten
1956-57-58




24 - Johnny Cox
1957-58-59




Bill Keightley "Mr. Wildcat"
Equipment Manager
1962-2008




44 - Cotton Nash
1962-63-64



10 - Louie Dampier
1965-66-67



42 - Pat Riley
1965-66-67



44 - Dan Issel
1968-69-70
UK's All-Time Leading Scorer



Coach Joe B. Hall
Head Coach —
1973-85




35 - Kevin Grevey
1973-74-75



21 - Jack Givens
1975-76-77-78




53 - Rick Robey
1975-76-77-78




4 - Kyle Macy
1978-79-80




31 - Sam Bowie
1980-81, 84




34 - Kenny Walker
1983-84-85-86




32 - Richie Farmer
1989-90-91-92




12 - Deron Feldhaus
1989-90-91-92



34 - John Pelphrey
1989-90-91-92




11 - Sean Woods
1990-91-92



24 - Jamal Mashburn
1991-92-93



Rick Pitino
Head Coach —
1990-97



00 - Tony Delk
1993-94-95-96


★ Member of "The Fabulous Five," 1948 National Champions & Olympic Gold Medalists

* Member of 1954 Undefeated National Champions




ALL-TIME WILDCATS

A




Desmond Allison
1999, 2000



Jim Andrews
1970, 71, 72, 73

Allan Abramson (Mgr.) (1944)
John Adams (1962, 63, 64, 65)
Skipper Adams (1956)
Don Adkins (Mgr.) (1974, 75)
Earl Adkins (1954, 55, 56, 57, 58)
Paul Adkins (1921, 22)
Marvin Akers (1941, 42, 43)
Charles Alberts (1924, 25, 26)
Charles Aleksinas (1978, 79)
Brooks Alexander (1964)
Ermal Allen (1940, 41, 42)
Shagari Alleyne (2004, 05, 06)
Ed Allin (1945, 46)
Desmond Allison (1999, 2000)
Sean Alteri (Mgr.) (1997)
Carl Althaus (1943)
Harold Amoss (1903, 04)
Derek Anderson (1996, 97)
Dwight Anderson (1979, 80)
Milerd Anderson (1934, 35, 36)
Jim Andrews (1970, 71, 72, 73)
Paul Andrews (1984, 85, 86, 87)
Lee Andrus (1903, 04)
Myron Anthony (1998, 99)
Phil Argento (1967, 68, 69)
Richard Arnett (1903, 04)
Jay Atkerson (Mgr.) (1957, 58, 59)
George Atkins (1960, 61, 62, 63)
Randy Azbill (Mgr.) (1984, 85)
Kelenna Azubuike (2003, 04, 05)

B



Ralph Beard
1946, 47, 48, 49




Sam Bowie
1980, 81, 82, 83, 84


H.A. Babb (Mgr.) (1911)
Adrian Back (1942)
Stanley Baer (1905, 06, 07)
Scotty Baesler (1960, 61, 62, 63)
Mike Ballenger (1982)
Richard Barbee (1906, 07, 08, 09, 10)
Antwain Barbour (2003, 04)
Clifford Barker (1947, 48, 49)
Bill Barlow (1943)
Marshall Barnes (1923)
Brinkley Barnett (1911, 12, 13)
Wayne Barnett (1963)
Dale Barnstable (1947, 48, 49, 50)
Bruce Bartee (1918, 19)
Bobby Barton (Mgr.) (1967)
Will Barton (Mgr.) (2010, 11, 12, 14)
Arthur Bash (1918)
Arthur Bastin (1918)
Jay Bayless (1955, 56, 57)

Dickey Beal (1981, 82, 83, 84)
Ralph Beard (1946, 47, 48, 49)
Bret Bearup (1981, 82, 83, 84, 85)
Todd Bearup (1991)
Thomas Beatty (1911, 12)
Ed Beck (1955, 56, 57, 58)
Twany Beckham (2012, 13)
Cecil Bell (1931, 32)
Maurice Bell (1944)
Tommy Belt (1956)
Winston Bennett (1984, 85, 86, 88)
Kerry Benson (2008)
Cliff Berger (1965, 66, 67, 68)
Jim Bersot (1962)
Jim Beshears (1962)
Henry Besuden (1925, 26)
Bill Bibb (1954, 55)
Arthur Bicknell (Mgr.) (1940)
Doug Billips (Mgr.) (1969, 70)
Calvin Bird (1958)
Jerry Bird (1954, 55, 56)
Darryl Bishop (1972)
Frank Blackard (1962)
James Blackmon (1984, 85, 86, 87)
Crittenden Blair (1932, 34)
Hubert Blakey (1920)
Zeb Blankenship (1946)
William Blanton (1923)
Eric Bledsoe (2010)
J.P. Blevins (1999, 2000, 01, 02)
Harry Bliss (1935, 36)
Bruce Boehler (1942)
Keith Bogans (2000, 01, 02, 03)
J. David Bolen (Mgr.) (1996, 97, 98)
Devin Booker (2015)
Ralph Boren (1923, 24)
Brad Bounds (1964, 65, 66, 67)
Sam Bowie (1980, 81, 82, 83, 84)
Junior Braddy (1990, 91, 92, 93)
Michael Bradley (1998, 99)
Ramel Bradley (2005, 06, 07, 08)
Bob Brannum (1944, 47)
Brandy Brandstetner (1912)
Bob Brannun (1944, 47)
Don Branson (1905, 06)
Jeff Brassow (1990, 91, 92, 93, 94)
Wayne Breeden (Mgr.) (1983)
John Brewer (1954, 55, 56, 57)
Leo Brewer (1907, 08)
Melvin Brewer (1941, 42, 43)
Leonard C. Bridges (Mgr.) (1910)
Chris Briggs (Mgr.) (2002, 03, 04)
Dick Brodersen (1963)
Jake Bronston (1929, 30, 31)
Curt Brown (1964)
Dale Brown (1992, 93)
William Brown (1957)
Steve Bruce (1987)
Al Bruno (1949)
Thomson Bryant (1905, 06, 07)
Nathaniel Buis (1944)
Carey Burchett (Mgr.) (1934)
Carroll Burchett (1959, 60, 61, 62)
Lawrence Burnham (1919, 20, 22, 23)
Bob Burrow (1955, 56)
Bill Busey (1967, 68, 69, 70)
Paul Bussee (1954)
John Butcher (1955)
Travis Butler (1967)
Bernie Butts (1960, 61)
Kirk Byars (Mgr.) (1963)
Leroy Byrd (1984, 85, 86)

C



Rex Chapman
1987, 88




Johnny Cox
1956, 57, 58, 59

Ronnie Cain (1956)
Craig Callihan (Mgr.) (2008, 09, 10)
Gerry Calvert (1954, 55, 56, 57)
Jules Camara (1999, 2000, 01, 02, 03)
Albert Campbell (1948)
George Campbell (Mgr.) (1935)
John Campbell (1910, 11)
Kenton Campbell (1945, 46, 47, 48)
Patrick Campbell (1917, 18)
Will Campbell (Mgr.) (2007, 08, 09, 10)
Burgess Carey (1925, 26)
Ralph Carlisle (1935, 36, 37)
Armiel Carman (Mgr.) (1916)
Josh Carrier (2002, 03, 04, 05)
Rashaad Carruth (2002)
Jared Carter (2006, 07, 08, 09)
Dwane Casey (1976, 77, 78, 79)
Mike Casey (1967, 68, 69, 71)
Billy Ray Cassidy (1955, 56, 57, 58)
Billy Cassity (1963)
Lindle Castle (1951)
Willie Cauley-Stein (2013, 14, 15)
Milton Cavana (1931)
Bill Chambers (1945)
J.S. Chambers (Mgr.) (1909)
Jan Chancellor (1964)
Dan Chandler (1954, 55)
Rex Chapman (1987, 88)
Wayne Chapman (1964)
Adam Chiles (2002)
Kirk Chiles (1968, 72)
Ronald Clark (1952)
Truman Claytor (1976, 77, 78, 79)
Tom Clemmons (1968)
Steve Clevenger (1965, 66, 67, 68)
Marion Cluggish (1938, 39, 40)
Stan Cluggish (1940)
Sonny Cobb (1956)
Bernie Coffman (1959, 60)
Sid Cohen (1959, 60)
Lincoln Collinsworth (1955, 56, 57, 58)
Carl Combs (1940, 41)
Cecil Combs (1928, 29, 30)
Charles Combs (1936, 37, 38)
Larry Conley (1963, 64, 65, 66)
Jimmy Dan Conner (1972, 73, 74, 75)
George Cooke (1952)
Joe Coons (1903, 04, 05)
Clyde Cooper (1945)
Tony Cooper (1991)
Jim Corcoran (1956)
Earl Cornett (1962)
Paul Corum (1954, 55)
Nealel Cosby (1952)
Bernard Coté (2003, 04)
E.A. Couch (1957, 58)
Scott Courts (1978)
Mark Coury (2007, 08)
DeMarcus Cousins (2010)
Fred Cowan (1978, 79, 80, 81)
Jeremiah Cox (Mgr.) (2004, 05, 06)
Johnny Cox (1956, 57, 58, 59)
Hugh Coy (1954)
Gary Crabtree (1962)

John Craig (1936)
Mark Crain (1960)
Wes Cravens (1944)
Joe Crawford (2005, 06, 07, 08)
John Crigler (1955, 56, 57, 58)
Louis Crigler (1957)
George Critz (1961, 62, 63, 64)
Johnny Crocket (1946)
Larry Crosby (Mgr.) (1965)
John S. Crosthwaite (1910)
Lawrence Crump (1931)
Albert Cummins (1947)
Jess Curry (1954)
Fred Curtis (1937, 38, 39)

D



Louie Dampier
1964, 65, 66, 67




Rodney Dent
1993, 94


Tommy Dale (1964)
Louie Dampier (1964, 65, 66, 67)
Erik Daniels (2001, 02, 03, 04)
Darrell Darby (1931, 32, 33)
Howard Dardeen (1958, 59)
Ed Davender (1985, 86, 87, 88)
Anthony Davis (2012)
A.J. Davis (Mgr.) (2006)
Berkley Davis (1932, 34)
Bill Davis (1933, 34)
Bruce Davis (1935, 36)
Johnathon Davis (1988, 89, 90, 91)
Mulford Davis (1943, 46, 47)
Robert Davis (1936, 37, 38)
William Davis (1933, 34)
Gene Dauer (1968)
Roger Day (1948, 49, 50)
David Deaton (Mgr.) (1989)
Ted Deeken (1961, 62, 63, 64)
Claire Dees (1927, 28, 29)
Vince Del Negro (1961)
Tony Delk (1993, 94, 95, 96)
Adam Delph (2009)
John "Frenchy" DeMoisey (1932, 33, 34)
Truitt DeMoisey (1944)
Harry Denham (1938, 39, 40)
Rodney Dent (1993, 94)
Dickie Derrickson (1945)
Jim Dinwiddie (1967, 68, 69, 70, 71)
Joseph Dishman (1918, 19)
Darnell Dodson (2010)
Arthur Donan (1906)
Mike Dolan (Mgr.) (1952, 54)
Warfield Donohue (1935, 36, 37)
Tommy Dorsey (1956)
Harold Downing (1908)
Pat Doyle (1960, 61, 62, 63)
Rick Drewitz (1971, 72, 73, 74)
Chester Duff (1945)
Hunter Durham (Mgr.) (1961, 62)
James Durham (1945)
Cliff Dwyer (1952)



E




Allen Edwards
1995, 96, 97, 98



LeRon Ellis
1988, 89

David Eakins (1958)
Ray Edelman (1971, 72, 73, 74)
Allen Edwards (1995, 96, 97, 98)
Leroy Edwards (1935)
Michael Elgien (Mgr.) (2014)
Russell Ellington (1935, 36)
Cecil Ellis (1910)
LeRon Ellis (1988, 89)
Randy Embry (1962, 63, 64, 65)
Kenneth England (1941, 42)
Anthony Epps (1994, 95, 96, 97)
Marquis Estill (2000, 01, 02, 03)
Frank Etscorn (1941, 42)
Bill Evans (1951, 52, 54, 55)
Clay Evans (1954)
Heshimu Evans (1997, 98, 99)
Mark Evans (Mgr.) (2010, 11, 12)
William Evans (Mgr.) (1942)
John Everett (1919, 20)

F




Deron Feldhaus
1988, 89, 90, 91, 92




Travis Ford
1991, 92, 93, 94

H.L. Farmer (1912, 13)
John Farmer (1968)
Richie Farmer (1989, 90, 91, 92)
Keith Farnsely (1939, 40, 41)
John Farris (Mgr.) (1992, 94, 95)
J.B. Faulconer (Mgr.) (1939)
Allen Feldhaus (1959, 60, 61, 62)
Deron Feldhaus (1988, 89, 90, 91, 92)
John Ferguson (Mgr.) (1971)
Fred Fest (1921, 22, 23)
Gerald Fitch (2001, 02, 03, 04)
Garrett Fitzpatrick (Mgr.) (1941)
George Fletcher (Mgr.) (1980, 81)
EJ Floreal (2014, 15)
Chigger Flynn (Mgr.) (1956)
Doug Flynn (1970)
James Flynn (1952)
Mike Flynn (1972, 73, 74, 75)
Travis Ford (1991, 92, 93, 94)
Wayne Foust (1923)
Bob Fowler (1976)
Walter Fox (1907, 08, 09, 10)
Mort Fraley (1967)
Don Frazier (1954)
Jeremy French (Mgr.) (2007, 08, 09)
Ray Frudenberger (1963)
Jim Fulcher (1962)
Clifford Fuller (1921)

G




Jack Givens
1975, 76, 77, 78




Alex Groza
1945, 47, 48, 49

Jake Gaiser (1910, 11, 12)
Kevin Galloway (2009)
Gary Gamble (1965, 66, 67, 68)
Sam Gates (1935, 36)
Kenneth Gayheart (Mgr.) (1990, 91, 92, 94)
Robert Gayheart (Mgr.) (1989)
D.J. Geddes (Mgr.) (2001, 02, 03, 04, 05)
Gordan George (1932)
Chris Gettelfinger (1978, 79, 80, 81)
Mickey Gibson (1963, 64)
Elmer Gilb (1927, 28, 29)
Jeff Ginnan (1989)
Logan Gipe (1954)
Jack Givens (1975, 76, 77, 78)
Max Glickman (1918)
Tom Gobel (1961)
Ed Godbey (1959)
Don Godby (1954)
James Goforth (1935, 36, 37)
Zach Goines (Mgr.) (1996, 97, 98, 99)
James Goodman (1938, 39)
Steve Goodson (Mgr.) (2002, 03, 04, 05)
Archie Goodwin (2013)
Buddy Goodwin (1958)
William Goodwin (1903)
Harry Gorham (1944)
Ed Gough (1938)
Edward Grant (1964)
Phil Grawemeyer (1954, 55, 56)
Sean Gray (Mgr.) (1994, 95, 96, 97)
Steve Green (1974)
Kevin Grevey (1972, 73, 74, 75)
Pete Grigsby (1954)
William Griffith (Mgr.) (1929)
Alex Groza (1945, 47, 48, 49)
George Gumbert (1914, 15, 16, 17)
Bob Guyette (1972, 73, 74, 75)
J. White Guyn (1903, 04)

H



Cliff Hagan
1951, 52, 54




Roger Harden
1983, 84, 85, 86

Charles Hadden (1955)
Cliff Hagan (1951, 52, 54)
Joseph Hagan (1936, 37, 38)
Jerry Hale (1972, 73, 74, 75)
Dan Hall (1975, 1976)
Mark Halsell (2009)
Bill Hamm (1943)
Reggie Hanson (1988, 89, 90, 91)
Roger Harden (1983, 84, 85, 86)
John Hardwick (1957)
Philip Haring (Mgr.) (1936, 38)
Sam Harper (1962, 63, 64)
Tom Harper (1961, 62, 63, 64)
Carson Harreld (Mgr.) (1965, 66)
Josh Harrellson (2009, 10, 11)
Jim Harris (1968, 69)

Ramon Harris (2007, 08, 09, 10)
Aaron Harrison (2014, 15)
Andrew Harrison (2014, 15)
Chris Harrison (1992, 93, 94, 95)
W.C. Harrison (1911, 12)
Ryan Harrow (2013)
Derrill Hart (1910, 11, 12, 16)
Merion Haskins (1974, 75, 76, 77)
Robert Hatchett (Mgr.) (2012, 13, 14)
Walter Hatcher (1937)
Vernon Hatton (1956, 57, 58)
Cliff Hawkins (2001, 02, 03, 04)
Dominique Hawkins (2014, 15)
Basil Hayden (1920, 21, 22)
Chuck Hayes (2002, 03, 04, 05)
Elmo Head (1937, 38, 39)
Bob Hehl (1946)
Tom Heilbron (1958)
Bob Heinrich (1963)
Charles Heinrich (1963)
Charles Heinrich (1935)
Matt Heissenbuttel (2001, 02, 03, 04)
Tom Heitz (1980, 81, 82, 83, 84)
Bill Heizer (1927)
G. Foster Helm (1924, 25, 26, 27)
Robert Henne (1948, 49)
Joseph Herman (1906)
Will Herschelman (Mgr.) (2006, 07, 08, 09)
Arville Hickerson (1926)
Billy Hill (1956)
Darryl Hill (1962)
Walter Hirsch (1948, 49, 50, 51)
Walter Hodge (1937, 39)
Ryan Hogan (1998, 99)
Joe Holland (1946, 47, 48)
Joey Holland (1974, 75, 76)
Kent Hollenbeck (1969, 70, 71, 72)
Mike Homa (1948)
Jon Hood (2010, 11, 12, 13, 14)
Derrick Hord (1980, 81, 82, 83)
Aaron Howard (Mgr.) (1998, 99, 2000, 01, 02)
Mike Howard (Mgr.) (1996, 97, 98)
Dick Howe (1955, 57, 58)
Jim Howe (1945)
Lee Huber (1939, 40, 41)
Allen Hughes (1958)
Charles Hughes (1924, 25)
James Hughes (1932)
Lowell Hughes (1957, 58, 59)
Harry Hurd (1959, 60, 61, 62)
Charles Hurt (1980, 81, 82, 83)


I




Dan Issel
1967, 68, 69, 70

Robert Ireland (1916, 17)
Charles Ishmael (1962, 63, 64)
Dan Issel (1967, 68, 69, 70)

J



Thad Jaracz
1965, 66, 67, 68




Larry Johnson
1974, 75, 76, 77

Ralph Jackowski (1938)
Maurice Jackson (1933)
Thad Jaracz (1965, 66, 67, 68)
James Jarrell (1969)
Derrick Jasper (2007, 08)
Ernie Jefferson (1939)
Irvine Jeffries (1928)
Cedric Jenkins (1985, 86, 87, 88)
Paul Jenkins (1926, 27, 28)
Ned Jennings (1958, 59, 60, 61)
Herbert Jerome (1934)
Bert Johnson (1935)
Danny Jett (Mgr.) (2003)
Dakari Johnson (2014, 15)
Ellis Johnson (1931, 32, 33)
Larry Johnson (1974, 75, 76, 77)
Phil Johnson (1955, 56, 58, 59)
Walter Johnson (1944)
Buck Jones (1968)
Chris Jones (1989)
Terrence Jones (2011, 12)
Wallace Jones (1946, 47, 48, 49)
James Jordan (1947, 48)
David Judy (Mgr.) (2000, 01, 02)

K



Michael Kidd-Gilchrist
2012




Mark Krebs
2008, 09, 10

Enes Kanter (2011)
Charles Keller (1952)
Charlie Keller (1919)
Pat Kelly (1905)
William P. Kemper (Mgr.) (1905)
Brady Kennedy (Mgr.) (2013, 14, 15)
Ron Kennett (1962, 63, 64, 65)
Ralph Kercheval (1933)
Stan Key (1969, 70, 71, 72)
Michael Kidd-Gilchrist (2012)
Jeff Kidder (Mgr.) (1989)
Henry Kimbrough (1912)
Arlan King (1950)
James King (1940, 41, 42)
Kenneth King (1922)
William King (1921, 22, 24, 25)
Howard Kinne (1915, 17)
A.M. Kirby (Mgr.) (1907)
James Kittrell (1926)
William Kleiser (1930, 31, 32)
Edwin Knadler (1927)
Brandon Knight (2011)
Nate Knight (2000)
Mark Krebs (2008, 09, 10)
Howard Kreuter (1932, 33)
Tommy Kron (1963, 64, 65, 66)

L



Dave Lawrence
1933, 34, 35




Preston LeMaster
2003, 04, 05, 06

Art Laib (1968, 69, 70)
Doron Lamb (2011, 12)
George Lambros (1950)




Ed Lander (1942, 43)
 Paul Lansow (1951)
 Bo Lanter (1980, 81, 82)
 Tod Lanter (2013, 14, 15)
 Jason Lathrem (1996)
 Allan Lavin (1931)
 Bob Lavin (1919, 20, 21, 22)
 Brad Lawless (1977)
 Dave Lawrence (1933, 34, 35)
 Roger Layne (1950, 51)
 James Lee (1975, 76, 77, 78)
Marcus Lee (2014, 15)
 Ken Lehkamp (Mgr.) (1956, 57)
 Alex Legion (2008)
 Jim LeMaster (1965, 66, 67, 68)
 Preston LeMaster (2003, 04, 05, 06)
 Larry Lentz (1963, 64, 65, 66)
 Morris Levin (Mgr.) (1931)
 Garland Lewis (1934, 35, 36)
 Billy Ray Lickert (1958, 59, 60, 61)
 DeAndre Liggins (2009, 10, 11)
 James Line (1947, 48, 49, 50)
 Shelby Linville (1950, 51, 52)
 Zach Lipson (Mgr.) (2011, 12)
 Ercei Little (1931, 32)
 Steve Lochmueller (1972, 73, 74, 75)
 Robert Lock (1985, 86, 87, 88)
 Brian Long (2012, 13, 14, 15)
 Wayland Long (1968)
 Lawrence Longsworth (1916, 17)
 Darrell Lorange (1946)
 Nick Lutz (1936)
 Trey Lyles (2015)
 June Lyons (1928)
 Ronnie Lyons (1971, 72, 73, 74)
 Wendell Lyons (1971, 72)

M



Cameron Mills
1995, 96, 97, 98



Nazr Mohammed
1996, 97, 98


Kyle Macy (1977, 78, 79, 80)
 Richard Madison (1985, 86, 87, 88)
 Jamaal Magloire (1997, 98, 99, 00)
 Sam Malone (2012, 13, 14, 15)
 Eric Manuel (1988, 89)
 Dustin Marr (Mgr.) (2006, 07, 08)
 Ben Marsh (1916, 17, 18, 19)
 Egbert Marshall (1927)
 Will Martin (Mgr.) (2009, 10, 11, 12)
 Gimel Martinez (1991, 92, 93, 94)
 Frank Marx (1910, 11)
 Jamal Mashburn (1991, 92, 93)
 Steve Masiello (1997, 98, 99, 2000)
 Luke Mason (Mgr.) (2007, 08)
 Jim Master (1981, 82, 83, 84)
 James Mathewson (1942)
 Tony Mathis (1989)
 Harvey Mattingly (1932)
 Bill Maupin (1956)
 Charles Maxson (Mgr.) (1933)
 Jack May (Mgr.) (1935, 36)
 Todd May (1983)
 Julius Mays (2013)
 Robert Mayhall (1974)
 John McAdam (Mgr.) (1970)
 Paul McBrayer (1928, 29, 30)
 Cecil McCarty (1957)
 Walter McCarty (1993, 94, 95, 96)
 Bob McCowan (1968, 69, 70, 72)
 Jim McDonald (1959, 60, 61, 62)
 James McFarland (1924, 25, 26)
 Skip McGaw (1990)

Lawrence McGinnis (1928, 29, 30)
 Louis McGinnis (1929, 30, 31)
 Dan McHale (Mgr.) (1998, 99, 2000, 01)
 John McIntosh (1935, 36, 37)
 Garnett McKenney (1917, 18)
 Troy McKinley (1982, 83, 84, 85)
 J. McKinney (Mgr.) (1936, 37)
 Fred McLane (1928, 29, 30)
 Lewis McManus (1956, 57)
 Malcom McMulle (1946, 47)
 Jim Meek (1958)
 Giles Meadors (Mgr.) (1912)
 Jodie Meeks (2007, 08, 09)
 Ron Mercer (1996, 97)
 Hub Metry (Mgr.) (1964, 65)
 Brett Miller (Mgr.) (2010, 11, 12)
 Darius Miller (2009, 10, 11, 12)
 David Miller (1973, 74)
 Derrick Miller (1987, 88, 89, 90)
 Larry Miller (1972)
 Len Miller (1928, 29)
 Cameron Mills (1995, 96, 97, 98)
 Chris Mills (1989)
 Don Mills (1957, 58, 59, 60)
 Dusty Mills (2008)
 Ray Mills (1954, 55, 56, 57)
 Terry Mills (1967, 68, 69, 70, 71)
 Stanley Milward (1928, 29, 30)
 Will Milward (1924, 25)
 Dirk Minniefield (1980, 81, 82, 83)
 Billy Mitchell (1954)
 Donnie Mitts (1964)
 Terry Mobley (1962, 63, 64, 65)
 Nazr Mohammed (1996, 97, 98)
 Gayle Mohney (1926)
 George Montgomery (1903)
 Joel Moody (1959)
 Bob Moore (Mgr.) (1950, 51, 52)
 Caleb Moore (Mgr.) (2000, 01, 02, 03)
 Eric Moore (Mgr.) (1989)
 Ralph Morgan (1913, 14, 15)
 Read Morgan (1950, 51)
 John Morris (1933)
 Jonathan Morris (Mgr.) (2005)
 Randolph Morris (2005, 06, 07)
 Walter Morris (1919)
 Jeff Morrow (Mgr.) (1989, 90, 91, 92)
 Marc Moseley (1973)
 Tom Moseley (1943, 44)
 Ravi Moss (2003, 04, 05, 06)
 Thomas Mossberger (1957)
 Kevin Murphy (Mgr.) (1998, 99, 2000)
 Zach Murphy (Mgr.) (2005, 06, 07, 08)

N




Cotton Nash
1961, 62, 63, 64



Nerlens Noel
2013

Cotton Nash (1961, 62, 63, 64)
 Gene Neff (1951, 52)
 Alonzo Nelson (1945)
 Charles Neville (1964)
 Roger Newman (1957, 61)
 C.M. Newton (1950, 51)
 David Nile (1961)
 Tommy Nichols (1936)
 Brad Noe (Mgr.) (2006)
 Nerlens Noel (2013)
 Paul Noel (1943)
 Randy Noll (1969, 70)

O




Bernard Opper
1937, 38, 39




Daniel Orton
2010

Lukasz Obrzut (2004, 05, 06, 07)
 Mike O'Connell (1951)
 Dan Omlor (Mgr.) (1964)
 Bernard Opper (1937, 38, 39)
 Andrew Orтели (Mgr.) (2012, 13, 14, 15)
 Donald Orme (1940, 41)
 Daniel Orton (2010)
 Hays Owens (1928, 29, 30)

P



Scott Padgett
1995, 97, 98, 99




John Pelphey
1988, 89, 90, 91, 92

Scott Padgett (1995, 97, 98, 99)
 Harold Park (Mgr.) (1945)
 Randy Page (1968)
 James Park (1912, 14)
 Clyde Parker (1943)
 Ed Parker (Mgr.) (1919)
 Glen Parker (1944)
 J. Ed Parker (1944, 45, 46, 47)
 Jason Parker (2001, 02)
 Tom Parker (1969, 70, 71, 72)
 Jack Parkinson (1944, 45, 46, 48)
 Michael Parks (1990, 91)
 Dick Parsons (1958, 59, 60, 61)
 Patrick Patterson (2008, 09, 10)
 Tom Payne (1971)
 Bart Peak (1916, 17)
 Len Pearson (1950)
 John Pelphey (1988, 89, 90, 91, 92)
 Doug Pendency (1961, 62)
 E.S. Penick (1943)
 Steve Penhorwood (1970, 71)
 Blake Perkins (Mgr.) (2013, 14, 15)
 Bobby Perry (2004, 05, 06, 07)
 Dan Perry (1970, 71, 72)
 Dwight Perry (2007, 08, 09)
 George Perry (Mgr.) (1954)
 Phil Phelps (1955)
 Mike Phillips (1975, 76, 77, 78)
 Frank Phipps (1927)
 Bill Pieratt (1960)
 Ed Pierce (1903)
 Matt Pilgrim (2009)
 Wayne Plummer (1909, 10)
 Jarrrod Polson (2011, 12, 13, 14)
 Kenneth Polson (1927)
 Randy Pool (1967, 68, 69, 70)
 Stacey Poole (2011)
 Mark Pope (1994, 95, 96)
 Michael Porter (2007, 08, 09)
 Tommy Porter (1965, 66, 67, 68)
 Shelby Post (1908, 09, 10)
 Sam Potter (1934, 35)
 William Poyntz (1921, 22, 23)
Alex Poythress (2013, 14, 15)
 Gerald Powell (1961)
 Dickie Prater (1951)

Mike Pratt (1967, 68, 69, 70)
 R.C. Preston (1911, 12, 13, 14)
 Woodrow Preston (1952)
 Dwight Price (1951)
 Jared Prickett (1993, 94, 95, 97)
 Tayshaun Prince (1999, 2000, 01, 02)
 Linville Puckett (1954, 55)
 Larry Pursiful (1959, 60, 61, 62)

R




Pat Riley
1964, 65, 66, 67




Rick Robey
1975, 76, 77, 78

Denny Radabaugh (1962, 63)
 Henry Rambo (1957)
 Frank Ramsey (1951, 52, 54)
 Lloyd Ramsey (1941, 42)
 Tripp Ramsey (Mgr.) (1976, 77)
 Julius Randle (2014)
 Jeff Ray (1973)
 Robert Reynolds (Mgr.) (1932)
 Al Reynolds (1945)
 Rodrick Rhodes (1993, 94, 95)
 A.T. Rice (1922, 23, 24, 25)
 Bobby Rice (1960)
 Dick Richards (1933)
 Stanley Ridd (1912)
 S.H. Ridgeway (1920, 21)
 Andre Riddick (1992, 93, 94, 95)
 Sam Ridgway (1920, 21)
 Carl Riefkin (1923, 24)
 Pat Riley (1964, 65, 66, 67)
 Ruric Roark (1904)
 Roy Roberts (1959, 60, 61, 62, 63)
 Jess Robertson (1941)
 Louis Robertson (1941, 42)
 Rick Robey (1975, 76, 77, 78)
 Al Robinson (1958, 59, 60)
 William "Doc" Rodes (1917)
 William Rodes (1909, 10)
 Andrew Rogers (Mgr.) (2010)
 Karl Rohs (1924, 25)
 Don Rolfe (1962, 63)
 Kenneth Rollins (1943, 47, 48)
 Rajon Rondo (2005, 06)
 Van Buren Ropke (1927)
 Gayle Rose (1951, 52, 54, 55)
 Jimmy Rose (1963)
 Harold Ross (1955, 56, 57, 58)
 Ben Roth (Mgr.) (1915)
 Layton Rouse (1938, 39, 40)
 Willie Rouse (1951, 52, 54)
 Jerry Rump (1960)
 Joe Rupert (1933)
 Herky Rupp (1959, 60, 61, 62)
 Tony Russell (Mgr.) (1994, 95, 96, 97)

S



Jeff Sheppard
1994, 95, 96, 97, 98



Bill Spivey
1950, 51, 52


Forest Sale (1931, 32, 33)
 Chad Sanders (Mgr.) (2007, 08, 09, 10)




Matt Scherbenske (2008, 09)
 Jack Schiffl (1945)
 Steve Schmitt (1968)
 Charles Schrader (1914, 16, 17)
 Wilber Schu (1943, 44, 45, 46)
 Otto Schwant (1915, 16)
 Fred Scott (1956)
 Herschel Scott (1913, 14, 15)
 Mike Scott (1987, 88, 89)
 Leon Sczepanski (1955)
 Jason Seamonds (Mgr.) (1998, 99)
 Cory Sears (2001, 02)
 Brian Sensibaugh (Mgr.) (2014)
 Jim Server (1915, 16)
 Evan Settle (1932, 33, 34)
 Arthur Shanklin (1918)
 Shelby Shanklin (1907, 08, 10)
 Brown Sharp (1952)
 Roy Sharp (1957)
 James Sharpe (1927)
 Hubbard Shawhan (1910)
 Bobby Shepherd (1957)
 Jeff Sheppard (1994, 95, 96, 97, 98)
 Jay Shidler (1977, 78, 79, 80)
 Terry Shigg (1987)
 Oliver Simmons (1996, 97)
 Boone Simpson (1919)
 Larue Simpson (1962)
 Glenn Sims (Mgr.) (1973)
 Rekalin Sims (2006)
 George Skinner (1931, 32, 33)
 Landon Slone (2009)
 Bobby Slusher (1958, 59)
 Will Smether (1948)
 Adrian Smith (1957, 58)
 Bill Smith (1955, 56, 57, 58)
 Doug Smith (Mgr.) (2006)
 G.J. Smith (1972, 73, 74, 75)
 Gilbert Smith (1920, 21, 22, 23)
 Greg Smith (1972)
 Saul Smith (1998, 99, 00, 01)
 Mark Soderberg (1969, 70, 71)
 Bob Sparkman (1960)
 Ernest Sparkman (1945)
 Patrick Sparks (2005, 06)
 Devlin Sparrow (1961)
 Benny Spears (1967, 68)
 Larry Spears (1938)
 Bill Spicer (1936)
 Carey Spicer (1929, 30, 31)
 Charles Spilman (1923)
 Bill Spivey (1950, 51, 52)
 Vincent Splane (1942)
 Claire St. John (1904)
 Carl Staker (1940, 41, 42)
 Larry Stamper (1970, 71, 72, 73)
 Greg Starrick (1968, 69)
 John Steele (1954)
 Larry Steele (1968, 69, 70, 71)
 Oliver Steele (1926)
 Elmore Stephens (1972)
 Tim Stephens (1977, 78, 79)
 Warren Stephens (1957)
 Perry Stevenson (2007, 08, 09, 10)
 A.J. Stewart (2008, 09)
 Gene Stewart (1964, 65, 66, 67)
 Bobby Stilz (1936)
 Brian Stocker (Mgr.) (1994, 95, 96, 97)
 Brandon Stockton (2003, 04, 05, 06)
 Marvin Stone (2000, 01, 02)
 Neville Stone (1908)
 John Strogm (1945, 48, 49)
 Robert Stroh (1937)
 Guy Strong (1950, 51)
 Michael Stump (Mgr.) (2014)
 Barkley Sturgill (1946)
 William Sturgill (1945, 46)
 Don Sullivan (Mgr.) (1978, 79)
 Anthony Summers (Mgr.) (1998, 99, 2000)
 Bill Surface (Mgr.) (1955)
 Mike Surface (1959)
 Sean Sutton (1988, 89)

Todd Svoboda (1993)
 Dan Swartz (1952)
 Steve Swennes (1968)
 John Szalay (1964)

T



Henry Thomas
1990, 91, 92



Aminu Timberlake
1992, 93

Todd Tackett (1999, 2000, 01)
 Bob Tallent (1965, 66, 67)
 Thomas Tanner (1910)
 Spencer Tatum (Mgr.) (1989, 90, 91, 92)
 Vincent Tatum (Mgr.) (1991, 92)
 Bob Taylor (1934, 35, 36)
 Marquis Teague (2012)
 Jackie Terrell (1954)
 Alan Theobald (Mgr.) (1968)
 H.C. Thomas (1918, 19)
 Henry Thomas (1990, 91, 92)
 Irving Thomas (1986, 87)
 Roger Thomas (Mgr.) (1982, 83)
 Sheray Thomas (2004, 05, 06, 07)
 Alvin Thompson (1917)
 Homer Thompson (1937, 38, 39)
 Tommy Thompson (Mgr.) (1960)
 Jody Thompson (1991)
 Polk Threlkeld (1910)
 Bob Tice (1937)
 Milton Ticco (1941, 42, 43)
 Edward Tierney (1934, 35)
 Clarence Tillman (1979)
 Aminu Timberlake (1992, 93)
 Jack Tingle (1944, 45, 46, 47)
 Ralph Tipton (1960)
 Carlos Toomer (1991, 92)
 Garland Townes (1948, 49, 50)
 Karl-Anthony Towns (2015)
 Len Tracy (1925)
 John Trivette (1938)
 Bill Trott (1929, 30, 31)
 Lou Tsioropoulos (1951, 52, 54)
 Jack Tucker (1933, 34, 35)
 Frank Tully (1965)
 Wayne Turner (1996, 97, 98, 99)
 Melvin Turpin (1981, 82, 83, 84)
 Paul Turrell (1935)
 William P. Tuttle (1912, 13, 14, 15)

U



Tyler Ullis
2015

Tyler Ullis (2015)
 Eiki Umezaki (Mgr.) (1989)
 Lovell Underwood (1924, 25, 26)
 Gary Utz (1974)


V



Eloy Vargas
2011, 12

Eloy Vargas (2011, 12)
 Chuck Verderber (1979, 80, 81, 82)
 Frank Vogel (Mgr.) (1996)
 John Vogt (1903)
 George Vulich (1944, 45)

W



Kenny Walker
1983, 84, 85, 86



Robert Watson
1950, 51, 52

George Waggoner (1961)
 Antoine Walker (1995, 96)
 Harris Walker (1938)
 J. Rice Walker (1936, 37, 38)
 Kenny Walker (1983, 84, 85, 86)
 John Wall (2010)
 Jay Wallace (1926)
 Reggie Warford (1973, 74, 75, 76)
 Lawrence Waters (1905)
 James Wathen (1957)
 Robert Watson (1950, 51, 52)
 Jim Weber (1943, 46)
 James Wells (1951)
 Jimmy Weiland (1951)
 A.J. Weisenberger (1911, 12, 13)
 Wylie B. Wendt (Mgr.) (1906)
 Leo Wenkley (Mgr.) (1930)
 Randy Whaley (1951)
 Clint Wheeler (1967, 68, 69, 70, 71)
 Larry Wheeler (1961)
 Lucian Whitaker (1950, 51, 52)
 Hubert White (1925)
 Waller White (1940, 41, 42)
 Don Whitehead (1944)
 Walter Whittaker (1950)
 Ernie Whitus (1974, 75)
 Ferdinand Wieman (1927)
 James Wilhelm (1920, 21, 22)
 William Wilkinson (1922, 23, 24)
 Adam Williams (2006)
 Donald Williams (2009)
 LaVon Williams (77, 78, 79, 80)
 Morakinyo Williams (2008)
 Steve Williams (1977)
 Derek Willis (2014, 15)
 Maury Wilson (1906, 07, 08)
 W.C. Wilson (Mgr.) (1913)
 Kyle Wiltjer (2012, 13)
 Bob Windsor (1966)
 Dwayne Winger (1955)
 Roger Wood (1973, 74)
 Sean Woods (1990, 91, 92)
 Ron Woodward (1963)
 Charles Worthington (1931, 32)
 Charles Wright (1905)
 H.J. Wurtele (1904)
 Paul Wyatt (1961)

Y



James Young
2014

George Yates (1930, 31, 33)
 Humzey Yessin (Mgr.) (1946, 47, 48, 49)
 Singleton Yeary (1945)
 Rudy Yessin (1944)
 James Young (2014)

Z



Todd Ziegler
1985, 86, 77

Sam Zeaman (1946)
 George Zerfoss (1916, 18, 19)
 Karl Zerfoss (1913, 14, 15, 16)
 Tom Zerfoss (1914)
 Todd Ziegler (1985, 86, 77)

** List includes known freshman team members
 ^ Special thanks to Jon Scott




ALL-AMERICANS

A total of 53 Wildcats have earned All-America honors, as recognized by the NCAA. Of those players, 20 have been named consensus First Team All-America 25 times. The following is a chronological listing of all 53 UK basketball players who have been named to the NCAA-recognized All-America teams, beginning with forward Basil Hayden in 1921. The NCAA currently utilizes the Associated Press, the National Association of Basketball Coaches, the U.S. Basketball Writers Association and The Sporting News to determine consensus All-Americans.

PLAYER	YEAR	SELECTION BOARD
Basil Hayden	1921•	HF
Burgess Carey	1925•	HF
Carey Spicer	1929	HF
	1931	HF
Paul McBrayer	1930	HF
Louis McGuinness	1930	CH-3rd
Forest Sale	1932•	HF, CY, CH-1st,
	1933•	HF, CY, CH-1st
Ellis Johnson	1933	HF
John DeMoisey	1934	HF
William Davis	1934	CY-3rd
LeRoy Edwards	1935•	HF, CY-2nd
Bernard Oppen	1939••	CY-1st
Lee Huber	1941	HF
Milt Tico	1943	Pic-3rd
Bob Brannum	1944•	HF, TSN-1st, CY-2nd,
		Pic-2nd
Wilber Schu	1945	DD-2nd
Jack Parkinson	1946••	HF-1st, CY-1st,
		TM-3rd
Jack Tingle	1946	CY-3rd
	1947	TM-2nd, NABC-2nd
Ralph Beard	1947•	HF-1st, CY-1st, TM-1st,
		NABC-2nd
	1948•	AP-1st, HF-1st,

PLAYER	YEAR	SELECTION BOARD
		CY-1st, TM-1st,
		NABC-1st
	1949•	AP-1st, UPI-1st,
		LM-2nd, Col-1st,
		CY-1st, HF-1st,
		TSN-1st
Alex Groza	1947•	HF-2nd, CY-2nd,
		TM-1st, NABC-1st
	1948••	AP-2nd, HF-2nd,
		CY-1st, TM-2nd,
		NABC-2nd
	1949•	AP-1st, UPI-1st,
		LM-1st, CY-1st, HF-1st,
		TSN-1st
Wah Wah Jones	1947	HF-2nd, CY-2nd
	1948	CY-3rd, TM-3rd
	1949••	AP-2nd, UPI-1st,
		CY-1st, TSN-2nd
Jim Line	1950	UPI-3rd
Bill Spivey	1950	AP-3rd, UPI-3rd,
		INS-3rd, HF-3rd
	1951•	AP-1st, UPI-1st,
		LM-1st, INS-1st,
		Col-1st, CY-1st,
		HF-1st, TSN-1st
Frank Ramsey	1951	AP-3rd, UPI-3rd,
		CY-3rd, TSN-2nd
	1952	AP-2nd, UPI-2nd,
		CY-1st, HF-2nd, Ath-1st
	1954••	AP-2nd, UPI-2nd,
		LM-1st, INS-2nd,
		CY-1st, HF-2nd,
		TM-2nd, NABC-2nd
Cliff Hagan	1952•	AP-1st, UPI-1st,
		Col-1st, INS-1st,
		CY-2nd, HF-1st,
		Ath-1st
	1954•	AP-1st, UPI-1st,
		LM-2nd, INS-1st,
		NEA-1st, Col-1st,
		CY-2nd, HF-1st,
		To-2nd, NABC-1st
Robert Watson	1952	Ath-3rd
Bob Burrow	1955	AP-3rd, HF-2nd
	1956••	AP-3rd, UPI-3rd,
		LM-1st, NEA-2nd,
		Col-2nd, CY-2nd,
		HF-2nd, NABC-1st
Johnny Cox	1957	UPI-3rd, HF-3rd
	1959•	AP-1st, UPI-2nd,
		NEA-2nd, NABC-1st,
		USBWA-1st, CY-1st,
		HF-1st, TSN-2nd
Vernon Hatton	1958	CY-1st, HF-1st
Billy Ray Lickert	1961	HF-2nd
Cotton Nash	1962••	AP-2nd, USBWA-1st,
		UPI-2nd, NABC-3rd,
		TSN-2nd, CA-1st
	1963••	AP-2nd, NABC-2nd,
		USBWA-1st, UPI-2nd,
		NEA-2nd, LM-2nd,
		CY-2nd, HF
	1964•	AP-1st, NABC-1st,
		USBWA-1st, UPI-1st,
		TSN-2nd, CY-1st, HF

PLAYER	YEAR	SELECTION BOARD
Louie Dampier	1966••	AP-1st, NABC-2nd,
		UPI-2nd, CY-1st, HF
	1967••	AP-2nd, NABC-3rd,
		UPI-3rd, CY-2nd, HF
Thad Jurecz	1966	AP-3rd
Pat Riley	1966	AP-3rd, USBWA-1st,
		UPI-3rd, CY-2nd, HF
Dan Issel	1969••	AP-2nd, NABC-2nd,
		USBWA-1st, UPI-3rd,
		TSN-2nd, CY-1st, HF
	1970•	AP-1st, NABC-1st,
		USBWA-1st, UPI-1st,
		TSN-1st, CY-1st, HF
Mike Pratt	1970	CY-2nd
Kevin Grevey	1974	NABC-5th, HF
	1975••	AP-2nd, NABC-2nd,
		USBWA-1st, UPI-2nd,
		TSN-2nd, CY-2nd, HF
Jack Givens	1976	HF
	1977	NABC-4th, HF
	1978••	AP-2nd, NABC-2nd,
		USBWA-2nd,
		UPI-2nd, CY-1st,
		WA-1st, HF
Rick Robey	1977	NABC-4th, CY-1st
	1978••	AP-3rd, NABC-1st,
		UPI-2nd, TSN-2nd,
		CY-1st, WA-1st, HF
Kyle Macy	1978	UPI-3rd
	1979	NABC-3rd, CY-2nd
	1980•	AP-1st, NABC-1st,
		USBWA-1st, UPI-1st,
		TSN-1st, CY-1st,
		WA-1st, HF
Sam Bowie	1981••	AP-3rd, NABC-2nd,



Ralph Beard was a consensus first-team All-American in 1947, 1948 and 1949.



2015-16 KENTUCKY MEN'S BASKETBALL

ALL-AMERICANS

PLAYER	YEAR	SELECTION BOARD
		USBWA-2nd, UPI-3rd, TSN-2nd, CY-1st, BT-2nd, HF
	1984	AP-2nd, TSN-2nd
Melvin Turpin	1983	HF
	1984	AP-3rd, NABC-2nd, USBWA-2nd, UPI-3rd, BT-3rd
Kenny Walker	1985	AP-2nd, NABC-2nd, USBWA-2nd, UPI-2nd, BT-2nd, WA-1st
	1986	AP-1st, NABC-1st, USBWA-1st, UPI-1st, TSN-2nd, BT-1st, WA-1st
Rex Chapman	1988	NABC-3rd, BT-3rd
Jamal Mashburn	1992	BT-2nd
	1993	AP-1st, NABC-1st, USBWA-1st, UPI-1st, TSN-1st, BT-1st, WA-1st
Tony Delk	1996	AP-2nd, NABC-2nd, USBWA-1st, UPI-1st, TSN-2nd, BT-2nd, WA-1st
Ron Mercer	1997	AP-1st, NABC-1st, USBWA-1st, TSN-2nd, BT-2nd, WA-1st
Scott Padgett	1999	WA-1st
Tayshaun Prince	2001	AP-2nd, USBWA-2nd, NABC-3rd, BT-2nd, WA-1st

PLAYER	YEAR	SELECTION BOARD
	2002	AP-3rd, NABC-2nd
Keith Bogans	2003	AP-3rd, NABC-2nd, TSN-3rd, BT-3rd
Jodie Meeks	2009	AP-2nd, USBWA-2nd, NABC-2nd, TSN-2nd, ESPN-2nd, Rivals-2nd
DeMarcus Cousins	2010	AP-1st, USBWA-2nd, NABC-2nd, TSN-2nd, WA-1st, CBS-1st, FOX-1st, Yahoo-1st, Rivals-1st, BT-2nd
John Wall	2010	AP-1st, USBWA-1st, NABC-1st, TSN-1st, WA-1st, CBS-1st, FOX-1st, Yahoo-1st, Rivals-1st, BT-1st
Terrence Jones	2011	Yahoo-3rd
Anthony Davis	2012	AP-1st, USBWA-1st, NABC-1st, TSN-1st, CBS-1st, WA-1st
Michael Kidd-Gilchrist	2012	AP-3rd, USBWA-2nd, NABC-3rd, TSN-2nd, CBS-2nd
Julius Randle	2014	AP-3rd, NABC-3rd
Willie Cauley-Stein	2015	AP-1st, USBWA-1st, NABC-1st, TSN-1st, NBC-1st, USA-1st, SI-2nd, CBS-1st, WA-1st
Karl-Anthony Towns	2015	AP-2nd, NABC-2nd, TSN-3rd, USA-1st, CBS-2nd, SI-2nd



Willie Cauley-Stein was a consensus First Team All-American in 2015 and the NABC Defensive Player of the Year.

Bold indicates the All-America selection was recognized by the NCAA that year


John Wall - Named 2010 Adolph Rupp Trophy National Player of the Year; Yahoo! Sports National Player of the Year; Rivals.com National Player of the Year

Anthony Davis - Named 2012 AP National Player of the Year; USBWA Oscar Robertson Trophy (National Player of the Year); Spalding Pete Newell Big Man of the Year; NABC Defensive Player of the Year; Sporting News National Player of the Year; Sporting News National Freshman of the Year; CBSsports.com National Player of the Year; CBSsports.com National Freshman of the Year; Basketball Times National Player of the Year; Adolph Rupp Trophy National Player of the Year; John R. Wooden Award National Player of the Year; Naismith College Player of the Year


Willie Cauley-Stein - Named 2015 NABC Defensive Player of the Year, NBC Sports Defensive Player of the Year

Key: • Consensus; ••2nd Team Consensus; AP: Associated Press; Ath: Athletic Publications; BT: Basketball Times; CA: Coach and Athlete; CBS: CBSSports.com CH: College Humor Magazine; Col: Colliers (Basketball Coaches); CY: Converse Yearbook; DD: Don Dunphy; ESPN: ESPN.com; FOX: FOX Sports; HF: Helms Foundation; INS: International News Service; LM: Look Magazine; NABC: National Association of Basketball Coaches; NBC: NBC Sports; NEA: Newspaper Enterprises Association; Pic: Pic Magazine; Rivals: Rivals.com; SI: Sports Illustrated; To: Tempo; TSN: The Sporting News; TM: True Magazine; USBWA: U.S. Basketball Writers Association; UPI: United Press International; USA Today: USA Today; WA: John R. Wooden Award; Yahoo: Yahoo! Sports


WILDCATS IN THE BASKETBALL HALL OF FAME




Adolph Rupp
Inducted 1969



Cliff Hagan
Inducted 1978




Frank Ramsey
Inducted 1982



Dan Issel
Inducted 1993



C.M. Newton
Inducted 2000



Pat Riley
Inducted 2008




Adrian Smith
Inducted 2010



Rick Pitino
Inducted 2013



John Calipari
Inducted 2015



Louie Dampier
Inducted 2015



AWARDS AND HONORS

INTERNATIONAL PLAY

OLYMPIC MEDAL WINNERS

(UK leads the nation with 10 collegiate gold medal winners)

PLAYERS

1948:	Wallace Jones	Gold
	Cliff Barker	Gold
	Ralph Beard	Gold
	Alex Groza	Gold
	Kenny Rollins	Gold
1956:	Billy Evans	Gold
1960:	Adrian Smith	Gold
1980:	Sam Bowie*	Gold
2008:	Tayshaun Prince	Gold
2012:	Anthony Davis	Gold

*United States boycotted the Moscow Games.
Bowie awarded a medal by President Carter.

COACHES

1948:	Adolph Rupp	Gold
2000:	Tubby Smith	Gold

PAN AMERICA MEDAL WINNERS

1958:	Billy Evans	Gold
1959:	Adrian Smith	Gold
1975:	Rick Robey	Gold
1979:	Kyle Macy	Gold
1983:	Jim Master	Gold
1987:	Rex Chapman	Silver

FIBA WORLD CUP

2014:	DeMarcus Cousins	Gold
	Anthony Davis	Gold

TOURNAMENT OF AMERICAS

MEDAL WINNER

2000:	Tubby Smith	Gold
2011:	John Calipari	Bronze
	w/ Dominican Republic	

NATIONAL PLAYER OF THE YEAR

2010:	John Wall (Adolph Rupp Trophy)
2012:	Anthony Davis (Adolph Rupp Trophy, Associated Press, Basketball Times, Naismith, USBWA, Wooden)

NATIONAL FRESHMAN OF THE YEAR

2010:	John Wall	USBWA
2012:	Anthony Davis	USBWA

SEC PLAYER OF THE YEAR

(Since 1965 for the AP and UPI polls, 1987 for the Coaches poll)

1966:	Pat Riley	AP
1972:	Tom Parker	AP
1973:	Kevin Grevey*	AP
1975:	Kevin Grevey	AP
1980:	Kyle Macy	AP/UIP
1985:	Kenny Walker	AP/UIP
1986:	Kenny Walker	AP/UIP
1993:	Jamal Mashburn#	Coaches, AP
1996:	Tony Delk	Coaches, AP
1997:	Ron Mercer	Coaches, AP
2001:	Tayshaun Prince	Coaches/AP
2003:	Keith Bogans	Coaches
2010:	John Wall	Coaches/AP
2011:	Anthony Davis	Coaches/AP

*shared AP's honor with Alabama's Wendell Hudson.

shared AP's honor with Vanderbilt's

Billy McCaffrey.

SEC DEFENSIVE PLAYER OF THE YEAR

2005:	Chuck Hayes	Coaches
2012:	Anthony Davis	Coaches
2013:	Nerlens Noel	Coaches
2015:	Willie Cauley-Stein	Coaches

SEC FRESHMAN OF THE YEAR

2008:	Patrick Patterson*	Coaches
2010:	DeMarcus Cousins	Coaches
	John Wall	AP
2011:	Terrence Jones	Coaches/AP
2012:	Anthony Davis	Coaches/AP
2013:	Nerlens Noel	Coaches/AP
2014:	Julius Randle	Coaches/AP
2015:	Karl-Anthony Towns	Coaches/AP

*shared honor with Florida's Nick Calathes

SEC SIXTH MAN OF THE YEAR


2012:	Darius Miller	Coaches
2013:	Kyle Wiltjer	Coaches
2015:	Devin Booker	Coaches

ALL-SEC

(from 1933-48 the SEC All-Tournament Team served as the All-SEC team)

1949:	Ralph Beard (1st AP)
	Alex Groza (1st AP)
	Wah Wah Jones (1st AP)
	Cliff Barker (2nd AP)
	Dale Barnstable (3rd AP)
1950:	Jim Line (1st AP)
	Bill Spivey (1st AP)

	Bill Spivey (1st AP)
	Walt Hirsch (2nd AP)
1951:	Frank Ramsey (1st AP)
	Bill Spivey (1st AP)
	Bobby Watson (1st AP)
	Shelby Linville (2nd AP)
1952:	Cliff Hagan (1st AP)
	Frank Ramsey (1st AP)
	Bobby Watson (1st AP)
1954:	Cliff Hagan (1st AP)
	Frank Ramsey (1st AP)
	Lou Tsioropoulos (2nd AP)
1955:	Bob Burrow (1st AP)
	Bill Evans (3rd AP)
1956:	Bob Burrow (1st AP & Coaches)
	Jerry Bird (2nd AP & Coaches)
1957:	Johnny Cox (1st AP & Coaches)
	Ed Beck (2nd AP)
1958:	Johnny Cox (2nd AP/Coaches)
	Vernon Hatton (2nd AP/Coaches)
1959:	Johnny Cox (1st AP/Coaches)
	Bill Lickert (3rd AP/Coaches)
1960:	Bill Lickert (2nd AP/Coaches)
	Don Mills (2nd AP/Coaches)
1961:	Bill Lickert (1st AP/Coaches)
1962:	Cotton Nash (1st AP/Coaches)
	Larry Pursiful (1st AP/Coaches)
	Caroll Burchett (3rd AP)
1963:	Cotton Nash (1st AP/Coaches)
1964:	Cotton Nash (1st AP/Coaches)
	Ted Deeken (2nd AP/Coaches)
	Larry Conley (3rd AP)
1965:	Louie Dampier (2nd AP & UPI/Coaches)
	Tommy Kron (3rd AP)
	Larry Conley (3rd UPI/Coaches)



Anthony Davis was named the 2012 Naismith Men's College Player of the Year.



2015-16 KENTUCKY MEN'S BASKETBALL

AWARDS AND HONORS

- 1966:** Louie Dampier (1st AP & UPI/Coaches)
Pat Riley (1st AP & UPI/Coaches)
Thad Jaracz (2nd AP/3rd UPI)
Larry Conley (HM AP/3rd UPI/Coaches)
Tommy Kron (HM AP/3rd UPI)
- 1967:** Louie Dampier (1st AP & UPI/Coaches)
Pat Riley (2nd AP & UPI/Coaches)
- 1968:** Mike Casey (1st AP & UPI/Coaches)
Dan Issel (2nd AP & UPI/Coaches)
Thad Jaracz (3rd UPI)
Mike Pratt (HM AP)
- 1969:** Dan Issel (1st AP & UPI/Coaches)
Mike Casey (2nd AP & UPI/Coaches)
Mike Pratt (2nd AP & UPI/Coaches)
- 1970:** Dan Issel (1st AP & UPI/Coaches)
Mike Pratt (1st AP & UPI/Coaches)
Larry Steele (3rd UPI)
- 1971:** Tom Payne (1st AP/2nd UPI/Coaches)
Mike Casey (2nd AP/1st UPI)
Larry Steele (2nd AP/3rd UPI/Coaches)
Tom Parker (2nd AP & UPI/Coaches)
Kent Hollenbeck (3rd UPI)
- 1972:** Tom Parker (1st AP & UPI/Coaches)
Jim Andrews (2nd AP/1st UPI/Coaches)
Ronnie Lyons (3rd AP/2nd UPI)
- 1973:** Jim Andrews (1st AP & UPI/Coaches)
Kevin Grevey (1st AP & UPI/Coaches)
- 1974:** Kevin Grevey (1st AP & UPI/Coaches)
Jimmy Dan Conner (3rd AP)
- 1975:** Kevin Grevey (1st AP & UPI/Coaches)
Jimmy Dan Conner (3rd AP & UPI)

- 1976:** Rick Robey (3rd AP)
Jack Givens (2nd AP & UPI/Coaches)
Mike Phillips (2nd AP & UPI)
- 1977:** Jack Givens (1st AP & UPI/Coaches)
Rick Robey (1st AP & UPI/Coaches)
Larry Johnson (3rd AP)
Mike Phillips (3rd UPI)
- 1978:** Jack Givens (1st AP & UPI/Coaches)
Rick Robey (1st AP & UPI/Coaches)
Kyle Macy (1st AP/2nd UPI/Coaches)
James Lee (3rd AP)
Mike Phillips (3rd UPI)
- 1979:** Kyle Macy (1st AP & UPI/Coaches)
Dwight Anderson (3rd AP)
- 1980:** Kyle Macy (1st AP & UPI/Coaches)
Sam Bowie (2nd AP/3rd UPI/Coaches)
- 1981:** Sam Bowie (1st AP & UPI/Coaches)
Dirk Minniefield (3rd AP & UPI)
- 1982:** Derrick Hord (1st AP/2nd UPI/Coaches)
Dirk Minniefield (2nd AP & UPI)
Jim Master (3rd UPI)
Melvin Turpin (3rd UPI)
- 1983:** Melvin Turpin (1st AP & UPI/Coaches)
Jim Master (3rd UPI)
Melvin Turpin (3rd UPI)
Kenny Walker (3rd AP)
- 1984:** Melvin Turpin (1st AP & UPI/Coaches)
Kenny Walker (2nd AP/3rd UPI/Coaches)
Sam Bowie (3rd AP/2nd UPI/Coaches)
- 1985:** Kenny Walker (1st AP & UPI/Coaches)
- 1986:** Kenny Walker (1st AP & UPI/Coaches)

- Winston Bennett (2nd AP & UPI/Coaches)
Roger Harden (3rd AP & UPI)
- 1987:** Rex Chapman (2nd AP & UPI/Coaches)
Ed Davender (3rd AP/2nd UPI)
- 1988:** Rex Chapman (1st AP & UPI/Coaches)
Winston Bennett (2nd AP & UPI/Coaches)
Ed Davender (3rd AP/2nd UPI)
LeRon Ellis (2nd AP & UPI)
Chris Mills (3rd AP)
- 1990:** Reggie Hanson (2nd AP/3rd UPI)
Derrick Miller (2nd AP & UPI/Coaches)
- 1991:** Reggie Hanson (2nd AP & UPI/Coaches)
John Pelphrey (2nd AP/1st UPI/Coaches)
Jamal Mashburn (3rd AP & UPI)
- 1992:** Jamal Mashburn (1st AP/Coaches)
- 1993:** Jamal Mashburn (1st AP & Coaches)
Travis Ford (2nd AP/1st Coaches)
- 1994:** Travis Ford (2nd AP & Coaches)
Tony Delk (3rd AP/2nd Coaches)
Rodrick Rhodes (3rd AP & Coaches)
- 1995:** Tony Delk (1st AP & Coaches)
Rodrick Rhodes (3rd AP/2nd Coaches)
Walter McCarty (3rd AP)
- 1996:** Tony Delk (1st AP & Coaches)
Antoine Walker (1st AP & Coaches)
Walter McCarty (3rd AP/2nd Coaches)
- 1997:** Ron Mercer (1st AP & Coaches)
Derek Anderson (3rd AP/2nd Coaches)
Anthony Epps (3rd Coaches)
- 1998:** Nazr Mohammed (1st AP & Coaches)
Scott Padgett (3rd AP/2nd Coaches)
Jeff Sheppard (3rd AP)
- 1999:** Scott Padgett (2nd AP/1st Coaches)
Wayne Turner (3rd Coaches)
- 2000:** Jamaal Magloire (1st AP & Coaches)
Tayshaun Prince (2nd Coaches)
- 2001:** Tayshaun Prince (1st AP & Coaches)
Keith Bogans (2nd AP & Coaches)
- 2002:** Tayshaun Prince (1st AP & Coaches)
- 2003:** Keith Bogans (1st AP & Coaches)
Marquis Estill (2nd AP & Coaches)
- 2004:** Erik Daniels (2nd AP/1st Coaches)
Gerald Fitch (2nd AP/1st Coaches)
Chuck Hayes (3rd AP/2nd Coaches)
Cliff Hawkins (3rd AP)
- 2005:** Kelenna Azubuike (2nd AP & Coaches)
Chuck Hayes (1st AP & Coaches)
Patrick Sparks (3rd AP/2nd Coaches)
- 2006:** Rajon Rondo (3rd AP/2nd Coaches)
Randolph Morris (3rd AP)
- 2007:** Randolph Morris (1st Coaches)
- 2008:** Ramel Bradley (2nd AP/1st Coaches)
Joe Crawford (2nd Coaches)
Patrick Patterson (2nd AP/2nd Coaches)
- 2009:** Jodie Meeks (1st Coaches/1st AP)
Patrick Patterson (1st Coaches/2nd AP)
- 2010:** DeMarcus Cousins (1st Coaches/1st AP)
John Wall (1st Coaches/1st AP)
Patrick Patterson (1st Coaches/2nd AP)
- 2011:** Brandon Knight (1st Coaches/2nd AP)
Terrence Jones (1st Coaches/1st AP)
- 2012:** Anthony Davis (1st Coaches/1st AP)
Michael Kidd-Gilchrist (1st Coaches/1st AP)

- Terrence Jones (2nd Coaches/2nd AP)
- Doron Lamb (2nd Coaches)
- 2013:** Nerlens Noel (1st Coaches/1st AP)
- 2014:** Julius Randle (1st Coaches/1st AP);
James Young (2nd Coaches)
- 2015:** Willie Cauley-Stein (1st AP & Coaches)
Karl-Anthony Towns (1st AP & Coaches)
Devin Booker (2nd Coaches)
Aaron Harrison (2nd AP & Coaches)

SEC ALL-DEFENSIVE

- 2008:** Ramel Bradley
- 2010:** Patrick Patterson
- 2011:** DeAndre Liggins
- 2012:** Anthony Davis
Michael Kidd-Gilchrist
- 2013:** Nerlens Noel
- 2014:** Willie Cauley-Stein
- 2015:** Willie Cauley-Stein

SEC ALL-FRESHMAN

- 1987:** Rex Chapman
- 1988:** Eric Manuel
- 1989:** Chris Mills
- 1991:** Jamal Mashburn
- 1993:** Rodrick Rhodes
- 1996:** Ron Mercer
- 1997:** Jamaal Magloire
- 2000:** Keith Bogans
- 2001:** Gerald Fitch
Jason Parker
- 2002:** Chuck Hayes
- 2005:** Rajon Rondo
- 2007:** Jodie Meeks
- 2008:** Patrick Patterson
- 2010:** Eric Bledsoe
DeMarcus Cousins
John Wall
- 2011:** Brandon Knight
Terrence Jones
Doron Lamb
- 2012:** Anthony Davis
Michael Kidd-Gilchrist
- 2013:** Willie Cauley-Stein
Archie Goodwin
Nerlens Noel
Alex Poythress
- 2014:** Julius Randle
James Young
- 2015:** Devin Booker
Trey Lyles
Karl-Anthony Towns
Tyler Ulis

ALL-SOUTHERN CONFERENCE

- 1926:** Paul Jenkins
- 1929:** Carey Spicer
- 1930:** Carey Spicer
- 1931:** Carey Spicer
- Louis McGinnis
- George Yates
- 1932:** Ellis Johnson

ALL-NCAA TOURNAMENT FINAL FOUR

- 1948:** Alex Groza (MVP)
- 1949:** Alex Groza (MVP)
- 1951:** Bill Spivey (MVP)
Shelby Linville
- 1958:** Vernon Hattton
Johnny Cox
- 1966:** Pat Riley
Louie Dampier
- 1975:** Kevin Grevey
- 1978:** Jack Givens (MVP)
Rick Robey
- 1993:** Jamal Mashburn
- 1996:** Tony Delk (MVP)
Ron Mercer
- 1997:** Ron Mercer



Jamal Mashburn was a three-time All-SEC member (1991, 1992, 1993).



Darius Miller was named the 2011 SEC Tournament MVP.

- Scott Padgett
- 1998: Jeff Sheppard (MVP)
- Scott Padgett
- 2012: Anthony Davis (MVP)
- Michael Kidd-Gilchrist
- Doron Lamb
- 2014: Julius Randle
- James Young

NCAA REGIONAL TOURNAMENT

- 1948: Alex Groza (MVP)
- 1949: Alex Groza (MVP)
- 1951: Bill Spivey
- 1955: Bob Burrow
- 1956: Bob Burrow
- Jerry Bird
- 1957: Johnny Cox
- Gerry Calvert
- 1958: Vernon Hatton
- Johnny Cox
- 1959: Bennie Coffman
- 1961: Bill Lickert
- 1962: Larry Pursiful
- Cotton Nash
- 1966: Pat Riley (MVP)
- Louie Dampier
- 1968: Mike Casey
- Dan Issel
- 1969: Dan Issel
- 1970: Dan Issel
- 1972: Jim Andrews
- 1973: Jim Andrews
- 1975: Jimmy Dan Conner
- 1977: Jack Givens
- 1978: Kyle Macy (MVP)
- Jack Givens
- Mike Phillips
- 1980: Fred Cowan
- 1983: Jim Master
- Melvin Turpin
- 1984: Dickey Beal (MVP)
- Melvin Turpin
- Sam Bowie
- 1985: Kenny Walker
- 1986: Kenny Walker
- Winston Bennett
- 1992: Jamal Mashburn
- Sean Woods
- 1993: Travis Ford (MVP)
- Jamal Mashburn

- Jared Prickett
- 1995: Tony Delk
- 1996: Tony Delk (MVP)
- Derek Anderson
- Anthony Epps
- Antoine Walker
- 1997: Ron Mercer (MVP)
- Wayne Turner
- 1998: Wayne Turner (MVP)
- Scott Padgett
- Jeff Sheppard
- 1999: Scott Padgett
- 2003: Keith Bogans
- Marquis Estill
- 2005: Chuck Hayes
- 2010: DeMarcus Cousins
- John Wall
- 2011: Brandon Knight (MVP)
- Josh Harrellson
- DeAndre Liggins
- 2012: Michael Kidd-Gilchrist (MVP)
- Anthony Davis
- Doron Lamb
- 2014: Julius Randle (MVP)
- Aaron Harrison
- Marcus Lee
- 2015: Karl-Anthony Towns (MVP)
- Willie Cauley-Stein
- Andrew Harrison

ALL-SEC TOURNAMENT

- 1933: Ellie Johnson (1st)
- John DeMoisey (1st)
- Aggie Sale (1st)
- Bill Davis (2nd)
- 1934: John DeMoisey (1st)
- Bill Davis (1st)
- 1936: Ralph Carlisle (1st)
- Whitey Anderson (2nd)
- 1937: Ralph Carlisle (1st)
- Warfield Dononue (1st)
- Rice Walker (2nd)
- Walter Hodge (2nd)
- 1938: Bernie Oppper (1st)
- Joe Hagan (2nd)
- 1939: Bernie Oppper (1st)
- Keith Farnsley (2nd)
- 1940: Layton Rouse (1st)
- Keith Farnsley (2nd)
- 1941: Marvin Akers (1st)

- Lee Huber (1st)
- Keith Farnsley (2nd)
- James King (2nd)
- 1942: Ermal Allen (1st)
- James King (2nd)
- Marvin Akers (2nd)
- 1943: Marvin Akers (1st)
- Melvin Brewer (1st)
- Milton Ticco (2nd)
- 1944: Bob Brannum (1st)
- Jack Tingle (1st)
- Jack Parkinson (1st)
- Wilbur Schu (2nd)
- 1945: Ken Campbell (1st)
- Jack Tingle (1st)
- Jack Parkinson (1st)
- 1946: Wah Wah Jones (1st)
- Ralph Beard (1st)
- Jack Tingle (1st)
- Jack Parkinson (1st)
- Wilbur Schu (2nd)
- 1947: Wah Wah Jones (1st)
- Ralph Beard (1st)
- Jack Tingle (1st)
- Joe Holland (1st)
- Ken Rollins (1st)
- Alex Groza (2nd)
- 1948: Wah Wah Jones (1st)
- Ralph Beard (1st)
- Ken Rollins (1st)
- Alex Groza (2nd)
- Cliff Barker (2nd)
- 1949: Wah Wah Jones (1st)
- Ralph Beard (1st)
- Alex Groza (1st)
- Cliff Barker (2nd)
- 1950: Jim Line (1st)
- Bill Spivey (2nd)
- 1951: Walter Hirsch (1st)
- Bill Spivey (1st)
- Cliff Hagan (2nd)
- 1952: Cliff Hagan (1st)
- Frank Ramsey (1st)
- Robert Watson (2nd)
- 1979: Kyle Macy (MVP)
- Truman Clayton
- 1980: Kyle Macy
- Sam Bowie
- 1982: Dirk Minniefield (MVP)
- 1984: Melvin Turpin

- 1986: Roger Harden
- 1988: Rex Chapman (MVP)
- Winston Bennett
- 1992: Jamal Mashburn (MVP)
- John Pelphrey
- 1993: Travis Ford (MVP)
- Andre Riddick
- Jamal Mashburn
- 1994: Travis Ford (MVP)
- Tony Delk
- Jeff Brassow
- 1995: Antoine Walker (MVP)
- Mark Pope
- 1996: Antoine Walker
- Walter McCarty
- 1997: Ron Mercer (MVP)
- Anthony Epps
- Jared Prickett
- 1998: Wayne Turner (MVP)
- Heshimu Evans
- Nazr Mohammed
- Scott Padgett
- 1999: Scott Padgett (MVP)
- Wayne Turner
- 2001: Tayshaun Prince (MVP)
- Keith Bogans
- 2003: Keith Bogans (MVP)
- Marquis Estill
- 2004: Gerald Fitch (MVP)
- Kelenna Azubuike
- Chuck Hayes
- 2005: Kelenna Azubuike
- 2010: John Wall (MVP)
- Eric Bledsoe
- DeMarcus Cousins
- 2011: Darius Milller (MVP)
- Brandon Knight
- Josh Harrellson
- 2012: Anthony Davis
- Terrence Jones
- 2014: Aaron Harrison
- Julius Randle
- 2015: Willie Cauley-Stein (MVP)
- Aaron Harrison
- Andrew Harrison

ALL-SIAA TOURNAMENT

- 1921: Paul Adkins
- Bill King
- Bob Lavin



UK ATHLETICS HALL OF FAME

UK's Athletic Hall of Fame, organized in 2005, recognizes and honors persons whose participation and contributions enriched and strengthened the university athletic program. Athletes are required to wait five years after completing their Wildcat playing career before being eligible for the honor. The charter class was comprised of those individuals who had previously had their jersey retired at Rupp Arena, Commonwealth Stadium, Memorial Coliseum and Cliff Hagan Stadium.


MEMBER (SPORT, YEARS)

Jeff Abbott (BB 1991-94)
 Derek Abney (FB 2000-03)
 George Adams (FB 1981-84)
 Ermal Allen (FB 1939-41)
 Sam Ball (FB 1963-65)
 Cliff Barker (MBB 1947-49)
 Oliver Barnett (FB 1986-89)
 Ralph Beard (MBB 1946-49)
 Calvin Bird (FB 1958-60)
 Jerry Bird (MBB 1954-56)
 Rodger Bird (FB 1963-65)
 George Blanda (FB 1945-48)
 Keith Bogans (MBB 2000-03)
 Marsha Bond (VB 1980-83)
 Sam Bowin (MBB 1980-81, '84)
 Gay Brewer (MGolf 1952-54)
 Pam Brauning (WB 1974-78)
 Lisa Breiding Duerr (WXC, Track 1986-89)
 Al Bruno (FB 1948-50)
 Paul "Bear" Bryant (FB Coach 1946-53)
 Warren Bryant (FB 1974-76)
 Bob Burrow (MBB 1955-56)
 Burgess Carey (MBB 1925-26)
 Mike Casey (MBB 1968-69, 71)
 Rex Chapman (MBB 1987-88)
 Jerry Claiborne (FB Coach 1982-89)
 Blanton Collier (FB Coach 1954-61)
 Sonny Collins (FB 1972-75)
 Larry Conley (MBB 1964-66)
 Ray Correll (FB 1951-53)
 Tim Couch (FB 1996-98)
 Johnny Cox (MBB 1957-59)
 Louie Dampier (MBB 1965-67)
 Bob Davis (FB 1935-37)
 Dermontti Dawson (FB 1984-87)
 Kathy DeBoer (VB 1984-02)
 Tony Delk (MBB 1993-96)
 John "Frenchy" DeMoisey (MBB 1932-34)
 Leroy Edwards (MBB 1935)
 Pat Etcheberry (TF 1963-89)
 Billy Evans (MBB 1952, '54-55)
 Richie Farmer (MBB 1989-92)
 Joe Federspiel (FB 1969-71)
 Deron Feldhaus (MBB 1989-92)
 Steve Flesch (MGOLF 1987-90)
 Dom Fucci (BB 1948-51)
 Bob Gain (FB 1947-50)
 Jack Givens (MBB 1975-78)
 Irv Goode (FB 1959-61)
 Phil Grawemeyer (MBB 1954-56)
 Andy Green (BB 1997-2000)

Jim Green (TF 1968-71)
 Kevin Grevey (MBB 1973-75)
 Alex Groza (MBB 1945, '47-49)
 Wilbur Hackett (FB 1967-70)
 Cliff Hagan (MBB 1951-52, '54)
 Joe B. Hall (MBB Coach 1973-85)
 Tim Harden (TF 1993-96)
 Jenny Hansen (GYM 1993-96)
 Vernon Hatton (MBB 1956-58)
 Basil Hayden (MBB 1920-22)
 Mark Higgs (FB 1984-87)
 J.B. Holmes (M Golf 2002-05)
 Jim Host (Contributor/BB 1957-59)
 Tom Hutchinson (FB 1960-62)
 Taryn Ignacio Patrick (Diving, 2004-07)
 Dan Issei (MBB 1968-70)
 Illka Janttin (MSOC 1998-01)
 Clyde Johnson (FB 1940-42)
 Ellis Johnson (MBB, FB, BB, TF 1930-33)
 Nancy Napolski Johnson (RIF 1993-96)
 Wah Wah Jones (MBB 1946-49, FB 1945-48)
 Cedric Kaufmann (MTEN 1995-98)
 Jeff Keener (BB 1980-81)
 Bill Keightley (Equipment Mgr. 1962-2008)
 John "Shipwreck" Kelly (FB 1929-31)
 Ralph Kercheval (FB 1931-33)
 Rick Kestner (FB 1963-65)
 Rachel Komisarz (SW 1996-99)
 Jim Kovach (FB 1974-76, '78)
 Harry Lancaster (Dir. of Athletics, 1968-75; BB Head Coach 1947, 1951-65; Asst. MBB Coach 1946-70)
 Cawood Ledford (Broadcaster 1953-92)
 Bill Lickert (MBB 1959-61)
 Jared Lorenzen (FB 2000-03)
 Dicky Lyons (FB 1966-68)
 Kyle Macy (MBB 1978-80)
 Keith Madison (BB Coach 1979-2003)
 Jamal Mashburn (MBB 1991-93)
 Charlie McClendon (FB 1949-50)
 Steve Meilinger (FB 1951-53)
 Lou Michaels (FB 1955-57)
 Marty Moore (FB 1990-93)
 Doug Moseley (FB 1949-51)
 Clayton Moss (Diving 1999-2003)
 Cotton Nash (MBB 1962-64)
 C.M. Newton (MBB 1949-51; AD 1989-2000)
 Leslie Nichols (WBB 1983-86)
 Nate Northington (FB 1966-67)
 Rick Norton (FB 1963-65)
 Rick Nuzum (FB 1972-74)
 Johnny Owens (MGolf 1947-50)

Greg Page (FB 1966-67)
 Vito "Babe" Parilli (FB 1949-51)
 John Pelphrey (MBB 1989-92)
 Rick Pitino (MBB Coach 1990-97)
 Mike Pratt (MBB 1968-70)
 Tayshaun Prince (MBB 1999-02)
 Derrick Ramsey (FB 1975-77)
 Frank Ramsey (MBB 1951-52, '54)
 Bill Ransdell (FB 1983-86)
 Jay Rhodemyre (FB 1942, '46-47)
 Russell Rice (SID 1967-87)
 Passion Richardson (TF 1994-97, Coach 2001-05)
 Pat Riley (MBB 1965-67)
 Rick Robey (MBB 1975-78)
 Dave Roller (FB 1968-70)
 Kenny Rollins (MBB 1943, '47-48)
 Gayle Rose (MBB 1952, '54-55)
 Layton "Mickey" Rouse (MBB 1938-40)
 Adolph Rupp (MBB Coach 1931-72)
 Forest "Aggie" Sale (MBB 1931-33)
 Howard Schnellenberger (FB 1952-55)
 Nancy Scranton (WGolf 1983-84)
 Larry Seiple (FB 1964-66)
 Washington "Wash" Serini (FB 1944-47)
 Bernie Shively (AD '38-67, FB Coach 1945)
 Terry Shumpert (BB 1985-87)
 Adrian Smith (MBB, 1956-58)
 Orlando "Tubby" Smith (MBB Coach, 1998-2007)
 Carey Spicer (MBB 1929-31)
 Bill Spivey (MBB 1950-51)
 Art Still (FB 1974-77)

Valerie Still (WBB 1980-83)
 Claude Sullivan (Sportscaster 1948-67)
 Lou Tsioropoulos (MBB 1951-54)
 Herschel Turner (FB 1961-63)
 Harry Ulinski (FB 1946-49)
 Jeff Van Note (FB 1966-68)
 Kenny Walker (MBB 1983-86)
 Brandon Webb (BB 1998-00)
 Press Whelan (TF 1957-61, Coach 1967-73)
 Moe Williams (FB 1993-95)
 Jesse Witten (MTN 2002-05)
 Sarah Witten (WTN 2000-03)
 Sean Woods (MBB 1990-92)
 Tina Johnson Ybarra (Diving 1994-96)
 Craig Yeast (FB 1995-98)
 Valerie McGovern Young (WXC 1988-91)



Antoine Walker was inducted into the 2015 UK Athletics Hall of Fame.



KENTUCKY IN THE NCAA

NCAA BASKETBALL'S ELITE

NCAA CHAMPIONSHIPS

1.	UCLA	11
2.	KENTUCKY	8
3.	Duke	5
	Indiana	5
	North Carolina	5

NCAA FINAL FOURS

1.	North Carolina	18
2.	KENTUCKY	17
	UCLA	17
4.	Duke	16
5.	Kansas	14

NCAA FINAL FOUR WINS

1.	UCLA	25
2.	KENTUCKY	20
3.	Duke	17
4.	North Carolina	15
5.	Kansas	12
	Indiana	12

NCAA TOURNAMENT APPEARANCES

1.	KENTUCKY	54
2.	North Carolina	46
3.	UCLA	45
4.	Kansas	44
5.	Louisville	41

TOURNAMENT GAMES

1.	KENTUCKY	168
2.	North Carolina	156
3.	Kansas	140
4.	Duke	139
5.	UCLA	137

TOURNAMENT WINS

1.	KENTUCKY	120
2.	North Carolina	112
3.	Duke	105
4.	UCLA	99
5.	Kansas	97

TOURNAMENT WINNING PERCENTAGE

1.	Duke	.755 (105-34)
2.	UCLA	.723 (99-38)
3.	Florida	.722 (39-15)
4.	North Carolina	.718 (112-44)
5.	KENTUCKY	.714 (120-48)

Kentucky has made *54 appearances in the NCAA Tournament — more than any other school. Kentucky has captured the NCAA title eight times. Through the years, the Wildcats have racked up an impressive 120-48 NCAA Tournament record.

Totals

- 54 appearances
- Won 120, lost 48
- Eight NCAA championships
- Four-time national runner-up
- 17 Final Four appearances
- 36 Elite Eight appearances

Years in NCAA Tourney

1942-45-48-49-51-52-55-56-57-58-59-61-62-64-66-68-69-70-71-72-73-75-77-78-80-81-82-83-84-85-86-87-*92-93-94-95-96-97-98-99-2000-01-02-03-04-05-06-07-08-10-11-12-14-15.

* 1988 appearance vacated as part of NCAA sanctions

Kentucky in the NCAA Record Books

The Wildcats hold numerous records in NCAA play, both as a team and individually. Here are the NCAA records held by UK:

Fewest Points Allowed (single game, since 1938)

6 Kentucky (75) vs. Arkansas State, Jan. 8, 1945; and Tennessee (11) vs. Temple, Dec. 15, 1973

Fewest Field Goals (single game, since 1938)

2 Arkansas State vs. Kentucky, Jan. 8, 1945; Duke vs. N.C. State, March 8, 1968

Most Rebounds (single game)

108 Kentucky vs. Ole Miss, Feb. 8, 1964

Most Consecutive Homecourt Victories

129 Kentucky, from Jan. 4, 1943, to Jan. 8, 1955 (ended by Georgia Tech, 59-58)

Unbeaten Teams

(since 1938, UK is one of 12 schools)

1954 Kentucky (25-0)

30-Game Winners (UK has registered more 30-game winning seasons than any other school in the NCAA)

14 breakdown of 30-game winning seasons below:

- 38 KENTUCKY, 2015 (NCAA record)
- 38 KENTUCKY, 2012 (NCAA record)
- 36 KENTUCKY, 1948
- 35 KENTUCKY, 1997
- KENTUCKY, 1998
- KENTUCKY, 2010
- 34 KENTUCKY, 1947
- 32 KENTUCKY, 1949
- KENTUCKY, 1951
- KENTUCKY, 1986
- KENTUCKY, 2003
- 30 KENTUCKY, 1978
- KENTUCKY, 1978
- KENTUCKY, 1993
- KENTUCKY, 1996

Most Wins by a Coach in his

First Year at a School

- 35 Tubby Smith, Kentucky, 1998;
- John Calipari, Kentucky, 2010



Julius Randle was named the 2014 Midwest Regional MVP.



KENTUCKY IN THE NCAA TOURNAMENT

All-Time

Most Tournament Appearances: 54 – Kentucky

Most Tournament Games: 168 – Kentucky

Most Tournament Wins: 120 – Kentucky

Series

Most Assists in a Tournament: 143 – Kentucky, 1996 (6 games)

Most Blocks in a Tournament: 48 – Kentucky, 1998 (6 games)

Team

Fewest Points in a Final Four Game: 28 – Kentucky vs. Dartmouth (47), 1942

Most Blocks in a Tournament Game: 14 – Kentucky vs. UCLA, 1998

Most Blocks in a Tournament Game (Two Teams): 20 – Kentucky (14) vs. UCLA (6), 1998

Most Personal Fouls by Two Final Four Teams: 61 – Syracuse (30) vs. Kentucky (31), 1975

Individual

Highest FG%: 100.0% (Tied) - Kenny Walker (11-11) vs. Western Kentucky, 1986

Team - Championship Game

Largest Halftime Deficit Overcome: 10 – Kentucky (31) vs. Utah (41), 1998

Most Points Scored by Two Teams: 182 – Kentucky (94) vs. Duke (88), 1978

Most FG Made by Two Teams: 71 – UCLA (38) vs. Kentucky (33), 1975

Most 3FG: 12 – Kentucky vs. Syracuse, 1996 (12-27)

Most Disqualifications: 4 – Kentucky vs. Arizona, 1997

Most Blocks: 11 – Kentucky vs. Kansas, 2012

Individual - Championship Game

Blocks: 6 (Tied) – Anthony Davis vs. Kansas, 2012

Most 3FG: 7 (Tied) – Tony Delk (7-12) vs. Syracuse, 1996

NCAA SEASONAL STATISCAL CHAMPIONS KENTUCKY

WON-LOST PCT.

1954 – 1.000 (25-0)
2015 - .974 (38-1)
2012 – .950 (38-2)
1978 – .938 (30-2)
2010 - .921 (35-3)
2003 – .889 (32-4)

SCORING OFFENSE

1952 – 82.3 PPG

SCORING MARGIN

1954 – 27.2 PPG (87.5 – 60.3)
1952 – 26.9 PPG (82.3 – 55.4)
1949 – 24.3 PPG (68.2 – 43.9)
1951 – 22.2 PPG (74.7 – 52.5)
1996 – 22.1 PPG (91.4 – 69.4)
1997 – 20.3 PPG (83.1 – 62.8)
2015 - 20.1 PPG (74.4 - 54.3)
1995 – 18.4 PPG (87.4 – 69.0)
2012 – 16.8 PPG (77.4 – 60.6)
1957 – 14.8 PPG (84.2 – 69.4)

REBOUNDS

1951 – 2,109

FG PCT.

1983 – .556

3FG MADE

1990 – 10.04 PG

ASSISTS

1996 – 21.8 PG
1997 – 19.4 PG

BLOCKED SHOTS

2012 – 8.6 BPG

FG PCT. DEFENSE

2012 – 37.4
2015 - 35.4



Anthony Davis holds the NCAA championship game record with six blocks.



ALL-TIME WINNINGEST TEAMS


	SCHOOL NAME	FIRST YEAR	YRS.	WON	LOST	TIED	PCT.
1.	Kentucky	1903	112	2,178	673	1	.764
2.	Kansas	1899	117	2,153	831	0	.722
3.	North Carolina	1911	105	2,140	767	0	.736
4.	Duke	1906	110	2,062	853	0	.707
5.	Syracuse	1901	114	1,920	851	0	.693
6.	Temple	1895	119	1,849	1,025	0	.643
7.	UCLA	1920	96	1,803	802	0	.692
8.	Notre Dame	1898	110	1,795	972	1	.649
	St. John's (N.Y.)	1908	108	1,795	956	0	.652
10.	Indiana	1901	115	1,756	995	0	.638
11.	Louisville	1912	101	1,755	884	0	.665
12.	BYU	1903	113	1,738	1,048	0	.624
13.	Utah	1909	107	1,732	957	0	.644

	SCHOOL NAME	FIRST YEAR	YRS.	WON	LOST	TIED	PCT.
14.	Illinois	1906	110	1,729	939	0	.648
15.	Penn	1897	115	1,723	1,059	2	.619
16.	Texas	1906	109	1,719	1,019	0	.629
17.	Washington	1896	113	1,716	1,125	0	.604
18.	Western Kentucky	1915	96	1,715	868	0	.664
19.	Arizona	1905	110	1,712	909	0	.653
20.	Cincinnati	1902	114	1,696	981	0	.634
21.	Purdue	1897	117	1,694	1,002	0	.628
22.	Oregon State	1902	115	1,687	1,281	0	.568
23.	West Virginia	1904	106	1,676	1,050	0	.615
24.	Princeton	1901	115	1,673	1,048	0	.615
25.	North Carolina State	1913	103	1,661	1,008	0	.622

ALL-TIME WINNING PERCENTAGE

	SCHOOL NAME	FIRST YEAR	YRS.	WON	LOST	TIED	PCT.
1.	Kentucky	1903	112	2,178	673	1	.764
2.	North Carolina	1911	105	2,140	767	0	.736
3.	Kansas	1899	117	2,153	831	0	.722
4.	UNLV	1959	56	1,196	494	0	.708
5.	Duke	1906	110	2,062	853	0	.707
6.	Syracuse	1901	114	1,920	851	0	.693
7.	UCLA	1920	96	1,803	802	0	.692
8.	Louisville	1912	101	1,755	884	0	.665
9.	Western Kentucky	1915	96	1,715	868	0	.664
10.	Arizona	1905	110	1,712	909	0	.653
11.	St. John's (N.Y.)	1908	108	1,795	956	0	.652
12.	Notre Dame	1898	110	1,795	972	1	.649
13.	Illinois	1906	110	1,729	939	0	.648

	SCHOOL NAME	FIRST YEAR	YRS.	WON	LOST	TIED	PCT.
14.	VCU	1971	45	870	474	0	.647
15.	Murray State	1926	90	1,553	852	0	.646
16.	Utah	1909	107	1,732	957	0	.644
17.	Villanova	1921	95	1,646	911	0	.644
18.	Connecticut	1901	112	1,641	911	0	.643
	Temple	1895	119	1,849	1,025	0	.643
20.	Arkansas	1924	92	1,605	901	0	.640
21.	Indiana	1901	115	1,756	995	0	.638
22.	Missouri State	1909	103	1,606	925	0	.635
23.	Cincinnati	1902	114	1,696	981	0	.634
	Weber State	1963	53	977	564	0	.634
25.	Memphis	1921	94	1,483	862	0	.632



Kenny Walker is among a select group who was perfect from the field (11 of 11) in an NCAA Tournament game



UK'S NCAA TOURNAMENT GAME HIGHS

TEAM POINTS

- 113 Mount Saint Mary's (1995, 1st Rd)
- 110 San Jose State (1996, 1st Rd)
- 109 Notre Dame (1970, Sweet 16)
- 106 Florida State (1993, Elite 8)
- 106 Iowa State (1992, 2nd Rd)
- 106 Austin Peay (1973, Sweet 16) [OT]

BY OPPONENT

- 107 by Western Kentucky (1971, Sweet 16)
- 106 by Jacksonville (1970, Elite 8)
- 104 by Duke (1992, Elite 8) [OT]

WINNING MARGIN

- +46 Mount St. Mary's, 1995 (1st Rd) [113-67]
- +39 West Virginia, 2015 (Sweet 16) [78-39]
- +44 Rider, 1993 (1st Rd) [96-52]
- +38 Montana, 1997 (1st Rd) [92-54]
- +38 San Jose State, 1996 (1st Rd) [110-72]
- +34 Wake Forest, 1993 (Sweet 16) [103-69]

INDIVIDUAL POINTS

- 44 Dan Issel vs. Notre Dame (1970, Sweet 16)
 - 41 Tayshaun Prince vs. Tulsa (2002, 2nd Rd)
 - 41 Jack Givens vs. Duke (1978, Finals)
 - 36 Dan Issel vs. Miami, Ohio (1969, Reg. Cons.)
 - 36 Dan Issel vs. Marquette (1968, Sweet 16)
- #### BY OPPONENT
- 52 by Austin Carr, Notre Dame (1970, Sweet 16)
 - 36 by Henry Finkel, Dayton (1966, Sweet 16)
 - 35 by Jim McDaniels, Western Kentucky (1971, Sweet 16)
 - 34 by Carl Cain, Iowa (1956, Elite 8)
 - 33 by Kent Benson, Indiana (1975, Elite 8)
 - 33 by Jerry Lucas, Ohio State (1962, Elite 8)
 - 33 by Jerry Lucas, Ohio State (1961, Elite 8)

FIELD GOALS

- 18 Jack Givens vs. Duke (1978 Champ.) [27 att.]
- 17 Dan Issel vs. Notre Dame (1970 Sweet 16) [28 att.]
- 15 Jim Andrews vs. Austin Peay (1973 Sweet 16) [19 att.]
- 14 Tayshaun Prince vs. Tulsa (2002 2nd Rd) [21 att.]
- 14 Dan Issel vs. Marquette (1968 Sweet 16) [18 att.]
- 14 Louie Dampier vs. Dayton (1966 Sweet 16) [23 att.]
- 14 Bob Burrow vs. Wayne State (1956 Sweet 16)

BY OPPONENT

- 22 by Austin Carr, Notre Dame (1970, 1st Rd) [35 att.]
- 15 by Henry Finkel, Dayton (1966, Sweet 16) [26 att.]

FIELD-GOAL ATTEMPTS

- 30 Kevin Grevey vs. UCLA (1975 Champ.) [13 made]
- 29 Bill Spivey vs. Kansas State (1951 Champ.) [9 made]
- 28 Dan Issel vs. Notre Dame (1970 Sweet 16) [17 made]
- 27 Jack Givens vs. Duke (1978 Championship) [18 made]
- 27 Pat Riley vs. Michigan (1966 Elite 8) [13 made]
- 27 Cotton Nash vs. Loyola (1964 Reg. Cons.) [11 made]

BY OPPONENT

- 35 by Austin Carr, Notre Dame (1970, 1st Rd) [22 made]
- 32 by Elgin Baylor, Seattle (1958, Nat. Champ.) [9 made]
- 31 by James Williams, Austin Peay (1973, Sweet 16) [13]
- 29 by Don Hennon, Pittsburgh (1957, Sweet 16) [11 made]
- 26 by Ron Carter, VMI (1977, Sweet 16) [13 made]
- 26 by Henry Finkel, Dayton (1966, Sweet 16) [15 made]
- 26 by Bob Brown, Louisville (1951, 1st Rd) [7 made]

FIELD-GOAL PERCENTAGE (MIN. 8 ATTEMPTS)

- 1.000 Kenny Walker vs. W. Kentucky (1986, 2nd Rd) [11-11]
- .909 Travis Ford vs. Wake Forest (1993, Sweet 16) [10-11]
- .900 DeMarcus Cousins vs. Wake Forest (2010, 2nd Rd) [9-10]
- .900 Patrick Patterson vs. E. Tenn. St. (2010, 1st Rd) [9-10]

- .875 Josh Harrellson vs. Princeton (2011, 2nd Rd) [7-8]
- .875 Anthony Davis vs. Louisville (2012, Final Four) [7-8]

BY OPPONENT

- 1.000 by Christian Laettner, Duke (1992, Elite 8) [10-10]
- .900 by Ben Caton, Utah (1996, Sweet 16) [9-10]
- .875 by Ric Cobb, Marquette (1969, Sweet 16) [7-8]
- .818 by Randy Ayers, Miami, Ohio (1978, Sweet 16) [9-11]

3-POINT FIELD GOALS

- 8 Eric Bledsoe vs. E. Tenn. State (2010, 1st Rd) [9 att.]
- 7 Tony Delk vs. Syracuse (1996 Championship) [12 att.]
- 6 Tayshaun Prince vs. Tulsa (2002 2nd Rd) [8 att.]
- 6 Tayshaun Prince vs. Iowa (2001 2nd Rd) [8 att.]
- 5 13 players (Last Doron Lamb 2012 3rd Rd) [7 att.]

BY OPPONENT

- 6 by David Bluthenthal, USC (2001, Sweet 16) [9 att.]
- 6 by Dean Oliver, Iowa (2001, 2nd Rd) [9 att.]
- 6 by Jeff Boschee, Kansas (1999, 2nd Rd) [18 att.]
- 6 by Tyler Brown, S. Carolina St. (1998, 1st Rd) [10 att.]

3-POINT FIELD GOAL ATTEMPTS

- 14 Tony Delk vs. North Carolina (1995 Elite 8) [5 made]
- 12 Scott Padgett vs. Arizona (1997 Champ.) [3 made]
- 12 Tony Delk vs. Syracuse (1996 Championship) [7 made]
- 12 Tony Delk vs. Marquette (1994 2nd Rd) [5 made]
- 11 Brandon Knight vs. UNC (2011 2nd Rd) [5 made]

BY OPPONENT

- 18 by Jeff Boschee, Kansas (1999, 2nd Rd) [6 made]

3-POINT FIELD-GOAL PERCENTAGE (MIN. 5 ATTEMPTS)

- 1.000 Jamal Mashburn vs. Wake Forest (1993, Sweet 16) [5-5]
- .889 Eric Bledsoe vs. E. Tenn. State (2010 1st Rd) [8-9]
- .833 Cameron Mills vs. St. Joseph's (1997, Sweet 16) [5-6]
- .833 Travis Ford vs. Wake Forest (1993, Sweet 16) [5-6]
- .800 John Pelphrey vs. Iowa State (1992, 2nd Rd) [4-5]

BY OPPONENT

- .833 by Shannon Brown, Michigan St. (2005, Elite 8) [5-6]
- .714 by Kirk Penney, Wisconsin (2003, Sweet 16) [5-7]
- .667 seven players

FREE THROWS

- 17 Roger Newman vs. Ohio State (1961 Elite 8) [22 att.]
- 13 Scott Padgett vs. Kansas (1999 2nd Rd) [17 att.]
- 13 Rodrick Rhodes vs. Tenn. St. (1994 1st Rd) [19 att.]
- 13 Ed Davender vs. Maryland (1988 2nd Rd) [14 att.]
- 13 Kenny Walker vs. Washington (1985 1st Rd) [15 att.]

BY OPPONENT

- 16 by John Riser, Pittsburgh (1957, Sweet 16) [17 att.]
- 15 by Ron Bayless, Iowa State (1992, 2nd Rd) [16 att.]
- 14 by Miles Simon, Arizona (1997 Championship) [17 att.]
- 14 by Dean Meminger, Marquette (1971, Reg. Consol.) [17 att.]
- 14 by Jim Coleman, Loyola (1964, Elite 8) [17 att.]

FREE-THROW ATTEMPTS


- 22 Roger Newman vs. Ohio State (1961 Elite 8) [17 made]
- 19 Rodrick Rhodes vs. Tenn. St. (1994 1st Rd) [13 made]
- 17 Scott Padgett vs. Kansas (1999 2nd Rd) [13 made]
- 15 Kenny Walker vs. Washington (1985 1st Rd) [13 made]
- 15 Vernon Hatton vs. Seattle (1958 Champ.) [12 made]

BY OPPONENT

- 18 by Robert Kendrick, Wayne St. (1956 Sweet 16) [10 made]
- 17 by Miles Simon, Arizona (1997 Champ.) [14 made]



Jamal Mashburn was perfect from the 3-point line in the Sweet 16 in 1993.



Bill Spivey recorded 21 rebounds to help Kentucky win the national championship over Kansas State in 1951.

- 17 by Dean Meminger, Marquette (1971, Reg. Consol.) [14 made]
- 17 by Jim Coleman, Loyola (1964, Elite 8) [14 made]
- 17 by John Riser, Pittsburgh (1957, Sweet 16) [16 made]

FREE-THROW PERCENTAGE (MIN. 8 ATTEMPTS)

- 1.000 Dan Issel vs. Miami, Ohio (1969, Reg. Cons.) [12-12]
- 1.000 Bobby Perry vs. UAB (2006, 1st Rd) [10-10]
- 1.000 Mike Casey vs. Marquette (1969, Sweet 16) [10-10]
- 1.000 Cliff Hawkins vs. Utah (2003, 2nd Rd) [8-8]
- 1.000 Nazr Mohammed vs. S. Carolina St. (1998, 1st Rd) [8-8]
- 1.000 Derek Anderson vs. Utah (1996, Sweet 16) [8-8]
- 1.000 Travis Ford vs. Tennessee State (1994, 1st Rd) [8-8]
- 1.000 Adrian Smith vs. Notre Dame (1958, Elite 8) [8-8]
- 1.000 Doron Lamb vs. Indiana (2012, Sweet 16) [8-8]

BY OPPONENT

- 1.000 by Jim McDaniels, W. Kentucky (1971 Sweet 16) [11-11]
- 1.000 by Christian Laettner, Duke (1992 Elite 8) [10-10]
- 1.000 by Justin Thigpen, Iowa State (1992, 2nd Rd) [9-9]
- 1.000 by Arthur Lee, Stanford (1998 Championship) [9-9]
- 1.000 by Otto Petty, Florida State (1972, Elite 8) [9-9]
- 1.000 by Cazzie Russell, Michigan (1966 Elite 8) [9-9]
- 1.000 by Marc Jackson, Utah (2003, 2nd Rd) [8-8]
- 1.000 by Oliver Robinson, UAB (1981, 2nd Rd) [8-8]
- 1.000 by Mike Gminski, Duke (1978, Championship) [8-8]
- 1.000 by Steve Krafscin, N. Carolina (1977, Sweet 16) [8-8]
- 1.000 by Quincy Acy, Baylor (2012, Elite 8) [8-8]
- 1.000 by Sam Dekker, Wisconsin (2014, Final Four) [8-8]

REBOUNDS

- 21 Bill Spivey vs. Kansas State (1951, Finals)
- 16 Jim Andrews vs. Marquette (1972, Sweet 16)
- 16 Dan Issel vs. Marquette (1968, Sweet 16)
- 16 Bill Lickert vs. Morehead State (1961, Sweet 16)
- 16 Johnny Cox vs. Seattle (1958, Finals)
- 16 Ed Beck vs. Michigan State (1957, Elite 8)

- 16 Bill Spivey vs. Illinois (1951, Final Four)
- BY OPPONENT**
- 30 by Jerry Lucas, Ohio State (1961, Elite 8)
 - 23 by Kent Benson, Indiana (1975, Elite 8)
 - 20 by Artis Gilmore, Jacksonville (1970, Elite 8)
 - 19 by Elgin Baylor, Seattle (1958, National Championship)
 - 18 by Caswell Cyrus, St. Bonaventure (2000, 1st Rd)
 - 18 by Howard Jackson, Austin Peay (1973, Sweet 16)
 - 18 by Les Hunter, Loyola (1964, Regional Consolation)
 - 18 by Johnny Green, Michigan State (1957, Sweet 16)
 - 18 by Bob Lochmuller, Louisville (1951, 1st Rd)

ASSISTS

- 14 Dicky Beal vs. BYU (1984, 2nd Rd)
- 11 John Wall vs. E. Tennessee State (2010, 1st Rd)
- 9 Wayne Turner vs. Saint Louis (1998, 2nd Rd)
- 9 Sean Woods vs. Duke (1992, Elite 8) [OT]
- 9 Sean Woods vs. Iowa State (1992, 2nd Rd)
- 9 Roger Harden vs. Alabama (1986, Sweet 16)
- 9 Dicky Beal vs. Louisville (1984, Sweet 16)
- 9 Scotty Baesler vs. Ohio State (1962, Elite 8)

BY OPPONENT

- 14 by Andre McCarter, UCLA (1975, National Champ.)
- 12 by Edgar Padilla, Massachusetts (1996, Final Four)
- 11 by Dwayne Wade, Marquette (2003, Elite 8)
- 11 by Mateen Cleaves, Michigan State (1999, Elite 8)
- 11 by Bruce Douglass, Illinois (1984, Elite 8)

BLOCKS

- 7 Anthony Davis vs. Western Kentucky (2012, 2nd Rd)
- 6 Anthony Davis vs. Kansas (2012, National Champ.)
- 6 Anthony Davis vs. Indiana (2012, Sweet 16)
- 6 Jamaal Magloire vs. UCLA (1998, Sweet 16)
- 6 Nazr Mohammed vs. UCLA (1998, Sweet 16)
- 4 Willie Cauley-Stein vs. Kansas State (2014, 2nd Rd)
- 4 DeMarcus Cousins vs. E. Tennessee St. (2010, 1st Rd)

- 4 Jamaal Magloire vs. Saint Louis (1998, 2nd Rd)
- 4 Jamaal Magloire vs. Montana (1997, 1st Rd)
- 4 Mark Pope vs. San Jose State (1996, 1st Rd)
- 4 Andre Riddick vs. Rider (1993, 1st Rd)
- 4 Melvin Turpin vs. Middle Tennessee (1982, 1st Rd)

STEALS

- 6 Anthony Epps vs. San Jose State (1996, 1st Rd)
- 6 Antoine Walker vs. San Jose State (1996, 1st Rd)
- 6 Dicky Beal vs. Louisville (1984, Sweet 16)
- 5 Patrick Sparks vs. Connecticut (2006, 2nd Rd)
- 5 Rajon Rondo vs. Eastern Kentucky (2005, 1st Rd)
- 5 Anthony Epps vs. Minnesota (1997, Final 4)
- 5 Wayne Turner vs. Minnesota (1997, Final 4)
- 5 Wayne Turner vs. Utah (1997, Elite 8)
- 5 Wayne Turner vs. Montana (1997, 1st Rd)
- 5 Anthony Epps vs. Tulane (1995, 2nd Rd)
- 5 Rodrick Rhodes vs. Tennessee State (1994, 1st Rd)



YEAR-BY-YEAR IN THE NCAA

1942	New Orleans	Illinois (Regional Semifinals)	46-44	W
		Dartmouth (Regional Finals)	28-47	L
1945	New York	Ohio State (Regional Semifinals)	37-45	L
		Tufts (Consolation)	66-56	W
1948	New York	Columbia (Regional Semifinals)	76-53	W
		Holy Cross (Regional Finals)	60-52	W
		Baylor (National Finals)	58-42	W
1949	New York	Villanova (Regional Semifinals)	85-72	W
		Illinois (Regional Finals)	76-47	W
		Seattle (National Finals)	46-36	W
1951	Raleigh	Louisville (1st Round)	79-68	W
		New York (Regional Semifinals)	59-43	W
		Illinois (Regional Finals)	76-74	W
1952	Raleigh	Kansas State (National Finals)	68-58	W
		Penn State (Regional Semifinals)	82-54	W
1955	Evanston	St. John's (Regional Finals)	57-64	L
		Marquette (Regional Semifinals)	71-79	L
		Penn State (Consolation)	84-59	W
1956	Iowa City	Wayne State (Regional Semifinals)	84-64	W
		Iowa (Regional Finals)	77-89	L
1957	Lexington	Pittsburgh (Regional Semifinals)	98-92	W
		Michigan State (Regional Finals)	68-80	L
1958	Lexington	Miami, Ohio (Regional Semifinals)	94-70	W
		Notre Dame (Regional Finals)	89-56	W
		Louisville (National Semifinals)	61-60	W
1959	Evanston	Seattle (National Finals)	84-72	W
		Louisville (Regional Semifinals)	61-76	L
		Marquette (Consolation)	98-69	W
1961	Louisville	Marquette (Consolation)	98-69	W
		Morehead State (Regional Semifinals)	71-64	W
1962	Iowa City	Ohio State (Regional Finals)	74-87	L
		Butler (Regional Semifinals)	81-60	W
1964	Minneapolis	Ohio State (Regional Finals)	64-74	L
		Ohio (Regional Semifinals)	69-85	L
1966	Iowa City	Loyola, Chi. (Consolation)	91-100	L
		Dayton (Regional Semifinals)	86-79	W
		Michigan (Regional Finals)	84-77	W
1968	Lexington	College Park (National Semifinals)	83-79	W
		UTEP (National Finals)	65-72	L
1969	Madison	Marquette (Regional Semifinals)	107-89	W
		Ohio State (Regional Finals)	81-82	L
		Marquette (Regional Semifinals)	74-81	L
1970	Columbus	Miami, Ohio (Consolation)	72-71	W
		Notre Dame (Regional Semifinals)	109-99	W
		Jacksonville (Regional Finals)	100-106	L
1971	Athens	Western Ky. (Regional Semifinals)	83-107	L
		Marquette (Consolation)	74-91	L
1972	Dayton	Marquette (Regional Semifinals)	85-69	W
		Florida State (Regional Finals)	54-73	L
1973	Nashville	Austin Peay [OT] (Regional Semifinals)	106-100	W
		Indiana (Regional Finals)	65-72	L
1975	Tuscaloosa	Indiana (Regional Finals)	65-72	L
		Marquette (1st Round)	76-54	W
		Dayton (Regional Semifinals)	90-73	W
1977	Philadelphia	Central Michigan (Regional Semifinals)	90-73	W
		Indiana (Regional Finals)	92-90	W
		San Diego (National Semifinals)	95-79	W
1978	Knoxville	UCLA (National Finals)	85-92	L
		Princeton (1st Round)	72-58	W
		College Park (Regional Semifinals)	93-78	W
1980 ¹	Bowling Green	North Carolina (Regional Finals)	72-79	L
		Florida State (1st Round)	85-76	W
		Dayton (Regional Semifinals)	91-69	W
1981	St. Louis	Michigan State (Regional Finals)	52-49	W
		Arkansas (National Semifinals)	64-59	W
		Duke (National Finals)	94-88	W
1982 ¹	Bowling Green	⁸ Florida State (2nd Round)	97-78	W

WHAT'S WHAT?

UK Seed
Site
Opp. Seed
Round

1998²	Atlanta	¹⁵ S.C. State (1st Round)	82-67 W
-------------------------	----------------	---	----------------

	Lexington	⁴ Duke (Regional Semifinals)	54-55	L
1981²	Tuscaloosa	⁷ UAB (2nd Round)	62-69	L
1982⁵	Nashville	¹¹ Middle Tennessee (1st Round)	44-50	L
1983³	Tampa	¹¹ Ohio (2nd Round)	57-40	W
		Knoxville	² Indiana (Regional Semifinals)	64-59
		¹ Louisville [OT] (Regional Finals)	68-80	L
1984¹	Birmingham	⁸ BYU (2nd Round)	93-68	W
		Lexington	⁵ Louisville (Regional Semifinals)	72-67
		² Illinois (Regional Finals)	54-51	W
	Seattle	¹ Georgetown (National Semifinals)	40-53	L
1985¹²	Salt Lake City	⁵ Washington (1st Round)	66-58	W
		⁴ UNLV (2nd Round)	64-61	W
	Denver	¹ St. John's (Regional Semifinals)	70-86	L
1986¹	Charlotte	¹⁶ Davidson (1st Round)	75-55	W
		⁸ Western Ky. (2nd Round)	71-64	W
	Atlanta	⁵ Alabama (Regional Semifinals)	68-63	W
		¹¹ LSU (Regional Finals)	57-59	L
1987²	Atlanta	⁹ Ohio State (1st Round)	77-91	L
1988²	Cincinnati	¹⁵ Southern (1st Round)	99-84	W
		⁷ Maryland (2nd Round)	90-81	W
	Birmingham	⁶ Villanova (Regional Semifinals)	74-80	L
1992²	Worcester	¹⁵ Old Dominion (1st Round)	88-69	W
		¹⁰ Iowa State (2nd Round)	106-98	W
	Philadelphia	³ Massachusetts (Regional Semifinals)	87-77	W
		¹ Duke [OT] (Regional Finals)	103-104	L
1993¹	Nashville	¹⁶ Rider (1st Round)	96-52	W
		⁸ Utah (2nd Round)	83-62	W
	Charlotte	⁵ Wake Forest (Regional Semifinals)	103-69	W
		³ Florida State (Regional Finals)	106-81	W
	New Orleans	¹ Michigan [OT] (National Semifinals)	78-81	L
1994³	St. Petersburg	¹⁴ Tennessee State (1st Round)	83-70	W
		⁶ Marquette (2nd Round)	63-75	L
1995¹	Memphis	¹⁶ Mt. St. Mary's (1st Round)	113-67	W
		⁹ Tulane (2nd Round)	82-60	W
	Birmingham	⁵ Arizona State (Regional Semifinals)	97-73	W
		² North Carolina (Regional Finals)	61-74	L
1996¹	Dallas	¹⁶ San Jose State (1st Round)	110-72	W
		⁹ Virginia Tech (2nd Round)	84-60	W
	Minneapolis	⁴ Utah (Regional Semifinals)	101-70	W
		² Wake Forest (Regional Finals)	83-63	W
	E. Rutherford	¹ Massachusetts (National Semifinals)	81-74	W
		⁴ Syracuse (National Finals)	76-67	W
1997¹	Salt Lake City	¹⁶ Montana (1st Round)	92-54	W
		⁸ Iowa (2nd Round)	75-69	W
	San Jose	⁴ St. Joseph's (Regional Semifinals)	83-68	W
		² Utah (Regional Finals)	72-59	W
	Indianapolis	¹ Minnesota (National Semifinals)	78-69	W
		⁴ Arizona [OT] (National Finals)	79-84	L
1998²	Atlanta	¹⁵ S.C. State (1st Round)	82-67	W
		¹⁰ Saint Louis (2nd Round)	88-61	W
	St. Petersburg	⁶ UCLA (Regional Semifinals)	94-68	W
		¹ Duke (Regional Finals)	86-84	W
	San Antonio	³ Stanford [OT] (National Semifinals)	86-85	W
		³ Utah (National Finals)	78-69	W

2015-16 KENTUCKY MEN'S BASKETBALL

YEAR-BY-YEAR IN THE NCAA



1999 ³	New Orleans	¹⁴ New Mexico State (1st Round)	82-60	W
		⁶ Kansas [OT] (2nd Round)	92-88	W
	St. Louis	¹⁰ Miami, Ohio (Regional Semifinals)	58-43	W
		¹ Michigan State (Regional Finals)	66-73	L
2000 ⁵	Cleveland	¹² St. Bonaventure [2OT] (1st Round)	85-80	W
		⁴ Syracuse (2nd Round)	50-52	L
2001 ²	Long Island	¹⁵ Holy Cross (1st Round)	72-68	W
		⁷ Iowa (2nd Round)	92-79	W
	Philadelphia	⁶ Southern Cal (Regional Semifinals)	76-80	L
2002 ⁴	St. Louis	¹³ Valparaiso (1st Round)	83-68	W
		¹² Tulsa (2nd Round)	87-82	W
	Syracuse	¹ Maryland (Regional Semifinals)	68-78	L
2003 ¹	Nashville	¹⁶ IUPUI (1st Round)	95-64	W
		⁹ Utah (2nd Round)	74-54	W
	Minneapolis	⁵ Wisconsin (Regional Semifinals)	63-57	W
		³ Marquette (Regional Finals)	69-83	L
2004 ⁴	Columbus	¹⁶ Florida A&M (1st Round)	96-76	W
		⁹ UAB (2nd Round)	75-76	L
2005 ²	Indianapolis	¹⁵ Eastern Kentucky (First Round)	72-64	W
		⁷ Cincinnati (2nd Round)	69-60	W
	Austin	⁶ Utah (Regional Semifinals)	62-52	W
		⁵ Michigan State [2ot] (Regional Finals)	88-94	L
2006 ⁸	Philadelphia	⁹ UAB (1st Round)	69-64	W
		¹ UConn (2nd Round)	83-87	L
2007 ⁸	Chicago	⁹ Villanova (1st Round)	67-58	W
		¹ Kansas (2nd Round)	76-88	L
2008 ¹¹	Anaheim	⁶ Marquette (1st Round)	66-74	L
2010 ¹	New Orleans	¹⁶ East Tennessee St. (1st Round)	100-71	W
		⁹ Wake Forest (2nd Round)	90-60	W
	Syracuse	¹² Cornell (Regional Semifinals)	62-45	W
		² West Virginia (Regional Finals)	66-73	L
2011 ⁴	Tampa	¹³ Princeton (2nd Round)	59-57	W
		⁵ Wake Forest (3rd Round)	71-63	W
	Newark	¹ Ohio State (Regional Semifinals)	62-60	W
		² North Carolina (Regional Finals)	76-69	W
	Houston	³ Connecticut (National Semifinals)	56-55	L

2012 ¹	Louisville	¹⁶ Western Kentucky (2nd Round)	81-66	W
		⁹ Iowa State (3rd Round)	87-71	W
	Atlanta	⁴ Indiana (Regional Semifinals)	102-90	W
		³ Baylor (Regional Finals)	82-70	W
	New Orleans	⁴ Louisville (National Semifinals)	69-61	W
		² Kansas (National Finals)	67-59	W
2014 ⁸	St. Louis	⁹ Kansas State (2nd Round)	56-49	W
		¹ Wichita State (3rd Round)	78-76	W
	Indianapolis	⁴ Louisville (Regional Semifinals)	74-69	W
		² Michigan (Regional Finals)	75-72	W
	Dallas	² Wisconsin (National Semifinals)	74-73	W
		⁷ UConn (National Finals)	60-54	L
2015 ¹	Louisville	¹⁶ Hampton (2nd Round)	79-56	W
		⁸ Cincinnati (3rd Round)	64-51	W
	Cleveland	⁵ West Virginia (Regional Semifinals)	78-39	W
		³ Notre Dame (Regional Finals)	68-66	W
	Indianapolis	¹ Wisconsin (National Semifinals)	71-64	L




Jack Givens puts up a shot in a win against Duke in the 1978 national championship.



UK VS. NCAA TOURNAMENT OPPONENTS

OPPONENT	FIRST MEETING	LAST MEETING	W-L
Alabama	1986		1-0
UAB	1981	2006	1-2
Arizona	1997		0-1
Arizona State	1995		1-0
Arkansas	1978		1-0
Austin Peay	1973		1-0
Baylor	1948	2012	2-0
BYU	1984		1-0
Butler	1962		1-0
Central Michigan	1975		1-0
Cincinnati	2005	2015	2-0
Columbia	1948		1-0
Connecticut	2006	2014	0-3
Cornell	2010		1-0
Dartmouth	1942		0-1
Davidson	1986		1-0
Dayton	1966		1-0
Duke	1966	1998	3-2
Eastern Kentucky	2005		1-0
East Tennessee State	2010		1-0
Florida A&M	2004		1-0
Florida State	1972	1993	3-1
Georgetown	1984		0-1
Hampton	2015		1-0
Holy Cross	1948	2001	2-0
Illinois	1942	1984	4-0
Indiana	1973	2012	3-1
IUPUI	2003		1-0
Iowa	1956	2001	2-1
Iowa State	1992	2012	2-0
Jacksonville	1970		0-1
Kansas	1999	2012	2-1
Kansas State	1951	2014	2-0
LSU	1986		0-1
Louisville	1951	2014	4-2
Loyola, Ill.	1964		0-1
Marquette	1955	2008	4-6
Maryland	2002		0-1
Massachusetts	1992	1996	2-0
Miami, Ohio	1958	1999	4-0
Michigan	1966	2014	2-1
Michigan State	1957	2005	1-3
Middle Tennessee	1982		0-1
Minnesota	1997		1-0
Montana	1997		1-0
Morehead State	1961		1-0
Mount St. Mary's	1995		1-0
UNLV	1985		1-0
New Mexico State	1999		1-0
North Carolina	1977	2011	1-2
Notre Dame	1958	2015	3-0
Ohio	1964	1983	1-1
Ohio State	1945	2011	1-5
Oklahoma State	1949		1-0
Old Dominion	1992		1-0
Penn State	1952	1955	2-0
Pittsburgh	1957		1-0
Princeton	1977	2011	2-0
Rider	1993		1-0
St. Bonaventure	2000		1-0
St. John's	1951	1985	1-2



Kentucky presented President Barack Obama with a jersey following its 2012 NCAA national championship.

OPPONENT	FIRST MEETING	LAST MEETING	W-L
St. Joseph's	1997		1-0
Saint Louis	1998		1-0
San Jose State	1996		1-0
Seattle	1958		1-0
South Carolina St.	1998		1-0
Southern Cal	2001		0-1
Stanford	1998		1-0
Syracuse	1975	2000	2-1
Temple	1958		1-0
Tennessee State	1994		1-0
UTEP	1966		0-1
Tufts	1945		1-0
Tulane	1995		1-0
Tulsa	2002		1-0
UCLA	1975	1998	1-1
Utah	1993	2005	6-0
Valparaiso	2002		1-0
Villanova	1949	2007	2-0
VMI	1977		1-0
Virginia Tech	1996		1-0
Wake Forest	1993	2010	3-0
Washington	1985		1-0
Wayne	1956		1-0
West Virginia	2010	2015	2-1
Western Kentucky	1971	2012	2-1
Wichita State	2014		1-0
Wisconsin	2003	2015	2-1
Totals			120-48



NCAA FINAL FOUR RESULTS

YEAR	CHAMPION	SCORE	RUNNER-UP	3RD PLACE	4TH PLACE	SITE OF FINALS	COACH OF CHAMPIONS	OUTSTANDING PLAYER
1939	Oregon	46-33	Ohio State	*Oklahoma	*Villanova	Evanston, Ill.	Howard Hobson, Oregon	None Selected
1940	Indiana	60-42	Kansas	*Duquesne	*Southern Cal	Kansas City, Mo.	Branch McCracken, Indiana	Marvin Huffman, Indiana
1941	Wisconsin	39-34	Washington State	*Pittsburgh	*Arkansas	Kansas City, Mo.	Harold Foster, Wisconsin	John Kotz, Wisconsin
1942	Stanford	53-38	Dartmouth	*Kentucky	*Colorado	Kansas City, Mo.	Everett Dean, Stanford	Howard Dallmar, Stanford
1943	Wyoming	46-34	Georgetown	*Texas	*DePaul	New York	Everett Shelton, Wyoming	Ken Sailors, Wyoming
1944	Utah	42-40\$	Dartmouth	*Iowa State	*Ohio State	New York	Vadal Peterson, Utah	Arnold Ferrin, Utah
1945	Oklahoma State	49-45	New York U.	*Arkansas	*Ohio State	New York	Henry Iba, Oklahoma State	Bob Kurland, Oklahoma State
1946	Oklahoma State	43-40	North Carolina	Ohio State	California	New York	Henry Iba, Oklahoma State	Bob Kurland, Oklahoma State
1947	Holy Cross	58-47	Oklahoma	Texas	CCNY	New York	Alvin Julian, Holy Cross	George Kaftan, Holy Cross
1948	Kentucky	58-42	Baylor	Holy Cross	Kansas State	New York	Adolph Rupp, Kentucky	Alex Groza, Kentucky
1949	Kentucky	46-36	Oklahoma State	Illinois	Oregon State	Seattle, Wash.	Adolph Rupp, Kentucky	Alex Groza, Kentucky
1950	CCNY	71-68	Bradley	N.C. State	Baylor	New York	Nat Holman, CCNY	Irwin Dambrot, CCNY
1951	Kentucky	68-58	Kansas State	Illinois	Oklahoma St.	Minneapolis, Minn.	Adolph Rupp, Kentucky	Bill Spivey, Kentucky
1952	Kansas	80-63	St. John's	Illinois	Santa Clara	Seattle, Wash.	Forrest Allen, Kansas	Clyde Lovelette, Kansas
1953	Indiana	69-68	Kansas	Washington	LSU	Kansas City, Mo.	Branch McCracken, Indiana	B.H. Born, Kansas
1954	LaSalle	92-76	Bradley	Penn State	Southern Cal	Kansas City, Mo.	Kenneth Loeffler, LaSalle	Tom Gola, LaSalle
1955	San Francisco	77-63	LaSalle	Colorado	Iowa	Kansas City, Mo.	Phil Woolpert, San Francisco	Bill Russell, San Francisco
1956	San Francisco	83-71	Iowa	Temple	SMU	Evanston, Ill.	Phil Woolpert, San Francisco	Hal Lear, Temple
1957	North Carolina	54-53&	Kansas	San Francisco	Michigan State	Kansas City, Mo.	Frank McGuire, North Carolina	Wilt Chamberlain, Kansas
1958	Kentucky	84-72	Seattle	Temple	Kansas State	Louisville, Ky.	Adolph Rupp, Kentucky	Elgin Baylor, Seattle
1959	California	71-70	West Virginia	Cincinnati	Louisville	Louisville, Ky.	Pete Newell, California	Jerry West, West Virginia
1960	Ohio State	75-55	California	Cincinnati	New York U.	San Francisco, Calif.	Fred Taylor, Ohio State	Jerry Lucas, Ohio State
1961	Cincinnati	70-65\$	Ohio State	Vacated	Utah	Kansas City, Mo.	Edwin Jucker, Cincinnati	Jerry Lucas, Ohio State
1962	Cincinnati	71-59	Ohio State	Wake Forest	UCLA	Louisville, Ky.	Edwin Jucker, Cincinnati	Paul Hogue, Cincinnati
1963	Loyola (Ill.)	60-58\$	Cincinnati	Duke	Oregon State	Louisville, Ky.	George Ireland, Loyola (Ill.)	Art Heyman, Duke
1964	UCLA	98-83	Duke	Michigan	Kansas State	Kansas City, Mo.	John Wooden, UCLA	Walt Hazzard, UCLA
1965	UCLA	91-80	Michigan	Princeton	Wichita State	Portland, Ore.	John Wooden, UCLA	Bill Bradley, Princeton
1966	Texas Western	72-65	Kentucky	Duke	Utah	College Park, Md.	Don Haskins, Texas Western	Jerry Chambers, Utah
1967	UCLA	79-64	Dayton	Houston	North Carolina	Louisville, Ky.	John Wooden, UCLA	Lew Alcindor, UCLA
1968	UCLA	78-55	North Carolina	Ohio State	Houston	Los Angeles, Calif.	John Wooden, UCLA	Lew Alcindor, UCLA
1969	UCLA	92-72	Purdue	Drake	North Carolina	Louisville, Ky.	John Wooden, UCLA	Lew Alcindor, UCLA
1970	UCLA	80-69	Jacksonville	New Mexico St.	St. Bonaventure	College Park, Md.	John Wooden, UCLA	Sidney Wicks, UCLA
1971	UCLA	68-62	Vacated **	Vacated **	Kansas	Houston, Texas	John Wooden, UCLA	Vacated **
1972	UCLA	81-76	Florida State	North Carolina	Louisville	Los Angeles, Calif.	John Wooden, UCLA	Bill Walton, UCLA
1973	UCLA	87-66	Memphis State	Indiana	Providence State	St. Louis, Mo.	John Wooden, UCLA	Bill Walton, UCLA
1974	N.C. State	76-64	Marquette	UCLA	Kansas	Greensboro, N.C.	Norman Sloan, N.C. State	David Thompson, N.C. State
1975	UCLA	92-85	Kentucky	Louisville	Syracuse	San Diego, Calif.	John Wooden, UCLA	Richard Washington, UCLA
1976	Indiana	86-68	Michigan	UCLA	Rutgers	Philadelphia, Pa.	Bob Knight, Indiana	Kent Benson, Indiana
1977	Marquette	67-59	North Carolina	UNLV	Charlotte	Atlanta, Ga.	Al McGuire, Marquette	Butch Lee, Marquette
1978	Kentucky	94-88	Duke	Arkansas	Notre Dame	St. Louis, Mo.	Joe B. Hall, Kentucky	Jack Givens, Kentucky
1979	Michigan State	75-64	Indiana State	DePaul	Penn	Salt Lake City, Utah	Jud Heathcote, Michigan State	Earvin Johnson, Michigan St.
1980	Louisville	59-54	Vacated **	Purdue	Iowa	Indianapolis, Ind.	Denny Crum, Louisville	Darrell Griffith, Louisville
1981	Indiana	63-50	North Carolina	Virginia	LSU	Philadelphia, Pa.	Bob Knight, Indiana	Isiah Thomas, Indiana
1982	North Carolina	63-62	Georgetown	*Houston	*Louisville	New Orleans, La.	Dean Smith, North Carolina	James Worthy, UNC
1983	N.C. State	54-52	Houston	*Georgia	*Louisville	Albuquerque, N.M.	Jim Valvano, N.C. State	Akeem Olajuwon, Houston
1984	Georgetown	84-75	Houston	*Kentucky	*Virginia	Seattle, Wash.	John Thompson, Georgetown	Patrick Ewing, Georgetown
1985	Villanova	66-64	Georgetown	*St. John's	*Memphis State	Lexington, Ky.	Rollie Massimino, Villanova	Ed Pinckney, Villanova
1986	Louisville	72-69	Duke	*LSU	*Kansas	Dallas, Texas	Denny Crum, Louisville	Pervis Ellison, Louisville
1987	Indiana	74-73	Syracuse	*Providence	*UNLV	New Orleans, La.	Bob Knight, Indiana	Keith Smart, Indiana
1988	Kansas	83-79	Oklahoma	*Arizona	*Duke	Kansas City, Mo.	Larry Brown, Kansas	Danny Manning, Kansas
1989	Michigan	80-79\$	Seton Hall	*Duke	*Illinois	Seattle, Wash.	Steve Fisher, Michigan	Glen Rice, Michigan
1990	UNLV	103-73	Duke	*Arkansas	*Georgia Tech	Denver, Colo.	Jerry Tarkanian, UNLV	Anderson Hunt, UNLV
1991	Duke	72-65	Kansas	*UNLV	*North Carolina	Indianapolis, Ind.	Mike Krzyzewski, Duke	Christian Laettner, Duke
1992	Duke	71-51	Michigan	*Cincinnati	*Indiana	Minneapolis, Minn.	Mike Krzyzewski, Duke	Bobby Hurley, Duke
1993	North Carolina	77-71	Michigan	*Kentucky	*Kansas	New Orleans, La.	Dean Smith, North Carolina	Donald Williams, UNC
1994	Arkansas	76-72	Duke	*Florida	*Arizona	Charlotte, N.C.	Nolan Richardson, Arkansas	Corliss Williamson, Arkansas
1995	UCLA	89-78	Arkansas	*Oklahoma State	*North Carolina	Seattle, Wash.	Jim Harrick, UCLA	Ed O'Bannon, UCLA
1996	Kentucky	76-67	Syracuse	*Massachusetts	*Mississippi State	East Rutherford, N.J.	Rick Pitino, Kentucky	Tony Delk, Kentucky
1997	Arizona	84-79\$	Kentucky	*Minnesota	*North Carolina	Indianapolis, Ind.	Lute Olsen, Arizona	Miles Simon, Arizona
1998	Kentucky	78-69	Utah	*North Carolina	*Stanford	San Antonio, Texas	Tubby Smith, Kentucky	Jeff Sheppard, Kentucky
1999	Connecticut	77-74	Duke	*Michigan State	*Ohio State	St. Petersburg, Fla.	Jim Calhoun, Connecticut	Richard Hamilton, UConn
2000	Michigan State	89-76	Florida	*North Carolina	*Wisconsin	Indianapolis, Ind.	Tom Izzo, Michigan State	Mateen Cleaves, Michigan St.
2001	Duke	82-72	Arizona	*Maryland	*Michigan State	Minneapolis, Minn.	Mike Krzyzewski, Duke	Shane Battier, Duke
2002	Maryland	64-52	Indiana	*Kansas	*Oklahoma	Atlanta, Ga.	Gary Williams, Maryland	Juan Dixon, Maryland





2015-16 KENTUCKY MEN'S BASKETBALL

NCAA FINAL FOUR RESULTS

2003	Syracuse	81-78	Kansas	*Marquette	*Texas	New Orleans, La.	Jim Boeheim, Syracuse	Carmelo Anthony, Syracuse
2004	Connecticut	82-73	Georgia Tech	*Duke	*Oklahoma State	San Antonio, Texas	Jim Calhoun, Connecticut	Emeka Okafor, Connecticut
2005	North Carolina	75-70	Illinois	*Louisville	*Michigan State	St. Louis, Mo.	Roy Williams, North Carolina	Sean May, North Carolina
2006	Florida	73-57	UCLA	*George Mason	*LSU	Indianapolis, Ind.	Billy Donovan, Florida	Joakim Noah, Florida
2007	Florida	84-75	Ohio State	*Georgetown	*UCLA	Atlanta, Ga.	Billy Donovan, Florida	Corey Brewer, Florida
2008	Kansas	75-68	Memphis	*North Carolina	*UCLA	San Antonio, Texas	Bill Self, Kansas	Mario Chalmers, Kansas
2009	North Carolina	89-72	Michigan State	*Connecticut	*Villanova	Detroit, Mich.	Roy Williams, North Carolina	Wayne Ellington, N. Carolina
2010	Duke	61-59	Butler	*Michigan State	*West Virginia	Indianapolis, Ind.	Mike Krzyzewski, Duke	Kyle Singler, Duke
2011	Connecticut	53-41	Butler	*Kentucky	*VCU	Houston, Texas	Jim Calhoun, Connecticut	Kemba Walker, Connecticut
2012	Kentucky	67-59	Kansas	*Louisville	*Ohio State	New Orleans, La.	John Calipari, Kentucky	Anthony Davis, Kentucky
2013	Louisville	82-76	Michigan	*Syracuse	*Wichita St.	Atlanta, Ga.	Rick Pitino, Louisville	Luke Hancock, Louisville
2014	Connecticut	60-54	Kentucky	*Florida	*Wisconsin	Arlington, Texas	Kevin Ollie, Connecticut	Shabazz Napier, Connecticut
2015	Duke	68-63	Wisconsin	*Kentucky	*Michigan State	Indianapolis, Ind.	Mike Krzyzewski, Duke	Tyus Jones, Duke

*-Tied for third place †-Overtime &-Three Overtimes

** Student-athletes representing Villanova (1971), Western Kentucky (1971) and UCLA (1980) were declared ineligible subsequent to the tournament. Under NCAA rules, the teams' and ineligible student-athletes' records were deleted and the teams' places in the standings were vacated.



Final Four MVP Jack Givens and UK head coach Joe B. Hall in 1978



KENTUCKY IN THE SEC

SEC CHAMPIONSHIPS

Team	Titles	Last Title
KENTUCKY	46	2015
LSU	10	2009
Tennessee	9	2008
Alabama	7	2002
Florida	7	2014
Mississippi State	6	2004
Vanderbilt	3	1993
Arkansas	2	1994
Auburn	2	1999
Georgia	1	1990
•Georgia Tech	1	1938
South Carolina	1	1997

•Former SEC Member

SEC TOURNAMENT CHAMPIONSHIPS

Team	Titles	Last Title
KENTUCKY	28	2015
Alabama	6	1991
Florida	4	2014
Tennessee	4	1979
Mississippi State	3	2009
Georgia	2	2008
Ole Miss	2	2013
Vanderbilt	2	2012
Arkansas	1	2000
Auburn	1	1985
•Georgia Tech	1	1938
LSU	1	1980

•Former SEC Member

SEC ALL-TIME STANDINGS

REGULAR-SEASON GAMES ONLY 1933-2013

Team	Yrs.	Won	Lost	Pct.	Titles
KENTUCKY	82	943	263	.782	46
Alabama	82	757	578	.567	7
Tennessee	82	702	542	.564	9
Vanderbilt	83	664	606	.523	3
Arkansas	24	204	186	.523	2
LSU	83	651	637	.505	10
Florida	82	598	623	.490	7
Texas A&M	3	26	28	.481	0
Auburn	82	574	706	.448	2
Mississippi St.	82	564	738	.433	6
Missouri	3	23	31	.426	0
Georgia	83	521	745	.412	1
Ole Miss	82	487	794	.380	0
South Carolina	24	144	246	.369	1

FORMER MEMBERS

Georgia Tech	32	201	207	.493	1
Tulane	34	195	252	.436	0
Sewanee	8	3	76	.038	0

NOTE: Sewanee withdrew after the 1940 season, Georgia Tech after the 1964 season and Tulane after the 1966 campaign. During World War II, Alabama, Auburn, Florida, Ole Miss, Mississippi State and Tennessee suspended intercollegiate basketball for the 1944 season. Kentucky did not compete for the title during the 1953, 1989 and 1990 seasons due to NCAA suspension.

ANNUAL SOUTHEASTERN CONFERENCE CHAMPIONS

YEAR	CHAMPION (SEC W-L)	EAST CHAMP	WEST CHAMP	CHAMP	SITE	CHAMPIONSHIP GAME RESULT
1933	Kentucky (8-0)			Kentucky	Atlanta	Kentucky 46, Mississippi State 27
1934	Alabama (13-2)			Alabama	Atlanta	Alabama 41, Florida 25
1935	LSU (12-0), Kentucky (11-0)			No Tournament		
1936	Tennessee (8-4)			Tennessee	Knoxville	Tennessee 29, Alabama 25
1937	Kentucky (5-3)			Kentucky	•Knoxville	Kentucky 39, Tennessee 25
1938	Georgia Tech (9-2)			Georgia Tech	Baton Rouge	Georgia Tech 58, Ole Miss 47
1939	Kentucky (5-2)			Kentucky	Knoxville	Kentucky 46, Tennessee 38
1940	Kentucky (4-4)			Kentucky	Knoxville	Kentucky 51, Georgia 43
1941	Tennessee (8-3)			Tennessee	Louisville	Tennessee 36, Kentucky 33
1942	Kentucky (6-2)			Kentucky	Louisville	Kentucky 36, Alabama 34
1943	Tennessee (6-3)			Tennessee	Louisville	Tennessee 33, Kentucky 30
1944	Kentucky (0-0)			Kentucky	••Louisville	Kentucky 62, Tulane 46
1945	Kentucky (4-1)			Kentucky	Louisville	Kentucky 39, Tennessee 35
1946	Kentucky (6-0)			Kentucky	Louisville	Kentucky 59, LSU 36
1947	Kentucky (11-0)			Kentucky	Louisville	Kentucky 55, Tulane 38
1948	Kentucky (9-0)			Kentucky	Louisville	Kentucky 54, Georgia Tech 43
1949	Kentucky (13-0)			Kentucky	Louisville	Kentucky 68, Tulane 52
1950	Kentucky (11-2)			Kentucky	Louisville	Kentucky 95, Tennessee 58
1951	Kentucky (14-0)			Vanderbilt	Louisville	Vanderbilt 61, Kentucky 57
1952	Kentucky (14-0)			Kentucky	Louisville	Kentucky 44, LSU 43
1953	LSU (13-0)			No Tournament		
1954	Kentucky/LSU (14-0)			No Tournament		
1955	Kentucky (12-2)			No Tournament		
1956	Alabama (14-0)			No Tournament		
1957	Kentucky (12-2)			No Tournament		
1958	Kentucky (12-2)			No Tournament		
1959	Mississippi State (13-1)			No Tournament		
1960	Auburn (12-2)			No Tournament		
1961	Mississippi State (11-3)			No Tournament		



2015-16 KENTUCKY MEN'S BASKETBALL

KENTUCKY IN THE SEC

YEAR	CHAMPION (SEC W-L)	EAST CHAMP	WEST CHAMP	CHAMP	SITE	CHAMPIONSHIP GAME RESULT
1962	Kentucky/Mississippi State (13-1)			No Tournament		
1963	Mississippi State (13-1)			No Tournament		
1964	Kentucky (11-3)			No Tournament		
1965	Vanderbilt (15-1)			No Tournament		
1966	Kentucky (15-1)			No Tournament		
1967	Tennessee (15-3)			No Tournament		
1968	Kentucky (15-3)			No Tournament		
1969	Kentucky (16-2)			No Tournament		
1970	Kentucky (17-1)			No Tournament		
1971	Kentucky (16-2)			No Tournament		
1972	Kentucky/Tennessee (14-4)			No Tournament		
1973	Kentucky (14-4)			No Tournament		
1974	Alabama/Vanderbilt (15-3)			No Tournament		
1975	Kentucky/Alabama (15-3)			No Tournament		
1976	Alabama (15-3)			No Tournament		
1977	Kentucky/Tennessee (16-2)			No Tournament		
1978	Kentucky (16-2)			No Tournament		
1979	LSU (14-4)			Tennessee	Birmingham	Tennessee 75, Kentucky 69 ^{OT}
1980	Kentucky (15-3)			LSU	Birmingham	LSU 80, Kentucky 78
1981	LSU (17-1)			Ole Miss	Birmingham	Ole Miss 66, Georgia 62
1982	Kentucky/Tennessee (13-5)			Alabama	Lexington	Alabama 48, Kentucky 46
1983	Kentucky (13-5)			Georgia	Birmingham	Georgia 86, Alabama 71
1984	Kentucky (14-4)			Kentucky	Nashville	Kentucky 51, Auburn 49
1985	LSU (13-5)			Auburn	Birmingham	Auburn 53, Alabama 49 ^{OT}
1986	Kentucky (17-1)			Kentucky	Lexington	Kentucky 83, Alabama 72
1987	Alabama (16-2)			Alabama	Atlanta	Alabama 69, LSU 62
1988	Vacated			Vacated	Baton Rouge	Kentucky 62, Georgia 57
1989	Florida (13-5)			Alabama	Knoxville	Alabama 72, Florida 60
1990	Georgia (13-5)			Alabama	Orlando	Alabama 70, Ole Miss 51
1991	Mississippi State/LSU (13-5)			Alabama	Nashville	Alabama 88, Tennessee 64
1992	Arkansas (13-3)	Kentucky (12-4)	Arkansas (13-3)	Kentucky	Birmingham	Kentucky 80, Alabama 54
1993	Vanderbilt (14-2)	Vanderbilt (14-2)	Arkansas (10-6)	Kentucky	Lexington	Kentucky 82, LSU 65
1994	Arkansas (14-2)	Kentucky/Florida (12-4)	Arkansas (14-2)	Kentucky	Memphis	Kentucky 73, Florida 60
1995	Kentucky (14-2)	Kentucky (14-2)	Arkansas/ Mississippi St. (12-4)	Kentucky	Atlanta	Kentucky 95, Arkansas 93 ^{OT}
1996	Kentucky (16-0)	Kentucky (16-0)	Mississippi State (10-6)	Mississippi St.	New Orleans	Mississippi St. 84, Kentucky 73
1997	South Carolina (15-1)	South Carolina (15-1)	Ole Miss (11-5)	Kentucky	Memphis	Kentucky 95, Georgia 68
1998	Kentucky (14-2)	Kentucky (14-2)	Ole Miss (12-4)	Kentucky	Atlanta	Kentucky 86, South Carolina 56
1999	Auburn (14-2)	Tennessee (12-4)	Auburn (14-2)	Kentucky	Atlanta	Kentucky 76, Arkansas 63
2000	Kentucky/Florida/ Tenn./LSU (12-4)	Kentucky/Fla./ Tenn. (12-4)	LSU (12-4)	Arkansas	Atlanta	Arkansas 75, Auburn 67
2001	Kentucky/Florida (12-4)	Kentucky/Florida (12-4)	Ole Miss (11-5)	Kentucky	Nashville	Kentucky 77, Ole Miss 55
2002	Alabama (12-4)	Kentucky/Florida (10-6)	Alabama (12-4)	Mississippi St.	Atlanta	Mississippi State 61, Alabama 58
2003	Kentucky (16-0)	Kentucky (16-0)	Mississippi State (9-7)	Kentucky	New Orleans	Kentucky 64, Mississippi St. 57
2004	Mississippi State (14-2)	Kentucky (13-3)	Mississippi State (14-2)	Kentucky	Atlanta	Kentucky 89, Florida 73
2005	Kentucky (14-2)	Kentucky (14-2)	Alabama/LSU (12-4)	Florida	Atlanta	Florida 70, Kentucky 53
2006	LSU (14-2)	Tennessee (12-4)	LSU (14-2)	Florida	Nashville	Florida 49, South Carolina 47
2007	Florida (13-3)	Florida (13-3)	Ole Miss/ Mississippi St. (8-8)	Florida	Atlanta	Florida 77, Arkansas 56
2008	Tennessee (14-2)	Tennessee (14-2)	Mississippi St. (12-4)	Georgia	Atlanta (Alexander)	Georgia 66, Arkansas 57
2009	LSU (13-3)	Tennessee/ South Carolina (10-6)	LSU (13-3)	Mississippi St.	Tampa	Mississippi State 64, Tennessee 61
2010	Kentucky (14-2)	Kentucky (14-2)	Mississippi State (9-7)	Kentucky	Nashville	Kentucky 75, Mississippi St. 74 ^{OT}
2011	Florida (13-3)	Florida (13-3)	Alabama (12-2)	Kentucky	Atlanta	Kentucky 70, Florida 54
2012	Kentucky (16-0)	Kentucky (16-0)	Alabama (9-7)	Vanderbilt	New Orleans	Vanderbilt 71, Kentucky 64
2013	Florida (14-4)			Ole Miss	Nashville	Ole Miss 66, Florida 63
2014	Florida (18-0)			Florida	Atlanta	Florida 61, Kentucky 60
2015	Kentucky (18-0)			Kentucky	Nashville	Kentucky 78, Arkansas 63

NOTES:

- From 1933-1950 the SEC champion was determined by a tournament, except for 1935
- Only eight teams invited to participate
- Only six teams participated due to World War II
- Since 1951, when the round-robin schedule was introduced, the title has been decided by a winning percentage on the conference schedule. From 1951-1964 the round-robin schedule was 14 games
- From 1965-1966 and since 1992 the round-robin schedule has been 16 games. From 1967-1990 the round-robin schedule was 18 games. In 1979 the SEC Tournament was renewed with the winner receiving an automatic bid to the NCAA Tournament
- In 2008, the tournament was moved to Georgia Tech's Alexander Memorial Coliseum after a tornado hit the Georgia Dome during second round action on Friday, March 14
- In 2013, the league discontinued divisions with the addition of Missouri and Texas A&M



KENTUCKY IN THE SEC TOURNAMENT

SEC TOURNAMENT RECORD

TEAM	YRS.	WON	LOST	PCT.	TITLES
KENTUCKY	54	124	25	.832	28
Alabama	56	61	49	.555	6
Tennessee	55	63	51	.553	4
Arkansas	24	22	23	.489	1
Florida	50	42	46	.477	4
LSU	56	46	55	.455	1
South Carolina	24	20	24	.455	0
Georgia	55	42	53	.442	2
Vanderbilt	54	37	52	.416	2
Missouri	3	2	3	.400	0
Ole Miss	53	30	51	.370	2
Auburn	53	30	52	.366	1
Mississippi State	55	29	52	.358	3
Texas A&M	3	1	3	.250	0

FORMER MEMBERS

Georgia Tech	19	14	18	.438	1
Tulane	16	12	16	.429	0
Sewanee	2	0	2	.000	0

UK VS. SEC TOURNAMENT FIELD

Team	All	1st Rd	Quarters	Semis	Finals
Alabama	13-2	1-0	4-1	5-0	3-1
Arkansas	8-1	0-0	0-1	5-0	3-0
Auburn	13-1	1-0	7-1	4-0	1-0
Florida	13-4	4-1	4-1	2-0	3-2
Georgia	9-1	0-0	4-1	2-0	3-0
LSU	16-2	0-0	5-1	8-0	3-1
Ole Miss	15-0	5-0	6-0	3-0	1-0
Mississippi State	8-2	1-0	3-1	1-0	3-1
Missouri	0-0	0-0	0-0	0-0	0-0
South Carolina	3-2	0-0	1-1	1-1	1-0
Tennessee	11-4	0-0	2-0	5-1	4-3
Texas A&M	0-0	0-0	0-0	0-0	0-0
Vanderbilt	4-5	1-1	3-2	0-0	0-2
Former members	11-1	2-0	2-1	3-0	4-0
Totals	124-25	15-2	41-11	39-2	29-10

KENTUCKY'S SEC TOURNAMENT HISTORY

YEAR	LOCATION	OPPONENT	SCORE	W/L
1933	Atlanta	Ole Miss (1st)	49-31	W
		Florida (QF)	48-24	W
		LSU (SF)	51-38	W
		Mississippi State (F)	46-27	W
1934	Atlanta	Florida (1st)	32-38	L
1936	Knoxville	Mississippi State (QF)	41-39	W
		Tennessee (SF)	28-39	L
1937	Knoxville	LSU (QF)	57-37	W
		Georgia Tech (SF)	40-30	W
		Tennessee (F)	39-25	W
1938	Baton Rouge	Tulane (QF)	36-38	L
1939	Knoxville	Ole Miss (QF)	49-30	W
		LSU (SF)	53-34	W
		Tennessee (F)	46-38	W
1940	Knoxville	Vanderbilt (QF)	44-34	W
		Tennessee (SF) [2OT]	30-29	W
		Georgia (F)	51-43	W
1941	Louisville	Ole Miss (1st)	62-52	W
		Tulane (QF)	59-30	W
		Alabama (SF)	39-37	W
		Tennessee (F)	33-36	L
1942	Louisville	Florida (1st)	42-36	W
		Ole Miss (QF)	59-32	W
		Auburn (SF)	40-31	W
		Alabama (F)	36-34	W
1943	Louisville	Tulane (1st)	48-31	W
		Georgia (QF)	59-30	W
		Mississippi State (SF)	52-43	W
		Tennessee (F)	30-33	L
1944	Louisville	Georgia (QF)	57-29	W
		LSU (SF)	55-28	W
		Tulane (F)	62-46	W
1945	Louisville	Florida (1st)	57-35	W
		LSU (QF)	68-37	W
		Alabama (SF)	52-41	W
		Tennessee (F)	39-35	W
1946	Louisville	Auburn (1st)	69-24	W
		Florida (QF)	69-32	W
		Alabama (SF)	59-30	W
		LSU (F)	59-36	W
1947	Louisville	Vanderbilt (1st)	98-29	W
		Auburn (QF)	84-18	W

YEAR	LOCATION	OPPONENT	SCORE	W/L
1948	Louisville	Georgia Tech (SF)	75-53	W
		Tulane (F)	55-38	W
1949	Louisville	Florida (1st)	87-31	W
		LSU (QF)	63-47	W
		Tennessee (SF)	70-47	W
1949	Louisville	Georgia Tech (F)	54-43	W
		Florida (1st)	73-36	W
		Auburn (QF)	70-39	W
1949	Louisville	Tennessee (SF)	83-44	W
		Tulane (F)	68-52	W
		Mississippi State (QF)	56-46	W
1950	Louisville	Georgia (SF)	79-63	W
		Tennessee (F)	95-58	W
		Mississippi State (1st)	92-70	W
1951	Louisville	Auburn (QF)	84-54	W
		Georgia Tech (SF)	82-56	W
		Vanderbilt (F)	57-61	L
1952	Louisville	Georgia Tech (1st)	80-59	W
		Tulane (QF)	85-61	W
		Tennessee (SF)	81-66	W
1952	Louisville	LSU (F)	44-43	W
		Ole Miss (1st)	82-77	W
		Alabama (QF)	101-100	W
1952	Louisville	LSU (SF)	80-67	W
		Tennessee (F) [OT]	69-75	L
		Auburn (QF)	69-61	W
1980	Birmingham	Ole Miss (SF)	70-67	W
		LSU (F)	78-80	L
		Vanderbilt (QF)	55-60	L
1982	Lexington	Auburn (QF)	89-66	W
		Ole Miss (SF)	62-58	W
		Alabama (F)	46-48	L
1983	Birmingham	Alabama (QF)	64-69	L
1984	Nashville	Georgia (QF)	92-79	W
		Alabama (SF)	48-46	W
		Auburn (F)	51-49	W
1985	Birmingham	Florida (QF)	55-58	L
1986	Lexington	Ole Miss (QF)	95-69	W
		LSU (SF)	61-58	W
		Alabama (F)	83-72	W
1987	Atlanta	Auburn (QF)	72-79	L
1988	Baton Rouge	Ole Miss (QF)	82-64	W



2015-16 KENTUCKY MEN'S BASKETBALL

KENTUCKY IN THE SEC TOURNAMENT

YEAR	LOCATION	OPPONENT	SCORE	W/L
		LSU (SF)	86-80	W
		Georgia (F)	62-57	W
1989	Knoxville	Vanderbilt (QF)	63-77	L
1992	Birmingham	Vanderbilt (QF)	76-57	W
		LSU (SF)	80-74	W
		Alabama (F)	80-54	W
1993	Lexington	Tennessee (QF)	101-40	W
		Arkansas (SF)	92-81	W
		LSU (F)	82-65	W
1994	Memphis	Mississippi State (QF)	95-76	W
		Arkansas (SF)	90-78	W
		Florida (F)	73-60	W
1995	Atlanta	Auburn (QF)	93-81	W
		Florida (SF)	86-72	W
		Arkansas (F) [OT]	95-93	L
1996	New Orleans	Florida (QF)	100-76	W
		Arkansas (SF)	95-75	W
		Mississippi State (F)	73-84	L
1997	Memphis	Auburn (QF)	92-50	W
		Ole Miss (SF)	88-70	W
		Georgia (F)	95-68	W
1998	Atlanta	Alabama (QF)	82-71	W
		Arkansas (SF)	99-74	W
		South Carolina (F)	86-56	W
1999	Atlanta	Ole Miss (QF)	83-73	W
		Auburn (SF)	69-57	W

YEAR	LOCATION	OPPONENT	SCORE	W/L
		Arkansas (F)	76-63	W
2000	Atlanta	Arkansas (QF)	72-86	L
2001	Nashville	South Carolina (QF)	78-65	W
		Arkansas (SF)	87-78	W
		Ole Miss (F)	77-55	W
2002	Atlanta	South Carolina (QF)	57-70	L
2003	New Orleans	Vanderbilt (QF)	81-63	W
		Auburn (SF)	78-58	W
		Mississippi State (F)	64-57	W
2004	Atlanta	Georgia (QF)	69-60	W
		South Carolina (SF)	78-63	W
		Florida (F)	89-73	W
2005	Atlanta	Tennessee (QF)	76-62	W
		LSU (SF) [OT]	79-78	W
		Florida (F)	53-70	L
2006	Nashville	Ole Miss (1st)	71-57	W
		Alabama (QF)	68-61	W
		South Carolina (SF)	61-65	L
2007	Atlanta	Alabama (1st)	79-67	W
		Mississippi St.(QF)[OT]	82-84	L
2008	Atlanta	Georgia(QF)[OT]	60-56	L
2009	Tampa	Mississippi (1st)	71-58	W
		LSU (QF)	58-67	L
2010	Nashville	Alabama (QF)	73-67	W
		Tennessee (SF)	74-45	W
		Mississippi St. (F)	75-74 ^{OT}	W

YEAR	LOCATION	OPPONENT	SCORE	W/L
2011	Atlanta	Ole Miss (QF)	75-66	W
		Alabama (SF)	72-58	W
		Florida (F)	70-54	W
2012	New Orleans	LSU (QF)	60-51	W
		Florida (SF)	74-71	W
		Vanderbilt (F)	71-64	L
2013	Nashville	Vanderbilt (QF)	64-48	L
2014	Atlanta	LSU (QF)	85-67	W
		Georgia (SF)	70-58	W
		Florida (F)	61-60	L
2015	Nashville	Florida (QF)	64-49	W
		Auburn (SF)	91-67	W
		Arkansas (F)	78-63	W

* As part of sanctions imposed upon the UK basketball program in 1989, the NCAA ordered Kentucky to erase from the record three NCAA tournament games from the 1987-88 season. The presidents of the Southeastern Conference institutions voted to strip Kentucky of the 1987-88 SEC regular season and SEC Tournament championships. Kentucky was not forced to forfeit any of those regular season or tournament games.



John Wall, Patrick Patterson and the 2009-10 Wildcats celebrate the 2010 SEC Tournament title.




KENTUCKY IN THE NATIONAL RANKINGS

YEAR	PS	1	2	3	4	5	6	7	8	9	10	11	12	13	14	15	16	17	18	*DATES	
1948-49		2	2	1	1	1	1	1	1											1/20-3/8	
1949-50		2	2	5	4	6	7	5	5	4	3									1/5-3/7	
1950-51		1	1	3	3	2	1	1	1	1	1	1	1							12/19-3/7	
1951-52		1	2	1	4	3	3	3	1	1	1	1	1	1						12/11-3/4	
1952-53	%- Not Applicable																				
1953-54		2	2	2	1	1	1	1	1	1	1	2	2	1	1	1				12/8-3/23	
1954-55		2	2	1	1	1	1	1	1	1	2	2	2	2	2					12/7-3/8	
1955-56		2	12	9	13	6	5	4	3	8	7	7	8	12	9					12/6-3/6	
1956-57		3	7	3	3	3	4	5	4	3	3	3	3	3	3					12/11-3/12	
1957-58		3	5	9	10	9	9	9	8	12	12	13	12	9	9					12/10-3/11	
1958-59		2	2	1	1	1	2	1	1	1	1	3	1	1	2					12/9-3/9	
1959-60		13	13	-	17	16	15	-	-	-	-	-	-	-						12/12-3/8	
1960-61		20	-	19	-	-	-	-	-	-	-	-	-	-						12/13-3/7	
1961-62		-	-	6	3	3	2	2	2	2	3	4	4	3						12/19-3/13	
1962-63		3	9	-	9	5	6	-	-	-	-	-	-	-	-					12/4-3/12	
1963-64		9	5	2	2	1	2	4	5	4	3	3	2	3	4					12/10-3/10	
1964-65		11	9	8	-	-	-	-	-	-	-	-	-	-	-					12/8-3/9	
1965-66		-	-	-	10	5	2	2	2	2	1	1	1	1	1					12/7-3/8	
1966-67		3	3	4	-	-	-	-	-	-	-	-	-	-	-					12/6-3/7	
1967-68		-	9	4	7	6	5	4	8	9	10	8	8	5	5	4	5			12/5-3/12	
1968-69		3	3	4	4	4	3	7	5	5	4	4	6	6	7					12/3-3/4	
1969-70		2	1	1	1	1	2	2	2	2	3	2	1	2	1					12/9-3/10	
1970-71		3	5	3	7	8	11	10	t12	11	8	8	12	10	8	8	8			12/8-3/16	
1971-72		10	7	7	11	12	19	15	-	-	-	-	17	18	-	-	18			12/7-3/14	
1972-73		13	8	-	-	-	-	-	-	-	-	-	-	-	t19	17				12/5-3/13	
1973-74		10	10	-	-	-	-	-	-	-	-	-	-	-	-	-	-	-	-	12/4-3/27	
1974-75		16	15	-	20	17	9	7	10	11	5	5	4	7	4	6	6	5	2	2	12/3-4/2
1975-76		6	7	14	20	18	-	-	-	-	-	-	-	-	-	-	-	-	-	12/2-3/16	
1976-77		6	4	3	7	6	3	2	6	6	3	3	2	2	2	6	3			11/30-3/15	
1977-78		2	1	1	1	1u	1u	1u	1u	1u	1	1	3	2	1	1	1			11/29-3/13	
1978-79		11	10	10	6	11	13	9	17	-	-	-	-	-	-	-	-			11/28-3/13	
1979-80		2	5	5	3	2	2	4	6	5	3	6	5	3	2	4				12/4-3/4	
1980-81		1	2	2	2	2	5	4	3	6	7	6	11	10	9	7	8			12/2-3/10	
1981-82		3	2	2	2	2	4	3	6	9	7	9	12	10	7	15	15			12/1-3/9	
1982-83		4	3	2	2	2	3	3	6	11	10	15	13	11	10	7	10	12		11/30-3/15	
1983-84		2	1	2	2	2	2	2	2	3	3	3	6	6	4	3	3	3		11/29-3/13	
1984-85		18	-	-	-	-	-	-	-	-	-	-	-	-	-	-	-	-		11/27-3/12	
1985-86		11	10	9	9	13	13	12	11	11	8	12	11	8	5	3	3			11/26-3/11	
1986-87		11	13	19	18	18	11	9	-	-	-	-	-	-	-	-	-			12/2-3/10	
1987-88		5	2	1	1	2	2	1	5	4	9	10	10	9	12	8	6	6		12/1-3/15	
1988-89	Not Ranked																				
1989-90	Not Ranked																				
1990-91		-	-	25	18	18	16	11	9	8	10	10	16	12	13	10	9			11/27-3/12	
1991-92		4	13	14	9	8	17	17	15	10	8	14	19	19	13	11	10	9	6	11/25-3/16	
1992-93		5	5	5	3	3	3	2	1	4	4	2	2	2	2	5	4	2		11/23-3/15	
1993-94		2	2	1	6	5	5	5	4	8	7	9	7	4	11	7	7	10	7	11/22-3/14	
1994-95		4	4	3	7	6	5	5	8	7	5	5	6	5	4	6	5	3	2	11/21-3/13	
1995-96		1	1	1	5	5	4	2	2	2	2	2	2	2	2	1	1	2		11/20-3/12	
1996-97		3	8	8	6	3	3	3	3	3	5	3	3	4	3	3	6	5		11/19-3/11	
1997-98		8	9	8	7	4	4	4	6	6	6	7	7	8	7	8	7	5		11/18-3/10	
1998-99		4	4	4	8	5	3	3	7	6	6	7	6	5	8	6	13	14	8	11/15-3/8	
1999-00		14	14	11	13	23	-	-	25	20	18	16	14	11	19	18	22	16	19	11/15-3/13	
2000-01		12	20	22	-	-	-	-	-	-	-	-	-	-	22	13	15	15	9	11/13-3/12	
2001-02		4	-	10	13	11	9	7	6	6	8	12	8	10	7	10	12	11	12	11/12-3/11	
2002-03		17	17	15	18	12	18	14	20	18	16	8	7	6	3	2	2	2	1	11/18-3/17	
2003-04		11	10	10	9	8	2	2	8	7	5	9	5	9	8	9	9	9	8	11/17-3/15	
2004-05		9	9	8	8	10	9	8	8	8	9	8	7	6	5	3	5	3	4	11/15-3/14	
2005-06		9	8	7	10	15	23	19	18	19	-	-	-	-	-	-	-	-	-	11/14-3/13	
2006-07		22	22	20	-	-	-	-	-	-	25	-	-	20	20	-	-	-	-	11/13-3/12	
2007-08		20	-	-	-	-	-	-	-	-	-	-	-	-	-	-	-	-	-	11/05-3/31	
2008-09		-	-	-	-	-	-	-	-	-	24	-	-	-	-	-	-	-	-	11/17-3/16	



2015-16 KENTUCKY MEN'S BASKETBALL
KENTUCKY IN THE NATIONAL RANKINGS



John Calipari has led four of his six Kentucky teams to the No. 1 ranking in the Associated Press Top 25 poll.

YEAR	PS	1	2	3	4	5	6	7	8	9	10	11	12	13	14	15	16	17	18	*DATES
2009-10	4	4	5	5	4	3	3	3	3	2	2	1	4	3	2	2	3	2	-	11/16-3/15
2010-11	11	12	8	10	17	17	13	11	10	13	12	14	10	18	22	22	20	15	11	11/15-3/14
2011-12	2	2	2	1	1	3	3	3	2	2	2	1	1	1	1	1	1	1	1	11/14-3/12
2012-13	3	3	8	8	-	-	-	-	-	-	-	-	-	-	25	-	-	-	-	11/5-3/18
2013-14	1	1	4	3	3	11	18	15	14	13	14	11	18	14	18	17	25	-	-	11/4-3/17
2014-15	1	1	1	1	1	1	1	1	1	1	1	1	1	1	1	1	1	1	1	11/10-3/9

Note: AP polls were ranked 1-20 until 1989-90, when they were changed to the top 25. Release dates and the number of weekly rankings per season varied from year-to-year.

* Dates do not include preseason rankings • PS - Preseason rankings (started in 1962); % - UK was suspended from play by the NCAA; u - Unanimous



KENTUCKY FINISHES IN NATIONAL RANKINGS

AP TOP 10 FINISHES

1.	Kentucky	41
2.	Duke	35
3.	North Carolina	34
4.	Kansas	27
5.	UCLA	25
6.	Indiana	17
7.	Louisville	15
8.	Michigan	13
	Notre Dame	13
	Syracuse	13

AP TOP 1 FINISHES

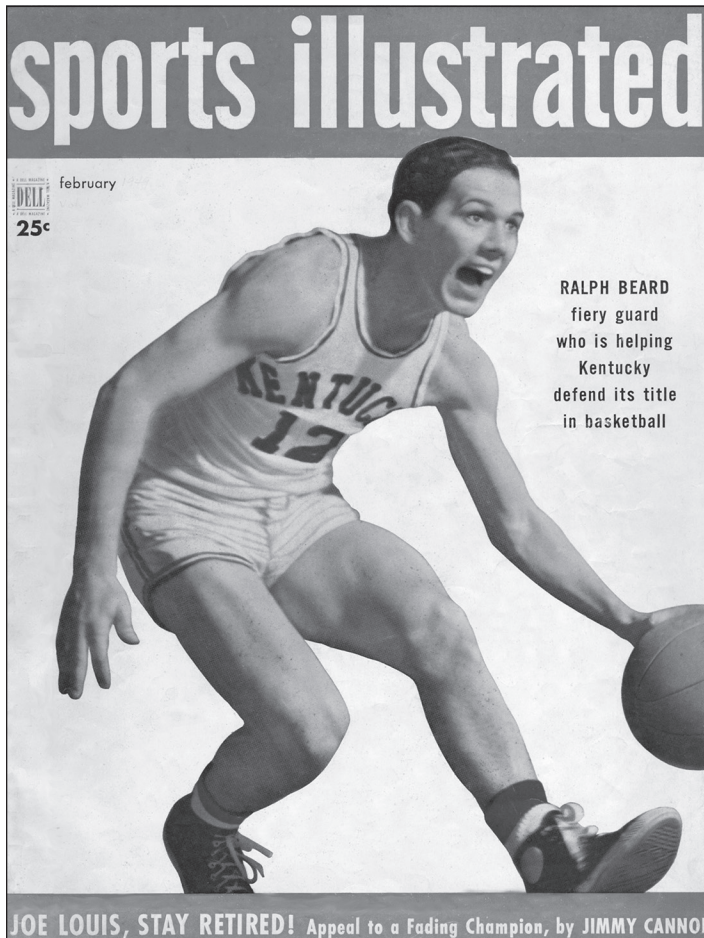
1.	Kentucky	10
2.	UCLA	8
3.	Duke	7
4.	North Carolina	6
5.	Indiana	3
	Ohio State	3
7.	Cincinnati	2
	DePaul	2
	Houston	2
	Kansas	2
	Michigan	2
	UNLV	2
	San Francisco	2

COACHES' TOP 10 FINISHES

1.	Kentucky	39
2.	North Carolina	35
3.	Kansas	29
4.	Duke	26
5.	UCLA	24
6.	Indiana	19
7.	Louisville	18
8.	Marquette	12
	Michigan	12
10.	Utah	10

COACHES' NO. 1 FINISHES

1.	Kentucky	8
2.	UCLA	7
3.	Duke	5
	North Carolina	5
	Indiana	5
6.	Connecticut	4





BIGGEST GAMES

Kentucky 20, Georgia 19

March 1, 1921

ATLANTA — Bill King's free throw with no time left on the clock lifted the Wildcats to the SIAA Championship, the first college basketball tournament ever played.

Georgia 8 11 — 19
Kentucky 17 13 — 20

Kentucky 28, Cincinnati 23

Dec. 13, 1924

LEXINGTON — James McFarland scored 10 points and the Wildcats defeated the Bearcats in the first game played at Alumni Gym.

Cincinnati 9 14 — 23
Kentucky 13 15 — 28

Kentucky 67, Georgetown C. 19

Dec. 18, 1930

LEXINGTON — The Wildcats pounded the Tigers in Adolph Rupp's debut as coach at Kentucky.

G'town Coll. 9 10 — 19
Kentucky 38 29 — 67

Kentucky 35, Marquette 33

Feb. 14, 1938

LEXINGTON — Joe Hagan's 48-foot shot with 12 seconds left lifted the Wildcats over the Warriors. After the game, Gov. Chandler pounded a nail into the floor to mark the spot.

Marquette 18 15 — 33
Kentucky 18 17 — 35

Kentucky 60, Notre Dame 55

Jan. 23, 1943

LEXINGTON — Marvin Akers and Melvin Ticco combined for 33 points as the Wildcats beat the Fighting Irish for the first time in school history.

Notre Dame 33 22 — 55
Kentucky 27 33 — 60

Kentucky 46, Rhode Island 45

March 20, 1946

NEW YORK — Ralph Beard's free throw with 40 seconds left lifted the Wildcats to their first national title in the NIT.

Kentucky 26 20 — 46
Rhode Island 27 18 — 45

Utah 49, Kentucky 45

March 24, 1947

NEW YORK — Wat Misaka, a 5-8 center, held high-scoring Ralph Beard to two points and the Utes won the NIT championship.

Kentucky 21 24 — 45
Utah 27 22 — 49

Kentucky 73, W. Texas St. 43

Dec. 1, 1950

LEXINGTON — The Wildcats made the first game played in Memorial Coliseum a memorable one as they routed the Buffaloes.

W. Texas St. 24 19 — 43
Kentucky 47 26 — 73

Georgia Tech 59, Kentucky 58

Jan. 8, 1955

LEXINGTON — Joe Helms' 12-foot jump shot with 12 seconds left ended the Wildcats' 129-game home winning streak.

Ga. Tech 26 33 — 59
Kentucky 23 35 — 58

Kentucky 85, Temple 83 (3 OT)

Dec. 7, 1957

LEXINGTON — The longest game in UK history proved fruitful for the Wildcats as Vernon Hatton scored UK's final six points to edge the Owls.

Temple 35 30 6 4 8 — 83
Kentucky 34 31 6 4 10 — 85

Kentucky 61, Temple 60

March 21, 1958

LOUISVILLE — Vernon Hatton's layup with 17 seconds remaining pushed the Wildcats past the Owls and into the NCAA championship game.

Temple 33 27 — 60
Kentucky 33 28 — 61

Texas Western 72, Kentucky 65

March 19, 1966

COLLEGE PARK, Md. — Bobby Joe Hill scored 20 points and Texas Western upset the top-ranked Wildcats to win the NCAA title.

Kentucky 28 37 — 65
Texas Western 31 41 — 72

Kentucky 69, Tennessee 66

Jan. 18, 1969

KNOXVILLE, Tenn. — On the road against its longtime rival, Kentucky became the first team in college basketball history to win 1,000 games.

Tennessee 36 30 — 66
Kentucky 35 34 — 69

Kentucky 109, LSU 96

Jan. 24, 1970

LEXINGTON — "Pistol" Pete Maravich poured in 64 points against the Wildcats, but Dan Issel answered with 51 as the Wildcats topped 100 points en route to victory. At the time, it was the most points ever scored (115) by opposing players in the same game.

Kentucky 56 53 — 109
LSU 48 48 — 96

Kentucky 90, Vanderbilt 86

Feb. 28, 1970

LEXINGTON — Dan Issel became the first UK player to score 2,000 career points as the Wildcats avenged their only loss of the season.

Vanderbilt 33 53 — 86
Kentucky 46 44 — 90

Florida State 73, Kentucky 54

March 18, 1972

DAYTON, Ohio — The Seminoles won the Mideast Region title by routing the Wildcats in Adolph Rupp's final game as coach.

Kentucky 28 26 — 54
Florida State 34 39 — 73

Kentucky 92, Indiana 90

March 22, 1975

DAYTON, Ohio — The Wildcats captured the Mideast Region title by handing the Hoosiers their first loss in 34 games.

Kentucky 44 48 — 92
Indiana 44 46 — 90

UCLA 92, Kentucky 85

March 31, 1975

SAN DIEGO — Coach John Wooden closed out his coaching career by leading the Bruins to their 10th NCAA title in 12 years.

Kentucky 40 45 — 85
UCLA 43 49 — 92

Kentucky 94, Miss. St. 93 (OT)

March 8, 1976

LEXINGTON — Jack Givens keyed a late rally as the Wildcats outlasted the Bulldogs in the last game played at Memorial Coliseum.

Miss. State 50 35 8 — 93
Kentucky 42 43 9 — 94

Kentucky 72, Wisconsin 64

Nov. 27, 1976

LEXINGTON — With Adolph Rupp looking on from the stands, the Wildcats dumped the Badgers in the first game played at Rupp Arena.

Wisconsin 24 40 — 64
Kentucky 34 38 — 72

Kentucky 94, Duke 88

March 27, 1978

ST. LOUIS — Jack Givens scored 41 points as the Wildcats captured their fifth NCAA title.

Kentucky 45 49 — 94
Duke 38 50 — 88

Kentucky 67, Kansas 66 (OT)

Dec. 9, 1978

LEXINGTON — After forcing overtime, the Cats were down 66-60 with 31 seconds to go. Dwight Anderson scored back-to-back baskets then stole the inbounds pass and fed Kyle Macy for the tying jumper. Macy completed the comeback by adding a technical free throw when Kansas called a timeout it didn't have.

Kansas 35 21 10 — 66
Kentucky 28 28 11 — 67

Louisville 80, Kentucky 68 (OT)

March 26, 1983

KNOXVILLE, Tenn. — The first meeting between the two teams in more than 24 years proved memorable as the Cardinals outscored the Wildcats 18-6 in overtime to advance to the Final Four.

Kentucky 37 25 6 — 68
Louisville 30 32 18 — 80

Kentucky 65, Louisville 44

Nov. 26, 1983

LEXINGTON — In the first regular-season meeting in 61 years between the two in-state rivals, the Wildcats employed a swarming defense and balanced offense to roll to victory.

Louisville 20 24 — 44
Kentucky 35 30 — 65

Kentucky 72, Louisville 67

March 22, 1984

LEXINGTON — Winston Bennett's three-point play with 13 seconds left pushed the Wildcats into the Mideast Regional final.

Louisville 36 31 — 67
Kentucky 32 40 — 72

Georgetown 53, Kentucky 40

March 31, 1984

SEATTLE — The Hoyas outscored the Wildcats 23-2 at the start of the second half on their way to the NCAA title game. UK sank only three of 33 field goal attempts in the second half.

Georgetown 22 31 — 53
Kentucky 29 11 — 40

Kentucky 64, UNLV 61

March 16, 1985

SALT LAKE CITY — Kenny Walker scored 23 points and provided a key block in the final minutes as the Wildcats advanced to the West Regional final.

Kentucky 30 34 — 64
UNLV 30 31 — 61

St. John's 86, Kentucky 70

March 22, 1985

DENVER — Having announced he would retire following the game, Coach Joe B. Hall watched as the Redmen ended the Wildcats' Final Four hopes.

Kentucky 38 32 — 70
St. John's 39 47 — 86

Kentucky 75, Oklahoma 74

March 1, 1987

LEXINGTON — Richard Madison's basket with eight seconds left enabled the Wildcats to upset the No. 12 Sooners.

Oklahoma 34 40 — 74
Kentucky 35 40 — 75

Kentucky 76, Ohio 73

Nov. 28, 1989

LEXINGTON — The long-awaited debut of Coach Rick Pitino and the Wildcats was worth waiting for as Reggie Hanson scored 24 points and UK held off the Bobcats.

Ohio 30 43 — 73
Kentucky 44 32 — 76



Kentucky 100, LSU 95

Feb. 15, 1990

LEXINGTON — Described by many as one of the most exciting games ever played at Rupp Arena, the Wildcats burst out to an early lead and then held off Chris Jackson and the Tigers.

LSU	36	59	—	95
Kentucky	48	52	—	100

Kentucky 90, Florida 74

Feb. 23, 1991

LEXINGTON — Kentucky beat the Gators to become one of two schools (along with North Carolina) to win 1,500 basketball games.

Kentucky	37	53	—	90
Florida	29	45	—	74

Kentucky 114, Auburn 93

March 2, 1991

LEXINGTON — Before the then-largest crowd in Rupp Arena history, the Wildcats closed out the 1990-91 season with a 22-6 overall record. Although UK was ineligible for the SEC title because of probation, the Wildcats secured the best record in the league (14-4) with the win over Auburn. A ceremony and parade followed.

Auburn	43	50	—	93
Kentucky	65	49	—	114

Kentucky 80, Alabama 54

March 15, 1992

BIRMINGHAM, Ala. — Kentucky roared back from a 32-29 halftime deficit to crush Alabama, 80-54, and take the SEC Tournament championship after being banned from the event for two years.

Kentucky	29	51	—	80
Alabama	32	22	—	54

Duke 104, Kentucky 103 (OT)

March 28, 1992

PHILADELPHIA — In what many called the "greatest NCAA Tournament game ever played," Kentucky took top-ranked defending champion Duke to overtime before a desperation shot by Christian Laettner sent the Blue Devils to the Final Four.

Kentucky	45	48	10	—	103
Duke	50	43	11	—	104

Kentucky 106, Florida St. 81

March 27, 1993

CHARLOTTE, N.C. — Kentucky beat Florida State to advance to the NCAA Final Four in New Orleans. The victory completed a string of four games in which the Wildcats blitzed their Southeast Region opponents by an average of 31.0 points — the largest margin of victory by a team through four games en route to the Final Four.

Florida St.	46	35	—	81
Kentucky	54	52	—	106

Michigan 81, Kentucky 78 (OT)

April 3, 1993

NEW ORLEANS — Kentucky faced Michigan in the NCAA semifinals, marking UK's 10th Final Four appearance. An 81-78 overtime loss to the Wolverines ended the Cats' season at 30-4 and marked All-American Jamal Mashburn's last game in UK blue.

Kentucky	35	36	7	—	78
Michigan	40	31	10	—	81

Kentucky 99, LSU 95

Feb. 15, 1994

BATON ROUGE, La. — Trailing by 31 points with 15:34 remaining in the game, the Wildcats went on a tear. They hit 11 3-pointers and outscored the Tigers 62-27 during the final 15:34. UK's 99-95 win marked the greatest comeback in school history.

Kentucky	32	67	—	99
LSU	48	47	—	95

Kentucky 73, Florida 60

March 13, 1994

MEMPHIS, Tenn. — Kentucky faced Florida for the second time in 11 days, and for the second time, the Wildcats beat the Gators. The triumph in Memphis gave UK its third consecutive SEC Tournament title and improved the Pitino-era SEC Tourney mark to a perfect 9-0.

Kentucky	33	40	—	73
Florida	27	33	—	60

Kentucky 95, Arkansas 93 (OT)

March 12, 1995

ATLANTA — Kentucky repeatedly clawed its way back in the SEC Tournament final — finding itself trailing by 19 in the first half, 12 points with nine minutes left in the second half and nine points with 1:33 remaining in overtime.

Kentucky	44	36	15	—	95
Arkansas	50	30	13	—	93

Kentucky 81, Massachusetts 74

March 30, 1996

EAST RUTHERFORD, N.J. — In a rematch from an early season loss, the Wildcats fought off a late rally in the national semifinals to advance to the championship game

for the first time in 18 years.

Kentucky	36	45	—	81
UMass	28	46	—	74

Kentucky 76, Syracuse 67

April 1, 1996

EAST RUTHERFORD, N.J. — Behind an NCAA title game record-tying seven 3-pointers from Tony Delk, UK won its sixth national title.

Kentucky	42	34	—	76
Syracuse	33	34	—	67

Arizona 84, Kentucky 79 (OT)

March 31, 1997

INDIANAPOLIS — Trying to become the second team in 24 years to repeat as national champion, Ron Mercer and Anthony Epps nailed 3-pointers inside the last minute to force overtime. But with four Wildcats fouling out, Arizona outscored UK in the extra period in Rick Pitino's final game as coach at Kentucky.

Arizona	33	41	10	—	84
Kentucky	32	42	5	—	79

Kentucky 86, Duke 84

March 22, 1998

ST. PETERSBURG, Fla. — The Wildcats fell behind by 18 points in the first half and by 17 points with 9:38 remaining in the game before avenging a 1992 loss to the Blue Devils. Cameron Mills' 3-pointer with 2:15 left gave UK its first lead, 80-79, before Scott Padgett's trey with 39.4 seconds remaining broke an 81-81 tie as Kentucky advanced to the Final Four for the third consecutive year.

Kentucky	39	47	—	86
Duke	49	35	—	84

Kentucky 86, Stanford 85 (OT)

March 28, 1998

SAN ANTONIO — Kentucky rallied from a 10-point second-half deficit, then grabbed a five-point overtime lead, before fending off the Cardinal to advance to the title game for the third straight season. Jeff Sheppard canned three long-range 3-pointers — two in the final three minutes and one in overtime — en route to a career-high 27 points.

Stanford	37	36	12	—	85
Kentucky	32	41	13	—	86

Kentucky 78, Utah 69

March 30, 1998

SAN ANTONIO — After being outrebounded 24-6 in the first half and trailing 41-31 at the break, the "Comeback Cats" charged from behind to win the school's seventh national title, its second in three years. It was the largest halftime deficit overcome in a title game.

Utah	41	28	—	69
Kentucky	31	47	—	78

Kentucky 103, Maryland 91

Dec. 12, 1998

LEXINGTON — The senior trio of Heshimu Evans, Scott Padgett and Wayne Turner combined to tally 73 points, 22 rebounds and 14 assists as the fifth-ranked Cats knocked off the No. 2 Terrapins, ending their 13-game win streak.

Maryland	41	50	—	91
Kentucky	54	49	—	103

Kentucky 82, Louisville 62

Dec. 29, 2001

LEXINGTON — Rick Pitino returned to Rupp Arena for the first time as coach of archrival Louisville but watched as Tayshaun Prince scored a game-high 18 points as UK won by 20. UK dedicated the new playing floor as



Aaron Harrison sent UK to the Final Four with late-game heroics in 2014.



2015-16 KENTUCKY MEN'S BASKETBALL

BIGGEST GAMES

"Cawood's Court" before chants of "Tub-by, Tub-by" filled the arena throughout the game.

Kentucky	36	46	—	82
Louisville	32	30	—	62

Kentucky 70, Florida 55

Feb. 4, 2003

LEXINGTON — Florida came to Lexington sporting a No. 1 ranking for the first time in school history, but the Gators were quickly stifled by UK's defense. The Wildcats were able to jump out to a 23-point lead at half-time, which grew to as much as 29 points during the final half as a Rupp Arena-record crowd of 24,459 watched UK earn the 70-55 victory.

Kentucky	45	23	—	70
Florida	22	33	—	55

Kentucky 79, Michigan St. 74

Dec. 13, 2003

DETROIT — A basketball world-record crowd of 78,129 watched No. 8 Kentucky beat No. 21 Michigan State at Ford Field. Unlike basketball games at domes that have attracted 40,000-plus fans, the court was not tucked into an end zone, but instead placed on the 50-yard line in the Detroit Lions' home stadium — a true site to see.

Kentucky	49	30	—	79
Michigan St.	43	31	—	74

Kentucky 90, Tennessee 72

Jan. 13, 2009

KNOXVILLE, Tenn. — Jodie Meeks had a night to remember when he broke the UK single-game scoring record scoring 54 points in leading the Wildcats to victory. Meeks finished the night 15 of 22 from the field (10 of 15 from 3-point range) and 14 for 14 from the free-throw line.

Kentucky	41	49	—	90
Tennessee	37	35	—	72

Kentucky 75, Morehead St. 59

Nov. 13, 2009

LEXINGTON — The Wildcats kicked off the John Calipari era in emphatic style with a 16-point win over the Eagles. Leading a highly-touted recruiting class, freshman Eric Bledsoe scored 24 points while starting in place of John Wall.

Morehead State	25	34	—	59
Kentucky	33	42	—	75

Kentucky 88, Drexel 44

Dec. 21, 2009

LEXINGTON — Kentucky became the first program in college basketball history to reach the 2,000-win plateau. The Wildcats defeated Drexel 88-44 to achieve the milestone.

Drexel	20	24	—	44
Kentucky	56	32	—	88

Kentucky 62, Ohio State 60

March 25, 2011

NEWARK, N.J. — Kentucky knocked off No. 1 overall seed Ohio State in the Sweet 16. Brandon Knight's jumper with five seconds remaining led the fourth-seeded Wildcats over the top-seeded Buckeyes.

Kentucky	30	32	—	62
Ohio State	30	30	—	60

Kentucky 76, North Carolina 69

March 27, 2011

NEWARK — Kentucky's Elite Eight victory over North Carolina sent the Wildcats to their first Final Four in 13 years. Brandon Knight led UK with 22 points as the Cats advanced to the Final Four on a 10-game win streak.

Kentucky	38	38	—	76
North Carolina	30	39	—	69

Kentucky 69, Louisville 61

March 31, 2012

NEW ORLEANS — Kentucky and Louisville met in the Final Four for the first time in history. Behind an 18-point, 14-rebound, five-block effort from Anthony Davis, the Wildcats defeated the Cardinals for the second time in the season.

Louisville	28	33	—	61
Kentucky	35	34	—	69

Kentucky 67, Kansas 59

April 2, 2012

NEW ORLEANS — Kentucky claimed the eighth national title in program history with its second defeat of Kansas in the season. Doron Lamb led all scorers with 22 points, while Anthony Davis pulled down 16 rebounds, blocked six shots and dished out five assists.

Kansas	27	32	—	59
Kentucky	41	26	—	67

Kentucky 87, Ole Miss 74

Jan. 29, 2013

OXFORD, Miss. — Freshman Nerlens Noel set the single-game UK blocks record with 12 swats in an upset of No. 16 Ole Miss in 2013. Noel logged six of those blocks after registering his fourth foul in the game.

Kentucky	37	50	—	87
Ole Miss	38	36	—	74

Kentucky 78, Wichita State 76

March 23, 2014

ST. LOUIS — Kentucky came back from a double-digit deficit to knock off No. 1 seed and undefeated Wichita State in one of the greatest games ever played to advance to the Sweet 16.

Kentucky	31	47	—	78
Wichita St.	37	39	—	76

Kentucky 75, Michigan 72

March 30, 2014

INDIANAPOLIS — Freshman Aaron Harrison knocked down a 3-pointer with less than four seconds remaining to propel the Wildcats to their 16th Final Four in school history.

Kentucky	37	38	—	75
Michigan	37	35	—	72

Kentucky 74, Wisconsin 73

April 5, 2014

ARLINGTON, Texas — Freshman Aaron Harrison provided heroics once again by knocking down a 3-pointer from nearly the identical spot as his previous game winner with less than 10 seconds remaining to lift UK to the national championship game with

five freshman starters. Kentucky won its fifth straight game by five points or less.

Kentucky	36	38	—	74
Wisconsin	40	33	—	73

Kentucky 67, Florida 50

March 7, 2015

LEXINGTON — Already off to the best start in school and SEC history, the Wildcats put an exclamation point on a historic regular season with a perfect 31-0 record. The Wildcats became the first team from a power five conference to go undefeated in the regular season since Indiana did so in 1976. UK also marched through the SEC with an undefeated mark for the 15th time in school history and set a Rupp Arena record with 19 wins.

Florida	27	23	—	50
Kentucky	30	37	—	67

Kentucky 68, Notre Dame 66

March 28, 2015

CLEVELAND — Calling on their late-game heroics of a season ago, the Wildcats held off a hungry Notre Dame squad thanks to Karl-Anthony Towns' dominating post play, Andrew Harrison's late-game free throws and Willie Cauley-Stein's last-second defense. With the win, UK advanced to its fourth Final Four in the last five seasons while becoming the first team in the history of college basketball to start a season 38-0.

Notre Dame	31	35	—	66
Kentucky	31	37	—	68

Wisconsin 71, Kentucky 64

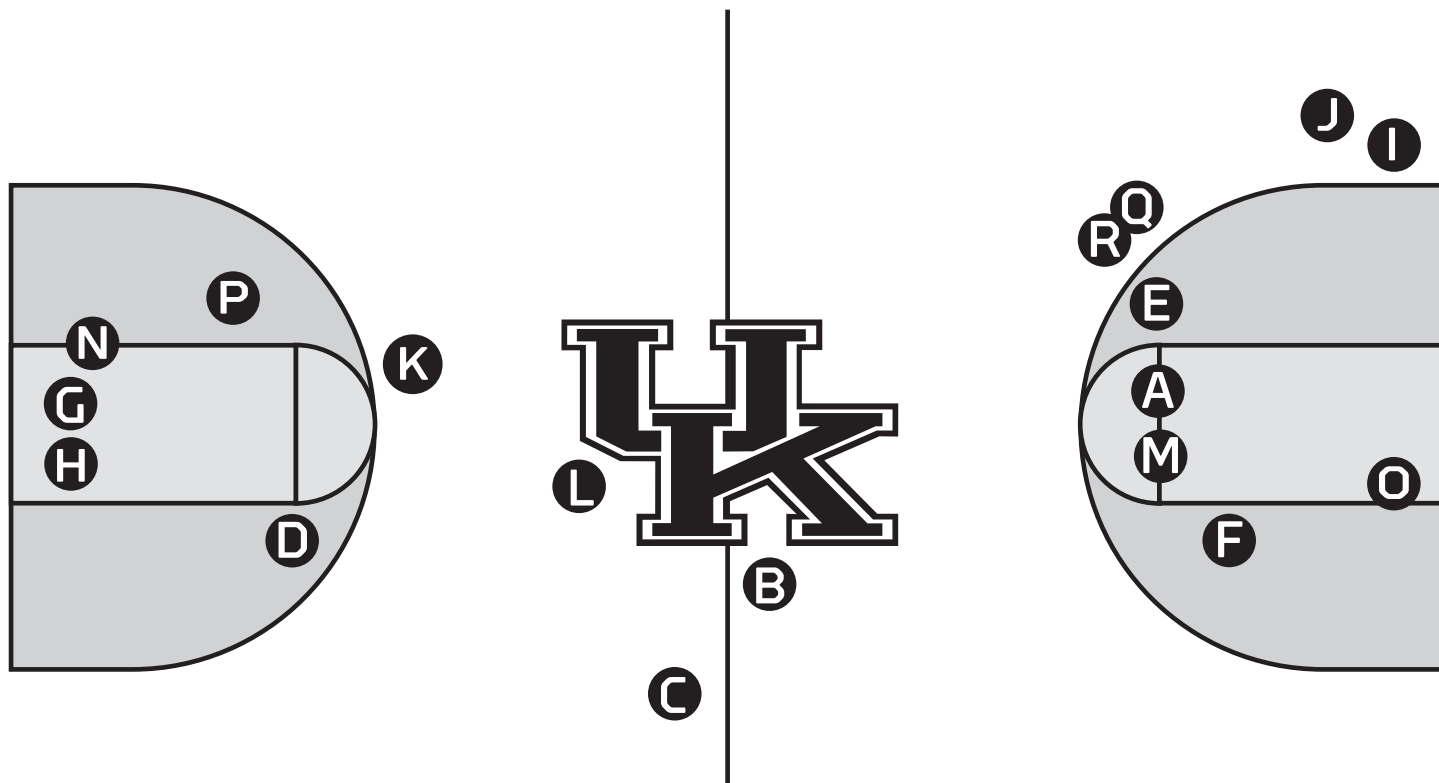
April 4, 2015

INDIANAPOLIS — Seeking revenge from the 2014 Final Four loss to the Wildcats, Wisconsin ended Kentucky's pursuit of perfection when UK shockingly let a late four-point lead slip away. The Wildcats twice rallied from deficits of eight points or more but ultimately came up short, ending the season 38-1, one game short of the national championship.

Wisconsin	36	35	—	71
Wichita St.	36	28	—	64



BIGGEST SHOTS



A. Ralph Beard

March 20, 1946 vs. Rhode Island

This free throw with 43 seconds left gave Adolph Rupp his first national title, 46-45.

B. Ralph Beard

Feb. 14, 1948 vs. Tennessee

The buzzer-beater is still one of the longest shots (52.5 feet) in UK history.

C. Vernon Hatton

Dec. 7, 1957 vs. Temple

Hatton's 47-foot bomb from midcourt tied the game at the end of the first overtime.

D. Terry Mobley

Dec. 31, 1963 vs. Duke

Mobley's shot, with seven seconds left, propelled UK past No. 1 Duke, 81-79.

E. Kyle Macy

Feb. 24, 1980 vs. LSU

Macy's jumper gave the Cats the 1980 SEC crown, 76-74 in overtime.

F. Kenny Walker

March 10, 1984 vs. Auburn

The sophomore's 15-footer at the buzzer defeated Charles Barkley's squad for the SEC tourney title.

G. Cedric Jenkins

Dec. 12, 1987 vs. Louisville

Jenkins' tip-in gave UK a 76-75 win against its arch rival.

H. Jeff Brassow

Dec. 23, 1993 vs. Arizona

Brassow tipped in a Rodrick Rhodes' miss as UK won the Maui Invitational, 93-92.

I. Walter McCarty

Feb. 15, 1994 vs. LSU

McCarty's 3-pointer capped a 31-point comeback against the Tigers.

J. Tony Delk

April 1, 1996 vs. Syracuse

His 3-pointer was part of a four-point play that lifted UK to its sixth NCAA title.

K. Scott Padgett

March 22, 1998 vs. Duke

The 3-pointer broke an 81-81 tie with 39.4 seconds left and capped a 17-point comeback.

L. Tayshaun Prince

Dec. 8, 2001 vs. North Carolina

This nearly 30-foot 3-point field goal from just inside the mid-court logo capped five consecutive 3-pointers by Prince to open the game.

M. Patrick Sparks

Dec. 18, 2004 at Louisville

Sparks' three free throws with no time remaining helped UK overcome a 16-point halftime deficit for a 60-58 win.

N. DeMarcus Cousins

March 14, 2010 vs. Mississippi State

Cousins' tip-in at the buzzer sent the game in overtime en route to UK's 26th SEC tourney title.

O. Brandon Knight

March 17, 2011 vs. Princeton

Knight's driving layup with two seconds remaining lifts UK to a 59-57 win in its NCAA tourney opener.

P. Brandon Knight

March 25, 2011 vs. Ohio State

Knight knocked down a jumper with five seconds remaining to beat No. 1 and top-seeded Ohio State 62-60 to advance to the Elite Eight.

Q. Aaron Harrison

March 30, 2014 vs. Michigan

Harrison hit a 3-pointer with less than four seconds remaining to beat No. 7 Michigan, 75-72, and advance to the Final Four.

R. Aaron Harrison

April 5, 2014 vs. Wisconsin

Harrison's heroics yet again lifted UK to the national championship game with a win over Wisconsin with a 3-pointer from nearly the identical spot as the one he hit against Michigan.



UNPARALLELED TRADITION

FEB. 18, 1903

State College (Kentucky) records its first win, an 11-10 decision over Lexington YMCA. The Wildcats finish the first season with a 1-2 record.

FEB. 18, 1909

With a 28-23 win over Cincinnati, Kentucky clinches its first winning season in school history. Following a "Senior Day" loss to Central University, the Wildcats end the year with a 5-4 record.

JANUARY 1910

E. R. Sweetland signs a three-year pact as State's director of athletics and its first basketball coach.

MARCH 1, 1912

Kentucky defeats Georgetown College, 19-18, to complete the season with a perfect 9-0 record and earn its first title as Southern champions.

MARCH 1, 1921

Kentucky upsets Tulane, Mercer, Mississippi A&M and Georgia to win the first Southern Intercollegiate Athletic Association basketball championship. Hundreds of Wildcats fans await "play-by-play" via telegraph and greet the team's train with a celebration and parade in downtown Lexington. It is believed to be the first college basketball tournament ever played.

SPRING 1921

Basil Hayden becomes UK's first All-America basketball player.

JAN. 26, 1921

The Wildcats beat Cincinnati, 26-19, for their 100th victory in program history.

DEC. 13, 1924

The Wildcats defeat Cincinnati in their first game in the new 2,800-seat, \$100,000 Alumni Gymnasium.

MARCH 21, 1930

A Freeport, Ill., high school coach named Adolph Rupp is named head basketball coach at the University of Kentucky.

DEC. 18, 1930

UK defeats Georgetown College, 67-19, for the first of Adolph Rupp's 876 victories.

FEB. 28, 1933

UK wins the first Southeastern Con-

ference Tournament championship by defeating Mississippi State, 46-27, in Atlanta.

FEB. 17, 1934

UK establishes a national record with its 23rd consecutive win (47-27 over Vanderbilt). Near riot erupts as fans vie for seats in Alumni Gym.

FEB. 14, 1938

Joe Hagan's 48-foot shot with 12 seconds left lifts the Wildcats over Marquette, 35-33. After the game, Gov. A. B. "Happy" Chandler pounds a nail into the floor to mark the spot where the shot was taken.

MARCH 20, 1942

After winning its sixth SEC championship, UK wins its first NCAA Tournament game, 46-44, over Illinois.

MARCH 20, 1946

UK wins Rupp's first national title with a 46-45 victory over Rhode Island.

MARCH 24, 1947

Before a Madison Square Garden record crowd of 18,493, Wat Misaka holds Ralph Beard to two points and Utah ends the Wildcats' bid for back-to-back NIT championships.

MARCH 23, 1948

Adolph Rupp's "Fabulous Five" wins UK's first NCAA championship, 58-42, over Baylor. The team is met in Lexington by 15,000 fans and given a parade on a fire truck.

AUG. 13, 1948

The U.S. Olympic basketball team, featuring Kentucky's "Fabulous Five," wins the gold medal by defeating France, 64-21, at Wembley Stadium in London.

MARCH 8, 1949


Kentucky ends the year ranked No. 1 in the first season of the Associated Press basketball poll.

MARCH 26, 1949

UK wins its second consecutive NCAA championship, defeating Oklahoma A&M, 46-36, in Seattle.

DEC. 1, 1950

UK plays its first game in the new, \$3.9 million, 11,500-seat Memorial Coliseum. Skeptics label the building a "white elephant."



Vernon Hatton hit one of the most memorable shots in Kentucky basketball history when he sunk a shot from half court in a triple overtime win over Temple on Dec. 7, 1957.

MARCH 27, 1951

UK wins its third NCAA title, defeating Kansas State, 68-58, in the finals in Minneapolis.

1952-53

UK's season is suspended by the NCAA.

DEC. 5, 1953

Cawood Ledford broadcasts his first game as the radio "Voice of the Wildcats."

MARCH 9, 1954

Kentucky beats LSU, 63-56, in an SEC playoff game to cap a perfect 25-0 season and finish with the nation's No. 1 ranking.

JAN. 8, 1955

Fans are stunned as Georgia Tech defeats UK, 59-58, in Memorial Coliseum, ending a 129-game home winning streak that still stands as a national record.

DEC. 7, 1957

What was then referred to as "the longest game in UK history" proves fruitful for the Wildcats as they defeat Temple 85-83 in three overtimes. Vernon Hatton scores UK's final six points to edge the Owls.

MARCH 21, 1958

In the Wildcats' first game in Freedom Hall, Vernon Hatton's layup with 17 seconds left pushes the Wildcats past Temple, 61-60, and into the NCAA championship game.

MARCH 22, 1958

UK wins its fourth NCAA title by defeating Seattle, 84-72, in Louisville. The "Fiddlin' Five" is led by Vernon Hatton's 30 points. The win gives Rupp his most coveted title, the one he vowed to win after the NCAA had suspended UK's 1953 season.

MARCH 19, 1966

In one of the biggest upsets in NCAA Tournament history, top-ranked UK, featuring "Rupp's Runts," loses in the NCAA championship game, 72-65, to Texas Western.

JAN. 27, 1968

At the time, it was believed that Adolph Rupp became college basketball's all-time winningest coach when the Wildcats overcome a record-setting 52-point performance by LSU's Pete Maravich to defeat the Tigers, 121-95. Years later, it is discovered that he had achieved that feat on Feb. 18, 1967, with a 103-74 win over Mississippi State.

**JAN. 18, 1969**

On the road against its longtime rival, UK becomes the first team in college basketball history to win 1,000 games, defeating Tennessee, 69-66.

JUNE 9, 1969

Tom Payne, a 7-foot All-American from Louisville, becomes the first black player to sign with the University of Kentucky.

FEB. 28, 1970

Dan Issel becomes UK's first player to score 2,000 career points as UK defeats Vanderbilt, 90-86.

MARCH 14, 1970

Dan Issel scores his 2,138th point, etching his name into the record books as UK's all-time leading scorer. The top-ranked Wildcats are upset by Jacksonville, 106-100, in the NCAA Tournament.

MARCH 18, 1972

Adolph Rupp coaches his last game at UK, a 73-54 loss to Florida State in the NCAA Tournament.

DEC. 2, 1972

Joe B. Hall coaches his first game as head coach at UK, a 75-66 win at Michigan State. UK goes on to win the SEC championship and finish 22-8 during Hall's inaugural season.

MARCH 22, 1975

UK upsets undefeated Indiana in the Midwest Regional semifinals to earn a trip to the Final Four. Before the title game with UCLA, legendary coach John Wooden announces his retirement. The Bruins go on to defeat UK, 92-85, on March 31.

MARCH 8, 1976

Jack Givens keys a late rally as UK outlasts Mississippi State, 94-93 in overtime, in the last game played at Memorial Coliseum.

MARCH 21, 1976

UK wins its second NIT championship by defeating North Carolina-Charlotte, 71-67 in New York.

Nov. 27, 1976

UK defeats Wisconsin, 72-64, in the new 23,000-seat, \$53 million Rupp Arena. Rick Robey scores the first field goal in Rupp with 19:30 left to play in the first half.

DEC. 10, 1977

As top-ranked UK is defeating Kansas on "Adolph Rupp Night" in Allen Field House on Naismith Drive in Law-

rence, Kansas, Rupp dies. Thousands participate in the funeral procession in Lexington.

MARCH 27, 1978

Jack "Goose" Givens scores 41 points as UK wins its fifth NCAA championship, 94-88, over Duke in St. Louis. More than 10,000 fans greet the team at Blue Grass Airport and 15,000 more celebrate at Memorial Coliseum.

MARCH 26, 1983

In the first meeting between the schools in 24 years, Louisville defeats UK 80-68 in overtime to earn a trip to the Final Four.

MARCH 31, 1984

Georgetown outscores UK 23-2 at the start of the second half to defeat the Wildcats, 53-40, in the NCAA semifinal game in Seattle.

MARCH 22, 1985

Joe B. Hall announces his retirement after UK loses to St. John's, 86-70, in the NCAA West Regional in Denver.

Nov. 22, 1985

Eddie Sutton coaches his first game at Kentucky, a 77-58 win over Northwest-ern (La.) State.

DEC. 29, 1986

Following the Wildcats' 85-51 win at Louisville on Dec. 27, more than 19,000 fans fill Freedom Hall for a Kentucky practice to usher in the era of school-boy legend Rex Chapman.

MARCH 10, 1989

Kentucky finishes the year with a 13-19 record, its first losing mark in 61 seasons.

MARCH 19, 1989

In the wake of an NCAA investigation, Eddie Sutton resigns as UK basketball coach.

MAY 19, 1989

The NCAA places Kentucky's basketball program on probation.

JUNE 2, 1989

Rick Pitino is named head basketball coach at Kentucky.

JUNE 13, 1990

Rick Pitino makes history by naming Bernadette Locke, a former assistant for the Georgia Lady Bulldogs basketball team, to his coaching staff at Kentucky.

MARCH 2, 1991

Before a crowd of 24,310 at Rupp Arena, Kentucky defeats Auburn, 114-93,

to claim the best record in the SEC and end its two-year probation.

MARCH 15, 1992

Eligible for postseason play for the first time in three years, Kentucky dominates Alabama, 80-54, to take its 16th SEC Tournament championship.

MARCH 28, 1992

In what many call the "best NCAA Tournament game ever," Kentucky takes defending NCAA champion Duke into overtime before losing 104-103 in the East Regional finals in Philadelphia. A last-second shot by Christian Laettner sends Duke to the Final Four and breaks the hearts of Wildcat fans everywhere. It is Cawood Ledford's last game as the "Voice of the Wildcats."

APRIL 3, 1993

Kentucky faces Michigan in the NCAA semifinals, marking UK's 10th Final Four appearance. An 81-78 overtime loss to the Wolverines ends Kentucky's season at 30-4 and marks All-American Jamal Mashburn's last game in UK blue.

FEB. 15, 1994

Trailing by 31 points with 15:34 remaining in the game at LSU, the Wildcats pull off a "Mardi Gras" miracle. Connecting on 11 three-pointers and outscoring the Bayou Bengals 62-27 during the final 15:34, UK storms back to a 99-95 victory, the greatest comeback in UK history.

MARCH 2, 1996

With a 101-63 victory over Vanderbilt in Rupp Arena on Senior Day, UK becomes the first team in 40 years to finish with a perfect record in the SEC, a 16-0 sweep. It marks the Wildcats' 25th win in a row, tying the school record for consecutive wins in a season. Two games later, they set the new record at 27 games.

APRIL 1, 1996

After avenging an early-season loss to UMass with a win in the NCAA semifinals two days before, UK squashes a late Syracuse rally to win its sixth national title, 76-67.

MAY 20, 1996

The championship squad makes an official visit to the White House at the invitation of President Clinton. Tony Delk and Mark Pope present President Clinton and Vice President Al Gore with UK jerseys.

MARCH 31, 1997

Despite losing its star, Derek Anderson, to a knee injury on Jan. 18, UK

returns to defend its NCAA title in the national championship game, falling in overtime to Arizona, 84-79. It would be the final game with Rick Pitino as coach.

MAY 6, 1997

Rick Pitino announces his resignation at Kentucky to take the challenge of rebuilding one of the NBA's most storied franchises, the Boston Celtics.

MAY 12, 1997

UK's director of athletics, C.M. Newton, introduces Orlando "Tubby" Smith as head coach.

Nov. 20, 1997

It is the dawning of an era as new head coaches Tubby Smith and Morehead State's Kyle Macy tip off the season in Rupp Arena. Smith wins his first game at UK, 88-49, over the former UK All-American and his Eagles.

MARCH 22, 1998

In one of the most anticipated matchups of the NCAA Tournament, UK roars back from a 17-point deficit with 9:38 remaining to defeat Duke, 86-84. The victory buries the nightmare of UK-Duke '92 and advances the Wildcats to their third straight Final Four.

MARCH 30, 1998

The "Comeback Cats" rally from a 10-point halftime deficit to defeat Utah, 78-69, winning UK's second national title in three years, its seventh overall.

SEPT. 5, 2001

After a long illness, Cawood Ledford dies at his home in Harlan. A planned tribute at Rupp Arena is canceled following the "9/11" terrorists attacks.

MARCH 16, 2003

After running the table in regular-season SEC play, Kentucky defeats Mississippi State, 64-57, in the finals of the SEC Tournament to secure its 24th league tourney crown and complete a 19-0 season sweep of conference opponents. It marks the first time the feat had been accomplished in 51 seasons.

APRIL 6, 2007

Billy Gillispie is named Kentucky's new head basketball coach. He is introduced to a crowd of more than 4,000 fans at a pep rally announcing his hiring. Gillispie replaces Tubby Smith, who left after 10 seasons at the helm of Kentucky basketball to become the head coach at Minnesota.



Jodie Meeks scored a record-setting 54 points vs. Tennessee on Jan. 13, 2009.

MARCH 31, 2008

Longtime Kentucky basketball manager Bill Keightley passes away at the age of 81 in Cincinnati. Affectionately known as "Mr. Wildcat," he had been associated with the Wildcats' basketball program since 1962. Keightley, who manned the "Bill Keightley Equipment Room" in Memorial Coliseum, was as much a fixture around UK basketball as the seven national championship trophies on display in the Joe Craft Center. A crowd of more than 3,000 pay their respects at a tribute to Mr. Keightley held in Rupp Arena. Former players, coaches and managers travel from across the country to eulogize him.

JAN. 13, 2009

In one of the most memorable individual moments in program history, Jodie Meeks rewrites the record books in a 90-72 win at Tennessee, pouring in 54 points on 15-of-22 shooting. Meeks' historic night breaks Dan Issel's 39-year school record for most points in a single game.

APRIL 1, 2009

The University of Kentucky names John Calipari the 22nd coach in UK basketball history. Calipari vows to make Kentucky a "players-first" program.

DEC. 21, 2009

Kentucky becomes the first program in college basketball history to reach the 2,000-win plateau. The Wildcats defeat Drexel, 88-44, to achieve the milestone.

MARCH 22, 2010

John Wall, who averages 16.6 points and 6.5 assists en route to leading UK to the Elite Eight, becomes the first player in UK's illustrious history to win one of the primary national player of the year awards when he's awarded the Adolph Rupp Trophy.

JUNE 24, 2010

Kentucky makes history again when the Wildcats send five players to the first round of the NBA Draft. John Wall becomes the first No. 1 pick in program history when he is selected by the Washington Wizards with the top overall pick. DeMarcus Cousins is selected fifth by the Sacramento Kings, Patrick Patterson goes 14th to the Houston Rockets, Eric Bledsoe is picked 18th by the Oklahoma City Thunder and Daniel Orton is selected 29th by the Orlando Magic.

APRIL 2, 2011

Kentucky makes its 14th Final Four appearance in school history. The Wildcats face Connecticut in the

semifinal matchup, falling 55-56 to the eventual 2011 NCAA champion.

Nov. 11, 2011

Kentucky defeats Marist 108-58 in the season opener to secure the 34th consecutive win in Rupp Arena under John Calipari, setting a new record for consecutive wins in the building. Calipari would go on to win his first 54 games in Rupp Arena as UK's coach, the longest win streak in venue history.

MARCH 4, 2012

Kentucky closes out the 2011-12 season with a 74-59 win at Florida capping a perfect 16-0 run through the SEC. It marks the third time a UK team has gone 16-0 in league play and the first time since the 2003 squad turned the trick.

APRIL 2, 2012

The Wildcats bring home the school's eighth national championship after posting a 67-59 win over the Kansas Jayhawks. Doron Lamb leads all scorers on 7-of-12 shooting. National Player of the Year Anthony Davis tallies only six points, but he earns Final Four Most Outstanding honors after pulling down 16 rebounds.

JAN. 29, 2013

Nerlens Noel has a night for the ages, registering a school-record 12 blocked shots a victory at Ole Miss. Noel collects his fourth foul with 9:52 left in the game and then proceeds to register six blocks over the final 5:28 to help the Cats preserve an 87-74 victory over the 16th-ranked Rebels.

JUNE 28, 2012

The Wildcats set an NBA Draft record with six players picked in the 2012 NBA Draft. Anthony Davis becomes the second UK player to be picked No. 1 overall.

APRIL 7, 2014

Kentucky sparks an exciting run to the national championship game with five freshman starters. UK, playing as an eight seed, knocks off four straight top-five seeds all by five points or less to become the first team to win five games in an NCAA Tournament by such a small margin. Freshman sharpshooter Aaron Harrison hits the game-winning 3-pointer in successive victories over Louisville, Michigan and Wisconsin in the final minute of play of each contest. UK eventually loses to UConn in the title game by a 60-54 score.

MARCH 7, 2015

Playing under a two-platoon system for most of the year, the Wildcats complete the regular season 31-0 with a victory over Florida, becoming the first team from a "power five" conference to go undefeated in the regular season since Indiana did it in 1976. UK completes the SEC season with an 18-0 record and goes on to win the SEC Tournament championship, its 28th title. The Wildcats eventually post a 38-0 record to reach the Final Four, the first team in college basketball history to record such a record, before losing to Wisconsin in the national semifinals.

JUNE 25, 2015

Continuing a record-setting recent run of draft picks, six more Wildcats are selected in the 2015 NBA Draft, tying UK's own 2012 record mark. Karl-Anthony Towns becomes the third UK player in program history to go No. 1, and an NBA-record-tying four Wildcats are taken in the lottery.

CELEBRATING 19 NBA FIRST-ROUND DRAFT PICKS AND FOUR FINAL FOURS IN THE FIRST SIX SEASONS UNDER HALL OF FAME COACH JOHN CALIPARI

KENTUCKY



VENUES

JULIUS RANDLE JAMES YOUNG 2014 NCAA RUNNER-UP KARL-ANTHONY TOWNS WILLIE CAULEY-STEIN TREY LYLES DEVIN BOOKER 2015 NCAA FINAL FOUR



RUPP ARENA



Adolph Rupp is synonymous with winning. As coach of Kentucky, he was a pioneer in the Wildcats' fast-break offense while becoming the winningest coach the game had ever seen.

The site that now serves as a tribute to his outstanding coaching accomplishments – Rupp Arena – has become one of the most recognizable gymnasiums in the world while serving as home to college basketball's most storied program.

Now in its 40th season as the Kentucky Wildcats' home court, the facility has seen UK win 89 percent of its home games since it was opened in 1976.

Long considered the mecca of college basketball, Rupp Arena will receive a \$15 million technology upgrade over the next two seasons that will enhance the fan experience. New ribbon boards around the second tier of the bowl will be installed before the 2015-16 season, and new video boards in each of the four corners will be installed at points throughout the year. By the 2016-17 season, Rupp Arena will feature a new center-hung scoreboard, new lighting, new audio system and Wi-Fi for fans.

Following the 2012 season, the Wildcats received a \$3.1 million renovation to their locker room. Funded with private donations, the facility features the actual floor from the 2012 championship game. It has its own kitchen and dining area, as well as hot and cold tubs inlaid with the UK logo. There is also a recruiting room that is available to all 22 sports at the University of Kentucky.

Since the fall of 1976, the arena in downtown Lexington has served as home to four national-championship teams at Kentucky. Six others have advanced to the Final Four. Twelve seasons have witnessed the Cats go unbeaten at home.

It has played host to more than 500 UK games, more than 30 KHSAA Sweet Sixteens, a number of NBA exhibitions, 12 NCAA Tournaments, three Southeastern Conference Tournaments and two Ohio Valley Conference Tournaments.

A new floor was installed in 2001. With so many unforgettable moments, the old floor still maintained a value to hoop fans across the Bluegrass and beyond. Therefore, officials made pieces of the relic available for public sale, with proceeds going to the UK Basketball Museum, the KHSAA and to help offset the costs of the new playing floor. Thanks to an auction of additional sections, like coaching boxes and lettered end zones, the old floor generated more than \$250,000. Midcourt of the old floor rests in the main entrance of the Lexington Center.

The new portable basketball court, adorned with the official interlocking UK logo at midcourt, was designed by both UK officials and the Lexington Center Corporation. Robbins, Inc., in Cincinnati constructed it in 2001 at a cost of \$125,000. When assembled, it lies 118 feet below the ceiling and is made of a high-grade northern maple. The floor can be removed and an ice rink can be constructed for ice shows or hockey

games thanks to a \$2.5 million renovation during the summer of '96.

But the playing surface is just one aspect of the impressive home of the Cats. Situated in downtown Lexington, Rupp Arena has played host to several premier basketball events. In March of 1985, all roads led to Lexington for the NCAA Final Four as Villanova shocked Georgetown in a memorable finale.

In 1986, Rupp played host to both the SEC Tournament and the NCAA Women's Final Four. On numerous other occasions, the arena has served as one stop en route to the NCAA title game. Starting in 2016, Rupp Arena will host three straight NCAA women's regional rounds.

An awesome structure in sight and scope, the arena is divided into two seating areas. The lower level features 10,000 cushioned theater seats. The upper level has 13,000 seats on epoxy-coated metal bleachers. The latter can be visually isolated to provide more natural setting for small shows.

Built by the city of Lexington, the arena is the major portion of the \$53 million Lexington Center complex, which includes an expanded convention-exhibition hall, a 50-store tri-level enclosed shopping mall and a Hyatt Regency Hotel.

In January 2001, the Wildcats began utilizing a new lights-out introduction, featuring a video presentation and indoor fireworks.



NOW IN ITS
40TH SEASON
 AS THE HOME COURT OF
KENTUCKY BASKETBALL,
 THE FACILITY HAS SEEN UK WIN
89 PERCENT
 OF ITS HOME GAMES SINCE
 IT WAS OPENED IN
1976.

RUPP ARENA FACTS

Capacity: 23,000

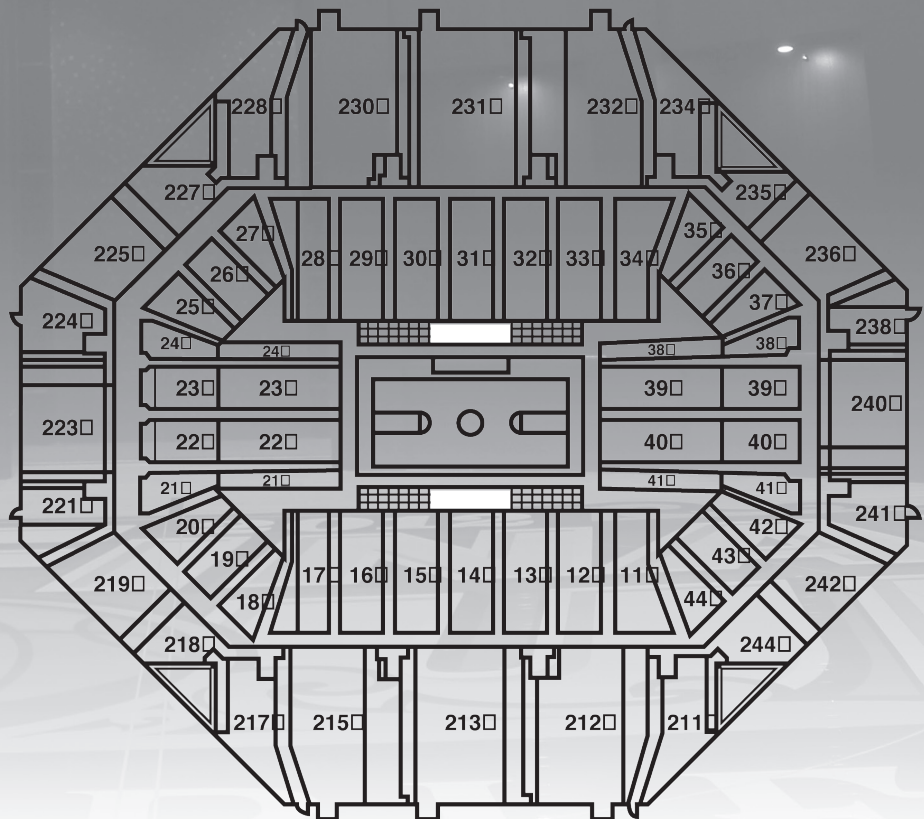
UK's record: 529-64 (.892)

Most Wins in a Season: 19 (2014-15)

Longest Winning Streak:
 54 (11/13/09 to 12/1/12)

PACKED TO THE RAFTERS

- Kentucky has led the nation in average home attendance in 17 of the last 20 seasons
- Since Rupp Arena opened for the 1976-77 season, UK has ranked either first or second in average attendance every season
- The Wildcats led the nation in total home attendance during the 2014-15 season with 447,874 fans attending UK's 19 games at Rupp Arena
- UK has averaged more than 23,000 fans per game in five of John Calipari's six seasons at Kentucky





RUPP ARENA RECORDS

TEAM	KENTUCKY	OPPONENT
Points in a Game	127 vs. LSU (3-4-1995)	116, UL Lafayette (12-23-1989)
Points in a Half	68 (2nd) vs. Eastern Kentucky (12-8-1993) 68 (2nd) vs. Tennessee State (12-30-2002)	67, (2nd) UL Lafayette (12-23-1989)
Margin of Victory	74 vs. Tennessee-Martin (11-26-1994)	35, LSU (1-18-1987)
Field Goals	49 vs. Kentucky State (12-15-2001)	41, UL Lafayette (12-23-1989)
Field Goals Attempted	103 vs. UL Lafayette (12-23-1989)	89, UL Lafayette (12-23-1989)
Field Goal Percentage	.722 vs. Mississippi State (2-15-1986)	.650, Northwestern State (11-22-1985)
3-Point Goals	20 vs. LSU (3-4-1995)	18, Sam Houston State (11-19-2009)
3-Point Goals Attempted	53 vs. UL Lafayette (12-23-1989)	38, Sam Houston State (11-19-2009)
3-Point Goal Percentage	.692 vs. Drexel (12-21-2009)	.714, Austin Peay (11-29-1986) .714 Alabama (1-21-2012)
Free Throws	44 vs. Vanderbilt (1-19-1980)	41, Arkansas (1-25-1992)
Free Throws Attempted	56 vs. Mississippi State (2-28-1977)	49, Arkansas (1-25-1992)
Free Throw Percentage	1.000 vs. Austin Peay (12-19-2009) 1.000 vs. Florida (2-7-2012)	1.000, East Tennessee State (12-21-1984) 1.000, Hartford (12-29-2009) 1.000, Boise State (12-10-2013)
Rebounds	62 vs. Bowling Green (12-17-1976) 62 vs. Morehead State (12-16-1995)	62, UL Lafayette (12-23-1989)
Assists	33 vs. Kentucky State (12-15-2001)	25, Georgia (2-24-1985)
Turnovers	29 vs. Eastern Kentucky (12-5-2000)	42, Tennessee-Martin (11-26-1994)
Blocked Shots	18 vs. St. John's (12-1-2011)	19, Villanova (12-4-1982)
Steals	23 vs. Mississippi State (2-3-1991) 23 vs. Tennessee-Martin (11-26-1994)	19, Villanova (12-4-1982)
Personal Fouls	35 vs. Auburn (2-4-1981)	36, LSU (1-25-1982)

INDIVIDUAL	KENTUCKY	OPPONENT
Points	40, Derrick Miller vs. Vanderbilt (2-7-1990)	45, David Robinson, Navy (1-25-1987)
Field Goals	15, Patrick Patterson vs. Tenn St. (12-22-2008) 15, Derrick Miller vs. Vanderbilt (2-7-1990)	17, Freeman Williams, Portland State (1-16-1977)
Field Goals Attempted	28, Derrick Miller vs. Vanderbilt (2-7-1990)	40, Freeman Williams, Portland St. (1-16-1977)
3-Point Goals	9, Tony Delk vs. TCU (1-20-1996)	11, Corey Allmond, Sam Houston St. (11-19-2009)
3-Point Goals Attempted	18, Derrick Miller vs. Tennessee Tech (12-6-1989)	17, Chris Jackson, LSU (2-15-1990) 17, Vincent Yarbrough, Tennessee (2-19-2002)
Free Throws	18, Dwight Anderson vs. Miss.State (2-12-1979)	16, Dan Cross, Florida (2-18-1995)
Free Throws Attempted	23, Dwight Anderson vs. Miss. State (2-12-1979)	18, Ronnie Williams, Florida (1-17-1983)
Rebounds	20, Chris Mills vs. Miami (Ohio) (12-17-1988) 20, Jared Prickett vs. Arkansas (2-9-1994)	19, Bernard King, Tennessee (1-12-1977)
Assists	16, John Wall vs. Hartford (12-29-2009)	11, Spud Webb, N.C. State (1-5-1985)
Blocked Shots	9, Willie Cauley-Stein vs. Boise State (12-10-2013) 9, Sam Bowie vs. Vanderbilt (2-21-1981) 9, Andre Riddick vs. LSU(3-14-1993)	10, David Robinson, Navy (1-25-1987)
Steals	8, Rajon Rondo vs. Mississippi State (2-19-2005)	7, Michael Johnson, Alaska (12-28-1987) 7, Arizona Reid, High Point (11-29-2005)

MISCELLANEOUS	
Win-Loss	529-64 (.892)
Most Combined Points	229 vs. UL Lafayette, (12-23-1989; ULL 116, UK 113 ot)
Most Wins in a Season	19 - 2014-15
Most Losses in a Season	6 - 2008-09, 1988-89
Longest Winning Streak	54 - Nov. 13, 2010 to Dec. 1, 2012
Longest Losing Streak	2 - Feb. 11, 1989 to Feb. 22, 1989; Dec. 23, 1989 to Jan. 10, 1990; Jan. 10, 2006 to Jan. 14, 2006; Jan. 31, 2009 to Feb. 3, 2009; Feb. 28, 2009 to March 4, 2009
100-Point Games by Kentucky	56 last, Auburn (2/21/2015)
Largest Attendance	24,479 vs. Louisville (1/2/2010)



KENTUCKY GAME ATTENDANCE

ANNUAL HOME ATTENDANCE

YEAR	SITE	GMS	ATT.	AVG.	YEAR	SITE	GMS	ATT.	AVG.	YEAR	SITE	GMS	ATT.	AVG.
2014-15	Rupp	19	447,874*	23,572	1992-93	Rupp	16	382,869	23,929	1970-71	Memorial	13	152,471	11,728
2013-14	Rupp	18	413,350	22,964	1991-92	Rupp	17	403,847	23,755	1969-70	Memorial	15	181,295	12,086
2012-13	Rupp	18	415,775	23,099•	1990-91	Rupp	13	312,329	24,025	1968-69	Memorial	13	165,600	11,821
2011-12	Rupp	18	426,978	23,721•	1989-90	Rupp	15	346,869	23,125	1967-68	Memorial	16	178,000	11,333
2010-11	Rupp	15	354,046	23,603•	1988-89	Rupp	14	306,524	21,895	1966-67	Memorial	13	136,588	10,502
2009-10	Rupp	18	433,989	24,110 •*	1987-88	Rupp	17	393,725	23,160	1965-66	Memorial	13	149,571	11,505
2008-09	Rupp	19	422,547	22,239•	1986-87	Rupp	15	345,718	23,048	1964-65	Memorial	14	151,000	10,786
2007-08	Rupp	18	405,964	22,554•	1985-86	Rupp	18^	407,290	22,627	1963-64	Memorial	14	165,650	11,117
2006-07	Rupp	16	374,737	23,421•	1984-85	Rupp	14	320,926	22,923	1962-63	Memorial	15	153,132	10,208
2005-06	Rupp	15	341,445	22,763•	1983-84	Rupp	16	380,453•	23,778•	1961-62	Memorial	16	165,495	10,343
2004-05	Rupp	15	337,796	22,520	1982-83	Rupp	15^	356,766	23,785•	1960-61	Memorial	14	129,978	9,284
2003-04	Rupp	13	295,227	22,710•	1981-82	Rupp	16	371,093•	23,193•	1959-60	Memorial	13	138,995	10,692
2002-03	Rupp	13	289,526	22,271•	1980-81	Rupp	15	354,996•	23,666•	1958-59	Memorial	15	177,824	11,855
2001-02	Rupp	15	315,203	21,014•	1979-80	Rupp	15	352,511•	23,501•	1957-58	Memorial	13	124,461	9,574
2000-01	Rupp	12	261,435	21,786•	1978-79	Rupp	15	351,042•	23,338•	1956-57	Memorial	14	129,733	9,266
1999-00	Rupp	14	314,267	22,448•	1977-78	Rupp	16	373,403	23,338•	1955-56	Memorial	13	126,104	9,700
1998-99	Rupp	13	303,771	23,367•	1976-77	Rupp	14	312,527•	22,323•					
1997-98	Rupp	12	287,354	23,946•	1975-76	Memorial	12	138,135	11,511					
1996-97	Rupp	13	309,457	23,804•	1974-75	Memorial	12	138,098	11,539					
1995-96	Rupp	13	310,633	23,895•	1973-74	Memorial	12	130,755	10,896					
1994-95	Rupp	13	309,477	23,806	1972-73	Memorial	12	150,856	11,604					
1993-94	Rupp	14	326,474	23,320	1971-72	Memorial	13	150,297	11,561					

• Nation's season high
 ^ Includes 3 SEC Tournament games
 * Rupp Arena Record



Nerlens Noel serves as the celebrity "Y," a Rupp Arena tradition.

LARGEST RUPP ARENA CROWDS (UK GAMES)

No.	ATT.	DATE	OPPONENT	SCORE	W/L
1.	24,479	Jan. 2, 2010	Louisville	71-62	W
2.	24,468	Dec. 5, 2009	North Carolina	68-66	W
3.	24,465	Feb. 10, 2007	Florida	61-64	L
4.	24,459	Feb. 4, 2003	Florida	70-55	W
5.	24,432	Dec. 17, 2005	Louisville	73-61	W
6.	24,428	March 7, 2015	Florida	67-50	W
7.	24,425	Feb. 15, 2014	Florida	69-59	L
8.	24,416	Feb. 28, 2015	Arkansas	84-67	W
9.	24,411	Feb. 28, 2009	LSU	70-73	L
10.	24,406	Dec. 13, 2014	North Carolina	84-70	W
11.	24,402	Feb. 13, 2010	Tennessee	73-62	W
12.	24,398	Dec. 3, 2011	North Carolina	73-72	W
13.	24,396	Dec. 28, 2013	Louisville	73-66	W
14.	24,394	Feb. 21, 2009	Tennessee	77-58	W
15.	24,389	Feb. 7, 2012	Florida	78-58	W



2015-16 KENTUCKY MEN'S BASKETBALL

KENTUCKY GAME ATTENDANCE

HIGH SCHOOL GAMES

NO.	ATT.	DATE	GAME(S)
1.	24,041	Mar. 27, 1987	LaRue Co. vs. Clay Co. Madison Central vs. Oldham Co.
2.	23,965	Mar. 12, 1999	Scott Co. vs. Madison Central Fleming Co. vs. Paducah Tilghman
3.	23,275	Mar. 16, 1991	Lou. Fairdale vs. Lex. Tates Creek
4.	22,344	Mar. 17, 2000	Iroquois vs. Scott Co. Lexington Catholic vs. Male
5.	22,175	Mar. 20, 1993	Marion Co. vs. Paul Dunbar
6.	22,001	Mar. 20, 2004	Mason Co. vs. Warren Central
7.	21,048	Mar. 19, 2009	Elliott Co. vs. Anderson Co. Shelby Valley vs. Mason Co.
8.	20,904	Mar. 26, 1982	Laurel Co. vs. Oldham Co. Virgie vs. Mason Co.
9.	20,764	Mar. 21, 1981	Simon Kenton vs. Mason Co.
10.	20,707	Mar. 20, 2009	Elliott Co. vs. Shelby Valley Holmes vs. Lexington Catholic

LARGEST CROWDS AT ANY UK GAME

NO.	ATT.	ARENA	DATE	GAME/SCORE
1.	79,444	AT&T Stadium, Arlington, Texas	April 5, 2014	UK 74, Wisconsin 73
2.	79,238	AT&T Stadium, Arlington, Texas	April 7, 2014	UConn 60, UK 54
3.	78,129	Ford Field, Detroit	Dec. 13, 2003	UK 79, Michigan State 74
4.	75,421	Reliant Stadium, Houston	April 2, 2011	UConn 56, UK 55
5.	73,361	Mercedes-Benz Superdome	March 31, 2012	UK 69, Louisville 61
6.	72,238	Lucas Oil Stadium, Indianapolis	April 4, 2015	Wisconsin 71, UK 64
7.	70,913	Mercedes-Benz Superdome	April 2, 2012	UK 67, Kansas 59
8.	64,151	Superdome, New Orleans	April 3, 1993	Michigan 81, UK 78 (OT)
9.	47,028	RCA Dome, Indianapolis	March 29, 1997	UK 78, Minnesota 69
	47,028	RCA Dome, Indianapolis	March 31, 1997	Arizona 84, UK 79*
11.	45,217	RCA Dome, Indianapolis	Dec. 3, 1988	Notre Dame 81, UK 65
12.	43,601	RCA Dome, Indianapolis	Dec. 5, 1987	UK 82, Indiana 76
13.	42,519	Edward Jones Dome, St. Louis	March 21, 1999	Michigan St. 73, UK 66
14.	42,440	Edward Jones Dome, St. Louis	March 19, 1999	UK 58, Miami (OH) 43
15.	41,072	Lucas Oil Stadium, Indianapolis	March 28, 2014	UK 74, Louisville 69





COLLEGE TOURNAMENTS IN RUPP ARENA

NCAA TOURNAMENTS

1977: Midwest Region

Michigan 86, Detroit 81 (semi)
Charlotte 81, Syracuse 59 (semi)
Charlotte 75, Michigan 68 (final)

1980: Midwest Region

Duke 55, Kentucky 54 (semi)
Purdue 76, Indiana 69 (semi)
Purdue 68, Duke 60 (final)

1984: Midwest Region

Kentucky 72, Louisville 67 (semi)
Illinois 72, Maryland 70 (semi)
Kentucky 54, Illinois 51 (final)

1985: NCAA Final Four

Georgetown 77, St. John's 59 (semi)
Villanova 52, Memphis 45 (semi)
Villanova 66, Georgetown 64 (final)

1989: Southeast Region

Virginia 86, Oklahoma 80 (semi)
Michigan 92, North Carolina 87 (semi)
Michigan 102, Virginia 65 (final)

1992: Southeast Region

Ohio State 80, North Carolina 73 (semi)
Michigan 75, Oklahoma St. 72 (semi)
Michigan 75, Ohio State 71 (OT) (final)

1994: Southeast Region

Purdue 98, Central Florida 67 (1st Rd)
Alabama 76, Providence 70 (1st Rd)
WF 68, Col. Of Charleston 58 (1st Rd)
Kansas 102, Chattanooga 73 (1st Rd)
Purdue 83, Alabama 73 (2nd Rd)
Kansas 69, Wake Forest 58 (2nd Rd)

1996: Southeast Region

Mississippi St. 60, UConn 55 (semi)
Cincinnati 87, Georgia Tech 70 (semi)
Mississippi St. 73, Cincinnati 63 (final)

1998: South Region

Duke 99, Radford 63 (1st Rd)
Oklahoma St. 74, GW 59 (1st Rd)
Syracuse 63, Iona 61 (1st Rd)
New Mexico 79, Butler 62 (1st Rd)
Duke 79, Oklahoma St. 73 (2nd Rd)
Syracuse 56, New Mexico 62 (2nd Rd)

2002: South Region

Indiana 73, Duke, 72 (semi)
Kent State 78, Pittsburgh 73 (semi)
Indiana 81, Kent State 69 (final)

2007: South Region

Louisville 78, Stanford 58 (1st Rd)
Texas A&M 68, Penn 52 (1st Rd)
Ohio State 78, C. Conn. St. 57 (1st Rd)
Xavier 79, BYU 77 (1st Rd)
Ohio State 78, Xavier 71 [OT] (2nd Rd)
Texas A&M 72, Louisville 69 (2nd Rd)

2013: Midwest Region

Louisville 79, N.C. A&T 48 (1st Rd)

Colorado St. 84, Missouri 72 (1st Rd)
Louisville 82, Colorado St. 56 (2nd Rd)

East Region

Butler 68, Bucknell 56 (1st Rd)
Marquette 59, Davidson 58 (1st Rd)
Marquette 74, Butler 72 (2nd Rd)

OHIO VALLEY CONFERENCE TOURNAMENTS

1992: Tenn. Tech 89, Austin Peay 68 (1st Rd)
Eastern Ky. 88, Tenn. State 67 (1st Rd)
Morehead St. 81, MTSU 80 (1st Rd)
Eastern Ky. 72, Tenn. Tech 67 (semi)
Murray St. 109, Morehead St. 77 (semi)
Murray St. 81, Eastern Ky. 60 (final)

1993: Tenn. Tech 97, Morehead 89 (1st Rd)
Murray St. 82, Austin Peay 66 (1st Rd)
Tenn. State 77, Tenn. Tech 70 (semi)
Murray St. 74, Eastern Ky. 73 (semi)
Tenn. State 82, Murray State 68 (final)

SEC TOURNAMENTS

1982: Vanderbilt 47, Florida 46 (2OT) (1st Rd)
Auburn 38, Mississippi 36 (OT) (1st Rd)
Alabama 85, Georgia 74 (2nd Rd)
Ole Miss 59, LSU 52 (2nd Rd)
Tennessee 57, Vanderbilt 54 (2nd Rd)
Kentucky 89, Auburn 66 (2nd Rd)
Alabama 56, Tennessee 50 (semi)
Kentucky 62, Ole Miss 58 (semi)
Alabama 48, Kentucky 46 (final)

1986: Miss. State 62, Vanderbilt 54 (1st Rd)
Ole Miss 73, Tennessee 56 (1st Rd)
Alabama 79, Georgia 59 (2nd Rd)
LSU 72, Florida 66 (2nd Rd)
Miss. State 65, Auburn 63 (2nd Rd)
Kentucky 95, Ole Miss 69 (2nd Rd)
Alabama 77, Mississippi State 65 (semi)
Kentucky 61, LSU 58 (semi)
Kentucky 83, Alabama 72 (final)

1993: Alabama 87, S. Carolina 79 (1st Rd)
Georgia 87, Miss. State 56 (1st Rd)
Ole Miss 67, Florida 62 (1st Rd)
Tennessee 78, Auburn 76 (1st Rd)
Vanderbilt 76, Alabama 59 (2nd Rd)
Arkansas 65, Georgia 60 (2nd Rd)
LSU 89, Ole Miss 70 (2nd Rd)
Kentucky 101, Tennessee 40 (2nd Rd)
LSU 72, Vanderbilt 62 (semi)
Kentucky 92, Arkansas 81 (semi)
Kentucky 82, LSU 65 (final)



Rupp Arena has hosted 13 NCAA Tournaments since its opening in 1976.



YEAR-BY-YEAR AT RUPP ARENA

YEAR	W-L	PCT.
1976-77	12-2	.857
1977-78	16-0	1.000
1978-79	11-4	.733
1979-80	12-3	.800
1980-81	15-0	1.000
1981-82	15-1	.938
1982-83	14-1	.933
1983-84	16-0	1.000
1984-85	11-3	.786
1985-86	18-0	1.000
1986-87	13-2	.867
1987-88	14-2	.875
1988-89	8-6	.571
1989-90	13-2	.867

YEAR	W-L	PCT.
1990-91	13-0	1.000
1991-92	15-2	.882
1992-93	16-0	1.000
1993-94	13-1	.929
1994-95	12-1	.923
1995-96	13-0	1.000
1996-97	12-1	.923
1997-98	9-3	.750
1998-99	12-1	.923
1999-00	14-0	1.000
2000-01	11-1	.917
2001-02	12-3	.800
2002-03	12-1	.923
2003-04	11-2	.846

YEAR	W-L	PCT.
2004-05	14-1	.933
2005-06	10-5	.667
2006-07	14-2	.875
2007-08	14-4	.778
2008-09	12-6	.667
2009-10	18-0	1.000
2010-11	15-0	1.000
2011-12	18-0	1.000
2012-13	16-2	.889
2013-14	16-2	.889
2014-15	19-0	1.000
Totals	529-64	.892

KENTUCKY AT HOME THROUGH THE YEARS

HOME ARENA	SEASONS	W-L	PCT.
Pre-Alumni Gym (1903 through 1924)	22	91-46	.664
Alumni Gym (1924-25 through 1949-50)	26	247-24	.911
Memorial Coliseum (1950-51 through 1975-76, 2009)	26*	307-38	.890
Rupp Arena (1976-77 through present)	39	529-64	.892
Totals	112	1,174-172	.872

*UK hosted UNLV in the opening round of the 2009 NIT



Al McGuire once called UK's Senior Day "the most touching moment in all of sports."



ALUMNI GYM



ALUMNI GYM FACTS
Lexington, Ky.
Won 247, Lost 24

Memorial Coliseum is often referred to as “the house that Rupp built,” but Alumni Gym is actually where Kentucky basketball began. The Wildcats’ current home, Rupp Arena, was dedicated to the legendary coach in 1976, but the rich Kentucky basketball tradition began 26 years before the ink was even dry on the Memorial Coliseum plans.

In 1923, the Athletics Council members argued to the Board of Trustees that the old gym in Barker Hall’s Buell Armory was unsafe for even the small number of people it could accommodate. Large crowds that had to be turned away and the probability that the popular state high school tournament would be moved away were two major factors that convinced the Board members that a new gym was in order.

Soon, the 2,800-seat structure was approved and the Alumni Association began efforts to raise the

\$100,000 needed for the Wildcats’ new home.

Alumni Gym, which was complete for the 1924-25 season, holds claim to the birth of Wildcat basketball mania. The building served as the home floor for Wildcat squads until 1950. During that time, Kentucky lost only 24 of its 271 games, while laying the groundwork to become the winningest college basketball team in the nation.

When Rupp took the reins of the program in 1930, his squads established a home record of 201 victories against just eight losses in 19 seasons. He led the Cats to 84 consecutive wins in the confines of Alumni, including 64 consecutive victories in the Southeastern Conference.

During the last 17 seasons in the gym, the Wildcats won 12 conference tournament crowns and three Sugar Bowl championships. Through 26 seasons at

the corner of the Avenue of Champions and South Limestone, Kentucky suffered only one losing season, while having 12 campaigns with three or fewer losses.

Kentucky basketball became a dynasty in 1948 after winning the SEC and NCAA championships and the coveted Olympic gold in London. Led by All-Americans Alex Groza, Ralph Beard and Wallace “Wah Wah” Jones, with Rupp coaching from the sidelines, the United States squad soundly defeated France 65-21 in the gold medal game to become the 1948 World Champions.

In 1950, Kentucky’s reign in Alumni Gym came to an end following the completion of the new Memorial Coliseum.

YEAR-BY-YEAR AT ALUMNI GYM

YEAR	W-L	PCT.
1924-25	8-2	.800
1925-26	9-1	.900
1926-27	2-8	.250
1927-28	6-2	.750
1928-29	7-2	.778
1929-30	12-1	.923
1930-31	9-0	1.000
1931-32	10-1	.909
1932-33	10-1	.909
1933-34	10-0	1.000

YEAR	W-L	PCT.
1934-35	13-0	1.000
1935-36	11-1	.917
1936-37	9-1	.900
1937-38	9-0	1.000
1938-39	9-1	.900
1939-40	8-1	.889
1940-41	9-1	.900
1941-42	10-0	1.000
1942-43	8-1	.889
1943-44	8-0	1.000

YEAR	W-L	PCT.
1944-45	10-0	1.000
1945-46	12-0	1.000
1946-47	17-0	1.000
1947-48	11-0	1.000
1948-49	10-0	1.000
1949-50	10-0	1.000
Totals	247-24	.911



MEMORIAL COLISEUM



MEMORIAL FACTS
Lexington, Ky.
Won 307, Lost 38

For 26 years, the pulsating cries of “Rip ‘em Up, Tear ‘em Up, Give ‘em Hell Wildcats” rang through one of the grandest and most historic of all basketball palaces — UK’s Memorial Coliseum.

In 1941, when Dr. H.L. Donovan became president of the University, one of his first recommendations was for a building “that will properly take care of our athletics, our health service, physical education and recreation.” From this beginning came the plan that culminated in the construction of 11,500-seat Memorial Coliseum, a then-unparalleled edifice costing \$3,925,000 by the time it was completed in 1950.

The Wildcats got off to a fine start in the Coliseum, winning every game played in the building for the first three seasons. When Georgia Tech upset Ken-

tucky 59-58 on Jan. 8, 1955, it marked the first time the Wildcats had lost on their home court since the days of Alumni Gym, dating back more than 12 years to Jan. 2, 1943.

The loss ended a streak of 129 consecutive wins at home for Kentucky, an NCAA record that still stands today. In 26 years, Kentucky came away a loser only 38 times in 344 games.

From the early 1960s on, the sale of UK basketball season tickets was closed to the public with season ticket holders taking all the allotment other than student seating.

The huge building, which serves as a memorial to the nearly 10,000 Kentuckians who lost their lives in World War II and the Korean War, covers an entire city

block and contains as much space as a seven-story office building. Situated along the Avenue of Champions, the Coliseum still houses UK Athletics Association offices and is the home to Kentucky women’s basketball, gymnastics and volleyball. The arena’s current capacity is 8,500.

History was rewritten on March 17, 2009 when the Wildcats hosted UNLV in the first round of the NIT. Due to a scheduling conflict with Rupp Arena, Kentucky played its first game in Memorial Coliseum in over 30 years. In front of a capacity crowd, the Wildcats “rechristened” the venerable gym with a 70-60 win over the Running Rebels.

YEAR-BY-YEAR AT MEMORIAL

YEAR	W-L	PCT.
1950-51	14-0	1.000
1951-52	12-0	1.000
1952-53#	-	-
1953-54	14-0	1.000
1954-55	13-1	.929
1955-56	11-2	.909
1956-57*	14-2	.875
1957-58*	14-1	.933
1958-59	14-0	1.000
1959-60	10-3	.769
1960-61	12-2	.857

YEAR	W-L	PCT.
1961-62	14-2	.875
1962-63	10-5	.667
1963-64	13-1	.929
1964-65	12-2	.857
1965-66	13-0	1.000
1966-67	8-7	.533
1967-68*	14-1	.933
1968-69	12-1	.923
1969-70	15-0	1.000
1970-71	12-1	.923
1971-72	12-1	.923

YEAR	W-L	PCT.
1972-73	11-2	.846
1973-74	9-3	.750
1974-75	12-0	1.000
1975-76	11-1	.917
2008-09!	1-0	1.000
Totals	307-38	.890

#-UK was suspended from play by the NCAA
*-Record includes two NCAA Tournament games
!-NIT game vs. UNLV



FREEDOM HALL



IN LOUISVILLE FACTS

Louisville, Ky.
Won 131, Lost 34

The University of Kentucky has built an impressive record playing in Louisville. Besides winning 27 of their last 32 there, the Wildcats have won an NCAA championship (1958), nine Southeastern Conference Tournament titles, and have defeated some of the best teams from around the country before Wildcats fans in Louisville.

Kentucky began playing in Louisville in 1908, when the Cats lost to Louisville, 30-18. UK defeated the University of Louisville 26-13 in 1914, lost to the Cards 26-15 the following year, and then defeated them 32-24 in 1916. Two years later, UK lost to Centre, 22-12, in the state championship game played in Louisville. The Cats defeated the Cards there in 1922 and then did not play again in the Derby City until the 1936-37 season, when they dropped a 41-28 decision to Notre Dame.

Most of those early games were played in the Armory downtown before Freedom Hall was opened (1957). The Cats christened the new facility by capturing the 1958 NCAA title with victories over Temple and Seattle. The spacious arena has played host to Kentucky teams every year since. Kentucky's record at Freedom Hall now stands at 57-17.

The Wildcats' overall record in Louisville is 131-34. Kentucky's most impressive string of victories in Louisville came when the Cats won 32 straight games between 1946 and 1951. Only 13 of the 41 teams Kentucky has faced in Louisville have been able to knock off the Cats. The longest running series has been with Notre Dame, with the Wildcats holding a 24-9 advantage over the Fighting Irish.

Kentucky established a then-Freedom Hall attendance record in 1993 as 20,060 fans jammed the

arena to watch the Cats down the Indiana Hoosiers, 81-78. Seven years earlier, 20,053 fans looked on as the Cats faced SEC-rival Georgia on Dec. 30, 1986. UK fans continued a Wildcat tradition as more than 19,000 arrived the night before for a brief Kentucky shooting practice and to catch a glimpse of super-frosh Rex Chapman in December 1986. Three days earlier, the Wildcats had handed Louisville its worst defeat ever at Freedom Hall, 85-51.

UK played in the Derby City in its 2012 NCAA championship run, opening up the tournament with wins over Western Kentucky and Iowa State in the KFC Yum! Center. Kentucky returned in 2015 en route to its fourth Final Four in five seasons.

UK VS. OPPONENTS IN LOUISVILLE

SCHOOL	W	L	SCHOOL	W	L	SCHOOL	W	L	SCHOOL	W	L	SCHOOL	W	L
Alabama	5	0	Florida St.	1	0	LSU	5	0	Ohio State	0	1	Western Kentucky	2	0
Appalachian State	1	0	Georgia	5	1	Louisville	13	8	Purdue	1	0	Total	131	34
Arkansas Little Rock	1	0	Georgia Tech	6	0	Louisville Coliseum	0	1	Seattle	1	0			
Auburn	5	0	Great Lakes	0	2	Marshall	1	0	St. Andrew's	0	1			
Austin Peay	2	0	Hampton	1	0	Mississippi	3	0	Temple	5	0			
Centre	0	1	Illinois	1	0	Mississippi State	3	0	Tennessee	5	2			
Chattanooga	1	0	Indiana	9	4	Morehead	2	0	Tulane	8	0			
Cincinnati	1	0	Iona	1	0	North Carolina	1	2	UAB	0	1			
DePaul	4	0	Iowa State	1	0	UNC Asheville	1	0	Vanderbilt	1	1			
Florida	5	0	Kansas	3	0	Notre Dame	24	9	VMI	1	0			



KENTUCKY RESULTS IN LOUISVILLE

YEAR	OPPONENT	SCORE	W-L
1907-08	Louisville Coliseum	18-30	L
1913-14	Louisville	26-13	W
1914-15	St. Andrew's	25-50	L
	Louisville	15-26	L
1915-16	Louisville	32-24	W
1917-18	Centre	12-24	L
1921-22	Louisville	38-14	W
1936-37	Notre Dame	28-41	L
1938-39	Notre Dame	37-42	L
1940-41	Notre Dame	47-48	L
	Ole Miss [SEC]	62-52	W
	Tulane [SEC]	59-30	W
	Alabama [SEC]	39-37	W
	Tennessee [SEC]	33-36	L
1941-42	Florida [SEC]	42-36	W
	Ole Miss [SEC]	59-32	W
	Auburn [SEC]	40-31	W
	Alabama [SEC]	36-34	W
	Great Lakes	47-58	L
1942-43	Indiana	52-58	L
	Notre Dame	60-55	W
1942-43	Tulane [SEC]	48-31	W
	Georgia [SEC]	59-30	W
	Miss. State [SEC]	52-43	W
	Tennessee [SEC]	30-33	L
	Great Lakes	39-53	L
1943-44	Indiana	61-41	W
	Notre Dame	55-54	W
	Georgia [SEC]	57-29	W
	LSU [SEC]	55-28	W
	Tulane [SEC]	62-46	W
1944-45	Indiana	61-43	W
	Notre Dame	58-59 ^{OT}	L
	Florida [SEC]	57-35	W
	LSU [SEC]	68-37	W
	Alabama [SEC]	52-41	W
	Tennessee [SEC]	39-35	W
1945-46	Notre Dame	47-56	L
	Auburn [SEC]	69-24	W
	Florida [SEC]	69-32	W
	Alabama [SEC]	59-30	W
	LSU [SEC]	59-36	W
	Temple	54-43	W
1946-47	DePaul	65-45	W
	Notre Dame	60-30	W
	Vanderbilt [SEC]	98-29	W
	Auburn [SEC]	84-18	W
	Georgia Tech [SEC]	75-53	W
	Tulane [SEC]	55-38	W
1946-47	Temple	68-29	W
1947-48	DePaul	74-50	W
	Creighton	65-23	W
	Temple	58-38	W
	Florida [SEC]	87-31	W
	LSU [SEC]	63-47	W
	Tennessee [SEC]	70-47	W
	Georgia Tech [SEC]	54-43	W
1948-49	DePaul	67-36	W
	Tulane	51-47	W
	Notre Dame	62-38	W
	Florida [SEC]	73-36	W
	Auburn [SEC]	70-39	W
	Tennessee [SEC]	83-44	W
	Tulane [SEC]	68-52	W
1949-50	DePaul	49-47	W
	Miss. State [SEC]	56-46	W

YEAR	OPPONENT	SCORE	W-L
	Georgia [SEC]	79-63	W
	Tennessee [SEC]	95-58	W
1950-51	Miss. State [SEC]	92-70	W
	Auburn [SEC]	84-54	W
	Georgia Tech [SEC]	82-56	W
	Vanderbilt [SEC]	57-61	L
1951-52	Georgia	95-55	W
	Georgia Tech [SEC]	80-59	W
	Tulane [SEC]	85-61	W
	Tennessee [SEC]	81-66	W
	LSU [SEC]	44-43	W
1953-54	Georgia Tech	99-48	W
1955-56	Georgia	143-66	W

FREEDOM HALL ERA

YEAR	OPPONENT	SCORE	W-L
1957-58	Temple [NCAA]	61-60	W
	Seattle [NCAA]	84-72	W
1958-59	Illinois	76-75	W
1959-60	Temple	97-92	W
1960-61	Notre Dame	68-62	W
	Morehead [NCAA]	71-64	W
	Ohio State [NCAA]	74-87	L
1961-62	Notre Dame	100-53	W
1962-63	Notre Dame	78-70	W
1963-64	Notre Dame	101-81	W
1964-65	Notre Dame	97-111	L
1965-66	Notre Dame	103-69	W
1966-67	Notre Dame	96-85	W
1967-68	Notre Dame	81-73	W
1968-69	Notre Dame	110-90	W
1969-70	Notre Dame	102-100	W
1970-71	Notre Dame	92-99	L
1971-72	Indiana	89-90 ^{2OT}	L
	Notre Dame	83-67	W
1972-73	North Carolina	70-78	L
	Notre Dame	65-63	W
1973-74	Indiana	68-77	L
	Notre Dame	79-94	L
1974-75	North Carolina	90-78	W
	Kansas	100-63	W
	Notre Dame	113-96	W
1975-76	Indiana	68-77 ^{OT}	L
	Notre Dame	79-77	W
1976-77	Notre Dame	102-78	W
	Florida State	97-57	W
1977-78	Notre Dame	73-68	W
1978-79	Notre Dame	81-76	W
1979-80	Notre Dame	⁸⁶⁻⁸⁰	W
1980-81	Notre Dame	61-67	L
1981-82	Notre Dame	34-28 ^{OT}	W
1982-83	Kansas	83-62	W
1983-84	Purdue	86-67	W
1984-85	Louisville	64-71	L
	Kansas	92-89	W
1985-86	VMI	93-55	W
1986-87	Louisville	85-51	W
	Georgia	65-69	L
1987-88	Notre Dame	78-69	W
1988-89	Austin Peay	85-77	W
	Louisville	75-97	L
1989-90	North Carolina	110-121	L
1990-91	Western Kentucky	84-70	W
	Louisville	93-85	W
1991-92	Morehead State	101-84	W

YEAR	OPPONENT	SCORE	W-L
1992-93	Louisville	88-68	W
	Indiana	81-78	W
1993-94	Ole Miss	98-64	W
1994-95	Indiana	73-70	W
	Louisville	86-88	L
1995-96	Marshall	118-99	W
1996-97	Indiana	99-65	W
	Louisville	74-54	W
1997-98	Alabama	70-67	W
1998-99	Indiana	70-61 ^{OT}	W
	Louisville	74-83	L
1999-00	Georgia Tech	80-71	W
2000-01	Indiana	88-74	W
	Louisville	64-62	W
2001-02	Tulane	101-67	W
2002-03	Indiana	70-64	W
	Louisville	63-81	L
2003-04	Austin Peay	61-53	W
2004-05	Indiana	73-58	W
	Louisville	60-58	W
2005-06	Iona	73-67	W
2006-07	Chattanooga	79-63	W
	Louisville	61-49	W
2007-08	UAB	76-79	L
2008-09	Appalachian State	93-69	W
	Louisville	71-74	L
2009-10	UNC Asheville	94-57	W
2010-11	Notre Dame	72-58	W
	Louisville (YUM!)	78-63	W
2011-12	Arkansas-Little Rock	73-51	W
	WKU [NCAA] (YUM!)	81-66	W
	Iowa St. [NCAA] (YUM!)	87-71	W
2012-13	Louisville (YUM!)	80-77	L
2014-15	Louisville (YUM!)	58-50	W
	Hampton (YUM!) [NCAA]	79-56	W
	Cincinnati (YUM!) [NCAA]	64-51	W

Freedom Hall record: 60-18;
UK's record in Louisville: 131-34

CELEBRATING 19 NBA FIRST-ROUND DRAFT PICKS AND FOUR FINAL FOURS IN THE FIRST SIX SEASONS UNDER HALL OF FAME COACH JOHN CALIPARI

KENTUCKY



UKathletics.com

UK DAY IN THE LIFE OF A WILDCAT

ANTHONY DAVIS MICHAEL KIDD-GILCHRIST TERRENCE JONES MARQUIS TEAGUE 2012 NCAA CHAMPIONSHIP NERLENS NOEL ARCHIE GOODWIN




HIGH MARKS

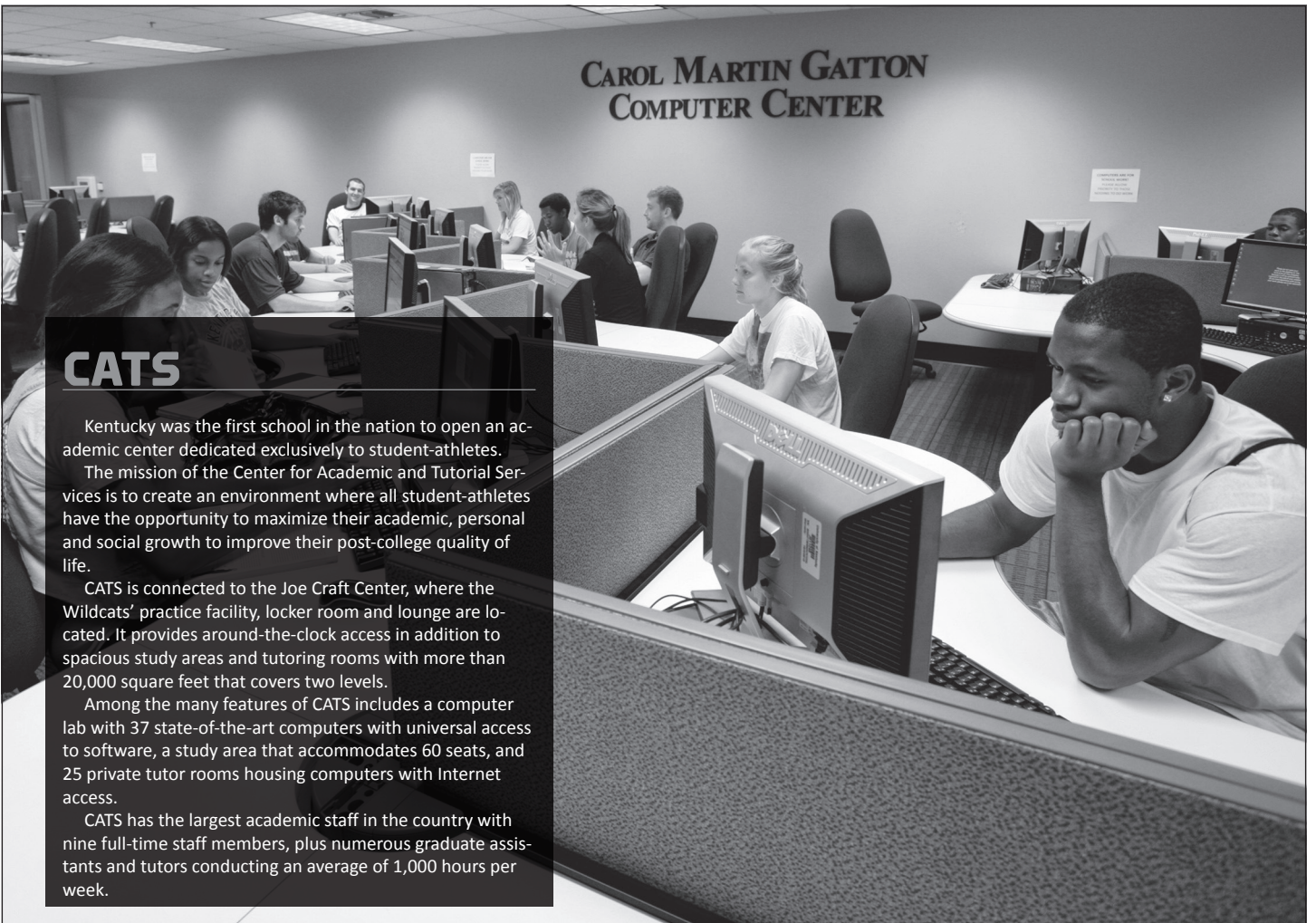
A day in the life of a Kentucky basketball player can be exhausting. Between practices, games, classes and mandatory tutors, a Kentucky Wildcat's schedule can get pretty busy pretty quickly. That doesn't mean the expectations are lowered. Quite the opposite. Just as they're expected to compete at the highest level on the basketball court, the Wildcats are expected to maintain exemplary grades in the classroom. Under John Calipari's watch, the Wildcats have done exactly that.

Following a 3.4 grade-point average in the 2013 spring semester – the highest in Coach Cal's tenure at UK – the Wildcats' scholarship players posted a 3.11 GPA for the second consecutive semester in the 2014 semester. It marked the seventh time in the last eight semesters Coach Cal's team had earned a 3.0 or better.

The Wildcats have around-the-clock access to the Center for Academic and Tutorial Services to help them manage their schoolwork while working with one of the best academic advisers in the country in Michael Stone.



Alex Poythress graduated in May from Kentucky with an undergraduate degree in business marketing.



CATS

Kentucky was the first school in the nation to open an academic center dedicated exclusively to student-athletes.

The mission of the Center for Academic and Tutorial Services is to create an environment where all student-athletes have the opportunity to maximize their academic, personal and social growth to improve their post-college quality of life.

CATS is connected to the Joe Craft Center, where the Wildcats' practice facility, locker room and lounge are located. It provides around-the-clock access in addition to spacious study areas and tutoring rooms with more than 20,000 square feet that covers two levels.

Among the many features of CATS includes a computer lab with 37 state-of-the-art computers with universal access to software, a study area that accommodates 60 seats, and 25 private tutor rooms housing computers with Internet access.

CATS has the largest academic staff in the country with nine full-time staff members, plus numerous graduate assistants and tutors conducting an average of 1,000 hours per week.



While playing in the NBA, Jodie Meeks returned to Kentucky during several offseasons to complete his degree in business marketing in 2014.

REALIZING THE DREAM

John Calipari's "Succeed and Proceed" mentality is far more than just a way of saying Kentucky has a whole lot of NBA players. It encompasses the very essence of what it means to come to college at UK – to prepare young people for the rest of their lives.

Twenty-five NBA Draft picks is only part of story. An equally important piece is the 14 players who have graduated from Kentucky in Calipari's six years in Lexington. Not a single player who went through their senior year of eligibility has failed to graduate from UK during Coach Cal's tenure.

Included in the remarkable graduation numbers are the success stories of Patrick Patterson, Jarrod Polson and Alex Poythress. All three of those players graduated in just three years.

And the recent success of players walking across the commencement stage with a degree in hand doesn't just pertain to Calipari's players. The current head coach has welcomed and even encouraged all players who haven't graduated to come back and get their degrees, offering a lifetime scholarship for all Wildcats. Jodie Meeks and Kelenna Azubuike have taken him up on the offer and recently graduated. Others are either working on their degree or have inquired about coming back.

Kentucky's emphasis on getting a diploma has shown up in the NCAA's recent Academic Progress Rates. In May, the Wildcats received an NCAA academic award for finishing in the top 10 percent of Division I men's basketball programs with a four-year composite APR score of 995 (out of 1,000).

The Wildcats' score of 995 was both well above the NCAA postseason cutoff score of 930 as well as the Division I men's basketball average of 961.

The NCAA's APR provides a real-time look at a team's academic success by the progress of each student-athlete on scholarship. The APR scores are a four-year composite, the most recent of which cover the 2010-11 through 2013-14 school years, which measure eligibility and retention and graduation.

The men's basketball team was one of 14 teams at UK to notch a perfect score of 1,000 for the 2013-14 school year (the 2014-15 scores won't be released until May 2016). Since Calipari arrived at Kentucky, his teams have posted one-year APR scores of 979 in 2009-10, 979 in 2010-11, 977 for the 2011-12 national championship season and 1,000 in each of the past two seasons.

KENTUCKY'S SINGLE-YEAR APR RATES IN THE CAL ERA

YEAR	APR	DI Avg.
2009-10	979	950
2010-11	979	953
2011-12	977	960
2012-13	1,000	964
2013-14	1,000	964

ACADEMIC HONORS

ACADEMIC ALL-AMERICANS

- 1966: Louie Dampier
Larry Conley
- 1967: Louie Dampier
- 1970: Dan Issel
Mike Pratt
- 1971: Mike Casey
- 1975: Bob Guyette
Jimmy Dan Conner
- 1979: Kyle Macy

ACADEMIC ALL-SEC

- 1962: Roy Roberts
- 1964: Larry Conley
- 1965: Larry Conley
- 1966: Louie Dampier
Cliff Berger
- 1968: Cliff Berger
- 1970: Mike Pratt
Dan Issel
- 1971: Mike Casey
Tom Parker
- 1974: Bob Guyette
- 1975: Jimmy Dan Conner
- 1979: Kyle Macy
- 1980: Chuck Verderber
- 1981: Chuck Verderber
- 1982: Chuck Verderber
- 1985: Winston Bennett
Bret Bearup
- 1988: Rex Chapman
Cedric Jenkins
- 1990: John Pelphrey
- 1992: Travis Ford
- 1993: Travis Ford
- 1994: Travis Ford
- 1995: Mark Pope
Jeff Sheppard
- 1998: Steve Masiello
Scott Padgett
- 1999: Scott Padgett
- 2000: J.P. Blevins
- 2001: J.P. Blevins
- 2002: J.P. Blevins
- 2006: Rajon Rondo
- 2007: Randolph Morris
Bobby Perry
- 2008: Mark Coury
Derrick Jasper
Mark Krebs
Jodie Meeks
Dwight Perry
- 2009: Mark Krebs
Jodie Meeks
Dwight Perry
Michael Porter
Matt Scherbenske
- 2010: Mark Krebs
John Wall
- 2011: Brandon Knight
Jarrod Polson
Eloy Vargas
- 2012: Twany Beckham
Ryan Harrow
Terrence Jones
Brian Long
Sam Malone
Darius Miller
Jarrod Polson
Kyle Wiltjer
- 2013: Twany Beckham
Willie Cauley-Stein
Archie Goodwin
Tod Lanter


- Brian Long
Sam Malone
Julius Mays
Nerlens Noel
Jarrod Polson
Alex Poythress
Kyle Wiltjer
- 2014: Dominique Hawkins
Dakari Johnson
Tod Lanter
Marcus Lee
Brian Long
Sam Malone
Jarrod Polson
Alex Poythress
Derek Willis
- 2015: Devin Booker
EJ Floreal
Dominique Hawkins
Tod Lanter
Marcus Lee
Brian Long
Trey Lyles
Sam Malone
Alex Poythress
Karl-Anthony Towns
Tyler Ulis
Derek Willis



FACILITIES

While Rupp Arena serves as the mecca of college basketball arenas, Kentucky student-athletes also experience the finest practice facilities in the country.

The Wildcats have unlimited access to the practice facilities on campus, which include multiple practice courts, weight room, training room, lounge area and more. All are located at the Joe Craft Center, situated just a hop and a skip from the Wildcat Coal Lodge and the classroom buildings.



JOE CRAFT CENTER WEIGHT ROOM

Kentucky utilizes the best basketball weight room in the country, where every piece of equipment is selected to train athletes to their fullest.

The 3,000 square foot Joe Craft Center weight room – under the direction of assistant strength and conditioning coach Robert Harris – contains top-of-the-line equipment such as Power Lift, Pit Shark, Vertimax, Iron Grip, Woodway and Hammer Strength, in addition

to an AlterG Anti-Gravity Treadmill that enables athletes to train harder without putting extra stress on joints and muscles.

The weight room was recently renovated prior to the 2009-10 season with contributions from donors, including Jesse and Patricia Rice. Every piece of weight room equipment in the Craft Center is customized for the length and height of the UK men's basketball players.

JOE CRAFT CENTER

As the headquarters of UK Athletics and Kentucky basketball, the Joe Craft Center provides the Wildcats with a multi-purpose practice and training center unlike any other in the nation. Located right next to the Wildcat Coach Lodge and just minutes from Rupp Arena, it brings together the various aspects of UK's practice, athletes training and treatment, strength training and conditioning, team meetings, and film review – all under one roof.

The building is named after Hazard, Ky., native Joe Craft, who gave \$6 million towards the \$30 million state-of-the-art facility.





JOE CRAFT CENTER TRAINING CENTER

Wildcat student-athletes receive the very best care and treatment from a knowledgeable staff working with cutting-edge facilities.

With nearly 3,500 square feet, the UK training room at the Joe Craft Center provides Kentucky basketball players with the resources to stay in top physical shape, including a physician's office for private consultations.

In addition to rehabilitation and treatment equipment, UK's training room features a state-of-the-art hydrotherapy room with a Hydroworx unit (underwater treadmill), an eight-person hot tub and an either person cold tub.



WILDCAT COAL LODGE

Just steps away from the Joe Craft Center, the Wildcat Coal Lodge provides dormitory space for Kentucky basketball players and managers, as well as other UK students.

Outside the Wildcat Coal Lodge is a 400-pound bronze statue of former Kentucky head coach Joe B. Hall (1973-85) meant to honor and commemorate the national championship coach, who helped bring about the idea of the Wildcat Lodge.

The Wildcat Coach Lodge opened before the 2012-13 season, replacing the previous Wildcat Lodge located on the other side of the Craft Center.

Equipped with an eating area, pool table and a theater-style lounge area, the lodge is located just across the street from UK's academic buildings.





THE UNIVERSITY OF KENTUCKY

DID YOU KNOW...

- UK students enjoy a great range of academic choices, with approximately 200 majors available in 17 academic colleges supported by a comprehensive library system.
- UK is one of only eight public institutions in the United States with colleges of agriculture, engineering, medicine and pharmacy on a single campus.
- UK has a diverse student body with enrolled students representing every Kentucky county, all 50 states and more than 100 countries around the world.
- In the last five years, UK earned nearly 100 national rankings for excellence in teaching, research and service. Overall, UK has 28 programs ranked among the top 10 in their discipline.
- UK was the nation's first university to raise a billion dollars in its first-ever capital campaign, making it the 31st American university – both public and private – that successfully completed campaigns of more than \$1 billion.
- UK Libraries is among the world's leading research libraries, and boasts among the largest book endowment of all public universities in the United States.
- The UK Chandler Medical Center, established in 1957, is one of the nation's finest academic medical centers. Through its state-of-the-art patient care facility and emergency rooms, advanced medical and biological research, and a network of affiliate health care agencies, UK HealthCare has strategically developed an incredible capacity serve the Commonwealth and region.
- UK has a vibrant fine arts program and is a cultural hub for arts engagement in the Commonwealth. Through performances, exhibitions, teaching and education programs, UK's efforts and creativity in the arts reach thousands across the Commonwealth, region and world.
- UK Athletics continues to be a leader beyond the field of play. UK Athletics provided \$3 million to the university this past year in support of non-athletic, academic scholarships, as well as \$65 million toward a new Academic Science Building.
- UK alumni see success too. A shining example of that success is Matt Cutts (A&S and Engineering 1995), a native of Morehead, Ky., who is one of Google's first 100 employees ever and was on the ground floor of what is today the world's largest search engine.





OPEN UP A WORLD OF PROMISE

For 150 years, the University of Kentucky has served the people of the Commonwealth and our region. Through the education we provide, the creative research we conduct, and the care and service we render, we are the university for Kentucky -- the institution our Commonwealth has charged with asking and addressing the most penetrating questions confronting our state and her people, the vexations that challenge us in education, economic development, health care, and cultural and societal advance.

What does that commitment mean to you?

It means that from day one on our campus you can study with faculty who are leaders in their fields. You can walk 10 minutes in any direction and work with a world-class clinician, chemist, historian, poet, engineer, business specialist, and others. We hold fast to our first priority -- the development of our students, the young men and women who come here with bright, uncompromising potential and who we expect to leave here ready to lead lives of leadership, meaning and purpose.

We have a deep sense of service, along with an uncommon position as both the state's flagship and land-grant institution. Strong linkages exist among graduate education, academic research and our clinical medical enterprise. Those partnerships have helped build a nationally respected medical center that increasingly provides access to advanced subspecialty care for those most in need across the state and region.


Together, our campus is at the forefront of creativity and discovery. UK is currently one of only 22 public institutions with a trifecta of federal designations of excellence -- for aging, in cancer and with respect to translational science. We have been home

or educational proving ground for Nobel Laureates and the National Book Award winner; state poet laureates and winners of the Pulitzer Prize. Our faculty members across disciplines are working in communities to improve cancer-screening rates; are using the latest computational science technology to unlock the treasures of the Dead Sea Scrolls in Paris; or are providing their skills to improve drinking water in Central and South America.

To support our work, the University is investing more than \$1.7 billion in its academic, research, health care, athletic and community infrastructure, the vast majority of which is the result of private fund-raising efforts, public-private partnerships, and the support of university athletics. The physical transformation -- combined with our traditional mission of service, discovery and teaching -- has given us a sense of momentum and a renewed sense of purpose.

Our campus is the Commonwealth. Though we are in and of Lexington, we have a footprint through our extension network in all 120 Kentucky counties. Our health care enterprise partners with 170 clinical outreach practices reaching some 4,300 beds. The economic impact of our research exceeds \$580 million, creates jobs, generates tax revenue and addresses the seemingly intractable challenges we face.

As an institution, collectively, we represent a powerful pairing of global reach, but enduring commitment to one state. We have a vision to be one of the handful of truly outstanding residential public research campuses in the United States, a special place that elevates a Commonwealth and impacts a larger world beyond its borders.



WE INVITE YOU TO COME SEE BLUE WITH US!



The physical transformation of the UK campus features academic, research, health care, athletic and community infrastructure.



CITY OF LEXINGTON

Lexington is considered one of the best college towns in America.

In fact, the American Institute for Economic Research ranked Lexington the ninth best small metro college town in its 2013-14 survey. Livability.com agreed, ranking Lexington a Top 5 College Town.

But what makes Lexington so great? Nestled in the heart of the Bluegrass, Lexington is a bustling, thriving city with Midwestern sensibilities and small-town Southern charm.

Lexington is within a day's drive of two-thirds of the U.S. population. Here, you will find a unique

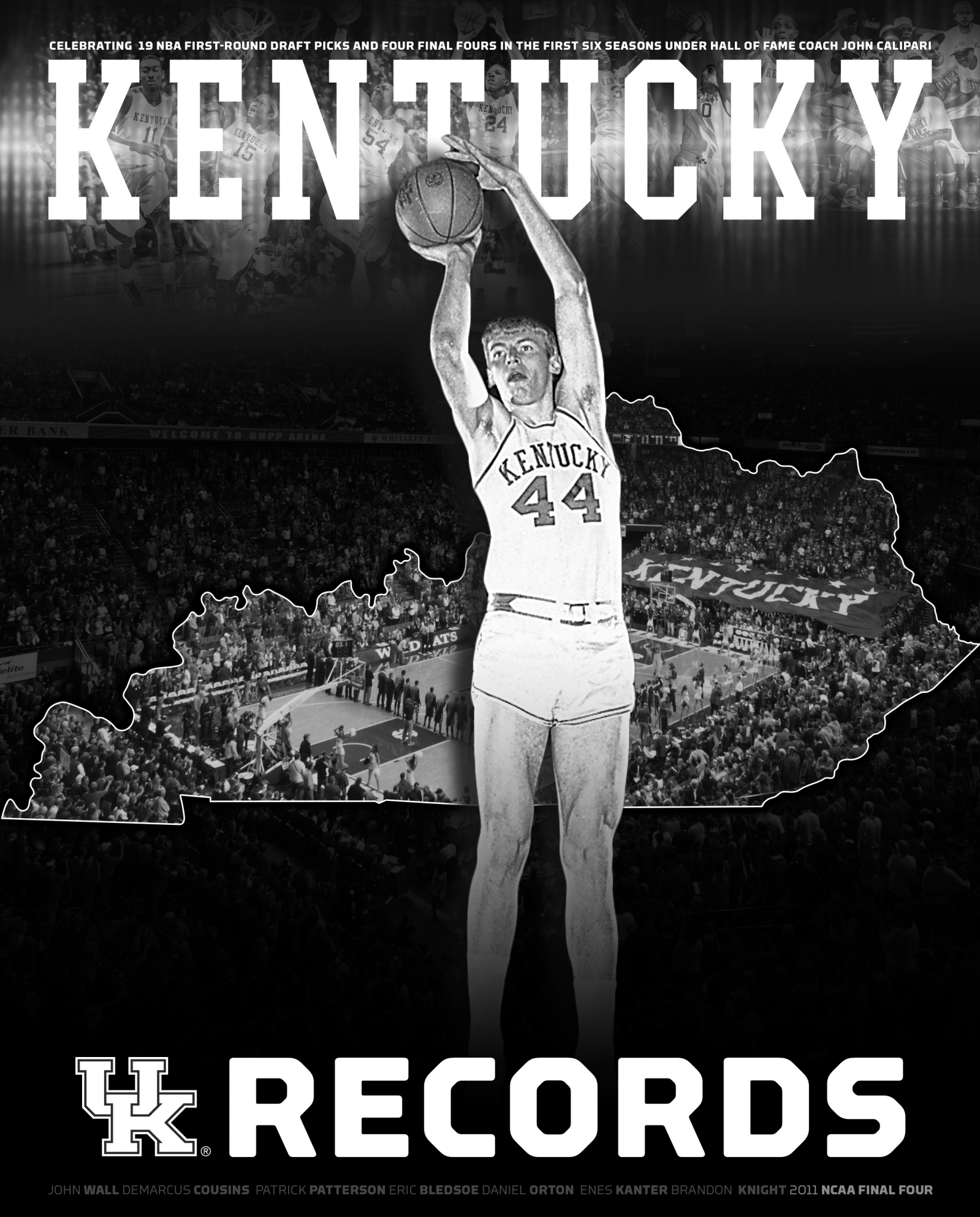
blend of rural aesthetics with cosmopolitan amenities. The heart of downtown is just a 10-minute walk from campus residence halls, while a 10-minute drive from campus leads you to acres of rolling hills, bluegrass and picturesque horse farms.

Lexington is clean, safe and home to dozens of local eateries, shops and stores that make up our city's unique vibe. Within a short walk or a quick ride on the COLT Trolley from campus, you will find dozens of top-notch restaurants, coffee shops, pizza places, live music venues, dance clubs, unique book stores and more.



CELEBRATING 19 NBA FIRST-ROUND DRAFT PICKS AND FOUR FINAL FOURS IN THE FIRST SIX SEASONS UNDER HALL OF FAME COACH JOHN CALIPARI

KENTUCKY



UK RECORDS

JOHN WALL DEMARCUS COUSINS PATRICK PATTERSON ERIC BLEDSOE DANIEL ORTON ENES KANTER BRANDON KNIGHT 2011 NCAA FINAL FOUR



YEAR-BY-YEAR TEAM STATISTICS

		G	FG-FGA	FG%	3FG-3FGA	3FG%	FT-FTA	FT%	REB-AVG	PF-D	A	TO	BS	ST	Pts	AVG
1944-45	UK	26	591				282			367					1464	56.3
1945-46	UK	30	725				371-613	.605		469					1821	60.7
(28-2)	Opp	30													1194	39.8
1946-47	UK	37	1011-3232	31.5			500-781	.640		682					2536	68.5
(34-3)	Opp	37													1416	38.3
1947-48	UK	39	1082-3465	31.2			526-841	.625		764					2690	69.0
(36-3)	Opp	39		23.2											1730	44.4
1948-49	UK	34	903-2756	32.8			514-728	70.6		636					2320	68.2
(28-2)	Opp	34	538-2216	24.3			454-756	60.1		635					1530	45.0
1949-50	UK	30	823-2485	33.1			443-673	65.8		604					2089	69.6
(25-5)	Opp	30	625-2270	27.5			446-725	61.5		558					1696	56.5
1950-51	UK	34	1029-3013	34.2			482-744	64.8	2109-62.0	648	471				2540	74.7
(32-2)	Opp	34	656-2422	27.0			471-786	59.9	1357-39.9	623	265				1783	52.4
1951-52	UK	32	1043-2829	36.9			549-865	63.5	1817-56.8	707	497				2635	82.3
(28-2)	Opp	32	658-2219	29.7			458-786	58.3	1164-36.4	731	188				1774	55.4
1952-53 No Schedule (Under Suspension by NCAA)																
1953-54	UK	25	829-2162	38.3			529-780	67.8	1318-52.7	582-35					2187	87.5
(25-0)	Opp	25	481-1574	30.6			546-872	62.6	851-34.0	500-27					1508	60.3
1954-55	UK	26	781-2123	36.8			425-675	63.0	1680-64.6	481					1987	76.4
(23-3)	Opp	26	527-1741	30.3			534-824	64.8	1120-43.1	400					1588	61.1
1955-56	UK	26	826-2078	41.5			473-729	64.9	1502-57.8	490					2197	84.5
(20-6)	Opp	26	628-1750	35.9			546-828	65.9	1094-42.1	548					1802	69.3
1956-57	UK	28	889-2191	40.6			579-829	69.8	1550-55.4	524					2357	84.2
(23-5)	Opp	28	673-1971	34.1			607-883	68.7	1109-39.6	478					1953	69.8
1957-58	UK	29	832-2223	37.3			502-680	73.8	1562-53.9	474					2166	74.7
(23-6)	Opp	29	690-1945	35.5			437-635	68.8	1227-42.3	494					1817	62.7
1958-59	UK	27	778-1922	40.5			570-758	75.2	1361-50.4	513					2126	78.7
(24-3)	Opp	27	623-1687	36.9			491-720	68.2	1117-41.4	539					1737	64.3
1959-60	UK	25	667-1741	38.3			504-700	72.0	1317-52.7	502					1838	73.5
(18-7)	Opp	25	559-1547	36.1			524-725	72.3	1142-45.7	509					1642	65.7
1960-61	UK	28	726-1928	37.7			575-793	72.5	1438-51.4	551					2027	72.4
(19-9)	Opp	28	663-1665	39.8			532-781	68.1	1233-44.0	546					1858	66.4
1961-62	UK	26	822-1895	43.4			497-666	74.6	1399-53.8	483-16	343				2141	82.3
(23-3)	Opp	26	637-1733	36.8			430-623	69.0	1090-41.9	476-18	168				1704	65.5
1962-63	UK	25	724-1786	40.5			445-638	69.7	1284-51.4	461-13	237				1893	75.7
(16-9)	Opp	25	640-1568	40.8			417-611	68.2	1093-43.7	472-26	119				1697	67.9
1963-64	UK	27	936-2096	44.7			454-605	75.0	1355-50.2	520-20	396				2326	86.1
(21-6)	Opp	27	727-1839	39.5			500-700	71.4	1268-47.0	482-15	141				1954	72.4
1964-65	UK	25	796-1771	44.9			517-675	76.6	1103-44.1	504-27	260				2109	84.4
(15-10)	Opp	25	729-1643	44.4			456-659	69.2	1147-45.9	526-22	153				1914	76.6
1965-66	UK	29	1017-2079	48.9			485-648	74.8	1368-47.2	539-18	293				2519	86.9
(27-2)	Opp	29	770-1916	40.2			488-690	70.7	1205-41.6	515-17	120				2028	69.9
1966-67	UK	26	861-1760	48.9			429-559	76.7	1071-41.2	508-21	270				2151	82.7
(13-13)	Opp	26	775-1698	45.6			462-675	68.4	1105-42.5	430-11	152				2012	77.4
1967-68	UK	27	979-2082	47.0			442-624	70.8	1333-49.4	493-7	331				2400	88.9
(22-5)	Opp	27	831-1903	43.7			443-630	70.3	1212-44.9	518-17	200				2103	77.9
1968-69	UK	28	1015-2071	49.0			512-688	74.4	1374-49.1	528-16	499				2542	90.8
(23-5)	Opp	28	864-1944	44.4			469-685	68.5	1154-41.5	513-17	233				2199	78.5
1969-70	UK	28	1099-2205	49.8			511-686	74.5	1390-49.6	548-16	432				2709	96.8
(26-2)	Opp	28	860-1898	45.3			534-740	72.2	1135-40.5	513-18	215				2254	80.5
1970-71	UK	28	1077-2129	50.6			516-688	75.0	1340-47.9	556-13	425				2670	95.4
(22-6)	Opp	28	915-2080	44.0			543-739	73.5	1245-44.5	537-18	250				2373	84.8
1971-72	UK	28	916-1866	49.1			479-655	73.1	1214-43.4	481-20	392	402			2311	82.5
(21-7)	Opp	28	839-1883	44.6			415-630	65.9	1171-41.8	505-15	275	438			2093	74.8
1972-73	UK	28	1002-2070	48.4			337-484	69.6	1292-46.1	536-18	396	447			2341	83.6
(20-8)	Opp	28	888-1978	45.0			322-491	65.6	1182-42.2	540-24	308	487			2098	74.9
1973-74	UK	26	845-1699	49.7			348-481	72.3	991-38.1	521-17	324	471			2038	78.4
(13-13)	Opp	26	835-1743	47.9			317-455	69.7	990-38.1	523-20	306	332			1987	76.4
1974-75	UK	31	1197-2412	49.6			464-664	69.9	1442-46.5	767-27	479	552			2858	92.2
(26-5)	Opp	31	925-2096	44.1			584-828	70.5	1274-41.1	633-20	367	678			2434	78.5
1975-76	UK	30	981-2027	48.4			453-637	71.1	1250-41.7	632-25	394	539			2415	80.5
(20-10)	Opp	30	938-1998	46.9			469-667	70.3	1098-36.6	625-27	353	511			2345	78.2
1976-77	UK	30	1009-2015	50.1			491-697	70.5	1249-41.6	648-15	513	480			2509	83.6
(26-4)	Opp	30	818-1828	44.9			434-608	71.4	1036-34.5	682-38	432	595			2070	69.1
1977-78	UK	32	1040-1922	54.1			613-808	75.9	1171-36.6	733-18	554	544			2693	84.2
(30-2)	Opp	32	878-1889	46.5			478-718	66.6	1000-31.3	756-50	512	568			2234	69.8
1978-79	UK	31	890-1799	49.5			666-858	77.6	1034-33.4	715-30	392	464	59	208	2446	78.9
(19-12)	Opp	31	886-1788	49.6			508-719	70.7	995-32.1	838-53	435	532	90	191	2280	73.6
1979-80	UK	35	1038-2022	51.3			609-802	75.9	1265-36.1	755-32	538	564	125	216	2685	76.7
(29-6)	Opp	35	880-1971	44.7			563-794	70.9	1052-30.1	753-33	440	551	77	242	2323	66.4



SCORING

CAREER LEADERS

SCORING AVERAGE

Player	Seasons	G	Pts	Avg
1. Dan Issel	1968-70	83	2,138	25.8
2. Cotton Nash	1962-64	78	1,770	22.7
3. Kevin Grevey	1973-75	84	1,801	21.4
4. Bob Burrow	1955-56	51	1,023	20.1
5. Louie Dampier	1965-67	80	1,575	19.7
6. Bill Spivey	1950-51	63	1,213	19.3
7. Cliff Hagan	1951-52, 54	77	1,475	19.2
8. Jamal Mashburn	1990-93	98	1,843	18.8
9. Mike Casey	1968-70	82	1,535	18.7
10. Pat Riley	1965-67	80	1,464	18.3

SINGLE-SEASON LEADERS

POINTS

Player	Season	G	Avg	Pts
1. Dan Issel	1970	28	33.9	948
2. Jodie Meeks	2009	36	23.7	854
3. Jamal Mashburn	1992	36	21.3	767
4. Dan Issel	1969	28	26.6	746
5. Kevin Grevey	1975	31	23.5	730
6. Ron Mercer	1997	40	18.1	725
7. Kenny Walker	1986	36	20.0	721
8. Jamal Mashburn	1993	34	21.0	714
9. Kenny Walker	1985	31	22.9	710
10. Alex Groza	1949	34	20.5	698
11. Cliff Hagan	1952	32	21.6	692
12. Brandon Knight	2011	38	17.3	657
13. Cotton Nash	1964	27	24.0	648
14. Tony Delk	1996	36	17.8	639
15. Pat Riley	1966	29	21.9	635
Bill Spivey	1951	33	19.2	635

BY A FRESHMAN

1. Brandon Knight	2011	38	17.3	657
2. John Wall	2010	37	16.6	616
3. Julius Randle	2014	40	15.0	599
4. Terrence Jones	2011	38	15.7	595
5. DeMarcus Cousins	2010	38	15.1	57

BY A SOPHOMORE

1. Jamal Mashburn	1992	36	21.3	767
2. Ron Mercer	1997	40	18.1	725
3. Patrick Patterson	2009	34	17.9	609
Rex Chapman	1988	32	19.0	609
5. Cotton Nash	1962	26	23.4	608

BY A JUNIOR

1. Jodie Meeks	2009	36	23.7	854
2. Dan Issel	1969	28	26.6	746
3. Jamal Mashburn	1993	34	21.0	714
4. Kenny Walker	1985	31	22.9	710
5. Cliff Hagan	1952	32	21.6	692

BY A SENIOR

1. Dan Issel	1969-70	28	33.9	948
2. Kevin Grevey	1974-75	31	23.5	730
3. Kenny Walker	1985-86	36	20.0	721
4. Alex Groza	1948-49	34	20.5	698
5. Cotton Nash	1963-64	27	24.0	648

SCORING AVERAGE

Player	Season	G	Pts	Avg
1. Dan Issel	1969-70	28	948	33.86
2. Dan Issel	1968-69	28	746	26.64
3. Cotton Nash	1963-64	27	648	24.00
Cliff Hagan	1953-54	25	600	24.00
5. Jodie Meeks	2008-09	36	854	23.72
6. Kevin Grevey	1974-75	31	730	23.55
7. Cotton Nash	1961-62	26	608	23.38
8. Kenny Walker	1984-85	31	710	22.90
9. Pat Riley	1965-66	29	637	21.97
10. Kevin Grevey	1973-74	25	547	21.88

SINGLE-GAME LEADERS

POINTS

Player, Opponent (Date)	Pts
1. Jodie Meeks at Tennessee (1/13/2009)	54
2. Dan Issel at Ole Miss (2/7/1970)	53

3. Dan Issel at LSU (2/21/1970)	51
Cliff Hagan vs. Temple (12/5/1953)	51
5. Bob Burrow vs. LSU (1/14/1956)	50
6. Dan Issel at Alabama (2/23/1970)	47
7. Jodie Meeks vs. Appalachian St. (12/20/2008) [Freedom Hall]	46
8. Jodie Meeks at Arkansas (2/14/2009)	45
9. Dan Issel vs. Notre Dame 3/12/1970 [NCAA] (10. Melvin Turpin vs. Georgia (3/8/1984) [SEC] Melvin Turpin at Tennessee (1/31/1983) Dan Issel vs. Auburn (3/2/1970) Mike Pratt vs. Notre Dame (12/27/1969) Louie Dampier at Vanderbilt (2/2/1966) Cliff Hagan vs. Tennessee (3/1/1952)	42
16. Tayshaun Prince vs. Tulsa (3/16/2002) [NCAA] Jack Givens vs. Duke (3/27/1978) [NCAA] Dan Issel vs. North Carolina (12/8/1969) Dan Issel at Vanderbilt (3/1/1969)	41
20. Derrick Miller vs. Vanderbilt (2/7/1990) Kevin Grevey at Georgia (2/19/1973) Dan Issel vs. Georgia (2/16/1970) Dan Issel vs. Navy (12/19/1969) Louie Dampier vs. Illinois (12/5/1966) Bob Burrow at Saint Louis (12/28/1955) Bill Spivey vs. Xavier (2/13/1951) Bill Spivey vs. Georgia Tech (2/18/1950)	40

BY A FRESHMAN

1. Terrence Jones vs. Auburn (1/11/2011)	35
2. Doron Lamb vs. Winthrop (12/22/2010)	32
3. Jamal Mashburn vs. Georgia (2/3/1991)	31
4. Brandon Knight vs. West Virginia (3/19/2011)	30
5. Terrence Jones vs. Oklahoma (11/22/2010) Eric Bledsoe vs. East Tenn. St. (3/18/2010) Julius Randle vs. Belmont (12/21/2013)	29
8. Anthony Davis vs. Vanderbilt (2/25/2012) Archie Goodwin vs. Morehead St. (11/21/2012) Aaron Harrison vs. Robert Morris (11/17/2013) Rick Robey vs. Vanderbilt (3/1/1975)	28

BY A SOPHOMORE

1. Kevin Grevey at Georgia (2/19/1973) Bill Spivey vs. Georgia Tech (2/18/1950)	40
3. Tom Payne vs. LSU (2/20/1971)	39
4. Cotton Nash vs. Vanderbilt (2/19/1962)	38
5. LeRon Ellis vs. Northwestern St. (12/7/1988) Louie Dampier vs. Iowa State (12/9/1964) Bill Spivey vs. Tennessee (3/4/1950) [SEC]	37

BY A JUNIOR

1. Jodie Meeks at Tennessee (1/13/2009)	54
2. Jodie Meeks vs. Appalachian St. (12/20/2008) [Freedom Hall]	46
3. Jodie Meeks at Arkansas (2/14/2009)	45
4. Melvin Turpin at Tennessee (1/31/1983) Louie Dampier at Vanderbilt (2/2/1966) Cliff Hagan vs. Tennessee (1/31/1952)	42

BY A SENIOR

1. Dan Issel at Ole Miss (2/7/1970)	53
2. Dan Issel at LSU (2/21/1970) Cliff Hagan vs. Temple (12/5/1953)	51
4. Bob Burrow vs. LSU (1/14/1956)	50
5. Dan Issel at Alabama (2/23/1970)	47

MOST POINTS IN FIRST VARSITY GAME

Player, Opponent (Date)	Pts
1. Mike Casey vs. Michigan (12/2/1967)	28
2. Terrence Jones vs. East Tenn. St. (11/12/2010)	28
3. Cotton Nash vs. Miami, Ohio (12/2/1961)	25
4. Eric Bledsoe vs. Morehead State (11/13/2009)	24
5. Anthony Davis vs. Marist (11/11/2011) Julius Randle vs. UNC Asheville (11/8/2013)	23
7. Sam Bowie vs. Duke (11/17/1979)	22
8. Doron Lamb vs. East Tenn. St. (11/12/2010) Roger Newman vs. VMI (12/1/1960)	20
10. John Wall vs. Miami, Ohio (11/16/2009)	19

TEAM RECORDS

MOST POINTS SCORED

Half: 86
at LSU (1-16-1996, 1st half)

Game: 143
vs. Georgia (2-27-1956)

Game (both teams): 245
at Kansas (12-9-1989) [KU 150, UK 95]

Season: 3,325
1996-97 [40 games]

FEWEST POINTS SCORED

Game: 1
vs. Transylvania (2-5-1905)

Season: 538
1924-25 [22 games]

INDIVIDUAL RECORDS

POINTS SCORED

Game: 54
Jodie Meeks at Tennessee (1-13-2009)

Season: 948
Dan Issel (1969-70)

Career: 2,138
Dan Issel (1968-70)

HIGHEST SCORING AVERAGE
Season (min. 20 games): 33.9
Dan Issel (1969-70)

Career (min. 40 games): 25.8
Dan Issel (1968-70)

YEAR-BY-YEAR SCORING


YEAR	PLAYER	CL.	G	PTS	AVG.
1922-23	Carl Riefkin	Jr.	13	133	10.2
1923-24	Jim McFarland	So.	16	157	9.8
1924-25	Jim McFarland	Jr.	20	143	7.2
1925-26	Gayle Mohney	Jr.	18	200	11.1
1926-27	Paul Jenkins	Jr.	16	98	6.1
1927-28	Cecil Combs	So.	18	186	10.3
1928-29	Stan Milward	So.	17	116	6.8
1929-30	Cecil Combs	Sr.	19	125	6.6
1930-31	Carey Spicer	Sr.	18	190	10.6
1931-32	Aggie Sale	Jr.	17	235	13.8
1932-33	Aggie Sale	Sr.	24	324	13.5
1933-34	John "Frenchy" De Moisey	Sr.	17	212	12.5
1934-35	Leroy Edwards	So.	21	343	16.3
1935-36	Ralph Carlisle	So.	21	241	11.5
1936-37	Ralph Carlisle	Jr.	21	208	9.9
1937-38	Joe Hagan	Sr.	18	184	10.2
1938-39	Fred Curtis	Sr.	20	183	9.2
1939-40	Mickey Rouse	Sr.	21	175	8.3
1940-41	Jim King	Jr.	25	151	6.0
1941-42	Marvin Akers	Jr.	25	190	7.6
1942-43	Milt Ticco	Sr.	23	233	10.1
1943-44	Bob Brannum	Fr.	21	254	12.1
1944-45	Jack Tingle	So.	26	293	11.3
1945-46	Jack Parkinson	Jr.	30	339	11.3
1946-47	Alex Groza	So.	37	393	10.6
1947-48	Ralph Beard	Jr.	38	476	12.5
1948-49	Alex Groza	Sr.	34	698	20.5
1949-50	Bill Spivey	So.	30	578	19.3
1950-51	Bill Spivey	Jr.	33	635	19.2
1951-52	Cliff Hagan	Jr.	32	692	21.6
1953-54	Cliff Hagan	Sr.	25	600	24.0
1954-55	Bob Burrow	Jr.	26	495	19.0
1955-56	Bob Burrow	Sr.	25	528	21.1
1956-57	Johnny Cox	So.	28	544	19.4
1957-58	Vernon Hatton	Sr.	29	496	17.1
1958-59	Johnny Cox	Sr.	27	485	17.9
1959-60	Billy Ray Lickert	Jr.	20	288	14.4
1960-61	Billy Ray Lickert	Sr.	28	450	16.0
1961-62	Cotton Nash	So.	26	608	23.4
1962-63	Cotton Nash	Jr.	25	514	20.6
1963-64	Cotton Nash	Sr.	27	648	24.0
1964-65	Louie Dampier	So.	25	426	17.0
1965-66	Pat Riley	Jr.	29	637	22.0
1966-67	Louie Dampier	Sr.	26	537	20.6
1967-68	Mike Casey	So.	27	541	20.1
1968-69	Dan Issel	Jr.	28	746	26.6
1969-70	Dan Issel	Sr.	28	948	33.9
1970-71	Tom Parker	Jr.	28	492	17.6
1971-72	Jim Andrews	Jr.	28	602	21.5
1972-73	Jim Andrews	Sr.	28	562	20.1
1973-74	Kevin Grevey	Jr.	25	547	21.9
1974-75	Kevin Grevey	Sr.	31	730	23.6
1975-76	Jack Givens	So.	30	602	20.1
1976-77	Jack Givens	Jr.	30	566	18.9
1977-78	Jack Givens	Sr.	32	578	18.1
1978-79	Kyle Macy	Jr.	31	470	15.2
1979-80	Kyle Macy	Sr.	35	540	15.4
1980-81	Sam Bowie	So.	28	488	17.4
1981-82	Derrick Hord	Jr.	30	490	16.3
1982-83	Melvin Turpin	Jr.	31	468	15.1
1983-84	Melvin Turpin	Sr.	34	518	15.2
1984-85	Kenny Walker	Jr.	31	710	22.9
1985-86	Kenny Walker	Sr.	36	721	20.0
1986-87	Rex Chapman	Fr.	29	464	16.0
1987-88	Rex Chapman	So.	32	609	19.0

QUICKEST TO 1,000 POINTS

	NAME	YEARS	GAMES TO 1,000	OPP. (DATE)
1.	Cotton Nash	1962-64	45	Florida (2-2-63)
2.	Dan Issel	1968-70	49	LSU (2-22-69)
3.	Bob Burrow	1955-56	51	Iowa (3-17-56)
4.	Mike Casey	1968-69, 71	51	Vandy (3-1-69)
5.	Kevin Grevey	1973-75	51	Florida (2-25-74)
6.	Bill Spivey	1950-51	52	Tenn. (2-17-51)
7.	Louie Dampier	1965-67	53	Duke (3-18-66)
8.	Pat Riley	1965-67	54	UTEP (3-19-66)
9.	Cliff Hagan	1951-52, 54	57	Duke (12-21-53)
10.	Patrick Patterson	2008-09	58	Creighton (3-23-09)

YEAR	PLAYER	CL.	G	PTS	AVG.
1988-89	LeRon Ellis	So.	32	511	16.0
1989-90	Derrick Miller	Sr.	28	538	19.2
1990-91	John Pelphrey	Jr.	28	404	14.4
1991-92	Jamal Mashburn	So.	36	767	21.3
1992-93	Jamal Mashburn	Jr.	34	714	21.0
1993-94	Tony Delk	So.	34	564	16.6
1994-95	Tony Delk	Jr.	33	551	16.7
1995-96	Tony Delk	Sr.	36	639	17.8
1996-97	Ron Mercer	So.	40	725	18.1
1997-98	Jeff Sheppard	Sr.	39	521	13.7
1998-99	Scott Padgett	Sr.	37	467	12.6
1999-00	Jamaal Magloire	Sr.	33	435	13.2
2000-01	Keith Bogans	So.	34	577	17.0
2001-02	Tayshaun Prince	Sr.	32	560	17.5


YEAR	PLAYER	CL.	G	PTS	AVG.
2002-03	Keith Bogans	Sr.	36	564	15.7
2003-04	Gerald Fitch	Sr.	29	470	16.2
2004-05	Kelenna Azubuike	Jr.	34	499	14.7
2005-06	Rajon Rondo	So.	34	380	11.2
2006-07	Randolph Morris	Jr.	34	546	16.1
2007-08	Joe Crawford	Sr.	30	538	17.9
2008-09	Jodie Meeks	Jr.	36	854	23.7
2009-10	John Wall	Fr.	37	616	16.6
2010-11	Brandon Knight	Fr.	38	657	17.3
2011-12	Anthony Davis	Fr.	40	567	14.2
2012-13	Archie Goodwin	Fr.	33	466	14.1
2013-14	Julius Randle	Fr.	40	599	15.0
2014-15	Aaron Harrison	So.	39	430	11.0



It took Patrick Patterson 58 games to reach 1,000 points.


**ALL-TIME LEADING SCORERS - VARSITY CAREER (THE 1,000-POINT CLUB)**

	PLAYER (POSITION)	YEARS	SEASONS	POINTS	GAMES	AVERAGE
1.	Dan Issel (C)	3	1968-70	2,138	83	25.8
2.	Kenny Walker (F)	4	1983-86	2,080	132	15.8
3.	Jack Givens (F)	4	1975-78	2,038	123	16.6
4.	Keith Bogans (G)	4	2000-03	1,923	135	14.2
5.	Tony Delk (G)	4	1993-96	1,890	133	14.2
6.	Jamal Mashburn (F)	3	1991-93	1,843	98	18.8
7.	Kevin Grevey (F)	3	1973-75	1,801	84	21.4
8.	Tayshaun Prince (F)	4	1999-02	1,775	135	13.1
9.	Cotton Nash (C-F)	3	1962-64	1,770	78	22.6
10.	Alex Groza (C)	4	1945-47, 49	1,744	120	14.4
11.	Ed Davender (G)	4	1985-88	1,637	129	12.7
12.	Louie Dampier (G)	3	1965-67	1,575	80	19.7
13.	Patrick Patterson (F)	3	2008-10	1,564	97	16.1
14.	Mike Casey (G)	3	1968-69, 71	1,535	82	18.7
15.	Ralph Beard (G)	4	1946-49	1,517	139	10.8
16.	Melvin Turpin (C)	4	1981-84	1,509	123	12.3
17.	Cliff Hagan (C)	3	1951-52, 54	1,475	77	19.2
18.	Pat Riley (F)	3	1965-67	1,464	80	18.3
19.	Johnny Cox (F)	3	1957-59	1,461	84	17.3
20.	Joe Crawford (G)	4	2005-08	1,438	127	11.3
21.	Kyle Macy (G)	3	1978-80	1,411	98	14.4
22.	Winston Bennett (F)	4	1984-88	1,399	133	10.5
23.	Rick Robey (F-C)	4	1975-78	1,395	105	13.3
24.	Gerald Fitch (G)	4	2001-04	1,391	127	11.0
25.	Mike Phillips (C)	4	1975-78	1,367	120	11.4
26.	Mike Pratt (F)	3	1968-70	1,359	81	16.8
27.	Frank Ramsey (G)	3	1951-52, 54	1,344	91	14.7
28.	Ramel Bradley	4	2005-08	1,326	128	10.4
29.	Jim Andrews (C)	3	1971-73	1,320	80	16.5
30.	Sam Bowie (C-F)	3	1980-81, 84	1,285	86	14.7
31.	Jim Master (G)	4	1981-84	1,283	121	10.6
32.	John Pelphrey (F)	4	1988-92	1,257	114	11.0
33.	Scott Padgett (F)	4	1995-99	1,252	122	10.3
34.	Darius Miller (G-F)	4	2008-12	1,248	152	8.2
35.	Jodie Meeks (G)	3	2007-09	1,246	81	15.4
36.	Tom Parker (F)	3	1970-72	1,238	80	15.5
37.	Deron Feldhaus (F)	4	1988-92	1,232	124	9.6
38.	Derrick Hord (F)	4	1980-83	1,220	124	9.3
39.	Bill Spivey (C)	2	1950-51	1,213	63	19.3
40.	Chuck Hayes (F)	4	2002-05	1,211	134	9.0
41.	Rodrick Rhodes (F)	3	1993-95	1,208	99	12.2
42.	Wayne Turner (G)	4	1996-99	1,170	151	7.7
43.	Reggie Hanson (C)	4	1988-91	1,167	101	11.6
44.	Derrick Miller (G)	4	1987-90	1,156	105	11.0
45.	Vernon Hatton (G)	3	1956-58	1,153	76	15.1
46.	Wallace Jones (F)	4	1946-49	1,151	127	9.0
47.	Randolph Morris (C)	3	2005-07	1,123	89	12.6
48.	Jeff Sheppard (G)	4	1994-96, 98	1,091	134	8.1
49.	Bill Lickert (F-G)	3	1959-61	1,076	73	14.7
50.	Rex Chapman (G)	2	1987-88	1,073	61	17.6
51.	Dirk Minniefield (G)	4	1980-83	1,069	123	8.7
52.	Terrence Jones (F)	2	2010-12	1,064	76	14.0
52.	Jamaal Magloire (C)	4	1997-00	1,064	145	7.3
54.	Erik Daniels (F)	4	2001-04	1,053	127	8.3
55.	Jim Line (F)	4	1947-50	1,041	135	7.7
56.	Bob Burrow (C)	2	1955-56	1,023	51	20.0
57.	Doron Lamb (G)	2	2010-12	1,018	76	11.9
58.	Ron Mercer (G-F)	2	1996-97	1,013	76	13.3
59.	Jimmy Conner (F-G)	3	1973-75	1,009	85	11.9
60.	Bobby Watson (G)	3	1950-52	1,001	96	10.4

*Mike Casey scored 1,535 points from 1968-69, 1971.*




1,000-POINT SCORERS




1 - DAN ISSEL - 2,138 POINTS

YEAR	G	FGM	FGA	PCT.	FTM	FTA	PCT.	TP	AVG.
1967-68	27	171	390	43.8	102	154	66.2	444	16.4
1968-69	28	285	534	53.4	176	232	75.9	746	26.6
1969-70	28	369	667	55.3	210	275	76.4	948	33.9
Totals	83	825	1591	51.9	488	661	73.8	2138	25.8




2 - KENNY WALKER - 2,080 POINTS

YEAR	G	FGM	FGA	PCT.	FTM	FTA	PCT.	TP	AVG.
1982-83	31	88	144	61.1	51	77	66.2	227	7.3
1983-84	34	171	308	55.5	80	109	73.4	422	12.4
1984-85	31	246	440	55.9	218	284	76.8	710	22.9
1985-86	36	260	447	58.2	201	263	76.4	721	20.0
Totals	132	765	1339	57.1	550	733	75.0	2080	15.8




3 - JACK GIVENS - 2,038 POINTS

YEAR	G	FGM	FGA	Pct.	FTM	FTA	Pct.	TP	AVG.
1974-75	31	126	255	49.4	40	54	74.1	292	9.4
1975-76	30	243	494	49.2	116	140	82.9	602	20.1
1976-77	30	236	459	51.4	94	113	83.2	566	18.9
1977-78	32	238	430	55.4	102	134	76.2	578	18.1
Totals	123	843	1638	51.5	352	441	79.8	2038	16.6




4 - KEITH BOGANS - 1,923 POINTS

YEAR	G	FGM	FGA	Pct.	3FG	3FGA	Pct.	FTM	FTA	PCT.	TP	AVG.
1999-00	33	138	339	40.7	48	164	29.3	87	135	64.4	411	12.5
2000-01	34	210	444	47.3	74	205	36.1	83	119	69.7	577	17.0
2001-02	32	129	327	39.4	52	165	31.5	61	91	67.0	371	11.6
2002-03	36	194	425	45.6	80	209	38.3	96	130	73.8	564	15.7
Totals	135	671	1535	43.7	254	743	34.2	327	475	68.8	1923	14.2



5 - TONY DELK - 1,890 POINTS

YEAR	G	FGM	FGA	PCT.	3FG	3FGA	Pct.	FTM	FTA	PCT.	TP	AVG.
1992-93	30	47	104	45.2	18	51	35.3	24	33	72.7	136	4.6
1993-94	34	200	440	45.5	95	254	37.4	69	108	63.9	564	16.6
1994-95	33	207	433	47.8	77	197	39.1	60	89	67.4	551	16.7
1995-96	36	229	464	49.4	93	210	44.3	88	110	80.0	639	17.8
Totals	133	683	1441	47.4	283	712	39.7	241	340	70.9	1890	14.2



6 - JAMAL MASHBURN - 1,843 POINTS

YEAR	G	FGM	FGA	PCT.	3FG	3FGA	Pct.	FTM	FTA	PCT.	TP	AVG.
1990-91	28	137	289	47.4	24	82	29.3	64	88	72.7	362	12.9
1991-92	36	279	492	56.7	58	132	43.9	151	213	70.9	767	21.3
1992-93	34	259	526	49.2	66	180	36.7	130	194	67.0	714	21.0
Totals	98	675	1307	51.6	148	394	37.6	345	495	69.7	1843	18.8




7 - KEVIN GREVEY - 1,801 POINTS

YEAR	G	FGM	FGA	Pct.	FTM	FTA	Pct.	TP	AVG.
1972-73	28	236	441	53.5	52	76	68.4	524	18.7
1973-74	25	232	457	50.8	83	100	83.0	547	21.9
1974-75	31	303	592	51.2	124	157	79.0	730	23.6
Totals	84	771	1490	51.7	259	333	77.8	1801	21.4



2015-16 KENTUCKY MEN'S BASKETBALL


1,000-POINT SCORERS




8 - TAYSHAUN PRINCE - 1,775 POINTS												
YEAR	G	FGM	FGA	Pct.	3FG	3FGA	Pct.	FTM	FTA	Pct.	TP	Avg.
1998-99	37	82	198	41.4	29	101	28.7	21	32	65.6	214	5.8
1999-00	32	153	362	42.3	46	150	30.7	74	105	70.5	426	13.3
2000-01	34	207	418	49.5	64	179	35.8	97	115	84.3	575	16.9
2001-02	32	206	441	46.7	65	191	34.0	83	118	70.3	560	17.5
Totals	135	648	1419	45.7	204	621	32.9	275	370	74.3	1775	13.1




9 - COTTON NASH - 1,770 POINTS										
YEAR	G	FGM	FGA	Pct.	FTM	FTA	Pct.	TP	Avg.	
1961-62	26	221	489	45.2	166	218	76.1	608	23.4	
1962-63	25	176	471	37.3	162	236	68.6	514	20.6	
1963-64	27	248	588	42.1	152	198	76.7	648	24.0	
Totals	78	645	1548	41.7	480	652	73.6	1770	22.7	




10 - ALEX GROZA - 1,744 POINTS										
YEAR	G	FGM	FGA	Pct.	FTM	FTA	Pct.	TP	Avg.	
1944-45	10	62			41	57	71.9	165	16.5	
1946-47	37	146	372	38.2	101	160	63.1	393	10.6	
1947-48	39	200	530	37.7	88	140	62.9	488	12.5	
1948-49	34	259	612	42.3	180	248	72.6	698	20.5	
Totals	120	667			410	605	67.8	1744	14.5	




11 - ED DAVENDER - 1,637 POINTS												
YEAR	G	FGM	FGA	Pct.	3FG	3FGA	Pct.	FTM	FTA	Pct.	TP	Avg.
1984-85	31	93	226	41.2	-	-	-	78	106	73.6	264	8.5
1985-86	36	155	354	43.8	-	-	-	104	131	79.4	414	11.5
1986-87	29	160	357	44.8	15	59	25.4	107	145	73.8	442	15.2
1987-88	33	173	371	46.6	22	72	30.6	149	171	87.1	517	19.0
Totals	129	581	1308	44.4	37	131	26.0	438	553	79.2	1637	12.7



12 - LOUIE DAMPIER - 1,575 POINTS										
YEAR	G	FGM	FGA	Pct.	FTM	FTA	Pct.	TP	Avg.	
1964-65	25	171	334	51.2	84	100	84.0	426	17.0	
1965-66	29	249	482	51.6	114	137	83.2	612	21.1	
1966-67	26	219	443	49.4	99	119	83.1	537	20.6	
Totals	80	639	1259	50.8	297	356	83.4	1575	19.7	




13 - PATRICK PATTERSON - 1,564 POINTS												
YEAR	G	FGM	FGA	Pct.	3FG	3FGA	Pct.	FTM	FTA	Pct.	TP	Avg.
2007-08	25	162	282	.574	0	3	.000	87	119	.731	411	16.4
2008-09	34	240	398	.603	0	1	.000	129	168	.768	609	17.9
2009-10	38	215	374	.575	24	69	.348	90	130	.692	544	14.3
Totals	97	617	1054	.585	24	73	.329	306	417	.734	1564	16.1



14 - MIKE CASEY - 1,535 POINTS										
YEAR	G	FGM	FGA	Pct.	FTM	FTA	Pct.	TP	Avg.	
1967-68	27	231	474	48.9	79	96	82.3	541	20.0	
1968-69	28	228	494	46.2	78	103	75.7	534	19.1	
1970-71	27	188	373	50.4	84	108	77.8	460	17.0	
Totals	82	647	1341	48.2	241	307	78.5	1535	18.7	




15 - RALPH BEARD - 1,517 POINTS										
YEAR	G	FGM	FGA	Pct.	FTM	FTA	Pct.	TP	Avg.	
1945-46	30	111			57	110	51.8	279	9.3	
1946-47	37	157	469	33.5	78	115	76.8	392	10.6	
1947-48	38	194	536	36.2	88	149	59.1	476	12.5	
1948-49	34	144	481	29.9	82	115	71.3	370	10.9	
Totals	139	606			305	289	62.4	1517	10.9	




16 - MELVIN TURPIN - 1,509 POINTS

YEAR	G	FGM	FGA	PCT.	FTM	FTA	PCT.	TP	AVG.
1980-81	28	50	95	52.6	31	44	70.5	131	4.7
1981-82	30	160	275	58.2	72	106	67.9	392	13.1
1982-83	31	192	311	61.7	84	125	67.2	468	15.1
1983-84	34	224	378	59.3	70	94	74.5	518	15.2
Totals	123	626	1059	59.1	257	369	69.6	1509	12.3




17 - CLIFF HAGAN - 1,475 POINTS

YEAR	G	FGM	FGA	PCT.	FTM	FTA	PCT.	TP	AVG.
1950-51	20	69	188	36.7	45	61	73.8	183	9.2
1951-52	32	264	633	41.7	164	235	69.8	692	21.6
1953-54	25	234	514	45.5	132	191	69.1	600	24.0
Totals	77	567	1335	42.5	341	487	70.0	1475	19.2




18 - PAT RILEY - 1,464 POINTS

YEAR	G	FGM	FGA	PCT.	FTM	FTA	PCT.	TP	AVG.
1964-65	25	160	370	43.2	55	89	61.8	375	15.0
1965-66	29	265	514	51.5	107	153	69.9	637	21.9
1966-67	26	165	373	44.2	122	156	78.2	452	17.4
Totals	80	590	1257	46.9	284	398	71.4	1464	18.3




19 - JOHNNY COX - 1,461 POINTS

YEAR	G	FGM	FGA	PCT.	FTM	FTA	PCT.	TP	AVG.
1956-57	28	203	490	41.4	138	180	76.7	544	19.4
1957-58	29	173	471	36.7	86	115	74.8	432	14.9
1958-59	27	188	464	40.5	109	146	74.6	485	17.9
Totals	84	564	1425	40.0	333	441	75.5	1461	17.4




20 - JOE CRAWFORD - 1,438 POINTS

YEAR	G	FGM	FGA	PCT.	3FG	3FGA	PCT.	FTM	FTA	PCT.	TP	AVG.
2004-05	31	35	97	36.1	13	49	26.5	15	26	57.7	98	3.2
2005-06	32	111	270	41.1	47	130	36.2	56	78	71.8	325	10.2
2006-07	34	178	401	44.4	63	180	35.0	58	91	63.7	477	14.0
2007-08	30	188	401	46.9	63	173	36.4	99	130	76.2	538	17.9
Totals	127	512	1169	43.8	186	532	35.0	228	325	70.2	1,438	11.3




21 - KYLE MACY - 1,411 POINTS

YEAR	G	FGM	FGA	PCT.	FTM	FTA	PCT.	TP	AVG.
1977-78	32	143	267	53.6	115	129	89.2	401	12.5
1978-79	31	179	355	50.4	112	129	86.8	470	15.2
1979-80	35	218	415	52.5	104	114	91.2	540	15.4
Totals	98	540	1037	52.1	331	372	89.0	1411	14.4



22 - WINSTON BENNETT - 1,399 POINTS

YEAR	G	FGM	FGA	PCT.	3FG	3FGA	PCT.	FTM	FTA	PCT.	TP	AVG.
1983-84	34	67	156	42.9	—	—	—	88	126	69.8	222	6.5
1984-85	30	82	191	42.9	—	—	—	52	77	67.5	216	7.2
1985-86	36	171	338	50.6	—	—	—	115	158	72.8	457	12.7
1987-88	33	195	380	51.3	1	2	50.0	113	155	72.9	504	15.3
Totals	133	515	1065	48.4	1	2	50.0	368	516	71.3	1399	10.5




23 - RICK ROBEY - 1,395 POINTS

YEAR	G	FGM	FGA	PCT.	FTM	FTA	PCT.	TP	AVG.
1974-75	31	135	248	54.4	51	63	81.0	321	10.4
1975-76	12	73	130	56.2	41	56	73.2	187	15.6
1976-77	30	158	276	57.3	111	161	68.9	427	14.2
1977-78	32	167	263	63.5	126	175	72.0	460	14.4
Totals	105	533	917	58.1	329	455	72.3	1395	13.3



2015-16 KENTUCKY MEN'S BASKETBALL

1,000-POINT SCORERS




24 - GERALD FITCH - 1,391 POINTS

YEAR	G	FGM	FGA	Pct.	FTM	FTA	Pct.	TP	Avg.
2000-01	34	76	167	45.5	49	71	69.0	230	6.8
2001-02	28	85	187	45.5	48	69	69.6	248	8.9
2002-03	36	152	322	47.2	78	102	76.5	443	12.3
2003-04	29	148	343	43.1	95	125	76.0	470	16.2
Totals	127	461	1019	45.2	270	367	73.6	1391	11.0




25 - MIKE PHILLIPS - 1,367 POINTS

YEAR	G	FGM	FGA	Pct.	FTM	FTA	Pct.	TP	Avg.
1974-75	31	108	212	50.9	26	47	55.3	242	7.8
1975-76	30	199	367	54.2	69	117	59.0	467	15.6
1976-77	28	144	261	55.2	54	88	61.4	342	12.2
1977-78	31	125	210	59.5	66	87	75.9	316	10.2
Totals	120	576	1050	54.9	215	339	63.4	1367	11.4




26 - MIKE PRATT - 1,359 POINTS

YEAR	G	FGM	FGA	Pct.	FTM	FTA	Pct.	TP	Avg.
1967-68	27	152	334	45.5	76	111	68.5	380	14.1
1968-69	26	173	321	53.9	93	132	70.5	439	16.9
1969-70	28	219	470	46.6	102	145	70.3	540	19.3
Totals	81	544	1125	48.4	271	388	69.8	1359	16.8




27 - FRANK RAMSEY - 1,344 POINTS

YEAR	G	FGM	FGA	Pct.	FTM	FTA	Pct.	TP	Avg.
1950-51	34	135	413	32.7	75	123	60.9	345	10.1
1951-52	32	185	470	39.3	139	214	64.9	509	15.9
1953-54	25	179	430	41.6	132	181	72.9	490	19.6
Totals	91	499	1313	38.0	346	518	66.8	1344	14.8




28 - RAMEL BRADLEY - 1,326 POINTS

YEAR	G	FGM	FGA	Pct.	3FG	3FGA	Pct.	FTM	FTA	Pct.	TP	Avg.
2004-05	34	51	134	38.1	22	65	33.8	31	44	70.5	155	4.6
2005-06	30	81	201	40.3	28	93	30.1	46	59	78.0	236	7.9
2006-07	34	141	336	42.0	69	188	36.7	106	130	81.5	457	13.4
2007-08	30	139	330	42.1	58	153	37.9	142	171	83.0	478	15.9
Totals	128	412	1001	41.2	177	499	35.5	325	404	80.4	1326	10.4




29 - JIM ANDREWS - 1,320 POINTS

YEAR	G	FGM	FGA	Pct.	FTM	FTA	Pct.	TP	Avg.
1970-71	24	64	122	52.5	28	45	62.2	156	6.5
1971-72	28	236	409	57.7	130	186	69.9	602	21.5
1972-73	28	243	434	56.0	76	110	69.1	562	20.1
Totals	80	543	965	56.3	234	341	68.6	1320	16.5




30 - SAM BOWIE - 1,285 POINTS

YEAR	G	FGM	FGA	Pct.	FTM	FTA	Pct.	TP	Avg.
1979-80	34	165	311	53.1	110	144	76.4	440	12.9
1980-81	28	185	356	52.0	118	164	72.0	488	17.4
1983-84	34	133	258	51.6	91	126	72.2	357	10.5
Totals	96	483	925	52.2	319	434	73.5	1285	13.4




31 - JIM MASTER - 1,283 POINTS

YEAR	G	FGM	FGA	Pct.	FTM	FTA	Pct.	TP	Avg.
1980-81	27	64	142	45.1	48	56	85.7	176	6.5
1981-82	30	153	315	48.1	95	106	89.6	401	13.4
1982-83	31	166	313	53.0	56	69	81.2	388	12.5
1983-84	33	129	284	45.4	60	74	81.1	318	9.6
Totals	121	512	1054	48.6	259	305	84.9	1283	10.6




32 - JOHN PELPHEY - 1,257 POINTS												
YEAR	G	FGM	FGA	PCT.	3FG	3FGA	PCT.	FTM	FTA	PCT.	TP	AVG.
1988-89	22	14	24	40.0	2	5	40.0	8	13	61.5	38	1.7
1989-90	28	112	259	43.2	44	120	36.7	97	129	75.2	365	13.0
1990-91	28	131	303	43.2	62	164	37.8	80	102	78.4	404	14.4
1991-92	36	145	296	49.0	52	144	36.1	108	139	77.7	450	12.5
Totals	114	402	882	45.6	160	433	37.0	293	383	76.5	1257	11.0




33 - SCOTT PADGETT - 1,252 POINTS												
YEAR	G	FGM	FGA	PCT.	3FG	3FGA	PCT.	FTM	FTA	PCT.	TP	AVG.
1994-95	14	7	27	25.9	4	13	30.8	10	12	83.3	28	2.0
1996-97	32	100	244	41.0	47	138	34.1	61	80	76.3	308	9.6
1997-98	39	161	338	47.6	40	107	37.4	87	102	85.3	449	11.5
1998-99	37	156	335	46.6	61	160	38.1	94	138	68.1	467	12.6
Totals	122	424	944	44.9	152	418	36.4	252	332	75.9	1252	10.3




34 - DARIUS MILLER - 1,248 POINTS												
YEAR	G	FGM	FGA	PCT.	3FG	3FGA	PCT.	FTM	FTA	PCT.	TP	AVG.
2008-09	36	66	161	41.0	18	54	33.3	41	51	80.4	191	5.3
2009-10	38	86	215	40.0	43	128	33.6	31	39	79.5	246	6.5
2010-11	38	149	312	47.8	58	131	44.3	58	68	85.3	414	10.9
2011-12	40	143	302	47.4	56	149	37.9	55	69	79.7	397	9.9
Totals	152	444	990	44.8	175	462	37.9	185	227	81.5	1248	8.2




35 - JODIE MEEKS - 1,246 POINTS												
YEAR	G	FGM	FGA	PCT.	3FG	3FGA	PCT.	FTM	FTA	PCT.	TP	AVG.
2006-07	34	95	227	.419	44	121	.364	61	68	.897	295	8.7
2007-08	11	27	88	.307	16	50	.320	27	34	.794	97	8.8
2008-09	36	263	568	.463	117	288	.406	211	234	.902	854	23.7
Totals	81	385	883	.436	177	459	.386	299	336	.890	1246	15.4




36 - TOM PARKER - 1,238 POINTS												
YEAR	G	FGM	FGA	PCT.	FTM	FTA	PCT.	TP	AVG.			
1969-70	25	117	232	50.4	26	35	74.3	260	10.4			
1970-71	28	209	413	50.6	74	91	81.3	492	17.6			
1971-72	27	203	429	47.3	80	101	79.2	486	18.0			
Totals	80	529	1074	49.3	180	227	79.3	1238	15.5			



37 - DERON FELDHAUS - 1,231 POINTS												
YEAR	G	FGM	FGA	PCT.	3FG	3FGA	PCT.	FTM	FTA	PCT.	TP	AVG.
1988-89	32	48	100	48.0	2	6	33.3	20	31	64.5	118	3.7
1989-90	28	135	273	49.5	32	88	36.4	101	134	75.4	403	14.4
1990-91	28	106	203	52.2	29	74	39.2	60	88	69.3	301	10.8
1991-92	36	138	290	47.6	48	128	37.5	85	107	79.4	409	11.4
Totals	124	427	866	49.3	111	296	37.5	267	360	74.2	1231	9.6



38 - DERRICK HORD - 1,220 POINTS												
YEAR	G	FGM	FGA	PCT.	FTM	FTA	PCT.	TP	AVG.			
1979-80	35	78	166	47.0	49	64	76.6	205	5.9			
1980-81	28	97	239	40.6	54	72	75.0	248	8.9			
1981-82	30	194	394	49.2	102	131	77.9	490	16.3			
1982-83	31	106	211	50.2	65	79	82.3	277	8.9			
Totals	124	475	1010	47.0	270	346	78.0	1220	9.8			




39 - BILL SPIVEY - 1,213 POINTS												
YEAR	G	FGM	FGA	PCT.	FTM	FTA	PCT.	TP	AVG.			
1949-50	30	255	619	36.3	128	176	72.7	578	19.3			
1950-51	33	252	632	39.9	131	211	62.0	635	19.2			
Totals	63	477	1251	38.1	259	387	66.9	1213	19.3			




2015-16 KENTUCKY MEN'S BASKETBALL


1,000-POINT SCORERS




40 - CHUCK HAYES - 1,211 POINTS												
YEAR	G	FGM	FGA	PCT.	3FG	3FGA	PCT.	FTM	FTA	PCT.	TP	AVG.
2001-02	32	67	145	.462	6	22	.273	48	65	.738	188	5.9
2002-03	36	110	225	.489	8	33	.242	82	104	.788	310	8.6
2003-04	32	131	246	.533	3	12	.250	77	113	.681	342	10.7
2004-05	34	144	283	.509	2	11	.182	81	111	.730	371	10.9
Totals	134	452	899	.503	19	78	.244	288	393	.733	1211	9.0




41 - RODRICK RHODES - 1,209 POINTS												
YEAR	G	FGM	FGA	PCT.	3FG	3FGA	PCT.	FTM	FTA	PCT.	TP	AVG.
1992-93	33	101	224	45.1	27	70	38.6	70	101	69.3	299	9.1
1993-94	33	142	326	43.6	32	117	27.4	167	215	77.7	483	14.6
1994-95	33	130	333	39.0	39	110	35.5	128	164	78.0	427	12.9
Totals	99	373	883	42.2	98	297	32.9	365	480	76.0	1209	12.2



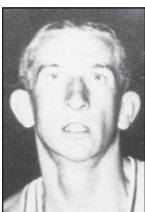
42 - WAYNE TURNER - 1,170 POINTS												
YEAR	G	FGM	FGA	PCT.	3FG	3FGA	PCT.	FTM	FTA	PCT.	TP	AVG.
1995-96	35	65	122	53.3	1	4	25.0	25	40	62.5	156	4.5
1996-97	40	112	240	46.7	4	15	26.7	36	68	52.9	264	6.6
1997-98	39	137	285	48.1	21	57	36.8	67	108	62.0	362	9.3
1998-99	37	141	285	49.5	12	43	27.9	94	137	68.6	388	10.5
Totals	151	455	932	48.8	38	119	31.9	222	353	62.9	1170	7.7



43 - REGGIE HANSON - 1,167 POINTS												
YEAR	G	FGM	FGA	PCT.	3FG	3FGA	PCT.	FTM	FTA	PCT.	TP	AVG.
1987-88	16	6	17	35.3	0	0	0.0	9	10	90.0	21	1.3
1988-89	29	114	222	51.4	0	0	0.0	57	76	75.0	285	9.8
1989-90	28	165	332	49.7	35	96	36.5	94	127	74.0	459	16.4
1990-91	28	142	274	51.8	15	47	31.9	103	145	71.0	402	14.4
Totals	101	427	845	50.5	50	143	34.9	263	357	73.7	1167	11.6



44 - DERRICK MILLER - 1,156 POINTS												
YEAR	G	FGM	FGA	PCT.	3FG	3FGA	PCT.	FTM	FTA	PCT.	TP	AVG.
1986-87	29	55	141	39.0	35	81	43.2	6	14	42.9	151	5.2
1987-88	16	8	38	21.1	3	24	12.5	2	3	66.7	21	1.3
1988-89	32	170	373	45.6	54	139	38.8	52	71	73.2	446	13.9
1989-90	28	198	502	39.4	99	289	34.3	43	57	75.4	538	19.2
Totals	105	431	1054	40.9	191	533	35.8	103	145	71.0	1156	11.0




45 - VERNON HATTON - 1,153 POINTS												
YEAR	G	FGM	FGA	PCT.	FTM	FTA	PCT.	TP	AVG.			
1955-56	26	123	249	49.4	100	150	66.7	346	13.3			
1956-57	21	112	255	43.9	87	119	73.1	311	14.8			
1957-58	29	192	458	41.9	112	144	77.8	496	17.1			
Totals	76	427	962	44.4	299	413	72.4	1153	15.2			



46 - WALLACE JONES - 1,151 POINTS												
YEAR	G	FGM	FGA	PCT.	FTM	FTA	PCT.	TP	AVG.			
1945-46	30	105			80	126	63.5	290	9.7			
1946-47	29	87	302	28.8	43	78	55.1	217	7.5			
1947-48	36	133	427	31.3	69	103	67.0	335	9.3			
1948-49	32	130	440	29.5	49	75	65.3	309	9.7			
Totals	127	455			241	382	63.1	1151	9.1			




47 - RANDOLPH MORRIS - 1,123 POINTS												
YEAR	G	FGM	FGA	PCT.	OREB	DREB	REB.	AVG.	BLK	TP	AVG.	
2004-05	34	105	199	.528	52	90	142	4.2	31	298	8.8	
2005-06	21	110	181	.608	37	88	125	6.0	24	279	13.3	
2006-07	34	202	341	.592	67	197	264	7.8	70	546	16.1	
Totals	89	417	721	.578	156	375	531	6.0	125	1123	12.6	




48 - JEFF SHEPPARD - 1,091 POINTS

YEAR	G	FGM	FGA	PCT.	3FG	3FGA	PCT.	FTM	FTA	PCT.	TP	Avg.
1993-94	29	40	72	55.6	7	19	36.8	20	31	64.5	107	3.7
1994-95	33	99	225	44.0	28	78	35.9	49	65	75.4	275	8.3
1995-96	34	65	125	52.0	22	44	50.0	36	58	62.1	188	5.5
1997-98	38	186	419	44.4	71	189	37.6	78	111	70.3	521	13.7
Totals	134	390	841	46.4	128	330	38.8	183	265	69.1	1091	8.1




49 - BILLY RAY LICKERT - 1,076 POINTS

YEAR	G	FGM	FGA	PCT.	FTM	FTA	PCT.	TP	Avg.
1958-59	25	126	291	43.2	86	117	73.5	338	12.5
1959-60	20	110	274	40.1	68	95	71.6	288	14.4
1960-61	28	166	395	42.0	118	152	77.6	450	16.0
Totals	73	402	960	41.9	272	364	74.7	1076	14.7




50 - REX CHAPMAN - 1,073 POINTS

YEAR	G	FGM	FGA	PCT.	3FG	3FGA	PCT.	FTM	FTA	PCT.	TP	Avg.
1986-87	29	173	390	44.4	68	176	38.6	50	68	73.5	464	16.0
1987-88	32	231	461	50.1	66	159	41.5	81	102	79.4	609	19.0
Totals	61	404	851	47.5	134	335	40.0	131	170	77.1	1073	17.6



51 - DIRK MINNIEFIELD - 1,069 POINTS

YEAR	G	FGM	FGA	PCT.	FTM	FTA	PCT.	TP	Avg.
1979-80	34	68	142	47.9	35	49	71.4	171	5.0
1980-81	28	118	213	55.4	55	63	87.3	291	10.4
1981-82	30	128	251	51.0	84	111	75.7	340	11.3
1982-83	31	108	199	54.3	51	68	75.0	267	8.6
Totals	123	422	805	52.4	225	291	77.3	1069	8.7




52 - TERENCE JONES - 1,064 POINTS

YEAR	G	FGM	FGA	PCT.	3FG	3FGA	PCT.	FTM	FTA	PCT.	TP	Avg.
2010-11	38	206	466	44.2	26	79	32.9	157	243	64.6	595	15.7
2011-12	38	177	354	50.0	16	49	32.7	99	158	62.7	469	12.3
Totals	76	383	820	46.7	42	128	32.8	256	401	63.8	1064	14.0




53 - JAMAAL MAGLOIRE - 1,064 POINTS

YEAR	G	FGM	FGA	PCT.	FTM	FTA	PCT.	TP	Avg.
1996-97	40	75	153	49.0	45	82	54.9	195	4.9
1997-98	38	77	158	48.7	43	64	67.2	197	5.2
1998-99	34	94	177	53.1	49	85	57.6	237	7.0
1999-00	33	148	296	50.0	139	203	68.5	435	13.2
Totals	145	394	784	50.3	276	434	63.6	1064	7.3



54 - ERIK DANIELS - 1,053 POINTS

YEAR	G	FGM	FGA	PCT.	FTM	FTA	PCT.	TP	Avg.
2000-01	33	64	133	56.6	38	63	60.3	171	5.2
2001-02	30	46	110	41.8	17	31	54.8	112	3.7
2002-03	32	136	240	56.7	29	46	63.0	305	9.5
2003-04	32	201	346	58.1	56	89	62.9	465	14.5
Totals	127	447	809	55.3	140	229	61.1	1053	8.3



55 - JIM LINE - 1,041 POINTS

YEAR	G	FGM	FGA	PCT.	FTM	FTA	PCT.	TP	Avg.
1946-47	35	86	209	41.1	27	40	67.5	199	5.7
1947-48	38	107	296	36.1	51	62	82.2	265	7.0
1948-49	32	70	195	35.8	43	51	84.3	183	5.7
1949-50	30	155	369	42.0	84	122	69.6	394	13.1
Totals	135	418	1069	39.1	205	275	74.5	1041	7.7




2015-16 KENTUCKY MEN'S BASKETBALL

1,000-POINT SCORERS




56 - BOB BURROW - 1,023 POINTS

YEAR	G	FGM	FGA	PCT.	FTM	FTA	PCT.	TP	AVG.
1954-55	26	198	473	41.9	99	159	62.3	495	19.0
1955-56	25	207	463	44.7	114	171	66.7	528	21.1
Totals	51	405	936	43.3	213	330	64.5	1023	20.1




57 - DORON LAMB - 1,018 POINTS

YEAR	G	FGM	FGA	PCT.	3FG	3FGA	PCT.	FTM	FTA	PCT.	TP	AVG.
2010-11	38	161	324	49.7	68	140	48.6	79	100	79.0	469	12.3
2011-12	40	175	369	47.4	76	163	46.6	123	149	82.6	549	13.7
Totals	78	336	693	48.5	144	303	47.5	202	249	81.1	1018	13.1




58 - RON MERCER - 1,013 POINTS

YEAR	G	FGM	FGA	PCT.	3FG	3FGA	PCT.	FTM	FTA	PCT.	TP	AVG.
1995-96	36	107	234	45.7	23	68	33.8	51	65	78.5	288	8.0
1996-97	40	297	603	49.3	49	141	34.8	82	105	78.1	725	18.1
Totals	76	404	837	48.3	72	209	34.4	133	170	78.2	1013	13.3



59 - JIMMY DAN CONNER - 1,009 POINTS

YEAR	G	FGM	FGA	PCT.	FTM	FTA	PCT.	TP	AVG.
1972-73	28	136	286	47.6	41	66	62.1	313	11.2
1973-74	26	128	246	52.0	56	83	67.5	312	12.0
1974-75	31	171	338	50.6	42	69	60.9	384	12.4
Totals	85	435	870	50.0	139	218	63.8	1009	11.9



60 - BOBBY WATSON - 1,001 POINTS

YEAR	G	FGM	FGA	PCT.	FTM	FTA	PCT.	TP	AVG.
1949-50	30	84	269	31.2	59	90	65.5	227	7.6
1950-51	34	151	460	32.8	51	68	75.0	353	10.4
1951-52	32	184	517	35.6	53	80	66.2	421	13.1
Totals	96	419	1246	33.6	163	238	68.5	1001	10.4



FIELD GOALS

CAREER LEADERS

FIELD GOALS MADE

Player	Seasons	G	FGA	FGM
1. Jack Givens	1975-78	123	1,683	843
2. Dan Issel	1968-70	83	1,591	825
3. Kevin Grevey	1973-75	84	1,490	771
4. Kenny Walker	1983-86	132	1,339	765
5. Tony Delk	1993-96	133	1,441	683
6. Jamal Mashburn	1990-93	98	1,307	675
7. Keith Bogans	2000-03	135	1,535	671
8. Alex Groza	1947-49	120	1,514	667
9. Tayshaun Prince	1999-02	135	1,419	648
10. Mike Casey	1968-69, 71	82	1,341	647

FIELD GOALS ATTEMPTED

Player	Seasons	G	FGM	FGA
1. Jack Givens	1975-78	123	843	1,683
2. Ralph Beard	1946-49	139	606	1,597
3. Dan Issel	1968-70	83	825	1,591
4. Alex Groza	1947-49	120	667	1,514
5. Cotton Nash	1962-64	78	645	1,548
6. Keith Bogans	2000-03	135	671	1,535
7. Kevin Grevey	1973-75	84	771	1,490
8. Tony Delk	1993-96	133	683	1,441
9. Johnny Cox	1957-59	84	564	1,425
10. Tayshaun Prince	1999-02	135	648	1,419

FIELD-GOAL PERCENTAGE (MIN. 400 ATT.)

Player	Seasons	FGM	FGA	Pct
1. Marquis Estill	2001-03	365	607	.6013
2. Willie Cauley-Stein	2013-15	346	583	.5934
3. Charles Hurt	1980-83	303	511	.5930
4. Melvin Turpin	1981-84	626	1,059	.5911
5. Patrick Patterson	2008-10	617	1,054	.5854
6. Rick Robey	1975-78	533	917	.5812
7. Randolph Morris	2005-07	417	722	.5776
8. Kenny Walker	1983-86	765	1,339	.5713
9. Andre Riddick	1992-95	265	465	.5699
10. Jim Andrews	1971-73	543	965	.5627

SINGLE-SEASON LEADERS

FIELD GOALS MADE

Player	Season	G	FGA	FGM
1. Dan Issel	1969-70	28	667	369
2. Kevin Grevey	1974-75	31	592	303
3. Ron Mercer	1996-97	40	603	297
4. Dan Issel	1968-69	28	534	285
5. Jamal Mashburn	1991-92	36	492	279
6. Pat Riley	1965-66	29	514	265
7. Cliff Hagan	1951-52	32	633	264
8. Jodie Meeks	2008-09	36	568	263
9. Kenny Walker	1985-86	36	447	260
10. Jamal Mashburn	1992-93	34	526	259
Alex Groza	1948-49	34	612	259

BY A FRESHMAN

1. Brandon Knight	2010-11	38	513	217
2. Anthony Davis	2011-12	40	337	210
3. Terrence Jones	2010-11	38	466	206
DeMarcus Cousins	2009-10	38	369	206
5. John Wall	2009-10	37	438	202

BY A SOPHOMORE

1. Ron Mercer	1996-97	40	603	297
2. Jamal Mashburn	1991-92	36	492	279
3. Jack Givens	1975-76	30	494	243
4. Patrick Patterson	2008-09	34	398	240
5. Kevin Grevey	1972-73	28	441	236

BY A JUNIOR

1. Dan Issel	1968-69	28	534	285
2. Pat Riley	1965-66	29	514	265
3. Cliff Hagan	1951-52	32	633	264
4. Jodie Meeks	2008-09	36	568	263
5. Jamal Mashburn	1992-93	34	526	259

BY A SENIOR

1. Dan Issel	1969-70	28	667	369
2. Kevin Grevey	1974-75	31	592	303
3. Kenny Walker	1985-86	36	447	260

4. Alex Groza	1948-49	34	612	259
5. Cotton Nash	1963-64	27	588	248

FIELD GOALS ATTEMPTED

Player	Season	G	FGM	FGA
1. Dan Issel	1969-70	28	369	667
2. Cliff Hagan	1951-52	32	264	633
3. Bill Spivey	1950-51	33	252	632
4. Bill Spivey	1949-50	30	225	619
5. Alex Groza	1948-49	34	259	612
6. Ron Mercer	1996-97	40	297	603
7. Kevin Grevey	1974-75	31	303	592
8. Cotton Nash	1963-64	27	248	588
9. Jodie Meeks	2008-09	36	263	568
10. Ralph Beard	1947-48	38	194	536

BY A FRESHMAN

1. Brandon Knight	2010-11	38	217	513
2. Terrence Jones	2010-11	38	206	466
3. James Young	2013-14	40	174	450
4. John Wall	2009-10	37	202	438
5. Aaron Harrison	2013-14	40	174	411

BY A SOPHOMORE

1. Bill Spivey	1949-50	30	225	619
2. Ron Mercer	1996-97	40	297	603
3. Jack Givens	1975-76	30	243	494
4. Jamal Mashburn	1991-92	36	279	492
5. Antoine Walker	1995-96	36	228	492

BY A JUNIOR

1. Cliff Hagan	1951-52	32	264	633
2. Bill Spivey	1950-51	33	252	632
3. Jodie Meeks	2008-09	36	263	568
4. Ralph Beard	1947-48	38	194	536
5. Dan Issel	1968-69	28	285	534

BY A SENIOR

1. Dan Issel	1969-70	28	369	667
2. Alex Groza	1948-49	34	259	612
3. Kevin Grevey	1974-75	31	303	592
4. Cotton Nash	1963-64	27	248	588
5. Bobby Watson	1951-52	32	184	517

FIELD-GOAL PERCENTAGE (MIN. 150 ATTEMPTS)

Player	Season	FGM	FGA	Pct
1. Michael Bradley	1998-99	157	239	.657
2. Rick Robey	1977-78	167	263	.635
3. Charles Hurt	1982-83	102	162	.630
4. Marquis Estill	2001-02	111	178	.624
5. Anthony Davis	2011-12	210	337	.623
6. Willie Cauley-Stein	2012-13	105	169	.621
7. Melvin Turpin	1982-83	192	311	.617
8. Josh Harrellson	2010-11	127	208	.611
9. Randolph Morris	2005-06	110	181	.608
10. Patrick Patterson	2008-09	240	398	.603

BY A FRESHMAN

1. Anthony Davis	2011-12	210	337	.623
------------------	---------	-----	-----	------

BY A SOPHOMORE

1. Michael Bradley	1998-99	157	239	.657
--------------------	---------	-----	-----	------

BY A JUNIOR

1. Marquis Estill	2001-02	111	178	.624
-------------------	---------	-----	-----	------

BY A SENIOR

1. Rick Robey	1977-78	167	363	.635
---------------	---------	-----	-----	------

SINGLE-GAME LEADERS

FIELD GOALS MADE

Player, Opponent (Date)	FGM
1. Dan Issel at Ole Miss (2-7-1970)	23
2. Dan Issel at Alabama (2-23-1970)	19
Dan Issel at LSU (2-21-1970)	19
Bob Burrow vs. LSU (1-14-1956)	19
5. Melvin Turpin vs. Georgia (3-8-1984)	18
Melvin Turpin at Tennessee (1-31-1984)	18
Jack Givens vs. Duke (3-27-1978)	18
Dan Issel at Vanderbilt (3-1-1969)	18
Louie Dampier at Vanderbilt (2-2-1966)	18
10. 10 players with	17

TEAM RECORDS

FIELD GOALS MADE

Game: 60

vs. Georgia (2-27-1956)

Season: 1,238

1996-97

FIELD GOALS ATTEMPTED

Game: 125

vs. Ole Miss (2-8-1964)

Season: 3,465

1947-48

HIGHEST FIELD-GOAL PERCENTAGE

First Half: .786

vs. Ole Miss (1-14-1981) [11 of 14]

Second Half: .875

at Alabama (2-9-1980) [14 of 16]

Game: .765

vs. Notre Dame (12-29-1981) [13 of 17]

Season: .556

1982-83

FIELD GOALS ATTEMPTED

Player, Opponent (Date)	FGA
1. Bill Spivey vs. Georgia Tech (2-18-1950)	42
2. Bill Spivey vs. Xavier (2-13-1951)	41

FIELD-GOAL PERCENTAGE (MIN. 10 ATTEMPTS)

Player, Opponent (Date)	Pct
1. Rodney Dent vs. Morehead St. (12-17-1993) [12 of 12]	1.000
Kenny Walker vs. Western Ky. (3-16-1986) [11 of 11]	1.000
3. Jack Givens at Mississippi State (1-31-1977) [11 of 12]	.917
Rick Robey vs. Miami, Ohio (12-10-1975) [11 of 12]	.917
5. Anthony Davis vs. Vanderbilt (2-25-2012) [10 of 11]	.909
Jared Prickett vs. UT-Martin (11-26-1994) [10 of 11]	.909
Travis Ford vs. Wake Forest (3-25-1993) [10 of 11]	.909
LeRon Ellis vs. Austin Peay (12-27-1988) [10 of 11]	.909
Bob Guyette at LSU (1-5-1974) [10 of 11]	.909
10. Anthony Davis at South Carolina (2-4-2012) [9 of 10]	.900
Scott Padgett vs. Western Carolina (2-6-1997) [9 of 10]	.900
Jack Givens vs. Alabama (2-20-1978) [9 of 10]	.900
Mike Phillips vs. LSU (1-14-1978) [9 of 10]	.900
Larry Johnson at Florida (1-24-1976) [9 of 10]	.900
DeMarcus Cousins vs. Wake Forest (3-20-2010) [9 of 10]	.900



YEAR-BY-YEAR FIELD-GOAL PERCENTAGE

YEAR	PLAYER	CL.	FGM	FGA	PCT.
1946-47	James Line	Fr.	86	209	.411
1947-48	Alex Groza	Jr.	200	530	.377
1948-49	Alex Groza	Sr.	259	612	.423
1949-50	James Line	Sr.	155	369	.420
1950-51	Bill Spivey	Jr.	252	632	.399
1951-52	Cliff Hagan	Jr.	264	633	.417
1953-54	Cliff Hagan	Sr.	234	514	.455
1954-55	Bob Burrow	Jr.	198	473	.419
1955-56	Vernon Hatton	So.	123	249	.494
1956-57	Vernon Hatton	Jr.	112	255	.439
1957-58	Vernon Hatton	Sr.	192	458	.419
1958-59	Bennie Coffman	Jr.	110	216	.509
1959-60	Billy Ray Lickert	Jr.	110	274	.401
1960-61	Billy Ray Lickert	Sr.	166	395	.420
1961-62	Larry Pursiful	Sr.	204	400	.510
1962-63	Don Rolfes	So.	68	134	.507
1963-64	Larry Conley	So.	114	231	.493
1964-65	Louie Dampier	So.	171	334	.512
1965-66	Louie Dampier	Jr.	249	482	.516
1966-67	Cliff Berger	Jr.	98	176	.556
1967-68	Mike Casey	So.	231	474	.489
1968-69	Mike Pratt	Jr.	173	321	.539
1969-70	Dan Issel	Sr.	369	667	.553
1970-71	Kent Hollenbeck	Jr.	113	212	.533
1971-72	Jim Andrews	Jr.	236	409	.577
1972-73	Jim Andrews	Sr.	243	434	.560
1973-74	Bob Guyette	Jr.	138	248	.557
1974-75	Rick Robey	Fr.	135	248	.544
1975-76	Mike Phillips	So.	199	367	.542
1976-77	Rick Robey	Jr.	158	276	.573
1977-78	Rick Robey	Sr.	167	263	.635
1978-79	LaVon Williams	Jr.	119	219	.543
1979-80	Sam Bowie	Fr.	165	311	.531
1980-81	Dirk Minniefield	So.	118	213	.554

YEAR	PLAYER	CL.	FGM	FGA	PCT.
1981-82	Melvin Turpin	So.	160	275	.582
1982-83	Charles Hurt	Sr.	102	162	.630
1983-84	Melvin Turpin	Sr.	224	378	.593
1984-85	Kenny Walker	Jr.	246	440	.559
1985-86	Kenny Walker	Sr.	260	447	.582
1986-87	Rob Lock	Jr.	91	161	.565
1987-88	Rob Lock	Sr.	123	219	.562
1988-89	LeRon Ellis	So.	200	385	.519
1989-90	Reggie Hanson	Jr.	165	332	.497
1990-91	Deron Feldhaus	Jr.	106	203	.522
1991-92	Jamal Mashburn	So.	279	492	.567
1992-93	Travis Ford	Jr.	129	245	.527
1993-94	Andre Riddick	Jr.	117	207	.565
1994-95	Andre Riddick	Sr.	68	123	.553
1995-96	Walter McCarty	Sr.	152	280	.543
1996-97	Jared Prickett	Sr.	116	211	.550
1997-98	Nazr Mohammed	Jr.	190	318	.597
1998-99	Michael Bradley	So.	157	239	.657
1999-00	Jamaal Magloire	Sr.	148	296	.500
2000-01	Marquis Estill	So.	85	141	.603
2001-02	Marquis Estill	Jr.	111	178	.624
2002-03	Marquis Estill	Sr.	169	288	.587
2003-04	Erik Daniels	Sr.	201	346	.581
2004-05	Randolph Morris	Fr.	105	199	.528
2005-06	Randolph Morris	So.	110	181	.608
2006-07	Randolph Morris	Jr.	202	341	.592
2007-08	Perry Stevenson	So.	69	120	.575
2008-09	Patrick Patterson	So.	240	398	.603
2009-10	Patrick Patterson	Jr.	215	374	.575
2010-11	Josh Harrellson	Sr.	127	208	.611
2011-12	Anthony Davis	Fr.	210	337	.623
2012-13	Willie Cauley-Stein	Fr.	105	169	.621
2013-14	Willie Cauley-Stein	So.	106	178	.596
2014-15	Willie Cauley-Stein	Jr.	135	236	.572

INDIVIDUAL RECORDS

FIELD GOALS MADE

Game: 23

Dan Issel at Ole Miss (2-7-1970)

Season: 369

Dan Issel (1969-1970)

Career: 843

Jack Givens (1975-1978)

FIELD GOALS ATTEMPTED

Game: 42

Bill Spivey (2-18-1950)

Season: 667

Dan Issel (1969-1970)

Career: 1,638

Jack Givens (1975-1978)

HIGHEST FIELD-GOAL PERCENTAGE

Game (min. 10 made): 1.000

Rodney Dent vs. Morehead State (12-17-1993) [12 of 12]

Kenny Walker vs. Western Kentucky (3-16-1986) [11 of 11]

Season (min. 100 att.): .657

Michael Bradley (1998-99) [157 of 239]

Career (min. 400 att.): .602

Marquis Estill (2001-03) [365 of 606]

LONGEST FIELD GOAL MADE

Game: 63 feet, 7 inches

Cliff Barker vs. Vanderbilt (2-26-1949 in Alumni Gym)

Other Long Shots on Record

53 ft. 9 in., Ralph Beard vs. Tennessee in 1947-48

53 ft. 6 in., Linville Puckett vs. Mississippi State in 1953-54

48 ft. 2 in., Red Hagan vs. Marquette in 1937-38

47-feet, Vernon Hatton vs. Temple [12-7-1957] that tied the score at the end of the first overtime. UK later won the game in 3 overtimes, 85-83



Jack Givens holds the career field goal mark. He made 843 field goals in 1,638 attempts from 1975-78.



FREE THROWS

CAREER LEADERS

FREE THROWS MADE

Player	Seasons	G	FTA	FTM
1. Kenny Walker	1983-86	132	733	550
2. Dan Issel	1968-70	83	661	488
3. Cotton Nash	1962-64	78	652	480
4. Ed Davender	1985-88	129	553	438
5. Alex Groza	1947-49	120	548	410
6. Winston Bennett	1984-86, 88	133	516	368
7. Rodrick Rhodes	1993-95	99	480	365
8. Jack Givens	1975-78	132	441	352
9. Frank Ramsey	1951-52, 54	91	518	346
10. Jamal Mashburn	1991-93	98	495	345

FREE THROWS ATTEMPTED

Player	Seasons	G	FTM	FTA
1. Kenny Walker	1983-86	132	550	733
2. Dan Issel	1968-70	83	488	661
3. Cotton Nash	1962-64	78	480	652
4. Alex Groza	1947-49	120	410	548
5. Ed Davender	1985-88	129	438	553
6. Frank Ramsey	1951-52, 54	91	346	518
7. Winston Bennett	1984-86, 88	133	368	516
8. Jamal Mashburn	1991-93	98	345	495
9. Ralph Beard	1946-49	139	305	489
10. Cliff Hagan	1951-52, 54	77	341	487

FREE-THROW PERCENTAGE (MIN. 200 ATT.)

Player	Seasons	FTM	FTA	Pct
1. Jodie Meeks	2007-09	299	336	.890
Kyle Macy	1978-80	331	372	.890
3. Travis Ford	1993-94	239	271	.882
4. Jim Master	1981-84	259	305	.849
5. Richie Farmer	1989-92	207	247	.838
6. Louie Dampier	1965-67	297	356	.834
7. Anthony Epps	1994-97	208	254	.819
8. Darius Miller	2008-12	185	227	.815
9. Larry Pursiful	1960-62	214	263	.814
10. Doron Lamb	2010-12	202	249	.811

SINGLE-SEASON LEADERS

FREE THROWS MADE

Player	Season	G	FTA	FTM
1. Kenny Walker	1984-85	31	284	218
2. Jodie Meeks	2008-09	36	234	211
3. Dan Issel	1969-70	28	275	210
4. Julius Randle	2013-14	40	289	204
5. Kenny Walker	1985-86	36	263	201
6. Alex Groza	1948-49	34	248	180
7. Dan Issel	1968-69	28	232	176
8. John Wall	2009-10	37	232	175
9. Rodrick Rhodes	1993-94	33	215	167
10. Cotton Nash	1961-62	26	218	166

FREE THROWS ATTEMPTED

Player	Season	G	FTM	FTA
1. Julius Randle	2013-14	40	204	289
2. Kenny Walker	1984-85	31	218	284
3. Dan Issel	1969-70	28	210	275
4. DeMarcus Cousins	2009-10	38	162	268
5. Kenny Walker	1985-86	36	201	263
6. Alex Groza	1948-49	34	180	248
7. Cotton Nash	1962-63	25	162	236
8. Cliff Hagan	1951-52	32	164	235
9. Jodie Meeks	2008-09	36	211	234
10. Dan Issel	1968-69	28	176	232
John Wall	2009-10	37	175	232

FREE-THROW PERCENTAGE (MIN. 50 ATTEMPTS)

Player	Season	FGM	FGA	Pct
1. Kyle Macy	1980	104	114	.912
Travis Ford	1994	103	113	.912
3. Jodie Meeks	2009	211	234	.902
4. Jodie Meeks	2007	61	68	.897
5. Jim Master	1982	95	106	.896
6. Kyle Macy	1978	115	129	.892

7. Gimel Martinez	1992	68	77	.883
8. Kent Hollenbeck	1971	82	93	.882
Bennie Coffman	1960	67	76	.882
10. Travis Ford	1993	104	118	.881

CONSECUTIVE FREE THROWS MADE

Player (Seasons)	FT
1. Travis Ford (1992-93 to 1993-94)	50
2. Jim Master (1981-82)	40
3. Jodie Meeks (2008-09)	36
4. Ed Davender (1987-88)	33
5. Kyle Macy (1978-79 to 1979-80)	32

SINGLE-GAME LEADERS

FREE THROWS MADE

Player, Opponent (Date)	FTM
1. Dwight Anderson vs. Mississippi State (2-12-1979)	18
2. Cotton Nash at Vanderbilt (1-8-1962)	17
Roger Newman vs. Ohio State (3-18-1961)	17
Cliff Hagan vs. Temple (12-5-1953)	17
Cliff Hagan vs. Ole Miss (1-3-1952)	17
6. Rodrick Rhodes vs. Ole Miss (1-18-1995)	16
Jamal Mashburn vs. Eastern Kentucky (12-8-1992)	16
Kenny Walker vs. Alabama (3-8-1986)	16
Scotty Baesler at Vanderbilt (1-7-1963)	16
10. Eight players with	14

FREE THROWS ATTEMPTED

Player, Opponent (Date)	FTA
1. Cliff Hagan vs. Temple (12-5-1953)	24
2. Dwight Anderson vs. Mississippi State (2-12-1979)	23
3. Roger Newman vs. Ohio State (3-18-1961)	22
4. Alex Groza vs. Tulane (3-5-1949)	21
5. Heshimu Evans vs. Ole Miss (3-5-1999)	20
Rodrick Rhodes vs. Ole Miss (1-18-1995)	20
Kenny Walker vs. Kansas (12-31-1984)	20
Jim Andrews vs. Kentucky (1-10-1972)	20
Dan Issel vs. Notre Dame (12-27-1969)	20
Dan Issel vs. Navy (12-19-1969)	20

FREE-THROW PERCENTAGE (MIN. 12 ATTEMPTS)

Player, Opponent (Date)	Pct
1. Jodie Meeks at Tennessee (1-13-2009) [14 of 14]	1.000
Ramel Bradley vs. Gardner-Webb (11-7-2007) [14 of 14]	1.000
Louie Dampier vs. Oregon St. (12-22-1966) [14 of 14]	1.000
Travis Ford vs. Ohio State (12-22-1993) [13 of 13]	1.000
Louie Dampier vs. Florida (1-30-1965) [13 of 13]	1.000
Jodie Meeks vs. West Virginia (11-29-2008) [12 of 12]	1.000
Kyle Macy vs. Vanderbilt (1-19-1980) [12 of 12]	1.000
Rick Robey vs. Vanderbilt (3-1-1975) [12 of 12]	1.000
Kevin Grevey at Georgia (2-19-1973) [12 of 12]	1.000
Dan Issel vs. Miami, Ohio (3-15-1969) [12 of 12]	1.000
Cotton Nash vs. Notre Dame (12-29-1962) [12 of 12]	1.000
Larry Pursiful vs. Kansas St. (12-23-1961) [12 of 12]	1.000
Johnny Cox vs. Maryland (12-15-1956) [12 of 12]	1.000
Phil Grawemeyer vs. Florida (2-3-1955) [12 of 12]	1.000

TEAM RECORDS

FREE THROWS MADE

Game: 46
at Vanderbilt (1-7-1963)

Season: 678
2011-12

MOST FREE THROWS ATTEMPTED

Game: 56
vs. Mississippi State (2-12-1979)

Season: 971
2009-10

HIGHEST FREE-THROW PERCENTAGE

Game (min. 10 attempts): 1.000
vs. Mississippi St. (2-8-1983) [19 of 19]
vs. Duke (3-3-1930) [19 of 19]
vs. Austin Peay (12-19-2009) [18 of 18]

at Ole Miss (1-28-1989) [13 of 13]
vs. Georgia (3-13-1988) [12 of 12]
vs. Florida (2-7-2012) [11 of 11]
vs. Auburn (2-27-1983) [11 of 11]
at Vanderbilt (3-2-1974) [11 of 11]
vs. Alabama (2-1-1934) [11 of 11]
at Alabama (1-18-1989) [10 of 10]

FEWEST FREE THROWS ATTEMPTED

Game: 1
vs. Auburn (3-10-1984)
at Tennessee (1-5-1980)
vs. Georgia (2-8-1975)



YEAR-BY-YEAR FREE-THROW PERCENTAGE

YEAR	PLAYER	CL.	FT	FTA	PCT.
1945-46	Wilbur Schu	Sr.	58	82	.707
1946-47	Kenneth Rollins	Jr.	86	107	.803
1947-48	Kenneth Rollins	Jr.	67	92	.728
1948-49	Alex Groza	Sr.	180	248	.725
1949-50	Bill Spivey	So.	128	176	.727
1950-51	Shelby Linville	Jr.	53	70	.757
1951-52	Cliff Hagan	Jr.	164	235	.697
1953-54	Bill Evans	Jr.	49	63	.778
1954-55	Bill Evans	Sr.	81	109	.743
1955-56	Bob Burrow	Sr.	114	171	.667
	Vernon Hatton	So.	100	150	.667
1956-57	Johnny Cox	So.	138	180	.766
1957-58	Vernon Hatton	Sr.	112	144	.777
1958-59	Don Mills	Jr.	101	122	.827
1959-60	Bennie Coffman	Sr.	67	76	.882
1960-61	Larry Pursiful	Jr.	99	118	.838
1961-62	Larry Pursiful	Sr.	89	109	.816
1962-63	Scotty Baesler	Sr.	59	69	.855
1963-64	Terry Mobley	Jr.	43	56	.767
1964-65	Louie Dampier	So.	84	100	.840
1965-66	Tommy Kron	Sr.	57	67	.851
1966-67	Louie Dampier	Sr.	99	119	.831
1967-68	Mike Casey	So.	79	96	.823
1968-69	Dan Issel	Jr.	176	232	.759
1969-70	Dan Issel	Sr.	210	275	.764
1970-71	Kent Hollenbeck	Jr.	82	93	.882
1971-72	Ronnie Lyons	So.	70	80	.875
1972-73	Mike Flynn	So.	55	75	.733
1973-74	Kevin Grevey	Jr.	83	100	.830
1974-75	Rick Robey	Fr.	51	63	.810
1975-76	Jack Givens	So.	116	140	.829
1976-77	Jack Givens	Jr.	94	113	.832
1977-78	Kyle Macy	So.	115	129	.892
1978-79	Kyle Macy	Jr.	112	129	.868
1979-80	Kyle Macy	Sr.	104	114	.912

YEAR	PLAYER	CL.	FT	FTA	PCT.
1980-81	Dirk Minniefield	So.	55	63	.873
1981-82	Jim Master	So.	95	106	.896
1982-83	Derrick Hord	Sr.	65	79	.823
1983-84	Jim Master	Sr.	60	74	.811
1984-85	Kenny Walker	Jr.	218	284	.768
1985-86	Ed Davender	So.	104	131	.794
1986-87	Ed Davender	Jr.	107	145	.738
1987-88	Ed Davender	Sr.	149	171	.871
1988-89	Reggie Hanson	So.	57	76	.750
1989-90	Richie Farmer	So.	50	59	.847
1990-91	Richie Farmer	Jr.	64	76	.842
1991-92	Gimel Martinez	So.	68	77	.883
1992-93	Travis Ford	Jr.	104	118	.881
1993-94	Travis Ford	Sr.	103	113	.912
1994-95	Anthony Epps	So.	58	80	.850
1995-96	Tony Delk	Sr.	88	110	.800
1996-97	Anthony Epps	Sr.	75	90	.833
1997-98	Scott Padgett	Jr.	87	102	.853
1998-99	Heshimu Evans	Sr.	94	128	.734
1999-00	Desmond Allison	So.	53	68	.779
2000-01	Tayshaun Prince	Jr.	97	115	.843
2001-02	Chuck Hayes	Fr.	48	65	.738
2002-03	Chuck Hayes	So.	82	104	.788
2003-04	Kelenna Azubuike	So.	58	76	.763
2004-05	Chuck Hayes	Sr.	81	111	.730
2005-06	Ramel Bradley	So.	46	59	.780
2006-07	Jodie Meeks	Fr.	61	68	.897
2007-08	Ramel Bradley	Sr.	142	171	.830
2008-09	Jodie Meeks	Jr.	211	234	.902
2009-10	John Wall	Fr.	175	232	.754
2010-11	Darius Miller	Jr.	58	68	.853
2011-12	Doron Lamb	So.	123	149	.826
2012-13	Julius Mays	Sr.	55	65	.846
2013-14	Aaron Harrison	Fr.	139	176	.790
2014-15	Devin Booker	Fr.	53	64	.828

INDIVIDUAL RECORDS

FREE THROWS MADE

Game: 18

Dwight Anderson vs. Miss. State (1-15-1979)

Season: 218

Kenny Walker (1984-1985)

Career: 550

Kenny Walker (1983-1986)

FREE THROWS ATTEMPTED

Game: 24

Cliff Hagan vs. Temple (12-18-1954)

Season: 289

Julius Randle (2013-14)

Career: 733

Kenny Walker (1983-1986)

HIGHEST FREE-THROW PERCENTAGE

Game (min. 10 att.): 1.000

(34 times), most by Louie Dampier vs. Oregon State (12-22-1966); last by Andrew Harrison vs. Tennessee (1-18-2014) [10-10]

Game (min. 15 att.): .944

Cliff Hagan vs. Ole Miss (1-2-1952) [17 of 18]


Season (min. 50 att.): .912

Kyle Macy (1979-80) [104 of 114]

Career (min. 200 att.): .890

Jodie Meeks (2007-09) [299-336]

Kyle Macy (1978-80) [331 of 372]



Kenny Walker (1983-86) is Kentucky's career and season leader in most free throws made.



3-POINT FIELD GOALS

CAREER LEADERS

3-POINT FIELD GOALS MADE

Player	Seasons	Pct	3FGA	3FG
1. Tony Delk	1993-96	.398	712	283
2. Keith Bogans	2000-03	.342	743	254
3. Tayshaun Prince	1999-02	.329	621	204
4. Gerald Fitch	2001-04	.396	502	199
5. Derrick Miller	1986-90	.358	533	191
6. Travis Ford	1992-94	.445	427	190
7. Joe Crawford	2004-08	.350	532	186
8. Jodie Meeks	2007-09	.386	459	177
Ramel Bradley	2004-08	.355	499	177
10. Darius Miller	2008-12	.379	462	175

3-POINT FIELD GOALS ATTEMPTED

Player	Seasons	Pct	3FG	3FGA
1. Keith Bogans	2000-03	.342	254	743
2. Tony Delk	1993-96	.398	283	712
3. Tayshaun Prince	1999-02	.329	204	621
4. Derrick Miller	1986-90	.358	191	533
5. Joe Crawford	2004-08	.350	186	532
6. Gerald Fitch	2001-04	.396	199	502
7. Ramel Bradley	2004-08	.355	177	499
8. Darius Miller	2008-12	.379	175	462
9. Jodie Meeks	2007-09	.386	177	459
10. John Pelphrey	1989-92	.370	160	433

3-POINT FIELD GOALS PERCENTAGE (MIN. 150 ATT.)

Player	Seasons	3FG	3FGA	Pct
1. Doron Lamb	2010-12	144	303	.4752
2. Cameron Mills	1995-98	81	171	.4737
3. Walter McCarty	1994-96	75	187	.4011
4. Travis Ford	1992-94	190	427	.4450
5. Rex Chapman	1987-88	134	335	.4000
6. Derek Anderson	1994-96	61	153	.3987
7. Tony Delk	1993-96	283	712	.3975
8. Gerald Fitch	2001-04	199	502	.3964
Anthony Epps	1994-97	155	391	.3964
10. Jeff Sheppard	1994-98	128	330	.3879

SINGLE-SEASON LEADERS

3-POINT FIELD GOALS MADE

Player	Season	Pct	3FGA	3FG
1. Jodie Meeks	2008-09	.406	288	117
2. Travis Ford	1992-93	.529	191	101
3. Derrick Miller	1989-90	.332	298	99
4. Tony Delk	1993-94	.374	254	95
5. Tony Delk	1995-96	.443	210	93
6. Brandon Knight	2010-11	.377	231	87
7. Patrick Sparks	2004-05	.376	218	82
James Young	2013-14	.349	235	82
9. Keith Bogans	2002-03	.383	209	80
10. Gerald Fitch	2003-04	.401	197	79
11. Tony Delk	1994-95	.391	197	77
12. Doron Lamb	2011-12	.466	163	76
13. Keith Bogans	2000-01	.361	205	74
14. Jeff Sheppard	1997-98	.376	189	71
15. Ramel Bradley	2006-07	.367	188	69
Patrick Sparks	2005-06	.385	179	69
Anthony Epps	1996-97	.388	178	69
18. Doron Lamb	2010-11	.486	140	68
Rex Chapman	1986-87	.386	176	68
20. Jamal Mashburn	1992-93	.439	180	66
Rex Chapman	1987-88	.415	159	66

3-POINT FIELD GOALS ATTEMPTED

Player	Season	Pct	3FG	3FGA
1. Derrick Miller	1989-90	.332	99	298
2. Jodie Meeks	2008-09	.406	117	288
3. Tony Delk	1993-94	.374	95	254
4. James Young	2013-14	.349	82	235
5. Brandon Knight	2010-11	.377	87	231
6. Patrick Sparks	2004-05	.376	82	218
7. Tony Delk	1995-96	.443	93	210
8. Keith Bogans	2002-03	.383	80	209
9. Keith Bogans	2000-01	.361	74	205

10. Gerald Fitch	2003-04	.401	79	197
11. Tony Delk	1994-95	.391	77	197
12. Travis Ford	1992-93	.529	101	191
Tayshaun Prince	2001-02	.340	65	191
14. Jeff Sheppard	1997-98	.376	71	189
15. Ramel Bradley	2006-07	.367	69	188
Dale Brown	1992-93	.340	64	188
17. Aaron Harrison	2014-15	.316	59	187
18. Joe Crawford	2006-07	.350	63	180
Jamal Mashburn	1992-93	.439	66	180
20. Patrick Sparks	2005-06	.385	69	179
Tayshaun Prince	2000-01	.358	64	179

HIGHEST 3-POINT FIELD-GOAL PERCENTAGE (MIN. 100 ATT.)

Player	Season	3FG	3FGA	Pct
1. Travis Ford	1992-93	101	191	.529
2. Doron Lamb	2010-11	68	140	.486
3. Doron Lamb	2011-12	76	163	.466
4. Darius Miller	2010-11	58	131	.443
Tony Delk	1995-96	93	210	.443
6. Jamal Mashburn	1991-92	58	132	.439
7. Rex Chapman	1987-88	66	159	.415
8. Devin Booker	2014-15	58	141	.411
Jeff Brassow	1993-94	46	112	.411
9. Anthony Epps	1995-96	43	105	.410

SINGLE-GAME LEADERS

3-POINT FIELD GOALS MADE

Player, Opponent (Date)	3FGA	3FG
1. Jodie Meeks, at Tennessee (1-13-2009)	15	10
2. Tony Delk, TCU (1-20-1996)	12	9
Jodi Meeks, App. State (12-20-2008)	14	9
Eric Bledsoe, E. Tennessee St (3-18-2010)	11	9
4. Cameron Mills, Florida (2-1-1998)	14	8
Derrick Miller, Tennessee (1-20-1990)	13	8
Derrick Miller, N. Carolina (12-27-1989)	16	8
Derrick Miller, Kansas (12-9-1989)	19	8

3-POINT FIELD GOALS ATTEMPTED

Player, Opponent (Date)	3FGA	3FG
1. Derrick Miller, Kansas (12-9-1989)	8	19
2. Derrick Miller, Tenn. Tech (12-6-1989)	7	18
3. Derrick Miller, LSU (2-15-1990)	7	16
Derrick Miller, N. Carolina (12-27-1989)	7	16
Derrick Miller, UL Lafayette (12-23-1989)	7	16
6. Jodie Meeks, at Tennessee (1-13-2009)	10	15
Jodie Meeks, Tennessee St. (12-22-2009)	8	15
Jamal Mashburn, S. Carolina (1-4-1992)	5	15
Derrick Miller, Vanderbilt (2-7-1990)	6	15
Derrick Miller, Ole Miss (1-27-1990)	4	15

CONSECUTIVE GAMES WITH 3-POINT FIELD GOAL

Player	Streak
1. Tony Delk	34 (32 in 1993-94, 2 in 1994-95)
2. Travis Ford	32 (27 in 1992-93, 5 in 1993-94)
3. Keith Bogans	29 (3 in 2001-02, 27 in 2002-03)
4. Jodie Meeks	27 (1 in 2007-08, 26 in 2008-09)
5. Darius Miller	25 (25 in 2010-11)

TEAM RECORDS

MOST 3-POINT FIELD GOALS MADE

Game: 21

North Carolina (12-27-1989) [21 of 48]

Season: 340

1992-93 [340 of 862 in 34 games]

MOST 3-POINT FIELD GOALS ATTEMPTED

Game: 53

vs. UL Lafayette (12-23-1989) [15 of 53]

Season: 888

1991-92 [317 of 888 in 36 games]

HIGHEST 3-POINT FIELD-GOAL PERCENTAGE

Game (min. 10 made): .667

vs. Wake Forest (3-25-1993) [16 of 24]

Game (min. 20 made): .571

vs. LSU (3-4-1995) [20 of 35]

Season: .397

1995-96 [266 of 670 in 36 games]



YEAR-BY-YEAR 3-POINT FIELD GOALS MADE

YEAR	PLAYER	CL.	3FG	3FGA	PCT.
1986-87	Derrick Miller	Fr.	35	81	.432
1987-88	Rex Chapman	So.	66	159	.415
1988-89	Derrick Miller	Jr.	54	139	.388
1989-90	John Pelphrey	So.	44	120	.367
1990-91	John Pelphrey	Jr.	62	164	.378
1991-92	Jamal Mashburn	So.	58	132	.439
1992-93	Travis Ford	Jr.	101	191	.529
1993-94	Jeff Brassow	Sr.	46	112	.411
1994-95	Tony Delk	Jr.	77	197	.391
1995-96	Tony Delk	Sr.	93	210	.443
1996-97	Cameron Mills	Jr.	42	79	.532
1997-98	Cameron Mills	Sr.	38	87	.437
1998-99	Scott Padgett	Sr.	61	160	.381
1999-00	Tayshaun Prince	So.	46	150	.307
2000-01	Keith Bogans	So.	74	205	.361

YEAR	PLAYER	CL.	3FG	3FGA	PCT.
2001-02	Tayshaun Prince	Sr.	65	191	.340
2002-03	Gerald Fitch	Jr.	61	147	.415
2003-04	Gerald Fitch	Sr.	79	197	.401
2004-05	Patrick Sparks	Jr.	82	218	.376
2005-06	Patrick Sparks	Sr.	69	179	.385
2006-07	Ramel Bradley	Jr.	69	188	.367
2007-08	Ramel Bradley	Sr.	58	153	.379
2008-09	Jodie Meeks	Jr.	117	288	.406
2009-10	Darnell Dodson	So.	50	144	.347
2010-11	Brandon Knight	Fr.	87	231	.377
2011-12	Doron Lamb	So.	76	163	.466
2012-13	Julius Mays	Sr.	65	175	.371
2013-14	James Young	Fr.	82	235	.349
2014-15	Aaron Harrison	So.	59	159	.316



Jodie Meeks holds the school single-season 3-point field goals made record with 117 in 288 attempts in 2008-09.

INDIVIDUAL RECORDS

MOST 3-POINT FIELD GOALS MADE

Half: 7

Jodie Meeks at Tennessee (1-3-2009)
Tayshaun Prince vs. N. Carolina (12-8-2001)
Derrick Miller vs. Kansas (12-9-1989)

Game: 10

Jodie Meeks at Tenn. (1-3-2009) [10 of 15]

Season: 117

Jodie Meeks (2008-09) [117 of 288]

Career: 283

Tony Delk (1993-96) [283 of 712]

MOST 3-POINT FIELD GOALS ATTEMPTED

Game: 19

Derrick Miller vs. Kansas (12-8-1990)
[8 of 19]

Season: 289

Derrick Miller (1989-90) [99 of 289]

Career: 712

Tony Delk (1993-96) [283 of 712]

HIGHEST 3-POINT FIELD-GOAL PERCENTAGE

Game (min. 5 att.): 1.000

Ramel Bradley vs. South Carolina (1-26-2008)
[5 of 5]; Keith Bogans vs. Tulane (12-10-2002)
[5 of 5]; Tayshaun Prince vs. South Carolina
(2-3-2001) [5 of 5]; Jamal Mashburn vs. Wake
Forest (3-25-1993) [5 of 5]

Season (min. 75 att.): .532

Cameron Mills (1996-97) [42 of 79]

Season (min. 100 att.): .529

Travis Ford (1992-93) [101 of 191]

Career (min. 150 att.): .474

Cameron Mills (1995-98) [81 of 171]



REBOUNding

CAREER LEADERS

REBOUNDS

Player	Seasons	G	Avg	Reb
1. Dan Issel	1968-70	83	13.0	1,078
2. Frank Ramsey	1951-52, 54	91	11.4	1,038
3. Cliff Hagan	1951-52, 54	77	13.4	1,035
4. Johnny Cox	1957-59	84	12.0	1,004
5. Cotton Nash	1962-64	78	12.3	962
6. Kenny Walker	1983-86	132	7.1	942
7. Chuck Hayes	2002-05	134	6.8	910
8. Sam Bowie	1980-81, 84	96	8.8	843
9. Rick Robey	1975-78	105	8.0	838
10. Bob Burrow	1955-56	51	16.1	823

REBOUNding AVERAGE (MIN. 60 GAMES)

Player	Seasons	G	Reb	Avg
1. Cliff Hagan	1951-52, 54	77	1,035	13.4
2. Dan Issel	1968-70	83	1,078	13.0
3. Cotton Nash	1962-64	78	962	12.3
4. Johnny Cox	1957-59	84	1,004	12.0
5. Frank Ramsey	1951-52, 54	91	1,038	11.4
6. Ed Beck	1956-58	78	783	10.0
7. Phil Grawemeyer	1953-56	71	703	9.9
8. Jim Andrews	1971-73	80	783	9.8
9. Don Mills	1957-59	71	669	9.4
10. Bill Spivey	1949-51	63	567	9.0

SINGLE-SEASON LEADERS

REBOUNDS

Player	Season	G	Avg	Reb
1. Bill Spivey	1950-51	33	17.2	567
2. Cliff Hagan	1951-52	32	16.5	528
3. Bob Burrow	1954-55	26	17.7	459

4. Frank Ramsey	1950-51	34	12.8	434
5. Julius Randle	2013-14	40	10.4	417
6. Anthony Davis	2011-12	40	10.4	415
7. Frank Ramsey	1951-52	32	12.0	383
8. Dan Issel	1968-69	28	13.6	381
9. Ed Beck	1956-57	27	14.1	380
10. DeMarcus Cousins	2009-10	38	9.8	374

REBOUNding AVERAGE

Player	Season	G	Reb	Avg
1. Bob Burrow	1954-55	26	459	17.7
2. Bill Spivey	1950-51	33	567	17.2
3. Cliff Hagan	1951-52	32	528	16.5
4. Bob Burrow	1955-56	25	364	14.6
5. Ed Beck	1956-57	27	380	14.1
6. Dan Issel	1968-69	28	381	13.6
7. Cliff Hagan	1953-54	25	338	13.5
8. Cotton Nash	1961-62	26	345	13.3
9. Dan Issel	1969-70	28	369	13.2
10. Don Mills	1959-60	25	323	12.9

SINGLE-GAME LEADERS

REBOUNDS

Player, Opponent (Date)	Reb
1. Bob Burrow, Temple (12-10-1955)	34
Bill Spivey, Xavier (2-13-1951)	34
3. Cotton Nash, Ole Miss (2-8-1964)	30
Cotton Nash, Temple (12-18-1961)	30
5. Dan Issel, LSU (2-22-1969)	29
6. Mike Phillips, Tennessee (1-10-1976)	28
7. Dan Issel, Xavier (11-30-1968)	24
Dan Issel, Florida (12-4-1967)	24
Don Mills, S. California (12-5-1959)	24

YEARLY REBOUND LEADERS

YEAR	PLAYER	CL.	G	REB	AVG
1950-51	Bill Spivey	Jr.	33	567	17.2
1951-52	Cliff Hagan	Jr.	32	528	16.5
1953-54	Cliff Hagan	Sr.	25	338	13.5
1954-55	Bob Burrow	Jr.	26	459	17.7
1955-56	Bob Burrow	Sr.	25	364	14.6
1956-57	Ed Beck	Jr.	27	380	14.1
1957-58	Johnny Cox	Jr.	29	365	12.6
1958-59	Johnny Cox	Sr.	27	329	12.2
1959-60	Don Mills	Sr.	25	323	12.9
1960-61	Roger Newman	Sr.	28	265	9.5
1961-62	Cotton Nash	So.	26	345	13.2
1962-63	Cotton Nash	Jr.	25	300	12.0
1963-64	Cotton Nash	Sr.	27	317	11.7
1964-65	John Adams	Sr.	25	214	8.6
1965-66	Pat Riley	Jr.	29	259	8.9
1966-67	Thad Jaracz	Jr.	26	215	8.3
1967-68	Dan Issel	So.	27	328	12.1
1968-69	Dan Issel	Jr.	28	381	13.6
1969-70	Dan Issel	Sr.	28	369	13.2
1970-71	Tom Payne	So.	28	283	10.1
1971-72	Jim Andrews	Jr.	28	315	11.3
1972-73	Jim Andrews	Sr.	28	348	12.4
1973-74	Bob Guyette	Jr.	26	205	7.9
1974-75	Rick Robey	Fr.	31	214	6.9
1975-76	Mike Phillips	So.	30	295	9.8
1976-77	Rick Robey	Jr.	30	273	9.1
1977-78	Rick Robey	Sr.	32	261	8.2
1978-79	LaVon Williams	Jr.	31	213	6.9
1979-80	Sam Bowie	Fr.	34	276	8.1
1980-81	Sam Bowie	So.	28	254	9.1
1981-82	Melvin Turpin	So.	30	212	7.1
1982-83	Melvin Turpin	Jr.	31	195	6.3
1983-84	Sam Bowie	Sr.	34	313	9.2

YEAR	PLAYER	CL.	G	REB	AVG
1984-85	Kenny Walker	Jr.	31	315	10.2
1985-86	Kenny Walker	Sr.	36	276	7.7
1986-87	Richard Madison	Jr.	29	216	7.4
1987-88	Winston Bennett	Sr.	33	258	7.8
1988-89	Chris Mills	Fr.	32	277	8.7
1989-90	Reggie Hanson	Jr.	28	200	7.1
1990-91	Reggie Hanson	Sr.	28	201	7.2
1991-92	Jamal Mashburn	So.	36	281	7.8
1992-93	Jamal Mashburn	Jr.	34	284	8.3
1993-94	Jared Prickett	So.	33	232	7.0
1994-95	Mark Pope	Jr.	33	271	6.3
1995-96	Antoine Walker	So.	36	302	8.4
1996-97	Jared Prickett	Sr.	38	225	5.9
1997-98	Nazr Mohammed	Jr.	39	282	7.2
1998-99	Scott Padgett	Sr.	37	217	5.9
1999-00	Jamaal Magloire	Sr.	33	300	9.1
2000-01	Tayshaun Prince	Jr.	34	221	6.5
2001-02	Tayshaun Prince	Sr.	32	202	6.3
2002-03	Chuck Hayes	So.	36	244	6.8
2003-04	Chuck Hayes	Jr.	32	260	8.1
2004-05	Chuck Hayes	Sr.	34	263	7.7
2005-06	Rajon Rondo	So.	34	209	6.1
2006-07	Randolph Morris	Jr.	34	264	7.8
2007-08	Patrick Patterson	Fr.	25	192	7.7
2008-09	Patrick Patterson	So.	34	316	9.3
2009-10	DeMarcus Cousins	Fr.	38	374	9.8
2010-11	Terrence Jones	Fr.	38	336	8.8
2011-12	Anthony Davis	Fr.	40	415	10.4
2012-13	Nerlens Noel	Fr.	24	227	9.5
2013-14	Julius Randle	Fr.	40	417	10.4
2014-15	Karl-Anthony Towns	Fr.	39	261	6.7

TEAM RECORDS

MOST REBOUNDS

Game: 108

vs. Ole Miss (2-8-1964)

Season: 2,109

1950-51

HIGHEST REBOUNding AVERAGE

Season: 64.6

1955-56 [1,680 in 26 games]

HIGHEST REBOUNding MARGIN

Season: 21.5

1955-56

INDIVIDUAL RECORDS

MOST REBOUNDS

Game: 34

Bob Burrow vs. Temple (12-10-1955)

Billy Spivey vs. Xavier (2-13-1951)

Season: 567

Bill Spivey (1950-51)

Career: 1,078

Dan Issel (1968-70)

HIGHEST REBOUNding AVERAGE

Season: 17.7

Bob Burrow (1954-55) [459 in 26 games]

Career: 16.1

Bob Burrow (1955-56) [823 in 51 games]



STEALS

CAREER LEADERS**STEALS**

Player	Seasons	G	Avg	Stls
1. Wayne Turner	1996-99	151	1.6	238
2. Tony Delk	1993-96	133	1.5	201
3. Cliff Hawkins	2001-04	126	1.6	199
4. Ed Davender	1985-88	129	1.5	191
5. Jared Prickett	1993-97	143	1.3	187
6. Anthony Epps	1994-97	141	1.3	184
7. John Pelphrey	1989-92	114	1.5	173
8. Chuck Hayes	2002-05	134	1.3	170
9. Rodrick Rhodes	1993-95	99	1.6	163
10. Rajon Rondo	2005-06	68	2.3	156
Dirk Minniefield	1980-83	123	1.3	156

STEALS PER GAME (MIN. 75 STEALS)

Player	Seasons	G	Stls	Avg
1. Rajon Rondo	2005-06	68	156	2.294
2. Derek Anderson	1996-97	55	98	1.782
3. Rodrick Rhodes	1993-95	99	163	1.646
4. Sean Woods	1990-92	91	144	1.582
5. Cliff Hawkins	2001-04	126	199	1.579
6. Wayne Turner	1996-99	151	238	1.576
7. Jamal Mashburn	1991-93	98	153	1.561
8. John Pelphrey	1989-92	114	173	1.518
9. Reggie Hanson	1988-91	101	153	1.515
10. Tony Delk	1993-96	133	201	1.511

SINGLE-SEASON LEADERS**STEALS**

Player	Season	G	Avg	Stls
1. Rajon Rondo	2004-05	34	2.6	87
2. Wayne Turner	1996-97	40	2.0	79

3. Rodrick Rhodes	1993-94	33	2.3	76
4. Cliff Hawkins	2003-04	32	2.3	74
5. Rajon Rondo	2005-06	34	2.0	69
Kyle Macy	1978-79	31	2.2	69
7. Anthony Epps	1996-97	40	1.7	68
8. Tony Delk	1995-96	36	1.9	67
9. Jared Prickett	1996-97	38	1.7	66
Ron Mercer	1996-97	40	1.7	66
John Wall	2009-10	38	1.8	66

STEALS PER GAME (MIN. 30 STEALS)

Player	Season	G	Stls	Avg
1. Rajon Rondo	2004-05	34	87	2.559
2. Cliff Hawkins	2003-04	32	74	2.313
3. Rodrick Rhodes	1993-94	33	76	2.303
4. Kyle Macy	1978-79	31	69	2.226
5. Reggie Hanson	1989-90	28	61	2.179
John Pelphrey	1991-92	28	61	2.179
7. Nerlens Noel	2012-13	24	50	2.083
8. Rajon Rondo	2005-06	34	69	2.029
9. Wayne Turner	1996-97	40	79	1.975
10. Tony Delk	1993-94	34	64	1.882

SINGLE-GAME LEADERS**STEALS**

Player, Opponent (Date)	Stls
1. Rajon Rondo, Mississippi St. (2-19-2005)	8
Wayne Turner, George Wash. (11-24-1997)	8
3. Jared Prickett, Tennessee (3-12-1993)	7
Reggie Hanson, Ole Miss (2-16-1991)	7
John Pelphrey, LSU (2-15-1990)	7
Winston Bennett, Mississippi St. (1-16-1985)	7

YEARLY STEALS LEADERS

YEAR	PLAYER	CL.	G	STLS	AVG
1978-79	Kyle Macy	Jr.	31	69	2.2
1979-80	Kyle Macy	Sr.	35	58	1.7
1980-81	Dirk Minniefield	So.	28	35	1.3
1981-82	Dirk Minniefield	Jr.	30	42	1.4
1982-83	Dirk Minniefield	Sr.	31	45	1.5
1983-84	Kenny Walker	So.	34	31	0.9
1984-85	Ed Davender	Fr.	31	33	1.1
1985-86	Ed Davender	So.	36	59	1.6
1986-87	James Blackmon	Sr.	29	50	1.7
1987-88	Rex Chapman	So.	32	53	1.7
1988-89	Reggie Hanson	So.	29	47	1.6
1989-90	Reggie Hanson	Jr.	28	61	2.2
	John Pelphrey	So.	28	61	2.2
1990-91	Sean Woods	Jr.	27	50	1.9
1991-92	Jamal Mashburn	So.	36	61	1.7
	John Pelphrey	Sr.	36	61	1.7
1992-93	Travis Ford	Jr.	34	56	1.6
1993-94	Rodrick Rhodes	So.	33	76	2.3
1994-95	Tony Delk	Jr.	33	53	1.6
1995-96	Tony Delk	Sr.	36	67	1.9
1996-97	Wayne Turner	So.	40	79	2.0
1997-98	Wayne Turner	Jr.	39	62	1.6
1998-99	Wayne Turner	Sr.	37	57	1.5
1999-00	Keith Bogans	Fr.	33	47	1.4
2000-01	Saul Smith	Sr.	34	51	1.5
2001-02	Cliff Hawkins	So.	32	48	1.5
2002-03	Keith Bogans	Sr.	36	42	1.2
	Chuck Hayes	So.	36	42	1.2
	Cliff Hawkins	Jr.	29	42	1.4
2003-04	Cliff Hawkins	Sr.	32	74	2.3
2004-05	Rajon Rondo	Fr.	34	87	2.6
2005-06	Rajon Rondo	So.	34	69	2.0
2006-07	Ramel Bradley	Jr.	34	44	1.3

YEAR	PLAYER	CL.	G	STLS	AVG
2007-08	Ramel Bradley	Sr.	31	48	1.5
2008-09	Jodie Meeks	Jr.	36	48	1.3
2009-10	John Wall	Fr.	38	66	1.8
2010-11	DeAndre Liggins	Jr.	38	46	1.2
2011-12	Anthony Davis	Fr.	40	54	1.4
2012-13	Nerlens Noel	Fr.	24	50	2.1
2013-14	Willie Cauley-Stein	So.	37	44	1.2
2014-15	Willie Cauley-Stein	Jr.	39	47	1.2

TEAM RECORDS

MOST STEALS**Game: 23**

vs. Tennessee-Martin (11-26-1994)

vs. Mississippi State (1-9-1991)

Season: 480

1996-97

INDIVIDUAL RECORDS

MOST STEALS**Game: 8**

Rajon Rondo vs. Mississippi State (2-19-2005)

Wayne Turner vs. George Wash. (11-24-1997)

Season: 87

Rajon Rondo (2004-05)

Career: 238

Wayne Turner (1996-99)

MOST STEALS PER GAME**Season: 2.56**

Rajon Rondo (2004-05) [87 in 34 games]

Career: 2.29

Rajon Rondo (2005-06) [156 in 68 games]



BLOCKS

CAREER LEADERS

BLOCKS				
Player	Seasons	G	Avg	Blks
1. Jamaal Magloire	1997-00	145	1.8	268
2. Willie Cauley-Stein	2013-15	105	2.2	233
3. Melvin Turpin	1981-84	123	1.8	226
4. Sam Bowie	1980-81, 84	96	2.3	218
5. Andre Riddick	1992-95	126	1.7	212
6. Anthony Davis	2011-2012	40	4.7	186
7. Perry Stevenson	2007-10	134	1.2	159
8. Jules Camara	1999-00, 02-03	136	1.1	155
9. Patrick Patterson	2008-10	97	1.6	152
10. Marquis Estill	2001-03	100	1.4	143

BLOCKS PER GAME (MIN. 75 BLOCKS)

Player	Seasons	G	Blks	Avg
1. Anthony Davis	2012	40	186	4.650
2. Nerlens Noel	2013	24	106	4.417
3. Sam Bowie	1980-81, 84	96	218	2.271
4. Karl-Anthony Towns	2014-15	39	88	2.256
5. Willie Cauley-Stein	2013-15	105	233	2.219
6. Jamaal Magloire	1997-00	145	268	1.848
7. Melvin Turpin	1981-84	123	226	1.837
8. Andre Riddick	1992-95	126	212	1.683
9. Patrick Patterson	2008-10	97	152	1.567
10. Nazr Mohammed	1996-98	94	135	1.436

SINGLE-SEASON LEADERS

BLOCKS				
Player	Season	G	Avg	Blks
1. Anthony Davis	2011-12	40	4.7	186
2. Nerlens Noel	2012-13	24	4.4	106
Willie Cauley-Stein	2013-14	37	2.9	106
4. Karl-Anthony Towns	2014-15	39	2.3	88
5. Andre Riddick	1993-94	34	2.4	83
Melvin Turpin	1982-83	31	2.7	83
7. Sam Bowie	1980-81	28	2.9	80
8. Jamaal Magloire	1996-97	40	2.0	79
9. Nazr Mohammed	1997-98	39	1.9	75
10. Sam Bowie	1979-80	34	2.1	73

YEARLY BLOCK LEADERS

YEAR	PLAYER	CL.	G	BLKS	AVG
1978-79	Freddie Cowan	So.	31	36	1.2
1979-80	Sam Bowie	Fr.	34	73	2.1
1980-81	Sam Bowie	So.	28	80	2.9
1981-82	Melvin Turpin	So.	30	67	2.2
1982-83	Melvin Turpin	Jr.	31	83	2.7
1983-84	Sam Bowie	Sr.	34	65	1.9
1984-85	Kenny Walker	Jr.	31	37	1.2
1985-86	Kenny Walker	Sr.	36	43	1.2
1986-87	Rob Lock	Jr.	29	31	1.1
1987-88	Rob Lock	Sr.	33	32	1.0
1988-89	LeRon Ellis	So.	32	35	1.1
1989-90	Reggie Hanson	Jr.	28	40	1.4
1990-91	Reggie Hanson	Sr.	28	53	1.9
1991-92	Andre Riddick	Fr.	28	33	1.2
1992-93	Andre Riddick	So.	31	52	1.7
1993-94	Andre Riddick	Jr.	34	83	2.4
1994-95	Andre Riddick	Sr.	33	44	1.3
1995-96	Walter McCarty	Sr.	36	51	1.4
1996-97	Jamaal Magloire	Fr.	40	79	2.0
1997-98	Nazr Mohammed	Jr.	39	75	1.9
1998-99	Jamaal Magloire	Jr.	34	66	1.9
1999-00	Jamaal Magloire	Sr.	33	57	1.7
2000-01	Tayshaun Prince	Jr.	34	37	1.1
2001-02	Marquis Estill	Jr.	32	43	1.3
Tayshaun Prince	Sr.	32	43	1.3	
2002-03	Marquis Estill	Sr.	36	64	1.8

BLOCKS PER GAME (MIN. 30 BLOCKS)

Player	Season	G	Blks	Avg
1. Anthony Davis	2011-12	40	186	4.650
2. Nerlens Noel	2012-13	24	106	4.417
3. Willie Cauley-Stein	2013-14	37	106	2.864
4. Sam Bowie	1980-81	28	80	2.857
5. Melvin Turpin	1982-83	31	83	2.677
6. Andre Riddick	1993-94	34	83	2.441
7. Karl-Anthony Towns	2014-15	39	88	2.256
8. Melvin Turpin	1981-82	30	67	2.233
9. Sam Bowie	1979-80	34	73	2.147
10. Willie Cauley-Stein	2012-13	29	60	2.069

SINGLE-GAME LEADERS

Player, Opponent (Date)	Blks
1. Nerlens Noel, Ole Miss (1-29-2013)	12
2. Willie Cauley-Stein, Providence (12-1-2013)	9
Willie Cauley-Stein, Boise State (12-10-2013)	9
Andre Riddick, LSU (3-14-1993)	9
Sam Bowie, Vanderbilt (2-21-1981)	9
6. Anthony Davis, Tennessee (1-31-2012)	8
Anthony Davis, St. John's (12-1-2011)	8
Nerlens Noel, Alabama (1-22-2013)	8
Patrick Patterson, Georgia (3-4-2009)	8
Andre Riddick, Morehead St. (12-17-1993)	8

TEAM RECORDS

MOST BLOCKS

Game: 18
vs. St. John's (12-1-2011)

Season: 344
2011-12

INDIVIDUAL RECORDS

MOST BLOCKS

Game: 12
Nerlens Noel at Ole Miss (1-29-2013)

Season: 186
Anthony Davis (2011-12)

Career: 268
Jamaal Magloire (1997-2000)

MOST BLOCKS PER GAME

Season: 4.65
Anthony Davis (2011-12) [186 in 40 games]

Career: 4.65
Anthony Davis (2011-12) [186 in 40 games]



ASSISTS

CAREER LEADERS

Player	Seasons	G	Avg	Asst
1. Dirk Minniefield	1980-83	123	5.3	646
2. Anthony Epps	1994-97	141	3.9	544
3. Roger Harden	1983-86	122	4.1	498
4. Wayne Turner	1996-99	151	3.3	494
5. Sean Woods	1990-92	91	5.3	482
6. Kyle Macy	1978-80	98	4.8	470
7. Cliff Hawkins	2001-04	126	3.7	468
8. Ed Davender	1985-88	129	3.4	436
9. Travis Ford	1992-94	100	4.3	428
10. Saul Smith	1998-01	143	2.5	363
11. John Pelphrey	1989-92	114	2.9	327
12. Larry Johnson	1974-77	112	2.8	319
13. Ramel Bradley	2004-08	128	2.5	316
14. Keith Bogans	2000-03	135	2.3	314
15. Dickey Beal	1981-84	111	2.7	301

ASSISTS PER GAME (MIN. 60 GAMES)

Player	Seasons	G	Asst	Avg
1. Sean Woods	1990-92	91	482	5.30
2. Dirk Minniefield	1980-83	123	646	5.25
3. Kyle Macy	1978-80	98	470	4.80
4. Travis Ford	1992-94	100	428	4.28
5. Rajon Rondo	2005-06	68	285	4.19
6. Roger Harden	1983-86	122	498	4.08
7. Anthony Epps	1994-97	141	544	3.86
8. Andrew Harrison	2013-15	79	298	3.77
9. Cliff Hawkins	2001-04	126	468	3.71
10. Larry Conley	1964-66	81	293	3.62

SINGLE-SEASON LEADERS

Player	Season	G	Avg	Asst
1. John Wall	2009-10	37	6.50	241
2. Roger Harden	1985-86	36	6.4	232
3. Anthony Epps	1996-97	40	4.8	193
Travis Ford	1993-94	33	5.9	193
5. Marquis Teague	2011-12	40	4.8	191
6. Dirk Minniefield	1981-82	30	6.3	188
7. Dirk Minniefield	1982-83	31	5.8	181
8. Kyle Macy	1977-78	32	5.6	178
9. Anthony Epps	1995-96	36	4.9	175

10. Wayne Turner	1997-98	39	4.4	173
11. Rajon Rondo	2005-06	34	4.9	167
Sean Woods	1991-92	36	4.6	167
13. Cliff Hawkins	2003-04	32	5.2	166
Travis Ford	1992-93	34	4.9	166
15. Sean Woods	1989-90	28	5.9	164
16. Kyle Macy	1979-80	35	4.7	163
17. Andrew Harrison	2013-14	40	4.0	159
Brandon Knight	2010-11	38	4.2	159
19. Sean Woods	1990-91	27	5.6	151
Dirk Minniefield	1980-81	28	5.4	151

ASSISTS PER GAME

Player	Season	G	Asst	Avg
1. John Wall	2009-10	37	241	6.50
2. Roger Harden	1985-86	36	232	6.44
3. Dirk Minniefield	1981-82	30	188	6.27
4. Sean Woods	1989-90	28	164	5.86
5. Travis Ford	1993-94	33	193	5.85
6. Dirk Minniefield	1982-83	31	181	5.84
7. Sean Woods	1990-91	27	151	5.59
8. Kyle Macy	1977-78	32	178	5.56
9. Dirk Minniefield	1980-81	28	151	5.39
10. Cliff Hawkins	2003-04	32	166	5.19

SINGLE-GAME LEADERS

Player, Opponent (Date)	Asst
1. John Wall, Hartford (12-29-2009)	16
2. Travis Ford, Eastern Kentucky (12-8-1993)	15
3. John Wall, UNC Asheville (11-30-2009)	14
Dickey Beal, BYU (3-17-1984)	14
Dirk Minniefield, Villanova (12-4-1982)	14
6. Anthony Epps, LSU (3-4-1995)	13
Rodrick Rhodes, Morehead State (12-19-1992)	13
Dirk Minniefield, Auburn (2-3-1982)	13
Dirk Minniefield, Mississippi State (1-23-1980)	13
10. Rajon Rondo, Ole Miss (2-22-2006)	12
Allen Edwards, South Carolina (1-13-1998)	12
Anthony Epps, Marshall (12-19-1995)	12
Anthony Epps, South Carolina (2-1-1995)	12
Travis Ford, LSU (2-15-1994)	12
Sean Woods, Tennessee Tech (12-6-1989)	12
Roger Harden, Tennessee (2-28-1985)	12

YEARLY ASSIST LEADERS

YEAR	PLAYER	CL.	G	ASST	AVG
1961-62	Scotty Baesler	Jr.	26	112	4.3
1962-63	Cotton Nash	Jr.	25	66	2.6
1963-64	Larry Conley	So.	27	112	4.2
1964-65	Larry Conley	Jr.	25	81	3.2
1965-66	Larry Conley	Sr.	29	100	3.4
1966-67	Pat Riley	Sr.	26	68	2.6
1967-68	Mike Pratt	So.	27	82	3.0
1968-69	Mike Casey	Jr.	28	129	4.6
1969-70	Mike Pratt	Sr.	28	99	3.5
1970-71	Larry Steele	Sr.	24	93	3.9
1971-72	Stan Key	Sr.	28	89	3.2
1972-73	Jimmy Dan Conner	So.	28	83	3.0
1973-74	Mike Flynn	Jr.	26	83	3.2
1974-75	Jimmy Dan Conner	Sr.	31	106	3.4
	Mike Flynn	Sr.	31	106	3.4
1975-76	Larry Johnson	Jr.	30	98	3.3
1976-77	Larry Johnson	Sr.	30	143	4.8
1977-78	Kyle Macy	So.	32	178	5.6
1978-79	Kyle Macy	Jr.	31	129	4.2
1979-80	Kyle Macy	Sr.	35	163	4.7
1980-81	Dirk Minniefield	So.	28	151	5.4
1981-82	Dirk Minniefield	Jr.	30	188	6.3
1982-83	Dirk Minniefield	Sr.	31	181	5.8
1983-84	Dickey Beal	Sr.	30	133	4.4

YEAR	PLAYER	CL.	G	ASST	AVG
1984-85	Roger Harden	Jr.	30	142	4.7
1985-86	Roger Harden	Sr.	36	232	6.4
1986-87	Rex Chapman	Fr.	29	103	3.6
1987-88	Ed Davender	Sr.	33	131	4.0
1988-89	Sean Sutton	So.	31	146	4.7
1989-90	Sean Woods	So.	28	164	5.9
1990-91	Sean Woods	Jr.	27	151	5.6
1991-92	Sean Woods	Sr.	36	167	4.6
1992-93	Travis Ford	Jr.	34	166	4.9
1993-94	Travis Ford	Sr.	33	193	5.8
1994-95	Anthony Epps	So.	33	138	4.2
1995-96	Anthony Epps	Jr.	36	175	4.9
1996-97	Anthony Epps	Sr.	40	193	4.8
1997-98	Wayne Turner	Jr.	39	173	4.4
1998-99	Wayne Turner	Sr.	37	145	3.9
1999-00	Saul Smith	Jr.	33	115	3.5
2000-01	Saul Smith	Sr.	34	134	3.9
2001-02	Cliff Hawkins	So.	32	136	4.3
2002-03	Cliff Hawkins	Jr.	29	111	3.8
2003-04	Cliff Hawkins	Sr.	32	166	5.2
2004-05	Patrick Sparks	Jr.	34	122	3.6
2005-06	Rajon Rondo	So.	34	167	4.9
2006-07	Ramel Bradley	Jr.	34	129	3.8
2007-08	Ramel Bradley	Sr.	30	101	3.7

TEAM RECORDS

MOST ASSISTS

Game: 35
vs. San Jose State (3-14-1996)

Season: 783
1995-96

INDIVIDUAL RECORDS

MOST ASSISTS

Game: 16
John Wall vs. Hartford (12-29-2009)

Season: 241
John Wall (2009-10)

Career: 646
Dirk Minniefield (1980-83)

MOST ASSISTS PER GAME

Season: 6.4
Roger Harden (1985-86) [282 in 36 games]

Career: 5.3
Sean Woods (1990-92) [482 in 91 games]

YEAR	PLAYER	CL.	G	ASST	AVG
2008-09	DeAndre Liggins	Fr.	33	92	2.8
	Michael Porter	Jr.	36	92	2.6
2009-10	John Wall	Fr.	37	241	6.5
2010-11	Brandon Knight	Fr.	38	159	4.2
2011-12	Marquis Teague	Fr.	40	191	4.8
2012-13	Julius Mays	Sr.	33	63	2.9
2013-14	Andrew Harrison	Fr.	40	159	4.0
2014-15	Andrew Harrison	So.	39	139	3.6



MISCELLANEOUS

INDIVIDUAL RECORDS

MOST GAMES PLAYED

Season: 40

Anthony Epps, Jamaal Magloire, Ron Mercer and Wayne Turner (1996-97); Anthony Davis, Michael-Kidd Gilchrist, Doron Lamb, Darius Miller, Marquis Teague, Kyle Wiltjer (2011-12); Aaron Harrison, Andrew Harrison, Alex Poythress, Julius Randle, James Young (2013-14)

Career: 152

Darius Miller (2008-12)

Career (SEC): 72

Kenny Walker (1983-86)

MOST GAMES STARTED

Season: 40

Ron Mercer (1996-97); Anthony Davis, Marquis Teague (2011-12); Aaron Harrison, Julius Randle (2013-14)

Career: 136

Ralph Beard (1946-49)

MOST CONSECUTIVE GAMES STARTED

Career: 110

Chuck Hayes (Feb. 19, 2002 to Mar. 27, 2005); Alex Groza (Nov. 28, 1946 to Mar. 26, 1949)

Career (SEC): 54

Dan Issel (1968-70); Mike Pratt (1968-70); Jack Givens (1975-78)

MOST WINS

Career: 132

Wayne Turner (1996-99)

CAREER LEADERS

DOUBLE-DOUBLES

Player	Seasons	G	DD
1. Dan Issel	1968-70	83	64
2. Cotton Nash	1962-64	78	44
3. Jim Andrews	1971-73	80	43
4. Kenny Walker	1983-86	132	31
Tom Parker	1970-72	80	31
6. Patrick Patterson	2008-10	97	30
Rick Robey	1975-78	105	30
8. Mike Pratt	1968-70	81	29
9. Sam Bowie	1980-81, 84	96	27
10. Jamal Mashburn	1991-93	98	26

30-POINT GAMES

Player	Seasons	G	30+
1. Dan Issel	1968-70	83	31
2. Cotton Nash	1962-64	78	21
3. Louie Dampier	1965-67	80	12
4. Kevin Grevey	1973-75	84	11
5. Kenny Walker	1983-86	132	9
6. Cliff Hagan	1951-54	77	8
7. Jodie Meeks	2007-09	81	7
Jamal Mashburn	1991-93	98	7
Jim Andrews	1971-73	80	7
Bob Burrow	1955-56	51	7
Alex Groza	1945-49	120	7

GAMES PLAYED

Player	Seasons	G
1. Darius Miller	2008-12	152
2. Wayne Turner	1996-99	151
3. Jamaal Magloire	1997-00	145
4. Saul Smith	1998-01	143
Jared Prickett	1993-97	143
6. Anthony Epps	1994-97	141
7. Ralph Beard	1946-49	139
8. Jules Camara	1999-00, 02-03	136
9. Keith Bogans	2000-03	135
Tayshaun Prince	1999-02	135
Jim Line	1947-50	135

GAMES STARTED

Player	Seasons	GS
1. Ralph Beard	1946-49	136
2. Keith Bogans	2000-03	122
3. Chuck Hayes	2002-05	111
4. Alex Groza	1947-49	110
5. Ed Davender	1985-88	109
Tayshaun Prince	1999-02	109
7. Gerald Fitch	2000-03	107
Dirk Minniefield	1980-83	107
9. Tony Delk	1993-96	103
Kenny Walker	1983-86	103

SINGLE-SEASON LEADERS

DOUBLE-DOUBLES

Player	Season	G	DD
1. Dan Issel	1969-70	28	26
2. Julius Randle	2013-14	40	24
3. Dan Issel	1968-69	28	22
4. Jim Andrews	1972-73	28	21
5. Anthony Davis	2011-12	40	20
DeMarcus Cousins	2009-10	38	20
7. Jim Andrews	1971-72	28	19
8. Cotton Nash	1961-62	26	18
9. Dan Issel	1967-68	27	16
10. Patrick Patterson	2008-09	34	15
Jamaal Magloire	1999-00	33	15
Tom Parker	1971-72	27	15

30-POINT GAMES

Player	Season	G	30+
1. Dan Issel	1969-70	28	19
2. Dan Issel	1968-69	28	10
3. Cotton Nash	1963-64	27	9
Cotton Nash	1961-62	26	9
5. Jodie Meeks	2008-09	36	7
6. Louie Dampier	1966-67	26	6
Bob Burrow	1955-56	25	6
Alex Groza	1948-49	34	6
9. Kenny Walker	1984-85	31	5
Kevin Grevey	1974-75	31	5
Jim Andrews	1971-72	28	5
Cliff Hagan	1951-52	32	5

SINGLE-GAME HIGHS

TRIPLE-DOUBLES

Player, Opponent (Date)	P	R	A
1. Chris Mills, Austin Peay (12-27-88)	19	10	10

TEAM RECORDS

MOST GAMES PLAYED

Season: 40

1996-97, 2011-12, 2013-14

MOST WINS

Season: 38

2011-12, 2014-15

FEWEST WINS

Season (20 or more games): 13

1966-67, 1973-74, 1988-89

LONGEST WIN STREAK

Overall: 38 games

Nov. 14, 2014-April 4, 2015

SEC: 51 games

Jan. 28, 1950-Jan. 8, 1955

MOST LOSSES

Season: 19

1988-89 [13-19]

LONGEST LOSING STREAK

Overall: 9 games

1922-23

SEC: 6 games

1988-89

MOST PERSONAL FOULS

Game: 41

vs. Tennessee (1-21-1992)

vs. Ohio (1-12-1948)

Season: 847

1991-92

FEWEST PERSONAL FOULS

Season: 307

1944-45

UK IN EACH STATE

STATE	RECORD	PCT	STATE	RECORD	PCT	STATE	RECORD	PCT	STATE	RECORD	PCT
Alabama	80-47	.630	Illinois	23-13	.639	Mississippi	65-22	.747	South Carolina	22-8	.733
Alaska	8-1	.889	Indiana	26-33	.441	Missouri	14-6	.700	Tennessee	159-81	.663
Arizona	1-0	1.000	Iowa	5-2	.714	Nebraska	3-3	.500	Texas	9-6	.600
Arkansas	5-7	.417	Kansas	9-4	.692	Nevada	3-0	1.000	Utah	4-0	1.000
California	5-4	.556	Kentucky	1,340-235-1	.850	New Jersey	5-3	.625	Virginia	3-4	.429
Colorado	0-1	.000	Louisiana	69-30	.697	New York	43-17	.717	Washington	1-1	.500
Connecticut	2-0	1.000	Maryland	3-6	.333	North Carolina	12-13	.480	West Virginia	2-1	.667
D.C.	0-1	.000	Massachusetts	4-2	.667	Ohio	58-21	.734	Wisconsin	2-1	.667
Florida	42-26	.618	Mexico	2-0	1.000	Oregon	1-0	1.000	Total	2,178-673-1	.764
Georgia	112-50	.691	Michigan	5-7	.417	Pennsylvania	11-7	.611			
Hawaii	12-5	.706	Minnesota	4-4	.500	Puerto Rico	2-1	.667			



STREAKS & OVERTIME

ALL-TIME WINNING STREAKS

OVERALL

Table with columns: No., Began, Ended. Lists winning streaks from 1910 to 1978.

SINGLE SEASON

Table with columns: No., Began, Ended. Lists single-season winning streaks from 1910 to 1954.

HOMECOURT

Table with columns: No., Began, Ended. Lists homecourt winning streaks from 1910 to 1982.

Table with columns: No., Date, Opponent, Score. Lists individual game results from 1910 to 1993.

BIGGEST WINS

Table with columns: Rank, Margin, Score, Opponent, Site, Date. Lists the 12 biggest wins.

BIGGEST LOSSES

Table with columns: Rank, Margin, Score, Opponent, Site, Date. Lists the 10 biggest losses.

* UK registered 25 wins during its undefeated season of 1953-54. The team declined a bid to the NCAA Tournament.

** NCAA record

^ Win streak began at Memorial Coliseum due to scheduling conflict at Rupp Arena.

OVERTIME

Table with columns: DATE, OPPONENT, W/L, SCORE, OT. Lists games that went into overtime from 1907 to 1971.

Table with columns: DATE, OPPONENT, W/L, SCORE, OT. Lists games that went into overtime from 1972 to 1994.

Table with columns: DATE, OPPONENT, W/L, SCORE, OT. Lists games that went into overtime from 1997 to 2015.

Total 101 Games 56-45

Home: 15-12 Away: 27-17 Neutral: 14-16
SECT: 3-2 NCAAT: 4-5



CALIPARI ERA INDIVIDUAL SINGLE-GAME RECORDS

MOST POINTS

Pts.	Player vs. Opponent	Date
35	Terrence Jones vs. Auburn	1-11-11
32	Doron Lamb vs. Winthrop	12-22-10
30	Brandon Knight vs. W. Va.	3-19-11
29	Eric Bledsoe vs. ETSU	3-18-10
29	Terrence Jones vs. Oklahoma	11-22-10
29	Julius Randle vs. Belmont	12-21-13
28	Anthony Davis vs. Vanderbilt	2-25-12
28	Archie Goodwin vs. Morehead St.	11-21-12
28	Aaron Harrison vs. Robert Morris	11-17-13
27	DeMarcus Cousins at S. Carolina	1-26-10
27	DeMarcus Cousins vs. S. Houston	11-19-09
27	Anthony Davis vs. Arkansas	1-17-12
27	Terrence Jones at LSU	1-28-12
27	Terrence Jones vs. Notre Dame	12-8-10
27	Julius Randle vs. Michigan St.	11-12-13
26	Aaron Harrison vs. Ole Miss	1-6-15
26	Andrew Harrison vs. Tennessee	1-18-14
26	Brandon Knight at Arkansas	2-23-11
26	Doron Lamb vs. Samford	12-20-11
26	Doron Lamb vs. Penn State	11-19-11
26	Kyle Wiltjer at Ole Miss	1-29-13
26	James Young vs. Miss. St.	1-8-14
26	James Young vs. UT Arlington	11-19-13
25	Eric Bledsoe at Florida	1-12-10
25	Terrence Jones at Vanderbilt	2-12-11
25	Terrence Jones vs. ETSU	11-12-10
25	Brandon Knight at Louisville	12-31-10
25	Julius Randle at Ole Miss	2-18-14
25	Karl Towns vs. Notre Dame	3-28-15
25	John Wall vs. UConn	12-9-09

Active: 22, Alex Poythress vs. Lafayette (11-16-12)
 22, Alex Poythress vs. LIU (11-23-12)
SEC: 35, Terrence Jones vs. Auburn (1-11-11)
Postseason: 30, Brandon Knight vs. WVU (3-19-11)
SEC Tourney: 23, John Wall vs. Alabama (3-12-10)
NCAA Tourney: 30, Brandon Knight vs. WVU (3-19-11)
Rupp Arena: 35, Terrence Jones vs. Auburn (1-11-11)
On the Road: 27, Terrence Jones at LSU (1-28-12)
SEC Road: 27, Terrence Jones at LSU (1-28-12)
Ranked Opp.: 30, Brandon Knight vs. WVU (3-19-11)
Freshman: 35, Terrence Jones vs. Auburn (1-11-11)
Sophomore: 27, Terrence Jones at LSU (1-28-12)
Junior: 24, Darius Miller vs. Florida (2-26-11)
Senior: 24, Julius Mays vs. Missouri (2-23-13)
Opener: 25, Terrence Jones vs. ETSU (11-12-10)
SEC Opener: 26, Aaron Harrison vs. Ole Miss (1-6-15)
***In some cases, the most recent occurrence is listed*

MOST POINTS IN AN SEC GAME

Pts.	Player vs. Opponent	Date
35	Terrence Jones vs. Auburn	1-11-11
28	Anthony Davis vs. Vanderbilt	2-25-12
27	DeMarcus Cousins at S. Carolina	1-26-10
27	Anthony Davis vs. Arkansas	1-17-12
27	Terrence Jones at LSU	1-28-12
26	Aaron Harrison vs. Ole Miss	1-6-15
26	Andrew Harrison vs. Tennessee	1-18-14
26	Brandon Knight at Arkansas	2-23-11
26	Kyle Wiltjer at Ole Miss	1-29-13
26	James Young vs. Miss. State	1-8-14
25	Eric Bledsoe at Florida	1-12-10
25	Terrence Jones at Vanderbilt	2-12-11
25	Julius Randle at Ole Miss	2-18-14
26	James Young vs. Miss. State	1-8-14
25	Eric Bledsoe at Florida	1-12-10
25	Terrence Jones at Vanderbilt	2-12-11
25	Julius Randle at Ole Miss	2-18-14

MOST POINTS IN A HALF

Pts.	Player vs. Opponent	Date
23	Julius Randle ² vs. Mich. State	11-12-13
22	Eric Bledsoe ² vs. Morehead St.	11-13-09
22	Terrence Jones ² vs. Auburn	1-11-11

20	DeMarcus Cousins ² vs. Asheville	11-30-09
20	Terrence Jones ² at Georgia	1-8-11
19	Archie Goodwin ² at Louisville	12-29-12
19	Aaron Harrison ² vs. R. Morris	11-17-13
19	John Wall ² vs. UConn	12-9-09
18	D. Cousins ¹ vs. Sam Houston	11-19-09
18	Anthony Davis ² vs. Louisville	12-31-11
18	Anthony Davis ² at S. Carolina	2-4-12
18	Josh Harrellson ² at Louisville	12-31-10
18	Aaron Harrison ² vs. Belmont	12-21-13
18	Aaron Harrison ² at Florida	2-7-15
18	Kyle Wiltjer ² vs. Loyola	12-22-11

1 - First Half; 2 - Second Half

MOST POINTS OFF THE BENCH

Pts.	Player vs. Opponent	Date
35	Terrence Jones vs. Auburn	1-11-11
32	Doron Lamb vs. Winthrop	12-22-10
26	Kyle Wiltjer at Ole Miss	1-29-13
24	Doron Lamb at North Carolina	12-4-10
24	Kyle Wiltjer vs. Loyola	12-22-11
23	Kyle Wiltjer vs. Lipscomb	12-15-12
20	Doron Lamb vs. ETSU	11-12-10
20	Doron Lamb at Ole Miss	2-1-11

MOST 3-POINTERS MADE

3's	Player vs. Opponent	Date
8	Eric Bledsoe vs. ETSU	3-18-10
7	Doron Lamb vs. Winthrop	12-22-10
7	Kyle Wiltjer vs. Lipscomb	12-15-12
7	Kyle Wiltjer vs. Lafayette	11-16-12
6	Darnell Dodson vs. Hartford	12-29-09
6	Darius Miller vs. South Carolina	2-19-11

MOST FREE THROWS

FTs	Player vs. Opponent	Date
13	Julius Randle vs. Belmont	12-21-13
13	Julius Randle at Ole Miss	2-18-14
12	Anthony Davis vs. Louisville	12-31-11
12	Archie Goodwin vs. Morehead St.	11-21-12
12	Archie Goodwin at Ole Miss	1-29-13
12	Dakari Johnson vs. UT Arlington	11-25-14
11	Aaron Harrison at S. Carolina	3-1-14
11	Terrence Jones vs. LSU	1-15-11
11	Terrence Jones vs. St. John's	12-1-11
11	Julius Randle vs. UNC Asheville	11-8-13

MOST REBOUNDS

Rebs	Player vs. Opponent	Date
19	M. Kidd-Gilchrist vs. Louisville	12-31-11
18	DeMarcus Cousins vs. S. Houston	11-19-09
18	DeMarcus Cousins vs. Louisville	1-2-10
18	Anthony Davis vs. Chattanoogaoga	12-17-11
18	Patrick Patterson vs. Rider	11-21-09
17	Terrence Jones at Washington	11-23-10
17	Terrence Jones vs. N. Dame	12-8-10
16	Anthony Davis vs. Kansas	4-2-12
16	Anthony Davis vs. UALR	1-3-12
16	Nerlens Noel vs. Baylor	12-1-12
16	Julius Randle vs. UNC Asheville	11-8-13
16	Julius Randle vs. LSU	3-14-14
15	D. Cousins vs. Tennessee	3-13-10
15	Anthony Davis vs. St. John's	12-1-11
15	Terrence Jones vs. UConn	4-2-11
15	Julius Randle vs. R. Morris	11-17-13
15	Julius Randle vs. Cleveland St.	11-25-13
15	Julius Randle vs. LSU	2-22-14
15	Julius Randle at S. Carolina	3-1-14
15	Julius Randle vs. Kansas State	3-21-14

Active: 13, Alex Poythress vs. UNC Asheville, 11-8-13
SEC: 15, Julius Randle vs. LSU, 2-22-14
Postseason: 16, Julius Randle vs. LSU, 3-14-14
SEC Tourney: 16, Julius Randle vs. LSU, 3-14-14
NCAA Tourney: 16, Anthony Davis vs. Kanas, 4-2-12

Rupp Arena: 19, M. Kidd-Gilchrist vs. Louisville, 12-31-11
On the Road: 17, T. Jones at Washington, 11-23-10
SEC Road: 15, Julius Randle at S. Carolina, 3-1-14
Ranked Opp.: 19, M. Kidd-Gilchrist vs. Louisville, 12-31-11
Freshman: 19, M. Kidd-Gilchrist vs. Louisville, 12-31-11
Sophomore: 13, D. Johnson vs. G. Canyon, 11-14-14
Junior: 18, Patrick Patterson vs. Rider, 11-21-09
Senior: 14, Josh Harrellson at Arkansas, 2-23-11
Opener: 16, Julius Randle vs. UNC Ash., 11-8-13
SEC Opener: 12, W. Cauley-Stein vs. Ole Miss, 1-6-15)
***In some cases, the most recent occurrence is listed*

MOST OFFENSIVE REBOUNDS

Rebs	Player vs. Opponent	Date
9	W. Cauley-Stein vs. Arkansas	2-27-14
9	DeMarcus Cousins vs. Ole Miss	2-2-10
9	Patrick Patterson vs. Rider	11-21-09
8	DeMarcus Cousins vs. S. Houston	11-19-09
8	DeMarcus Cousins vs. Vanderbilt	1-30-10
8	Dakari Johnson vs. G. Canyon	11-14-14
8	Patrick Patterson at Indiana	12-12-09

MOST DEFENSIVE REBOUNDS

Rebs	Player vs. Opponent	Date
15	Terrence Jones vs. Notre Dame	12-8-10
14	DeMarcus Cousins vs. Louisville	1-2-10
13	Anthony Davis vs. Chattanoogaoga	12-17-11
13	Anthony Davis vs. LSU	3-9-12
13	M. Kidd-Gilchrist vs. Louisville	12-31-11
13	Terrence Jones vs. Washington	11-23-10
12	Anthony Davis vs. UALR	1-3-12
12	Anthony Davis vs. Louisville	3-31-12
12	Anthony Davis vs. Kansas	4-2-12
12	Julius Randle vs. Kansas State	3-21-14
12	Karl-Anthony Towns vs. Georgia	2-3-15

MOST ASSISTS

Assts.	Player vs. Opponent	Date
16	John Wall vs. Hartford	12-29-09
14	John Wall vs. UNC Asheville	11-30-09
11	John Wall vs. Rider	11-21-09
11	John Wall vs. E. Tennessee St.	3-18-10
10	Julius Mays vs. Lafayette	11-16-12
10	Marquis Teague vs. Florida	2-7-12
9	Archie Goodwin vs. LIU-Brook.	11-23-12
9	Andrew Harrison vs. Georgia	3-15-14
9	Andrew Harrison vs. Auburn	2-21-15
9	Brandon Knight vs. S. Carolina	2-19-11
9	DeAndre Liggins vs. Winthrop	12-22-10
9	Marquis Teague vs. Arkansas	1-17-12
9	John Wall vs. Vanderbilt	1-30-10
9	John Wall vs. Tennessee	3-13-10
9	John Wall vs. Mississippi St.	3-14-10

Active: 8, Tyler Ulis vs. North Carolina, 12-13-14
SEC: 10, Marquis Teague vs. Florida, 2-7-12
Postseason: 11, John Wall vs. E. Tennessee St., 3-18-10
SEC Tourney: 9, Andrew Harrison vs. Georgia, 3-15-14
NCAA Tourney: 11, John Wall vs. E. Tenn. St., 3-18-10
Rupp Arena: 16, John Wall vs. Hartford, 12-29-09
On the Road: 8, Ryan Harrow at Auburn, 1-19-13
SEC Road: 8, Ryan Harrow at Auburn, 1-19-13
Ranked Opp.: 8, Tyler Ulis vs. N. Carolina, 12-13-14
Freshman: 16, John Wall vs. Hartford, 12-29-09
Sophomore: 9, Andrew Harrison vs. Auburn, 2-21-15
Junior: 9, DeAndre Liggins vs. Winthrop, 12-22-10
Senior: 10, Julius Mays vs. Lafayette, 11-16-12
Opener: 8, Doron Lamb vs. Marist, 11-11-11
SEC Opener: 7, Tyler Ulis vs. Ole Miss, 1-6-15)
***In some cases, the most recent occurrence is listed*

MOST POINTS-REBOUNDS-ASSISTS

P-R-A	Player vs. Opponent	Date
47 (27-17-3)	Terrence Jones vs. Notre Dame	12-8-10
45 (27-18-0)	DeMarcus Cousins vs. Sam Houston	11-19-09
45 (29-13-3)	Terrence Jones vs. Oklahoma	11-22-10



2015-16 KENTUCKY MEN'S BASKETBALL

CALIPARI ERA RECORDS

44 (24-19-1)	Michael Kidd-Gilchrist vs. Louisville	12-31-11
42 (35-8-0)	Terrence Jones vs. Auburn	1-11-11
41 (27-14-0)	Anthony Davis vs. Arkansas	1-17-12
41 (27-13-1)	Julius Randle vs. Michigan State	11-12-13
41 (26-10-5)	James Young vs. Mississippi State	1-8-14
40 (22-9-9)	Archie Goodwin vs. LIU-Brooklyn	11-23-12
40 (23-16-1)	Julius Randle vs. UNC Asheville	11-8-13
39 (27-12-0)	DeMarcus Cousins at South Carolina	1-26-10
39 (18-18-3)	DeMarcus Cousins vs. Louisville	1-2-10
39 (28-11-0)	Anthony Davis vs. Vanderbilt	2-25-12
39 (22-16-1)	Anthony Davis vs. UALR	1-3-12
39 (23-14-2)	Josh Harrellson at Louisville	12-31-10
39 (25-12-2)	Terrence Jones vs. ETSU	11-12-10
39 (26-8-5)	Brandon Knight at Arkansas	2-23-11
39 (29-10-0)	Julius Randle vs. Belmont	12-21-13
39 (22-14-3)	Julius Randle vs. Northern Ky.	11-10-13
38 (28-6-4)	Archie Goodwin vs. Morehead St.	11-21-12
38 (19-18-1)	Patrick Patterson vs. Rider	11-21-09
38 (25-13-0)	Julius Randle at Ole Miss	2-18-14
38 (21-6-11)	John Wall vs. Rider	11-21-09

MOST MINUTES WITHOUT A TURNOVER

Mins.	Player vs. Opponent	Date
44	Darius Miller at Arkansas	2-23-11
41	Aaron Harrison vs. LSU	2-22-14
40	Aaron Harrison vs. Ole Miss	1-6-15
40	Alex Poythress vs. Missouri	2-23-13
39	Anthony Davis vs. Alabama	1-21-12
39	Ryan Harrow at Louisville	12-29-12
39	M. Kidd-Gilchrist vs. Louisville	12-31-11
39	Nerlens Noel vs. Texas A&M	1-12-13
38	Aaron Harrison at LSU	1-28-14
38	Patrick Patterson vs. Miss. State	3-14-10

MOST BLOCKED SHOTS

Blks.	Player vs. Opponent	Date
12	Nerlens Noel at Ole Miss	1-29-13
9	W. Cauley-Stein vs. Boise State	12-10-13
9	W. Cauley-Stein vs. Providence	12-1-13
8	Anthony Davis at S. Carolina	2-4-12
8	Anthony Davis vs. St. John's	12-1-11
8	Nerlens Noel at Alabama	1-22-13
7	W. Cauley-Stein vs. E. Michigan	11-27-13
7	W. Cauley-Stein vs. Missouri	2-23-13
7	Anthony Davis vs. WKU	3-15-12
7	Anthony Davis at Vanderbilt	2-11-12
7	Anthony Davis vs. Tennessee	1-31-12
7	Anthony Davis vs. Arkansas	1-17-12
7	Anthony Davis vs. S. Carolina	1-7-12
7	Anthony Davis vs. Kansas	11-15-11
7	Nerlens Noel at Auburn	1-19-13
7	Nerlens Noel vs. Texas A&M	1-12-13
7	Nerlens Noel vs. Lipscomb	12-15-12
7	Nerlens Noel vs. Portland	12-8-12
7	K. Towns vs. Vanderbilt	1-20-15

Active: 4, Marcus Lee at South Carolina, 1-24-14
SEC: 12, Nerlens Noel at Ole Miss, 1-29-13
Postseason: 7, Anthony Davis vs. WKU, 3-15-12
SEC Tourney: 6, Anthony Davis vs. LSU, 3-11-12
NCAA Tourney: 7, Anthony Davis vs. WKU, 3-15-12
Rupp Arena: 9, W. Cauley-Stein vs. Boise St., 12-10-13
On the Road: 12, Nerlens Noel at Ole Miss, 1-29-13
SEC Road: 12, Nerlens Noel at Ole Miss, 1-29-13
Ranked Opp.: 12, Nerlens Noel at Ole Miss, 1-29-13
Freshman: 12, Nerlens Noel at Ole Miss, 1-29-13
Sophomore: 9, W. Cauley-Stein vs. Boise St., 12-10-13
Junior: 4, W. Cauley-Stein vs. Arkansas, 2-28-15

Senior: 6, Josh Harrellson vs. Penn, 1-3-11
Opener: 5, Anthony Davis vs. Marist, 11-11-11
SEC Opener: 7, Anthony Davis vs. S. Carolina, 1-7-12
***In some cases, the most recent occurrence is listed*

MOST STEALS

Stls.	Player vs. Opponent	Date
6	W. Cauley-Stein vs. Georgia	1-25-14
6	Nerlens Noel vs. Baylor	12-1-12
6	John Wall vs. UConn	12-9-09
6	John Wall vs. UNC Asheville	11-30-09
5	W. Cauley-Stein vs. Texas	12-5-14
5	Aaron Harrison vs. Arkansas	2-28-15
5	DeAndre Liggins vs. Tennessee	2-8-11
5	Darius Miller at Portland	11-19-10

Active: 3, Tyler Ulis vs. Cincinnati, 3-21-15
SEC: 6, W. Cauley-Stein vs. Georgia, 1-25-14
Postseason: 5, John Wall vs. Miss. State, 3-14-10
SEC Tourney: 5, John Wall vs. Miss. State, 3-14-10
NCAA Tourney: 4, An. Harrison vs. W. Virginia, 3-26-15
Rupp Arena: 6, W. Cauley-Stein vs. Georgia, 1-25-14
On the Road: 5, Darius Miller at Portland, 11-19-10
SEC Road: 3, An. Harrison at Florida, 3-8-14
Ranked Opp.: 5, Aaron Harrison vs. Arkansas, 2-28-15
Freshman: 6, Nerlens Noel vs. Baylor, 12-1-12
Sophomore: 6, W. Cauley-Stein vs. Georgia, 1-25-14
Junior: 5, W. Cauley-Stein vs. Texas, 12-5-14
Senior: 4, Josh Harrellson vs. Princeton, 3-17-11
Opener: 4, Aaron Harrison vs. UNC Asheville, 11-8-13
SEC Opener: 3, W. Cauley-Stein vs. Ole Miss, 1-6-15
***In some cases, the most recent occurrence is listed*



Nerlens Noel broke the UK single-game record for blocks with 12 at Ole Miss in 2013.



CALIPARI ERA ALL-TIME DOUBLE-DOUBLES

WILLIE CAULEY-STEIN (11)

Date	Opponent	P	R	A
12-4-12	Samford	12	12	
1-2-13	Eastern Michigan	11	11	
3-2-13	at Arkansas	13	10	
3-7-13	at Georgia	10	11	
11-19-13	UT Arlington	14	10	
2-4-14	Ole Miss	18	11	
2-27-14	Arkansas	16	13	
3-16-14	vs. Florida	10	11	
12-5-14	Texas	21	12	
12-10-14	Columbia	10	10	
3-15-15	vs. Arkansas	15	10	

DEMARCUS COUSINS (20)

Date	Opponent	P	R	A
11-16-09	Miami (OH)	10	10	
11-19-09	Sam Houston State	27	18	
11-30-09	UNC Asheville	24	10	
12-9-09	vs. UConn	10	10	
12-21-09	Drexel	18	13	
12-23-09	Long Beach State	15	10	
12-29-09	Hartford	19	12	
1-2-10	Louisville	18	18	
1-16-10	at Auburn	16	11	
1-23-10	Arkansas	16	14	
1-26-10	at South Carolina	27	12	
1-30-10	Vanderbilt	21	10	
2-2-10	Ole Miss	18	13	
2-6-10	at LSU	19	14	
2-9-10	Alabama	16	13	
2-16-10	at Mississippi State	19	14	
2-25-10	South Carolina	19	11	
2-27-10	at Tennessee	15	14	
3-13-10	vs. Tennessee	19	15	
3-14-10	vs. Mississippi State	10	10	

ANTHONY DAVIS (20)

Date	Opponent	P	R	A
11-11-11	Marist	23	10	
11-26-11	Portland	13	12	
12-1-11	St. John's	15	15	
12-17-11	Chattanooga	14	18	
12-22-11	Loyola	15	11	
12-28-11	Lamar	10	13	
12-31-11	Louisville	18	10	
1-3-12	vs. UALR	22	16	
1-7-12	South Carolina	12	10	
1-17-12	Arkansas	27	14	
1-28-12	at LSU	16	10	
2-21-12	at Mississippi State	13	11	
2-25-12	Vanderbilt	28	11	
3-4-12	at Florida	22	12	
3-9-12	vs. LSU	12	14	
3-10-12	vs. Florida	15	12	
3-11-12	vs. Vanderbilt	12	10	
3-17-12	vs. Iowa State	15	12	
3-25-12	vs. Baylor	18	11	
3-31-12	vs. Louisville	18	14	

JOSH HARRELLSON (8)

Date	Opponent	P	R	A
11-30-10	Boston	12	11	
12-11-10	Indiana	14	12	
12-31-10	at Louisville	23	14	
1-3-11	Penn	12	11	
2-23-11	at Arkansas	12	14	
3-12-11	vs. Alabama	14	10	
3-17-11	vs. Princeton	15	10	
3-25-11	vs. Ohio State	17	104	

DAKARI JOHNSON (2)

Date	Opponent	P	R	A
11-14-14	Grand Canyon	10	13	
2-14-15	South Carolina	10	13	



Julius Randle had 24 double-doubles in 2013-14, the most of any John Calipari-coached player.

TERRENCE JONES (17)

Date	Opponent	P	R	A
11-12-10	East Tennessee State	25	12	
11-22-10	vs. Oklahoma	29	13	
11-23-10	vs. Washington	16	17	
11-30-10	Boston	18	10	
12-8-10	vs. Notre Dame	27	17	
1-8-11	at Georgia	24	10	
2-1-11	at Ole Miss	22	12	
2-8-11	Tennessee	10	11	
2-15-11	Mississippi State	17	10	
2-19-11	South Carolina	19	12	
3-6-11	at Tennessee	15	12	
3-19-11	vs. West Virginia	12	10	
4-2-11	vs. UConn	11	15	
2-18-12	Ole Miss	15	11	
3-9-12	vs. LSU	15	11	
3-11-12	vs. Vanderbilt	12	11	
3-15-12	vs. Western Kentucky	22	10	

MICHAEL KIDD-GILCHRIST (7)

Date	Opponent	P	R	A
12-3-11	North Carolina	17	11	
12-31-11	Louisville	24	19	
1-14-12	at Tennessee	17	12	
1-24-12	at Georgia	14	11	
2-7-12	Florida	13	13	
2-21-12	at Mississippi State	18	10	
3-23-12	vs. Indiana	24	10	

TREY LYLES (2)

Date	Opponent	P	R	A
12-7-14	Eastern Kentucky	10	10	
3-21-15	vs. Cincinnati	11	11	

NERLENS NOEL (5)

Date	Opponent	P	R	A
12-22-12	Marshall	11	10	
1-12-13	Texas A&M	15	11	
2-2-13	at Texas A&M	19	14	

2-5-13	South Carolina	10	10	
2-9-13	Auburn	10	12	

PATRICK PATTERSON (9)

Date	Opponent	P	R	A
11-13-09	Morehead State	20	12	
11-16-09	Miami (OH)	17	10	
11-21-09	Rider	19	18	
11-25-09	vs. Stanford	12	11	
12-12-09	at Indiana	19	11	
12-23-09	Long Beach State	15	11	
2-16-10	at Mississippi State	19	10	
2-20-10	at Vanderbilt	13	13	
3-3-10	at Georgia	17	10	

ALEX POYTHRESS (2)

Date	Opponent	P	R	A
1-26-13	LSU	20	12	
11-8-13	UNC Asheville	10	13	

JULIUS RANDLE (24)

Date	Opponent	P	R	A
11-8-13	UNC Asheville	23	16	
11-10-13	Northern Kentucky	22	14	
11-12-13	vs. Michigan State	27	13	
11-17-13	Robert Morris	10	15	
11-19-13	UT Arlington	22	10	
11-25-13	Cleveland State	15	15	
11-27-13	Eastern Michigan	14	10	
12-10-13	Boise State	17	11	
12-21-13	Belmont	29	10	
1-14-14	at Arkansas	20	14	
1-21-14	Texas A&M	13	11	
2-12-14	at Auburn	12	12	
2-15-14	Florida	13	13	
2-18-14	at Ole Miss	25	13	
2-27-14	Arkansas	14	10	
3-1-14	at South Carolina	10	15	
3-4-14	Alabama	12	11	
3-8-14	at Florida	16	10	

3-14-14	vs. LSU	17	16	
3-15-14	vs. Georgia	12	11	
3-21-14	vs. Kansas State	19	15	
3-23-14	vs. Wichita State	13	10	
3-28-14	vs. Louisville	15	12	
3-30-14	vs. Michigan	16	11	

MARQUIS TEAGUE (1)

Date	Opponent	P	R	A
2-7-12	Florida	12	10	

KARL-ANTHONY TOWNS (8)

Date	Opponent	P	R	A
11-25-14	UT Arlington	13	11	
1-13-15	Missouri	12	10	
2-3-15	Georgia	15	13	
2-10-15	at LSU	12	13	
2-21-15	Auburn	19	10	
2-25-15	at Mississippi State	12	10	
3-13-15	vs. Florida	13	12	
3-19-15	vs. Hampton	21	11	

JOHN WALL (5)

Date	Opponent	P	R	A
11-21-09	Rider	21	11	
11-30-09	UNC Asheville	12	14	
2-9-10	Alabama	22	10	
2-16-10	at Mississippi State	18	10	
3-18-10	vs. E. Tennessee State	17	11	

KYLE WILTJER (1)

Date	Opponent	P	R	A
12-15-12	Lipscomb	23	12	

JAMES YOUNG (2)

Date	Opponent	P	R	A
12-28-13	Louisville	18	10	
1-8-14	Mississippi State	26	10	



CALIPARI ERA INDIVIDUAL SEASON RECORDS

POINTS

Table with 4 columns: Rk., Player, Pts., Year. Lists top 19 players by total points.

Table with 4 columns: Rk., Player, Pts., Year. Continuation of top 19 players by total points.

FIELD-GOAL PERCENTAGE

Table with 4 columns: Rk., Player, Pct., Year. Lists top 10 players by field-goal percentage.

SCORING AVERAGE

Table with 4 columns: Rk., Player, Avg., Year. Lists top 15 players by scoring average.

3-POINT FIELD GOALS

Table with 4 columns: Rk., Player, FGs, Year. Lists top 10 players by 3-point field goals.

3-POINT FIELD-GOAL PCT.

Table with 4 columns: Rk., Player, Pct., Year. Lists top 10 players by 3-point field-goal percentage.

REBOUNDS

Table with 4 columns: Rk., Player, Rebs., Year. Lists top 15 players by total rebounds.

FREE THROWS

Table with 4 columns: Rk., Player, FTs, Year. Lists top 15 players by total free throws.

REBOUNDING AVERAGE

Table with 4 columns: Rk., Player, Avg., Year. Lists top 10 players by rebounding average.

FIELD GOALS

Table with 4 columns: Rk., Player, FGs, Year. Lists top 1 player by field goals.

Table with 4 columns: Rk., Player, Pts., Year. Continuation of top 19 players by total points.

ASSISTS

Table with 4 columns: Rk., Player, Assts., Year. Lists top 10 players by total assists.

ASSISTS PER GAME

Table with 4 columns: Rk., Player, Avg., Year. Lists top 10 players by assists per game.

ASSIST-TO-TURNOVER RATIO

Table with 4 columns: Rk., Player, Ratio, Year. Lists top 10 players by assist-to-turnover ratio.

STEALS

Table with 4 columns: Rk., Player, Stls., Year. Lists top 14 players by total steals.

STEALS PER GAME

Table with 4 columns: Rk., Player, Avg., Year. Lists top 5 players by steals per game.

SEASON MILESTONES

450 POINTS/225 REBOUNDS

Table with 4 columns: Player, Year, Pts, Reb. Lists players who reached 450 points and 225 rebounds.

300 POINTS/100 ASSISTS

Table with 4 columns: Player, Year, Pts, Asst. Lists players who reached 300 points and 100 assists.

300 POINTS/100 REBOUNDS/75 ASSISTS

Table with 5 columns: Player, Year, Pts, Reb, Asst. Lists players who reached 300 points, 100 rebounds, and 75 assists.

300 POINTS/200 REBOUNDS/50 BLOCKS

Table with 5 columns: Player, Year, Pts, Reb, Blk. Lists players who reached 300 points, 200 rebounds, and 50 blocks.

200 REBOUNDS/50 BLOCKS/25 STEALS

Table with 5 columns: Player, Year, Reb, Blk, Stl. Lists players who reached 200 rebounds, 50 blocks, and 25 steals.



6.	DeAndre Liggins	1.211	2011
7.	Willie Cauley-Stein	1.205	2015
8.	Willie Cauley-Stein	1.189	2014
9.	Terrence Jones	1.132	2011
10.	Aaron Harrison	1.103	2015

min 30 steals

BLOCKED SHOTS

Rk.	Player	Blks.	Year
1.	Anthony Davis	186	2012
2.	Willie Cauley-Stein	106	2014
	Nerlens Noel	106	2013
4.	Karl-Anthony Towns	88	2015
5.	Terrence Jones	72	2011
6.	Terrence Jones	68	2012
7.	Willie Cauley-Stein	67	2015
	DeMarcus Cousins	67	2010
9.	Willie Cauley-Stein	60	2013
10.	Josh Harrellson	57	2011
11.	Daniel Orton	52	2010
12.	Patrick Patterson	51	2010
13.	Darius Miller	43	2011
14.	Michael Kidd-Gilchrist	37	2012
15.	Dakari Johnson	36	2015

BLOCKED SHOTS PER GAME

Rk.	Player	Avg.	Year
1.	Anthony Davis	4.650	2012
2.	Nerlens Noel	4.167	2013
3.	Willie Cauley-Stein	2.865	2014
4.	Karl-Anthony Towns	2.256	2015
5.	Willie Cauley-Stein	2.069	2013
6.	Terrence Jones	1.895	2011
7.	Terrence Jones	1.789	2012
8.	DeMarcus Cousins	1.763	2010

8.	Willie Cauley-Stein	1.718	2015
9.	Josh Harrellson	1.500	2011
10.	Daniel Orton	1.368	2010

min 30 blocks

MINUTES PLAYED

Rk.	Player	Mins.	Year
1.	Brandon Knight	1363	2011
2.	Aaron Harrison	1303	2014
	Marquis Teague	1303	2012
4.	James Young	1296	2014
5.	John Wall	1288	2010
6.	Anthony Davis	1281	2012
7.	Andrew Harrison	1267	2014
8.	Patrick Patterson	1255	2010
9.	Doron Lamb	1249	2012
10.	Michael Kidd-Gilchrist	1245	2012
11.	Julius Randle	1233	2014
12.	DeAndre Liggins	1201	2011
13.	Terrence Jones	1196	2011
14.	Darius Miller	1178	2011
15.	Eric Bledsoe	1122	2010

DOUBLE-FIGURE SCORING GAMES

Rk.	Player	No.	Year
1.	Brandon Knight	35	2011
	Julius Randle	35	2014
3.	John Wall	34	2010
4.	Anthony Davis	32	2012
	Terrence Jones	32	2011
6.	DeMarcus Cousins	31	2010
7.	Aaron Harrison	30	2014
	Doron Lamb	30	2012

	Patrick Patterson	30	2010
	James Young	30	2014
11.	Terrence Jones	26	2012
12.	Archie Goodwin	25	2013
	Michael Kidd-Gilchrist	25	2012
14.	Aaron Harrison	24	2015
15.	Darius Miller	21	2011

20-POINT SCORING GAMES

Rk.	Player	No.	Year
1.	Brandon Knight	14	2011
2.	James Young	9	2014
3.	Aaron Harrison	8	2014
	Terrence Jones	8	2011
	John Wall	8	2010
6.	Julius Randle	7	2014
7.	Anthony Davis	6	2012
	Patrick Patterson	6	2010
	Alex Poythress	6	2013
10.	Archie Goodwin	5	2013
	Doron Lamb	5	2011
	Doron Lamb	5	2012

DOUBLE-FIGURE REBOUNDING GAMES

Rk.	Player	No.	Year
1.	Julius Randle	27	2014
2.	Anthony Davis	23	2012
3.	DeMarcus Cousins	21	2010
4.	Josh Harrellson	16	2011
5.	Terrence Jones	13	2011
6.	Patrick Patterson	11	2010
7.	Karl-Anthony Towns	10	2015
8.	Willie Cauley-Stein	9	2015

	Nerlens Noel	9	2013
10.	Willie Cauley-Stein	8	2014
	Michael Kidd-Gilchrist	8	2012

GAMES WITH 5+ ASSISTS

Rk.	Player	No.	Year
1.	John Wall	29	2010
2.	Marquis Teague	20	2012
3.	Andrew Harrison	14	2014
	Brandon Knight	14	2011
5.	Tyler Ulis	12	2015
6.	Andrew Harrison	9	2015
7.	Eric Bledsoe	8	2010
8.	Julius Mays	5	2013
9.	Ryan Harrow	4	2013
	Darius Miller	4	2012

GAMES WITH 3+ 3-POINTERS

Rk.	Player	No.	Year
1.	Brandon Knight	16	2011
2.	James Young	15	2014
3.	Doron Lamb	11	2012
	Darius Miller	11	2012
5.	Julius Mays	10	2013
6.	Devin Booker	9	2015
	Aaron Harrison	9	2014
	Doron Lamb	9	2011
9.	Eric Bledsoe	7	2010
	Darius Miller	7	2010
	Kyle Wiltjer	7	2013

CALIPARI ERA INDIVIDUAL CAREER RECORDS

POINTS

Rk.	Player	Years	GP	Pts.
1.	Terrence Jones	2011-12	76	1064
2.	Darius Miller	2010-12	116	1057
3.	Doron Lamb	2011-12	78	1018
4.	Aaron Harrison	2014-15	79	979
5.	Willie Cauley-Stein	2013-15	105	843
6.	Andrew Harrison	2014-15	79	798
7.	Brandon Knight	2011	38	657
8.	Alex Poythress	2013-Pres.	81	649
9.	John Wall	2010	37	616
10.	Julius Randle	2014	40	599

HIGHEST SCORING AVERAGE

Rk.	Player	Years	Pts.	Avg.
1.	Brandon Knight	2011	657	17.3
2.	John Wall	2010	515	16.6
3.	DeMarcus Cousins	2010	575	15.1
4.	Julius Randle	2014	599	15.0
5.	Patrick Patterson	2010	544	14.3
	James Young	2014	573	14.3
7.	Anthony Davis	2012	567	14.2
8.	Archie Goodwin	2013	466	14.1
9.	Terrence Jones	2011-12	1064	14.0
10.	Doron Lamb	2011-12	1018	13.1

min 300 points

REBOUNDS

Rk.	Player	Years	Rebs.
1.	Willie Cauley-Stein	2013-15	655
2.	Terrence Jones	2011-12	608
3.	Julius Randle	2014	417
4.	Anthony Davis	2012	415
5.	Alex Poythress	2013-Pres.	410
6.	DeMarcus Cousins	2010	376
	Darius Miller	2010-12	376
8.	Josh Harrellson	2010-11	356
9.	Dakari Johnson	2014-15	333
10.	Michael Kidd-Gilchrist	2012	297

HIGHEST REBOUNDING AVERAGE

Rk.	Player	Years	Rebs.	Avg.
1.	Anthony Davis	2012	415	10.4
	Julius Randle	2014	417	10.4
3.	DeMarcus Cousins	2010	376	9.9
4.	Nerlens Noel	2013	227	9.5
5.	Terrence Jones	2011-12	608	8.0
6.	Michael Kidd-Gilchrist	2012	297	7.4
	Patrick Patterson	2010	283	7.4
8.	Karl-Anthony Towns	2015	261	6.7
9.	Willie Cauley-Stein	2013-15	655	6.2
10.	Josh Harrellson	2010-11	356	5.9

min 100 rebounds

FIELD GOALS

Rk.	Player	Years	FGs.
1.	Terrence Jones	2011-12	383
2.	Darius Miller	2010-12	378
3.	Willie Cauley-Stein	2013-15	346
4.	Doron Lamb	2011-12	336
5.	Aaron Harrison	2014-15	320
6.	Alex Poythress	2013-Pres.	237
7.	Andrew Harrison	2014-15	222
8.	Brandon Knight	2011	217
9.	Patrick Patterson	2010	215
10.	Anthony Davis	2012	210

FIELD-GOAL PERCENTAGE

Rk.	Player	Years	FGM	FGA	Pct.
1.	Anthony Davis	2012	210	337	.623
2.	Josh Harrellson	2010-11	139	234	.594
3.	Willie Cauley-Stein	2013-15	346	583	.593
4.	Patrick Patterson	2010	215	374	.575
5.	Karl-Anthony Towns	2015	145	256	.566
6.	DeMarcus Cousins	2010	206	369	.558
7.	Dakari Johnson	2014-15	161	300	.537
8.	Alex Poythress	2013-Pres.	237	448	.529
9.	Julius Randle	2014	196	392	.500
10.	M. Kidd-Gilchrist	2012	160	326	.491

min 100 attempts

3-POINTERS

Rk.	Player	Years	3PM
1.	Darius Miller	2010-12	157
2.	Doron Lamb	2011-12	144
3.	Aaron Harrison	2014-15	121
4.	Kyle Wiltjer	2012-13	90
5.	Brandon Knight	2011	87
6.	James Young	2014	82
7.	Andrew Harrison	2014-15	69
8.	Julius Mays	2013	65
9.	Devin Booker	2015	58
10.	Darnell Dodson	2010	50
	DeAndre Liggins	2010-11	50

3-POINT FIELD-GOAL PERCENTAGE

Rk.	Player	Years	3PM	3PA	Pct.
1.	Doron Lamb	2011-12	144	303	.475
2.	Tyler Ulis	2015-Pres.	33	77	.429
3.	Devin Booker	2015	58	141	.411
4.	Kyle Wiltjer	2012-13	90	231	.390
5.	Darius Miller	2010-12	157	408	.385
6.	Eric Bledsoe	2010	49	128	.383
7.	Brandon Knight	2011	87	231	.377
8.	Julius Mays	2013	65	175	.371
9.	DeAndre Liggins	2010-11	50	136	.368
10.	Andrew Harrison	2014-15	69	188	.367

min 30 made attempts

FREE THROWS

Rk.	Player	Years	FTM
1.	Andrew Harrison	2014-15	285
2.	Terrence Jones	2011-12	256
3.	Aaron Harrison	2014-15	218
4.	Julius Randle	2014	204
5.	Doron Lamb	2011-12	202
6.	John Wall	2010	175
7.	DeMarcus Cousins	2010	162
8.	Alex Poythress	2013-Pres.	153
9.	Willie Cauley-Stein	2013-15	151
10.	Anthony Davis	2012	144
	Darius Miller	2010-12	144



FREE-THROW PERCENTAGE

Rk.	Player	Years	FTM	FTA	Pct.
1.	Julius Mays	2013	55	65	.846
2.	Devin Booker	2015	53	64	.828
3.	Darius Miller	2010-12	144	176	.818
4.	Doron Lamb	2011-12	202	249	.811
5.	Karl-Anthony Towns	2015	109	134	.813
6.	Kyle Wiltjer	2012-13	69	85	.812
7.	Brandon Knight	2011	136	171	.795
8.	Aaron Harrison	2014-15	218	277	.787
9.	Andrew Harrison	2014-15	285	367	.777
10.	John Wall	2010	175	232	.754

min 50 made attempts

ASSISTS

Rk.	Player	Years	Assts.
1.	Andrew Harrison	2014-15	298
2.	John Wall	2010	241
3.	Darius Miller	2010-12	206
4.	Marquis Teague	2012	191
5.	Brandon Knight	2011	159
6.	Tyler Ulis	2015-Pres.	135
7.	Aaron Harrison	2014-15	129
8.	Doron Lamb	2011-12	122
9.	DeAndre Liggins	2010-11	120
10.	Terrence Jones	2011-12	111

ASSISTS PER GAME

Rk.	Player	Years	Assts.	Avg.
1.	John Wall	2010	241	6.514
2.	Marquis Teague	2012	191	4.775
3.	Brandon Knight	2011	159	4.184
4.	Andrew Harrison	2014-15	298	3.772
5.	Tyler Ulis	2015-Pres.	135	3.649
6.	Eric Bledsoe	2010	107	2.892
7.	Julius Mays	2013	95	2.879
8.	Ryan Harrow	2013	82	2.828
9.	Archie Goodwin	2013	88	2.667
10.	M. Kidd-Gilchrist	2012	75	1.875

min 30 assists

ASSIST-TO-TURNOVER RATIO

Rk.	Player	Years	Assts.	TO	Ratio
1.	Tyler Ulis	2015-Pres.	135	38	3.553
2.	Julius Mays	2013	95	38	2.500
3.	Marquis Teague	2012	191	109	1.752
4.	Andrew Harrison	2014-15	298	173	1.723
5.	Ryan Harrow	2013	82	48	1.708
6.	DeAndre Liggins	2010-11	120	72	1.667
7.	John Wall	2010	241	149	1.617
8.	Darius Miller	2010-12	206	150	1.373
9.	Brandon Knight	2011	159	120	1.325
10.	Doron Lamb	2011-12	122	94	1.298

min 30 assists

BLOCKED SHOTS

Rk.	Player	Years	Blks.
1.	Willie Cauley-Stein	2013-15	233
2.	Anthony Davis	2012	186
3.	Terrence Jones	2011-12	140
4.	Nerlens Noel	2013	106
5.	Karl-Anthony Towns	2015	88
6.	Darius Miller	2010-12	78
7.	DeMarcus Cousins	2010	67
8.	Josh Harrellson	2010-11	64
9.	Dakari Johnson	2014-15	59
10.	Alex Poythress	2013-Pres.	55

BLOCKED SHOTS PER GAME

Rk.	Player	Years	Blks.	Avg.
1.	Anthony Davis	2012	186	4.650
2.	Nerlens Noel	2013	106	4.417
3.	Karl-Anthony Towns	2015	88	2.256
4.	Willie Cauley-Stein	2013-15	233	2.219
5.	Terrence Jones	2011-12	137	1.842
6.	DeMarcus Cousins	2010	67	1.763
7.	Daniel Orton	2010	52	1.368
8.	Patrick Patterson	2010	51	1.342
9.	Josh Harrellson	2010-11	64	1.067
10.	M. Kidd-Gilchrist	2012	37	0.925

min 30 blocks

STEALS

Rk.	Player	Years	Stls.
1.	Willie Cauley-Stein	2013-15	115
2.	Terrence Jones	2011-12	92
3.	Darius Miller	2010-12	87
4.	Aaron Harrison	2014-15	86
5.	DeAndre Liggins	2010-11	66
	John Wall	2010	66
7.	Andrew Harrison	2014-15	61
8.	Anthony Davis	2012	54
9.	Eric Bledsoe	2010	52
10.	Nerlens Noel	2013	50

STEALS AVERAGE

Rk.	Player	Years	Stls.	Avg.
1.	Nerlens Noel	2013	50	2.083
2.	John Wall	2010	66	1.784
3.	Eric Bledsoe	2010	52	1.405
4.	Anthony Davis	2012	54	1.350
5.	Terrence Jones	2011-12	92	1.211
6.	Willie Cauley-Stein	2013-15	115	1.095
7.	Archie Goodwin	2013	36	1.091
8.	Aaron Harrison	2014-15	86	1.089
9.	Tyler Ulis	2015-Pres.	37	1.000
10.	DeAndre Liggins	2010-11	66	0.985

min 30 steals

GAMES PLAYED

Rk.	Player	Years	GP
1.	Darius Miller	2010-12	116
2.	Willie Cauley-Stein	2013-2015	105
3.	Jarrod Polson	2011-14	94
4.	Jon Hood	2010-14	86
5.	Alex Poythress	2013-Pres.	81
6.	Aaron Harrison	2014-15	79
	Andrew Harrison	2014-15	79
8.	Dakari Johnson	2014-15	78
	Doron Lamb	2011-12	78
10.	Terrence Jones	2011-12	76

TOP SCORING SINGLE-SEASON DUOS BY POINTS

Pts.	Avg.	Player	Player	Year
1,252	32.947	Brandon Knight	Terrence Jones	2011
1,191	32.189	DeMarcus Cousins	John Wall	2010
1,172	29.300	Julius Randle	James Young	2014
1,116	27.900	Anthony Davis	Doron Lamb	2012
837	25.364	Archie Goodwin	Alex Poythress	2013
831	21.308	Aaron Harrison	Karl-Anthony Towns	2015

TOP SCORING SINGLE-SEASON FRESHMAN DUOS BY POINTS

Pts.	Avg.	Player	Player	Year
1,252	32.947	Brandon Knight	Terrence Jones	2011
1,191	32.189	DeMarcus Cousins	John Wall	2010
1,172	29.300	Julius Randle	James Young	2014
1,043	26.075	Anthony Davis	Michael Kidd-Gilchrist	2012
837	25.364	Archie Goodwin	Alex Poythress	2013
811	20.795	Karl-Anthony Towns	Devin Booker	2015

TOP SCORING SINGLE-SEASON TRIOS BY POINTS

Pts.	Avg.	Player	Player	Player	Year
1,735	46.892	DeMarcus Cousins	Patrick Patterson	John Wall	2010
1,721	45.289	Brandon Knight	Terrence Jones	Doron Lamb	2011
1,721	43.025	Julius Randle	James Young	Aaron Harrison	2014
1,585	39.625	Anthony Davis	Doron Lamb	Terrence Jones	2012
1,212	31.077	Aaron Harrison	Karl-Anthony Towns	Devin Booker	2015
1,088	32.970	Archie Goodwin	Alex Poythress	Nerlens Noel	2013

TOP SCORING SINGLE-SEASON FRESHMAN CLASS

Pts.	PPG	Year	Players
2,459	61.475	2014	Randle (599), Young (573), Aa. Harrison (549), An. Harrison (434), Johnson (202), Lee (59), Hawkins (25), Willis (16), Floreal (2)
1,759	47.541	2010	Wall (616), Cousins (575), Bledsoe (419), Orton (129), Hood (20)
1,731	45.553	2011	Knight (657), Jones (595), Lamb (469), Polson (6), Poole (4)
1,651	41.275	2012	Davis (567), Kidd-Gilchrist (476), Teague (401), Wiltjer (199), Malone (6), Long (2)

1,330	40.303	2013	Goodwin (466), Poythress (371), Noel (251), Cauley-Stein (242)
1,304	33.436	2015	Towns (401), Booker (381), Lyles (313), Ulis (209)

TOP SCORING SINGLE-SEASON SOPHOMORE CLASS

Pts.	PPG	Year	Players
1,199	30.744	2015	Aa. Harrison (430), An. Harrison (364), Johnson (248), Lee (102), Hawkins (29), Willis (25), Floreal (1)
1,019	25.475	2012	Lamb (549), Jones (469), Polson (1)
623	18.879	2013	Wiltjer (336), Harrow (287)
564	15.243	2010	Miller (246), Dodson (209), Liggins (109)
486	12.150	2014	Cauley-Stein (252), Poythress (234)
26	0.684	2011	Hood (26)

TOP SCORING SINGLE-SEASON JUNIOR CLASS

Pts.	PPG	Year	Players
799	21.023	2011	Miller (414), Liggins (328), Vargas (57)
572	15.459	2010	Patterson (544), Harrellson (28)
393	10.077	2015	Cauley-Stein (349), Poythress (44)
135	4.091	2013	Polson (101), Hood (34)

TOP SCORING SINGLE-SEASON SENIOR CLASS

Pts.	PPG	Year	Players
425	10.625	2012	Miller (397), Vargas (28)
308	9.333	2013	Mays (306), Beckham (2)
289	7.605	2011	Harrellson (289)
117	3.162	2010	Harris (67), Stevenson (44), Krebs (6)
47	1.175	2014	Polson (32), Hood (15)
4	0.103	2015	Lanter (3), Malone (1)



CALIPARI ERA TEAM GAME SCORING RECORDS

MOST POINTS

Pts.(Score)	Opp.	Date
110 (110-75)	Auburn	2/21/15
108 (108-58)	Marist	11/11/11
105 (105-76)	UT Arlington	11/19/13
104 (104-75)	LIU Brooklyn	11/23/12
104 (104-61)	Hartford	12/29/09
102 (102-90)	vs. Indiana	3/23/12
102 (102-92)	Sam Houston	11/19/09
101 (101-49)	Lafayette	11/16/12
101 (101-70)	Arkansas	1/23/10
100 (100-71)	vs. ETSU	3/18/10

MOST POINTS IN A LOSS

Pts.(Score)	Opp.	Date
85 (85-87)	at Arkansas	1/14/14
82 (82-87)	at LSU	1/28/14
77 (77-82)	at N. Carolina	12/14/13
77 (77-80)	at Louisville	12/19/12
76 (76-77)	at Arkansas	2/23/11
74 (74-78)	vs. Michigan St.	11/12/13
73 (73-75)	at N. Carolina	12/4/10
72 (72-73)	at Indiana	12/10/11
71 (71-83)	Texas A&M	1/12/13
70 (70-77)	at Georgia	1/8/11

MOST POINTS IN A WIN OVER RANKED TEAM

Pts.(Score)	Opp.	Date
102 (102-90)	vs. Indiana	3/23/12
87 (87-74)	at Ole Miss	1/29/13
85 (85-72)	Vanderbilt	1/30/10
85 (85-75)	Ole Miss	2/2/10
84 (84-70)	North Carolina	12/13/14
84 (84-67)	Arkansas	2/28/15
82 (82-70)	vs. Baylor	3/25/12
78 (78-63)	vs. Arkansas	3/15/15
78 (78-39)	vs. West Virginia	3/26/15
78 (78-76)	vs. Wichita St.	3/23/14
78 (78-58)	Florida	2/7/12
78 (78-63)	at Louisville	12/31/10

MOST PTS. AT NEUTRAL SITE

Pts.(Score)	Opp.	Date
102 (102-90)	vs. Indiana	3/23/12
100 (100-71)	vs. ETSU	3/18/10
94 (94-57)	vs. UNC Ash.	11/30/09
91 (91-67)	vs. Auburn	3/14/15
90 (90-60)	vs. Wake Forest	3/20/10
87 (87-71)	vs. Iowa State	3/17/12
85 (85-67)	vs. LSU	3/14/14
85 (85-47)	vs. Penn State	11/19/11
83 (83-44)	vs. UCLA	12/20/14
82 (82-70)	vs. Baylor	3/25/12

MOST PTS. IN NCAA TOURNEY

Pts.(Score)	Opp.	Date
102 (102-90)	vs. Indiana	3/23/12
100 (100-71)	vs. ETSU	3/18/10
90 (90-60)	vs. Wake Forest	3/20/10
87 (87-71)	vs. Iowa State	3/17/12
82 (82-70)	vs. Baylor	3/25/12
81 (81-66)	vs. WKU	3/15/12
79 (79-56)	vs. Hampton	3/19/15
78 (78-39)	vs. West Virginia	3/26/15
78 (78-76)	vs. Wichita St.	3/23/14
76 (76-69)	vs. N. Carolina	3/27/11

MOST PTS. IN SEC TOURNEY

Pts.(Score)	Opp.	Date
91 (91-67)	vs. Auburn	3/14/15
85 (85-67)	vs. LSU	3/14/14
78 (78-63)	vs. Arkansas	3/15/15
75 (75-66)	vs. Ole Miss	3/11/11
75 (75-74)	vs. Miss. State	3/14/10
74 (74-71)	vs. Florida	3/10/12
74 (74-45)	vs. Tennessee	3/13/10
72 (72-58)	vs. Alabama	3/12/11
73 (73-67)	vs. Alabama	3/12/10
70 (70-58)	vs. Georgia	3/15/14
70 (70-54)	vs. Florida	3/13/11

MOST PTS. IN RUPP ARENA WIN

Pts.(Score)	Opp.	Date
110 (110-75)	Auburn	2/21/15
108 (108-58)	Marist	11/11/11
105 (105-76)	UT Arlington	11/19/13
104 (104-75)	LIU Brooklyn	11/23/12
104 (104-61)	Hartford	12/29/09
102 (102-92)	Sam Houston	11/19/09
101 (101-49)	Lafayette	11/16/12
101 (101-70)	Arkansas	1/23/10
93 (93-80)	Belmont	12/21/13
93 (93-63)	Northern Ky.	11/10/13

MOST PTS. IN ROAD GAME WIN

Pts.(Score)	Opp.	Date
90 (90-73)	at Indiana	12/12/09
89 (89-77)	at Florida	1/12/10
87 (87-74)	at Ole Miss	1/29/13
86 (86-52)	at S. Carolina	2/4/12
84 (84-79)	at Missouri	2/1/14
84 (84-70)	at Ole Miss	2/18/14
81 (81-55)	at LSU	2/6/10
81 (81-75)	at Miss. State	2/16/10
80 (80-69)	at Georgia	3/3/10
78 (78-63)	at Louisville	12/31/10

MOST POINTS/HALF

Pts.	Opp.	Date
63 ²	Marist	11/11/11
63 ²	UT Arlington	11/19/13
58 ²	Auburn	2/21/15
57 ¹	Arkansas	1/23/10
57 ¹	Hartford	12/29/09
56 ¹	Drexel	12/21/09
55 ¹	LIU-Brooklyn	11/23/12
55 ¹	UT Arlington	11/25/14
54 ¹	vs. East Tenn. State	3/18/10
53 ¹	Sam Houston	11/19/09
53 ²	Penn	1/3/11

¹ - First Half; ² - Second Half

FEWEST POINTS

Pts.(Score)	Opp.	Date
48 (48-64)	vs. Vanderbilt	3/15/13
50 (50-64)	at Notre Dame	11/29/12
52 (52-69)	at Florida	2/12/13
54 (54-60)	vs. UConn	4/7/14
55 (55-48)	Alabama	3/4/14
55 (55-64)	Baylor	12/1/12
55 (55-59)	at Alabama	1/22/13
55 (55-56)	vs. UConn	4/2/11
56 (56-46)	Columbia	12/10/14
56 (56-49)	vs. Kansas St.	3/21/14

FEWEST POINTS IN A WIN

Pts.(Score)	Opp.	Date
55 (55-48)	Alabama	3/4/14
56 (56-46)	Columbia	12/10/14
56 (56-49)	vs. Kansas St.	3/21/14
57 (57-44)	at Georgia	1/24/12
58 (58-38)	Providence	11/30/14
58 (58-50)	at Louisville	12/27/14
58 (58-43)	at S. Carolina	1/24/14
58 (58-56)	at Vanderbilt	2/20/10
59 (59-57)	vs. Princeton	3/17/11
60 (60-58)	at Vanderbilt	1/10/13
60 (60-51)	vs. LSU	3/9/12

FEWEST PTS. AT NEUTRAL SITE

Pts.(Score)	Opp.	Date
48 (48-64)	vs. Vanderbilt	3/15/13
54 (54-60)	vs. UConn	4/7/14
55 (55-56)	vs. UConn	4/2/11
56 (56-49)	vs. Kansas St.	3/21/14
59 (59-57)	vs. Princeton	3/17/11

60 (60-61)	vs. Florida	3/16/14
60 (60-51)	vs. LSU	3/9/12
62 (62-67)	vs. Baylor	12/6/13
62 (62-52)	vs. ODU	11/20/11
62 (62-60)	vs. Ohio State	3/25/11
62 (62-45)	vs. Cornell	3/25/10

FEWEST POINTS IN NCAA TOURNEY

Pts.(Score)	Opp.	Date
54 (54-60)	vs. UConn	4/7/14
55 (55-56)	vs. UConn	4/2/11
56 (56-49)	vs. Kansas St.	3/21/14
59 (59-57)	vs. Princeton	3/17/11
62 (62-60)	vs. Ohio State	3/25/11
62 (62-45)	vs. Cornell	3/25/10
64 (64-71)	vs. Wisconsin	4/4/15
64 (64-51)	vs. Cincinnati	3/21/15
66 (66-73)	vs. W. Virginia	3/27/10
67 (67-59)	vs. Kansas	4/2/12

FEWEST PTS. IN SEC TOURNEY

Pts.(Score)	Opp.	Date
48 (48-64)	vs. Vanderbilt	3/15/13
60 (60-61)	vs. Florida	3/16/14
60 (60-51)	vs. LSU	3/9/12
64 (64-49)	vs. Florida	3/13/15
64 (64-71)	vs. Vanderbilt	3/11/12
70 (70-58)	vs. Georgia	3/15/14
70 (70-54)	vs. Florida	3/13/11
72 (72-58)	vs. Alabama	3/12/11
73 (73-67)	vs. Alabama	3/12/10
74 (74-71)	vs. Florida	3/10/12
74 (74-45)	vs. Tennessee	3/13/10

FEWEST PTS. IN RUPP ARENA

Pts.(Score)	Opp.	Date
55 (55-64)	Baylor	12/1/12
56 (56-46)	Columbia	12/10/14
58 (58-38)	Providence	11/30/14
61 (61-57)	Florida	3/9/13

FEWEST PTS. IN ROAD GAME

Pts.(Score)	Opp.	Date
50 (50-64)	at Notre Dame	11/29/12
52 (52-69)	at Florida	2/12/13
55 (55-48)	at Alabama	3/4/14
55 (55-59)	at Alabama	1/22/13
57 (57-59)	at R. Morris	3/19/13
57 (57-44)	at Georgia	1/24/12
58 (58-50)	at Louisville	12/27/14
58 (58-43)	at S. Carolina	1/24/14
58 (58-88)	at Tennessee	2/16/13
58 (58-56)	at Vanderbilt	2/20/10

FEWEST POINTS/HALF

Pts.	Opp.	Date
19 ²	at Georgia	1/24/12
21 ¹	vs. UConn	4/2/11
22 ¹	at Tennessee	3/6/11
22 ²	at Alabama	1/22/13
22 ¹	at Louisville	12/27/14
23 ¹	vs. UConn	12/9/09
23 ¹	vs. Vanderbilt	3/15/13
23 ²	vs. Maryland	11/9/12
23 ²	vs. UConn	4/7/14
23 ¹	Columbia	12/10/14

¹ - First Half; ² - Second Half



Brandon Knight scored a UK single-season-high 657 points in the John Calipari era in 2010-11.



CALIPARI ERA TEAM GAME RECORDS

MOST FIELD GOALS

FGs.	Opp.	Date
46	Marist	11/11/11
44	Auburn	2/21/15
42	LIU-Brooklyn	11/23/12
41	Hartford	12/29/09
40	Lafayette	11/16/12
38	Wake Forest	3/20/10
37	Arkansas	1/23/10
36	Sam Houston	11/19/09
36	vs. UNC Ashe.	11/30/09
36	at Florida	1/12/10

FEWEST FIELD GOALS

FGs.	Opp.	Date
14	at S. Carolina	3/1/14
16	Alabama	3/4/14
17	Louisville	12/31/11
17	at Auburn	2/12/14
18	vs. LSU	3/9/12
18	vs. Vanderbilt	3/15/13
18	vs. Florida	3/16/14
18	vs. UConn	4/7/14
18	at Texas A&M	1/10/15
18	at S. Carolina	1/24/15

MOST FIELD-GOAL ATTEMPTS

FGs.	Opp.	Date
77	Arkansas	1/23/10
76	Arkansas	2/27/14
75	Marist	11/11/11
73	at LSU	1/28/14
71	at Georgia	1/8/11
71	at Arkansas	2/23/11
71	Baylor	12/1/12
70	at Florida	1/12/10
70	LSU	1/15/11
70	Grand Canyon	11/14/14

FEWEST FIELD-GOAL ATTEMPTS

FGs.	Opp.	Date
39	at S. Carolina	1/24/15
40	at R. Morris	3/19/13
41	Tennessee	1/31/12
41	Alabama	1/31/15
42	vs. Cleveland St.	11/24/09
42	vs. LSU	3/9/12
42	vs. Providence	12/1/13
42	Florida	2/15/14
43	at Auburn	1/16/10
43	at Arkansas	3/2/13

MOST FREE THROWS

FTs.	Opp.	Date
35	vs. Indiana	3/23/12
33	at S. Carolina	3/1/14
32	Louisville	12/31/11
31	Indiana	12/11/10
31	Morehead St.	11/21/12
30	vs. Baylor	3/25/12
30	UNC Asheville	11/8/13
30	vs. Auburn	3/14/15
29	at N. Carolina	12/14/13

FEWEST FREE THROWS

FTs.	Opp.	Date
4	vs. UConn	4/2/11
6	vs. Princeton	3/17/11
6	at Alabama	1/22/13
6	at Florida	2/12/13
6	vs. Michigan	3/30/14
7	vs. Wake Forest	3/20/10
7	at Georgia	1/24/12
7	at Florida	3/4/12

7	vs. UCLA	12/20/14
7	at LSU	2/10/15

MOST FREE-THROW ATTEMPTS

FTs.	Opp.	Date
48	UNC Asheville	11/8/13
44	Indiana	12/11/10
44	vs. Baylor	3/25/12
43	Louisville	12/31/11
43	at N. Carolina	12/14/13
42	at S. Carolina	3/1/14
41	Morehead St.	11/21/12
41	vs. LSU	3/14/14
40	Alabama	1/21/12
40	E. Michigan	11/27/13
40	at Arkansas	1/14/14
40	at Auburn	2/12/14
40	Ole Miss	1/6/15

FEWEST FREE-THROW ATTEMPTS

FTs.	Opp.	Date
10	vs. Wisconsin	4/4/15
11	vs. Princeton	3/17/11
11	Georgia	3/1/12
11	Florida	2/7/12
11	at Florida	3/4/12
11	at Alabama	1/22/13
11	at Florida	2/12/13
11	Mississippi St.	2/27/13
11	vs. Michigan	3/30/14
11	at LSU	2/10/15

MOST 3-POINTERS

3s.	Opp.	Date
15	vs. ETSU	3/18/10
15	Georgia	3/1/12
14	Hartford	12/29/09
13	ETSU	11/12/10
12	Vanderbilt	1/30/10
12	Winthrop	12/22/10
12	vs. N. Carolina	3/27/11
12	Chattanooga	12/17/11
12	vs. UCLA	12/20/14

FEWEST 3-POINTERS

3s.	Opp.	Date
1	vs. Alabama	3/12/10
1	Tennessee	1/31/12
1	vs. LSU	3/9/12
1	LSU	2/22/14
1	Texas	12/5/14

MOST 3-POINT ATTEMPTS

3s.	Opp.	Date
33	Arkansas	1/23/10
33	vs. ETSU	3/18/10
33	Chattanooga	12/17/11
32	vs. W. Virginia	3/27/10
28	Hartford	12/29/09
28	vs. Vanderbilt	3/11/12
28	Alabama	3/4/14
28	at Texas A&M	1/10/15
27	vs. UConn	4/2/11
27	Georgia	3/1/12

FEWEST 3-POINT ATTEMPTS

3s.	Opp.	Date
5	at Tennessee	1/14/12
5	vs. Wisconsin	4/5/14
5	vs. Wisconsin	4/4/15
6	Vanderbilt	1/20/15
6	Florida	3/7/15
7	at Indiana	12/10/11
7	vs. Louisville	3/31/12

7	Providence	11/30/14
7	at Missouri	1/29/15

MOST REBOUNDS

Rebs.	Opp.	Date
59	Arkansas	1/23/10
57	Louisville	12/31/11
56	Robert Morris	11/17/13
53	at LSU	2/6/10
53	at Miss. State	2/16/10
53	Montana St.	11/23/14
53	at Texas A&M	1/10/15
52	E. Michigan	1/2/13
52	E. Michigan	11/27/13

FEWEST REBOUNDS

Rebs.	Opp.	Date
21	at Tennessee	2/16/13
21	Alabama	1/31/15
22	vs. Wisconsin	4/4/15
24	Tennessee	1/18/14
24	North Carolina	12/13/14
24	Georgia	2/3/15
25	at R. Morris	3/19/13
25	vs. Baylor	12/6/13
26	Mississippi St.	2/15/11
26	vs. Princeton	3/17/11

MOST OFFENSIVE REBOUNDS

Rebs.	Opp.	Date
26	Arkansas	2/27/14
24	vs. W. Virginia	3/27/10
24	Grand Canyon	11/14/14
22	Arkansas	1/23/10
22	at Auburn	2/2/14
21	at Indiana	12/12/09
21	Baylor	12/1/12
21	at S. Carolina	3/1/14
21	Columbia	12/10/14

FEWEST OFFENSIVE REBOUNDS

Rebs.	Opp.	Date
3	at S. Carolina	1/24/14
5	Georgia	1/29/11
5	Mississippi State	2/15/11
5	Alabama	1/31/15
5	Georgia	2/3/15
6	at Florida	2/5/11
6	vs. Princeton	3/17/11
6	Tennessee	1/31/12
6	vs. Louisville	3/31/12
6	at Florida	3/8/14
6	vs. Wisconsin	4/4/15

MOST DEFENSIVE REBOUNDS

Rebs.	Opp.	Date
39	E. Michigan	1/2/13
39	Robert Morris	11/17/13
38	vs. Cleveland St.	11/24/09
38	EKU	12/7/14
38	vs. Hampton	3/19/15
37	Arkansas	1/23/10
37	Louisville	12/31/11
37	at Texas A&M	1/10/15
36	Marist	11/11/11
36	Radford	11/23/11

FEWEST DEFENSIVE REBOUNDS

Rebs.	Opp.	Date
9	at Tennessee	2/16/13
13	North Carolina	12/13/14
15	at Alabama	1/18/11
15	vs. Baylor	12/6/13
16	vs. UConn	11/24/10
16	at Auburn	1/11/12

16	Texas A&M	1/12/13
16	Alabama	1/31/15
16	vs. Wisconsin	4/4/15

MOST ASSISTS

Assts.	Opp.	Date
30	Hartford	12/29/09
28	vs. UNC Ash.	11/30/09
28	LIU-Brooklyn	11/23/12
25	vs. UCLA	12/20/14
25	Auburn	2/21/15
24	vs. ETSU	3/18/10
24	Marist	11/11/11
24	Boston	11/21/14
23	Lafayette	11/16/12
23	Samford	12/4/12

FEWEST ASSISTS

Assts.	Opp.	Date
5	LSU	2/22/14
6	Vanderbilt	3/1/11
7	vs. Washington	11/23/10
7	at Tennessee	1/14/12
7	Vanderbilt	2/20/13
7	vs. Vanderbilt	3/15/13
7	Boise State	12/10/13
7	at Auburn	2/12/14
7	Arkansas	2/27/14
7	vs. Florida	3/13/15
7	vs. Wisconsin	4/4/15

MOST TURNOVERS

To's.	Opp.	Date
24	Morehead St.	11/13/09
23	Sam Houston	11/19/09
21	North Carolina	12/5/09
21	vs. ODU	11/20/11
21	Louisville	12/31/11
20	vs. Cleveland St.	11/24/09
20	E. Michigan	11/27/13

FEWEST TURNOVERS

To's.	Opp.	Date
3	at S. Carolina	2/4/12
3	at Georgia	3/3/15
4	Portland	11/26/11
4	vs. Wisconsin	4/5/14
4	Columbia	12/10/14
5	Alabama	1/31/15

MOST BLOCKS

Blks.	Opp.	Date
18	St. John's	12/1/11
14	at Georgia	3/3/10
13	Marist	11/11/11
13	vs. Kansas	11/15/11
13	Arkansas	1/17/12
13	at Ole Miss	1/29/13
13	vs. UCLA	12/20/14

FEWEST BLOCKS

Blks.	Opp.	Date
1	at Florida	3/8/14
1	vs. Wisconsin	4/5/14
1	at Missouri	1/29/15
1	Alabama	1/31/15
2	vs. Notre Dame	12/8/10
2	at Georgia	3/7/13
2	vs. Vanderbilt	3/15/13
2	at Vanderbilt	1/11/14
2	vs. Georgia	3/15/14
2	vs. Louisville	3/28/14
2	at Florida	2/7/15



MOST STEALS

Stls.	Opp.	Date
15	Lafayette	11/16/12
13	vs. UConn	12/9/09
12	vs. UNC Ash.	11/30/09
12	Georgia	1/9/10
12	vs. Cornell	3/25/10
12	Portland	11/26/11
12	Lipscomb	12/15/12
12	Providence	11/30/14
12	North Carolina	12/13/14

FEWEST STEALS

Stls.	Opp.	Date
0	vs. Baylor	12/6/13
1	Florida	2/26/11
1	vs. W. Virginia	3/19/11
1	at R. Morris	3/19/13
1	vs. Michigan St.	11/12/13

MOST PERSONAL FOULS

Fls.	Opp.	Date
31	at N. Carolina	12/14/13
31	at Arkansas	1/14/14
29	at S. Carolina	3/1/14
28	Vanderbilt	1/30/10
27	vs. W. Virginia	3/27/10
26	at N. Carolina	12/4/10
26	at Georgia	3/7/13
26	Texas	12/5/14
26	at Texas A&M	1/10/15
26	vs. Auburn	3/14/15

FEWEST PERSONAL FOULS

Fls.	Opp.	Date
7	Hartford	12/29/09
8	vs. UNC Ash.	11/30/09
8	Drexel	12/21/09
8	Winthrop	12/22/10

8	vs. Princeton	3/17/11
8	vs. Florida	3/10/12
8	Lafayette	11/16/12
8	Montana St.	11/23/14

HIGHEST FIELD-GOAL PCT.

Pct.	Opp.	Date
.677	LIU-Brooklyn	11/23/12
.647	Auburn	2/21/15
.645	Lafayette	11/16/12
.643	vs. Providence	12/1/13
.614	South Carolina	2/5/13
.613	Marist	11/11/11
.603	Hartford	12/29/09
.603	vs. Wake Forest	3/20/10
.600	Sam Houston	11/19/09
.593	Boston	11/30/10

LOWEST FIELD-GOAL PCT.

Pct.	Opp.	Date
.269	at S. Carolina	3/1/14
.281	at Texas A&M	1/10/15
.296	Baylor	12/1/12
.298	Louisville	12/31/11
.309	at Auburn	2/12/14
.327	Alabama	3/4/14
.339	vs. UConn	4/2/11
.342	Arkansas	2/27/14
.343	vs. W. Virginia	3/27/10
.346	vs. Vanderbilt	3/15/13

HIGHEST FREE-THROW PCT.

Pct.	Opp.	Date
1.000	Austin Peay	12/19/09
1.000	Florida	2/7/12
.958	Tennessee	1/18/14
.955	at Florida	2/7/15
.946	vs. Indiana	3/23/12
.923	at Miss. State	2/25/15

+34 (86-52)	at South Carolina	2/4/12
+31 (90-59)	South Carolina	2/19/11
+31 (101-70)	Arkansas	1/23/10
+30 (43-36)	Mississippi State	2/27/13
+30 (79-49)	Georgia	3/1/12
+26 (81-55)	at LSU	2/6/10

ON THE ROAD

Margin (Score)	Opponent	Date
+34 (86-52)	at South Carolina	2/4/12
+31 (79-48)	at Portland	11/19/10
+26 (81-55)	at LSU	2/6/10
+24 (74-50)	at LSU	1/28/12
+22 (70-48)	at Alabama	1/17/15
+22 (75-53)	at Auburn	1/19/13
+18 (66-48)	at Tennessee	2/17/15
+18 (74-56)	at Mississippi State	2/25/15
+17 (90-73)	at Indiana	12/12/09
+16 (69-53)	at Missouri	1/29/15

NEUTRAL SITE

Margin (Score)	Opponent	Date
+39 (83-44)	vs. UCLA	12/20/14
+39 (78-39)	vs. W. Virginia	3/26/15
+38 (85-47)	vs. Penn State	11/19/11
+32 (72-40)	vs. Kansas	11/18/14
+30 (90-60)	vs. Wake Forest	3/20/10
+29 (74-45)	vs. Tennessee	3/13/10
+29 (100-71)	vs. ETSU	3/18/10
+24 (91-67)	vs. Auburn	3/14/15
+23 (79-56)	vs. Hampton	3/19/15
+22 (73-52)	vs. Little Rock	1/3/12

.900	at Ole Miss	2/18/14
.900	vs. Wisconsin	4/4/15
.895	Drexel	12/21/09
.889	Tennessee	1/31/12
.889	at Alabama	1/17/15

LOWEST FREE-THROW PCT.

Pct.	Opp.	Date
.333	vs. UConn	4/2/11
.391	ETSU	11/12/10
.412	vs. Wake Forest	3/20/10
.471	Providence	11/30/14
.478	at Louisville	12/29/12
.500	vs. Oklahoma	11/22/10
.500	vs. Vanderbilt	3/15/13
.500	vs. Georgia	3/15/14
.522	vs. Baylor	12/6/13
.529	Auburn	1/11/11

HIGHEST 3-POINT PERCENTAGE

Pct.	Opp.	Date
.692	Drexel	12/21/09
.667	Austin Peay	12/19/09
.636	vs. Michigan	3/30/14
.625	Boston	11/30/10
.600	Florida	2/7/12
.583	at Florida	2/5/11
.583	vs. Arkansas	3/15/15
.579	Lafayette	11/16/12
.571	at Missouri	2/1/14
.563	vs. Georgia	3/15/14

LOWEST 3-POINT PERCENTAGE

Pct.	Opp.	Date
.077	vs. Alabama	3/12/10
.083	Texas	12/5/14

.091	at Tennessee	2/27/10
.100	Tennessee	1/31/12
.118	Columbia	12/10/14
.125	vs. Cornell	3/25/10
.125	vs. W. Virginia	3/27/10
.125	vs. LSU	3/9/12
.143	Louisville	1/2/10
.143	Georgia	1/9/10

HIGHEST REBOUND MARGIN

Mg.	Opp.	Date
+30	Grand Canyon	11/14/14
+28	N. Kentucky	11/10/13
+27	vs. Little Rock	1/3/12
+26	Louisville	12/31/11
+25	at Indiana	12/12/09
+25	E. Michigan	1/2/13
+24	South Carolina	2/14/15
+23	Drexel	12/21/09
+23	Robert Morris	11/17/13
+22	Marist	11/11/11
+22	Auburn	2/21/15

LOWEST REBOUND MARGIN

Mg.	Opp.	Date
-18	at Tennessee	2/16/13
-16	vs. Maryland	11/9/12
-16	vs. Baylor	12/6/13
-15	Tennessee	1/18/14
-12	vs. Alabama	3/12/10
-12	at S. Carolina	1/24/14
-12	Georgia	2/3/15
-12	vs. Wisconsin	4/4/15
-11	Texas	12/5/14
-10	at Georgia	3/3/10

CALIPARI ERA LARGEST MARGINS

VICTORY MARGINS

Margin (Score)	Opponent	Date
+58 (86-28)	Montana State	11/13/14
+52 (101-49)	Lafayette	11/16/12
+50 (108-58)	Marist	11/11/11
+49 (86-37)	Missoui	1/13/15
+48 (92-44)	UT Arlington	11/25/14
+48 (88-40)	Radford	11/23/11
+44 (88-44)	Drexel	12/21/09
+43 (104-61)	Hartford	12/29/09
+40 (85-45)	Grand Canyon	11/14/14
+39 (83-44)	vs. UCLA	12/20/14
+39 (78-39)	vs. W. Virginia	3/26/15

IN RUPP ARENA

Margin (Score)	Opponent	Date
+58 (86-28)	Montana State	11/13/14
+52 (101-49)	Lafayette	11/16/12
+50 (108-58)	Marist	11/11/11
+49 (86-37)	Missoui	1/13/15
+48 (92-44)	UT Arlington	11/25/14
+48 (88-40)	Radford	11/23/11
+44 (88-44)	Drexel	12/21/09
+43 (104-61)	Hartford	12/29/09
+40 (85-45)	Grand Canyon	11/14/14
+38 (87-49)	Robert Morris	11/17/13
+38 (88-50)	Lipscomb	12/15/12
+38 (82-44)	LSU	1/15/11

IN SEC PLAY

Margin (Score)	Opponent	Date
+49 (86-37)	Missoui	1/13/15
+38 (82-44)	LSU	1/15/11
+35 (110-75)	Auburn	2/21/15
+34 (77-43)	South Carolina	2/14/15

ON THE ROAD IN THE SEC

Margin (Score)	Opponent	Date
+34 (86-52)	at South Carolina	2/4/12
+26 (81-55)	at LSU	2/6/10
+24 (74-50)	at LSU	1/28/12
+22 (75-53)	at Auburn	1/19/13
+22 (70-48)	at Alabama	1/17/15
+18 (66-48)	at Tennessee	2/17/15
+18 (74-56)	at Mississippi State	2/25/15
+16 (69-53)	at Missouri	1/29/15
+15 (68-53)	at Auburn	1/11/12
+15 (74-59)	at Florida	3/4/12
+15 (58-43)	at South Carolina	1/24/15

SEC TOURNAMENT

Margin (Score)	Opponent	Date
+29 (74-45)	vs. Tennessee	3/13/10
+24 (91-67)	vs. Auburn	3/14/15
+18 (85-67)	vs. LSU	3/14/14
+16 (70-54)	vs. Florida	3/13/11
+15 (64-49)	vs. Florida	3/13/15
+15 (78-63)	vs. Arkansas	3/15/15
+14 (72-58)	vs. Alabama	3/12/11
+12 (70-58)	vs. Georgia	3/15/14
+9 (60-51)	vs. LSU	3/9/12
+9 (75-66)	vs. Ole Miss	3/11/11

NCAA TOURNAMENT

Margin (Score)	Opponent	Date
+39 (78-39)	vs. W. Virginia	3/26/15
+30 (90-60)	vs. Wake Forest	3/20/10
+29 (100-71)	vs. ETSU	3/18/10
+23 (79-56)	vs. Hampton	3/19/15
+17 (62-45)	vs. Cornell	3/25/10
+16 (87-71)	vs. Iowa State	3/17/12

KENTUCKY'S 100-POINT GAMES

Points (Score)	Opponent	Date
110 (110-75)	Auburn	2/21/15
108 (108-58)	Marist	11/11/11
105 (105-76)	UT Arlington	11/19/13
104 (104-61)	Hartford	12/29/09
104 (104-75)	LIU Brooklyn	11/23/12
102 (102-92)	Rider	11/21/09
102 (102-90)	Indiana	3/23/12
101 (101-70)	Arkansas	1/23/10
101 (101-49)	Lafayette	11/16/12
100 (100-71)	E. Tennessee St.	3/18/10

YEAR BY YEAR 100-POINT SCORING GAMES

Year	No.
2010	4
2011	0
2012	2
2013	2
2014	1
2015	1



CALIPARI ERA TEAM SEASON RECORDS

MOST WINS

Wins	Year
38	2015
38	2012
35	2010
29	2014
29	2011
21	2013

FEWEST LOSSES

Losses	Year
1	2015
2	2012
3	2010
9	2011
11	2014
12	2013

MOST POINTS

Points	Year
3,095	2012
3,012	2010
2,992	2014
2,900	2015
2,845	2011
2,396	2013

HIGHEST POINTS PER GAME AVG.

Avg.	Year
79.3	2010
77.4	2012
74.9	2011
74.8	2014
74.4	2015
72.6	2013

FEWEST OPPONENT POINTS

Points	Year
2,118	2015
2,127	2013
2,412	2011
2,423	2012
2,468	2010
2,665	2014

LOWEST OPP. POINTS PER GAME AVG.

Avg.	Year
54.3	2015
60.6	2012
63.5	2011
64.5	2013
64.9	2010
66.6	2014

HIGHEST SCORING MARGIN

Margin	Year
20.1	2015
16.8	2012
14.4	2010
11.4	2011
8.2	2014
8.1	2013

MOST FIELD GOALS

FGs	Year
1,096	2012
1,066	2010
1,006	2015
1,004	2014

1,002	2011
863	2013

MOST FIELD-GOAL ATTEMPTS

Atts.	Year
2,248	2012
2,228	2010
2,214	2014
2,183	2011
2,150	2015
1,815	2013

HIGHEST FIELD-GOAL PERCENTAGE

Pct.	Year
.488	2012
.478	2010
.475	2013
.468	2015
.459	2011
.453	2014

LOWEST FIELD-GOAL PERCENTAGE

Pct.	Year
.354	2015
.374	2012
.378	2010
.392	2013
.394	2011
.411	2014

MOST 3-POINTERS

3's	Year
281	2011
231	2010
225	2012
203	2015
203	2014
184	2013

MOST 3-POINTER ATTEMPTS

Atts.	Year
707	2011
697	2010
611	2014
595	2012
582	2015
532	2013

HIGHEST 3-POINT FIELD-GOAL PCT.

Pct.	Year
.397	2011
.378	2012
.349	2015
.346	2013
.332	2014
.331	2010

LOWEST OPPONENT 3-POINT FIELD-GOAL PERCENTAGE

Pct.	Year
.271	2015
.313	2010
.318	2012
.322	2014
.324	2013
.324	2011

MOST FREE-THROWS MADE

FTs	Year
781	2014
685	2015
678	2012
649	2010
560	2011
486	2013

MOST FREE-THROW ATTEMPTS

Atts.	Year
1,146	2014
971	2010
943	2015
938	2012
789	2011
757	2013

HIGHEST FREE-THROW PERCENTAGE

Pct.	Year
.726	2015
.723	2012
.710	2011
.682	2014
.668	2010
.642	2013

MOST REBOUNDS

Rebs.	Year
1,608	2014
1,584	2010
1,556	2012
1,482	2015
1,420	2011
1,249	2013

HIGHEST REBOUNDS PER GAME AVG.

Avg.	Year
41.7	2010
40.2	2014
38.9	2012
38.0	2015
37.8	2013
37.4	2011

HIGHEST REBOUND MARGIN

Margin	Year
9.4	2014
8.1	2010
6.8	2015
6.7	2012
4.3	2013
3.6	2011

MOST ASSISTS

Assts.	Year
573	2010
553	2015
531	2012
482	2011
446	2014
441	2013

HIGHEST ASSISTS PER GAME AVG.

Avg.	Year
15.08	2010
14.18	2015

13.36	2013
13.28	2012
12.68	2011
11.15	2014

MOST STEALS

Stls.	Year
279	2010
253	2015
242	2012
211	2011
189	2014
185	2013

HIGHEST STEALS PER GAME AVG.

Avg.	Year
7.34	2010
6.49	2015
6.05	2012
5.61	2013
5.55	2011
4.72	2014

MOST BLOCKS

Blks.	Year
344	2012
273	2010
268	2015
239	2011
236	2014
217	2013

HIGHEST BLOCKS PER GAME AVG.

Avg.	Year
8.60	2012
7.18	2010
6.87	2015
6.58	2013
6.29	2011
5.90	2014

FEWEST TURNOVERS

TOs	Year
406	2011
408	2015
430	2013
453	2012
481	2014
547	2010

LOWEST TURNOVERS PER GAME AVG.

Avg.	Year
10.46	2015
10.68	2011
11.32	2012
12.03	2014
13.03	2013
14.39	2010

MOST OPPONENT TURNOVERS

TOs	Year
533	2015
531	2010
466	2012
458	2011
428	2014
390	2013

FEWEST FOULS

Fls.	Year
566	2013
593	2012
601	2011
641	2010
665	2015
732	2014

MOST PLAYERS TO AVG. DOUBLE-FIGURES

Players	Year
5	2012
4	2014
4	2013
4	2011
4	2010
3	2015

MOST PLAYERS TO START (5+ GAMES)

Players	Year
7	2015
7	2013
6	2014
6	2012
6	2011
6	2010

CELEBRATING 19 NBA FIRST-ROUND DRAFT PICKS AND FOUR FINAL FOURS IN THE FIRST SIX SEASONS UNDER HALL OF FAME COACH JOHN CALIPARI

KENTUCKY



UK RESULTS

JULIUS RANDLE JAMES YOUNG 2014 NCAA RUNNER-UP KARL-ANTHONY TOWNS WILLIE CAULEY-STEIN TREY LYLES DEVIN BOOKER 2015 NCAA FINAL FOUR



YEAR-BY-YEAR RESULTS

YEAR	W	L	T	PCT.	RANK	H	A	N	SEC				SEC TOURNAMENT			NCAA/NIT TOURNAMENT			COACH			
									W	L	PCT.	FINISH	W	L	FINISH	W	L	FINISH				
1903	1	2		.333		1-2																
1904	1	4		.250		1-1	0-3												Andrus			
1905	1	4		.250		1-3	0-1															
1906	5	9		.357		2-3	3-6												Wendt			
1907	3	6		.333		3-2													Kirby			
1908	5	6		.455		4-1	1-5												Chambers			
1909	5	4		.556		4-1	1-3												Chambers			
1910	4	8		.333		3-2	1-6												Spahr/Sweetland			
1911	5	6		.455		3-2	2-4												Iddings			
1912	9	0		1.000		7-0	2-0												Sweetland			
1913	5	3		.625		5-3													Tigert			
1914	12	2		.857		9-0	3-2												Brumage			
1915	7	5		.583		6-1	1-4												Brumage			
1916	8	6		.571		4-6	4-0												Park			
1917	4	6		.400		3-2	1-4												Tuttle			
1918	9	2	1	.792		5-0	4-1-1	0-1											Boles			
1919	6	8		.429		3-4	3-4												Gill			
1920	5	7		.417		3-2	2-5												Buchheit			
1921	13	1		.929		7-0	2-1	4-0					4	0	&-SIAA Champions				Buchheit			
1922	10	6		.625		5-1	4-4	1-1	3	1	.750	5th	1	1	&-Quarterfinals				Buchheit			
1923	3	10		.231		2-7	1-3		0	5	.000	18th							Buchheit			
1924	13	3		.813		10-1	3-2	0-1	6	2	.750	5th	0	1	&-1st Round				Buchheit			
1925	13	8		.619		8-2	4-5	1-1	6	2	.750	3rd	1	1	%-Quarterfinals				Applegran			
1926	15	3		.833		9-1	4-1	2-1	8	0	1.000	1st	2	1	%-Semifinals				Eklund			
1927	3	13		.188		2-7	1-6		1	6	.143	18th							Hayden			
1928	12	6		.667		6-2	4-3	2-1	8	1	.889	5th	2	1	%-Semifinals				Mauer			
1929	12	5		.706		7-2	3-2	2-1	7	4	.636	6th	1	1	%-Quarterfinals				Mauer			
1930	16	3		.842		12-1	2-1	2-1	9	1	.900	t2nd	2	1	%-Semifinals				Mauer			
1931	15	3		.833		9-0	3-2	3-1	8	2	.800	4th	3	1	%-Runner-Up				Rupp			
1932	15	2		.882		10-1	4-0	1-1	9	1	.900	t1st	1	1	%-Quarterfinals				Rupp			
1933	21	3		.875		10-1	5-2	6-0	8	0	1.000	1st	4	0	SECChampions				Rupp			
1934	16	1		.941		10-0	5-0	1-1	11	0	1.000	1st	0	1	Quarterfinals				Rupp			
1935	19	2		.905		13-0	5-2	1-0	11	0	1.000	1st							Rupp			
1936	15	6		.714		11-1	3-4	1-1	6	2	.750	1st	1	1	Semifinals				Rupp			
1937	17	5		.773		9-1	3-3	5-1	5	3	.625	1st	3	0	Champions				Rupp			
1938	13	5		.722		9-0	2-4	2-1	6	0	1.000	2nd	0	1	Quarterfinals				Rupp			
1939	16	4		.800		8-1	5-1	3-2	5	2	.714	1st	3	0	Champions				Rupp			
1940	15	6		.714		8-1	2-4	5-1	4	4	.500	7th	3	0	Champions				Rupp			
1941	17	8		.680		9-1	5-4	3-3	8	1	.889	1st	3	1	Runner-Up				Rupp			
1942	19	6		.760		10-0	4-4	5-2	6	2	.750	3rd	4	0	Champions	1	1	Final Four-3rd	Rupp			
1943	17	6		.739		8-1	5-2	4-3	8	1	.889	1st	3	1	Runner-Up	2	1		Rupp			
1944	19	2		.905		8-0	3-1	8-1	0	0	.000	--	3	0	Champions	2	1	3rd (NIT)	Rupp			
1945	22	4		.846		9-0	6-2	7-2	4	1	.800	1st	4	0	Champions	1	1	Elite Eight	Rupp			
1946	28	2		.933		12-0	7-1	9-1	6	0	1.000	1st	4	0	Champions	3	0	Champions (NIT)	Rupp			
1947	34	3		.919		16-0	8-1	10-2	11	0	1.000	1st	4	0	Champions	2	1	Runner-Up (NIT)	Rupp			
1948	36	3		.923		11-0	13-2	12-1	9	0	1.000	1st	4	0	Champions	3	0	Final Four-Champions	Rupp			
Kentucky also won the 1948 World Championships, claiming the gold medal at the '48 Olympic Games in London.																						
1949	32	2		.941	1st/--	10-0	8-0	14-2	13	0	1.000	1st	4	0	Champions	3	0	Final Four-Champions	Rupp			
1950	25	5		.833	3rd/--	10-0	6-4	9-1	11	2	.846	1st	3	0	Champions	0	1	1st Round (NIT)	Rupp			
1951	32	2		.941	1st/1st	14-0	8-1	10-1	14	0	1.000	1st	4	0	Champions	4	0	Final Four-Champions	Rupp			
1952	29	3		.906	1st/1st	12-0	8-1	9-2	14	0	1.000	1st	4	0	Champions	1	1	Elite Eight	Rupp			
1953 Under suspension by NCAA...No official games played																						
1954	25	0		1.000	1st/2nd	16-0	5-0	4-0	14	0	1.000	t1st							Declined NCAA berth	Rupp		
1955	23	3		.885	2nd/2nd	13-1	8-1	2-1	12	2	.857	1st							1	1	Sweet 16	Rupp
1956	20	6		.769	9th/NR	11-2	6-2	3-2	12	2	.857	2nd							1	1	Elite Eight	Rupp
1957	23	5		.821	3rd/3rd	14-2	6-3	3-0	12	2	.857	1st							1	1	Elite Eight	Rupp
1958	23	6		.793	9th/14th	14-1	5-4	4-1	12	2	.857	1st							4	0	Final Four-Champions	Rupp
1959	24	3		.889	2nd/2nd	13-0	7-2	4-1	12	2	.857	t2nd							1	1	Sweet 16	Rupp
1960	18	7		.720	NR/NR	11-3	4-4	3-0	10	4	.714	3rd										Rupp
1961	19	9		.679	NR/18th	12-2	2-5	5-2	10	4	.714	t2nd							1	1	Elite Eight	Rupp
1962	23	3		.885	3rd/3rd	14-2	6-0	3-1	13	1	.929	t1st							1	1	Elite Eight	Rupp
1963	16	9		.640	NR/NR	10-5	4-4	2-0	8	6	.571	5th										Rupp
1964	21	6		.778	4th/3rd	13-1	4-3	4-2	11	3	.786	1st							0	2	Sweet 16	Rupp
1965	15	10		.600	NR/NR	11-3	4-5	0-2	10	6	.625	5th										Rupp
1966	27	2		.931	1st/1st	13-0	10-1	4-1	15	1	.938	1st							3	1	Final Four-Runner-Up	Rupp
1967	13	13		.500	NR/NR	8-7	4-6	1-0	8	10	.444	t5th										Rupp
1968	22	5		.815	4th/4th	14-1	7-3	1-1	15	3	.833	1st							1	1	Elite Eight	Rupp
1969	23	5		.821	7th/7th	12-1	9-2	2-2	16	2	.889	1st							1	1	Sweet 16	Rupp
1970	26	2		.929	1st/1st	15-0	8-1	3-1	17	1	.944	1st							1	1	Elite Eight	Rupp
1971	22	6		.786	10th/--	12-1	10-2	0-3	16	2	.889	1st							0	2	Sweet 16	Rupp

2015-16 KENTUCKY MEN'S BASKETBALL

YEAR-BY-YEAR RESULTS



YEAR	W L T			PCT.	RANK	H A N			SEC				SEC TOURNAMENT			NCAA/NIT TOURNAMENT			COACH
	W	L	T			W	L	PCT.	FINISH	W	L	FINISH	W	L	FINISH				
1972	21	7		.750	18th/14th	12-1	7-4	2-2	14	4	.778	t1st				1	1	Elite Eight	Rupp
1973	20	8		.714	17th/15th	11-2	7-4	2-2	14	4	.889	1st				1	1	Elite Eight	Hall
1974	13	13		.500	NR/NR	9-3	4-7	0-3	9	9	.500	t4th							Hall
1975	26	5		.839	2nd/4th	12-0	7-4	7-1	15	3	.833	t1st				4	1	Final Four-Runner-Up	Hall
1976	20	10		.667	NR/NR	11-1	4-7	5-2	11	7	.611	t4th				4	0	Champion (NIT)	Hall
1977	26	4		.867	6th/5th	12-2	10-1	4-1	16	2	.889	t1st				2	1	Elite Eight	Hall
1978	30	2		.938	1st/1st	16-0	8-2	6-0	16	2	.889	1st				5	0	Final Four-Champion	Hall
1979	19	12		.613	NR/NR	11-3	4-7	4-2	10	8	.556	6th	3	1	Runner-Up	0	1	1st Round (NIT)	Hall
1980	29	6		.829	4th/3rd	12-3	9-1	8-2	15	3	.833	1st	2	1	Semifinals	1	1	Sweet 16	Hall
1981	22	6		.786	8th/8th	15-0	7-3	0-3	15	3	.833	2nd	0	1	Quarterfinals	0	1	2nd Round	Hall
1982	22	8		.733	8th/9th	15-1	6-5	1-2	13	5	.722	t1st	2	1	Semifinals	0	1	1st Round	Hall
1983	23	8		.742	12th/12th	14-1	6-5	3-2	13	5	.722	1st	0	1	Quarterfinals	2	1	Elite Eight	Hall
1984	29	5		.853	3rd/3rd	16-0	8-4	5-1	14	4	.778	1st	3	0	Champions	3	1	Final Four	Hall
1985	18	13		.581	NR/NR	11-3	4-8	3-2	11	7	.611	t3rd	0	1	Quarterfinals	2	1	Sweet 16	Hall
1986	32	4		.889	3rd/3rd	18-0	10-3	4-1	17	1	.944	1st	3	0	Champions	3	1	Elite Eight	Sutton
1987	18	11		.621	NR/NR	13-2	5-6	0-3	10	8	.556	t3rd	0	1	Quarterfinals	0	1	1st Round	Sutton
1988	25	5		.833	6th/6th	14-2	6-3	5-0	13	5	.722	1st*	3	0	Champions*				Sutton
1989	13	19		.406	NR/NR	8-5	2-10	3-4	8	10	.444	t6th	0	1	Quarterfinals				Sutton
1990	14	14		.500	NR/NR	13-2	1-10	0-2	10	8	.556	t4th@							Pitino
1991	22	6		.786	9th/--	13-0	7-6	2-0	14	4	.778	2nd SEC/1st East							Pitino
1992	29	7		.806	6th/6th	15-2	5-4	9-1	12	4	.750	2nd SEC/1st East	3	0	Champions	3	1	Elite Eight	Pitino
1993	30	4		.882	6th/3rd	16-0	7-3	7-1	13	3	.813	2nd SEC/2nd East	3	0	Champions	4	1	Final Four	Pitino
1994	27	7		.794	7th/8th	13-1	5-4	9-2	12	4	.750	2nd SEC/1st East	3	0	Champions	1	1	2nd Round	Pitino
1995	28	5		.848	2nd/5th	12-1	7-2	9-2	14	2	.875	1st SEC/1st East	3	0	Champions	3	1	Elite Eight	Pitino
1996	34	2		.944	1st/2nd	13-0	8-0	13-2	16	0	1.000	1st SEC/1st East	2	1	Runner-Up	6	0	Champions	Pitino
1997	35	5		.825	2nd/5th	12-1	7-3	16-1	13	3	.813	2nd SEC/2nd East	3	0	Champions	5	1	Final Four-Runner-Up	Pitino
1998	35	4		.897	5th/1st	9-3	11-0	15-1	14	2	.875	1st SEC/1st East	3	0	Champions	6	0	Champions	Smith
1999	28	9		.757	8th/t5th	12-1	4-5	12-3	11	5	.688	3rd SEC/2nd East	3	0	Champions	3	1	Elite Eight	Smith
2000	23	10		.757	19th/20th	14-0	5-5	4-5	12	4	.750	t1st SEC/1st East	0	1	Quarterfinals	1	1	2nd Round	Smith
2001	24	10		.706	9th/8th	11-1	7-5	6-4	12	4	.750	t1st SEC/t1st East	3	0	Champions	2	1	Sweet 16	Smith
2002	22	10		.688	16th/13th	12-3	5-4	5-3	10	6	.625	t2nd SEC/t1st East	0	1	Quarterfinals	2	1	Sweet 16	Smith
2003	32	4		.889	1st/4th	12-1	10-1	10-2	16	0	1.000	1st SEC/1st East	3	0	Champions	3	1	Elite Eight	Smith
2004	27	5		.844	2nd/8th	11-2	7-2	9-1	13	3	.813	2nd SEC/1st East	3	0	Champions	1	1	2nd Round	Smith
2005	28	6		.824	7th/5th	14-1	7-3	7-2	14	2	.875	1st SEC/1st East	2	1	Runner-Up	3	1	Elite Eight	Smith
2006	22	13		.629	NR/RV	10-5	6-4	6-4	9	7	.563	6th SEC/3rd East	2	1	Semifinals	1	1	2nd Round	Smith
2007	22	12		.647	RV/RV	14-2	4-6	4-4	9	7	.563	4th SEC/4th East	1	1	Quarterfinals	1	1	2nd Round	Smith
2008	18	13		.581	NR/NR	14-4	4-6	0-3	12	4	.750	3rd SEC/2nd East	0	1	Quarterfinals	0	1	First Round	Gillispie
2009	22	14		.611	NR/NR	13-6	5-7	4-1	8	8	.500	7th SEC/4th East	1	1	Quarterfinals	2	1	Quarterfinals (NIT)	Gillispie
2010	35	3		.921	2nd/5th	18-0	7-2	10-1	14	2	.875	1st SEC/1st East	3	0	Champions	3	1	Elite Eight	Calipari
2011	29	9		.763	11th/3rd	15-0	4-7	10-2	10	6	.625	3rd SEC/2nd East	3	0	Champions	4	1	Final Four	Calipari
2012	38	2		.950	1st/1st	18-0	8-1	12-1	16	0	1.000	1st SEC/1st East	2	1	Runner-Up	6	0	Champions	Calipari
2013	21	12		.636	NR/NR	16-2	4-8	1-2	12	6	.667	2nd SEC	0	1	Quarterfinals	0	1	First Round (NIT)	Calipari
2014	29	11		.725	RV/2nd	16-2	5-5	8-4	12	6	.667	2nd SEC	2	1	Runner-Up	5	1	Final Four-Runner-Up	Calipari
2015	38	1		.974	1st/3rd	19-0	10-0	9-1	18	0	1.000	1st SEC	3	0	Champions	4	1	Final Four	Calipari

&- Southern Intercollegiate Athletic Association

*-Vacated due to NCAA sanctions

Rankings - AP/UPI (Coaches Poll)

%-Southern Conference

From 1933-50 the SEC Champion was determined by a tournament, except for 1935.

@-Not eligible for title due to NCAA sanctions



Kentucky advanced to its fourth Final Four in five years under head coach John Calipari in 2015.



ALL-TIME RESULTS

1903 (1-2)

Coach: Unnamed
Starters: J. White Guyn & R.H. Arnett, G; Joe Coons, C; H.J. Wurtele & Lee Andrews, F

F.6	GEORGETOWN	6-15	L
F.18	LEXINGTON YMCA	11-10	W
F.20	TRANSYLVANIA	2-42	L

19-67

1904 (1-4)

Coach: Leander E. Andrus, Mgr.
Captain: St. John
Starters: Guyn, Arnett, St. John, Wurtele, Coons

F.4	at Georgetown	11-26	L
F.12	at Transylvania#	5-12	L
F.13	GEORGETOWN	10-22	L
F.26	at Transylvania	12-14	L
M.4	CINCINNATI	25-21	W

63-95

Transylvania (formerly known as Kentucky University) game at UK was called off because of failure to agree on a referee. State College (University of Kentucky) team was present and agreed to play. The offer was accepted and KU won 12-5.

1905 (1-4)

Coach:
Captain: J.M.Coons

J.13	GEORGETOWN	9-14	L
J.21	CINCINNATI YMCA	22-43	L
J.27	TRANSYLVANIA	30-29	W
F.4	at Transylvania	1-22	L
F.22	TRANSYLVANIA	23-33	L

85-141

1906 (5-9)

Coach: W.B. Wendt (Mgr.)
Captain: D.P. Branson
Starters: Baer, Donan, Barbee, Wilson, Herman

J.11	LEXINGTON YMCA#		W
J.12	MIAMI, OHIO	10-15	L
J.19	CENTRAL U.	15-14	W
J.20	at Georgetown	9-34	L
J.26	at Central U.	17-15	W
J.27	CINCINNATI YMCA	16-23	L
F.3	Christ Church, Cin.	24-38	L
F.9	GEORGETOWN	22-28	L
F.12	at New Albany YMCA	12-29	L
F.13	at Vernon College	34-14	W
F.14	at Moores Hill	32-11	W
F.15	at Christ Church, Cin.	17-54	L
F.16	at Cincinnati	6-48	L
F.17	at Miami, Ohio	19-29	L

236-348

W.B. Wendt on J.9, 1969 verified that State College (UK) opened the 1906 season against Kentucky U. (Transylvania) in the YMCA. Athletic committees of the two schools had canceled all games after a fight at a football game in November 1905. Wendt and the Kentucky U. manager agreed to play at the YMCA and list the State College foe as YMCA instead of Kentucky U. State College won but Mr. Wendt didn't remember the score, which he hadn't listed.

1907 (3-6)

Coach: A.M. Kirby (Mgr.)
Captain: J.M. Wilson
Starters: Shanklin, Baer, Bryant, Barbee

J.16	LEXINGTON YMCA	17-25	L
J.19	GEORGETOWN	16-15	W
J.25	CENTRAL U.	22-9	W
F.12	at Central U.	23-25	L OT
F.15	TRANSYLVANIA	16-14	W
F.21	at Georgetown	8-19	L
M.1	at Lexington YMCA	22-41	L
M.7	at Transylvania	5-19	L
M.9	CENTRAL U.	13-15	L

142-182

1908 (5-6)

Coach: J.S. Chambers (Mgr.)
Captain: Richard Barbee

J.10	at Lexington YMCA	19-29	L
J.21	TRANSYLVANIA	20-15	W
J.25	at Central U.	21-32	L
F.4	at Transylvania	20-15	W
F.8	LOUISVILLE COLISEUM	29-28	W
F.10	at Georgetown	22-30	L
F.13	CENTRAL U.	31-20	W
F.15	LEXINGTON YMCA	19-23	L
F.22	at Louisville Coliseum	18-30	L
M.3	GEORGETOWN	18-13	W
M.7	at Central U.	10-29	L

227-264

1909 (5-4)

Mgr: J.S. Chambers
Captain: W.C. Fox

J.9	LEXINGTON HIGH	28-9	W
J.18	at Advent Memorial Club	27-41	L
J.19	at Cincinnati	25-41	L
J.27	CENTRAL U.	24-23	W
F.6	at Central U.	20-35	L
F.8	GEORGETOWN	43-32	W
F.15	at Georgetown	48-19	W
F.18	CINCINNATI	28-23	W
F.26	CENTRAL U.	20-26	L

263-249

1910 (4-8)

Coach: R.E. Spahr and E.R. Sweetland
Captain: Bill Rodes

J.8	at Kentucky Wesleyan	14-12	W OT
J.22	GEORGETOWN	31-11	W
J.24	DePAUW	11-24	L
J.28	at Central	17-87	L
F.4	at Georgetown	16-34	L
F.7	at Cincinnati	17-47	L
F.9	at DePauw	16-28	L
F.10	at Rose Poly Technic	11-52	L
F.16	TENNESSEE	26-5	W
M.5	CENTRAL U.	13-31	L
M.8	GEORGETOWN	24-23	W
M.11	at Central	9-51	L

205-405

1911 (5-6)

Coach: H.J. Iddings
Captain: J.H. Gaiser

J.13	LEXINGTON HIGH	29-36	L
J.20	TRANSYLVANIA	18-23	L
J.27	at Kentucky Wesleyan	19-25	L
F.4	BETHANY	24-11	W
F.9	at Ohio Wesleyan	19-37	L
F.10	at Otterbein	27-41	L
F.11	at Christ Church, Cin.	21-32	L
F.17	at Georgetown	47-22	W
F.23	BUTLER	21-16	W
F.27	at Transylvania	22-19	W
M.3	TRANSYLVANIA	30-24	W

277-286

1912 (9-0)

Southern Champions
Coach: E.R. Sweetland
Captain: W.C. Harrison

J.5	GEORGETOWN	38-9	W
J.12	at Central U.	32-13	W
J.19	MIAMI, OHIO	31-14	W
J.27	LEXINGTON YMCA	32-20	W
F.1	CENTRAL U.	52-10	W
F.7	TENNESSEE	27-15	W
F.22	VANDERBILT	28-17	W
F.23	VANDERBILT	22-18	W
M.1	at Georgetown	19-18	W

281-134

LEADING SCORERS

Binkley Barnett (Sr. F)	7.1
D.W. Hart (Jr. F)	5.4
W.C. Harrison (Sr. C)	4.0
Jake Gaiser (Sr. G)	3.9
R.C. Preston (So. G)	2.7
H.L. Farmer (Jr. F)	2.2

1913 (5-3)

Coach: J.J. Tigert
Captain: B. Barnett

J.24	LEXINGTON YMCA	25-27	L
F.8	CINCINNATI	20-18	W
F.13	MARIETTA	42-16	W
F.15	LOUISVILLE	34-10	W
F.19	VANDERBILT	17-24	L
F.20	VANDERBILT	42-29	W
F.27	MIAMI, OHIO	24-16	W
M.1	CHRIST CHURCH, CIN.	19-30	L

223-170

LEADING SCORERS

R.C. Preston (Jr. C)	9.1
Binkley Barnett (Sr. F)	8.4
Ralph Morgan (So. F)	4.0
H.L. Farmer (Sr. F)	3.9
William Tuttle (So. F)	1.0

1914 (12-2)

Coach: Alpha Brumage
Captain: William Tuttle

J.10	ASHLAND YMCA	28-15	W
J.17	LOUISVILLE YMCA	30-21	W
J.20	at Ashland YMCA	30-19	W
J.21	at Marshall	46-6	W
J.22	at Virginia	23-39	L
J.24	at VMI	18-32	L
J.31	LOUISVILLE YMHA	59-12	W
F.7	LOUISVILLE	22-17	W
F.11	TENNESSEE	21-14	W
F.12	TENNESSEE	20-18	W
F.21	CINCINNATI	20-18	W
F.23	CHATTANOOGA	40-7	W
F.28	MARIETTA	19-17	W
M.3	at Louisville	26-13	W

402-248

LEADING SCORERS

R.C. Preston (Sr. F)	6.1
#Tom Zerfoss (Sr. F)	6.0
Karl Zerfoss (So. G)	4.7
William Tuttle (Jr. F)	3.9
Herschel Scott (Jr. G)	3.2

Only played in first six games.

1915 (7-5)

Coach: Alpha Brumage
Captain: Ralph Morgan

J.16	MARYVILLE	37-17	W
J.23	LOUISVILLE	18-14	W
J.30	ST. ANDREWS	32-15	W
F.4	at Maryville	23-22	W
F.5	at Tennessee	21-36	L
F.6	at Tennessee	22-27	L
F.12	VANDERBILT	34-39	L
F.13	VANDERBILT	36-24	W
F.17	TENNESSEE	22-13	W
F.18	TENNESSEE	20-18	W
F.26	at St. Andrews	25-50	L
F.27	at Louisville	15-26	L

305-301

LEADING SCORERS

Ralph Morgan (Sr. F)	8.3
Jim Server (Jr. C)	5.3
William Tuttle (Sr. F)	3.8
Karl Zerfoss (Jr. F)	3.7
Herschel Scott (Sr. G)	2.9

1916 (8-6)

Coach: James Park
Captain: K.P. Zerfoss

J.14	at Cincinnati	39-24	W
J.18	at Georgetown	29-22	W
J.31	GEORGETOWN	30-22	W
F.4	VANDERBILT	25-39	L
F.5	VANDERBILT	20-23	L
F.12	LOUISVILLE	22-28	L
F.15	at Centre	38-5	W
F.19	CINCINNATI	34-10	W
F.22	at Louisville	32-24	W
F.23	TENNESSEE	17-28	L
F.26	MARYVILLE	36-25	W
F.29	CENTRE	38-14	W
M.3	MARIETTA	22-27	L

M.4	MARIETTA	23-27	L
405-318			

LEADING SCORERS

Derrill Hart (Sr. F)	13.3
Jim Server (Sr. C)	5.7
Robert Ireland (Jr. F)	5.6
Karl Zerfoss (Sr. F)	3.3
George Gumbert (Sr. G)	2.4

1917 (4-6)

Coach: W.P. Tuttle
Captain: Robert Y. Ireland

J.17	CENTRE	31-21	W
J.27	at Georgetown	19-22	L
J.30	ROSE POLY TECH	33-12	W
F.9	TENNESSEE	20-23	L
F.10	TENNESSEE	19-22	L
F.16	at Centre	24-28	L
F.21	GEORGETOWN	32-18	W
M.1	at Cumberland	48-20	W
M.2	at Tennessee	26-27	L
M.3	at Tennessee	10-30	L

262-223

LEADING SCORERS

C.C. Shrader (Sr. F)	7.1
Robert Ireland (Sr. F)	5.4
"Dutch" Longworth (Sr. C-F)	4.4
Pat Campbell (Jr. F)	4.2
William Rodes (Sr. G)	1.3

1918 (9-2-1)

Coach: S.A. Boles
Captain: Patrick Campbell

J.9	KENTUCKY WESLEYAN	23-13	W
J.17	at Centre	21-29	L
J.24	GEORGETOWN	22-18	W
F.7	TENNESSEE	33-26	W
F.8	TENNESSEE	40-12	W
F.9	at Kentucky Wesleyan#	21-21	T
F.14	at Georgetown	25-16	W
F.21	CENTRE	22-20	W 3OT
F.28	Cumberland	42-21	W
M.1	at Tennessee	29-18	W
M.2	at Tennessee	32-20	W

322-238

State Championship (Louisville, Ky.)

M.9	Centre	12-24	L
-----	--------	-------	---

Unique tie game resulted from scorer's error which wasn't discovered until after the teams' departures. Contest was rescheduled, but never played for unknown reasons.

LEADING SCORERS

H.C. Thomas (Jr. C-F)	10.8
Arthur Bastin (Jr. G)	4.0
A.P. Shanklin (Sr. F)	3.5
Pat Campbell (Sr. F)	3.2
George Zerfoss (Jr. F)	2.8

1919 (6-8)

Coach: Andrew Gill
Captain: J.A. Dishman

J.13	KENTUCKY WESLEYAN	46-5	W
J.18	GEORGETOWN	30-32	L
J.25	at Centre	30-38	L
J.31	at Cincinnati	18-28	L
F.6	at Chattanooga	28-25	W
F.7	at Tennessee	22-40	L
F.8	at Cumberland	22-21	W
F.14	VANDERBILT	26-36	L
F.15	at Georgetown	18-22	L
F.21	CINCINNATI	34-21	W
F.22	at Kentucky Wesleyan	18-13	W
F.24	CENTRE	10-21	L
F.28	TENNESSEE	30-14	W
M.8	MIAMI, OHIO	14-38	L

346-354

LEADING SCORERS

H.C. Thomas (Sr. F)	7.1
J.C. Everett (Jr. F)	6.6
Bob Lavin (Fr. G)	5.0
Tony Dishman (Sr. G)	3.3
Ed Parker (Sr. F)	3.3



2015-16 KENTUCKY MEN'S BASKETBALL

ALL-TIME RESULTS

Southern Conference Tournament (Atlanta)
F.26 Tulane 50-30 W
F.27 North Carolina 42-43 L
743-456

LEADING SCORERS
Aggie Sale (Sr. F) 13.6
John DeMoisey (So. C-F) 10.0
Darrell Darby (Sr. F) 8.4
Howard Kreuter (Sr. F) 3.9
Ellis Johnson (Sr. G) 3.6

1932-33 (21-3, 8-0 SEC)
SEC Champions; SEC Tournament Champions
Coach: Adolph Rupp
Captain: Forest Sale

D.9 ALUMNI 52-17 W
D.12 GEORGETOWN 62-21 W
D.17 Marshall 57-23 W
D.20 TULANE 53-17 W
D.21 TULANE 42-11 W
D.30 at Chicago 58-26 W
J.2 OHIO STATE 30-46 L
J.6 at Creighton 32-26 W
J.7 at Creighton 22-34 L
J.10 SOUTH CAROLINA 44-36 W
J.14 at Tennessee 42-21 W
J.16 CLEMSON 67-18 W
J.28 TENNESSEE 44-23 W
J.31 at Vanderbilt 40-29 W
F.1 at Clemson 42-32 W
F.2 at South Carolina 38-44 L
F.6 MEXICO 81-22 W
F.11 GEORGIA TECH 45-22 W
F.13 Alabama 35-31 W
F.18 VANDERBILT 45-28 W

SEC Tournament (Atlanta)
F.24 Ole Miss 49-31 W
F.25 Florida 48-24 W
F.27 LSU 51-38 W
F.28 Mississippi State 46-27 W
1125-647

- 1 Ashland High School Gymnasium (Ashland, Ky.)
2 Birmingham Athletic Club (Birmingham, Ala.)
3 Atlanta Memorial Auditorium (Atlanta)

LEADING SCORERS
Aggie Sale (Sr. C-F) 13.8
John DeMoisey (Sr. C-F) 12.0
Bill Davis (Sr. G) 7.0
Darrell Darby (Sr. F) 4.0
Ellis Johnson (Sr. G) 3.8

1933-34 (16-1, 11-0 SEC)
Coach: Adolph Rupp
Captain: John DeMoisey

D.5 ALUMNI 53-20 W
D.9 GEORGETOWN 41-12 W
D.14 MARSHALL 48-26 W
D.16 CINCINNATI 31-25 W
D.21 at Tulane 32-22 W
D.22 at Tulane 42-29 W
J.12 at Sewanee 55-16 W
J.13 at Tennessee 44-23 W
J.19 CHATTANOOGA 47-20 W
J.27 TENNESSEE 53-26 W
F.1 Alabama 33-28 W
F.2 at Vanderbilt 48-26 W
F.8 ALABAMA 26-21 W
F.10 GEORGIA TECH 49-25 W
F.15 SEWANEE 60-15 W
F.17 VANDERBILT 47-27 W

SEC Tournament (Atlanta)
F.24 Florida 32-38 L
741-399

- 1 Birmingham Athletic Club (Birmingham, Ala.)
2 Atlanta Memorial Auditorium (Atlanta)

LEADING SCORERS
John "Frenchy" DeMoisey (Sr. C) 12.5
Bill Davis (Sr. G) 8.3
Dave Lawrence (Sr. F) 7.9
Garland Lewis (So. C) 4.9
Jack Tucker (Sr. F) 3.0

1934-35 (19-2, 11-0 SEC)
SEC Co-Champions
Coach: Adolph Rupp
Captain: Dave Lawrence and Jack Tucker

D.10 ALUMNI 55-8 W
D.13 OGLETHORPE 81-12 W
D.21 at Tulane 38-9 W
D.22 at Tulane 52-12 W
J.2 CHICAGO 42-16 W
J.5 at New York U. 22-23 L

J.14 CHATTANOOGA 66-19 W
J.18 TULANE 63-22 W
J.19 TULANE 55-12 W
J.26 TENNESSEE 48-21 W
F.1 Alabama 33-26 W
F.2 at Vanderbilt 58-22 W
F.5 at Xavier 40-27 W
F.9 GEORGIA TECH 57-30 W
F.11 ALABAMA 25-16 W
F.13 at Michigan State 26-32 L
F.16 at Tennessee 38-36 W
F.22 CREIGHTON 63-42 W
F.23 CREIGHTON 24-13 W
M.2 VANDERBILT 53-19 W
M.7 XAVIER 46-29 W

985-446

- 1 Birmingham Athletic Club (Birmingham, Ala.)

LEADING SCORERS
Leroy Edwards (So. C) 16.3
Dave Lawrence (Sr. F) 9.1
Garland Lewis (Sr. C-F) 5.8
Jack Tucker (Sr. F) 3.7
Warfield Donohue (So. G) 3.5

1935-36 (15-6, 6-2 SEC)

Coach: Adolph Rupp
Captain: Milner Anderson

D.6 GEORGETOWN 42-17 W
D.17 BERA 58-30 W
D.23 PITTSBURGH 35-17 W
J.8 at New York U. 28-41 L
J.14 at Xavier 36-32 W
J.17 TULANE 49-24 W
J.18 TULANE 39-21 W
J.21 MICHIGAN STATE 27-19 W
J.25 TENNESSEE 40-31 W
F.1 at Vanderbilt 24-33 L
F.3 at Alabama 32-30 W
F.7 ALABAMA 40-34 W
F.10 at Notre Dame 20-41 L
F.11 at Butler 39-28 W
F.15 at Tennessee 28-39 L
F.18 XAVIER 49-40 W
F.21 CREIGHTON 68-38 W
F.22 CREIGHTON 29-31 L
F.24 VANDERBILT 61-41 W

SEC Tournament (Knoxville, Tenn.)
F.28 Mississippi State 41-39 W
F.29 at Tennessee 28-39 L

813-587

- 1 Alumni Memorial Gymnasium (Knoxville, Tenn.)

LEADING SCORERS
Ralph Carlisle (So. F) 11.5
Joe Hagan (So. F) 8.0
Garland Lewis (Sr. C) 7.5
Warfield Donohue (Sr. G) 3.0
J. Rice Walker (So. C-F) 2.4

1936-37 (17-5, 5-3 SEC)

SEC Champions, SEC Tournament Champions
Coach: Warfield Donohue
Captain: Warfield Donohue

D.9 GEORGETOWN 46-21 W
D.12 BERA 70-26 W
D.15 at Xavier 34-28 W
D.21 CENTENARY 37-19 W
J.2 MICHIGAN STATE 28-21 W
J.5 Notre Dame 28-41 L
J.8 CREIGHTON 59-36 W
J.14 at Michigan State 23-24 L
J.16 Akron 32-22 W
J.23 TENNESSEE 43-26 W
J.30 at Vanderbilt 41-26 W
F.1 Alabama 38-27 W
F.3 at Tulane 28-35 L
F.4 at Tulane 28-25 W
F.8 MEXICO 58-30 W
F.10 ALABAMA 31-34 L
F.13 at Tennessee 24-26 L
F.20 VANDERBILT 51-19 W
F.22 XAVIER 23-15 W

SEC Tournament (Knoxville, Tenn.)
F.26 LSU 57-37 W
F.27 Georgia Tech 40-30 W
M.1 at Tennessee 39-25 W

858-593

- 1 Jefferson County Armory (Louisville, Ky.)
2 Schmidt Fieldhouse (Cincinnati, Ohio)
3 Birmingham Athletic Club (Birmingham, Ala.)
4 Alumni Memorial Gymnasium (Knoxville, Tenn.)

LEADING SCORERS
Ralph Carlisle (Sr. F) 9.9

Joe Hagan (Sr. F) 7.3
Homer Thompson (So. C) 4.9
Walter Hodge (Sr. G) 3.7
Bernie Opper (So. G) 3.5

1937-38 (13-5, 6-0 SEC)

Coach: Adolph Rupp
Captain: J. Rice Walker

D.15 BERA 69-35 W
D.18 CINCINNATI 38-21 W
D.22 CENTENARY 35-25 W
D.29 Pittsburgh 40-29 W
J.8 at Michigan State 38-43 L
J.10 at Detroit 26-34 L
J.15 at Notre Dame 37-47 L
J.22 TENNESSEE 52-27 W
J.29 at Vanderbilt 42-19 W
J.31 Alabama 57-31 W
F.5 at Xavier 32-39 L
F.7 MICHIGAN STATE 44-27 W
F.12 ALABAMA 28-21 W
F.14 MARQUETTE 35-33 W
F.17 XAVIER 45-29 W
F.21 VANDERBILT 48-24 W
F.26 at Tennessee 29-26 W

SEC Tournament (Baton Rouge, La.)
M.3 Tulane 36-38 L

731-512

- 1 Sugar Bowl Classic (Municipal Auditorium, New Orleans, La.)
2 Birmingham City Auditorium (Birmingham, Ala.)
3 Huey Long Fieldhouse (Baton Rouge, La.)

LEADING SCORERS
Joe Hagan (Sr. F) 10.1
Fred Curtis (Sr. F) 6.3
Bernie Opper (Sr. G) 5.6
Homer Thompson (Sr. C) 4.9
Mickey Rouse (So. G) 4.4

1938-39 (16-4, 5-2 SEC)

SEC Champions, SEC Tournament Champions
Coach: Adolph Rupp
Captain: Bernard Opper

D.2 GEORGETOWN 39-19 W
D.10 KENTUCKY WESLEYAN 57-18 W
D.17 CINCINNATI 44-27 W
D.21 WASHINGTON & LEE 67-47 W
J.4 at Long Island 34-52 L
J.6 at St. Joseph's 41-30 W
J.14 Notre Dame 37-42 L
J.21 TENNESSEE 29-30 L
J.28 Alabama 38-41 L
J.30 at Vanderbilt 51-37 W
F.4 Marquette 37-31 W
F.8 at Xavier 41-31 W
F.11 ALABAMA 45-27 W
F.13 MISSISSIPPI STATE 39-28 W
F.18 at Tennessee 36-34 W
F.21 XAVIER 43-23 W
F.25 VANDERBILT 52-27 W

SEC Tournament (Knoxville, Tenn.)
M.2 Ole Miss 49-30 W
M.3 LSU 53-34 W
M.4 at Tennessee 46-38 W

878-646

- 1 Jefferson County Armory (Louisville, Ky.)
2 Birmingham City Auditorium (Birmingham, Ala.)
3 Alumni Memorial Gymnasium (Knoxville, Tenn.)

LEADING SCORERS
Fred Curtis (Sr. F) 9.2
Homer Thompson (Sr. C) 6.7
Keith Farnsley (So. F) 6.4
Mickey Rouse (Sr. G) 5.4
Marion Cluggish (Sr. C) 5.3

1939-40 (15-6, 4-4 SEC)

SEC Champions, SEC Tournament Champions, Sugar Bowl Champions
Coach: Adolph Rupp
Captain: Layton Rouse

D.9 BERA 74-24 W
D.16 CINCINNATI 30-39 L
D.21 Clemson 55-31 W
D.27 Ohio State 36-30 W
J.1 KANSAS STATE 53-26 W
J.6 at Xavier 42-41 W
J.8 WEST VIRGINIA 47-38 W
J.13 at Notre Dame 47-52 L
J.20 TENNESSEE 35-26 W
J.27 Alabama 32-36 L
J.29 at Vanderbilt 32-40 L
F.3 Marquette 51-45 W

F.10 ALABAMA 46-18 W
F.12 XAVIER 37-29 W
F.13 MISSISSIPPI STATE 45-37 W
F.17 at Tennessee 23-27 L
F.19 at Georgia Tech 39-44 L
F.24 VANDERBILT 43-38 W

SEC Tournament (Knoxville, Tenn.)
F.29 Vanderbilt 44-34 W
M.1 at Tennessee 30-29 W
M.2 Georgia 51-43 W

892-724

- 1 American Enka Gymnasium (Asheville, N.C.)
2 Sugar Bowl Classic (Municipal Auditorium, New Orleans)
3 Birmingham City Auditorium (Birmingham, Ala.)
4 Alumni Memorial Gymnasium (Knoxville, Tenn.)

LEADING SCORERS
Mickey Rouse (Sr. G) 8.3
Keith Farnsley (Sr. F) 7.2
Marion Cluggish (Sr. C) 7.2
Lee Huber (Sr. G) 5.4
Jim King (So. C) 3.9
Carl Combs (Sr. G) 3.9

1940-41 (17-8, 8-1 SEC)

Coach: Adolph Rupp
Captain: Lee Huber

D.7 ALUMNI 62-25 W
D.12 WEST VIRGINIA 46-34 W
D.13 MARYVILLE 53-14 W
D.18 at Nebraska 39-40 L
D.19 at Creighton 45-54 L
D.20 at Kansas State 28-25 W
D.27 CENTENARY 70-18 W
D.30 Indiana 45-48 L
J.4 Notre Dame 47-48 L
J.9 at Xavier 48-43 W
J.11 at West Virginia 43-56 L
J.18 at Tennessee 22-32 L
J.20 at Georgia Tech 47-37 W
J.25 XAVIER 44-49 L
F.1 at Vanderbilt 51-50 W
F.3 at Alabama 38-36 W
F.8 ALABAMA 46-38 W
F.10 OLE MISS 60-41 W
F.15 TENNESSEE 37-28 W
F.17 GEORGIA TECH 60-41 W
F.24 VANDERBILT 58-31 W

SEC Tournament (Louisville, Ky.)
F.27 Ole Miss 62-52 W
F.28 Tulane 59-30 W
M.1 Alabama 39-37 W
M.2 Tennessee 33-36 L

1182-943

- 1 Sugar Bowl Classic (Municipal Auditorium, New Orleans)
2 Jefferson County Armory (Louisville, Ky.)

LEADING SCORERS
Jim King (Sr. C) 6.0
Lee Huber (Sr. G) 5.9
Keith Farnsley (Sr. F) 5.8
Mel Brewer (So. C) 5.1
Milt Ticco (So. C-F) 4.8

1941-42 (19-6, 6-2 SEC)

NCAA Final Four, SEC Champions, SEC Tournament Champions
Coach: Adolph Rupp
Captain: Carl Staker

D.6 MIAMI, OHIO 35-21 W
D.13 at Ohio State 41-43 L
D.16 NEBRASKA 42-27 W
D.22 SOUTH CAROLINA 64-25 W
D.30 TEXAS A&M 49-29 W
J.2 WASHINGTON & LEE 62-32 W
J.10 at Xavier 40-39 W
J.17 at Tennessee 40-46 L
J.19 at Georgia 51-26 W
J.20 at Georgia Tech 63-53 W
J.24 MEXICO 56-26 W
J.31 GEORGIA 55-38 W
F.2 at Alabama 35-41 L
F.7 at Notre Dame 43-46 L
F.9 ALABAMA 50-34 W
F.14 TENNESSEE 36-33 W
F.16 GEORGIA TECH 57-51 W
F.21 XAVIER 44-36 W

SEC Tournament (Louisville, Ky.)
F.26 Florida 42-36 W
F.27 Ole Miss 59-32 W
F.28 Auburn 40-31 W
F.28 Alabama (finals) 36-34 W



2341-2098
1 Freedom Hall (Louisville, Ky.)
2 UK Invitation Tournament (Lexington, Ky.)
3 Memorial Gymnasium (Nashville, Tenn.)

Table with 2 columns: Name and Score. Includes Jim Andrews, Kevin Grevey, Jimmy Dan Conner, Ronnie Lyons, Mike Flynn.

1973-74 (13-13, 9-9 SEC)

UKIT Champions
Coach: Joe B. Hall
Captain: Ronnie Lyons

Table with 3 columns: Opponent, Score, Result. Lists games against MIAMI, Indiana, North Carolina, DARTMOUTH, STANFORD, Notre Dame, LSU, GEORGIA, AUBURN, Tennessee, OLE MISS, ALABAMA, FLORIDA, MISSISSIPPI STATE.

1 Freedom Hall (Louisville, Ky.)
2 Greensboro Coliseum (Greensboro, N.C.)
3 UK Invitation Tournament (Lexington, Ky.)

Table with 2 columns: Name and Score. Includes Kevin Grevey, Bob Guyette, Jimmy Dan Conner, Mike Flynn, Ronnie Lyons.

1974 Australian Exhibition Tour (Not counted in win-loss record)

Table with 2 columns: Opponent and Score. Lists international games against Tahitian National Team, Australia, Newcastle, N.S.W. All Stars, Illawaarra Hawks, N.S.W. All Stars, A.C.T., Bulleen Heidelberg, St. Kilda Business House, Nunawading, Melbourne, Gippsland All Stars, Bulleen Heidelberg, Laker All Stars, South Australian All Stars, South Australian All Stars, Coburg, St. Kilda Business House.

1974-75 (26-5, 15-3 SEC)

National Runner-Up, SEC Co-Champions, UKIT Champions
Ranked 2nd AP, 4th UPI
Coach: Joe B. Hall
Captain: Jimmy Dan Conner

Table with 3 columns: Opponent, Score, Result. Lists games against NORTHWESTERN, Miami, Indiana, North Carolina, WASHINGTON ST., OKLAHOMA STATE, Kansas, Notre Dame, LSU, Georgia, Auburn, TENNESSEE.

Table with 3 columns: Opponent, Score, Result. Lists games against Ole Miss, ALABAMA, FLORIDA, Vanderbilt, MISSISSIPPI STATE, LSU, GEORGIA, AUBURN, Tennessee, OLE MISS, Alabama, Florida, VANDERBILT, Mississippi St.

NCAA First Round (Tuscaloosa, Ala.)

Table with 3 columns: Opponent, Score, Result. Includes Marquette.

NCAA Midwest Regional (Dayton, Ohio)

Table with 3 columns: Opponent, Score, Result. Includes Central Michigan, Indiana.

NCAA Final Four (San Diego)

Table with 3 columns: Opponent, Score, Result. Includes Syracuse, UCLA.

2858-2434

1 Freedom Hall (Louisville, Ky.)
2 UK Invitation Tournament (Lexington, Ky.)
3 Coleman Coliseum (Tuscaloosa, Ala.)
4 University of Dayton Arena (Dayton, Ohio)
5 San Diego Sports Arena (San Diego)

LEADING SCORERS

Table with 2 columns: Name and Score. Includes Kevin Grevey, Jimmy Dan Conner, Rick Robey, Jack Givens, Mike Flynn, Bob Guyette.

1975-76 (20-10, 11-7 SEC)

NIT Champions, UKIT Champions
Coach: Joe B. Hall
Captain: Jack Givens

Table with 3 columns: Opponent, Score, Result. Lists games against Northwestern, North Carolina, MIAMI, Kansas, Indiana, GEORGIA TECH, OREGON STATE, Notre Dame, Mississippi St., Alabama, TENNESSEE, GEORGIA, VANDERBILT, Florida, Auburn, Ole Miss, LSU, ALABAMA, MISSISSIPPI STATE.

NIT (New York)

Table with 3 columns: Opponent, Score, Result. Includes Niagara, Kansas State, Providence, Charlotte.

2415-2345

1 Charlotte Coliseum (Charlotte, N.C.)
2 Freedom Hall (Louisville, Ky.)
3 UK Invitation Tournament (Lexington, Ky.)
4 Madison Square Garden (New York)

LEADING SCORERS

Table with 2 columns: Name and Score. Includes Jack Givens, Mike Phillips, Larry Johnson, James Lee, Rick Robey, Reggie Warford.

*Played in 12 games.

RUPP ARENA ERA (1976-PRES.)

1976-77 (26-4, 16-2 SEC)

SEC Co-Champions
Ranked 6th AP, 5th UPI
Coach: Joe B. Hall
Captains: Larry Johnson and Merion Haskins

Table with 3 columns: Opponent, Score, Result. Includes WISCONSIN.

Table with 3 columns: Opponent, Score, Result. Lists games against TCU, Indiana, KANSAS, South Carolina, BOWLING GREEN, UTAH, Notre Dame, GEORGIA, LSU, OLE MISS, Alabama, Mississippi St., VANDERBILT, Florida State, AUBURN, FLORIDA, LSU, Ole Miss, ALABAMA, MISSISSIPPI STATE, Tennessee, Georgia.

NCAA First Round (Philadelphia)

Table with 3 columns: Opponent, Score, Result. Includes Princeton.

NCAA East Regional (College Park, Md.)

Table with 3 columns: Opponent, Score, Result. Includes VMI, North Carolina.

2509-2070

1 UK Invitation Tournament (Lexington, Ky.)
2 Freedom Hall (Louisville, Ky.)
3 Palstra (Philadelphia)
4 Cole Field House (College Park, Md.)

LEADING SCORERS

Table with 2 columns: Name and Score. Includes Jack Givens, Rick Robey, Mike Phillips, Larry Johnson, James Lee, Jay Shidler, Truman Claytor.

1977-78 (30-2, 16-2 SEC)

National Champions, SEC Champions, UKIT Champions
Ranked 1st AP, 1st UPI
Coach: Joe B. Hall
Captains: Jack Givens and Rick Robey

Table with 3 columns: Opponent, Score, Result. Lists games against SMU, INDIANA, Kansas, SOUTH CAROLINA, PORTLAND STATE, ST. JOHN'S, IONA, Notre Dame, VANDERBILT, Florida, Auburn, LSU, OLE MISS, Mississippi St., Alabama, GEORGIA, FLORIDA, AUBURN, LSU, TENNESSEE, MISSISSIPPI STATE, ALABAMA, Georgia, Florida, Auburn, Tennessee, Georgia.

NCAA First Round (Knoxville, Tenn.)

Table with 3 columns: Opponent, Score, Result. Includes Florida State.

NCAA Midwest Regional (Dayton, Ohio)

Table with 3 columns: Opponent, Score, Result. Includes Miami, Michigan State.

NCAA Final Four (St. Louis)

Table with 3 columns: Opponent, Score, Result. Includes Arkansas, Duke.

2693-2234

1 UK Invitation Tournament (Lexington, Ky.)
2 Freedom Hall (Louisville, Ky.)
3 Stokely Center (Knoxville, Tenn.)
4 University of Dayton Arena (Dayton, Ohio)
5 Checkerdome (St. Louis)

LEADING SCORERS

Table with 2 columns: Name and Score. Includes Jack Givens, Rick Robey, Kyle Macy, James Lee, Mike Phillips, Truman Claytor.

1978 Japan Exhibition Tour (Not counted in win-loss record)

Table with 3 columns: Opponent, Score, Result. Lists games against Japan National (at Tokyo), Niigata, Nagoya, Osaka, Fukuoka, Nagasaki, Tokyo.

705-498

1978-79 (19-12, 10-8 SEC)

Coach: Joe B. Hall
Captains: Dwane Casey and Truman Claytor

Table with 3 columns: Opponent, Score, Result. Lists games against LASALLE, WEST TEXAS, KANSAS, Indiana, TEXAS A&M, SYRACUSE, Notre Dame, Florida, LSU, OLE MISS, Alabama, Mississippi St., Tennessee, Georgia, Auburn, Florida, Ole Miss, Alabama, Tennessee, Georgia, Auburn, LSU, Ole Miss, Vanderbilt, Alabama, Mississippi STATE, Tennessee, Georgia, Vanderbilt, South Carolina.

SEC Tournament (Birmingham, Ala.)

Table with 3 columns: Opponent, Score, Result. Includes Ole Miss, Alabama, LSU, Tennessee.

NIT (Lexington, Ky.)

Table with 3 columns: Opponent, Score, Result. Includes Clemson.

2446-2280

1 UK Invitation Tournament (Lexington, Ky.)
2 Freedom Hall (Louisville, Ky.)
3 Birmingham-Jefferson Civic Center (Birmingham, Ala.)

LEADING SCORERS

Table with 2 columns: Name and Score. Includes Kyle Macy, Dwight Anderson, LaVon Williams, Fred Cowan, Truman Claytor.

1979-80 (29-6, 15-3 SEC)

SEC Champions, UKIT Champions, Great Alaska Shootout Champions
Ranked 4th AP, 3rd UPI
Coach: Joe B. Hall
Captain: Kyle Macy

Table with 3 columns: Opponent, Score, Result. Lists games against Duke, Bradley, Alaska, Iona, BAYLOR, SOUTH CAROLINA, Kansas, INDIANA, Georgia, CALIFORNIA, PURDUE, Notre Dame, Auburn, Tennessee, Ole Miss, ALABAMA, Florida, VANDERBILT, Mississippi St., GEORGIA.



2015-16 KENTUCKY MEN'S BASKETBALL

ALL-TIME RESULTS

2005-06 (22-13, 9-7 SEC)

Coach: Tubby Smith
Captains: Preston LeMaster, Ravi Moss, Patrick Sparks, Brandon Stockton

Table with columns for game number, opponent, record, score, and result. Includes games against South Dakota, Lipscomb, Iowa, West Virginia, Liberty, etc.

SEC Tournament (Atlanta)

Table for SEC Tournament (Atlanta) showing games against Alabama and Mississippi State.

NCAA First/Second Rounds (Chicago)

Table for NCAA First/Second Rounds (Chicago) showing games against Villanova and Kansas.

2496-2302

1 EA Sports Maui Invitational (Lahaina Civic Center, Maui, Hawaii)
2 Freedom Hall (Louisville, Ky.)
3 Georgia Dome (Atlanta)
4 United Center (Chicago)

LEADING SCORERS

Table listing leading scorers for the 2005-06 season: Randolph Morris, Joe Crawford, Ramel Bradley, Jodie Meeks, Bobby Perry.

BILLY GILLISPIE ERA (2008-2009)

2007-08 (18-13, 12-4 SEC)

Coach: Billy Gillispie
N.6 1 CENTRAL ARKANSAS 20/nr 67-40 W
N.7 1 GARDNER-WEBB 20/NR 68-84 L
N.21 LIBERTY NR/NR 80-54 W
N.24 TEXAS SOUTHERN NR/NR 83-35 W

SEC Tournament (Nashville, Tenn.)

Table for SEC Tournament (Nashville, Tenn.) showing games against Ole Miss, Alabama, South Carolina, etc.

NCAA First/Second Rounds (Philadelphia)

Table for NCAA First/Second Rounds (Philadelphia) showing games against UAB and Connecticut.

2477-2314

1 Guardians Classic (Lexington, Ky.)
2 Guardians Classic (Municipal Auditorium, Kansas City, Mo.)
3 Philips Arena (Atlanta)
4 RCA Dome (Indianapolis)
5 Freedom Hall (Louisville, Ky.)
6 US Bank Arena (Cincinnati)
7 Gaylor Entertainment Center (Nashville, Tenn.)
8 Wachovia Center (Philadelphia)

LEADING SCORERS

Table listing leading scorers for the 2006-07 season: Randolph Morris, Rajon Rondo, Joe Crawford, Patrick Sparks, Ramel Bradley.

2006-07 (22-12, 9-7 SEC)

Coach: Tubby Smith
Captains: Lukasz Obrzut, Bobby Perry, Sheray Thomas

Main table for 2006-07 season showing games against Miami (Ohio), Miss. Valley St., DePaul, UCLA, Memphis, etc.

SEC Tournament (Atlanta, Ga.)

Table for SEC Tournament (Atlanta, Ga.) showing games against Georgia and Marquette.

NCAA First/Second Rounds (Anaheim, Calif.)

Table for NCAA First/Second Rounds (Anaheim, Calif.) showing game against Marquette.

2129-2029

1 2k Sports College Hoops Classic (Lexington, Ky.)
2 Freedom Hall (Louisville, Ky.)
3 Alexander Memorial Coliseum- Ga. Tech (Atlanta)
4 Honda Center (Anaheim, Calif.)

LEADING SCORERS

Table listing leading scorers for the 2008-09 season: Joe Crawford, Patrick Patterson, Ramel Bradley, Jodie Meeks, Perry Stevenson.

2008-09 (22-14, 8-8 SEC)

SEC Tournament (Nashville, Tenn.)

Table for SEC Tournament (Nashville, Tenn.) showing games against Alabama and Tennessee.

NCAA First/Second Rounds (New Orleans)

Table for NCAA First/Second Rounds (New Orleans) showing games against East Tenn. St. and Wake Forest.

NCAA East Regional (Syracuse, N.Y.)

Table for NCAA East Regional (Syracuse, N.Y.) showing games against Cornell and West Virginia.

3012-2468

1 Cancun Challenge (Rupp Arena, Lexington, Ky.)
2 Cancun Challenge (Moon Palace Resort, Cancun, Mexico)
3 Freedom Hall (Louisville, Ky.)
4 SEC/Big East Challenge (Madison Square Garden, New York)
5 Bridgestone Arena, Nashville, Tenn.
6 New Orleans Arena, New Orleans
7 Carrier Dome, Syracuse, N.Y.

LEADING SCORERS

Table listing leading scorers for the 2008-09 season: John Wall, DeMarcus Cousins.

Table of additional games for the 2005-06 season against Mississippi St., Florida, Arkansas, Vanderbilt, Tennessee, South Carolina, LSU, Georgia, and Florida.

SEC Tournament (Tampa, Fla.)

Table for SEC Tournament (Tampa, Fla.) showing games against Ole Miss and LSU.

NIT

Table for NIT showing games against UNLV, Creighton, and Notre Dame.

2669-2386

1 Las Vegas Invitational (Lexington, Ky.)
2 Las Vegas Invitational (Orleans Arena, Las Vegas, Nev.)
3 Freedom Hall (Louisville)
4 St. Pete Times Forum (Tampa, Fla.)
5 Memorial Coliseum (Lexington, Ky.)
6 Qwest Center (Omaha, Neb.)
7 Joyce Center (South Bend, Ind.)

LEADING SCORERS

Table listing leading scorers for the 2005-06 season: Jodie Meeks, Patrick Patterson, Perry Stevenson, Ramon Harris, Darius Miller.

JOHN CALIPARI ERA (2010-PRES.)

2009-10 (35-3, 14-2 SEC)

SEC Champions, SEC East Champions, SEC Tournament Champions

Ranked 2nd AP, 5th USA Today/ESPN
Coach: John Calipari

Main table for 2009-10 season showing games against Morehead State, Miami (Ohio), Sam Houston St., Rider, Cleveland St., Stanford, UNC Asheville, North Carolina, etc.

SEC Tournament (Nashville, Tenn.)

Table for SEC Tournament (Nashville, Tenn.) showing games against Alabama and Tennessee.

NCAA First/Second Rounds (New Orleans)

Table for NCAA First/Second Rounds (New Orleans) showing games against East Tenn. St. and Wake Forest.

NCAA East Regional (Syracuse, N.Y.)

Table for NCAA East Regional (Syracuse, N.Y.) showing games against Cornell and West Virginia.

3012-2468

1 Cancun Challenge (Rupp Arena, Lexington, Ky.)
2 Cancun Challenge (Moon Palace Resort, Cancun, Mexico)
3 Freedom Hall (Louisville, Ky.)
4 SEC/Big East Challenge (Madison Square Garden, New York)
5 Bridgestone Arena, Nashville, Tenn.
6 New Orleans Arena, New Orleans
7 Carrier Dome, Syracuse, N.Y.

LEADING SCORERS

Table listing leading scorers for the 2009-10 season: John Wall, DeMarcus Cousins.

Table listing additional players for the 2005-06 season: Patrick Patterson, Eric Bledsoe, Darius Miller.

2010 Canada Exhibition Tour

Table for 2010 Canada Exhibition Tour showing games against Windsor and Western Ontario.

2010-11 (29-9, 10-6 SEC)

SEC Tournament Champions, NCAA Final Four Ranked 11th AP, 3rd USA Today/ESPN

Coach: John Calipari

Main table for 2010-11 season showing games against Tennessee St., Portland, Oklahoma, Washington, Connecticut, Boston, North Carolina, Notre Dame, Indiana, Miss. Valley St., Winthrop, Coppin State, Louisville, Penn, Georgia, Auburn, LSU, Alabama, South Carolina, Georgia, Ole Miss, Florida, Tennessee, Vanderbilt, Mississippi State, South Carolina, Arkansas, Florida, Vanderbilt, Tennessee.

SEC Tournament (Atlanta)

Table for SEC Tournament (Atlanta) showing games against Ole Miss and Alabama.

NCAA First/Second Rounds (Tampa, Fla.)

Table for NCAA First/Second Rounds (Tampa, Fla.) showing games against Princeton and West Virginia.

NCAA East Regional (Newark, N.J.)

Table for NCAA East Regional (Newark, N.J.) showing games against Ohio State and North Carolina.

NCAA Final Four (Houston)

Table for NCAA Final Four (Houston) showing game against Connecticut.

2845-2412

1 Rose Garden (Portland, Ore.)
2 EA Sports Maui Invitational (Lahaina Civic Center, Maui, Hawaii)
3 SEC/Big East Invitational (Freedom Hall, Louisville, Ky.)
4 Georgia Dome (Atlanta)
5 St. Pete Times Forum (Tampa, Fla.)
6 Prudential Center (Newark, N.J.)
7 Reliant Stadium (Houston)

LEADING SCORERS

Table listing leading scorers for the 2010-11 season: Brandon Knight, Terrence Jones, Doron Lamb, Darius Miller, DeAndre Liggins.

2011-12 (38-2, 16-0 SEC)

National Champions, SEC Champions, SEC East Champions

Ranked 1st AP, 1st Coaches
Coach: John Calipari

Main table for 2011-12 season showing games against Marist, Kansas, Penn State, Old Dominion, Radford, Portland, St. John's, North Carolina, Indiana, Chattanooga, Samford, Loyola, Lamar, Louisville, Ark. Little Rock, South Carolina.



J.11	*	at Auburn	2/NR	68-53	W
J.14	*	at Tennessee	2/NR	65-62	W
J.17	*	ARKANSAS	2/NR	86-63	W
J.21	*	ALABAMA	2/NR	77-71	W
J.24	*	at Georgia	1/NR	57-44	W
J.28	*	at LSU	1/NR	74-50	W
J.31	*	TENNESSEE	1/NR	69-44	W
F.4	*	at South Carolina	1/NR	86-52	W
F.7	*	FLORIDA	1/8	78-58	W
F.11	*	at Vanderbilt	1/NR	69-63	W
F.18	*	OLE MISS	1/NR	77-62	W
F.21	*	at Mississippi St.	1/NR	73-64	W
F.25	*	VANDERBILT	1/NR	83-74	W
M.1	*	GEORGIA	1/NR	79-49	W
M.4	*	at Florida	1/16	74-59	W

M.9	4	LSU	1/NR	60-51	W
M.10	4	Florida	1/22	74-71	W
M.11	4	Vanderbilt	1/NR	71-64	L

M.15	5	Western Kentucky	1/NR	81-66	W
M.17	5	Iowa State	1/NR	87-71	W

M.23	6	Indiana	1/16	102-90	W
M.25	6	Baylor	1/9	82-70	W

M.31	7	Louisville	1/17	69-61	W
A.2	7	Kansas	1/6	67-59	W

3095-2423

- 1 Champions Classic (Madison Square Garden, N.Y.)
- 2 Hall of Fame Tip-off (Mohegan Sun, Uncasville, Conn.)
- 3 Freedom Hall (Louisville, Ky.)
- 4 Superdome (New Orleans)
- 5 KFC Yum! Center (Louisville, Ky.)
- 6 Georgia Dome (Atlanta)
- 7 Superdome (New Orleans)

LEADING SCORERS

Anthony Davis (6-10 Fr. F)	14.2
Doron Lamb (6-4 So. G)	13.7
Terrence Jones (6-9, So. F)	12.3
Michael Kidd-Gilchrist (6-7, Fr. F)	11.9
Marquis Teague (6-2, Fr. G)	10.0

2012-13 (21-12, 12-6 SEC)

Coach: John Calipari

N.9	1	vs. Maryland	3/NR	72-69	W
N.13	2	vs. Duke	3/9	75-68	L
N.16	3	LAFAYETTE	3/NR	101-49	W
N.21	3	MOREHEAD STATE	8/NR	81-70	W
N.23	3	LIU-BROOKLYN	8/NR	104-75	W
N.29	4	at Notre Dame	8/NR	64-50	L
D.1		BAYLOR	8/NR	64-55	L
D.4		SAMFORD	NR/NR	88-56	W
D.8		PORTLAND	NR/NR	74-46	W
D.15		LIPSCOMB	NR/NR	88-50	W
D.22		MARSHALL	NR/NR	82-54	W
D.29		at Louisville	NR/4	80-77	L
J.2		EASTERN MICHIGAN	NR/NR	90-38	W
J.10	*	at Vanderbilt	NR/NR	60-58	W
J.12	*	TEXAS A&M	NR/NR	83-71	L
J.15	*	TENNESSEE	NR/NR	75-65	W
J.19	*	at Auburn	NR/NR	75-53	W
J.22	*	at Alabama	NR/NR	59-55	L
J.26	*	LSU	NR/NR	75-70	W
J.29	*	at Ole Miss	NR/16	87-74	W
F.2	*	at Texas A&M	NR/NR	72-68	W OT
F.5	*	SOUTH CAROLINA	NR/NR	77-55	W
F.9	*	AUBURN	NR/NR	72-62	W
F.12	*	at Florida	25/7	69-52	L
F.16	*	at Tennessee	25/NR	88-58	L
F.20	*	VANDERBILT	NR/NR	74-70	W
F.23	*	MISSOURI	NR/NR	90-83	W OT
F.27	*	MISSISSIPPI STATE	NR/NR	85-55	W
M.2	*	at Arkansas	NR/NR	73-60	L
M.7	*	at Georgia	NR/NR	72-62	L
M.9	*	FLORIDA	NR/11	61-57	W

M.15	5	Vanderbilt	NR/NR	64-48	L
------	---	------------	-------	-------	---

M.19	6	Robert Morris	NR/NR	59-57	L
------	---	---------------	-------	-------	---

2396-2127

- 1 Barclays Center Classic (Barclay's Center, Brooklyn)
- 2 Champions Classic (Georgia Dome, Atlanta)
- 3 Barclay's Center Classic (Rupp Arena)
- 4 SEC/Big East Challenge (South Bend, Ind.)
- 5 SEC Tournament (Bridgestone Arena, Nashville)
- 6 NIT First Round (SeWall Center, Moon Township, Pa.)

LEADING SCORERS

Archie Goodwin (6-4.5 Fr. G)	14.1
------------------------------	------

Alex Poythress (6-7 Fr. F)	11.2
Nerlens Noel (6-10 Fr. F)	10.5
Kyle Wiltjer (6-10 So. F)	10.2
Ryan Harrow (6-2 So. G)	9.9

2013-14 (29-11, 12-6 SEC)

National Runner-Up

Ranked 18th AP, 2nd Coaches

Coach: John Calipari

N.8		UNC ASHEVILLE	1/NR	89-57	W
N.10		NORTHERN KY.	1/NR	93-63	W
N.12	1	vs. Michigan State	1/2	78-74	L
N.17	2	ROBERT MORRIS	1/NR	87-49	W
N.19	2	UT-ARLINGTON	4/NR	105-76	W
N.25	2	CLEVELAND STATE	3/NR	68-61	W
N.27	2	EASTERN MICHIGAN	3/NR	81-63	W
D.1	3	vs. Providence	3/NR	79-65	W
D.6	4	vs. Baylor	3/20	67-62	L
D.10		BOISE STATE	11/NR	70-55	W
D.14		at North Carolina	11/18	82-77	L
D.21		BELMONT	19/NR	93-80	W
D.28		LOUISVILLE	19/6	73-66	W
J.8	*	MISSISSIPPI STATE	14/NR	85-63	W
J.11	*	at Vanderbilt	14/NR	71-62	W
J.14	*	at Arkansas	13/NR	87-85	L OT
J.18	*	TENNESSEE	13/NR	74-66	W
J.21	*	TEXAS A&M	14/NR	68-51	W
J.25	*	GEORGIA	14/NR	79-54	W
J.28	*	at LSU	11/NR	87-82	L
F.1	*	at Missouri	11/NR	84-79	W
F.4	*	OLE MISS	18/NR	80-64	W
F.8	*	at Mississippi St.	18/NR	69-59	W
F.12	*	at Auburn	14/NR	64-56	W
F.15	*	FLORIDA	14/3	69-59	L
F.18	*	at Ole Miss	18/NR	84-70	W
F.22	*	LSU	18/NR	77-76	W OT
F.27	*	ARKANSAS	17/NR	71-67	L OT
M.1	*	at South Carolina	17/NR	72-67	L
M.4	*	ALABAMA	25/NR	55-48	W
M.8	*	at Florida	25/1	84-65	L

M.14	5	vs. LSU	RV/NR	85-67	W
M.15	5	vs. Georgia	RV/NR	70-58	W
M.16	5	vs. Florida	RV/1	61-60	L

M.21	6	vs. Kansas State	RV/NR	56-49	W
M.23	6	vs. Wichita State	RV/2	78-76	W

M.28	7	vs. Louisville	RV/5	74-69	W
M.30	7	vs. Michigan	RV/7	75-72	W

A.5	8	vs. Wisconsin	RV/12	74-73	W
A.7	8	vs. Connecticut	RV/18	60-54	L

2992-2665

- 1 Champions Classic (United Center, Chicago)
- 2 Keightley Classic (Rupp Arena, Lexington, Ky.)
- 3 Barclays Center (Brooklyn, N.Y.)
- 4 Big 12/SEC Challenge (AT&T Stadium, Arlington, Texas)
- 5 SEC Tournament (Georgia Dome, Atlanta)
- 6 NCAA Second and Third Rounds (Scotttrade Center, St. Louis)
- 7 NCAA Regional Round (Lucas Oil Stadium, Indianapolis)
- 8 NCAA Final Four (AT&T Stadium, Arlington, Texas)

LEADING SCORERS

Julius Randle (6-9 Fr. F)	15.0
James Young (6-7 Fr. G/F)	14.3
Aaron Harrison (6-6, Fr. G)	13.7
Andrew Harrison (6-6, Fr. G)	10.9
Willie Cauley-Stein (7-0, So. F)	6.8

Aug. 10	Puerto Rico Reserves	74-49	W
Aug. 11	Chalons-Reims	81-58	W
Aug. 12	Puerto Rico Reserves	93-57	W
Aug. 15	Dominican Republic	84-71	W
Aug. 16	Chalons-Reims	77-72	W
Aug. 17	Dominican Republic	63-62	L

2014-15 (38-1, 18-0 SEC)

NCAA Final Four, SEC Champions,

SEC Tournament Champions

Ranked 1st AP, 3rd Coaches

Coach: John Calipari

N.14	1	GRAND CANYON	1/NR	85-45	W
N.16	1	BUFFALO	1/NR	71-52	W
N.18	2	vs. Kansas	1/5	72-40	W
N.21		BOSTON	1/NR	89-65	W
N.23	1	MONTANA STATE	1/NR	86-28	W
N.25	1	UT ARLINGTON	1/NR	92-44	W
N.30		PROVIDENCE	1/RV	58-38	W

D.5	3	TEXAS	1/6	63-51	W
D.7		EASTERN KY.	1/NR	82-49	W
D.10		COLUMBIA	1/NR	56-46	W
D.13		N. CAROLINA	1/21	84-70	W
D.20	4	vs. UCLA	1/NR	83-44	W
D.27		at Louisville	1/4	58-50	W
J.6	*	OLE MISS	1/NR	89-86	W OT
J.10	*	at Texas A&M	1/NR	70-64	W 2OT
J.13	*	MISSOURI	1/NR	86-37	W
J.17	*	at Alabama	1/NR	70-48	W
J.20	*	VANDERBILT	1/NR	65-57	W
J.24	*	at South Carolina	1/NR	58-43	W
J.29	*	at Missouri	1/NR	69-53	W
J.31	*	ALABAMA	1/NR	70-55	W
F.3	*	GEORGIA	1/NR	69-58	W
F.7	*	at Florida	1/NR	68-61	W
F.10	*	at LSU	1/NR	71-69	W
F.14	*	S. CAROLINA	1/NR	77-43	W
F.17	*	at Tennessee	1/NR	66-48	W
F.21	*	AUBURN	1/NR	110-75	W
F.25	*	at Mississippi St.	1/NR	74-56	W
F.28	*	ARKANSAS	1/NR	84-67	W
M.3	*	at Georgia	1/NR	72-64	W
M.7	*	FLORIDA	1/NR	67-50	W

M.13	5	vs. Florida	1/NR	64-49	W
M.14	5	vs. Auburn	1/NR	91-67	W
M.15	5	vs. Arkansas	1/21	78-63	W

M.19	6	vs. Hampton	1/NR	79-56	W
M.21	6	vs. Cincinnati	1/NR	64-51	W

M.26	7	vs. West Virginia	1/20	78-39	W
M.28	7	vs. Notre Dame	1/8	68-66	W

A.4	8	vs. Wisconsin	1/3	71-64	L
-----	---	---------------	-----	-------	---

2900-2118

- 1 Cowood Ledford Classic (Rupp Arena, Lexington, Ky.)
- 2 Champions Classic (Bankers Life Fieldhouse, Indianapolis)
- 3 SEC/Big 12 Challenge (Rupp Arena, Ky.)
- 4 CBS Sports Classic (United Center, Chicago)
- 5 SEC Tournament (Bridgestone Arena, Nashville, Tenn.)
- 6 NCAA Second and Third Rounds (KFC Yum! Center, Louisville, Ky.)
- 7 NCAA Regional Rounds (Quicken Loans Arena, Cleveland)
- 8 NCAA Final Four (Lucas Oil Stadium, Indianapolis)

LEADING SCORERS

Aaron Harrison (6-6 So. G)	11.0
Karl-Anthony Towns (6-11 Fr. F)	10.3
Devin Booker (6-6, Fr. G)	10.0
Andrew Harrison (6-6, So. G)	9.3
Willie Cauley-Stein (7-0, Jr. F)	8.9



SERIES RECORDS VS. OPPONENTS


SCHOOL	W	L	LAST TIME	DATE
Advent Memorial	0	1	L, 41-27	1/18/1909
Air Force	1	0	W, 78-58	12/17/1965
Akron	2	0	W, 83-64	11/28/1981
Alabama	105	37	W, 70-55	1/31/2015
Alaska-Anchorage	5	0	W, 62-42	12/27/1999
Alcorn State	1	0	W, 94-63	1/2/2003
Alumni	4	0	W, 62-25	12/7/1940
American	1	0	W, 75-52	12/23/1997
Appalachian State	1	0	W, 93-69	12/20/2008
Arizona	2	3	L, 63-51	11/26/1999
Arizona State	3	0	W, 82-65	11/25/2002
Arkansas	27	11	W, 78-63	3/15/2015
Arkansas-Little Rock	1	0	W, 73-51	1/3/2012
Arkansas State	1	0	W, 75-6	1/8/1945
Army	1	0	W, 80-65	12/21/1968
Ashland YMCA	2	0	W, 30-19	1/20/1914
Auburn	91	17	W, 91-67	3/14/2015
Austin Peay	5	0	W, 90-69	12/19/2009
Ball State	1	0	W, 73-53	11/23/2004
Baylor	7	2	L, 67-62	12/6/2013
Belmont	1	0	W, 93-80	12/21/2013
Berea	11	0	W, 56-32	12/4/1944
Bethany	1	0	W, 24-11	2/4/1911
Boise State	1	0	W, 70-55	12/10/2013
Boston University	4	0	W, 89-65	11/21/2014
Bowling Green	2	1	L, 56-54	12/16/1988
Bradley	3	0	W, 79-58	11/30/1979
BYU	3	0	W, 93-68	3/17/1984
Buffalo	1	0	W, 71-52	11/16/2014
Butler	4	0	W, 90-53	11/27/1982
California	2	0	W, 89-71	11/28/1988
Campbell	1	0	W, 82-50	12/29/2004
Canisius	2	0	W, 81-54	12/10/1997
Carnegie Tech	2	0	W, 61-14	12/28/1943
Centenary	3	1	W, 70-18	12/27/1940
Central	7	9	W, 52-10	2/1/1912
Central Arkansas	1	0	W, 67-40	11/06/2007
Central Florida	1	0	W, 59-57	1/3/2006
Central Michigan	2	0	W, 84-52	12/29/2008
Centre	18	10	W, 47-11	2/13/1929

SCHOOL	W	L	LAST TIME	DATE
CCNY	0	1	L, 89-50	3/14/1950
Chaminade	1	0	W, 89-57	11/26/1985
Charlotte	2	0	W, 84-81	12/19/1987
Chattanooga	12	0	W, 87-62	12/17/2011
Chicago	2	0	W, 42-16	1/2/1935
Christ Church	0	4	L, 30-19	3/1/1913
Cincinnati	28	10	W, 64-51	3/21/2015
Cincinnati YMCA	0	2	L, 38-9	1/27/1906
Clemson	12	4	W, 76-61	11/29/1997
Cleveland State	2	0	W, 68-61	11/25/2013
C. of Charleston	2	0	W, 77-61	11/28/2006
Colorado	1	0	W, 64-52	11/26/1998
Columbia	2	0	W, 56-46	12/10/2014
Connecticut	1	4	L, 60-54	4/7/2014
Coppin State	2	0	W, 91-61	12/28/2010
Cornell	1	1	W, 62-45	3/25/2010
Creighton	8	4	W, 65-63	3/23/2009
Cumberland	4	1	W, 37-21	1/15/1921
Dartmouth	3	1	W, 102-77	12/21/1973
Davidson	1	0	W, 75-55	3/14/1986
Dayton	3	2	L, 68-66	11/29/1999
Delaware State	1	0	W, 71-42	11/22/2008
DePaul	18	3	W, 87-81	11/20/2006
DePauw	1	3	W, 38-35	2/4/1944
Detroit Mercy	1	1	W, 83-46	12/7/1982
Drexel	1	0	W, 88-44	12/21/2009
Duke	11	9	L, 75-68	11/30/2012
Duquesne	1	0	W, 55-42	12/17/1982
Eastern Kentucky	11	0	W, 82-49	12/07/2014
Eastern Michigan	2	0	W, 81-63	11/27/2013
East Carolina	1	0	W, 86-52	12/20/1985
East Tennessee St.	4	0	W, 88-65	11/12/2010
Florida	97	37	W, 64-49	3/13/2015
Florida A&M	1	0	W, 96-76	3/19/2004
Florida Atlantic	1	0	W, 76-69	12/27/2008
Florida International	1	0	W, 92-49	12/31/2007
Florida State	6	2	W, 106-81	3/27/1993
Fort Benning	1	0	W, 81-25	1/7/1946
Fort Knox	7	0	W, 80-41	12/1/1947
Furman	1	0	W, 104-73	12/19/1989

SCHOOL	W	L	LAST TIME	DATE
Gardner-Webb	0	1	L, 68-84	11/07/2007
George Washington	1	0	W, 70-55	11/24/1997
Georgia	119	26	W, 72-64	3/3/2015
Georgia State	2	0	W, 73-46	12/6/2005
Georgia Tech	56	15	L, 86-84	12/9/2000
Georgetown (Ky.)	35	15	W, 39-19	12/29/1938
Georgetown	0	2	L, 53-40	3/31/1984
Gonzaga	1	0	W, 80-72	11/27/2002
Grand Canyon	1	0	W, 84-45	11/14/2004
Great Lakes	0	2	L, 53-39	3/6/1943
Hampton	1	0	W, 79-56	3/19/2015
Hardin-Simmons	1	0	W, 83-55	12/1/1965
Hartford	1	0	W, 104-61	12/29/2009
Hawaii	2	0	W, 86-59	11/28/1987
High Point	3	0	W, 75-55	12/29/2005
Holy Cross	3	0	W, 72-68	3/15/2001
Houston	3	1	L, 69-83	12/18/2007
Idaho	2	0	W, 91-35	12/17/1955
Illinois	11	4	W, 54-51	3/24/1984
Indiana	32	24	W, 102-90	3/23/2012
Indiana Central	4	0	W, 94-61	12/3/1949
Iona	6	0	W, 73-67	12/23/2005
Iowa	5	3	L, 67-63	11/21/2005
Iowa State	3	0	W, 87-71	3/17/2012
IUPUI	1	0	W, 95-64	3/21/2003
Jacksonville	1	1	W, 107-91	12/18/1981
Jacksonville State	1	0	W, 91-48	11/21/2000
Kansas	22	6	W, 72-40	11/18/2014
Kansas State	9	0	W, 56-49	3/21/2014
Kent St.	1	0	W, 82-68	11/28/2001
Kentucky State	1	0	W, 118-63	12/15/2001
*Ky. Wesleyan	8	2	W, 57-18	12/10/1938
Lafayette	1	0	W, 101-49	11/16/2012
Lamar	3	0	W, 86-64	12/28/2011
LaSalle	3	0	W, 109-77	12/2/1978
Lexington High	1	1	L, 36-29	1/13/1911
Lexington YMCA	2	5	L, 27-25	1/24/1913
Liberty	2	0	W, 80-54	11/21/2007
Lipscomb	2	0	W, 88-50	12/15/2012
Long Beach State	1	0	W, 86-73	12/23/2009



Kentucky and Florida will now meet twice a year as a part of the new SEC scheduling format.



UK has played Tennessee more than any other school in program history.

SCHOOL	W	L	LAST TIME	DATE
LIU-Brooklyn	3	1	W, 104-75	11/23/2012
Longwood	1	0	W, 91-57	11/24/2008
LSU	86	25	W, 71-69	2/10/2015
Louisiana-Lafayette	0	1	L, 116-113 OT	12/23/1989
Louisville	33	15	W, 58-50	12/27/2014
Louisville Coliseum	1	1	L, 30-18	2/22/1908
Louisville YMCA	1	0	W, 30-21	1/17/1914
Louisville YMHA	1	0	W, 59-12	1/31/1914
Loyola (Ill.)	4	3	L, 100-91	3/14/1964
Loyola (La.)	1	0	W, 86-64	12/30/1963
Loyola (Md.)	1	0	W, 87-63	12/22/2011
Maine	1	0	W, 100-54	12/30/1980
Marietta	2	2	L, 27-23	3/4/1916
Marist	1	0	W, 108-58	11/11/2011
Marquette	7	7	L, 66-74	3/20/2008
Marshall	12	0	W, 82-54	12/22/2012
Maryland	8	5	W, 72-69	11/9/2012
Maryville	5	0	W, 53-14	12/13/1940
Massachusetts	5	1	W, 82-68	12/22/2006
Memphis	0	1	L, 80-63	11/22/2006
Mercer	2	1	W, 82-51	11/19/1998
Mexico	3	0	W, 56-26	1/24/1942
Mexico YMCA	1	0	W, 25-14	1/8/1924
Miami (Fla.)	3	1	L, 67-73	12/6/2008
Miami (Ohio)	22	4	W, 72-70	11/16/2009
Michigan	5	2	W, 75-72	3/30/2014
Michigan State	12	11	L, 78-74	11/12/2013
Middle Tennessee	0	1	L, 50-44	3/11/1982
Minnesota	4	1	W, 78-69	3/29/1997
Mississippi State	92	20	W, 74-56	2/25/2015
Miss. Valley State	3	0	W, 85-60	12/18/2010
Missouri	8	0	W, 69-53	1/29/2015
Montana	1	0	W, 81-69	3/13/1997
Montana State	1	0	W, 86-28	11/23/2014
Moores Hill	1	0	W, 32-11	2/14/1906
Morehead St.	10	0	W, 81-70	11/21/2012
Mount St. Mary's	1	0	W, 113-67	3/16/1995
Navy	3	1	W, 80-69	1/25/1987
Nebraska	2	1	W, 85-60	12/15/1972
New Albany YMCA	0	1	L, 29-12	2/12/1906
New Mexico State	1	0	W, 82-60	3/12/1999
New York U.	0	2	L, 41-28	1/8/1936
Niagara	1	0	W, 67-61	3/13/1976
North Carolina	14	23	W, 84-70	12/13/2014
UNC-Asheville	4	0	W, 89-57	11/8/2013
N.C. State	3	1	L, 54-51	2/2/1986
Northern Colorado	1	0	W, 106-73	12/1/1959
Northern Kentucky	1	0	W, 93-63	11/10/2013
Northwestern	7	1	L, 89-77	12/1/1975
Northwestern State	1	1	L, 85-82	12/7/1988
Notre Dame	43	19	W, 68-66	3/28/2015
Oglethorpe	1	0	W, 81-12	12/13/1934
Ohio	14	1	W, 71-63	12/30/2005

SCHOOL	W	L	LAST TIME	DATE
Ohio State	11	8	W, 62-60	3/25/2011
Ohio Wesleyan	0	1	L, 37-19	2/9/1911
Oklahoma	3	0	W, 76-64	11/22/2010
Oklahoma State	3	1	W, 90-65	12/21/1974
Old Dominion	2	0	W, 62-52	11/20/2011
Ole Miss	103	13	W, 89-86 OT	1/6/2015
Oregon	1	0	W, 95-68	12/16/1972
Oregon State	3	0	W, 82-74	12/20/1975
Otterbien	0	1	L, 41-27	2/10/1911
Pennsylvania	5	0	W, 86-62	1/3/2011
Penn State	3	1	W, 85-47	11/19/2011
Pepperdine	1	0	W, 88-56	12/21/1985
Phillips Oilers	0	1	L, 53-49	3/31/1948
Pittsburgh	4	2	L, 68-56	11/27/1998
Portland	4	0	W, 74-46	12/8/2012
Portland State	1	0	W, 114-88	12/16/1977
Princeton	3	1	W, 59-57	3/17/2011
Providence	3	0	W, 58-38	11/30/2014
Purdue	6	2	W, 89-75	12/3/1997
Radford	1	0	W, 88-40	11/23/2011
Rhode Island	1	0	W, 46-45	3/20/1946
Rider	3	0	W, 92-63	11/21/2009
Robert Morris	2	1	W, 87-49	11/17/2013
Rose Polytechnic	1	1	W, 33-12	1/30/1917
Rutgers	1	0	W, 60-54	12/28/1992
Saint Louis	8	9	W, 88-61	3/15/1998
Sam Houston	1	0	W, 102-92	11/19/2009
Samford	2	0	W, 88-56	12/4/2012
San Diego	0	1	L, 72-81	12/29/2007
San Francisco	1	0	W, 110-83	12/28/1993
San Jose State	1	0	W, 110-72	3/14/1996
Santa Clara	1	0	W, 74-60	12/19/2006
Seattle	1	0	W, 84-72	3/22/1958
Seton Hall	1	1	L, 63-60	11/26/1988
Sewanee	6	0	W, 60-15	2/15/1934
South Carolina	49	11	W, 77-43	2/14/2015
South Carolina St.	1	0	W, 82-67	3/13/1998
South Dakota State	1	0	W, 71-54	11/13/2005
Southern Cal	0	3	L, 80-76	3/22/2001
SMU	3	2	L, 56-54	12/4/1984
Stony Brook	1	0	W, 62-52	11/27/2007
St. Andrews	1	1	L, 50-25	2/26/1915
St. Bonaventure	1	0	W, 85-80 2OT	3/16/2000
St. John's	11	5	W, 81-59	12/1/2011
St. Joseph's	2	0	W, 102-72	3/20/1997
Stanford	3	0	W, 73-65 OT	11/25/2009
Syracuse	8	3	L, 52-50	3/18/2000
Temple	14	4	W, 56-52	12/8/1962
Tennessee	151	67	W, 66-48	2/17/2015
Tennessee-Martin	1	0	W, 124-50	11/26/1994
Tennessee State	4	0	W, 102-58	12/22/2008
Tennessee Tech	5	0	W, 69-47	12/22/2007

SCHOOL	W	L	LAST TIME	DATE
Texas	2	0	W, 63-51	12/05/2014
Texas A&M	5	2	W, 70-64 2OT	1/10/2015
TCU	2	0	W, 124-80	1/20/1996
Texas Southern	1	0	W, 83-35	11/24/2007
Texas State	1	0	W, 82-36	12/10/1991
Texas Tech	4	0	W, 83-68	12/17/1994
Toledo	1	0	W, 63-54	11/27/1984
Transylvania	7	7	W, 30-24	3/3/1911
Tufts	1	0	W, 66-56	3/24/1945
Tulane	41	5	W, 76-60	12/10/2002
Tulsa	5	0	W, 87-82	3/16/2002
UAB	2	3	L, 76-79	12/15/2007
UCLA	7	4	W, 83-44	12/20/2014
UNLV	4	0	W, 70-60	3/17/2009
Utah	9	2	W, 62-52	3/25/2005
Utah State	1	0	W, 92-64	12/23/1957
UT Arlington	2	0	W, 92-44	11/25/2014
UTEP	0	1	L, 72-65	3/19/1966
Valparaiso	1	0	W, 83-68	3/14/2002
Vanderbilt	140	46	W, 65-57	1/20/2015
Vernon (Ind.)	1	0	W, 34-14	2/13/1906
Villanova	6	0	W, 67-58	3/16/2007
Virginia	6	3	L, 75-61	11/26/2002
Virginia Tech	3	1	W, 84-60	3/16/1996
VMI	5	3	L, 111-103	11/14/2008
Wabash	1	1	W, 96-24	12/28/1946
Wake Forest	5	0	W, 90-60	3/20/2010
Wash.U. St. Louis	2	0	W, 69-39	2/7/1948
Washington	2	0	W, 74-67	11/23/2010
Washington & Lee	12	1	W, 94-66	12/1/1956
Washington State	1	0	W, 97-75	12/20/1974
Wayne	1	0	W, 84-64	3/16/1956
West Carolina	2	0	W, 82-55	2/6/1997
Western Kentucky	4	2	W, 81-66	3/15/2012
Western Ontario	4	0	W, 90-18	12/10/1949
West Texas State	2	0	W, 121-67	12/4/1978
West Virginia	15	5	W, 78-39	3/26/2015
Wichita State	1	0	W, 78-76	3/23/2014
William & Mary	1	0	W, 92-47	12/22/2004
Winthrop	2	0	W, 89-52	12/22/2010
Wisconsin	4	2	L, 64-71	4/4/2015
Wis.-Green Bay	1	0	W, 74-62	12/6/1995
Wright Field	1	0	W, 61-28	1/15/1944
Wright State	3	0	W, 97-75	11/23/1998
Wyoming	2	0	W, 66-40	12/16/1983
Xavier	37	2	W, 115-77	11/30/1968
Yale	1	0	W, 79-58	12/27/1961

*-In 1918 the two teams played to a 21-21 tie.



KENTUCKY VS. D1 CONFERENCES

AMERICAN ATHLETIC CONFERENCE (3-1)

Table listing American Athletic Conference members: Cincinnati (1-0), Connecticut (0-1), Louisville (2-0)

AMERICAN EAST (6-0)

Table listing American East members: Boston (3-0), Hartford (1-0), Maine (1-0), Stony Brook (1-0)

AMERICAN SOUTH (2-0)

Table listing American South members: Lamar (1-0), UL Lafayette (1-0)

ATLANTIC ASSOC. OF WESTERN UNIVERSITY (2-0)

Table listing Atlantic Assoc. of Western University members: UCLA (2-0)

ATLANTIC COAST (58-28)

Table listing Atlantic Coast members: Clemson (1-2), Duke (9-8), Florida State (1-0), Georgia Tech (6-2), Louisville (1-0), Maryland (7-3), Miami (FL) (0-1), North Carolina (23-10), NC State (1-1), South Carolina (1-0), Virginia (4-1), Wake Forest (4-0)

ATLANTIC SUN (9-0)

Table listing Atlantic Sun members: Campbell (1-0), College of Charleston (1-0), East Tennessee St. (2-0), Jacksonville St. (1-0), Lipscomb (2-0), Mercer (1-0), Northern Kentucky (1-0)

ATLANTIC 10 (11-2)

Table listing Atlantic 10 members: Dayton (0-1), Duquesne (1-0), George Washington (1-0), Massachusetts (5-1), Rutgers (1-0), St. Bonaventure (1-0), St. Joseph's (1-0), Virginia Tech (1-0)

BIG EAST (36-17)

Table listing Big East members: Connecticut (1-3), DePaul (1-0), Georgetown (0-1), Louisville (6-3), Marquette (0-1), Miami (FL) (2-0), Notre Dame (8-2), Pittsburgh (2-0), Providence (2-0), Seton Hall (1-1), St. John's (2-2), Syracuse (4-3), Villanova (4-0), West Virginia (3-1)

BIG 8 (34-4)

Table listing Big 8 members: Iowa (2-0), Kansas (17-3), Kansas State (7-0), Missouri (2-0), Nebraska (2-1), Oklahoma (2-0), Oklahoma State (1-0), Texas (1-0)

BIG 10 (90-55)

Table listing Big 10 members: Illinois (11-4), Indiana (32-24), Iowa (5-3), Michigan (5-2), Michigan State (4-7), Minnesota (4-1), Northwestern (7-1), Ohio State (11-8)

Table listing Penn State (1-1), Purdue (6-2), Wisconsin (4-2)

BIG 12 (15-5)

Table listing Big 12 members: Baylor (1-2), Colorado (1-0), Iowa State (1-0), Kansas (5-3), Kansas State (2-0), Missouri (2-0), Oklahoma (1-0), Texas (1-0), West Virginia (1-0)

BIG SKY (2-0)

Table listing Big Sky members: Montana (1-0), Montana State (1-0)

BIG SOUTH (12-2)

Table listing Big South members: Gardner-Webb (0-1), High Point (3-0), Liberty (2-0), UNC Asheville (4-0), Radford (1-0), VMI (0-1), Winthrop (2-0)

BIG WEST (5-0)

Table listing Big West members: Long Beach State (1-0), New Mexico State (1-0), San Jose State (1-0), UNLV (2-0)

BUCKEYE INTERCOLLEGIATE (8-2)

Table listing Buckeye Intercollegiate members: Cincinnati (1-2), Marshall (2-0), Ohio (5-0)

COLONIAL ATHLETIC ASSOCIATION (9-0)

Table listing Colonial Athletic Association members: American (1-0), Drexel (1-0), East Carolina (1-0), Navy (2-0), Old Dominion (2-0), West Virginia (1-0), William and Mary (1-0)

CONFERENCE USA (15-8)

Table listing Conference USA members: Central Florida (1-0), Cincinnati (1-0), Houston (1-1), Louisville (6-4), Marquette (0-1), Marshall (1-0), Memphis (1-0), Saint Louis (1-0), Tulane (2-0), UAB (1-2)

EASTERN COLLEGIATE (4-0)

Table listing Eastern Collegiate members: Pittsburgh (4-0)

GREAT MIDWEST (0-1)

Table listing Great Midwest members: Marquette (0-1)

GULF STAR CONFERENCE (1-0)

Table listing Gulf Star Conference members: Northwestern State (1-0)

HORIZON (7-0)

Table listing Horizon members: Butler (1-0), Cleveland State (2-0), Detroit Mercy (1-0), Wisconsin-Green Bay (1-0), Wright State (2-0)

INDEPENDENT (205-73)

Table listing Independent members: Air Force (1-0), Army (1-0), Cincinnati (10-4), Dayton (3-1), DePaul (17-3), Detroit Mercy (0-1), Florida State (2-2), Holy Cross (2-0), Jacksonville (0-1)

Table listing LaSalle (3-0), Long Island (2-1), Longwood (1-0), Louisville (8-3)

Table listing various conference members: Loyola (Ill.) (4-3), Marquette (7-4), Marshall (4-0), Miami (OH) (5-4), Michigan State (8-4), Notre Dame (34-17), Penn State (2-0), Providence (1-0), Seattle (1-0), South Carolina (4-0), South Dakota State (1-0), St. John's (1-0), St. Joseph's (1-0), Syracuse (4-0), Temple (14-4), Tennessee (12-11), Utah State (1-0), UTEP (0-1), Vanderbilt (5-5), Villanova (2-0), West Virginia (7-2), Xavier (37-2)

INDIANA COLLEGIATE (1-0)

Table listing Indiana Collegiate members: Butler (1-0)

IVY (15-3)

Table listing Ivy members: Columbia (2-0), Cornell (1-1), Dartmouth (3-1), Pennsylvania (5-0), Princeton (3-1), Yale (1-0)

KENTUCKY INTERCOLLEGIATE (1-0)

Table listing Kentucky Intercollegiate members: Louisville (1-0)

METRO (18-5)

Table listing Metro members: Cincinnati (5-0), Florida State (3-0), Georgia Tech (1-0), Louisville (9-5)

METRO ATLANTIC (10-0)

Table listing Metro Atlantic members: Canisius (2-0), Iona (4-0), Loyola (Md.) (1-0), Marist (1-0), Rider (1-0), Tulane (1-0)

METROPOLITAN NEW YORK (8-3)

Table listing Metropolitan New York members: St. John's (8-3)

MID AMERICAN (38-2)

Table listing Mid American members: Ball State (1-0), Bowling Green (1-1), Buffalo (1-0), Central Michigan (2-0), Cincinnati (3-0), Eastern Michigan (2-0), Kent State (1-0), Miami (OH) (17-0), Ohio (9-1), Toledo (1-0)

MID EASTERN (6-0)

Table listing Mid Eastern members: Coppin State (2-0), Delaware State (1-0), Florida A&M (1-0), Hampton (1-0), South Carolina State (1-0)

MISSOURI VALLEY (25-13)

Table listing Missouri Valley members: Bradley (3-0), Creighton (8-4), Oklahoma State (2-1), Saint Louis (8-8), Tulsa (3-0), Wichita State (1-0)

MOUNTAIN STATES (4-1)

Table listing Mountain States members: BYU (1-0), Utah (2-1)

Table listing Wyoming (1-0)

MOUNTAIN WEST (5-0)

Table listing Mountain West members: Boise State (1-0), UNLV (1-0), Utah (3-0)

NORTHEAST (6-1)

Table listing Northeast members: Long Island (1-0), Mount St. Mary's (1-0), Rider (2-0), Robert Morris (2-1)

OHIO ATHLETIC CONFERENCE (7-4)

Table listing Ohio Athletic Conference members: Cincinnati (7-4)

OHIO VALLEY (42-1)

Table listing Ohio Valley members: Akron (2-0), Austin Peay (5-0), Belmont (1-0), Eastern Kentucky (11-0), Marshall (2-0), Middle Tennessee (1-0), Morehead State (10-0), UT Martin (1-0), Tennessee State (4-0), Tennessee Tech (5-0), Western Kentucky (0-1)

PAC 12 (24-6)

Table listing Pac 12 members: Arizona (2-2), Arizona State (3-0), Cal (2-0), Oregon (1-0), Oregon State (3-0), Southern Cal (3-0), Stanford (3-0), UCLA (4-4), Washington (2-0), Washington State (1-0)

PATRIOT (3-0)

Table listing Patriot members: Boston (1-0), Holy Cross (1-0), Lafayette (1-0)

PACIFIC COAST (3-0)

Table listing Pacific Coast members: Idaho (2-0), UCLA (1-0)

SOUTH ATLANTIC INTERCOLLEGIATE (0-1)

Table listing South Atlantic Intercollegiate members: Virginia (0-1)

SOUTHERN CONFERENCE (127-39)

Table listing Southern Conference members: Alabama (1-3), Appalachian State (1-0), Auburn (2-0), Chattanooga (3-0), Clemson (11-2), College of Charleston (1-0), Davidson (1-0), Duke (2-1), East Tennessee St. (2-0), Florida (2-0), Furman (1-0), Georgia (6-5), Georgia Tech (7-2), Marshall (3-0), Maryland (1-2), Mississippi St. (9-2), Ole Miss (4-2), North Carolina (1-3), NC State (2-0), Samford (2-0), Sewanee (6-0), South Carolina (3-1), Tennessee (15-6), Tulane (5-1), Vanderbilt (9-3), Virginia (2-1), Virginia Tech (2-1), VMI (5-2), Wake Forest (1-0), Washington & Lee (12-1), Western Carolina (2-0), West Virginia (3-1)

SOUTHEASTERN CONFERENCE (1,063-287)

Table listing Southeastern Conference members: Alabama (104-34), Arkansas (23-11), Auburn (89-17), Florida (95-37), Georgia (113-21), Georgia Tech (42-10), LSU (86-25), Mississippi State (83-18), Ole Miss (99-11), Missouri (4-0), South Carolina (41-10), Tennessee (124-50), Texas A&M (3-1), Tulane (31-4), Vanderbilt (126-38)

SOUTHLAND CONFERENCE (5-1)

Table listing Southland Conference members: Central Arkansas (1-0), Lamar (2-0), Northwestern State (0-1), Sam Houston State (1-0), Texas State (1-0)

SOUTHWEST CONFERENCE (20-3)

Table listing Southwest Conference members: Arkansas (4-0), Baylor (5-0), Houston (1-0), SMU (3-2), Texas A&M (2-1), TCU (1-0), Texas Tech (4-0)

SOUTHWESTERN ATHLETIC CONFERENCE (5-0)

Table listing Southwestern Athletic Conference members: Alcorn State (1-0), Mississippi Valley St. (3-0), Texas Southern (1-0)

SUMMIT LEAGUE (3-0)

Table listing Summit League members: IUPUI (1-0), Valparaiso (1-0), Wright State (1-0)

SUN BELT (15-2)

Table listing Sun Belt members: Arkansas-Little Rock (1-0), Charlotte (2-0), Florida Atlantic (1-0), Florida International (1-0), Georgia State (2-0), Jacksonville (1-0), UT Arlington (2-0), UAB (1-1), Western Kentucky (4-1)

WEST COAST (10-0)

Table listing West Coast members: Gonzaga (1-0), Pepperdine (1-0), Portland (4-0), San Diego (1-0), San Francisco (1-0), Santa Clara (1-0), UNLV (1-0)

WESTERN ATHLETIC CONFERENCE (13-1)

Table listing Western Athletic Conference members: Arizona (1-0), BYU (2-0), Hawaii (2-0), TCU (1-0), Tulsa (2-0), Utah (4-1), Wyoming (1-0)



2015-16 KENTUCKY MEN'S BASKETBALL

VS. ALL OPPONENTS

2002:	L, 94-86 W, 70-68 W, 70-67	at Gainesville, Fla. at Gainesville, Fla. at Lexington
2003:	W, 70-55 W, 69-67	at Lexington at Gainesville, Fla.
2004:	W, 68-65 W, 82-62 W, 89-73	at Gainesville, Fla. at Lexington at Atlanta (SEC)
2005:	W, 69-66 L, 53-52 L, 70-53 L, 95-80 L, 79-64	at Lexington at Gainesville, Fla. at Atlanta (SEC) at Gainesville, Fla. at Lexington
2007:	L, 64-61 L, 85-72	at Lexington at Gainesville, Fla.
2008:	L, 81-70 ^{OT} W, 75-70 W, 68-65	at Gainesville, Fla. at Lexington at Lexington
2009:	L, 60-53 W, 89-77 W, 74-66	at Gainesville, Fla. at Gainesville, Fla. at Lexington
2010:	L, 68-70 W, 76-68 W, 70-54	at Gainesville, Fla. at Lexington at Atlanta (SEC)
2011:	W, 78-58 W, 74-59 W, 74-71 L, 69-52 W, 61-57	at Lexington at Gainesville, Fla. at New Orleans (SEC) at Gainesville, Fla. at Lexington
2013:	L, 69-59 L, 84-65 L, 61-60	at Lexington at Gainesville, Fla. at Atlanta, Ga. (SEC)
2014:	W, 68-61 W, 67-50 W, 64-49	at Gainesville, Fla. at Lexington at Nashville (SEC)

at Lexington: UK leads, 49-9
at Gainesville, Fla.: UK leads, 34-24
at Neutral Sites: UK leads, 14-4
at Atlanta: UK leads, 5-3
at Birmingham, Ala.: UF leads, 1-0
at Louisville: UK leads, 5-0
at Memphis, Tenn.: UK leads, 1-0
at Nashville, Tenn.: UK leads, 1-0
at New Orleans: UK leads, 2-0

FLORIDA ATLANTIC (UK LEADS, 1-0)

Season	Score	Site
2009:	W, 76-69	at Lexington

at Lexington: UK leads, 1-0

FLORIDA A&M (UK LEADS, 1-0)

Season	Score	Site
2004:	W, 96-76	at Columbus, Ohio (NCAA)

at Neutral Sites: UK leads, 1-0
at Columbus, Ohio: UK leads, 1-0

FIU (UK LEADS, 1-0)

Season	Score	Site
2008:	W, 92-49	at Lexington

at Lexington: UK leads, 1-0

FLORIDA STATE (UK LEADS, 6-2)

Season	Score	Site
1959:	W, 91-68	at Lexington
1961:	L, 63-58	at Lexington
1963:	W, 83-54	at Lexington
1972:	L, 73-54	at Dayton, Ohio (NCAA)
1977:	W, 97-57	at Louisville
1978:	W, 85-76	at Knoxville, Tenn. (NCAA)
1980:	W, 97-78	at Bowling Green, Ky. (NCAA)
1993:	W, 106-81	at Charlotte, N.C. (NCAA)

at Lexington: UK leads, 2-1
at Neutral Sites: UK leads, 4-1
at Bowling Green, Ky.: UK leads, 1-0
at Charlotte, N.C.: UK leads, 1-0
at Dayton, Ohio: FSU leads, 1-0
at Knoxville, Tenn.: UK leads, 1-0
at Louisville: UK leads, 1-0

FORT BENNING (UK LEADS, 1-0)

Season	Score	Site
1946:	W, 81-25	at Lexington

at Lexington: UK leads, 1-0

FORT KNOX (UK LEADS, 7-0)

Season	Score	Site
1943:	W, 64-30	at Lexington
1944:	W, 51-18 W, 76-48	at Lexington at Lexington
1945:	W, 56-23 W, 59-34	at Lexington at Lexington
1947:	W, 68-31	at Lexington
1948:	W, 80-41	at Lexington

at Lexington: UK leads, 7-0

FURMAN (UK LEADS, 1-0)

Season	Score	Site
1990:	W, 104-73	at Lexington

at Lexington: UK leads, 1-0

GARDNER-WEBB (GW LEADS, 1-0)

Season	Score	Site
2008:	L, 84-68	at Lexington

at Lexington: GW leads, 1-0

G. WASHINGTON (UK LEADS, 1-0)

Season	Score	Site
1998:	W, 70-55	at Maui, Hawaii

at Neutral Sites: UK leads, 1-0
at Maui, Hawaii: UK leads, 1-0

GEORGETOWN [Ky.] (UK LEADS, 35-15)

Season	Score	Site
1903:	L, 15-6	at Lexington
1904:	L, 26-11	at Georgetown, Ky.
	L, 22-10	at Lexington
1905:	L, 14-9	at Lexington
1906:	L, 34-9	at Georgetown, Ky.
	L, 28-22	at Lexington
1907:	W, 16-15	at Lexington
	L, 19-8	at Georgetown, Ky.
1908:	L, 30-22	at Georgetown, Ky.
	W, 18-13	at Lexington
1909:	W, 43-32	at Lexington
	W, 48-19	at Georgetown, Ky.
1910:	W, 31-11	at Lexington
	L, 34-16	at Georgetown, Ky.
	W, 24-23	at Lexington
1911:	W, 47-22	at Georgetown, Ky.
1912:	W, 38-12	at Lexington
	W, 19-18	at Georgetown, Ky.
1916:	W, 29-22	at Georgetown, Ky.
	W, 30-22	at Lexington
1917:	L, 22-19	at Georgetown, Ky.
	W, 32-18	at Lexington
1918:	W, 22-18	at Lexington
	W, 25-16	at Georgetown, Ky.
1919:	L, 32-30	at Lexington
	L, 22-18	at Georgetown, Ky.
1920:	W, 25-14	at Lexington
	W, 28-16	at Georgetown, Ky.
1921:	W, 38-23	at Lexington
	W, 56-11	at Georgetown, Ky.
1922:	L, 26-17	at Lexington
	W, 26-17	at Georgetown, Ky.
	W, 41-21	at Atlanta (SIAA)
1923:	W, 24-13	at Georgetown, Ky.
	L, 48-21	at Lexington
1924:	W, 32-24	at Georgetown, Ky.
	W, 39-35	at Lexington
1925:	W, 25-17	at Lexington
	W, 36-21	at Georgetown, Ky.
1926:	W, 36-21	at Georgetown, Ky.
	W, 25-20	at Lexington
1927:	L, 26-19	at Georgetown, Ky.
1930:	W, 46-9	at Lexington
1931:	W, 67-19	at Lexington
1932:	W, 66-24	at Lexington
1933:	W, 62-21	at Lexington
1934:	W, 41-12	at Lexington
1936:	W, 42-17	at Lexington
1937:	W, 46-21	at Lexington
1939:	W, 39-19	at Lexington

at Lexington: UK leads, 22-7
at Georgetown, Ky.: UK leads, 12-8
at Neutral Sites: UK leads, 1-0
at Atlanta: UK leads, 1-0

GEORGETOWN (GU LEADS, 2-0)

Season	Score	Site
1922:	L, 28-23	at Washington, D.C.
1984:	L, 53-40	at Seattle (NCAA)

at Washington, D.C.: GU leads, 1-0
at Neutral Sites: GU leads, 1-0
at Seattle: GU leads, 1-0

GEORGIA (UK LEADS, 119-26)

Season	Score	Site
1921:	W, 20-19	at Atlanta (SIAA)
1923:	L, 23-19	at Lexington
1925:	L, 28-24	at Athens, Ga.
	L, 32-31	at Atlanta (So. Con.)
1926:	W, 22-18	at Athens, Ga.
	W, 39-34	at Atlanta (So. Con.)
1928:	W, 33-16	at Atlanta (So. Con.)
1929:	L, 26-24	at Atlanta (So. Con.)
1930:	W, 22-21 ^{OT}	at Athens, Ga.
	W, 36-23	at Lexington
1931:	L, 25-16	at Athens, Ga.
1940:	W, 51-43	at Knoxville, Tenn. (SEC)
1942:	W, 51-26	at Athens, Ga.

1943:	W, 55-38 W, 60-28 W, 59-30	at Lexington at Athens, Ga. at Louisville (SEC)
1944:	W, 57-29	at Louisville (SEC)
1945:	W, 73-37	at Lexington
1947:	W, 84-45 W, 81-40	at Athens, Ga. at Lexington
1948:	W, 88-51	at Athens, Ga.
1949:	W, 95-40	at Lexington
1950:	L, 71-60 W, 88-56 W, 79-63	at Athens, Ga. at Lexington at Louisville (SEC)
1951:	W, 88-41	at Lexington
1952:	W, 95-55	at Louisville
1954:	W, 106-55 W, 100-68	at Lexington at Owensboro, Ky.
1955:	W, 86-40	at Lexington
1956:	W, 143-66	at Louisville
1957:	W, 84-53	at Lexington
1958:	W, 74-55	at Atlanta
1959:	W, 108-55	at Lexington
1960:	W, 84-60	at Columbus, Ga.
1961:	W, 74-67	at Lexington
1962:	W, 86-59	at Atlanta
1963:	W, 74-67	at Lexington
1964:	W, 103-83	at Athens, Ga.
1965:	W, 102-82 W, 96-64	at Athens, Ga. at Lexington
1966:	W, 69-65 ^{2OT}	at Athens, Ga.
1967:	W, 74-50 L, 49-40	at Lexington at Athens, Ga.
	W, 101-76	at Lexington
1968:	W, 104-73	at Lexington
	W, 106-87	at Athens, Ga.
1969:	W, 88-68 W, 85-77	at Athens, Ga. at Athens, Ga.
1970:	W, 72-71	at Athens, Ga.
	W, 116-86	at Lexington
1971:	W, 79-66 W, 107-95	at Lexington at Athens, Ga.
1972:	L, 85-73 W, 87-63	at Athens, Ga. at Lexington
1973:	W, 89-68	at Knoxville, Tenn.: UK leads, 1-0
	W, 99-86	at Athens, Ga.
1974:	W, 80-74	at Lexington
	W, 86-72	at Athens, Ga.
1975:	W, 96-77 W, 75-61	at Athens, Ga. at Lexington
1976:	W, 92-76 L, 86-81	at Lexington at Athens, Ga.
1977:	W, 64-59 ^{OT} W, 72-54	at Lexington at Athens, Ga.
1978:	W, 90-73	at Lexington
	W, 78-67	at Athens, Ga.
1979:	W, 73-64 W, 90-74	at Lexington at Athens, Ga.
1980:	W, 95-69 W, 56-49	at Atlanta at Lexington
1981:	W, 76-62 W, 71-68 ^{OT}	at Lexington at Athens, Ga.
1982:	W, 68-66 W, 82-73	at Athens, Ga. at Lexington
1983:	L, 70-63	at Athens, Ga.
	W, 81-72	at Lexington
1984:	W, 64-40 W, 66-64	at Lexington at Athens, Ga.
	W, 92-79	at Nashville, Tenn. (SEC)
1985:	L, 81-73 L, 79-77	at Athens, Ga. at Lexington
1986:	W, 74-69 W, 80-75	at Lexington at Athens, Ga.
1987:	L, 69-65 L, 79-71	at Louisville at Athens, Ga.
1988:	W, 84-77 W, 80-72	at Atlanta at Lexington
	W, 62-57	at Baton Rouge, La. (SEC)
1989:	W, 76-65 L, 84-72	at Lexington at Athens, Ga.
1990:	L, 106-91 W, 88-77	at Athens, Ga. at Lexington
1991:	W, 81-80 W, 96-84	at Athens, Ga. at Lexington
1992:	W, 78-66 W, 84-73	at Lexington at Athens, Ga.
1993:	W, 74-59 W, 86-70	at Athens, Ga. at Lexington
1994:	L, 94-90 ^{OT} W, 80-59	at Athens, Ga. at Lexington
1995:	W, 83-71 W, 97-74	at Lexington at Athens, Ga.
1996:	W, 82-77 W, 86-73	at Athens, Ga. at Lexington
1997:	W, 86-65 W, 82-57	at Athens, Ga. at Lexington
1998:	W, 95-68 W, 90-79	at Memphis, Tenn. (SEC) at Athens, Ga.

1999:	W, 85-74 W, 91-83 ^{OT} W, 92-71	at Lexington at Athens, Ga. at Lexington
2000:	W, 75-69 W, 70-64	at Athens, Ga. at Lexington
2001:	W, 67-63 W, 85-70	at Lexington at Athens, Ga.
2002:	L, 88-84 L, 78-69	at Athens, Ga. at Athens, Ga.
2003:	W, 87-67 W, 74-66	at Lexington at Athens, Ga.
2004:	L, 65-57 L, 74-68	at Lexington at Athens, Ga.
	W, 69-60	at Atlanta (SEC)
2005:	W, 76-55 W, 60-51	at Athens, Ga. at Lexington
2006:	W, 69-55 W, 68-61	at Athens, Ga. at Lexington
2007:	L, 78-69 ^{OT} W, 82-70	at Athens, Ga. at Lexington
2008:	W, 63-58 W, 61-55	at Athens, Ga. at Lexington
	L, 60-56 ^{OT}	at Atlanta (SEC)
2009:	W, 68-45 L, 90-85	at Athens, Ga. at Lexington
2010:	W, 76-68 W, 80-68	at Lexington at Athens, Ga.
2011:	L, 70-77 W, 66-60	at Athens, Ga. at Lexington
2012:	W, 57-44 W, 79-49	at Athens, Ga. at Lexington
2013:	L, 72-62	at Athens, Ga.
2014:	W, 79-54 W, 70-58	at Lexington at Atlanta, Ga. (SEC)
2015:	W, 69-58 W, 72-64	at Lexington at Athens, Ga.

at Lexington: UK leads, 58-5
at Athens, Ga.: UK leads, 41-17
at Neutral Sites: UK leads, 20-3
at Atlanta: UK leads, 9-3
at Baton Rouge, La.: UK leads, 1-0
at Columbus, Ga.: UK leads, 1-0
at Knoxville, Tenn.: UK leads, 1-0
at Louisville: UK leads, 5-1
at Memphis, Tenn.: UK leads, 1-0
at Nashville, Tenn.: UK leads, 1-0
at Owensboro, Ky.: UK leads, 1-0

GEORGIA STATE (UK LEADS, 2-0)

Season	Score	Site
2005:	W, 77-59	at Lexington
2006:	W, 73-46	at Atlanta

at Lexington: UK leads, 1-0
at Atlanta: UK leads, 1-0

GEORGIA TECH (UK LEADS, 56-15)

Season	Score	Site
1924:	W, 33-27	at Lexington
1925:	W, 18-16	at Atlanta
1926:	W, 25-24	at Lexington
1927:	L, 48-16	at Atlanta
1928:	L, 35-31	at Lexington
1929:	L, 33-19	at Atlanta
1930:	W, 39-19	at Lexington
1931:	W, 38-34 W, 35-16	at Lexington at Atlanta
1933:	W, 45-22	at Lexington
1934:	W, 49-25	at Lexington
1935:	W, 57-30	at Lexington
1937:	W, 40-30	at Knoxville, Tenn. (SEC)
1940:	L, 44-39	at Atlanta
1941:	W, 47-37 W, 60-41	at Atlanta at Lexington
1942:	W, 63-53 W, 57-51	at Atlanta at Lexington
1943:	W, 38-36 W, 58-31	at Atlanta at Lexington
1945:	W, 64-58 W, 51-32	at Atlanta at Lexington
1946:	W, 68-43 W, 54-26	at Atlanta at Lexington
1947:	W, 70-47 W, 83-46	at Atlanta at Lexington
	W, 75-53	at Louisville (SEC)
1948:	W, 71-56 W, 78-54	at Atlanta at Lexington
	W, 54-43	at Louisville (SEC)
1949:	W, 56-45 W, 78-32	at Lexington at Lexington
1950:	W, 61-47 W, 97-62	at Atlanta at Lexington
1951:	W, 82-61 W, 75-42	at Atlanta at Lexington
	W, 82-56	at Louisville (SEC)
1952:	W, 96-51 W, 93-42	at Atlanta at Lexington



MASSACHUSETTS (UK LEADS, 5-1)

Season	Score	Site
1992:	W, 90-69	at Lexington
	W, 87-77	at Philadelphia (NCAA)
1994:	W, 67-64	at East Rutherford, N.J.
1996:	L, 92-82	at Auburn Hills, Mich.
	W, 81-74	at E Rutherford, N.J. (NCAA)
2007:	W, 82-68	at Lexington
<i>at Lexington: UK leads, 2-0</i>		
<i>at Neutral Sites: UK leads, 3-1</i>		
<i>at Auburn Hills, Mich.: UM leads, 1-0</i>		
<i>at East Rutherford, N.J.: UK leads, 2-0</i>		
<i>at Philadelphia: UK leads, 1-0</i>		

MEMPHIS (UM LEADS, 1-0)

Season	Score	Site
2007:	L, 80-63	at Honolulu
<i>at Neutral Sites: UM leads, 1-0</i>		
<i>at Honolulu: UM leads, 1-0</i>		

MERCER (UK LEADS, 2-1)

Season	Score	Site
1921:	W, 49-25	at Atlanta (SIAA)
1922:	L, 35-22	at Atlanta (SIAA)
1999:	W, 82-51	at Lexington
<i>at Lexington: UK leads, 1-0</i>		
<i>at Neutral Sites: Tied, 1-1</i>		
<i>at Atlanta: Tied, 1-1</i>		

MEXICO (UK LEADS, 3-0)

Season	Score	Site
1933:	W, 81-22	at Lexington
1937:	W, 58-30	at Lexington
1942:	W, 56-26	at Lexington
<i>at Lexington: UK leads, 3-0</i>		

MEXICO YMCA (UK LEADS, 1-0)

Season	Score	Site
1924:	W, 25-14	at Lexington
<i>at Lexington: UK leads, 1-0</i>		

MIAMI, FLA. (UK LEADS, 3-1)

Season	Score	Site
1957:	W, 114-75	at Lexington
1999:	W, 74-65	at Lexington
2000:	W, 60-57	at Miami
2009:	L, 73-67	at Lexington
<i>at Lexington: UK leads, 2-1</i>		
<i>at Miami, Fla.: UK leads, 1-0</i>		

MIAMI, OHIO (UK LEADS, 22-4)

Season	Score	Site
1906:	L, 15-10	at Lexington
	L, 29-19	at Oxford, Ohio
1912:	W, 31-14	at Lexington
1913:	W, 24-16	at Lexington
1919:	L, 38-14	at Lexington
1928:	L, 36-31	at Lexington
1929:	W, 43-42 ^{OT}	at Lexington
1930:	W, 35-20	at Lexington
1942:	W, 35-21	at Lexington
1947:	W, 62-49	at Lexington
1948:	W, 67-53	at Oxford, Ohio
1958:	W, 94-70	at Lexington (NCAA)
1961:	W, 70-58	at Lexington
1962:	W, 93-61	at Lexington
1969:	W, 86-77	at Oxford, Ohio
	W, 72-71	at Madison, Wis. (NCAA)
1970:	W, 80-58	at Lexington
1974:	W, 81-68	at Lexington
1975:	W, 80-73	at Oxford, Ohio
	W, 91-69	at Lexington
1978:	W, 91-69	at Dayton, Ohio (NCAA)
1988:	W, 85-71	at Lexington (UKIT)
1993:	W, 65-49	at Lexington
1999:	W, 58-43	at St. Louis (NCAA)
2007:	W, 57-46	at Lexington
2010:	W, 72-70	at Lexington
<i>at Lexington: UK leads, 15-3</i>		
<i>at Oxford, Ohio: UK leads, 3-1</i>		
<i>at Neutral Sites: UK leads, 3-0</i>		
<i>at Dayton, Ohio: UK leads, 1-0</i>		
<i>at Madison, Wis: UK leads, 1-0</i>		
<i>at St. Louis: UK leads, 1-0</i>		

MICHIGAN (UK LEADS, 5-2)

Season	Score	Site
1925:	L, 21-11	at Lexington
1966:	W, 84-77	at Iowa City, Iowa (NCAA)
1968:	W, 96-79	at Ann Arbor, Mich.
1969:	W, 112-104	at Lexington (UKIT)
1971:	W, 104-93	at Ann Arbor, Mich.
1993:	L, 81-78 ^{OT}	at New Orleans (NCAA)
2014:	W, 75-72	at Indianapolis (NCAA)
<i>at Lexington: Tied, 1-1</i>		
<i>at Ann Arbor, Mich.: UK leads, 2-0</i>		

at Neutral Sites: UK leads, 2-1
at Indianapolis, Ind: UK leads, 1-0
at Iowa City, Iowa: UK leads, 1-0
at New Orleans: UM leads, 1-0

MICHIGAN STATE (UK LEADS, 12-11)

Season	Score	Site
1936:	L, 32-26	at East Lansing, Mich.
	W, 27-19	at Lexington
1937:	W, 28-21	at Lexington
	L, 24-23	at East Lansing, Mich.
1938:	L, 43-38	at East Lansing, Mich.
	W, 44-27	at Lexington
1945:	W, 66-36	at Lexington
	L, 66-50	at East Lansing, Mich.
1946:	W, 55-44	at East Lansing, Mich.
	W, 59-51	at Lexington
1947:	W, 86-36	at Lexington
1948:	W, 47-45	at East Lansing, Mich.
1957:	L, 80-68	at Lexington (NCAA)
1972:	L, 91-85	at Lexington
1973:	W, 75-66	at East Lansing, Mich.
1978:	W, 52-49	at Dayton, Ohio (NCAA)
1999:	L, 73-66	at St. Louis (NCAA)
2000:	W, 60-58	at Lexington
2001:	L, 46-45	at East Lansing, Mich.
2003:	L, 71-67	at Lexington
2004:	W, 79-74	at Detroit
2005:	L, 94-88 ^{2OT}	at Austin, Texas (NCAA)
2014:	L, 78-74	at Chicago
<i>at Lexington: UK leads, 7-3</i>		
<i>at East Lansing, Mich.: MSU leads, 5-3</i>		
<i>at Neutral Sites: MSU leads, 3-2</i>		
<i>at Austin, Texas: MSU leads, 1-0</i>		
<i>at Chicago: MSU leads, 1-0</i>		
<i>at Dayton, Ohio: UK leads, 1-0</i>		
<i>at Detroit: UK leads, 1-0</i>		
<i>at St. Louis: MSU leads, 1-0</i>		

MIDDLE TENN. (MTSU LEADS, 1-0)

Season	Score	Site
1982:	L, 50-44	at Nashville, Tenn. (NCAA)
<i>at Neutral Sites: MT leads, 1-0</i>		
<i>at Nashville, Tenn.: MT leads, 1-0</i>		

MINNESOTA (UK LEADS, 4-1)

Season	Score	Site
1952:	L, 61-57	at Minneapolis
1954:	W, 74-59	at Lexington
1956:	W, 72-65	at Lexington (UKIT)
1958:	W, 78-58	at Lexington (UKIT)
1997:	W, 78-69	at Indianapolis (NCAA)
<i>at Lexington: UK leads, 3-0</i>		
<i>at Minneapolis: UM leads, 0-1</i>		
<i>at Neutral Sites: UK leads, 1-0</i>		
<i>at Indianapolis: UK leads, 1-0</i>		

MISSISSIPPI (UK LEADS, 103-13)

Season	Score	Site
1925:	W, 26-23	at Lexington
1927:	L, 37-17	at Lexington
1928:	L, 41-28	at Atlanta (So.Con.)
1929:	W, 35-30	at Lexington
	W, 32-24	at Lexington
1933:	W, 49-31	at Atlanta (SEC)
1939:	W, 49-30	at Knoxville, Tenn. (SEC)
1941:	W, 60-41	at Lexington
	W, 62-52	at Louisville (SEC)
1942:	W, 59-32	at Louisville (SEC)
1949:	W, 75-45	at Memphis, Tenn.
	W, 85-31	at Lexington
1950:	W, 61-55	at Memphis, Tenn.
	W, 90-50	at Lexington
1951:	W, 86-39	at Owensboro, Ky.
1952:	W, 116-58	at Owensboro, Ky.
	W, 81-61	at Lexington
1954:	W, 88-62	at Lexington
1955:	W, 84-66	at Memphis, Tenn.
1956:	W, 88-49	at Lexington
1957:	W, 75-69	at Memphis, Tenn.
1958:	W, 96-65	at Lexington
1959:	W, 97-72	at Jackson, Miss.
1960:	W, 61-43	at Lexington
1961:	W, 74-60	at Jackson, Miss.
1962:	W, 83-60	at Lexington
1963:	W, 75-69	at Jackson, Miss.
1964:	W, 102-59	at Lexington
1965:	W, 102-65	at Lexington
1966:	W, 108-65	at Oxford, Miss.
1967:	W, 96-53	at Lexington
	W, 79-70	at Oxford, Miss.
1968:	W, 85-76	at Oxford, Miss.
	W, 78-62	at Lexington
1969:	W, 69-59	at Oxford, Miss.
	W, 104-68	at Lexington
1970:	W, 95-73	at Lexington

1971:	W, 120-85	at Oxford, Miss.
	W, 103-95	at Oxford, Miss.
	W, 121-86	at Lexington
1972:	W, 93-82	at Lexington
	W, 90-82	at Oxford, Miss.
1973:	L, 61-58	at Oxford, Miss.
	W, 88-70	at Lexington
1974:	W, 93-64	at Lexington
	L, 61-60	at Oxford, Miss.
1975:	W, 85-82	at Oxford, Miss.
	W, 108-89	at Lexington
1976:	W, 89-81	at Lexington
	W, 94-87	at Oxford, Miss.
1977:	W, 100-73	at Lexington
	W, 81-69	at Oxford, Miss.
1978:	W, 76-56	at Lexington
	W, 64-52	at Oxford, Miss.
1979:	W, 90-64	at Lexington
	W, 87-82	at Oxford, Miss.
	W, 82-77	at Birmingham, Ala. (SEC)
1980:	W, 79-73	at Oxford, Miss.
	W, 86-72	at Lexington
	W, 70-67	at Birmingham, Ala. (SEC)
1981:	W, 64-55	at Lexington
	W, 62-55	at Oxford, Miss.
1982:	L, 67-65	at Oxford, Miss.
	W, 56-49	at Lexington
	W, 62-58	at Lexington (SEC)
1983:	W, 72-60	at Lexington
	W, 61-58	at Oxford, Miss.
1984:	W, 68-55	at Oxford, Miss.
	W, 76-57	at Lexington
1985:	W, 57-45	at Oxford, Miss.
	W, 67-52	at Lexington
1986:	W, 75-58	at Lexington
	W, 62-58	at Oxford, Miss.
	W, 95-69	at Lexington (SEC)
1987:	L, 76-65	at Oxford, Miss.
	W, 64-63	at Lexington
1988:	W, 94-65	at Lexington
	W, 78-71	at Oxford, Miss.
	W, 82-64	at Baton Rouge (SEC)
1989:	L, 70-65	at Oxford, Miss.
	W, 70-69	at Lexington
1990:	W, 98-79	at Lexington
	L, 88-74	at Oxford, Miss.
1991:	W, 95-85	at Oxford, Miss.
	W, 89-77	at Lexington
1992:	W, 96-78	at Lexington
1993:	W, 98-66	at Oxford, Miss.
1994:	W, 98-64	at Louisville
1995:	W, 82-65	at Memphis, Tenn.
1996:	W, 90-60	at Lexington
1997:	L, 73-69	at Oxford, Miss.
	W, 88-70	at Memphis, Tenn. (SEC)
1998:	L, 73-64	at Lexington
1999:	W, 63-57	at Oxford, Miss.
	W, 83-73	at Atlanta (SEC)
2000:	W, 74-69	at Lexington
2001:	L, 65-55	at Oxford, Miss.
	W, 77-55	at Nashville, Tenn. (SEC)
2002:	W, 87-64	at Lexington
2003:	W, 80-62	at Oxford, Miss.
2004:	W, 71-61	at Lexington
2005:	W, 53-50	at Oxford, Miss.
2006:	W, 80-40	at Lexington
	W, 71-57	at Nashville, Tenn. (SEC)
2007:	W, 68-58	at Oxford, Miss.
2008:	W, 58-54	at Lexington
2009:	L, 85-80	at Oxford, Miss.
	W, 71-58	at Tampa, Fla. (SEC)
2010:	W, 85-75	at Lexington
2011:	L, 69-71	at Oxford, Miss.
	W, 75-66	at Atlanta (SEC)
2012:	W, 77-62	at Lexington
2013:	W, 87-74	at Oxford, Miss.
2014:	W, 80-64	at Lexington
	W, 84-70	at Oxford, Miss.
2015:	W, 89-86 ^{OT}	at Lexington
<i>at Lexington: UK leads, 52-2</i>		
<i>at Oxford, Miss.: UK leads, 27-10</i>		
<i>at Neutral Sites: UK leads, 24-1</i>		
<i>at Atlanta: UK leads, 3-1</i>		
<i>at Baton Rouge: UK leads, 1-0</i>		
<i>at Birmingham, Ala.: UK leads, 2-0</i>		
<i>at Jackson, Miss.: UK leads, 3-0</i>		
<i>at Knoxville, Tenn.: UK leads, 1-0</i>		
<i>at Louisville: UK leads, 3-0</i>		
<i>at Memphis, Tenn.: UK leads, 6-0</i>		
<i>at Nashville, Tenn.: UK leads, 2-0</i>		
<i>at Owensboro, Ky.: UK leads, 2-0</i>		
<i>at Tampa, Fla.: UK leads, 1-0</i>		

MISSISSIPPI STATE (UK LEADS, 92-20)

Season	Score	Site
1921:	W, 28-13	at Atlanta (SIAA)

1922:	W, 28-21	at Lexington
1924:	L, 17-16	at Lexington
1925:	W, 31-26	at Atlanta (So.Con.)
1926:	L, 31-26	at Atlanta (So.Con.)
1929:	W, 25-23 ^{OT}	at Starkville, Miss.
	W, 32-14	at Jackson, Miss.
1930:	W, 38-17	at Lexington
	W, 20-14	at Lexington
1933:	W, 46-27	at Atlanta (SEC)
1936:	W, 41-39	at Knoxville, Tenn. (SEC)
1939:	W, 39-28	at Lexington
1940:	W, 45-37	at Lexington
1943:	W, 52-43	at Louisville (SEC)
1950:	W, 87-55	at Owensboro, Ky.
	W, 56-46	at Louisville (SEC)
1951:	W, 80-60	at Starkville, Miss.
	W, 92-70	at Louisville (SEC)
1952:	W, 110-66	at Lexington
1954:	W, 81-49	at Lexington
1955:	W, 61-56	at Starkville, Miss.
1956:	W, 86-65	at Lexington
1957:	L, 89-81	at Starkville, Miss.
1958:	W, 72-62	at Lexington
1959:	L, 66-58	at Starkville, Miss.
1960:	W, 90-59	at Lexington
1961:	W, 68-62	at



2015-16 KENTUCKY MEN'S BASKETBALL

VS. ALL OPPONENTS

2004:	W, 67-66	at Starkville, Miss.
2005:	W, 94-78	at Lexington
2006:	W, 81-66	at Starkville, Miss.
2007:	W, 64-60	at Lexington
	L, 84-82 ^{OT}	at Atlanta (SEC)
2008:	L, 69-64	at Starkville, Miss.
2009:	L, 66-57	at Lexington
2010:	W, 81-75 ^{OT}	at Starkville, Miss.
	W, 75-74 ^{OT}	at Nashville, Tenn. (SEC)
2011:	W, 85-79	at Lexington
2012:	W, 73-64	at Starkville, Miss.
2013:	W, 85-55	at Lexington
2014:	W, 85-63	at Lexington
	W, 69-59	at Starkville, Miss.
2015:	W, 74-56	at Starkville, Miss.

*at Lexington: UK leads, 46-5
at Starkville, Miss.: UK leads, 34-12
at Neutral Sites: UK leads, 12-3
at Atlanta: UK leads, 3-2
at Jackson, Miss.: UK leads, 1-0
at Knoxville, Tenn.: UK leads, 1-0
at Louisville: UK leads, 3-0
at Memphis, Tenn.: UK leads, 1-0
at Nashville, Tenn.: UK leads, 1-0
at New Orleans: Tied, 1-1
at Owensboro, Ky.: UK leads, 1-0*

MISS. VALLEY ST. (UK LEADS, 3-0)

Season	Score	Site
2007:	W, 79-56	at Lexington
2009:	W, 88-65	at Lexington
2011:	W, 85-60	at Lexington

at Lexington: UK leads, 3-0

MISSOURI (UK LEADS, 8-0)

Season	Score	Site
1961:	W, 81-69	at Lexington
1972:	W, 83-72	at Lexington (UKIT)
1998:	W, 77-55	at Maui, Hawaii
2000:	W, 70-53	at New Orleans (Sugar)
2013:	W, 90-83 ^{OT}	at Lexington
2014:	W, 84-79	at Columbia, Mo.
2015:	W, 86-37	at Lexington
	W, 69-53	at Columbia, Mo.

*at Lexington: UK leads, 4-0
at Columbia: UK leads, 2-0
at Neutral Sites: UK leads, 2-0
at Maui, Hawaii: UK leads, 1-0
at New Orleans: UK leads, 1-0*

MONTANA (UK LEADS, 1-0)

Season	Score	Site
1997:	W, 81-69	at Salt Lake City (NCAA)

*at Neutral Sites: UK leads, 1-0
at Salt Lake City: UK leads, 1-0*

MONTANA STATE (UK LEADS, 1-0)

Season	Score	Site
2015:	W, 86-28	at Lexington

at Lexington: UK leads, 1-0

MOORES HILL (UK LEADS, 1-0)

Season	Score	Site
1906:	W, 32-11	at Moores Hill, Ind.

at Moores Hill, Ind.: UK leads, 1-0

MOREHEAD STATE (UK LEADS, 10-0)

Season	Score	Site
1961:	W, 71-64	at Louisville (NCAA)
1992:	W, 101-84	at Louisville
1993:	W, 108-65	at Lexington
1994:	W, 97-61	at Lexington
1996:	W, 96-32	at Lexington
1998:	W, 88-49	at Lexington
2002:	W, 94-75	at Lexington
2005:	W, 71-40	at Lexington
2010:	W, 75-59	at Lexington
2013:	W, 81-70	at Lexington

*at Lexington: UK leads, 8-0
at Neutral Sites: UK leads, 2-0
at Louisville: UK leads, 2-0*

MT. ST. MARY'S (UK LEADS, 1-0)

Season	Score	Site
1995:	W, 113-67	at Memphis, Tenn. (NCAA)

*at Neutral Sites: UK leads, 1-0
at Memphis, Tenn.: UK leads, 1-0*

NAVY (UK LEADS, 3-1)

Season	Score	Site
1929:	L, 32-26	at Annapolis, Md.
1959:	W, 82-69	at Lexington
1970:	W, 73-59	at Lexington (UKIT)
1987:	W, 80-69	at Lexington

*at Lexington: UK leads, 3-0
at Annapolis, Md.: Navy leads, 1-0*

NEBRASKA (UK LEADS, 2-1)

Season	Score	Site
1941:	L, 40-39	at Lincoln, Neb.
1942:	W, 42-27	at Lexington
1973:	W, 85-60	at Lexington (UKIT)

*at Lexington: UK leads, 2-0
at Lincoln, Neb.: NU leads, 1-0*

NEW ALBANY YMCA (Y. LEADS, 1-0)

Season	Score	Site
1906:	L, 29-12	at New Albany, Ind.

at New Albany, Ind.: YMCA leads, 1-0

NEW MEXICO ST. (UK LEADS, 1-0)

Season	Score	Site
1999:	W, 82-60	at New Orleans (NCAA)

*at Neutral Sites: UK leads, 1-0
at New Orleans: UK leads, 1-0*

NEW YORK U. (NYU LEADS, 2-0)

Season	Score	Site
1935:	L, 23-22	at New York
1936:	L, 41-28	at New York

at New York: NYU leads, 2-0

NIAGARA (UK LEADS, 1-0)

Season	Score	Site
1976:	W, 67-61	at New York (NIT)

*at Neutral Sites: UK leads, 1-0
at New York: UK leads, 1-0*

NORTH CAROLINA (UNC LEADS, 23-14)

Season	Score	Site
1924:	L, 41-20	at Atlanta (SIAA)
1929:	L, 25-15	at Lexington
1932:	L, 43-42	at Atlanta (So.Con.)
1950:	W, 83-44	at Lexington
1960:	W, 76-70	at Lexington (UKIT)
1961:	W, 70-65	at Greensboro, N.C.
1963:	L, 68-66	at Lexington
1964:	W, 100-80	at Lexington
1965:	L, 82-67	at Charlotte, N.C.
1967:	L, 64-55	at Lexington
1968:	L, 84-77	at Greensboro, N.C.
1969:	L, 87-77	at Lexington
1970:	W, 94-87	at Charlotte, N.C.
1973:	L, 78-70	at Louisville
1974:	L, 101-84	at Greensboro, N.C.
1975:	W, 90-78	at Louisville
1976:	L, 90-77	at Charlotte, N.C.
1977:	L, 79-72	at College Park, Md. (NCAA)
1982:	L, 82-69	at East Rutherford, N.J.
1990:	L, 121-110	at Louisville
1991:	L, 84-81	at Chapel Hill, N.C.
1995:	L, 74-61	at Birmingham, Ala. (NCAA)
2001:	W, 93-76	at Chapel Hill, N.C.
2002:	W, 79-59	at Lexington
2003:	W, 98-81	at Chapel Hill, N.C.
2004:	W, 61-56	at Lexington
2005:	L, 91-78	at Chapel Hill, N.C.
2006:	L, 83-79	at Lexington
2007:	L, 75-63	at Chapel Hill, N.C.
2008:	L, 86-77	at Lexington
2009:	L, 77-58	at Chapel Hill, N.C.
2010:	W, 68-66	at Lexington
2011:	L, 73-75	at Chapel Hill, N.C.
	W, 76-69	at Newark, N.J. (NCAA)
2012:	W, 73-72	at Lexington
2014:	L, 82-77	at Chapel Hill, N.C.
2015:	W, 84-70	at Lexington

*at Lexington: UK leads, 8-6
at Chapel Hill: UNC leads, 6-2
at Neutral Sites: UNC leads, 12-3
at Atlanta: UNC leads, 2-0
at Birmingham, Ala.: UNC leads, 1-0
at Charlotte, N.C.: UNC leads, 2-1
at College Park, Md.: UNC leads, 1-0
at East Rutherford, N.J.: UNC leads, 1-0
at Greensboro, N.C.: UNC leads, 2-1
at Louisville: UNC leads, 2-1
at Newark, N.J.: UK leads, 1-0*

UNC ASHEVILLE (UK LEADS, 4-0)

Season	Score	Site
1997:	W, 105-51	at Lexington
2000:	W, 86-41	at Lexington
2010:	W, 94-57	at Louisville
2014:	W, 89-57	at Lexington

*at Lexington: UK leads, 3-0
at Neutral Sites: UK leads, 1-0
at Louisville: UK leads, 1-0*

NORTH CAROLINA STATE (UK LEADS, 3-1)

Season	Score	Site
1931:	W, 33-28	at Atlanta (So.Con.)
1947:	W, 60-42	at New York (NIT)

1985:	W, 78-62	at Lexington
1986:	L, 54-51	at Raleigh, N.C.

*at Lexington: UK leads, 1-0
at Raleigh, N.C.: NCS leads, 1-0
at Neutral Sites: UK leads, 2-0
at Atlanta: UK leads, 1-0
at New York: UK leads, 1-0*

NORTHERN COLORADO (UK LEADS, 1-0)

Season	Score	Site
1960:	W, 106-73	at Lexington

at Lexington: UK leads, 1-0

NORTHERN KENTUCKY (UK LEADS, 1-0)

Season	Score	Site
2014:	W, 93-63	at Lexington

at Lexington: UK leads, 1-0

NORTHWESTERN (UK LEADS, 7-1)

Season	Score	Site
1963:	W, 71-60	at Lexington
1964:	W, 95-63	at Evanston, Ill.
1966:	W, 86-75	at Lexington
1967:	W, 118-116	at Evanston, Ill.
1971:	W, 115-100	at Evanston, Ill.
1972:	W, 94-85	at Lexington
1975:	W, 97-70	at Lexington
1976:	L, 89-77	at Evanston, Ill.

*at Lexington: UK leads, 4-0
at Evanston, Ill.: UK leads, 3-1*

NORTHWESTERN STATE (TIED, 1-1)

Season	Score	Site
1986:	W, 77-58	at Lexington
1989:	L, 85-82	at Lexington

at Lexington: Tied, 1-1

NOTRE DAME (UK LEADS, 43-19)

Season	Score	Site
1929:	W, 19-16	at South Bend, Ind.
1936:	L, 41-20	at South Bend, Ind.
1937:	L, 41-28	at Louisville
1938:	L, 47-39	at South Bend, Ind.
1939:	L, 42-39	at Louisville
1940:	L, 52-47	at South Bend, Ind.
1941:	L, 48-47	at Louisville
1942:	L, 46-43	at South Bend, Ind.
1943:	W, 60-55	at Louisville
1944:	W, 55-54	at Louisville
1945:	L, 59-58 ^{OT}	at Louisville
1946:	L, 56-47	at Louisville
1947:	W, 60-30	at Louisville
1948:	L, 64-55	at South Bend, Ind.
1949:	W, 62-38	at Louisville
1950:	L, 64-51	at South Bend, Ind.
1951:	W, 69-44	at Lexington
1952:	W, 71-66	at Chicago
1958:	W, 89-56	at Lexington (NCAA)
1959:	W, 71-52	at Chicago
1960:	W, 68-65	at Lexington
1961:	W, 68-62	at Louisville
1962:	W, 100-53	at Louisville
1963:	W, 78-70	at Louisville
1964:	W, 101-81	at Louisville
1965:	L, 111-97	at Louisville
1966:	W, 103-69	at Louisville
1967:	W, 96-85	at Louisville
1968:	W, 81-73	at Louisville
1969:	W, 110-90	at Louisville
1970:	W, 102-100	at Louisville
	W, 109-99	at Columbus, Ohio (NCAA)
1971:	L, 99-92	at Louisville
1972:	W, 83-67	at Louisville
1973:	W, 65-63	at Louisville
1974:	L, 94-79	at Louisville
1975:	W, 113-96	at Louisville
1976:	W, 79-77	at Louisville
1977:	W, 102-78	at Louisville
1978:	W, 73-68	at Louisville
1979:	W, 81-76	at Louisville
1980:	W, 86-80	at Louisville
1981:	L, 67-61	at Louisville
1982:	W, 34-28 ^{OT}	at Louisville
1983:	W, 58-45	at South Bend, Ind.
1988:	W, 78-69	at Louisville
1989:	L, 81-65	at Indianapolis
1990:	L, 80-67	at South Bend, Ind.
1991:	W, 98-90	at Indianapolis
1992:	W, 91-70	at Lexington
1993:	W, 81-62	at South Bend, Ind.
1994:	W, 84-59	at Lexington
1995:	W, 97-58	at South Bend, Ind.
1997:	W, 80-56	at Lexington
2001:	W, 82-71	at Lexington
2002:	W, 72-65	at South Bend, Ind.
2003:	W, 88-73	at Lexington

2004:	W, 71-63	at South Bend, Ind.
2009:	L, 77-67	at South Bend, Ind. (NIT)
2011:	W, 72-58	at Louisville
2013:	L, 64-50	at South Bend, Ind.
2015:	W, 68-66	at Cleveland (NCAA)

*at Lexington: UK leads, 8-0
at South Bend, Ind.: UK leads, 10-6
at Neutral Sites: UK leads, 29-10
at Chicago: UK leads, 2-0
at Cleveland: UK leads, 1-0
at Columbus, Ohio: UK leads, 1-0
at Indianapolis: Tied, 1-1
at Louisville: UK leads, 24-9*

OGLETHORPE (UK LEADS, 1-0)

Season	Score	Site
1935:	W, 81-12	at Lexington

at Lexington: UK leads, 1-0

OHIO (UK LEADS, 14-1)

Season	Score	Site
1944:	W, 51-35	at Lexington
1945:	W, 59-46	at Lexington
	W, 61-38	at Athens, Ohio
1946:	W, 57-48	at Lexington
	W, 60-52	at Athens, Ohio
1947:	W, 46-36	at Lexington
1948:	W, 79-57	at Athens, Ohio
1964:	L, 85-69	at Minneapolis (NCAA)
1983:	W, 57-40	at Tampa, Fla. (NCAA)
1990:	W, 76-73	at Lexington
1992:	W, 73-63	at Cincinnati
1995:	W, 79-74	at Lexington
1998:	W, 95-58	at Athens, Ohio
2003:	W, 83-75	at Cincinnati
2006:	W, 71-63	at Cincinnati

*at Lexington: UK leads, 6-0
at Athens, Ohio: UK leads, 4-0
at Neutral Sites: UK leads, 4-1
at Cincinnati: UK leads, 3-0
at Minneapolis: OU leads, 1-0
at Tampa, Fla: UK leads, 1-0*

OHIO STATE (UK LEADS, 11-8)

Season	Score	Site
1933:	L, 46-30	at Lexington
1940:	W, 36-30	at New Orleans (Sugar)
1942:	L, 43-41	at Columbus, Ohio
1943:	L, 45-40	at Lexington
1944:	W, 40-28	at Columbus, Ohio
1945:	W, 53-48 ^{OT}	at Lexington
	L, 45-37	at New York (NCAA)
1958:	W, 61-54	at Columbus, Ohio
1959:	W, 95-76	at Lexington (UKIT)
1960:	W, 96-93	at Lexington
1961:	L, 87-74	at Louisville (NCAA)
1962:	L, 74-64	at Iowa City, Iowa (NCAA)
1968:	L, 82-81	at Lexington (NCAA)
1981:	W, 70-64	at Lexington
1982:	W, 78-62	at Columbus, Ohio
1987:	L, 91-77	at Atlanta (NCAA)
1994:	W, 100-88	at Maui, Hawaii
1997:	W, 81-65	at Cleveland
2011:	W, 62-60	at Newark, N.J.

*at Lexington: UK leads, 4-3
at Columbus, Ohio: UK leads, 3-1
at Neutral Sites: Tied, 4-4
at Atlanta: OSU leads, 1-0
at Cleveland: UK leads, 1-0
at Iowa City, Iowa: OSU leads, 1-0
at Louisville: OSU leads, 1-0
at Maui, Hawaii: UK leads, 1-0
at Newark, N.J.: UK leads, 1-0
at New Orleans: UK leads, 1-0
at New York: OSU leads, 1-0*

OHIO WESLEYAN (OW LEADS, 1-0)

Season	Score	Site
1911:	L, 37-19	at Delaware, Ohio

at Delaware, Ohio: OW leads, 1-0

OKLAHOMA (UK LEADS, 3-0)

Season	Score	Site
1947:	W, 43-33	at Lexington
1987:	W, 75-74	at Lexington
2011:	W, 76-64	at Maui, Hawaii

*at Lexington: UK leads, 2-0
at Neutral Sites: UK leads, 1-0
at Maui, Hawaii: UK leads, 1-0*

OKLAHOMA STATE (UK LEADS, 3-1)

Season	Score	Site
1944:	W, 45-29	at New York (NIT)
1947:	L, 37-31	at New Orleans (Sugar)
1949:	W, 46-36	at Seattle (NCAA)
1975:	W, 90-65	at Lexington (UKIT)



2015-16 KENTUCKY MEN'S BASKETBALL
VS. ALL OPPONENTS

1946: W, 73-59 at New York
1947: W, 70-50 at New York
1948: W, 52-40 at New York
1949: W, 57-30 at New York
1950: L, 69-58 at New York
1951: W, 43-37 at New York
 W, 59-43 at New York (NCAA)
1952: W, 81-40 at Lexington
 L, 64-57 at Raleigh, N.C. (NCAA)
1978: W, 102-72 at Lexington (UKIT)
1985: L, 86-70 at Denver (NCAA)
1993: W, 86-77 at New York
2001: L, 62-61 at New York
2012: W, 81-59 at Lexington
 at Lexington: UK leads, 3-0
 at New York: UK leads, 8-3
 at Neutral Sites: SJ leads, 2-0
 at Denver: SJ leads, 1-0
 at Raleigh, N.C.: SJ leads, 1-0

ST. JOSEPH'S (UK LEADS, 2-0)

Season **Score** **Site**
1939: W, 41-30 at Philadelphia
1997: W, 102-72 at San Jose, Calif. (NCAA)
 at Philadelphia: UK leads, 1-0
 at Neutral Sites: UK leads, 1-0
 at San Jose, Calif.: UK leads, 1-0

STANFORD (UK LEADS, 3-0)

Season **Score** **Site**
1974: W, 78-77 at Lexington (UKIT)
1998: W, 86-85^{OT} at San Antonio (NCAA)
2010: W, 73-65^{OT} at Cancun, Mexico
 at Lexington: UK leads, 1-0
 at Neutral Sites: UK leads, 2-0
 at Cancun, Mexico: UK leads, 1-0
 at San Antonio: UK leads, 1-0

SYRACUSE (UK LEADS, 8-3)

Season **Score** **Site**
1951: W, 69-59 at New Orleans (Sugar)
1965: W, 110-77 at Lexington
1975: W, 95-79 at San Diego (NCAA)
1979: W, 94-87 at Lexington (UKIT)
1988: W, 62-58 at Lexington
1989: L, 89-73 at Syracuse, N.Y.
1994: L, 93-85 at Syracuse, N.Y.
1995: W, 77-71 at Lexington
1996: W, 76-67 at E. Rutherford, N.J. (NCAA)
1997: W, 87-53 at Anchorage, Alaska
2000: L, 52-50 at Cleveland (NCAA)
 at Lexington: UK leads, 4-0
 at Syracuse, N.Y.: SU leads, 2-0
 at Neutral Sites: UK leads, 4-1
 at Anchorage, Alaska: UK leads, 1-0
 at Cleveland: SU leads, 1-0
 at East Rutherford, N.J.: UK leads, 1-0
 at New Orleans: UK leads, 1-0
 at San Diego: UK leads, 1-0

TEMPLE (UK LEADS, 14-4)

Season **Score** **Site**
1945: W, 45-44 at Philadelphia
1946: L, 53-45 at Philadelphia
 W, 54-43 at Louisville
1947: W, 68-29 at Louisville
1948: L, 60-59 at Philadelphia
1949: W, 58-38 at Louisville
1954: W, 86-59 at Lexington
1955: W, 79-61 at Lexington
 W, 101-69 at Philadelphia
1956: L, 73-61 at Lexington
1957: W, 73-58 at Philadelphia
1958: W, 85-83^{OT} at Lexington
 W, 61-60 at Louisville (NCAA)
1959: W, 76-71 at Philadelphia
1960: W, 97-92 at Louisville
1961: L, 66-58 at Philadelphia
1962: W, 78-55 at Lexington
1963: W, 56-52 at Philadelphia
 at Lexington: UK leads, 4-1
 at Philadelphia: UK leads, 5-3
 at Neutral Sites: UK leads, 5-0
 at Louisville: UK leads, 5-0

TENNESSEE (UK LEADS, 151-67)

Season **Score** **Site**
1910: W, 26-5 at Lexington
1912: W, 27-15 at Lexington
1914: W, 20-14 at Lexington
 W, 20-18 at Lexington
1915: L, 36-21 at Knoxville, Tenn.
 L, 27-22 at Knoxville, Tenn.
 W, 22-13 at Lexington
 W, 20-18 at Lexington
1916: L, 28-17 at Lexington

1917: L, 23-20 at Lexington
 L, 22-19 at Lexington
 L, 27-26 at Knoxville, Tenn.
 L, 30-10 at Knoxville, Tenn.
1918: W, 33-26 at Lexington
 W, 40-12 at Lexington
 W, 29-18 at Knoxville, Tenn.
 W, 32-20 at Knoxville, Tenn.
1919: L, 40-22 at Knoxville, Tenn.
 W, 30-14 at Lexington
1920: L, 29-24 at Lexington
 L, 27-26 at Lexington
 L, 28-25 at Knoxville, Tenn.
 W, 34-26 at Knoxville, Tenn.
1923: L, 30-26 at Knoxville, Tenn.
 L, 28-23 at Lexington
1924: L, 20-13 at Knoxville, Tenn.
1925: W, 35-22 at Knoxville, Tenn.
 W, 26-21 at Lexington
1926: W, 51-17 at Knoxville, Tenn.
 W, 27-21 at Lexington
1927: L, 19-14 at Knoxville, Tenn.
 L, 30-21 at Lexington
1928: W, 48-18 at Lexington
 W, 43-16 at Knoxville, Tenn.
1929: W, 35-29 at Knoxville, Tenn.
 W, 27-22 at Lexington
1930: W, 33-20 at Lexington
 L, 29-24^{OT} at Knoxville, Tenn.
1931: W, 31-23 at Lexington
 W, 36-32^{OT} at Knoxville, Tenn.
1932: W, 29-28 at Knoxville, Tenn.
 W, 41-27 at Lexington
1933: W, 42-21 at Knoxville, Tenn.
 W, 44-23 at Lexington
1934: W, 44-23 at Knoxville, Tenn.
 W, 53-26 at Lexington
1935: W, 48-21 at Lexington
 W, 38-36 at Knoxville, Tenn.
1936: W, 40-31 at Lexington
 L, 39-28 at Knoxville, Tenn.
 L, 39-28 at Knoxville, Tenn. (SEC)
1937: W, 43-26 at Lexington
 L, 26-24 at Knoxville, Tenn.
 W, 39-25 at Knoxville, Tenn. (SEC)
1938: W, 52-27 at Lexington
 W, 29-26 at Knoxville, Tenn.
1939: L, 30-29 at Lexington
 W, 36-34^{2OT} at Knoxville, Tenn.
 W, 46-38 at Knoxville, Tenn. (SEC)
1940: W, 35-26 at Lexington
 L, 27-23 at Knoxville, Tenn.
 W, 30-29^{OT} at Knoxville, Tenn. (SEC)
1941: L, 32-22 at Knoxville, Tenn.
 W, 37-28 at Lexington
 L, 36-33 at Louisville (SEC)
1942: L, 46-40 at Knoxville, Tenn.
 W, 36-33 at Lexington
1943: W, 30-28 at Knoxville, Tenn.
 W, 53-29 at Lexington
 L, 33-30 at Louisville (SEC)
 L, 35-34 at Knoxville, Tenn.
 W, 40-34 at Lexington
 W, 39-35 at Louisville (SEC)
1946: W, 50-32 at Knoxville, Tenn.
 W, 54-34 at Lexington
1947: W, 54-39 at Knoxville, Tenn.
 W, 61-46 at Lexington
1948: W, 65-54 at Knoxville, Tenn.
 W, 69-42 at Lexington
 W, 70-47 at Louisville (SEC)
1949: W, 66-51 at Knoxville, Tenn.
 W, 71-56 at Lexington
 W, 83-44 at Louisville (SEC)
1950: L, 66-53 at Knoxville, Tenn.
 W, 79-52 at Lexington
 W, 95-58 at Louisville (SEC)
1951: W, 70-45 at Knoxville, Tenn.
 W, 86-61 at Lexington
1952: W, 65-56 at Knoxville, Tenn.
 W, 95-40 at Lexington
 W, 81-66 at Louisville (SEC)
1954: W, 97-71 at Knoxville, Tenn.
 W, 90-63 at Lexington
1955: W, 84-66 at Knoxville, Tenn.
 W, 104-61 at Lexington
1956: W, 95-68 at Knoxville, Tenn.
 W, 101-77 at Lexington
1957: W, 97-72 at Knoxville, Tenn.
 W, 93-75 at Lexington
1958: W, 77-68 at Lexington
 W, 77-66 at Knoxville, Tenn.
1959: W, 79-58 at Lexington
 W, 69-56 at Knoxville, Tenn.
1960: W, 78-68 at Knoxville, Tenn.
 L, 65-63 at Lexington

1961: W, 83-54 at Lexington
 W, 68-61 at Knoxville, Tenn.
1962: W, 96-69 at Lexington (UKIT)
 W, 95-82 at Knoxville, Tenn.
 W, 90-59 at Lexington
1963: L, 78-69^{OT} at Lexington
 L, 63-55 at Knoxville, Tenn.
1964: W, 66-57 at Knoxville, Tenn.
 W, 42-38 at Knoxville, Tenn.
1965: L, 77-58 at Knoxville, Tenn.
 W, 61-60 at Lexington
1966: W, 78-64 at Lexington
 L, 69-62 at Knoxville, Tenn.
1967: L, 52-50^{2OT} at Lexington
 L, 76-57 at Knoxville, Tenn.
1968: L, 87-59 at Knoxville, Tenn.
 W, 60-59 at Lexington
1969: W, 69-66 at Knoxville, Tenn.
 W, 84-69 at Lexington
1970: W, 68-52 at Lexington
 W, 86-69 at Knoxville, Tenn.
1971: L, 75-71 at Knoxville, Tenn.
 W, 84-78 at Lexington
1972: W, 72-70 at Lexington
 W, 67-66 at Knoxville, Tenn.
1973: L, 65-64 at Knoxville, Tenn.
 W, 86-81 at Lexington
1974: L, 67-54 at Knoxville, Tenn.
 W, 61-58 at Lexington
1975: W, 88-82 at Knoxville, Tenn.
 L, 103-98 at Knoxville, Tenn.
1976: L, 90-88^{OT} at Lexington
 L, 92-85 at Knoxville, Tenn.
1977: L, 71-67^{OT} at Lexington
 L, 81-79 at Knoxville, Tenn.
1978: W, 90-77 at Lexington
 W, 68-57 at Knoxville, Tenn.
1979: L, 66-55 at Lexington
 L, 101-84 at Knoxville, Tenn.
 L, 75-69^{OT} at Birmingham, Ala. (SEC)
1980: L, 49-47 at Knoxville, Tenn.
 W, 83-75 at Lexington
1981: W, 48-47 at Lexington
 L, 87-71 at Knoxville, Tenn.
1982: L, 70-66 at Knoxville, Tenn.
 W, 77-67 at Lexington
1983: L, 65-63 at Knoxville, Tenn.
 W, 69-61 at Lexington
1984: W, 93-74 at Lexington
 L, 63-58 at Knoxville, Tenn.
1985: L, 81-65 at Knoxville, Tenn.
 W, 92-67 at Lexington
1986: W, 74-57 at Lexington
 W, 62-60 at Knoxville, Tenn.
1987: L, 75-68 at Knoxville, Tenn.
 W, 91-84^{OT} at Lexington
1988: W, 83-65 at Lexington
 L, 72-70 at Knoxville, Tenn.
1989: W, 66-65 at Knoxville, Tenn.
 W, 76-71 at Lexington
1990: W, 95-83 at Lexington
 L, 102-100 at Knoxville, Tenn.
1991: W, 78-74 at Lexington
 W, 85-74 at Lexington
1992: L, 107-85 at Knoxville, Tenn.
 W, 99-88 at Lexington
1993: W, 84-70 at Lexington
 L, 78-77 at Knoxville, Tenn.
 W, 101-40 at Lexington (SEC)
1994: W, 93-74 at Lexington
 W, 77-73 at Knoxville, Tenn.
1995: W, 69-50 at Lexington
 W, 68-48 at Knoxville, Tenn.
1996: W, 61-44 at Lexington
 W, 90-50 at Knoxville, Tenn.
1997: W, 74-40 at Lexington
 W, 74-64 at Knoxville, Tenn.
1998: W, 85-67 at Knoxville, Tenn.
 W, 80-74 at Lexington
1999: L, 47-46 at Lexington
 L, 68-61 at Knoxville, Tenn.
2000: W, 81-68 at Lexington
 L, 74-67 at Knoxville, Tenn.
2001: W, 84-74 at Lexington
 W, 103-95 at Knoxville, Tenn.
2002: L, 76-74^{OT} at Knoxville, Tenn.
 W, 64-61 at Lexington
2003: W, 74-71 at Knoxville, Tenn.
 W, 80-68 at Lexington
2004: W, 69-68^{OT} at Knoxville, Tenn.
 W, 92-60 at Lexington
2005: W, 84-62 at Knoxville, Tenn.
 W, 73-61 at Atlanta (SEC)
2006: L, 75-67 at Knoxville, Tenn.
 W, 80-78 at Knoxville, Tenn.

2007: W, 76-57 at Lexington
 L, 89-85 at Knoxville, Tenn.
2008: W, 72-66 at Lexington (UKIT)
 L, 63-60 at Knoxville, Tenn.
2009: W, 90-72 at Knoxville, Tenn.
 W, 77-58 at Lexington
2010: W, 73-62 at Lexington
 L, 74-65 at Knoxville, Tenn.
 W, 74-45 at Nashville, Tenn. (SEC)
2011: W, 73-61 at Lexington
 W, 64-58 at Knoxville, Tenn.
2012: W, 65-62 at Knoxville, Tenn.
 W, 69-44 at Lexington
2013: W, 75-65 at Lexington
 L, 88-58 at Knoxville, Tenn.
2014: W, 74-66 at Lexington
2015: W, 66-48 at Knoxville, Tenn.
 at Lexington: UK leads, 90-16
 at Knoxville, Tenn.: UK leads, 54-48
 at Neutral Sites: UK leads, 7-3
 at Atlanta: UK leads, 1-0
 at Birmingham, Ala.: UT leads, 1-0
 at Louisville: UK leads, 5-2
 at Nashville, Tenn.: UK leads, 1-0

UT-MARTIN (UK LEADS, 1-0)

Season **Score** **Site**
1995: W, 124-50 at Lexington
 at Lexington: UK leads, 1-0

TENNESSEE STATE (UK LEADS, 4-0)

Season **Score** **Site**
1994: W, 83-70 at St. Petersburg, Fla. (NCAA)
1999: W, 97-47 at Lexington
2003: W, 115-87 at Lexington
2009: W, 102-58 at Lexington
 at Lexington: UK leads, 3-0
 at Neutral Sites: UK leads, 1-0
 at St. Petersburg, Fla.: UK leads, 1-0

TENNESSEE TECH (UK LEADS, 5-0)

Season **Score** **Site**
1990: W, 111-75 at Lexington
1994: W, 115-77 at Lexington
2004: W, 108-81 at Lexington
2005: W, 92-63 at Lexington
2008: W, 69-47 at Lexington
 at Lexington: UK leads, 5-0

TEXAS (UK LEADS, 2-0)

Season **Score** **Site**
1994: W, 86-61 at Maui, Hawaii
2015: W, 63-51 at Lexington
 at Lexington: UK leads, 1-0
 at Neutral Sites: UK leads, 1-0
AT MAUI, HAWAII: UK LEADS, 1-0

TEXAS A&M (UK LEADS, 5-2)

Season **Score** **Site**
1942: W, 49-29 at Lexington
1947: W, 83-18 at Lexington
1979: L, 73-69 at Lexington (UKIT)
2013: L, 83-71 at Lexington
 W, 72-68^{OT} at College Station
2014: W, 68-51 at Lexington
2015: W, 70-64^{2OT} at College Station
 at Lexington: UK leads, 3-2
 at College Station: UK leads, 2-0

TCU (UK LEADS, 2-0)

Season **Score** **Site**
1977: W, 103-53 at Lexington
1996: W, 124-80 at Lexington
 at Lexington: UK leads, 2-0

TEXAS STATE (UK LEADS, 1-0)

Season **Score** **Site**
1992: W, 82-36 at Lexington
 at Lexington: UK leads, 1-0

TEXAS TECH (UK LEADS, 4-0)

Season **Score** **Site**
1964: W, 107-91 at Lexington
1966: W, 89-73 at Lubbock, Texas
1987: W, 66-60 at Knoxville, Tenn.
1995: W, 83-68 at Cincinnati
 at Lexington: UK leads, 2-0
 at Lubbock, Texas: UK leads, 1-0
 at Neutral Sites: UK leads, 1-0
 at Cincinnati: UK leads, 1-0

TEXAS SOUTHERN (UK LEADS, 1-0)

Season **Score** **Site**
2008: W, 83-35 at Lexington
 at Lexington: UK leads, 1-0



2015-16 KENTUCKY MEN'S BASKETBALL VS. ALL OPPONENTS

at Neutral Sites: UK leads, 7-4
at Birmingham, Ala.: Tied, 1-1
at Cincinnati: UK leads, 1-0
at Knoxville, Tenn.: UK leads, 2-1
at Louisville: Tied, 1-1
at New Orleans: Tied, 1-1
at Paducah, Ky.: UK leads, 1-0

VERNON, IND. (UK LEADS, 1-0)

Season Score Site
1906: W, 34-14 at Vernon, Ind.
at Vernon, Ind.: UK leads, 1-0

VILLANOVA (UK LEADS, 6-0)

Season Score Site
1949: W, 85-72 at New York (NCAA)
1950: W, 57-56^{OT} at New Orleans (Sugar)
1983: W, 93-79 at Lexington
1997: W, 93-56 at Lexington
1998: W, 79-63 at Philadelphia
2007: W, 67-58 at Chicago (NCAA)
at Lexington: UK leads, 2-0
at Philadelphia: UK leads, 1-0
at Neutral Sites: UK leads, 4-0
at Chicago: UK leads, 1-0
at New Orleans: UK leads, 1-0
at New York: UK leads, 1-0
*As part of sanctions imposed upon the UK basketball program in 1989, the NCAA ordered Kentucky to erase from the record three NCAA tournament games from the 1987-88 season. Kentucky's 99-84 win over Southern, a 90-81 win over Maryland and an 80-74 loss to Villanova have been deleted from the records.

VIRGINIA (UK LEADS, 6-3)

Season Score Site
1914: L, 39-23 at Charlottesville, Va.
1922: L, 32-30^{OT} at Charlottesville, Va.
1924: W, 29-16 at Lexington
1928: W, 31-28 at Charlottesville, Va.
1962: W, 93-73 at Lexington
1964: W, 75-64 at Lexington
1966: W, 99-73 at Charlottesville, Va.
1967: W, 104-84 at Lexington
2003: L, 75-61 at Maui, Hawaii
at Lexington: UK leads, 4-0
at Charlottesville, Va.: Tied, 2-2
at Neutral Sites: UVA leads, 1-0
at Maui, Hawaii: UVA leads, 1-0

VIRGINIA TECH (UK LEADS, 3-1)

Season Score Site
1924: W, 36-14 at Lexington
1956: W, 56-55 at New Orleans (Sugar)
1963: L, 80-77 at Lexington
1996: W, 84-60 at Dallas (NCAA)
at Lexington: Tied, 1-1
at Neutral Sites: UK leads, 2-0
at Dallas: UK leads, 1-0
at New Orleans: UK leads, 1-0

VMI (UK LEADS, 5-3)

Season Score Site
1915: L, 32-18 at Lexington, Va.
1922: L, 37-32 at Lexington, Va.
1926: W, 32-25 at Atlanta (So.Con.)
1961: W, 72-56 at Lexington, Ky.
1977: W, 93-78 at College Park, Md. (NCAA)
1986: W, 95-55 at Louisville
2002: W, 99-57 at Lexington, Ky.
2009: L, 111-103 at Lexington, Ky.
at Lexington, Ky.: UK leads, 2-1
at Lexington, Va.: VMI leads, 2-0
at Neutral Sites: UK leads, 3-0
at Atlanta: UK leads, 1-0
at College Park, Md.: UK leads, 1-0
at Louisville: UK leads, 1-0

WABASH (TIED, 1-1)

Season Score Site
1925: L, 57-10 at Crawfordsville, Ind.
1947: W, 96-24 at Lexington
at Lexington: UK leads, 1-0
at Crawfordsville, Ind.: WC leads, 1-0

WAKE FOREST (UK LEADS, 5-0)

Season Score Site
1953: W, 101-69 at Lexington
1964: W, 98-75 at Lexington (UKIT)
1993: W, 103-69 at Charlotte, N.C. (NCAA)
1996: W, 83-63 at Minneapolis (NCAA)
2010: W, 90-60 at New Orleans (NCAA)
at Lexington: UK leads, 2-0
at Neutral Sites: UK leads, 3-0
at Charlotte, N.C.: UK leads, 1-0

at Minneapolis: UK leads, 1-0
at New Orleans: UK leads, 1-0

WASHINGTON UNIVERSITY OF ST. LOUIS (UK LEADS, 2-0)

Season Score Site
1943: W, 45-38 at Lexington
1948: W, 69-39 at Memphis, Tenn.
at Lexington: UK leads, 1-0
at Neutral Sites: UK leads, 1-0
at Memphis, Tenn.: UK leads, 1-0

WASHINGTON (UK LEADS, 2-0)

Season Score Site
1985: W, 66-58 at Salt Lake City (NCAA)
2011: W, 74-67 at Maui, Hawaii
at Neutral Sites: UK leads, 2-0
at Maui, Hawaii: UK leads, 1-0
at Salt Lake City: UK leads, 1-0

WASHINGTON & LEE (UK LEADS, 12-1)

Season Score Site
1922: W, 21-20 at Lexington, Va.
1926: W, 28-22 at Lexington, Ky.
W, 44-34 at Lexington, Ky.
1927: L, 36-34 at Lexington, Ky.
1928: W, 34-28 at Lexington, Ky.
1929: W, 31-30 at Lexington, Ky.
1930: W, 28-26^{OT} at Lexington, Ky.
1931: W, 23-18 at Lexington, Ky.
1932: W, 48-28 at Lexington, Ky.
1939: W, 67-47 at Lexington, Ky.
1942: W, 62-32 at Lexington, Ky.
1952: W, 96-46 at Lexington, Ky.
1957: W, 94-66 at Lexington, Ky.
at Lexington, Ky.: UK leads, 11-1
at Lexington, Va.: UK leads, 1-0

WASHINGTON STATE (UK LEADS, 1-0)

Season Score Site
1975: W, 97-75 at Lexington (UKIT)
at Lexington: UK leads, 1-0

WAYNE (UK LEADS, 1-0)

Season Score Site
1956: W, 84-64 at Iowa City, Iowa (NCAA)
at Neutral Sites: UK leads, 1-0
at Iowa City, Iowa: UK leads, 1-0

WESTERN CAROLINA (UK LEADS, 2-0)

Season Score Site
1989: W, 78-60 at Lexington
1997: W, 82-55 at Lexington
at Lexington: UK leads, 2-0

WESTERN KENTUCKY (UK LEADS, 4-2)

Season Score Site
1971: L, 107-83 at Athens, Ga. (NCAA)
1986: W, 71-64 at Charlotte, N.C. (NCAA)
1991: W, 84-70 at Lexington
1992: W, 93-83 at Lexington
2002: L, 64-52 at Lexington
2012: W, 81-66 at Louisville, Ky. (NCAA)
at Lexington: UK leads, 2-1
at Neutral Sites: UK leads, 2-1
at Athens, Ga.: WKU leads, 1-0
at Charlotte, N.C.: UK leads, 1-0
at Louisville, Ky.: UK leads, 1-0

WESTERN ONTARIO (UK LEADS, 4-0)

Season Score Site
1946: W, 51-42 at Lexington
W, 71-28 at Lexington
1948: W, 98-41 at Lexington
1950: W, 90-18 at Lexington
at Lexington: UK leads, 4-0

WEST TEXAS STATE (UK LEADS, 2-0)

Season Score Site
1951: W, 73-43 at Lexington
1979: W, 121-67 at Lexington
at Lexington: UK leads, 2-0

WEST VIRGINIA (UK LEADS, 15-5)

Season Score Site
1924: W, 24-21 at Lexington
1925: W, 29-19 at Lexington
1927: W, 44-26 at Lexington
1940: L, 47-38 at Lexington
1941: W, 46-34 at Lexington
L, 56-43 at Morgantown, W.Va.
1946: W, 59-51 at New York (NIT)
1958: L, 77-70 at Lexington (UKIT)
1959: W, 97-91 at Lexington (UKIT)
1960: L, 79-70 at Lexington (UKIT)
1963: W, 79-75 at Lexington (UKIT)

1965: W, 102-78 at Lexington (UKIT)
1970: W, 106-87 at Lexington
1971: W, 106-100 at Morgantown, W.Va.
1992: W, 106-80 at Lexington
2006: W, 80-66 at Kansas City, Mo.
2009: W, 54-43 at Las Vegas
2010: L, 73-66 at Syracuse, N.Y. (NCAA)
2011: W, 71-63 at Tampa, Fla. (NCAA)
2015: W, 78-39 at Cleveland (NCAA)
at Lexington: UK leads, 9-3
at Morgantown, W.Va.: Tied, 1-1
at Neutral Sites: UK leads, 5-1
at Cleveland: UK leads, 1-0
at Kansas City, Mo.: UK leads, 1-0
at Las Vegas: UK leads, 1-0
at New York: UK leads, 1-0
at Syracuse, N.Y.: WV leads, 1-0
at Tampa, Fla.: UK leads, 1-0

WICHITA STATE (UK LEADS, 1-0)

Season Score Site
2014: W, 78-76 St. Louis (NCAA)
at Neutral Sites: UK leads, 1-0
at St. Louis: UK leads, 1-0

WILLIAM & MARY (UK LEADS, 1-0)

Season Score Site
2005: W, 92-47 at Lexington
at Lexington: UK leads, 1-0

WINTHROP (UK LEADS, 2-0)

Season Score Site
2004: W, 65-44 at Lexington
2011: W, 89-52 at Lexington
at Lexington: UK leads, 2-0

WISCONSIN (UK LEADS, 4-2)

Season Score Site
1963: W, 108-85 at Lexington (UKIT)
1969: L, 69-65 at Chicago
1977: W, 72-64 at Lexington
2003: W, 63-57 at Minneapolis (NCAA)
2014: W, 74-73 at Arlington, Texas (NCAA)
2015: L, 71-64 at Indianapolis (NCAA)
at Lexington: UK leads, 2-0
at Neutral Sites: Tied, 2-2
at Arlington, Texas: UK leads, 1-0
at Chicago: UW leads, 1-0
at Indianapolis: UW leads, 1-0
at Minneapolis: UK leads, 1-0

WISCONSIN-GREEN BAY (UK LEADS, 1-0)

Season Score Site
1996: W, 74-62 at Lexington
at Lexington: UK leads, 1-0

WRIGHT FIELD (UK LEADS, 1-0)

Season Score Site
1944: W, 61-28 at Lexington
at Lexington: UK leads, 1-0

WRIGHT STATE (UK LEADS, 3-0)

Season Score Site
1993: W, 81-65 at Lexington
1997: W, 90-62 at Lexington
1999: W, 97-75 at Cincinnati
at Lexington: UK leads, 2-0
at Neutral Sites: UK leads, 1-0
at Cincinnati: UK leads, 1-0

WYOMING (UK LEADS, 2-0)

Season Score Site
1945: W, 50-46 at Buffalo, N.Y.
1984: W, 66-40 at Lexington (UKIT)
at Lexington: UK leads, 1-0
at Neutral Sites: UK leads, 1-0
at Buffalo, N.Y.: UK leads, 1-0

XAVIER (UK LEADS, 37-2)

Season Score Site
1935: W, 40-27 at Cincinnati
W, 46-29 at Lexington
1936: W, 36-32 at Cincinnati
W, 49-40 at Lexington
1937: W, 34-28^{OT} at Cincinnati
W, 23-15 at Lexington
1938: L, 39-32 at Cincinnati
W, 45-29 at Lexington
1939: W, 41-31 at Cincinnati
W, 43-23 at Lexington
1940: W, 42-41 at Cincinnati
W, 37-29 at Lexington
1941: W, 48-43 at Cincinnati
L, 49-44 at Lexington
1942: W, 40-39 at Cincinnati
W, 44-36 at Lexington

1943: W, 43-38 at Lexington
W, 48-36 at Lexington
1946: W, 62-36 at Cincinnati
W, 83-40 at Lexington
1947: W, 71-34 at Lexington
W, 58-31 at Cincinnati
1948: W, 79-37 at Lexington
W, 59-37 at Cincinnati
1949: W, 96-50 at Lexington
W, 51-40 at Cincinnati
1950: W, 58-47 at Cincinnati
W, 58-53 at Lexington
1951: W, 67-56 at Cincinnati
W, 78-51 at Lexington
1952: W, 97-72 at Cincinnati
W, 83-50 at Lexington
1954: W, 81-66 at Cincinnati
W, 77-71 at Lexington
1955: W, 73-69 at Cincinnati
W, 66-55 at Lexington
1963: W, 90-76 at Lexington
1968: W, 111-76 at Lexington
1969: W, 115-77 at Lexington
at Lexington: UK leads, 21-1
at Cincinnati: UK leads, 16-1

YALE (UK LEADS, 1-0)

Season Score Site
1962: W, 79-58 at Lexington
at Lexington: UK leads, 1-0

CELEBRATING 19 NBA FIRST-ROUND DRAFT PICKS AND FOUR FINAL FOURS IN THE FIRST SIX SEASONS UNDER HALL OF FAME COACH JOHN CALIPARI

KENTUCKY

2015-2016

MEN'S BASKETBALL

NOVEMBER

2	(MON)	^	OTTAWA	SEC+	7 p.m.
6	(FRI)	^	KENTUCKY STATE	ESPNU	6 p.m.
13	(FRI)	1	ALBANY	SEC NETWORK	7 p.m.
14	(SAT)	1	NIJIT	SEC+	7 p.m.
17	(Tues)	2	vs. Duke	ESPN	7:30 p.m.
20	(Fri)		WRIGHT STATE	SEC Network	8 p.m.
24	(Tues)	1	BOSTON	SEC Network	9 p.m.
27	(Fri)	3	vs. South Florida	ESPN	5 p.m.
30	(Mon)		ILLINOIS STATE	ESPN2	7 p.m.

DECEMBER

3	(Thurs)		at UCLA	ESPN	9 p.m.
9	(Wed)		EASTERN KENTUCKY	ESPN2	7 p.m.
12	(Sat)		ARIZONA STATE	ESPN	3:15 p.m.
19	(Sat)	4	vs. Ohio State	CBS	3:30 p.m.
26	(Sat)		LOUISVILLE	CBS	Noon

JANUARY

2	(Sat)	*	OLE MISS	SEC Network	7 p.m.
5	(Tues)	*	at LSU	ESPN	9 p.m.
9	(Sat)	*	at Alabama	SEC Network	6 p.m.
12	(Tues)	*	MISSISSIPPI STATE	ESPN/SEC Network	7 p.m.
16	(Sat)	*	at Auburn	ESPN/ESPN2	4 p.m.
21	(Thurs)	*	at Arkansas	ESPN/ESPN2	7 p.m.
23	(Sat)	*	VANDERBILT	ESPN/ESPN2	TBA
27	(Wed)	*	MISSOURI	SEC Network	9 p.m.
30	(Sat)	5	at Kansas	ESPN	2-7 p.m.

FEBRUARY

2	(Tues)	*	at Tennessee	ESPN/ESPNU/SEC Network	7 p.m.
6	(Sat)	*	FLORIDA	CBS	4 p.m.
9	(Tues)	*	GEORGIA	ESPN/ESPN2	9 p.m.
13	(Sat)	*	at South Carolina	ESPN/ESPN2	Noon
18	(Thurs)	*	TENNESSEE	ESPN/ESPN2	7/8 p.m.
20	(Sat)	*	at Texas A&M	ESPN/ESPN2	TBA
23	(Tues)	*	ALABAMA	ESPN/ESPNU/SEC Network	7 p.m.
27	(Sat)	*	at Vanderbilt	CBS	4 p.m.

MARCH

1	(Tues)	*	at Florida	ESPN	7 p.m.
5	(Sat)	*	LSU	CBS	2 p.m.
9-13	(Wed-Sun)	6	SEC Tournament	SEC Network/ESPN	TBA

All Times Eastern / Schedule is tentative and subject to change

^ - Exhibition Games * - SEC Game

1-Naismith Memorial Basketball Hall of Fame Classic (Rupp Arena, Lexington, Ky.);
 2-Champions Classic (United Center, Chicago); 3-Naismith Memorial Basketball Hall of Fame
 Classic (American Airlines Arena, Miami); 4-CBS Sports Classic (Barclays Center, Brooklyn,
 N.Y.); 5-Big 12/SEC Challenge (Allen Fieldhouse, Lawrence, Kan.); 6-SEC Tournament
 (Bridgestone Arena, Nashville, Tenn.)



WILDcats



WHO NEXT? WANTS TO BE

JOHN WALL DEMARCUS COUSINS PATRICK PATTERSON ERIC BLEDSOE DANIEL ORTON ENES KANTER BRANDON KNIGHT 2011 NCAA FINAL FOUR