



3

#5/4 Duke (2-0, 0-0) vs. # 2/1 Kentucky (2-0, 0-0)

Tuesday, November 17, 2015 // 7:30 p.m. ET // ESPN
Chicago, Ill. // United Center (20,917)

2015-16 SCHEDULE

2K CLASSIC BENEFITING WOUNDED WARRIOR PROJECT
(CAMERON INDOOR STADIUM - DURHAM, N.C.)

N13 [5/-] SIENA (ESPNU) W, 92-74
N14 [5/-] BRYANT (ESPN 3) W, 113-75

State Farm Champions Classic
(United Center - Chicago, Ill.)

N17 [5/2] vs. Kentucky (ESPN) 7:30 p.m. ET

2K Classic benefiting Wounded Warrior Project
(Madison Square Garden - New York, N.Y.)

N20 vs. VCU (ESPN2) 7:30 p.m. ET
N22 vs. Georgetown/Wisconsin (ESPN) TBD

N25 YALE (ESPNU) 7 P.M. ET
N29 UTAH STATE (ESPNU) 12:30 P.M. ET

ACC/BIG TEN CHALLENGE

D2 INDIANA (ESPN) 9:15 P.M. ET

D5 BUFFALO (ESPN2) 5:15 P.M. ET
D15 GEORGIA SOUTHERN (ESPN2) 7 P.M. ET

Ameritas Insurance Classic
(Madison Square Garden - New York, N.Y.)

D19 vs. Utah (ESPN) 12 p.m. ET

D28 ELON (ESPNU) 8 P.M. ET

D30 LONG BEACH STATE (RSN) 4 P.M. ET

J2 at Boston College (RSN) 4:30 p.m. ET

J6 at Wake Forest (ESPNU) 7 p.m. ET

J9 VIRGINIA TECH (ACCN) 12 P.M. ET

J13 at Clemson (ESPN2) 7 p.m. ET

J16 NOTRE DAME (ESPN) 2 P.M. ET

J18 SYRACUSE (ESPN) 7 P.M. ET

J23 at NC State (CBS) 2 p.m. ET

J25 at Miami (ESPN) 7 p.m. ET

F2 at Georgia Tech (ESPNU) 9 p.m. ET

F6 NC STATE (ESPN) 2/7 P.M. ET

F8 LOUISVILLE (ESPN) 7 P.M. ET

F13 VIRGINIA (ESPN) 4/9 P.M. ET

F17 at North Carolina (ESPN/ACCN) 9 p.m. ET

F20 at Louisville (ESPN) 12 p.m. ET

F25 FLORIDA STATE (ESPN) 7 P.M. ET

F28 at Pittsburgh (CBS) 2 p.m. ET

M1 WAKE FOREST (ACCN) 8 P.M. ET

M5 NORTH CAROLINA (ESPN) 7/9 P.M. ET

ACC Tournament

(Verizon Center - Washington, D.C.)

M8-12 vs. TBD (ESPN/ACCN) TBD

[] - denotes Duke/opponent AP ranking at time of game

DUKE INFORMATION

Duke



Blue Devils

Record 2-0 (0-0 ACC)
Rankings (AP/Coaches) 5/4
Last Game W, 113-75 vs. Bryant (11/14/15)

Head Coach Mike Krzyzewski (Army, '69)
Career Record 1,020-310/41st Season
vs. Kentucky 5-1
Duke Record 947-251/36th Season
vs. Kentucky 5-1

OPPONENT INFORMATION

Kentucky



Wildcats

Record 2-0 (0-0 SEC)
Rankings (AP/Coaches) 2/1
Last Game W, 87-57 vs. NJIT (11/14/15)

Head Coach John Calipari (Clarion, '82)
Career Record 595-176/24th Season
Kentucky Record 192-38/7th Season

BROADCAST INFORMATION

ESPN/WatchESPN

Play-by-Play: Dan Shulman
Analyst: Jay Bilas
Analyst: Shannon Spake

Blue Devil IMG Sports Network

Play-by-Play: Bob Harris
Analyst: John Roth

Sirius / XM
ESPN Radio

Play-by-Play: Marc Kestecher
Analyst: Bob Valvano

THE OPENING TIP

- The top two teams nationally in both wins and winning percentage this decade will square off Tuesday when No. 5/4 Duke takes on No. 2/1 Kentucky in the State Farm Champions Classic.

- Duke has the best winning percentage (.839) in the NCAA since the start of the 2009-10 season. The Blue Devils have also won 187 games this decade, second-most in the NCAA.

- Duke is 27-13 in top-five matchups under Mike Krzyzewski, including an 8-2 mark on those occasions since the start of the 2009-10 season.

- Duke is 3-1 in the Champions Classic, including a 75-68 win over Kentucky in Atlanta in 2012.

- Ranked fifth by the Associated Press, the Blue Devils have been ranked in the AP poll an NCAA-best 157 consecutive weeks, the seventh-longest streak in NCAA history.

- With freshmen Brandon Ingram, Chase Jeter and Luke Kennard joining the fold this year, Duke has a nation-leading seven McDonald's All-Americans on its 2015-16 roster.

- In two games this season, Duke has hassled opponents into an average of 18.0 turnovers per game. The Blue Devils have turned the miscues into 22.5 points per game and an average +13.0 margin in points off turnovers.

- Behind a combined 10.0 offensive rebounds per game from Amile Jefferson and Marshall Plumlee, Duke is collecting 44.3 percent of available offensive boards.

- Grayson Allen scored 54 points in Duke's first two games, one shy of Johnny Dawkins' program record of 55 in the first two games to open a season (1983-84).

DUKE BLUE DEVIL AVERAGES

No.	Name (Ht., Wt., Yr.)	Pos.	PPG	RPG	APG	Notables
2	Chase Jeter (6-10, 240, Fr.)	F/C	5.0	4.5	0.0	Won gold medal with USAB at 2014 FIBA Americas
3	Grayson Allen (6-5, 205, So.)	G	27.0	4.0	4.0	Drawing 8.2 fouls per 40 mins played (9.0 FTA/gm)
5	Luke Kennard (6-5, 180, Fr.)	G	10.0	2.5	0.5	2015 Parade National Player of the Year
12	Derryck Thornton (6-2, 175, Fr.)	G	4.5	4.0	3.0	Graduated HS early and reclassified to 2015
13	Matt Jones (6-5, 200, Jr.)	G	14.5	1.5	2.0	Knocked down 6-of-10 3FGA in two games
14	Brandon Ingram (6-9, 190, Fr.)	G/F	18.0	4.0	1.5	Preseason ACC Freshman of the Year
21	Amile Jefferson (6-9, 225, Sr.)	F	15.0	11.5	0.5	Back-to-back double-doubles to open season
30	Antonio Vrankovic (7-0, 270, Fr.)	C	2.0	2.0	0.0	Has seen action off the bench in both games
34	Sean Obi (6-9, 250, So.)	F	1.0	0.0	0.0	Eligible after sitting out 2014-15 as a transfer
40	Marshall Plumlee (7-0, 250, Gr.)	C	6.0	8.5	1.5	Averaging 3.5 offensive rebounds per game
45	Nick Pagliuca (6-3, 195, Jr.)	G	0.0	0.0	0.0	Has seen action in 15 career games
50	Justin Robinson (6-8, 190, Fr.)	F	-	-	-	Son of NBA Hall of Famer David Robinson
53	Brennan Besser (6-5, 180, Fr.)	G	-	-	-	Three-year letterwinner at Latin School of Chicago

ACC STANDINGS (2014-15 FINAL)

Rank	Team	ACC	Overall
1.	Virginia	16-2	30-4
2.	Duke	15-3	35-4
3.	Notre Dame	14-4	32-6
4.	Louisville	12-6	27-9
5.	North Carolina	11-7	26-12
6.	Miami	10-8	25-13
	NC State	10-8	22-14
8.	Syracuse	9-9	18-13
9.	Pittsburgh	8-10	19-15
	Clemson	8-10	16-15
	Florida State	8-10	17-16
12.	Wake Forest	5-13	13-19
13.	Boston College	4-14	13-19
14.	Georgia Tech	3-15	12-19
15.	Virginia Tech	2-16	11-22

DUKE 2015-16 WINS VS. LOSSES

Category	Wins	Losses
Points per game	102.5	-
Opponent points per game	74.5	-
Field goal pct.	.496	-
Opponent field goal pct.	.451	-
3FG percentage	.373	-
Opponent 3FG pct.	.476	-
Free throw pct.	.738	-
Rebounds per game	43.5	-
Rebound margin	+10.0	-
Assists per game	13.0	-
Turnovers per game	8.0	-
Turnover margin	+10.0	-
Steals per game	11.0	-
Blocks per game	5.5	-

DUKE IN THE NCAA (2014-15 FINAL)

Category	Rank (Avg.)
Winning percentage	5th (.897)
Scoring offense	6th (79.3)
Scoring defense	110th (64.2)
Scoring margin	5th (15.1)
Field goal percentage	3rd (50.2)
Field goal percentage defense	127th (42.2)
Three-point field goals per game	79th (7.3)
Three-point field goal percentage	30th (38.7)
Three-point field goal pct. defense	43rd (31.4)
Free throw percentage	145th (69.9)
Rebound margin	28th (5.4)
Assists per game	31st (15.1)
Assist-to-turnover ratio	13th (1.40)
Blocks per game	130th (3.8)
Steals per game	66th (7.1)
Turnovers per game	37th (10.8)
Turnover margin	68th (+1.5)
Personal fouls per game	21st (15.6)

STATISTICAL COMPARISON

Duke	Category	Kentucky
102.5	Points per Game	82.5
74.5	Opponent Points per Game	61.0
.496	Field Goal Percentage	.504
.451	Opponent Field Goal Percentage	.372
.373	Three-Point Field Goal Percentage	.289
.451	Opponent Three-Point Field Goal Percentage	.182
9.5	Three-Point Field Goals per Game	5.5
10.0	Opponent Three-Point Field Goals per Game	3.0
.738	Free Throw Percentage	.708
+10.0	Rebound Margin	+18.5
5.5	Blocks per Game	8.5
11.0	Steals per Game	6.0
13.0	Assists per Game	15.0
8.0	Turnovers per Game	17.0
16.5	Fouls per Game	19.5

DUKE VS. KENTUCKY - LAST 10 GAMES

Date	Location	Result	Duke's Leading Scorer
12/20/69	Lexington, Ky.	L, 76-98	Randy Denton, 28
3/27/78	St. Louis, Mo.	L, 88-94	Gene Banks, 22
11/17/79	Springfield, Mass.	W, 82-76 (OT)	Mike Gminski, 21
3/13/80	Lexington, Ky.	W, 55-54	Mike Gminski, 17
11/19/88	Springfield, Mass.	W, 80-55	Danny Ferry, 23
3/28/92	Philadelphia, Pa.	W, 104-103 (OT)	Christian Laettner, 31
3/22/98	St. Petersburg, Fla.	L, 84-86	Roshown McLeod, 19
12/22/98	East Rutherford, N.J.	W, 71-60	Elton Brand, 22
12/18/01	East Rutherford, N.J.	W, 95-92 (OT)	Jason Williams, 38
11/13/12	Atlanta, Ga.	W, 75-68	Seth Curry, 23

DUKE RECORD BY STARTING LINEUP

Jones, Allen, Ingram, Jefferson, Plumlee	2-0 (1.000)
--	-------------

DUKE SPECIALTY STATS COMPARISON

Opponent	Paint	Off TO	2nd Chance	Fast Break	Bench
Siena	44/32	21/12	12/17	6/8	18/9
Bryant	48/26	24/7	27/12	14/2	26/34
vs. Kentucky	-	-	-	-	-
vs. VCU	-	-	-	-	-
vs. Georgetown/Wisconsin	-	-	-	-	-
Yale	-	-	-	-	-
Utah State	-	-	-	-	-
Indiana	-	-	-	-	-
Buffalo	-	-	-	-	-
Georgia Southern	-	-	-	-	-
vs. Utah	-	-	-	-	-
Elon	-	-	-	-	-
Long Beach State	-	-	-	-	-
at Boston College	-	-	-	-	-
at Wake Forest	-	-	-	-	-
Virginia Tech	-	-	-	-	-
at Clemson	-	-	-	-	-
Notre Dame	-	-	-	-	-
Syracuse	-	-	-	-	-
at NC State	-	-	-	-	-
at Miami	-	-	-	-	-
at Georgia Tech	-	-	-	-	-
NC State	-	-	-	-	-
Louisville	-	-	-	-	-
Virginia	-	-	-	-	-
at North Carolina	-	-	-	-	-
at Louisville	-	-	-	-	-
Florida State	-	-	-	-	-
at Pittsburgh	-	-	-	-	-
Wake Forest	-	-	-	-	-
North Carolina	-	-	-	-	-
TOTALS	92/58	45/19	39/29	20/10	44/43

111TH SEASON OF BASKETBALL

- The 2015-16 campaign marks the 111th season of Duke basketball. The Blue Devils have compiled a 2,064-853 record in that span to rank fourth all-time in victories.
- Only Kentucky (2,180), Kansas (2,154) and North Carolina (2,142) have more wins.
- Duke's all-time .707 winning percentage is the fifth-best in NCAA history, behind only Kentucky (.764), North Carolina (.736), Kansas (.722) and UNLV (.708).

COACH 1K

- Mike Krzyzewski owns a 1,020-310 record over 40-plus seasons as a head coach, including a 947-251 mark at Duke (35-plus seasons).
- Krzyzewski became the first men's coach in Division I college basketball to record 1,000 career victories with a 77-68 win over St. John's on Jan. 25, 2015 at Madison Square Garden.
- Krzyzewski also passed Dean Smith for the most ACC victories on Feb. 4, 2015, with a 72-66 win over Georgia Tech.

UNRIVALED LONGEVITY

- Mike Krzyzewski led Duke to its fifth NCAA championship in 2015, extending his own record for length of time between a coach's first and most recent national title to 25 years.
- Coach K and Connecticut's Jim Calhoun are the only coaches in NCAA history to win national championships in three decades: the 1990s, the 2000s and the 2010s.

Most Seasons between

First and Most Recent NCAA Championships

1. Mike Krzyzewski, Duke	25 (1991-2015)
2. Branch McCracken, Indiana	14 (1940-1953)
3. Jim Calhoun, Connecticut	13 (1999-2011)
4. Bob Knight, Indiana	12 (1976-1987)
Dean Smith, North Carolina	12 (1982-1993)
John Wooden, UCLA	12 (1964-1975)

INTERNATIONAL EXCELLENCE

- Having previously announced that the 2016 Rio Olympics will be his last as head coach of the U.S. Men's National Team, Mike Krzyzewski will transition to the role of special advisor to USA Basketball for the 2017-20 quadrennium.
- Krzyzewski has been on the staffs of 14 different USA Basketball teams, compiling a 125-7 (.947) record and 14 medals (10 gold).
- As a head coach with USA Basketball, he has a 94-7 (.931) record with 10 teams, claiming six golds among his 10 medals.
- Krzyzewski has guided the U.S. Men's National Team to a 75-1 (.987) record, including an active 63-game winning streak, and six total medals (five gold).

COACH K'S TALLEST TEAMS

- The 13 players on Duke's 2015-16 roster have an average height of 79.231 inches, making this year's team the third-tallest in Coach K's tenure.
- Ten of Duke's 11 scholarship student-athletes in 2015-16 stand 6-5 or taller, ranking the Blue Devils second nationally in average height per kenpom.com.

Tallest Teams in Duke History - Average inches

1. 1988-89 (13 players)	79.385
2. 1993-94 (13 players)	79.308
3. 2015-16 (13 players)	79.231
4. 1990-91 (13 players)	78.692
5. 1987-88 (12 players)	78.667
1991-92 (12 players)	78.667

OPPORTUNITIES AVAILABLE

- As a team, Duke returned just 24.0 percent of its scoring (19.0 ppg), 32.3 percent of its rebounding (11.9 rpg) and 16.6 percent of its assists (2.5 apg) from last season's national championship run.
- As a group, the returning Blue Devils combined to start only 77 games heading into the season (Jefferson - 59; Jones - 18). That figure was the third-fewest in the ACC heading into 2015-16.

Fewest Combined Starts Heading into 2015-16 - ACC

1. Louisville	62
2. Boston College	73
3. Duke	77
4. NC State	120
5. Virginia Tech	135

- The 77 collective starts heading into this season marked the second-fewest in Mike Krzyzewski's tenure, and just the third time in the Coach K Era that Duke entered a season with fewer than 100 combined starts.

Fewest Combined Starts Entering a Season under Coach K

1. 2006-07	76
2. 2015-16	77
3. 2002-03	91
4. 1990-91	106
5. 1999-00	109

WINS THIS DECADE

- Duke has the best winning percentage (.839) in the NCAA since the start of the 2009-10 season.
- Duke has won 187 games this decade, second-most in the NCAA.

Winning Pct. Since the Start of the 2009-10 Season - NCAA

Rk	Team	Wins	Losses	PCT
1.	Duke	187	36	.839
2.	Kentucky	192	38	.835
3.	Kansas	183	38	.828
4.	Gonzaga	173	37	.824
5.	Wichita State	177	38	.823
6.	San Diego State	165	43	.793
7.	Syracuse	168	44	.792
8.	Ohio State	170	48	.780
9.	Louisville	169	53	.761
10.	Wisconsin	164	53	.756

through Nov. 14

Wins Since the Start of the 2009-10 Season - NCAA

Rk	Team	Wins
1.	Kentucky	192
2.	Duke	187
3.	Kansas	183
4.	Wichita State	177
5.	Gonzaga	173
6.	Ohio State	170
7.	Louisville	169
8.	Syracuse	168
9.	San Diego State	165
10.	Wisconsin	164

through Nov. 14

DUKE SEASON & CAREER TOTALS

	2015-16	Career
Double-Figure Scoring Games		
Amile Jefferson	2 (2-0)	25 (20-5)
Matt Jones	2 (2-0)	9 (9-0)
Grayson Allen	2 (2-0)	7 (7-0)
Brandon Ingram	2 (2-0)	2 (2-0)
Marshall Plumlee	0 (0-0)	2 (2-0)
Luke Kennard	1 (1-0)	1 (1-0)

20+ Point Games

Grayson Allen	2 (2-0)	3 (3-0)
---------------	---------	---------

30+ Point Games

None

10+ Rebound Games

Amile Jefferson	2 (2-0)	14 (13-1)
Marshall Plumlee	0 (0-0)	1 (1-0)

20+ Rebound Games

None

Double-Doubles

Amile Jefferson	2 (2-0)	7 (6-1)
Marshall Plumlee	0 (0-0)	1 (1-0)

20 - 20 Games

None

10+ Assist Games

None

3+ Steal Games

Amile Jefferson	0 (0-0)	2 (2-0)
Matt Jones	0 (0-0)	3 (3-0)
Grayson Allen	0 (0-0)	1 (1-0)
Luke Kennard	1 (1-0)	1 (1-0)

3+ Three-Point FG Games

Matt Jones	1 (1-0)	6 (6-0)
Grayson Allen	1 (1-0)	2 (2-0)
Brandon Ingram	1 (1-0)	1 (1-0)

Scoring Leaders

Grayson Allen	2 (2-0)	3 (3-0)
Amile Jefferson	0 (0-0)	1 (1-0)
Matt Jones	0 (0-0)	1 (1-0)

Rebounding Leaders

Amile Jefferson	2 (2-0)	21 (20-1)
-----------------	---------	-----------

Assists Leaders

Amile Jefferson	0 (0-0)	3 (3-0)
Matt Jones	1 (1-0)	2 (1-1)
Grayson Allen	2 (2-0)	2 (2-0)
Marshall Plumlee	1 (1-0)	1 (1-0)
Derryck Thornton	1 (1-0)	1 (1-0)

Record in such games in ()

STREAKS

Overall	Won 8
Unranked teams anywhere	Won 14
Ranked teams anywhere	Won 4
Home	Won 9
Home ACC	Won 7
Home non-conference	Won 118
Home unranked non-conference	Won 110
Home ranked teams	Won 7
Home unranked teams	Won 6
Road	Won 5
Road ACC	Won 5
Road ranked teams	Won 2
Road unranked teams	Won 4
Neutral	Won 6
Neutral ranked teams	Won 4
Neutral unranked teams	Won 6

Consecutive Made Free Throws (active streak)

Chase Jeter	4
Brandon Ingram	3
Matt Jones	2
Derryck Thornton	2
Amile Jefferson	1
Grayson Allen	1

Consecutive Games with a Three-Point Field Goal

Grayson Allen	3
Brandon Ingram	2
Matt Jones	2
Luke Kennard	2

Games Played	2015-16	Career
Amile Jefferson	2 (2-0)	108 (90-18)
Marshall Plumlee	2 (2-0)	90 (74-16)
Matt Jones	2 (2-0)	73 (62-11)
Grayson Allen	2 (2-0)	37 (34-3)
Nick Pagliuca	1 (1-0)	15 (15-0)
Brandon Ingram	2 (2-0)	2 (2-0)
Chase Jeter	2 (2-0)	2 (2-0)
Luke Kennard	2 (1-0)	2 (1-0)
Sean Obi	1 (1-0)	1 (1-0)
Derryck Thornton	2 (2-0)	2 (2-0)
Antonio Vrankovic	2 (2-0)	2 (2-0)

Starts

	Consecutive	Career
Amile Jefferson	2 (2-0)	61 (51-10)
Matt Jones	15 (14-1)	20 (18-2)
Grayson Allen	2 (2-0)	2 (2-0)
Brandon Ingram	2 (2-0)	2 (2-0)
Marshall Plumlee	2 (2-0)	2 (2-0)

Record in such games in ()

AP POLL STREAK EXTENDED

- Duke has been ranked in the AP Poll an NCAA-best 157 straight weeks.
- Duke's current streak is the second-longest stretch in program history and the seventh-longest consecutive weeks ranked streak in NCAA history.
- Duke is the only program to finish in the top 10 of the AP poll in each of the last eight seasons.

Consecutive Weeks in AP Top 25 Rankings - Active

1. Duke	157
2. Kansas	125
3. Arizona	61

as of Nov. 16, 2015

Consecutive Weeks in AP Top 25 Rankings - All-Time

1. UCLA	221 (1966-80)
2. Duke	200 (1996-07)
3. North Carolina	172 (1999-00)
4. North Carolina	171 (1972-82)
5. Marquette	166 (1969-79)
6. Kentucky	164 (1990-99)
7. Duke	157 (2007-present)
8. Kansas	145 (1991-99)
9. Duke	143 (1986-95)
10. Arizona	141 (1987-95)

as of Nov. 16, 2015

SUSTAINED SUCCESS

- Duke has won 20 or more games 50 times in its 110 years of basketball. Including its 35-4 mark a year ago, Duke has won at least 20 games for 19 consecutive seasons.
- The Blue Devils have recorded 30 or more wins 14 times under Coach K, including five of the past seven seasons.
- Duke is one of 10 programs nationally to win at least 25 games in each of the last three seasons along with Arizona, Gonzaga, Kansas, Louisiana Tech, Louisville, Michigan State, Stephen F. Austin, VCU and Wichita State.

WINNINGEST FOUR-YEAR PERIODS

- Duke has won 93 games since the start of the 2012-13 season, a total that is 23 wins shy of tying for the 15th-best four-year period in program history.
- The Blue Devils' .830 (93-19) winning percentage since the start of 2012-13 would rank 12th in program history for a four-year period.

Wins in a Four-Year Period - Duke

Rk	Years	Wins
11.	1991-94	118
	2012-15	118
13.	1986-89	117
	1988-91	117
15.	2003-06	116
NR.	2013-16	93

ACC DOMINANCE

- Duke has won 246 league games and eight regular season ACC championships since 1997.
- The Blue Devils have also been outstanding in ACC Tournament play with 10 tournament crowns in the past 19 seasons.

ACC Composite Regular Season Standings - 1997-Present

Team	W	L	Pct.
Duke	246	64	.794
North Carolina	207	103	.668
Louisville	12	6	.667
Syracuse	23	13	.639
Notre Dame	20	16	.556
Pittsburgh	19	17	.528
Virginia	146	164	.471
Wake Forest	141	169	.455
Miami	82	98	.455
Florida State	137	173	.442
NC State	136	174	.439
Boston College	68	98	.410
Clemson	126	184	.406
Virginia Tech	69	113	.379
Georgia Tech	111	199	.358

through Nov. 14

ACC Tournament Records - 1997-Present

Team	W	L	Pct.
Duke	39	9	.813
Notre Dame	3	1	.750
North Carolina	29	15	.659
NC State	25	19	.568
Miami	11	10	.524
Pittsburgh	2	2	.500
Boston College	8	10	.444
Florida State	14	18	.438
Virginia Tech	7	11	.389
Georgia Tech	10	19	.345
Wake Forest	8	18	.308
Virginia	8	18	.308
Clemson	6	19	.240
Syracuse	0	1	.000
Louisville	0	1	.000

through Nov. 14

CAMERON INDOOR STADIUM

- Duke has posted an 834-154 (.844) record in Cameron, including a 476-59 (.890) mark under Coach K.
- The Blue Devils have 18 undefeated home seasons, including 11 under Coach K and four in the past six years. The Blue Devils have won 281 of their past 300 games in Cameron.
- Duke has won 249 of its past 252 non-conference games at home.

CAMERON'S 1,000TH GAME

- Duke is scheduled to play its 1,000th game at historic Cameron Indoor Stadium when it hosts Louisville on Feb. 8.
- The storied venue was christened on Jan. 6, 1940, with a 36-27 Duke win over Princeton.

HOME COURT ADVANTAGE

- Duke is 171-12 (.934) at Cameron Indoor Stadium over the last 10-plus seasons, the third-best home winning percentage in the NCAA over that span. Since 2004-05, the Blue Devils have four undefeated home seasons and have lost more than one game at Cameron Indoor Stadium just twice during that span.
- Duke is 97-4 (.960) at Cameron Indoor Stadium this decade (since the 2009-10 season), the third-best home winning percentage in the NCAA over

that stretch. The Blue Devils are undefeated at home in four of the past six seasons.

NCAA • Home Winning Percentage • Since 2004-05

School	W-L	Pct.
1. Kansas	185-9	.954
2. Gonzaga	153-9	.944
3. Duke	171-12	.934
4. Michigan State	161-20	.890
5. Wisconsin	167-21	.888
6. Kentucky	165-22	.882
7. Memphis	176-24	.880
8. Florida	163-25	.867
9. North Carolina	152-25	.859
10. Pittsburgh	172-30	.851

through Nov. 14

NCAA • Home Winning Percentages • Since 2009-10

School	W-L	Pct.
1. Kansas	102-4	.962
Kentucky	102-4	.962
3. Duke	97-4	.960
4. Gonzaga	87-5	.946
5. Stephen F. Austin	78-9	.897
6. Arizona	90-11	.891
7. Syracuse	98-13	.883
8. Wisconsin	87-13	.870
9. Memphis	93-15	.861
10. Florida	87-14	.861

through Nov. 14

NON-CON HOME WIN STREAK

- Duke has won an NCAA-best 118 consecutive non-conference home games. Duke's last home loss against a non-conference foe was an 83-82 decision against St. John's on Feb. 26, 2000.

- Duke has also won 110 straight games at Cameron against unranked non-conference opponents (also dating back to the 83-82 loss to St. John's on Feb. 26, 2000).

NCAA • Non-Conference Home Win Streaks

Rk	Team	No	Next Game
1.	Duke	118	Nov. 25 vs. Yale
2.	Minnesota	43	Nov. 15 vs. La.-Monroe
3.	Illinois	36	Dec. 2 vs. Notre Dame
4.	Wichita State	32	Nov. 21 vs. Emporia St.

through Nov. 14

DUKE ON THE ROAD

- Duke is 471-192 outside of Cameron Indoor Stadium under Coach K, including a 290-92 mark since the 1996-97 season.

- The Blue Devils are 242-69 in neutral settings and 229-123 in road games under Krzyzewski.

- In ACC regular season play, Duke is 163-101 away from home under Coach K. The Blue Devils are 107-48 in ACC road games since the 1996-97 season.

DUKE VS. RANKED OPPONENTS

- Duke is 205-133 vs. ranked teams under Coach K with a 124-60 mark since the 1996-97 season.

- Duke is 68-38 against ranked ACC teams and 56-22 vs. ranked non-league foes since the 1996-97 season.

- Duke has won 45 of its past 67 games when both teams have been ranked in the top 10. The Blue Devils are 77-52 overall under Coach K when both teams are ranked in the top 10.

- Duke is 27-13 under Coach K when both teams are ranked in the top five.

DUKE VS. UNRANKED OPPONENTS

- Under Mike Krzyzewski, Duke is 743-118 vs. unranked competition, including a 448-50 record since the 1996-97 season.

- Duke is 216-34 vs. unranked ACC teams and 232-16 vs. unranked non-conference opponents since the 1996-97 season.

- Since 1996-97, the Blue Devils are 232-16 at home vs. unranked foes and 216-34 on the road or at neutral sites.

THREE-POINT STREAK

- Duke has connected on at least one three-pointer in 913 consecutive games, the fourth-longest streak in the nation.

Consecutive Games with a 3PT FG

Rk	Team	Games
1.	UNLV	941
2.	Kentucky	930
3.	Vanderbilt	929
4.	Duke	913
5.	Western Kentucky	873

through Nov. 14

SELLING OUT

- Duke has sold out 390 consecutive games at Cameron Indoor Stadium. The last time Duke did not have a sellout at home was on Nov. 16, 1990, against Boston College.

- The Blue Devils continue to be one of the nation's most popular draws, playing in front of sellout crowds in 422 of their past 522 games.

MCDONALD'S ALL-AMERICANS

- With freshmen Brandon Ingram, Chase Jeter and Luke Kennard joining the fold this year, Duke has a national-best seven McDonald's All-Americans on its 2015-16 roster.

- Duke has now had seven or more McDonald's All-America selections on its roster 11 times under head coach Mike Krzyzewski, including four of the last nine years.

NCAA • Most Active McDonald's All-Americans in 2015-16

Rk	Team	No
1.	Duke	7
2.	North Carolina	6
3.	Kansas	4
	Kentucky	4

Duke Rosters with 7+ McDonald's All-America Selections

Year	No	NCAA	ACC	Record
2014-15	9	Champion	Semifinals	35-4
1997-98	8	Elite Eight	Finals	32-4
2007-08	8	2nd Round	Semifinals	28-6
1988-89	7	Final Four	Finals	28-8
1989-90	7	Runner-up	QF	29-9
1998-99	7	Runner-up	Champion	37-2
2000-01	7	Champion	Champion	35-4
2002-03	7	Sweet 16	Champion	26-7
2003-04	7	Final Four	Finals	31-6
2008-09	7	Sweet 16	Champion	30-7
2015-16	7	-	-	-

RECENT RECRUITING SUCCESS

- Duke, Arizona, Kansas and Kentucky are the only programs nationally to post top-10 classes in ESPN's recruiting class rankings in each of the last three seasons.

- The Blue Devils' 2014 and 2015 classes were both ranked No. 1 nationally by ESPN.

- Since 2009, Duke has signed 16 ESPN top 25 recruits and 22 ESPN top 100 recruits, totals that rank second and third, respectively, in the nation.

TOP-10 PICKS OVER LAST FIVE YEARS

- Duke has produced five top-10 picks in the NBA Draft since 2011, the second-most nationally over that time frame.

- In 2015, Jahliil Okafor (3rd overall) and Justise Winslow (10th) joined Kyrie Irving (1st in 2011), Austin Rivers (10th in 2012) and Jabari Parker (2nd in 2014) on that list.

Most Top-10 NBA Draft Picks since 2011

1. Kentucky	7
2. Duke	5
3. Kansas	4
4. Arizona	3
Indiana	3

FINANCIAL SUCCESS IN NBA

- Mike Krzyzewski's Duke players who went on to play in the NBA have collectively earned more than \$1.1 billion in NBA salaries.

- Of those 46 players, 31 have posted multi-million dollar NBA earnings, while eight have cracked the \$50 million mark and three have earned more than \$100 million.

- Duke had 18 players on 2015-16 opening night NBA rosters, tied for the second-most among college programs.

Most Players on 2015-16 NBA Opening Night Rosters

1. Kentucky	21
2. Duke	18
Kansas	18
4. North Carolina	15
5. UCLA	14

ADDITIONS TO CAMERON INDOOR

- A two-story addition measuring 14,200 square feet is currently being built on the south side of Cameron Indoor Stadium. The project began in April 2015 with a projected 15-month timeline.

- The first floor of the addition will feature a new lobby and exhibit space, as well as two new areas for ticket operations. The second floor will feature a club space with a capacity of roughly 250 seats.

FORMER CAPTAINS ON STAFF


- Duke's 2015-16 coaching staff once again features three former team captains in Jeff Capel (associate head coach), Nate James (assistant coach) and Jon Scheyer (assistant coach).

- Head coach Mike Krzyzewski has had three former Duke captains on his staff every year since 1996-97, a period in which the Blue Devils won three NCAA championships, 10 ACC Tournament titles and eight regular season ACC crowns.

NOBEL/BASKETBALL COMBO

- On the heels of its fifth NCAA championship in men's basketball, Duke is the first school since California in 1959 to win a men's basketball title and have a Nobel Prize winner in the same year.

- Paul Modrich, the James B. Duke Professor of Biochemistry, was named a 2015 Nobel Prize Winner for his work in mechanistic studies of DNA repair.



CHASE JETER

#2

**F/C • 6-10 • 240 • FR-HS
LAS VEGAS, NEV. (BISHOP GORMAN)**

CAREER HIGHS

Points	7	vs. Bryant	11/14/15
Rebounds	5	vs. Siena	11/13/15
Assists	-	-	-
Steals	1	vs. Bryant	11/14/15
Blocks	1	vs. Bryant	11/14/15
FG Made	2	vs. Bryant	11/14/15
FT Made	3 (2x)	last vs. Siena	11/14/15
Minutes	16	vs. Bryant	11/14/15

MISCELLANEOUS

	2015-16	Career
Double-figure points	0	0
20-pt games	0	0
Dunks	1	1
5 or more rebounds	1	1
2 or more steals	0	0
2 or more blocks	0	0
Charges drawn	0	0
Three-point plays	1	1

GAME-BY-GAME

Opponent	FG	3FG	FT	O-D-T	PF	Pts	A	TO	B	S	MIN
Siena	0-3	0-0	3-4	2-3-5	2	3	0	1	0	0	11
Bryant	2-3	0-0	3-3	2-2-4	2	7	0	0	1	1	16
vs. Kentucky											
vs. VCU											
vs. Georgetown/Wisconsin											
Yale											
Utah State											
Indiana											
Buffalo											
Georgia Southern											
vs. Utah											
Elon											
Long Beach State											
at Boston College											
at Wake Forest											
Virginia Tech											
at Clemson											
Notre Dame											
Syracuse											
at NC State											
at Miami											
at Georgia Tech											
NC State											
Louisville											
Virginia											
at North Carolina											
at Louisville											
Florida State											
at Pittsburgh											
Wake Forest											
North Carolina											

* Indicates Games Started; [] AP Ranking

CAREER STATISTICS

SEASON	GP-GS	MIN/AVG	FG-FGA	PCT.	3FG-FGA	PCT.	FT-FTA	PCT.	O-D-T	AVG.	PF-DQ	AS	TO	BS	ST	TP	AVG.
2015-16	2-0	27/13.5	2-6	.333	0-0	.000	6-7	.857	4-5-9	4.5	4-0	0	1	1	1	10	5.0
TOTAL	2-0	27/13.5	2-6	.333	0-0	.000	6-7	.857	4-5-9	4.5	4-0	0	1	1	1	10	5.0



GRAYSON ALLEN

#3

G • 6-5 • 205 • SO-1L
JACKSONVILLE, FLA. (PROVIDENCE SCHOOL)

HONORS & AWARDS

Preseason All-ACC second team
 Jerry West Award Watch List

DOUBLE-FIGURE EFFICIENCY

- Duke was 5-0 when Allen scored in double figures in 2014-15. He averaged 16.4 points in those games. The Blue Devils moved to 7-0 all-time when Allen registers double-digit points after he opened the 2015-16 campaign with back-to-back double-digit scoring games.
- Allen is lethally efficient from the floor in those contests, shooting 59.7 percent overall (43-of-72), 51.9 percent from three-point range (14-of-29) and 92.3 percent from the free throw line (36-of-39).

KICKSTARTED THE 2015-16 SEASON

- Allen has flown out of the gates to start the 2015-16 campaign, scoring over 25 points in each of the first two contests. His 54 combined points over the first two games of the season sit behind only Johnny Dawkins' 55 points, which came at the start of the 1983-84 season, on the list of points scored by a Blue Devil under Mike Krzyzewski in the first two games of a season.

Duke • Points Scored in First Two Games of Season Under Coach K

Rk	Player, Year	Points
1.	Johnny Dawkins, 1983-84	55
2.	Grayson Allen, 2015-16	54
3.	Jabari Parker, 2013-14	49
4.	Shane Battier, 2000-01	47
5.	Mike Dunleavy, 2001-02	46

CAREER HIGHS

Points	28	vs. Bryant	1/14/15
Rebounds	5 (2x)	last vs. Siena	11/13/15
Assists	6	vs. Bryant	1/14/15
Steals	3	vs. Presbyterian	11/14/14
Blocks	2	vs. NC State	3/12/15
FG Made	9	vs. Wake Forest	3/4/15
3FG Made	4	vs. Wake Forest	3/4/15
FT Made	9	vs. Bryant	11/14/15
Minutes	32	vs. Bryant	11/14/15

MISCELLANEOUS

	2015-16	Career
Double-figure points	2	7
20-pt games	2	3
3 or more 3pt FG	1	2
5 or more assists	1	1
2 or more steals	0	2
Dunks	3	8
Three-point plays	0	3
Four-point plays	0	1

GAME-BY-GAME

Opponent	FG	3FG	FT	O-D-T	PF	Pts	A	TO	B	S	MIN
Siena	8-13	2-5	8-8	1-4-5	1	26	2	1	0	1	31*
Bryant	8-18	3-7	9-10	1-2-3	1	28	6	2	1	1	32*
vs. Kentucky											
vs. VCU											
vs. Georgetown/Wisconsin											
Yale											
Utah State											
Indiana											
Buffalo											
Georgia Southern											
vs. Utah											
Elon											
Long Beach State											
at Boston College											
at Wake Forest											
Virginia Tech											
at Clemson											
Notre Dame											
Syracuse											
at NC State											
at Miami											
at Georgia Tech											
NC State											
Louisville											
Virginia											
at North Carolina											
at Louisville											
Florida State											
at Pittsburgh											
Wake Forest											
North Carolina											

* Indicates Games Started; [] AP Ranking

CAREER STATISTICS

SEASON	GP-GS	MIN/AVG	FG-FGA	PCT.	3FG-FGA	PCT.	FT-FTA	PCT.	O-D-T	AVG.	PF-DQ	AS	TO	BS	ST	TP	AVG.
2014-15	35-0	322/9.2	45-106	.425	18-52	.346	45-53	.849	9-26-35	1.0	42-2	14	15	5	10	153	4.4
2015-16	2-2	63/31.5	16-31	.516	5-12	.417	17-18	.944	2-6-8	4.0	2-0	8	3	1	2	54	27.0
TOTAL	37-2	385/10.4	61-137	.445	23-64	.359	62-71	.873	11-32-43	1.2	44-2	22	18	6	12	207	5.6



LUKE KENNARD

#5

G • 6-5 • 180 • FR-HS
FRANKLIN, OHIO (FRANKLIN)

DUKE'S PARADE POY HISTORY

- Kennard is the fifth *Parade* National Player to play at Duke, including each of the last three winners of the award.
- Duke's five winners are the most by any school for the honor that originated in 1980.
- Three of Duke's previous four winners were NBA lottery picks: Danny Ferry, Austin Rivers and Jahlil Okafor.

CAREER HIGHS

Points	11	vs. Bryant	11/14/15
Rebounds	4	vs. Bryant	11/14/15
Assists	1	vs. Bryant	11/14/15
Steals	3	vs. Bryant	11/14/15
Blocks	-	-	-
FG Made	5	vs. Bryant	11/14/15
3FG Made	1 (2x)	last vs. Bryant	11/14/15
FT Made	-	-	-
Minutes	26	vs. Siena	11/13/15

MISCELLANEOUS

	2015-16	Career
Double-figure points	1	1
20-pt games	0	0
3 or more 3pt FG	0	0
Dunks	2	2
5 or more assists	0	0
2 or more steals	1	1
Charges drawn	1	1
Three-point plays	0	0

Duke's Parade National High School POYs

Player	High School (State)	Year
Danny Ferry	DeMatha Catholic (D.C.)	1985
Austin Rivers	Winter Park (Fla.)	2011
Semi Ojeleye	Ottawa (Kan.)	2013
Jahlil Okafor	Whitney Young (Ill.)	2014
Luke Kennard	Franklin (Ohio)	2015

Most Parade National High School POYs

Rk	School	No
1.	Duke	5
2.	Georgia Tech	3
	Ohio State	3
4.	Georgetown	2
	North Carolina	2
	NC State	2
	UCLA	2


GAME-BY-GAME

Opponent	FG	3FG	FT	O-D-T	PF	Pts	A	TO	B	S	MIN
Siena	4-8	1-3	0-0	0-1-1	3	9	0	0	0	1	26
Bryant	5-9	1-5	0-0	0-4-4	1	11	1	0	0	3	22
vs. Kentucky											
vs. VCU											
vs. Georgetown/Wisconsin											
Yale											
Utah State											
Indiana											
Buffalo											
Georgia Southern											
vs. Utah											
Elon											
Long Beach State											
at Boston College											
at Wake Forest											
Virginia Tech											
at Clemson											
Notre Dame											
Syracuse											
at NC State											
at Miami											
at Georgia Tech											
NC State											
Louisville											
Virginia											
at North Carolina											
at Louisville											
Florida State											
at Pittsburgh											
Wake Forest											
North Carolina											

* Indicates Games Started; [] AP Ranking

CAREER STATISTICS

SEASON	GP-GS	MIN/AVG	FG-FGA	PCT.	3FG-FGA	PCT.	FT-FTA	PCT.	O-D-T	AVG.	PF-DQ	AS	TO	BS	ST	TP	AVG.
2015-16	2-0	48/24.0	9-17	.529	2-8	.250	0-0	.000	0-5-5	2.5	4-0	1	0	0	4	20	10.0
TOTAL	2-0	48/24.0	9-17	.529	2-8	.250	0-0	.000	0-5-5	2.5	4-0	1	0	0	4	20	10.0



DERRYCK THORNTON #12

G • 6-2 • 175 • FR-HS
CHATSWORTH, CALIF (FINDLAY PREP [NEV.]

CAREER HIGHS

Points	5 (2x)	last vs. Bryant	11/14/15
Rebounds	5	vs. Bryant	11/14/15
Assists	4	vs. Bryant	11/14/15
Steals	1	vs. Bryant	11/14/15
Blocks	-	-	-
FG Made	2	vs. Bryant	11/14/15
3FG Made	1	vs. Siena	11/13/15
FT Made	2	vs. Siena	11/13/15
Minutes	27	vs. Bryant	11/14/15

MISCELLANEOUS

	2015-16	Career
Double-figure points	0	0
20-pt games	0	0
3 or more 3pt FG	0	0
Double-figure assists	0	0
5 or more assists	0	0
2 or more steals	0	0
Charges drawn	0	0
Three-point plays	0	0


GAME-BY-GAME

Opponent	FG	3FG	FT	O-D-T	PF	Pts	A	TO	B	S	MIN
Siena	1-8	1-4	2-2	1-2-3	1	5	2	1	0	0	22
Bryant	2-9	0-2	0-0	1-4-5	2	4	4	1	0	1	27
vs. Kentucky											
vs. VCU											
vs. Georgetown/Wisconsin											
Yale											
Utah State											
Indiana											
Buffalo											
Georgia Southern											
vs. Utah											
Elon											
Long Beach State											
at Boston College											
at Wake Forest											
Virginia Tech											
at Clemson											
Notre Dame											
Syracuse											
at NC State											
at Miami											
at Georgia Tech											
NC State											
Louisville											
Virginia											
at North Carolina											
at Louisville											
Florida State											
at Pittsburgh											
Wake Forest											
North Carolina											

* Indicates Games Started; [] AP Ranking

CAREER STATISTICS

SEASON	GP-GS	MIN/AVG	FG-FGA	PCT.	3FG-FGA	PCT.	FT-FTA	PCT.	O-D-T	AVG.	PF-DQ	AS	TO	BS	ST	TP	AVG.
2015-16	2-0	49/24.5	3-17	.176	1-6	.167	2-2	1.000	2-6-8	4.0	3-0	6	2	0	1	9	4.5
TOTAL	2-0	49/24.5	3-17	.176	1-6	.167	2-2	1.000	2-6-8	4.0	3-0	6	2	0	1	9	4.5



MATT JONES

#13

G • 6-5 • 210 • JR-2L
DESOTO, TEXAS (DESOTO)

CAREER HIGHS

Points	19	vs. Bryant	1/14/15
Rebounds	6	vs. St. John's	1/25/15
Assists	4 (2x)	last vs. Robert Morris	3/20/15
Steals	3 (4x)	last vs. Gonzaga	3/29/15
Blocks	1 (4x)	last vs. Wake Forest	3/4/15
FG Made	7 (2x)	last vs. Bryant	11/14/15
3FG Made	5	vs. Bryant	11/14/15
FT Made	5	vs. Alabama	11/27/13
Minutes	34	vs. San Diego State	3/22/15

MISCELLANEOUS

	2015-16	Career
Double-figure points	2	10
3 or more assists	0	3
2 or more steals	1	12
2 or more 3pt FG	1	13
Charges drawn	0	3
Dunks	0	1
Three-point plays	1	3


GAME-BY-GAME

Opponent	FG	3FG	FT	O-D-T	PF	Pts	A	TO	B	S	MIN
Siena	4-8	1-4	1-1	1-1-2	1	10	2	1	0	1	26*
Bryant	7-9	5-6	0-0	1-0-1	3	19	2	1	0	2	22*
vs. Kentucky											
vs. VCU											
vs. Georgetown/Wisconsin											
Yale											
Utah State											
Indiana											
Buffalo											
Georgia Southern											
vs. Utah											
Elon											
Long Beach State											
at Boston College											
at Wake Forest											
Virginia Tech											
at Clemson											
Notre Dame											
Syracuse											
at NC State											
at Miami											
at Georgia Tech											
NC State											
Louisville											
Virginia											
at North Carolina											
at Louisville											
Florida State											
at Pittsburgh											
Wake Forest											
North Carolina											

* Indicates Games Started; [] AP Ranking

CAREER STATISTICS

SEASON	GP-GS	MIN/AVG	FG-FGA	PCT.	3FG-FGA	PCT.	FT-FTA	PCT.	O-D-T	AVG.	PF-DO	AS	TO	BS	ST	TP	AVG.
2013-14	32-4	235/7.3	15-51	.294	3-21	.143	23-41	.561	11-16-27	0.8	24-0	5	4	1	11	56	1.8
2014-15	39-14	847/21.7	84-205	.410	41-109	.376	25-35	.714	34-57-91	2.3	66-0	39	29	3	37	234	6.0
2015-16	2-2	48/24.0	11-17	.647	6-10	.600	1-1	1.000	2-1-3	1.5	4-0	4	2	0	3	29	14.5
TOTAL	73-20	1130/15.5	110-273	.403	50-140	.357	49-77	.636	47-74-121	1.7	94-0	48	35	4	51	319	4.4



BRANDON INGRAM

#14

HONORS & AWARDS

- Preseason ACC Freshman of the Year
- Preseason All-ACC first team
- Julius Erving Award Watch List

G/F • 6-9 • 190 • FR-HS
KINSTON, N.C. (KINSTON)

CAREER HIGHS

Points	21	vs. Bryant	11/14/15
Rebounds	5	vs. Siena	11/13/15
Assists	2	vs. Bryant	11/14/15
Steals	2 (2x)	last vs. Bryant	11/14/15
Blocks	2	vs. Siena	11/13/15
FG Made	7	vs. Bryant	11/14/15
3FG Made	4	vs. Bryant	11/14/15
FT Made	4	vs. Siena	11/13/15
Minutes	28	vs. Siena	11/13/15

MISCELLANEOUS

	2015-16	Career
Double-figure points	2	2
20-pt games	1	1
3 or more 3pt FG	1	1
5 or more assists	0	0
2 or more steals	2	2
Charges drawn	0	0
Dunks	3	3
Three-point plays	0	0

GAME-BY-GAME

Opponent	FG	3FG	FT	O-D-T	PF	Pts	A	TO	B	S	MIN
Siena	5-16	1-9	4-6	1-4-5	3	15	1	1	2	2	28*
Bryant	7-11	4-6	3-4	1-2-3	2	21	2	1	1	2	24*
vs. Kentucky											
vs. VCU											
vs. Georgetown/Wisconsin											
Yale											
Utah State											
Indiana											
Buffalo											
Georgia Southern											
vs. Utah											
Elon											
Long Beach State											
at Boston College											
at Wake Forest											
Virginia Tech											
at Clemson											
Notre Dame											
Syracuse											
at NC State											
at Miami											
at Georgia Tech											
NC State											
Louisville											
Virginia											
at North Carolina											
at Louisville											
Florida State											
at Pittsburgh											
Wake Forest											
North Carolina											

* Indicates Games Started; [] AP Ranking

CAREER STATISTICS

SEASON	GP-GS	MIN/AVG	FG-FGA	PCT.	3FG-FGA	PCT.	FT-FTA	PCT.	O-D-T	AVG.	PF-DQ	AS	TO	BS	ST	TP	AVG.
2015-16	2-2	52/26.0	12-27	.444	5-15	.333	7-10	.700	2-6-8	4.0	5-0	3	2	3	4	36	18.0
TOTAL	2-2	52/26.0	12-27	.444	5-15	.333	7-10	.700	2-6-8	4.0	5-0	3	2	3	4	36	18.0



AMILE JEFFERSON

#21

**F • 6-9 • 215 • JR-2L
PHILADELPHIA, PA. (FRIENDS CENTRAL SCHOOL)**

DOING WORK ON THE GLASS

• Jefferson's 581 career rebounds rank fifth among active ACC players.

Total Rebounds • Active ACC Players

Rk	Name	Rebounds
1.	Devin Thomas (Wake Forest)	782
2.	Brice Johnson (North Carolina)	629
3.	Charles Mitchell (Georgia Tech)	622
4.	Tonye Jekiri (Miami)	613
5.	Amile Jefferson (Duke)	581

through Nov. 14

• Jefferson has 247 career offensive rebounds to his credit, placing him 13 away from tying Carlos Boozer for 10th on Duke's career chart (260).
• He is averaging 6.5 offensive boards per game on the year and has averaged 2.3 offensive rebounds per game over the course of his career.

Duke • Offensive Rebounds, Career

Rk	Player, Years	OREB
7.	Antonio Lang, 1991-94	273
8.	Robert Brickey, 1987-90	268
9.	Cherokee Parks, 1992-95	263
10.	Carlos Boozer, 2000-02	260
NR.	Amile Jefferson, 2013-present	247

ASSET ON THE OFFENSIVE END

• Jefferson played an integral role in Duke's offense during the 2014-15 season, which is why his floor percentage, the ratio of scoring possessions to total possessions, ranked 26th in the nation. Duke scored on 62.3 percent of its possessions with Jefferson on the floor.
• Jefferson also ranks among Duke's all-time leaders in field goal percentage (min. 200 FGM).

Duke • Field Goal Percentage, Career

Rk	Player, Years	FG	FGA	PCT
1.	Carlos Boozer, 2000-02	554	878	.631
2.	Amile Jefferson, 2012-pres.	251	407	.617
3.	Elton Brand, 1998-99	355	580	.612
4.	Alaa Abdelnaby, 1987-90	448	748	.599
5.	Erik Meek, 1992-95	214	358	.598
6.	Brian Zoubek, 2007-10	225	379	.594
7.	Christian Laettner, 1989-92	834	1,452	.574
	Mason Plumlee, 2010-13	525	914	.574
9.	Shelden Williams, 2003-06	687	1,202	.572
10.	Jay Buckley, 1961-64	352	617	.571

*Minimum 200 field goals made

CAREER HIGHS

Points	19 (2x)	last vs. Siena	11/13/15
Rebounds	15	vs. Virginia	1/13/14
Assists	5	vs. Syracuse	2/1/14
Steals	3 (2x)	last vs. Pittsburgh	1/19/15
Blocks	6	vs. North Carolina	2/18/15
FG Made	8	vs. Furman	11/26/14
FT Made	7	vs. Louisville	1/17/15
Minutes	34	vs. Maryland	2/15/14

MISCELLANEOUS

	2015-16	Career
Double-figure points	2	25
Double-figure rebounds	2	19
Double-doubles	2	7
5 or more rebounds	2	60
3 or more steals	0	2
2 or more blocks	0	9
Dunks	1	23
Three-point plays	1	23

GAME-BY-GAME

Opponent	FG	3FG	FT	O-D-T	PF	Pts	A	TO	B	S	MIN
Siena	7-9	0-0	5-9	5-7-12	1	19	0	2	1	2	32*
Bryant	5-9	0-0	1-1	8-3-11	3	11	1	0	0	2	24*
vs. Kentucky											
vs. VCU											
vs. Georgetown/Wisconsin											
Yale											
Utah State											
Indiana											
Buffalo											
Georgia Southern											
vs. Utah											
Elon											
Long Beach State											
at Boston College											
at Wake Forest											
Virginia Tech											
at Clemson											
Notre Dame											
Syracuse											
at NC State											
at Miami											
at Georgia Tech											
NC State											
Louisville											
Virginia											
at North Carolina											
at Louisville											
Florida State											
at Pittsburgh											
Wake Forest											
North Carolina											

* Indicates Games Started; [] AP Ranking

CAREER STATISTICS

SEASON	GP-GS	MIN/AVG	FG-FGA	PCT.	3FG-FGA	PCT.	FT-FTA	PCT.	O-D-T	AVG.	PF-DQ	AS	TO	BS	ST	TP	AVG.
2012-13	32-7	405/12.7	51-94	.543	0-0	.000	25-41	.610	42-50-92	2.9	53-2	7	12	16	12	127	4.0
2013-14	35-26	796/22.7	94-146	.644	0-0	.000	40-81	.494	101-139-240	6.9	93-1	36	23	20	23	228	6.5
2014-15	39-26	831/21.3	94-149	.631	0-0	.000	51-92	.554	91-135-226	5.8	76-0	33	41	26	22	239	6.1
2015-16	2-2	56/28.0	12-18	.667	0-0	.000	6-10	.600	13-10-23	11.5	4-0	1	2	1	4	30	15.0
TOTAL	108-61	2088/19.3	251-407	.617	0-0	.000	122-224	.545	247-334-581	5.4	226-3	77	78	63	61	624	5.8



ANTONIO VRANKOVIC #30

C • 7-0 • 270 • FR-HS
DELRAY BEACH, FLA. (PINE CREST SCHOOL)

BASKETBALL BLOODLINES

- Vrankovic's father, Stojko, played five seasons in the NBA during the 1990s, seeing time with the Celtics, Timberwolves and Clippers.
- Stojko also played internationally for Yugoslavia, winning silver medals at the 1988 Seoul Olympics and the 1992 Barcelona Olympics.

CAREER HIGHS

Points	4	vs. Bryant	11/14/15
Rebounds	3	vs. Bryant	11/14/15
Assists	-	-	-
Steals	1	vs. Bryant	11/14/15
Blocks	-	-	-
FG Made	2	vs. Bryant	11/14/15
FT Made	-	-	-
Minutes	4	vs. Bryant	11/14/15

MISCELLANEOUS

	2015-16	Career
Double-figure points	0	0
20-pt games	0	0
Dunks	0	0
5 or more assists	0	0
2 or more steals	0	0
Charges drawn	0	0
Three-point plays	0	0


GAME-BY-GAME

Opponent	FG	3FG	FT	O-D-T	PF	Pts	A	TO	B	S	MIN
Siena	0-0	0-0	0-0	1-0-1	0	0	0	0	0	0	1
Bryant	2-2	0-0	0-0	1-2-3	0	4	0	0	0	1	4
vs. Kentucky											
vs. VCU											
vs. Georgetown/Wisconsin											
Yale											
Utah State											
Indiana											
Buffalo											
Georgia Southern											
vs. Utah											
Elon											
Long Beach State											
at Boston College											
at Wake Forest											
Virginia Tech											
at Clemson											
Notre Dame											
Syracuse											
at NC State											
at Miami											
at Georgia Tech											
NC State											
Louisville											
Virginia											
at North Carolina											
at Louisville											
Florida State											
at Pittsburgh											
Wake Forest											
North Carolina											

* Indicates Games Started; [] AP Ranking

CAREER STATISTICS

SEASON	GP-GS	MIN/AVG	FG-FGA	PCT.	3FG-FGA	PCT.	FT-FTA	PCT.	O-D-T	AVG.	PF-DQ	AS	TO	BS	ST	TP	AVG.
2015-16	2-0	5/2.5	2-2	1.000	0-0	.000	0-0	.000	2-2-4	2.0	0-0	0	0	0	1	4	2.0
TOTAL	2-0	5/2.5	2-2	1.000	0-0	.000	0-0	.000	2-2-4	2.0	0-0	0	0	0	1	4	2.0



SEAN OBI

#34

F • 6-9 • 250 • SO-1L
KADUNA, NIGERIA (GREEN FARMS ACADEMY)

TRANSFERS UNDER COACH K

• Obi is the fifth student-athlete to transfer into the program under Coach K.

Duke's Transfers under Coach K

Player	Previous School	Year
Roshown McLeod	St. John's	1995
Dahntay Jones	Rutgers	2000
Seth Curry	Liberty	2009
Rodney Hood	Mississippi State	2012
Sean Obi	Rice	2014

CAREER HIGHS (^ - at Rice)

Points	25	vs. South Alabama	12/7/13^
Rebounds	19	vs. South Alabama	12/7/13^
Assists	2 (6x)	last vs. Louisiana Tech	2/5/14^
Steals	2	vs. Northwood	12/19/13^
Blocks	2 (6x)	last vs. Old Dominion	2/20/14^
FG Made	11	vs. Marshall	1/23/14^
FT Made	7 (2x)	last vs. Northwood	12/19/13^
Minutes	41	vs. South Alabama	12/7/13^

MISCELLANEOUS

	2015-16	Duke Career
Double-figure points	0	0
20-pt games	0	0
3 or more 3pt FG	0	0
Double-figure assists	0	0
5 or more assists	0	0
2 or more steals	0	0
Charges drawn	0	0
Three-point plays	0	0


GAME-BY-GAME

Opponent	FG	3FG	FT	O-D-T	PF	Pts	A	TO	B	S	MIN
Siena	0-0	0-0	1-2	0-0-0	1	1	0	0	0	0	3
Bryant	-	-	-	-	-	-	-	-	-	-	-
vs. Kentucky											
vs. VCU											
vs. Georgetown/Wisconsin											
Yale											
Utah State											
Indiana											
Buffalo											
Georgia Southern											
vs. Utah											
Elon											
Long Beach State											
at Boston College											
at Wake Forest											
Virginia Tech											
at Clemson											
Notre Dame											
Syracuse											
at NC State											
at Miami											
at Georgia Tech											
NC State											
Louisville											
Virginia											
at North Carolina											
at Louisville											
Florida State											
at Pittsburgh											
Wake Forest											
North Carolina											

* Indicates Games Started; [] AP Ranking

CAREER STATISTICS

SEASON	GP-GS	MIN/AVG	FG-FGA	PCT.	3FG-FGA	PCT.	FT-FTA	PCT.	O-D-T	AVG.	PF-DQ	AS	TO	BS	ST	TP	AVG.
2013-14 (Rice)	30-29	791/26.4	140-237	.591	0-0	.000	62-114	.544	74-205-279	9.3	91-4	24	59	22	15	342	11.4
2015-16	1-0	3/3.0	0-0	.000	0-0	.000	1-2	.500	0-0-0	0.0	1-0	0	0	0	0	1	1.0
TOTAL	31-29	794/25.6	140-237	.591	0-0	.000	63-116	.543	74-205-279	9.3	92-4	24	59	22	15	343	11.1



MARSHALL PLUMLEE #40

C • 7-0 • 250 • GR-4L
WARSAW, IND. (CHRIST SCHOOL [N.C.])

CAREER HIGHS

Points	12	vs. NC State	3/12/15
Rebounds	10	vs. Robert Morris	3/20/15
Assists	3	vs. Presbyterian	11/14/14
Steals	2 (2x)	last vs. Temple	11/21/14
Blocks	4	vs. Boston College	1/3/15
FG Made	6	vs. NC State	3/12/15
FT Made	6	vs. Bryant	11/14/15
Minutes	28	vs. Bryant	11/14/15

MISCELLANEOUS

	2015-16	Career
Double-figure points	0	2
5 or more rebounds	2	13
2 or more blocks	2	12
2 or more steals	0	2
Charges drawn	0	0
Dunks	1	26
Three-point plays	0	0

GAME-BY-GAME

Opponent	FG	3FG	FT	O-D-T	PF	Pts	A	TO	B	S	MIN
Siena	1-1	0-0	2-4	2-7-9	4	4	2	2	2	1	20*
Bryant	1-3	0-0	6-11	5-3-8	2	8	1	1	3	1	28*
vs. Kentucky											
vs. VCU											
vs. Georgetown/Wisconsin											
Yale											
Utah State											
Indiana											
Buffalo											
Georgia Southern											
vs. Utah											
Elon											
Long Beach State											
at Boston College											
at Wake Forest											
Virginia Tech											
at Clemson											
Notre Dame											
Syracuse											
at NC State											
at Miami											
at Georgia Tech											
NC State											
Louisville											
Virginia											
at North Carolina											
at Louisville											
Florida State											
at Pittsburgh											
Wake Forest											
North Carolina											

* Indicates Games Started; [] AP Ranking

BEST BROTHER COMBOS IN ACC

• A total of 36 brother combinations have played in the ACC, including the Plumlee trio of Miles, Mason and Marshall. The Plumlees rank seventh in league history with a combined 2,173 points.

ACC • Brother Scoring Combinations

Rk	Name	School	Points
1.	Mahaffey (Tom, Donnie, Randy, Richie)	Clemson	3,555
2.	McMillen (Jay, Tom)	Maryland	3,107
3.	Capel (Jeff, Jason)	Duke / UNC	3,048
4.	Booker (Trevor, Devin)	Clemson	2,879
5.	Barry (Jon, Drew)	Georgia Tech	2,333
6.	Harpring (Matt, Pat)	Georgia Tech	2,228
7.	Plumlee (Miles, Mason, Marshall)	Duke	2,173
8.	Lewis (Derrick, Cedric)	Maryland	1,993
9.	Grant (Horace, Harvey)	Clemson	1,840
10.	Buckner (Greg, Andre)	Clemson / Duke	1,809

SERVING HIS COUNTRY

• Already working toward becoming a U.S. Army officer after signing an ROTC contract in January, 2015, Plumlee participated in a 28-day Leadership Training Course at Fort Knox in the summer of 2015.

CAREER STATISTICS

SEASON	GP-GS	MIN/AVG	FG-FGA	PCT.	3FG-FGA	PCT.	FT-FTA	PCT.	O-D-T	AVG.	PF-DQ	AS	TO	BS	ST	TP	AVG.
2013-13	19-0	50/2.6	1-8	.125	0-0	.000	0-8	.000	5-6-11	0.6	5-0	1	5	3	3	2	0.1
2013-14	30-0	254/8.5	16-29	.552	0-0	.000	6-17	.353	36-29-65	2.2	29-0	8	10	17	6	38	1.3
2014-15	39-0	375/9.6	32-42	.762	1-1	1.000	22-31	.710	39-53-92	2.4	58-0	12	14	22	8	87	2.2
2015-16	2-2	48/24.0	2-4	.500	0-0	.000	8-15	.533	7-10-17	8.5	6-0	3	3	5	2	12	6.0
TOTAL	90-2	727/8.1	51-83	.614	1-1	1.000	36-71	.507	87-98-185	2.1	98-0	24	32	47	19	139	1.5



NICK PAGLIUCA

#45

**G • 6-3 • 195 • JR-2L
WESTON, MASS. (MILTON ACADEMY)**

BASKETBALL BLOODLINES

- Pagliuca's father, Steve, is a co-owner of the Boston Celtics.
- Pagliuca's older brother, Joe, was a member of the Duke basketball team from 2004-07. He played in 13 career games and was a three-time recipient of the Dr. Deryl Hart Award, presented to the team's top scholar-athlete.

CAREER HIGHS

Points	3	vs. Fairfield	11/15/14
Rebounds	2	vs. Presbyterian	11/14/14
Assists	1	vs. Presbyterian	11/14/14
Steals	-	-	-
3FG Made	1	vs. Fairfield	11/15/14
FT Made	1	vs. Elon	12/31/13
Minutes	5	vs. Presbyterian	11/14/14

GAME-BY-GAME

Opponent	FG	3FG	FT	O-D-T	PF	Pts	A	TO	B	S	MIN
Siena	-	-	-	-	-	-	-	-	-	-	-
Bryant	0-0	0-0	0-0	0-0-0	0	0	0	0	0	0	1
vs. Kentucky											
vs. VCU											
vs. Georgetown/Wisconsin											
Yale											
Utah State											
Indiana											
Buffalo											
Georgia Southern											
vs. Utah											
Elon											
Long Beach State											
at Boston College											
at Wake Forest											
Virginia Tech											
at Clemson											
Notre Dame											
Syracuse											
at NC State											
at Miami											
at Georgia Tech											
NC State											
Louisville											
Virginia											
at North Carolina											
at Louisville											
Florida State											
at Pittsburgh											
Wake Forest											
North Carolina											

* Indicates Games Started; [] AP Ranking

CAREER STATISTICS

SEASON	GP-GS	MIN/AVG	FG-FGA	PCT.	3FG-FGA	PCT.	FT-FTA	PCT.	O-D-T	AVG.	PF-DO	AS	TO	BS	ST	TP	AVG.
2013-14	3-0	5/1.7	0-1	.000	0-0	.000	1-2	.500	1-1-2	0.7	0-0	0	0	0	0	1	0.3
2014-15	11-0	18/1.6	1-5	.200	1-4	.250	0-0	.000	2-2-4	0.4	4-0	1	0	0	0	3	0.3
2015-16	1-0	1/1.0	0-0	.000	0-0	.000	0-0	.000	0-0-0	0.0	0-0	0	0	0	0	0	0.0
TOTAL	15-0	24/1.6	1-6	.167	1-4	.250	1-2	.500	3-3-6	0.4	4-0	1	0	0	0	4	0.3

2015-16 TV / Radio Roster




Chase Jeter
F/C • FR-HS • 6-10 • 240
Las Vegas, Nev.



Grayson Allen
G • SO-1L • 6-5 • 205
Jacksonville, Fla.



Luke Kennard
G • FR-HS • 6-5 • 180
Franklin, Ohio



Derryck Thornton
G • FR-HS • 6-2 • 175
Chatsworth, Calif.



Matt Jones
G • JR-2L • 6-5 • 200
DeSoto, Texas



Brandon Ingram
G/F • FR-HS • 6-9 • 190
Kinston, N.C.



Amile Jefferson
F • SR-3L • 6-9 • 225
Philadelphia, Pa.



Antonio Vrankovic
C • FR-HS • 7-0 • 270
Delray Beach, Fla.



Sean Obi
F • SO-1L • 6-9 • 250
Kaduna, Nigeria



Marshall Plumlee
C • GR-4L • 7-0 • 250
Warsaw, Ind.



Nick Pagliuca
G • JR-2L • 6-3 • 195
Weston, Mass.



Justin Robinson
F • FR-HS • 6-8 • 190
San Antonio, Texas



Brennan Besser
G • FR-HS • 6-5 • 180
Chicago, Ill.



Mike Krzyzewski
Head Coach
36th Season at Duke

2015-16 Duke Basketball Charts

Overall Record: 2-0 (Home: 2-0; Road: 0-0; Neutral: 0-0)

ACC Record: 0-0 (Home: 0-0; Road: 0-0)

Date	Opponent	Result	Duke High Scorer	Opponent High Scorer	Duke High Rebounder	Opponent High Rebounder	Duke High Assists	Att.
N13	> [5/-] SIENA	W, 92-74	Allen (26)	Wright (20)	Jefferson (12)	Oliver (8)	Allen, Jones, Plumlee & Thornton (2)	9,314 #
N14	> [5/-] BRYANT	W, 113-75	Allen (28)	Ware (24)	Jefferson (11)	Garvin (8)	Allen (6)	9,314 #
N17	^ vs. Kentucky							
N20	< vs. VCU							
N22	< vs. Georgetown/Wisconsin							
N25	YALE							
N29	UTAH STATE							
D2	+ INDIANA							
D5	BUFFALO							
D15	GEORGIA SOUTHERN							
D19	~ vs. Utah							
D28	ELON							
D30	LONG BEACH STATE							
J2	at Boston College *							
J6	at Wake Forest *							
J9	VIRGINIA TECH *							
J13	at Clemson *							
J16	NOTRE DAME *							
J18	SYRACUSE *							
J23	at NC State *							
J25	at Miami *							
F2	at Georgia Tech *							
F6	NC STATE *							
F8	LOUISVILLE *							
F13	VIRGINIA *							
F17	at North Carolina *							
F20	at Louisville *							
F25	FLORIDA STATE *							
F28	at Pittsburgh *							
M1	WAKE FOREST *							
M5	NORTH CAROLINA *							

Home games in **BOLDFACE CAPS**

* - indicates Atlantic Coast Conference game

[] - denotes Duke/opponent AP ranking at time of game

- denotes sellout crowd

> - 2K Classic benefiting Wounded Warrior Project (Cameron Indoor Stadium - Durham, N.C.)

^ - State Farm Champions Classic (United Center - Chicago)

< - 2K Classic benefiting Wounded Warrior Project (Madison Square Garden - New York, N.Y.)

+ - ACC/Big Ten Challenge

-- Ameritas Insurance Classic (Madison Square Garden - New York, N.Y.)

& - ACC Tournament (Verizon Center - Washington, D.C.)

2015-16 ATTENDANCE FIGURES

Site	Games	Total	Average
Home	2	18,628	9,314
Away	-	-	-
Neutral	-	-	-
Totals	2	18,628	9,314

DUKE BY THE NUMBERS

Seasons of Men's Basketball	111th
Total Games	2,917
ACC Championships	19 (last in 2011)
NCAA Tournament Appearances	39 (last in 2015)
NIT Appearances	5
20-Win Seasons	50
30-Win Seasons	14
Duke all-time record	2,064-853
Duke all-time ACC record (regular season only)	600-298
Overtime Games	123 (68-55)
Duke 100-Point Games	182 (177-5)
Consecutive games with at least one three-point FG	913*
Consecutive games with at least five three-point FG	2
Consecutive games holding opponents under .500 shooting	8
Consecutive games holding opponents under 100 points	234
Consecutive games scoring at least 70 points	2

* - Duke record

Team Highs/Lows

		DUKE	OPPONENT
Points 1st Half	High Low	59 vs. Bryant (11/14/15) 44 vs. Siena (11/13/15)	32 by Bryant (11/14/15) 27 by Siena (11/13/15)
Points 2nd Half	High Low	54 vs. Bryant (11/14/15) 48 vs. Siena (11/13/15)	47 by Siena (11/13/15) 43 by Bryant (11/14/15)
Total Points	High Low	113 vs. Bryant (11/14/15) 92 vs. Siena (11/13/15)	75 by Bryant (11/14/15) 74 by Siena (11/13/15)
FG Made	High Low	39 vs. Bryant (11/14/15) 30 vs. Siena (11/13/15)	28 by Bryant (11/14/15) 27 by Siena (11/13/15)
FG Attempted	High Low	73 vs. Bryant (11/14/15) 66 vs. Siena (11/13/15)	64 by Siena (11/13/15) 58 by Bryant (11/14/15)
FG Percentage	High Low	.534 [39-of-73] vs. Bryant (11/14/15) .455 [30-of-66] vs. Siena (11/13/15)	.483 [28-of-58] by Bryant (11/14/15) .422 [27-of-64] by Siena (11/13/15)
3-Pt. FG Made	High Low	13 vs. Bryant (11/14/15) 6 vs. Siena (11/13/15)	13 by Bryant (11/14/15) 7 by Siena (11/13/15)
3-Pt. FG Att.	High Low	26 vs. Bryant (11/14/15) 25 vs. Siena (11/13/15)	26 by Bryant (11/14/15) 16 by Siena (11/13/15)
3-Pt. FG Pct.	High Low	.500 [13-of-26] vs. Bryant (11/14/15) .240 [6-of-25] vs. Siena (11/13/15)	.500 [13-of-26] by Bryant (11/14/15) .438 [7-of-16] by Siena (11/13/15)
FT Made	High Low	26 vs. Siena (11/13/15) 22 vs. Bryant (11/14/15)	13 by Siena (11/13/15) 6 by Bryant (11/14/15)
FT Attempted	High Low	36 vs. Siena (11/13/15) 29 vs. Bryant (11/14/15)	21 by Siena (11/13/15) 12 by Bryant (11/14/15)
FT Percentage	High Low	.759 [22-of-29] vs. Bryant (11/14/15) .722 [26-of-36] vs. Siena (11/13/15)	.619 [13-of-21] by Siena (11/13/15) .500 [6-of-12] by Bryant (11/14/15)
Off. Rebounds	High Low	20 vs. Bryant (11/14/15) 15 vs. Siena (11/13/15)	12 by Siena (11/13/15) 11 by Bryant (11/14/15)
Def. Rebounds	High Low	29 vs. Siena (11/13/15) 23 vs. Bryant (11/14/15)	28 by Siena (11/13/15) 16 by Bryant (11/14/15)
Total Rebounds	High Low	44 vs. Siena (11/13/15) 43 vs. Bryant (11/14/15)	40 by Siena (11/13/15) 27 by Bryant (11/14/15)
Assists	High Low	17 vs. Bryant (11/14/15) 9 vs. Siena (11/13/15)	13 by Bryant (11/14/15) 11 by Siena (11/13/15)
Blocked Shots	High Low	6 vs. Bryant (11/14/15) 5 vs. Siena (11/13/15)	2, 2x; last by Bryant (11/14/15) 2, 2x; last by Bryant (11/14/15)
Steals	High Low	14 vs. Bryant (11/14/15) 8 vs. Siena (11/13/15)	7 by Siena (11/13/15) 1 by Bryant (11/14/15)
Turnovers	High Low	10 vs. Siena (11/13/15) 6 vs. Bryant (11/14/15)	19 by Bryant (11/14/15) 17 by Siena (11/13/15)
Personal Fouls	High Low	17 vs. Siena (11/13/15) 16 vs. Bryant (11/14/15)	29 by Siena (11/13/15) 23 by Bryant (11/14/15)

Individual Game Highs

	DUKE	OPPONENT
Points	28, Grayson Allen vs. Bryant (11/14/15)	24 by Hunter Ware, Bryant (11/14/15)
FG Made	8, 2x; last by Grayson Allen vs. Bryant (11/14/15)	9 by Hunter Ware, Bryant (11/14/15)
FG Attempted	18, Grayson Allen vs. Bryant (11/14/15)	15, 2x; last by Hunter Ware, Bryant (11/14/15)
3-Pt. FG Made	5, Matt Jones vs. Bryant (11/14/15)	6 by Hunter Ware, Bryant (11/14/15)
3-Pt. FG Attempted	9, Brandon Ingram vs. Siena (11/13/15)	11 by Hunter Ware, Bryant (11/14/15)
FT Made	9, Grayson Allen vs. Bryant (11/14/15)	7 by Lavon Long, Siena (11/13/15)
FT Attempted	11, Marshall Plumlee vs. Bryant (11/14/15)	7 by Lavon Long & Javion Ogunyemi, Siena (11/13/15)
Rebounds	12, Amile Jefferson vs. Siena (11/13/15)	8, 2x; last by Dan Garvin, Bryant (11/14/15)
Offensive Rebounds	8, Amile Jefferson vs. Bryant (11/14/15)	4 by Marquis Wright, Siena (11/13/15)
Defensive Rebounds	7, Amile Jefferson & Marshall Plumlee vs. Siena (11/13/15)	7 by Ryan Oliver, Siena (11/13/15)
Assists	6, Grayson Allen vs. Bryant (11/14/15)	6 by Shane McLaughlin, Bryant (11/14/15)
Turnovers	2, 3x; last by Grayson Allen vs. Bryant (11/14/15)	6 by Shane McLaughlin, Bryant (11/14/15)
Blocked Shots	3, Marshall Plumlee vs. Bryant (11/14/15)	1, 4x; last by Nisre Zouzoua & Marcel Pettway, Bryant (11/14/15)
Steals	3, Luke Kennard vs. Bryant (11/14/15)	3 by Marquis Wright, Siena (11/13/15)
Minutes	32, 2x; last by Grayson Allen vs. Bryant (11/14/15)	39 by Shane McLaughlin, Bryant (11/14/15)

Duke Player Season / Career Highs

2015-16		CAREER	2015-16		CAREER
2 - Chase Jeter					
Pts	7 vs. Bryant (11/14/15)	same	Pts	19 vs. Siena (11/13/15)	19, 2x; last vs. Siena (11/13/15)
Rebs	5 vs. Siena (11/13/15)	same	Rebs	12 vs. Siena (11/13/15)	15 vs. Virginia (1/13/14)
Asts	-	-	Asts	1 vs. Bryant (11/14/15)	5 vs. Syracuse (2/1/14)
Blks	1 vs. Bryant (11/14/15)	same	Blks	1 vs. Siena (11/13/15)	6 vs. North Carolina (2/18/15)
Stls	1 vs. Bryant (11/14/15)	same	Stls	2, 2x; last vs. Bryant (11/14/15)	3, 2x; last vs. Pittsburgh (1/19/15)
Mins	16 vs. Bryant (11/14/15)	same	Mins	32 vs. Siena (11/13/15)	34, 2x; last vs. Clemson (3/14/14)
3 - Grayson Allen					
Pts	28 vs. Bryant (11/14/15)	same	Pts	4 vs. Bryant (11/14/15)	same
Rebs	5 vs. Siena (11/13/15)	5, 2x; last vs. Siena (11/13/15)	Rebs	3 vs. Bryant (11/14/15)	same
Asts	6 vs. Bryant (11/14/15)	same	Asts	-	-
Blks	1 vs. Bryant (11/14/15)	2 vs. NC State (3/12/15)	Blks	-	-
Stls	1, 2x; last vs. Bryant (11/14/15)	3 vs. Presbyterian (11/14/14)	Stls	1 vs. Bryant (11/14/15)	same
Mins	35 vs. Bryant (11/14/15)	same	Mins	4 vs. Bryant (11/14/15)	same
5 - Luke Kennard					
Pts	11 vs. Bryant (11/14/15)	same	Pts	1 vs. Siena (11/13/15)	25 vs. South Alabama (12/7/13)^
Rebs	4 vs. Bryant (11/14/15)	same	Rebs	-	19 vs. South Alabama (12/7/13)^
Asts	1 vs. Bryant (11/14/15)	same	Asts	-	2, 6x, last vs. Louisiana Tech (2/5/14)^
Blks	-	-	Blks	-	2, 6x, last vs. Old Dominion (2/20/14)^
Stls	3 vs. Bryant (11/14/15)	same	Stls	-	2 vs. Northwood (12/19/13)^
Mins	26 vs. Siena (11/13/15)	same	Mins	3 vs. Siena (11/13/15)	41 vs. South Alabama (12/7/13)^
12 - Derryck Thornton					
Pts	5 vs. Siena (11/13/15)	same	Pts	8 vs. Bryant (11/14/15)	12 vs. NC State (3/12/15)
Rebs	5 vs. Bryant (11/14/15)	same	Rebs	9 vs. Siena (11/13/15)	10 vs. Robert Morris (3/20/15)
Asts	4 vs. Bryant (11/14/15)	same	Asts	2 vs. Siena (11/13/15)	3 vs. Presbyterian (11/14/14)
Blks	-	-	Blks	3 vs. Bryant (11/14/15)	4 vs. Boston College (1/3/15)
Stls	1 vs. Bryant (11/14/15)	same	Stls	1, 2x; last vs. Bryant (11/14/15)	2, 3x; last vs. Connecticut (12/18/14)
Mins	27 vs. Bryant (11/14/15)	same	Mins	28 vs. Bryant (11/14/15)	same
13 - Matt Jones					
Pts	19 vs. Bryant (11/14/15)	same	Pts	-	3 vs. Fairfield (11/15/14)
Rebs	2 vs. Siena (11/13/15)	6 vs. St. John's (1/25/15)	Rebs	-	2 vs. Presbyterian (11/14/14)
Asts	2, 2x; last vs. Bryant (11/14/15)	4, 2x; last vs. Robert Morris (2/20/15)	Asts	-	1 vs. Presbyterian (11/14/14)
Blks	-	1, 4x; last vs. Wake Forest (3/4/15)	Blks	-	-
Stls	2 vs. Bryant (11/14/15)	3, 3x; last vs. Gonzaga (3/29/15)	Stls	-	-
Mins	26 vs. Siena (11/13/15)	34 vs. San Diego State (3/22/15)	Mins	1 vs. Bryant (11/14/15)	5 vs. Presbyterian (11/14/14)
14 - Brandon Ingram					
Pts	21 vs. Bryant (11/14/15)	same	Pts	-	-
Rebs	5 vs. Siena (11/13/15)	same	Rebs	-	-
Asts	2 vs. Bryant (11/14/15)	same	Asts	-	-
Blks	2 vs. Siena (11/13/15)	same	Blks	-	-
Stls	2, 2x; last vs. Bryant (11/14/15)	same	Stls	-	-
Mins	28 vs. Siena (11/13/15)	same	Mins	-	-
21 - Amile Jefferson					
30 - Antonio Vrankovic					
34 - Sean Obi (^ - at Rice)					
40 - Marshall Plumlee					
45 - Nick Pagliuca					
50 - Justin Robinson					
53 - Brennan Besser					

The Last Time It Happened ...

INDIVIDUAL

30-39 Points by a Player

By Duke 30, Jahliil Okafor vs. Virginia Tech (2/25/15)
By Opp. 30, Dez Wells, Maryland (3/15/13)

40+ Points by a Player

By Duke 40, J.J. Redick vs. Virginia (1/28/06)
By Opp. 40, Bootsy Thornton, St. John's (1/24/99)

Two Players Scored 20 or More Points

By Duke Grayson Allen (28) & Brandon Ingram (21)
vs. Bryant (11/14/15)
By Opp. Rodney Pryor (23) & Marcquise Reed (22)
by Robert Morris (3/20/15)

Three Players Scored 20-29 Points

By Duke Jabari Parker (22), Rodney Hood (22),
Quinn Cook (21) & Rasheed Sulaimon (20)
vs. Davidson (11/8/13)
By Opp. Austin Freeman (20), Greg Monroe (21) &
Chris Wright (21) by Georgetown (1/30/10)

Four Players Scored 20-29 Points

By Duke Jabari Parker (22), Rodney Hood (22),
Quinn Cook (21) & Rasheed Sulaimon (20)
vs. Davidson (11/8/13)
By Opp. n/a

Two Players Scored 30 Or More Points

By Duke Gerald Henderson (35) & Jon Scheyer (30)
vs. Wake Forest (2/22/09)
By Opp. Brian Oliver (31) & Dennis Scott (31)
by Georgia Tech (3/10/90)

10+ Field Goals Made by a Player

By Duke 12, Jahliil Okafor vs. San Diego State (3/22/15)
By Opp. 10, Rodney Pryor, Robert Morris (3/20/15)

15+ Field Goals Made by a Player

By Duke 15, Christian Laettner vs. Ga. Tech (1/11/92)
By Opp. 17, Al Thornton, Florida State (2/4/06)

20-29 Field Goal Attempts by a Player

By Duke 24, Jabari Parker vs. Virginia (3/16/14)
By Opp. 22, Marcquise Reed, Robert Morris (3/20/15)

30+ Field Goal Attempts by a Player

By Duke 31, Bob Verga vs. Penn State (1/3/67)
By Opp. 32, Al Thornton, Florida State (2/4/06)

Player Shot 1.000 With 5+ Field Goal Attempts

By Duke 6-6, Marshall Plumlee vs. NC State (3/12/15)
By Opp. 5-5, Gabe Knutson, Lehigh (3/16/12)

Player Shot .800 With 10+ Field Goal Attempts

By Duke 9-11 (.818), Jahliil Okafor vs. Robert Morris (3/20/15)
By Opp. 8-10 (.800), Kennedy Meeks, North Carolina (2/18/15)

Player Shot .900 With 10+ Field Goal Attempts

By Duke 9-10 (.900), Jahliil Okafor vs. Presbyterian (11/14/14)
By Opp. 9-10 (.900), Reggie Johnson, Miami [Fla.] (1/2/11)

5+ 3pt Field Goals Made by a Player

By Duke 5, Matt Jones vs. Bryant (11/14/15)
By Opp. 6, Hunter Ware, Bryant (11/14/15)

10+ 3pt Field Goal Attempts by a Player

By Duke 10, Quinn Cook vs. Robert Morris (3/20/15)
By Opp. 11, Hunter Ware, Bryant (11/14/15)

Player Shot .800 With 5+ 3pt Field Goal Attempts

By Duke 5-6 (.833), Matt Jones vs. Bryant (11/14/15)
By Opp. 4-5 (.800), Marquis Wright, Siena (11/13/15)

10+ Free Throws Made by a Player

By Duke 12, Tyus Jones vs. North Carolina (3/7/15)
By Opp. 10, Manu Lecomte, Miami (1/13/15)

15+ Free Throws Made by a Player

By Duke 15, Jason Williams vs. N.C. State (1/10/01)
By Opp. 15, Al Thornton, Florida State (2/4/06)

10+ Free Throws Attempted by a Player

By Duke Marshall Plumlee (11) & Grayson Allen (10)
vs. Bryant (11/14/15)
By Opp. 12, Devin Bookert, Florida State (2/9/15)

15+ Free Throws Attempted by a Player

By Duke 17, Jahliil Okafor vs. Boston College (1/3/15)
By Opp. 17, Anthony Gill, Virginia (3/16/14)

Player Shot 1.000 With 10+ Free Throw Attempts

By Duke 12-of-12, Tyus Jones vs. North Carolina (3/7/15)
By Opp. 10-of-10, Jerami Grant, Syracuse (2/1/14)

10+ Rebounds by a Player

By Duke 11, Amile Jefferson vs. Bryant (11/14/15)
By Opp. 12, Frank Kaminsky, Wisconsin (4/6/15)

15+ Rebounds by a Player

By Duke 17, Jahliil Okafor vs. Notre Dame (1/28/15)
By Opp. 15, Akil Mitchell, Virginia (3/16/14)

20+ Rebounds by a Player

By Duke 20, Jahliil Okafor vs. Elon (12/15/14)
By Opp. 20, DeJuan Blair, Pittsburgh (12/20/07)

Two Players with 10 or More Rebounds

By Duke Justise Winslow (11) & Marshall Plumlee (10),
vs. Robert Morris (3/20/15)
By Opp. Stefan Nastic (13) & Reid Travis (12),
Stanford (11/22/14)

5+ Offensive Rebounds by a Player

By Duke Amile Jefferson (8) and Marshall Plumlee (5)
vs. Bryant (11/14/15)
By Opp. 5, Jakob Poeltl, Utah (3/27/15)

10+ Defensive Rebounds by a Player

By Duke 11, Justise Winslow vs. San Diego State (3/22/15)
By Opp. 11, Frank Kaminsky, Wisconsin (4/6/15)

10+ Assists by a Player

By Duke 12, Tyus Jones vs. Florida State (2/9/15)
By Opp. 12, Jerian Grant, Notre Dame (1/28/15)

5+ Blocked Shots by a Player

By Duke 6, Amile Jefferson vs. North Carolina (2/18/15)
By Opp. 5, Rakeem Christmas, Syracuse (2/14/15)

5+ Steals by a Player

By Duke 6, Justise Winslow vs. Wake Forest (3/4/15)
By Opp. 5, Trevor Cooney, Syracuse (2/14/15)

Double-Double by a Player*

By Duke 11/11, Amile Jefferson vs. Bryant (11/14/15)
By Opp. 21/12, Frank Kaminsky, Wisconsin (4/4/15)

20 - 20 Games (Points - Rebounds)

By Duke 25/20, Jahliil Okafor vs. Elon (12/15/14)
By Opp. 26/24, Sean May, North Carolina (3/6/05)

Triple-Double by a Player^

By Duke 19/11/10 blocks, Shelden Williams
vs. Maryland (1/11/06)
By Opp. 16/15/10 blocks, Tree Rollins
Clemson (2/23/77)

*Double-doubles are points and rebounds unless otherwise indicated
^Triple-doubles are points, rebounds, and assists unless indicated

Duke Miscellaneous Statistics

Games as Leading Scorer	
Grayson Allen	2
Games as Leading Rebounder	
Amile Jefferson	2
Games Leading in Assists	
Grayson Allen	2
Matt Jones	1
Marshall Plumlee	1
Derryck Thornton	1
Double-Figure Scoring Games	
Grayson Allen	2
Brandon Ingram	2
Amile Jefferson	2
Matt Jones	2
Luke Kennard	1
30+ Point Games	
20+ Point Games	
Grayson Allen	2
Brandon Ingram	1
20+ Rebound Games	
10+ Rebound Games	
Amile Jefferson	2
Double-Doubles	
Amile Jefferson	2
10+ Assist Games	
Dunks	
Opponent	1
Duke	11
Grayson Allen	3
Brandon Ingram	3
Luke Kennard	2
Amile Jefferson	1
Chase Jeter	1
Marshall Plumlee	1
Charges Drawn	
Opponent	2
Duke	1
Luke Kennard	1
Technical Fouls	
Opponent	0
Duke	0
Forced Five-Second Calls	
Opponent	1
Duke	0
Four-Point Plays	
Opponent	0
Duke	0
Three-Point Plays	
Opponent	2
Duke	4
Amile Jefferson	1
Chase Jeter	1
Matt Jones	1
Marshall Plumlee	1
Jump Balls Controlled	
Opponent	2
Duke	0

Duke's First Substitution	
Luke Kennard	2
Derryck Thornton	2
Chase Jeter	1
Largest Halftime Lead	
27 [59-32] vs. Bryant (11/14/15)	
Largest Halftime Deficit	
Largest Duke Lead	
40 [113-73] vs. Bryant (11/14/15)	
Largest Duke Deficit	
2 [15-13] vs. Siena (11/13/15)	
Largest Duke Win	
38 [113-75] vs. Bryant (11/14/15)	
Largest Duke Defeat	
Most Consecutive Points Scored	
13 vs. Siena (11/13/15)	
Most Consecutive Points Allowed	
8 vs. Bryant (11/14/15)	
Longest Winning Streak	
2, Nov. 14 - Nov. 15	
Longest Losing Streak	
Largest Home Crowd	
9,314, 2x; last vs. Bryant (11/14/15)	
Largest Road Crowd	
Largest Neutral Crowd	

DUKE'S 2015-16 RECORD WHEN ...

Plays at home	2-0
Plays on the road	0-0
Plays at neutral site	0-0
Record vs. the ACC (regular season)	0-0
Record against non-conference	2-0
Wins the game before	1-0
Loses the game before	0-0
Leads at half	2-0
Trails at half	0-0
Tied at half	0-0
Plays an overtime game	0-0
Shoots 50% or better	1-0
Shoots less than 50%	1-0
Opp. shoots 50% or less	2-0
Shoots better than opp.	2-0
Shoots worse than opp.	0-0
Has more FTs made than opp.	2-0
Has equal FTs made	0-0
Has less FTs made than opp.	0-0
Outrebounds opp.	2-0
Is outrebounded	0-0
Has equal rebounds	0-0
Has more TOs than opp.	0-0
Has equal or less TOs than opp.	2-0
Scores more/equal bench pts.	1-0
Scores less bench pts.	1-0
Plays a ranked opp.	2-0
Makes 5+ 3-Pt. shots	0-0
No Duke player fouls out	2-0
1+ Duke player fouls out	0-0
Has 20+ assists	0-0
Wears white uniforms	2-0
Wears blue uniforms	0-0
Wears black uniforms	0-0
Plays in tournaments	2-0
Plays on television	2-0
Plays in November	2-0
Plays in December	0-0
Plays in January	0-0
Plays in February	0-0
Plays in March	0-0
Plays in April	0-0
Plays during the day	0-0
Plays at night	2-0
Plays on Sunday	0-0
Plays on Monday	0-0
Plays on Tuesday	0-0
Plays on Wednesday	0-0
Plays on Thursday	0-0
Plays on Friday	1-0
Plays on Saturday	1-0
Margin is 5 pts. or less	0-0
Margin is 10 pts. or less	0-0
Margin is between 11-20	1-0
Margin is more than 20	1-0
Has a 20-pt. scorer	2-0
Has a 30-pt. scorer	0-0
Scores 59 points or less	0-0
Scores 60+ points	2-0
Scores 70+ points	2-0
Scores 80+ points	2-0
Scores 90+ points	2-0
Scores 100+ points	1-0

Duke Basketball in the Polls

The Duke basketball program has held a prominent spot in the national basketball scene since the beginning of the post-World War II era. The final national rankings are just one measuring stick in which the Blue Devils are among the elite in the history of the sport.

In the Coach K era, which began in 1980-81, Duke has finished in the Associated Press top 25 a total of 29 seasons, including seven times as the No. 1 team in the nation. With consecutive AP number one finishes from 1999-2002, Duke became the first school in college basketball history to be ranked at the top of the final AP poll for four straight years.

- Duke has been ranked No. 1 in 19 of the past 30 years (AP & USA Today polls).
- **Mike Krzyzewski** has spent more weeks ranked in the top 25 (546 weeks), top 10 (480) and No. 1 (109) than any other active coach (AP poll only).
- Duke has been ranked No. 1 in 96 weeks since 1990, the most by any school in the nation. The next closest school is North Carolina at 52 weeks during the same time period.
- Duke has been No. 1 109 weeks (218 games, 190-28) in the AP poll since 1986.
- Of the 1,198 games coached at Duke by **Mike Krzyzewski**, 1,057 of them have come as a ranked team (88.2 percent). Duke's record as a ranked team since 1981 is 870-187.
- Under Coach K, Duke has played more games as a No. 1 team (218) than it has as an unranked team (141).
- The Blue Devils were ranked in the top 25 of the AP poll in 380 consecutive games (Nov. 20, 1996-Feb. 11, 2007).
- Duke has been ranked No. 1 in the nation 127 weeks overall, the second-highest figure in NCAA history behind only UCLA (134).
- Duke finished in the top 10 for 10 consecutive seasons from 1997-2006 – second all-time behind UCLA (13 straight years - 1967-79).
- Duke's 1991-92 team is one of only 12 schools in college basketball history to be ranked No. 1 for the entire season.
- Duke has been ranked in 359 of the last 361 AP polls (dating back to the start of the 1996-97 season). The Blue Devils have been ranked in the top 10 for 328 weeks in that span.

NO. 1. BLUE DEVILS

• The Blue Devils have been ranked No. 1 in the AP Poll in 16 different seasons under **Mike Krzyzewski**.

Seasons Ranked No. 1

Mike Krzyzewski	16
John Wooden	12
Roy Williams	11
Dean Smith	10

FINAL NO. 1 RANKINGS

• Since 1986, Duke has claimed the No. 1 ranking in the final AP poll seven times. The Blue Devils finished the season ranked No. 1 in the AP poll for four consecutive seasons (1999-2002), an unprecedented feat in college basketball history.

End Of Season No. 1 Rankings

Duke	7
North Carolina	3
UNLV	2
Kansas	2
Ohio State	2
Kentucky	2

COACH K AT NO. 1

• **Mike Krzyzewski** has coached in 218 games with his Blue Devils as the nation's No. 1 team (AP poll only), compiling a 190-28 (.872) record. Coach K's 218 games at No. 1 rank second all-time in NCAA history, as do his 190 victories:

Coach	No. of Games as No. 1 Team	Record (Pct.)
John Wooden	228	217-11 (.952)
Mike Krzyzewski	218	190-28 (.872)
Dean Smith	134	113-21 (.843)
Adolph Rupp	118	100-18 (.847)

MORE FROM THE TOP SPOT

• Since the 1997-98 season, Duke has been ranked No. 1 in the AP poll 72 weeks, 35 more than the next closest team. The Blue Devils reached the top ranking seven consecutive seasons from 1998-2004, becoming just the second program in NCAA history to accomplish that feat. UCLA holds the record with 12 consecutive seasons being ranked No. 1 at some point (1964-75).

Top-ranked Teams (since 1997-98)

	Seasons Ranked No. 1	Weeks Ranked No. 1
Duke	11	72
North Carolina	6	37
Kentucky	5	31
Connecticut	5	27
Arizona	4	26
Kansas	5	21
Stanford	3	16
Illinois	1	15
Florida	4	14
Cincinnati	1	12
Syracuse	3	10
Ohio State	2	9
Indiana	1	9
UCLA	1	6
Memphis	1	5
Michigan State	2	5
Gonzaga	1	3
Pittsburgh	1	3
Wake Forest	2	3
Louisville	2	2
Alabama	1	2
Texas	1	2
St. Joseph's	1	1
Wisconsin	1	1
Tennessee	1	1
Michigan	1	1

DUKE IN THE AP POLL

Total Polls Ranked	736
Top 10 Rankings	619
Longest Consecutive Polls Ranked	200 ¹
Current Streak	156

Years Ranked

Total Years	55
Consecutive Years	33
Current Streak	33

Final Poll

Total Polls	44
Top 10	35
High Rank	1 (seven times)

No. 1 Ranking

Total Rankings	127
Most No. 1 Weeks in Succession	18

Weeks Ranked By Ranking

First Ranked: Dec. 11, 1951 (No. 12)

Last Ranked: Nov. 2, 2015 (No. 5)

Rank	Weeks
No. 1	127
No. 2	76
No. 3	72
No. 4	47
No. 5	52
No. 6	67
No. 7	51
No. 8	53
No. 9	36
No. 10	39
No. 11	17
No. 12	13
No. 13	16
No. 14	13
No. 15	10
No. 16	12
No. 17	13
No. 18	9
No. 19	8
No. 20	5
No. 21	2
No. 22	-
No. 23	1
No. 24	-
No. 25	-

¹ - Duke was ranked in the top 25 of 200 consecutive AP polls from 1997 through 2007, the second-longest streak in college basketball history.

DUKE IN THE RANKINGS

Date	AP	Coaches
Preseason	5	4

ALL-TIME RECORD - RANKED

Rk	W-L	Pct.
1	214-33	.866
2	121-20	.858
3	115-23	.833
4	81-15	.844
5	80-25	.762
6	114-31	.786
7	81-23	.779
8	76-18	.817
9	53-14	.791
10	39-13	.750
11	20-9	.690
12	18-6	.750
13	28-4	.875
14	15-4	.789
15	16-5	.762
16	11-10	.523
17	16-9	.640
18	9-4	.692
19	6-7	.462
20	8-0	1.000
21	2-1	.667
22	0-0	-
23	2-0	1.000
24	0-0	-
25	0-0	-
Total	1,124-274	.804

ALL-TIME RECORD - VS. RANKED

Rk	W-L	Pct.
1	9-21	.300
2	16-26	.381
3	14-22	.371
4	11-19	.367
5	11-19	.367
6	16-9	.640
7	16-15	.516
8	9-17	.346
9	14-14	.500
10	10-7	.588
11	15-13	.536
12	12-5	.706
13	16-10	.615
14	19-8	.704
15	13-8	.619
16	9-6	.600
17	11-10	.524
18	11-8	.579
19	13-7	.650
20	10-10	.500
21	6-1	.857
22	7-3	.700
23	10-2	.833
24	6-2	.750
25	2-1	.667
Total	286-273	.512

(AP poll only)

NO. 1 RANKINGS SINCE 1990

• Duke has been ranked No. 1 a total of 96 weeks since 1990, 44 more weeks than the next closest school (North Carolina).

Weeks Ranked No. 1 (since 1990)

Duke	96
North Carolina	52
Kansas	46
Kentucky	36
Connecticut	29
Arizona	26
UNLV	18
Stanford	16
Cincinnati	15
Illinois	15
Arkansas	11

ACC SCHOOLS AT NO. 1

• Duke has earned 127 No. 1 rankings all-time. The Blue Devils' 127 top rankings are 19 more than the next closest ACC school.

Weeks Ranked No. 1 (ACC schools only)

Duke	127
North Carolina	108
NC State	13
Virginia	12
Syracuse	3
Wake Forest	3
Georgia Tech	1
Boston College	0
Clemson	0
Florida State	0
Louisville	0
Miami	0
Notre Dame	0
Pittsburgh	0
Virginia Tech	0

Rankings include only those since schools joined ACC

CONSECUTIVE AP POLLS RANKED

• Duke was ranked in the top 25 of 200 consecutive AP polls from 1996 through 2007, the second-longest streak in college basketball history.

• The Blue Devils have an active string of 156 straight weeks ranked as well as a string of 143 consecutive weeks ranked from 1986 through the beginning of the 1994-95 season.

All-Time Consecutive AP Polls Ranked

Team	Consecutive AP Polls Ranked
1. UCLA	221 (1966-80)
2. Duke	200 (1996-07)
3. North Carolina	172 (1990-00)
4. North Carolina	171 (1972-82)
5. Marquette	166 (1969-79)
6. Kentucky	164 (1990-99)
7. Duke	156 (2007-present)*
8. Kansas	145 (1991-99)
9. Duke	143 (1986-95)
10. Arizona	141 (1987-95)

* Denotes active streak

CONSECUTIVE SEASONS AT NO. 1

• Duke was ranked No. 1 in the AP Poll for seven straight seasons from 1998-2004, the second longest stretch in NCAA history.

Most Consecutive Seasons Ranked No. 1

Team	Consecutive Seasons	Years
UCLA	12	1964-75
Duke	7	1998-04
Kansas	5	1994-97
Duke	3	1992-94
North Carolina	3	1986-88
North Carolina	3	1982-84
North Carolina	3	1957-59

AP TOP 10 RANKING STREAK

• Duke was ranked in the top 10 of the AP Poll an ACC-record 122 consecutive weeks prior to falling to No. 16 in the Jan. 6, 2014, poll.

• The last time prior to the Jan. 6 poll that Duke was not ranked in the top 10 was Nov. 19, 2007.

Consecutive Weeks Ranked in the AP Top 10 - ACC

Team	Weeks	Span
Duke	122	11/26/07 - 1/6/14
Duke	75	12/26/61 - 12/6/66
Duke	69	1/22/91 - 12/26/94
Maryland	68	11/25/72 - 3/2/76
Duke	67	12/20/99 - 3/3/03

Consecutive Weeks Ranked in the AP Top 10 - NCAA

Team	Weeks	Span
UCLA	155	11/15/66 - 1/20/76
Duke	122	11/26/07 - 1/6/14
Kentucky	91	3/14/94 - 2/15/99
Kansas	76	11/21/94 - 12/7/98
Duke	75	12/26/61 - 12/6/66
Duke	69	1/22/91 - 12/26/94
Maryland	68	11/25/72 - 3/2/76
Duke	67	12/20/99 - 3/3/03
Marquette	66	2/17/70 - 2/26/74
North Carolina	62	3/6/06 - 11/16/09
North Carolina	62	2/26/85 - 1/10/89

2015-16 Box Scores

[5/-] Duke 92, Siena 74 Game 1 • Nov. 13, 2015 • Durham, N.C.													[5/-] Duke 113, Bryant 75 Game 2 • Nov. 14, 2015 • Durham, N.C.												
Siena		FG	3FG	FT	REB	PF	TP	A	TO	B	S	Min	Bryant		FG	3FG	FT	REB	PF	TP	A	TO	B	S	Min
Ogunyemi	f	6-15	0-1	3-7	2-3-5	5	15	0	2	1	1	30	Garvin	f	3-9	1-2	1-3	2-6-8	4	8	1	3	0	0	24
Bisping	f	3-9	1-3	3-5	0-6-6	4	10	1	1	1	1	31	Scocca	f	0-1	0-0	3-4	0-0-0	4	3	0	0	0	0	13
Wright	g	8-14	4-5	0-0	4-3-7	5	20	5	3	0	3	25	Ware	g	9-15	6-11	0-0	0-0-0	0	24	2	2	0	0	37
Oliver	g	2-4	1-2	0-0	1-7-8	5	5	1	1	0	0	22	Kostur	g	0-0	0-0	1-2	0-1-1	3	1	1	4	0	0	13
Long	g	4-8	0-0	7-7	0-5-5	3	15	3	5	0	1	33	McLaughlin	g	2-3	0-0	1-3	0-2-2	4	5	6	6	0	0	39
Wormley		1-3	1-2	0-0	1-1-2	1	3	0	2	0	1	18	Zouzoua		6-12	4-7	0-0	2-2-4	4	16	1	2	1	1	35
Gottfried		1-1	0-0	0-0	0-0-0	0	2	0	0	0	0	3	Toe		0-0	0-0	0-0	0-0-0	0	0	0	0	0	0	1
Clareth		1-6	0-2	0-2	2-1-3	2	2	1	2	0	0	16	McHugh		0-1	0-0	0-0	0-1-1	0	0	1	0	0	0	1
Merrill		0-0	0-0	0-0	0-0-0	0	0	0	0	0	0	0+	Pettway		4-8	0-0	0-0	2-1-3	2	8	0	0	1	0	19
Paige		0-0	0-0	0-0	0-0-0	0	0	0	1	0	0	2	Riley		3-6	2-4	0-0	2-3-5	2	8	1	2	0	0	14
LaRose		0-0	0-0	0-0	0-0-0	1	0	0	0	0	0	3	Levene		1-2	0-1	0-0	0-0-0	0	2	0	0	0	0	1
Fisher		1-3	0-1	0-0	1-0-1	2	2	0	0	0	0	10	Oakley		0-1	0-1	0-0	0-0-0	0	0	0	0	0	0	3
Silas		0-1	0-0	0-0	0-2-2	1	0	0	0	0	0	7	Team					3-0-3							
Team					1-0-1								Totals		28-58	13-26	6-12	11-16-27	23	75	13	19	2	1	200
Totals		27-64	7-16	13-21	12-28-40	29	74	11	17	2	7	200	Pct.		48.3	50.0	50.0	DR: 2,1							
Pct.		42.2	43.8	61.9	DR: 3																				
FGS (1st half: 9-29, 31.0%; 2nd half: 18-35, 51.4%)													FGS (1st half: 12-25, 48.0%; 2nd half: 16-33, 48.5%)												
3FGS (1st half: 2-8, 25.0%; 2nd half: 5-8, 62.5%)													3FGS (1st half: 4-11, 36.4%; 2nd half: 9-15, 60.0%)												
FTS (1st half: 7-11, 63.6%; 2nd half: 6-10, 60.0%)													FTS (1st half: 4-7, 57.1%; 2nd half: 2-5, 40.0%)												
Duke		FG	3FG	FT	REB	PF	TP	A	TO	B	S	Min	Duke		FG	3FG	FT	REB	PF	TP	A	TO	B	S	Min
Ingram	f	5-16	1-9	4-6	1-4-5	3	15	1	1	2	2	28	Ingram	f	7-11	4-6	3-4	1-2-3	2	21	2	1	1	2	24
Jefferson	f	7-9	0-0	5-9	5-7-12	1	19	0	2	1	2	32	Jefferson	f	5-9	0-0	1-1	8-3-11	3	11	1	0	0	2	24
Plumlee	c	1-1	0-0	2-4	2-7-9	4	4	2	2	2	1	20	Plumlee	c	1-3	0-0	6-11	5-3-8	2	8	1	1	3	1	28
Allen	g	8-13	2-5	8-8	1-4-5	1	26	2	1	0	1	31	Allen	g	8-18	3-7	9-10	1-2-3	1	28	6	2	1	1	32
Jones	g	4-8	1-4	1-1	1-1-2	1	10	2	1	0	1	26	Jones	g	7-9	5-6	0-0	1-0-1	3	19	2	1	0	2	22
Jeter		0-3	0-0	3-4	2-3-5	2	3	0	1	0	0	11	Jeter		2-3	0-0	3-3	2-2-4	2	7	0	0	1	1	16
Kennard		4-8	1-3	0-0	0-1-1	3	9	0	0	0	1	26	Kennard		5-9	1-5	0-0	0-4-4	1	11	1	0	0	3	22
Thornton		1-8	1-4	2-2	1-2-3	1	5	2	1	0	0	22	Thornton		2-9	0-2	0-0	1-4-5	2	4	4	1	0	1	27
Vrankovic		0-0	0-0	0-0	1-0-1	0	0	0	0	0	0	1	Vrankovic		2-2	0-0	0-0	1-2-3	0	4	0	0	0	1	4
Obi		0-0	0-0	1-2	0-0-0	1	1	0	0	0	0	3	Pagliuca		0-0	0-0	0-0	0-0-0	0	0	0	0	0	0	1
Team					1-0-1								Team					0-1-1							
Totals		30-66	6-25	26-36	15-29-44	17	92	9	10	5	8	200	Totals		39-73	13-26	22-29	20-23-43	16	113	17	6	6	14	200
Pct.		45.5	24.0	72.2	DR: 3,1								Pct.		53.4	50.0	75.9	DR: 4							
FGS (1st half: 14-33, 42.4%; 2nd half: 16-33, 48.5%)													FGS (1st half: 17-35, 48.6%; 2nd half: 22-38, 57.9%)												
3FGS (1st half: 3-14, 21.4%; 2nd half: 3-11, 27.3%)													3FGS (1st half: 8-11, 72.7%; 2nd half: 5-15, 33.3%)												
FTS (1st half: 13-16, 81.3%; 2nd half: 13-20, 65.0%)													FTS (1st half: 17-20, 85.0%; 2nd half: 5-9, 55.6%)												
Officials: Matt Curtin, Nathan Farrell, Tony Chiazza Attendance: 9,314 • Technical Fouls: None													Officials: Donnie Eppley, Jim Bruno, Joe Palacz Attendance: 9,314 • Technical Fouls: None												
Score by Periods													Score by Periods												
Siena		1st	2nd	Total									Bryant		1st	2nd	Total								
Siena		27	47	74									Bryant		32	43	75								
Duke		44	48	92									Duke		59	54	113								

2015-16 Duke Basketball
Duke Combined Team Statistics (as of Nov 14, 2015)
All games

RECORD:	OVERALL	HOME	AWAY	NEUTRAL
ALL GAMES	2-0	2-0	0-0	0-0
CONFERENCE	0-0	0-0	0-0	0-0
NON-CONFERENCE	2-0	2-0	0-0	0-0

##	Player	gp-gs	min	avg	Total		3-Point		F-Throw		Rebounds				pf	dq	a	to	blk	stl	pts	avg
					fg-fga	fg%	3fg-fga	3fg%	ft-fta	ft%	off	def	tot	avg								
03	Grayson Allen	2-2	63	31.5	16-31	.516	5-12	.417	17-18	.944	2	6	8	4.0	2	0	8	3	1	2	54	27.0
14	Brandon Ingram	2-2	52	26.0	12-27	.444	5-15	.333	7-10	.700	2	6	8	4.0	5	0	3	2	3	4	36	18.0
21	Amile Jefferson	2-2	56	28.0	12-18	.667	0-0	.000	6-10	.600	13	10	23	11.5	4	0	1	2	1	4	30	15.0
13	Matt Jones	2-2	48	24.0	11-17	.647	6-10	.600	1-1	1.000	2	1	3	1.5	4	0	4	2	0	3	29	14.5
05	Luke Kennard	2-0	48	24.0	9-17	.529	2-8	.250	0-0	.000	0	5	5	2.5	4	0	1	0	0	4	20	10.0
40	Marshall Plumlee	2-2	48	24.0	2-4	.500	0-0	.000	8-15	.533	7	10	17	8.5	6	0	3	3	5	2	12	6.0
02	Chase Jeter	2-0	27	13.5	2-6	.333	0-0	.000	6-7	.857	4	5	9	4.5	4	0	0	1	1	1	10	5.0
12	Derryck Thornton	2-0	49	24.5	3-17	.176	1-6	.167	2-2	1.000	2	6	8	4.0	3	0	6	2	0	1	9	4.5
30	Antonio Vrankovic	2-0	5	2.5	2-2	1.000	0-0	.000	0-0	.000	2	2	4	2.0	0	0	0	0	0	1	4	2.0
34	Sean Obi	1-0	3	3.0	0-0	.000	0-0	.000	1-2	.500	0	0	0	0.0	1	0	0	0	0	0	1	1.0
45	Nick Paollicca	1-0	1	1.0	0-0	.000	0-0	.000	0-0	.000	0	0	0	0.0	0	0	0	0	0	0	0	0.0
Team											1	1	2				1					
Total.....		2	400		69-139	.496	19-51	.373	48-65	.738	35	52	87	43.5	33	0	26	16	11	22	205	102.5
Opponents.....		2	400		55-122	.451	20-42	.476	19-33	.576	23	44	67	33.5	52	3	24	36	4	8	149	74.5

TEAM STATISTICS	DU	OPP	Date	Opponent	Score	Att.
SCORING	205	149	11/13/15	SIENA	w 92-74	9314
Points per game	102.5	74.5	11/14/15	BRYANT	w 113-75	9314
Scoring margin	+28.0	-	* - Conference game			
FIELD GOALS-ATT	69-139	55-122				
Field goal pct	.496	.451				
3 POINT FG-ATT	19-51	20-42				
3-point FG pct	.373	.476				
3-pt FG made per game	9.5	10.0				
FREE THROWS-ATT	48-65	19-33				
Free throw pct	.738	.576				
F-Throws made per game	24.0	9.5				
REBOUNDS	87	67				
Rebounds per game	43.5	33.5				
Rebounding margin	+10.0	-				
ASSISTS	26	24				
Assists per game	13.0	12.0				
TURNOVERS	16	36				
Turnovers per game	8.0	18.0				
Turnover margin	+10.0	-				
Assist/turnover ratio	1.6	0.7				
STEALS	22	8				
Steals per game	11.0	4.0				
BLOCKS	11	4				
Blocks per game	5.5	2.0				
ATTENDANCE	18628	0				
Home games-Avg/Game	2-9314	0-0				
Neutral site-Avg/Game	-	0-0				

Score by Periods	1st	2nd	Totals
Duke	103	102	205
Opponents	59	90	149