



KENTUCKY

2015-16 MEN'S BASKETBALL

SCHEDULE/RESULTS (2-0, 0-0 SEC)

Date	Opponent	Time/Result
N. 2	[^] OTTAWA	W, 117-58
N. 6	[^] KENTUCKY STATE	W, 111-58
N.13	¹ ALBANY	W, 78-65
N.14	¹ NJIT	W, 87-57
N. 17	² vs. No. 5/4 Duke	7:30 p.m.
N. 20	WRIGHT STATE	8 p.m.
N. 24	³ BOSTON UNIVERSITY	9 p.m.
N. 27	³ vs. South Florida	5 p.m.
N. 30	ILLINOIS STATE	7 p.m.
D. 3	at UCLA	9 p.m.
D. 9	EASTERN KENTUCKY	7 p.m.
D. 12	ARIZONA STATE	3:15 p.m.
D. 19	⁴ Ohio State	3:30 p.m.
D. 26	LOUISVILLE	Noon
J. 2	[^] OLE MISS	7 p.m.
J. 5	[^] at LSU	9 p.m.
J. 9	[^] at Alabama	6 p.m.
J. 12	[^] MISSISSIPPI STATE	7 p.m.
J. 16	[^] at Auburn	4 p.m.
J. 21	[^] at Arkansas	7 p.m.
J. 23	[^] VANDERBILT	TBA
J. 27	[^] MISSOURI	9 p.m.
J. 30	⁵ at Kansas	2-7 p.m.
F. 2	[^] at Tennessee	7 p.m.
F. 6	[^] FLORIDA	4 p.m.
F. 9	[^] GEORGIA	9 p.m.
F. 13	[^] at South Carolina	Noon
F. 18	[^] TENNESSEE	7/8 p.m.
F. 20	[^] at Texas A&M	TBA
F. 23	[^] ALABAMA	7 p.m.
F. 27	[^] at Vanderbilt	4 p.m.
M.	[^] at Florida	7 p.m.
M. 5	[^] LSU	2 p.m.
M. 9-13	⁶ SEC Tournament	TBA

All Times Eastern; HOME GAMES in BOLD CAPS
 All dates and times are subject to change
[^]-Exhibition Games; ^{*}-Conference Games;
¹-Game time will be announced the week of Jan 4 with a start time no earlier than 2 p.m. ET and no later than 7 p.m. ET;
 1-Hoophall Miami Invitational (Rupp Arena, Lexington, Ky.);
 2-Champions Classic (United Center, Chicago);
 3-Hoophall Miami Invitational (American Airlines Arena, Miami);
 4-CBS Sports Classic (Barclays Center, Brooklyn, N.Y.);
 5-Big 12/SEC Challenge (Allen Fieldhouse, Lawrence, Kan.);
 6-SEC Tournament (Bridgestone Arena, Nashville, Tenn.)

No. 2/1 KENTUCKY Wildcats (2-0) vs. No. 5/4 DUKE Blue Devils (2-0)

Tuesday, Nov. 17 • 7:30 p.m. ET • United Center (20,500) • Chicago

THE MATCHUP | #UKvsDUKE



About the Series

All-Time Record: UK leads 11-9

Last Meeting: Duke won 75-68 (11/13/2012)

Streak: Duke has won three in a row



Head Coach: John Calipari
Overall On-Court Record: 637-178 (.782)
Record at Kentucky: 192-38 (.835)
Record vs. Duke: 0-2

Head Coach: Mike Krzyzewski
Overall On-Court Record: 947-251 (.790)
Record at Duke: 1,020-310 (.767)
Record vs. Kentucky: 4-1

UK PROBABLE LINEUP (BASED OFF LAST OUTING)

00



Marcus Lee

Jr. / F / 6-9 / 224
Antioch, Calif.

- Averaging 11.0 points and 8.0 rebounds per game
- Posted 10 points and 8 boards vs. NJIT
- Played in all 39 games during the 2014-15 season

1



Skal Labissiere

Fr. / F / 6-11 / 225
Port-au-Prince, Haiti

- Scored a team-high 26 points vs. NJIT
- Leads team in scoring average at 17.5 a game
- Named SEC Co-Freshman of the Week

3



Tyler Ulis

So. / G / 5-9 / 160
Chicago

- Tallied 12 points and 4 assists vs. Albany
- Dished out 5 assists and just 1 turnover vs. NJIT
- Preseason All-SEC First Team

23



Jamal Murray

Fr. / G / 6-4 / 207
Kitchener, Ontario

- Led the team with 19 pts. and 8 assts. vs. Albany
- Posted 22 pts., 12 rebs. and 9 assts. vs. Ottawa
- Averaged 21 points and 6 assists in exhibitions

35



Derek Willis

Jr. / F / 6-9 / 220
Mt. Washington, Ky.

- Made first career start vs. NJIT
- Scored a career-high 14 points vs. Albany
- Averaging 12.5 points in two games

TV AND RADIO INFO

TV: ESPN

Dan Shulman (PxP)
Jay Bilas (Analyst)
Shannon Spake (Sideline)



Radio: UK Radio Network

Tom Leach (PxP)
Mike Pratt (Analyst)



Satellite Radio:

Sirius Channel | XM Channel
84 | 84

WHAT YOU NEED TO KNOW

- UK was picked to win its 47th regular-season SEC championship by the media
- The Wildcats lost 85.9 percent of their scoring and 77.3 percent of their rebounding from last year's Final Four team
- Derek Willis scored a career-high 14 points in UK's win over Albany, earning him his first career start vs. NJIT
- Jamal Murray led Kentucky vs. Albany with 19 points, eight assists and three steals
- Against NJIT, Skal Labissiere led all scorers with 26 points. He leads UK in scoring with a 17.5 average
- Kentucky's plus-31 rebounding margin vs. NJIT was its highest of the Coach Cal era

BY THE NUMBERS

- 2,180**
National all-time wins leader
- 104-4**
Rupp Arena record under Calipari
- +31**
UK's rebounding margin vs. NJIT, best in the Coach Cal era
- 17.5**
Skal Labissiere's scoring average through two games

2015-16 ROSTER

No.	Name	Pos.	Ht.	Wt.	Cl.	Hometown (Previous School)
00	Marcus Lee	F	6-9	224	Jr.	Antioch, Calif. (Deer Valley)
1	Skal Labissiere	F	6-11	225	Fr.	Port-au-Prince, Haiti (Lausanne Collegiate)
3	Tyler Ulis	G	5-9	160	So.	Chicago (Marian Catholic)
4	Charles Matthews	G	6-6	189	Fr.	Chicago (Saint Rita)
10	Jonny David	G	6-2	175	Fr.	Pittsburgh (Mt. Lebanon)
11	Mychal Mulder	G	6-4	185	Jr.	Windsor, Ontario (Vincennes University)
13	Isaiah Briscoe	G	6-3	202	Fr.	Union, N.J. (Roselle Catholic)
15	Isaac Humphries	F	7-0	260	Fr.	Sydney, Australia (La Lumiere School)
22	Alex Poythress	F	6-8	230	Sr.	Clarksville, Tenn. (Northeast)
23	Jamal Murray	G	6-4	207	Fr.	Kitchener, Ontario (Athlete Institute)
24	EJ Floreal	G	6-4	203	Jr.	Palo Alto, Calif. (Dunbar)
25	Dominique Hawkins	G	6-0	190	Jr.	Richmond, Ky. (Madison Central)
32	Dillon Pulliam	G	6-3	180	So.	Cynthiana, Ky. (Transylvania University)
35	Derek Willis	F	6-9	220	Jr.	Mt. Washington, Ky. (Bullitt East)

COACHING STAFF

Head Coach: John Calipari (Clarion, 1982)
Associate Head Coach: Kenny Payne (Louisville, 2003)
Assistant Coach: Tony Barbee (UMass, 1993)
Assistant Coach: John Robic (Denison, 1986)
Special Asst. to the Head Coach: Joel Justus (UNC Wilmington, 2004)
Associate AD/Basketball Operations: Chris Woolard (UCLA, 1997)
Asst. Strength Coach: Robert Harris (Kentucky State, 2009)
Athletic Trainer: Chris Simmons (Memphis, 2002)

PRONUNCIATION GUIDE

EJ FLOREAL	(FLO-RE-AL)
DOMINIQUE Hawkins	(DOM-A-NEEK)
ISAAC Humphries	(I-ZACK)
SKAL LABISSIERE	(S-CAL) (LAY-BISS-E-AIR)
MYCHAL Mulder	(like michael)
Alex POYTHRESS	(POY-THRESS)
Tyler ULIS	(YOU-LIS)
John CALIPARI	(CAL-A-PEAR-EE)

2015-16 TV CHART



00
Marcus Lee
 Jr. / F / 6-9 / 224
 Antioch, Calif.



1
Skal Labissiere
 Fr. / F / 6-11 / 225
 Port-au-Prince, Haiti




3
Tyler Ulis
 So. / G / 5-9 / 160
 Chicago



4
Charles Matthews
 Fr. / G / 6-6 / 189
 Chicago



10
Jonny David
 Fr. / G / 6-2 / 175
 Pittsburgh



11
Mychal Mulder
 Jr. / G / 6-4 / 185
 Windsor, Ontario



13
Isaiah Briscoe
 Fr. / G / 6-3 / 202
 Union, N.J.



15
Isaac Humphries
 Fr. / F / 7-0 / 260
 Sydney, Australia



22
Alex Poythress
 Sr. / F / 6-8 / 230
 Clarksville, Tenn.



23
Jamal Murray
 Fr. / G / 6-4 / 207
 Kitchener, Ontario




24
EJ Floreal
 Jr. / G / 6-4 / 203
 Palo Alto, Calif.



25
Dominique Hawkins
 Jr. / G / 6-0 / 190
 Richmond, Ky.



32
Dillon Pulliam
 So. / G / 6-3 / 180
 Cynthiana, Ky.



35
Derek Willis
 Jr. / F / 6-9 / 220
 Mt. Washington, Ky.



John Calipari
 Head Coach
 Seventh Season



Kenny Payne
 Associate Head Coach
 Sixth Season



Tony Barbee
 Assistant Coach
 First Season



John Robic
 Assistant Coach
 Seventh Season

WEEKLY MEDIA SCHEDULE - NOV. 16-23, 2015***

Monday - 16 Media Availability in Joe Craft Center Travel to Chicago	Tuesday - 17 vs. Duke (<i>Chicago</i>) 7:30 p.m. ESPN	Wednesday - 18	Thursday - 19 Media Availability in Joe Craft Center	Friday - 20 vs. Wright State 8 p.m. SEC Network	Saturday - 21	Sunday - 22
Monday - 23 Media Availability in Joe Craft Center	Tuesday - 24 vs. Boston 9:00 p.m. SEC Network	Wednesday - 25 Media Availability in Joe Craft Center Travel to Miami	Thursday - 26 Happy Thanksgiving!	Friday - 27 vs. USF (<i>Miami</i>) 5 p.m. ESPN	Saturday - 28	Sunday - 29 Media Availability in Joe Craft Center

***schedule is tentative and subject to change

MEDIA INFO

Quick Facts

Location: Lexington, Ky.
 Founded: 1865
 Enrollment: 30,000
 Nickname: Wildcats
 Colors: Blue (PMS 286) and White
 Conference: Southeastern
 Arena: Rupp Arena
 Capacity: 23,000
 President: Dr. Eli Capilouto
 Athletics Director: Mitch Barnhart
 Faculty Representative: Joseph L. Fink III

Media Relations

MBB Contact: Eric Lindsey
 Email: eric.lindsey@uky.edu
 Phone: 859.619.0944
 *Calipari interviews, MBB contact

Secondary Contact: Deb Moore
 Email: deb.moore@uky.edu
 Phone: 859.559.5781
 *Player interviews, game-day contact, credentials

Asst. Contact: Jake Most
 Email: jake.most@uky.edu
 Phone: 516.996.3229

Assistant AD for Media Relations:
 Tony Neely

Office Coordinator: Stephanie Guy
 Email: stephanie.guy@uky.edu
 Phone: 859.257.3838
 Media will call, credentials

The UK Media Relations office is located in the Joe Craft Center. Office hours are 8 a.m. - 5 p.m. (M-F).

338 Lexington Ave.
 Lexington, KY 40506

IMPORTANT INFORMATION

CREDENTIAL REQUESTS

Requests for single-game credentials should be made as far in advance as possible and no later than five days prior to game day online at sportssystem.com/Kentucky.

CREDENTIAL CRITERIA

The University of Kentucky's decision to issue credentials to a media outlet for the purposes of covering a UK basketball home or away event is determined by a variety of factors. They include the following:

- Amount of coverage given to Kentucky throughout the season
- Intention/ability to cover all 22 sports at Kentucky
- Distribution/size of publication: free, subscription, sale on newsstands, website traffic, etc.
- Radio or TV station program format and size of audience
- Length of existence of the publication, amount of original copy generated, number of full-time employees of the publication and the journalistic experience of the reporter(s)
- Attendance at Kentucky media sessions, including Olympic sport opportunities
- Space availability
- Professionalism, which includes but is not limited to conduct at games, press conferences, practices, on social media, etc.

The University of Kentucky has the right to revoke credentials under its own discretion.

INTERVIEW POLICIES-GENERAL

All interviews with University of Kentucky basketball players or staff members must be arranged through the Media Relations office. Media should never contact a player or coach directly.

The Wildcat Coal Lodge, dormitories, team locker rooms and other team quarters are private team areas. Media members are not permitted in these areas unless accompanied by appropriate university personnel.

PRACTICE/PRESS CONFERENCES

Other than announced exceptions, UK basketball practices are closed to the media. UK will accept requests to attend practice. All requests must be made by 10 a.m. on the day of the practice. In cases in which practices are open to the media, no cell phones are allowed in the practice facility.

Player interviews are conducted prior to practices the day before a game and will be available to all UK media in the Joe Craft Center lower-level lobby. UK will accept requests for player interviews, but they must be submitted 24 hours prior to the scheduled availability.

Coach John Calipari or an assistant coach will meet with members of the media immediately following player interviews in the lower level lobby of the Joe Craft Center.

Gameday shoot-arounds are closed to the media.

TELEPHONE PLAYER INTERVIEWS

Telephone interviews are available to the media on a call-back basis. Individual player and coach telephone numbers will not be given to members of the media.

Players are instructed not to conduct interviews when contacted directly by telephone. The UK Media Relations Office will arrange for telephone interviews at a time most convenient for the student-athlete.

Other special requests are handled on a case-by-case basis.

POSTGAME INTERVIEWS

Following each game, there is a 20-minute cooling-off period, during which time the players shower and dress. Approximately 10 minutes after the game ends, Coach Calipari conducts his postgame press conference while a player is taken to the UK Sports Network.

Following Coach Calipari's press conference and the cooling-off period, selected UK players are brought to the media interview room.

SOCIAL MEDIA CENTER

Official Team News and Connections

Twitter: @KentuckyMBB
 Facebook: /KentuckyMBB
 Instagram: @KentuckyMBB
 Periscope: @KentuckyMBB

Official UK Athletics: @UKAthletics
 CoachCal.com: @CoachCalDotCom

John Calipari: @UKCoachCalipari

Player

Isaiah Briscoe
 Jonny David
 EJ Floreal
 Dominique Hawkins
 Isaac Humphries
 Skal Labissiere
 Marcus Lee
 Charles Matthews
 Mychal Mulder
 Jamal Murray
 Alex Poythress
 Dillon Pulliam
 Tyler Ullis
 Derek Willis

Twitter

@ZayBriscoe
 @j david010
 @Eddie_Bounce24
 @Dhawk_25
 @IsaacHumphries7
 @OneBigHaitian
 @JustMarcusLee
 @_JustCharles_
 @MychalMulder
 @BeMore27
 @AlextheGreat22
 @DPull32
 @tulis3
 @derek_willis33

Instagram

@zaaay_
 @j david010
 @eddie_bounce24
 @dhawk_25
 @isaachumphries7
 @skallywally
 @justmarcuslee
 @just.charles
 @mikemulder11
 @imgltxh27
 @alexthegreat22
 @dpull32
 @tulis3
 @dxw_33

THE POLLS

Associated Press Preseason		Coaches' Preseason	
Rk.	Team (First-Place Votes)	Rk.	Team (First-Place Votes)
1.	North Carolina (35)	1.	Kentucky (11)
2.	Kentucky (10)	1.	North Carolina (12)
3.	Maryland (14)	3.	Maryland (5)
4.	Kansas (5)	4.	Duke (3)
5.	Duke	5.	Kansas (1)
6.	Virginia (1)	6.	Virginia
7.	Iowa State	7.	Iowa State
8.	Oklahoma	8.	Oklahoma
9.	Gonzaga	9.	Villanova
10.	Wichita State	10.	Arizona
11.	Villanova	11.	Gonzaga
12.	Arizona	12.	Wichita State
13.	Michigan State	13.	Michigan State
14.	California	14.	California
15.	Indiana	15.	Indiana
16.	Utah	16.	Utah
17.	Wisconsin	17.	Wisconsin
18.	Vanderbilt	18.	Notre Dame
19.	Notre Dame	19.	LSU
20.	Connecticut	20.	Vanderbilt
21.	LSU	21.	Baylor
22.	Baylor	22.	Butler
23.	Purdue	23.	West Virginia
24.	Butler	24.	Connecticut
25.	Michigan	25.	Purdue

Others Receiving Votes:		Others Receiving Votes:	
Oregon, SMU, West Virginia, Texas A&M, Cincinnati, Miami (FL), Louisville, Georgetown, NC State, Florida State, Texas, Rhode Island, Dayton, Xavier, Providence, Iowa, BYU, Valparaiso, Boise State, Old Dominion, San Diego State, UCLA, Oklahoma State, Yale, Iona, Central Michigan, UC Irvine	Michigan, Louisville, Texas A&M, UCLA, Georgetown, Cincinnati, NC State, Oregon, Texas, Florida State, Xavier, Miami (FL), San Diego State, Iowa, Providence, Davidson, Boise State, Ohio State, Stephen F. Austin, Belmont, Tulsa, Dayton, Marquette, Old Dominion		

UK'S WEEKLY RANKINGS

DATE	AP	Coaches'	RPI
Preseason	2	1	-

THE SOUTHEASTERN CONFERENCE

SEC Standings (As of Nov. 15)

Team	SEC (Pct.)	GB	Overall (Pct.)
Kentucky	0-0 (.000)	0.0	2-0 (1.000)
Missouri	0-0 (.000)	0.0	2-0 (1.000)
Alabama	0-0 (.000)	0.0	1-0 (1.000)
Arkansas	0-0 (.000)	0.0	1-0 (1.000)
Auburn	0-0 (.000)	0.0	1-0 (1.000)
Florida	0-0 (.000)	0.0	1-0 (1.000)
LSU	0-0 (.000)	0.0	1-0 (1.000)
Ole Miss	0-0 (.000)	0.0	1-0 (1.000)
Mississippi St.	0-0 (.000)	0.0	1-0 (1.000)
S. Carolina	0-0 (.000)	0.0	1-0 (1.000)
Tennessee	0-0 (.000)	0.0	1-0 (1.000)
Texas A&M	0-0 (.000)	0.0	1-0 (1.000)
Vanderbilt	0-0 (.000)	0.0	1-0 (1.000)
Georgia	0-0 (.000)	0.0	0-1 (.000)

This Week in the SEC

Monday, Nov. 16

Tennessee at Georgia Tech	ESPNU	7 p.m.
Oral Roberts at S. Carolina	SECN	7:30 p.m.
NC AT&T at Florida	SEC+	7:30 p.m.
Ga. Southern at Ole Miss	SEC+	8 p.m.
Southern at Mississippi St.	SEC+	8 p.m.
SE Louisiana at Texas A&M	SEC+	8 p.m.
Gardner Webb at Vanderbilt	SEC+	8 p.m.
Kennesaw St. at LSU	ESPNU	9 p.m.

Tuesday, Nov. 17

Alabama at Dayton	ESPN	1 p.m.
Colorado at Auburn	ESPN	3 p.m.
Missouri at Xavier	FoxSports1	6:30 p.m.
Kentucky vs. Duke	ESPN	7:30 p.m.

Wednesday, Nov. 18

Akron at Arkansas	SEC+	8 p.m.
-------------------	------	--------

Thursday, Nov. 19

Ole Miss vs. George Mason	ESPN3	Noon
Miss. St. vs. Miami (FL)	ESPN2	5 p.m.
Marshall at Tennessee	SEC+	7 p.m.
A&M-Corpus Christi at Texas A&M	SEC+	8 p.m.
Stony Brook at Vanderbilt	SEC+	8 p.m.
South Alabama at LSU	SECN	9 p.m.

Friday, Nov. 20

S. Carolina vs. DePaul	CBS	6 p.m.
Murray St. at Georgia	SEC+	7 p.m.
La.-Lafayette at Alabama	SEC+	7 p.m.
Wright St. at Kentucky	SEC	8 p.m.
Charleston So. at Arkansas	SEC+	8 p.m.
Ga. Southern at Auburn	SEC+	9:30 p.m.
Ole Miss vs. Oklahoma St.		TBD
Mississippi St. vs. Texas Tech/Utah		TBD

Saturday, Nov. 21

Florida vs. St. Joseph's	ESPN3	2:30 p.m.
UNC Asheville at Texas A&M	SEC+	4 p.m.

Kentucky in the SEC Stats (As of Nov. 15)

TEAM	
CATEGORY	RANK (STAT)
Scoring	7th (82.5)
Scoring Defense	3rd (61.0)
Scoring Margin	3rd (+21.5)
Free Throw %	5th (.708)
Field Goal %	7th (.504)
Field Goal % Def.	5th (.372)
3-Pt. Field Goal %	11th (.289)
3-Pt. FG % Def.	2nd (.182)
Rebounding Offense	T6th (44.0)
Rebounding Defense	2nd (25.5)
Rebounding Margin	1st (+18.5)
Blocked Shots Per Game	2nd (8.5)
Assists Per Game	T7th (15.0)
Steals Per Game	T10th (6.0)
Turnover Margin	11th (-2.5)
Assist/TO Ratio	11th (0.9)
Offensive Rebounds Per Game	T2nd (17.0)
Defensive Rebounds Per Game	T10th (27.0)
Defensive Rebound Pct.	6th (.730)
Offensive Rebound Pct.	1st (.523)
3-Point FG Made Per Game	10th (5.5)

INDIVIDUAL

PLAYER	RANK (STAT)
3-Point Field-Goal Percentage	
Derek Willis	T7th (.556)
Assists Per Game	
Jamal Murray	T7th (5.0)
Blocked Shots Per Game	
Marcus Lee	T5th (3.0)
Skal Labissiere	T5th (3.0)
Field-Goal Percentage	
Skal Labissiere	6th (.765)
Free-Throw Percentage	
Skal Labissiere	7th (.900)
Offensive Rebounds Per Game	
Marcus Lee	T1st (6.0)
Rebounds Per Game	
Marcus Lee	T12th (8.0)
Scoring	
Skal Labissiere	14th (17.5)

HONORING THE CATS

Skal Labissiere

- Kareem Abdul-Jabbar Award Watch List
- Preseason All-SEC First Team (Media)
- Preseason All-SEC First Team (Coaches)
- CBSsports.com Preseason All-America First Team
- Sporting News Preseason All-America Second Team
- SEC Freshman of the Week (11/16/15)

Jamal Murray

- Sporting News Preseason All-America Third Team
- CBSsports.com Preseason All-America Second Team
- Preseason All-SEC Second Team (Coaches)

Alex Poythress

- Julius Erving Award Watch List
- Preseason All-SEC Second Team (Media)
- Preseason All-SEC Second Team (Coaches)

Tyler Ulis

- Lute Olson Award Watch List
- Bob Cousy Award Watch List
- Preseason All-SEC First Team (Media)
- Preseason All-SEC First Team (Coaches)

2015-16 SEASON NOTES

Skal Labissiere Shines in Rout of NJIT

Freshman forward Skal Labissiere powered Kentucky past NJIT for its second win in as many nights with a career-high 26 points in Kentucky's 87-57 victory at Rupp Arena.

Labissiere scored 18 of his points before halftime to go along with four rebounds and two blocks. His 18 points in the first half tied for the second-most points by a UK player in the first half in the John Calipari era, behind only Aaron Harrison's 19 first-half points vs. Robert Morris on Nov. 17, 2014.

The Haiti native finished with five rebounds and a team-leading three blocks. He was a perfect 7 for 7 from the floor in the first half and 4 of 4 from the foul line. Labissiere finished the game 10 of 12 from the field.

Meanwhile, freshman guard Isaiah Briscoe made his regular-season debut after missing the season opener with a bruised knee. He was impressive in his first showing with 11 points and a team-high 12 rebounds.

Briscoe's 12 rebounds were part of a strong night on the glass. UK outrebounded NJIT by 31, the most lopsided rebounding margin of the John Calipari era. The 54 total rebounds were the fourth most in Calipari's seven seasons.

Also of note:

- Junior forward Derek Willis capitalized on his first career start with 11 points, all coming in the second half. He was 3 or 4 from behind the arc. His back-to-back double-digit scoring games is a career first
- Junior Marcus Lee came within two rebounds of his first career double-double, scoring 10 points and collecting eight rebounds. Seven of his eight rebounds were on the offensive glass
- The Wildcats held NJIT to 6-of-28 shooting from the floor in the second half (.214) and 17 of 55 for the game (.309)
- Senior forward Alex Poythress just missed out on a double-double with nine points and seven rebounds

Murray Marvelous in Season Opener

Kentucky opened the 2015-16 season with a 78-65 victory over Albany, improving to 94-19 all-time in season openers, including a perfect 7-0 mark under John Calipari.

Freshman guard Jamal Murray led the Wildcats with 19 points, eight assists and three steals. He became the first UK player with at least 19 points, at least eight assists and at least three steals in a single game since John Wall posted 21 points, 11 assists and three steals vs. Rider on Nov. 21, 2009.

Junior Derek Willis made the most of a career-high 28 minutes with a career-best 14 points and three assists.

Other highlights included:

- UK shot 56.0 percent from the field, its best mark in a season opener since a 61.3-percent clip vs. Marist on Nov. 11, 2011
- Junior Marcus Lee flirted with a double-double with 12 points and eight rebounds. He also blocked three shots
- Freshman forward Skal Labissiere debuted with nine points, five rebounds and a game-high four blocks
- Calipari joined Adolph Rupp and Rick Pitino as the only UK head coaches to win at least their first seven season openers

Wildcats in the Champions Classic

Kentucky is 2-2 in the annual Champions Classic. UK won last year's game vs. Kansas, 72-40, in Indianapolis.

The Wildcats previously played Duke in the Champions Classic in November 2012 in Atlanta. Duke won that meeting 75-68, but Alex Poythress, then a freshman, posted 20 points and eight rebounds.

Labissiere Named SEC Co-Freshman of the Week

Following a breakout 26-point performance in a 30-point victory over NJIT, Kentucky freshman forward Skal Labissiere was named the Southeastern Conference's Co-Freshman of the Week on Monday.

The Port-au-Prince, Haiti native averaged team highs in points (17.5) and blocks (3.0) for the week. In the opener against Albany, Labissiere posted nine points, five rebounds and a team-high four blocks. The four blocks in his season debut were the most since Anthony Davis had five against Marist in 2011.

Labissiere then exploded offensively with a 10-for-12 performance from the field and a perfect 6-of-6 day from the charity stripe for a 26-point performance against the Highlanders. He scored 18 points before halftime, the second most in a first half in the John Calipari era. He did not miss a shot in the opening half.

He's the second freshman under Calipari to score 25 or more points in one of his first two career games. Terrence Jones was the other first-year player to turn the trick in the season opener in 2010-11.

This is the first such honor of Labissiere's career. With Labissiere's Freshman of the Week accolade, Calipari has a streak of seven consecutive years with a player earning a league award following the opening weekend of action.

UK Starts Season at No. 1 in Coaches' Poll

UK began the season as the top-ranked team in the USA Today Coaches' Poll for the third season in a row.

The Wildcats shared the preseason top spot with North Carolina. The two teams both garnered 749 points from the ballots of 32 Division I coaches. UNC had 12 first-place votes, compared with UK's 11.

2015-16 LEAD-DEFICIT COMPARISON

Opponent	Biggest Lead	Biggest Deficit	Biggest Run	Changes	Ties	Result
OTTAWA	59 (2ND)	N/A	16-0	0	0	UK won, 117-58
KENTUCKY ST.	53 (2ND)	N/A	22-0	0	0	UK won, 111-58
ALBANY	21 (2ND)	N/A	12-2	0	0	UK won, 78-65
NJIT	34 (2ND)	6 (1ST)	15-2	1	2	UK won, 87-57
vs. Duke						
WRIGHT STATE						
BOSTON						
vs. South Florida						
ILLINOIS STATE						
at UCLA						
EKU						
ARIZONA ST.						
vs. Ohio State						
LOUISVILLE						
OLE MISS						
at LSU						
at Alabama						
MISSISSIPPI ST.						
at Auburn						
at Arkansas						
VANDERBILT						
MISSOURI						
at Kansas						
at Tennessee						
FLORIDA						
GEORGIA						
at S. Carolina						
TENNESSEE						
at Texas A&M						
ALABAMA						
at Vanderbilt						
at Florida						
LSU						

NOTES CONTINUED

Four preseason coaches' top-25 teams are on Kentucky's 2015-16 schedule (No. 4 Duke, No. 5 Kansas, No. 19 LSU and No. 20 Vanderbilt).

Still Big, Still Dominant on the Glass

Though Kentucky isn't quite as big and as long as it was last season, the Wildcats are still one of the tallest teams in the country and still appear to be one of the best on the boards.

Against NJIT on Saturday, Kentucky grabbed 31 more rebounds than the Highlanders, the best mark of the John Calipari era. The 54 total rebounds ranked as the fourth most of the Coach Cal era, and the 22 offensive rebounds tied for the fourth most in Calipari's seven seasons.

Through two games, UK owns a plus-18.5 rebounding margin average.

Wildcats Tabled No. 2 in AP Top 25

For the fifth straight season, the Wildcats were ranked in the top three of the Associated Press Top 25 to begin the season, as Kentucky checked in at No. 2 in the preseason poll.

Kentucky picked up 10 of the 65 first-place votes in the preseason poll. North Carolina was ranked the No. 1 team in the country with 1,566 points, followed by UK (1,520), Maryland (1,487), Kansas (1,410) and Duke (1,350).

The Wildcats have been ranked in the preseason top five in six of John Calipari's seven seasons in Lexington.

Kentucky Picked to Win SEC

A select panel of both SEC and national media members picked UK to win its 47th SEC regular-season championship in 2015-16. It's the 11th time since the 1998-99 season the Wildcats are the overall preseason favorite.

Trio of Wildcats Tabled Preseason All-SEC by Media

UK sophomore guard Tyler Ulis and freshman forward Skal Labissiere were tabbed to the six-man All-SEC First Team alongside Danuel House (Texas A&M), Damian Jones (Vanderbilt), Stefan Moody (Ole Miss) and Ben Simmons (LSU).

Senior forward Alex Poythress was named to the All-SEC Second Team with Dorian Finney-Smith (Florida), Malik Newman (Mississippi State), Charles Mann (Georgia), Tim Quarterman (LSU) and Alex Caruso (Texas A&M).

Another Four Named Preseason All-SEC by League's Coaches

Kentucky led the Southeastern Conference with four players on the coaches' preseason All-SEC teams, two more than any other school.

Sophomore Tyler Ulis and freshman Skal Labissiere were named to the All-SEC First Team while senior Alex Poythress and freshman Jamal Murray made the All-SEC Second Team.

Lee, Poythress, Ulis Among Returners

Despite losing seven players to the NBA Draft, Kentucky will return an explosive and talented nucleus in 2015-16. Scholarship players EJ Floreal, Dominique Hawkins, Marcus Lee, Alex Poythress, Derek Willis and Tyler Ulis will return and join a talented recruiting class that's ranked No. 2 in the country.

Ulis ranked third in the country and first among league competition last season with a 3.6 assist-to-turnover ratio. Poythress entered the season just 90 rebounds shy of becoming the 52nd player in program history to snatch 500 or more career boards. Lee entered the year with 41 career blocks.

2015-16 SEASON NOTES

Recruit and Reload

To help offset for losing 85.9 percent of its scoring and 77.3 percent of its rebounding from the historic 38-1 Final Four team of a season ago, Kentucky will welcome eight newcomers to the 2015-16 roster.

The spring and summer scholarship editions included Canadians Mychal Mulder and Jamal Murray, and Australian Isaac Humphries, who join fall signees Isaiah Briscoe, Skal Labissiere and Charles Matthews. UK also added walk-ons Jonny David and Dillon Pulliam.

Mulder was a junior college All-America selection as a sophomore at Vincennes University. Murray and Humphries reclassified to the 2015 class. Murray is rated a top-15 prospect by nearly every recruiting service, while Humphries is a top-50 prospect.

Briscoe adds to Calipari's growing list of McDonald's All-Americans, while Labissiere is rated as the No. 1 overall player in the 2015 class by both Rivals and Scout. Matthews, who played in the Jordan Brand Classic, was the first commit to the class and joins former AAU teammate Tyler Ulis on the roster.

Another Historic NBA Draft for UK

A record six Wildcats were selected in the 2015 NBA Draft in June, tying Kentucky's NBA record set in 2012. Also tying an NBA record, four Wildcats were selected in the NBA lottery (the opening 14 picks). Karl-Anthony Towns was selected No. 1 overall, the program's third No. 1 overall selection since 2010.

John Calipari has had 25 players selected in the NBA Draft since becoming UK's head coach. Nineteen players have gone in the first round, and he's had three players taken No. 1 overall.

Calipari has had two or more players selected in the NBA Draft in eight consecutive seasons dating back to his time as the head coach at Memphis. He has had at least one player selected in the top 10 of the draft in each of the last eight seasons. No other school has even a first rounder in eight straight seasons.

Though Aaron Harrison went undrafted, he was signed by the Charlotte Hornets in the summer and made the Hornets' opening-day roster.

- 1st - Karl-Anthony Towns (Minnesota Timberwolves)
- 6th - Willie Cauley-Stein (Sacramento Kings)
- 12th - Trey Lyles (Utah Jazz)
- 13th - Devin Booker (Phoenix Suns)
- 44th - Andrew Harrison (Memphis Grizzlies)
- 48th - Dakari Johnson (Oklahoma City Thunder)

Kentucky's NBA Footprint Continues to Grow

The nation's most prolific NBA player-producing program once again leads the country with 21 players on an opening-day NBA roster.

Of the 446 players in the NBA to start the 2015-16 season, approximately 4.7 percent played college basketball at Kentucky. The Wildcats bettered any other college program by two players as the NBA season opened.

Kentucky's NBA dominance was best represented in Phoenix and Sacramento, where a combined seven Wildcats started the 2015-16 season on the respective rosters. Eric Bledsoe, Devin Booker, Archie Goodwin and Brandon Knight were all part of the Phoenix Suns' opening-day roster, while former UK stars Willie Cauley-Stein, DeMarcus Cousins and Rajon Rondo started the year in Sacramento.

Two other franchises – the Charlotte Hornets (Aaron Harrison, Michael Kidd-Gilchrist) and the Minnesota Timberwolves (Tayshaun Prince, Karl-Anthony Towns) – opened the season with two Wildcats apiece.

Wildcats Face Tough Nonconference Slate

A 13-game non-conference schedule will feature 10 games against teams who advanced to the postseason a season ago for the 2015-16 season.

That list includes national champion Duke in the third game of the season at the Champions Classic in the United Center in Chicago on Nov. 17. In all, the Wildcats will take on six NCAA Tournament squads, two NIT participants and two teams that advanced to at least the quarterfinals of the Collegensider.com Tournament. The average final RPI of the teams comes in at 105, with five teams in the all-important top 50 of the RPI.

In addition to Duke, the Wildcats will also take on powerhouses such as UCLA, Ohio State, Kansas and the annual rivalry game with Louisville.

SEC Announces New Scheduling Model

The SEC announced a new scheduling model for conference games that will feature three permanent opponents. The change will take place beginning with the 2015-16 season.

Kentucky's new permanent opponents are Florida, Tennessee and Vanderbilt. Each SEC team will play the other 13 teams at least one time during league play. They will then play their three permanent opponents a second time and the remaining two games will be scheduled on a rotating basis.

Success Rate Continues at 2015 Graduation

Four Wildcats -- Alex Poythress, Tod Lanter, Brian Long and Sam Malone -- all received their undergraduate degrees during the university's May 2015 commencement ceremonies, continuing the remarkable Success Rate under Calipari.

All 14 players who have been eligible to graduate by the end of their senior years in the Calipari era have received their degrees, including three players (Poythress, Patrick Patterson and Jarrod Polson) who completed their undergraduate degrees in three years.

Additionally, the team received an academic award in May for its Ac-

OPPONENT CAPSULE



Duke Blue Devils (2-0)

Head Coach: Mike Krzyzewski (36th season)
Conference: Atlantic Coast Conference
2015-16 Overall Record: 2-0
Series vs. UK: UK leads 11-9

Key Players:

Grayson Allen, So., G
 Brandon Ingram, Fr., G
 Amile Jefferson, Sr., F
 Matt Jones, Jr., G

Note:

Averaging 27.0 points per game
 Scored 21 points last game
 Notched double-doubles in both games
 Hit five 3-pointers vs. Bryant and scored 19 points

How the Teams Match Up

	FG%	OPP FG%	3FG%	FT%	PPG	RPG	BPG	APG	SPG
UK	.504	.372	.289	.708	82.5	44.0	8.5	15.0	6.0
Duke	.496	.451	.373	.738	102.5	43.5	5.5	13.0	11.0

2015-16 SEASON NOTES

ademic Progress Rate score. The Wildcats placed in the top 10 percent of Division I men's basketball schools. The APR provides a real-time look at a team's academic success by the progress of each student-athlete on scholarship.

Calipari, Dampier Enshrined in Naismith HOF

Kentucky Wildcats John Calipari and Louie Dampier were enshrined in the Naismith Memorial Basketball Hall of Fame in September. The fraternity of basketball legends is considered to be one of the ultimate honors in the sport.

Calipari and Dampier were two of 11 basketball legends in the Class of 2015 and the ninth and 10th UK representatives, respectively, to join basketball's fraternity of legends.

A Season for the Record Books

Kentucky's 2014-15 was historic from beginning to end. In a season rich with milestones, here are some of the most notable ones:

- UK became the first team in NCAA Division I history to post a 38-0 record, tying the most wins in a college basketball season (John Calipari's 2008-09 Memphis team and the 2011-12 UK team are the others)
- Kentucky reached the Final Four for the fourth time in five seasons
- UK's 18-0 conference season tied the best mark in SEC history
- The Wildcats won their 46th SEC regular-season championship and their 28th SEC Tournament title
- Kentucky was one of the most defensively dominant teams in college basketball history, holding 22 of its 39 opponents to 55 points or less (the most in school history), while nearly setting the NCAA opponent field-goal percentage record with a .354 mark

S-E-C! S-E-C! S-E-C!

Since the SEC's inception in 1932-33, the Wildcats have been the most dominant team in the league, recording a 938-262 mark (.782). Only two other teams have won more than 700 regular-season SEC games (Alabama, Tennessee) and no other team has a better winning percentage.

- UK has averaged 11.5 wins and only 3.2 losses per season in 82 seasons in the SEC
- The Wildcats have won 46 SEC titles and 28 SEC Tournament championships
- Kentucky has won 13 of the last 23 SEC Tournament titles

A Winning Institution

Both the UK men's and women's basketball teams posted a sixth straight 20-win season in 2014-15. Kentucky is currently one of just four institutions (UK, BYU, Duke and Gonzaga) in the NCAA that has seen both its men's and women's basketball programs tally 20 or more wins in six consecutive seasons.

Three is Better Than Two

UK has the nation's second-longest active streak of consecutive games with a made 3-pointer, knocking down at least one from long range in 941 consecutive games.

The Cats' last game without a made 3-pointer came against Seton Hall on Nov. 26, 1988 a "three-point" loss in the Great Alaska Shootout.

Through games on Nov. 14, UNLV holds the nation's longest streak with 942 consecutive games with a made 3-pointer.

UK BY POSSESSION

Game	Offense PPP	Defense PPP
Albany	1.11	0.93
NJIT	1.21	0.79
vs. Duke		
Wright State		
Boston		
vs. South Florida		
Illinois State		
at UCLA		
Eastern Kentucky		
Arizona State		
vs. Ohio State		
Louisville		
Ole Miss		
at LSU		
at Alabama		
Mississippi State		
at Auburn		
at Arkansas		
Vanderbilt		
Missouri		
at Kansas		
at Tennessee		
at Texas A&M		
Alabama		
at Vanderbilt		
at Florida		
LSU		

Kentucky offensive high - 1.21 vs. NJIT
Kentucky offensive low - 1.11 vs. Albany

Opponent offensive high - 0.93 vs. Albany
Opponent offensive low - 0.79 vs. NJIT

UK'S RECORD WHEN MISCELLANEOUS STATS

KENTUCKY RECORD	ALL	SEC	Times Led					Games With					Total					
			Pts.	Rebs.	Assts.	Stls	Blks	10+ Pts	20+ Pts	10+ Rebs	3+Assts	3+Blks	3+Stls	3+ 3's	Dunks	Dbl-Dbls(Career)		
Leading at halftime:	2-0	0-0	00-Lee	-	1	-	-	1	2	-	-	-	1	2	-	-	1	-
Tied at the half:	0-0	0-0	1-Labissiere	1	-	-	-	1	1	1	-	-	1	-	-	-	-	-
Trailing at halftime:	0-0	0-0	3-Ulis	-	-	1	-	-	1	-	-	-	1	-	-	-	-	-
Shoot 50% or higher:	1-0	0-0	4-Matthews	-	-	-	-	-	-	-	-	-	-	-	-	-	1	-
Shoot less than 50%:	1-0	0-0	10-David	-	-	-	-	-	-	-	-	-	-	-	-	-	-	-
Shoot higher % than opp.:	2-0	0-0	11-Mulder	-	-	-	-	-	-	-	-	-	-	-	-	-	-	-
Shoot lower % than opp.:	0-0	0-0	13-Briscoe	-	1	-	1	-	1	-	1	-	-	-	-	-	-	1 (1)
Opp. shoot worse than 50%:	2-0	0-0	15-Humphries	-	-	-	-	-	-	-	-	-	-	-	-	-	-	-
Opp. shoot 50% or higher:	0-0	0-0	22-Poythress	-	-	-	-	-	-	-	-	-	-	-	-	-	-	- (2)
Score less than 60 points:	0-0	0-0	23-Murray	1	-	1	1	-	1	-	-	1	-	1	-	4	-	-
Score 60-69 points:	0-0	0-0	24-Floreal	-	-	-	-	-	-	-	-	-	-	-	-	-	-	-
Score 70-79 points:	1-0	0-0	25-Hawkins	-	-	-	-	-	-	-	-	-	-	-	-	-	-	-
Score 80-89 points:	1-0	0-0	35-Willis	-	-	-	-	-	2	-	-	1	-	-	1	-	-	-
Score 90-99 points:	0-0	0-0																
Score 100+ points:	0-0	0-0																

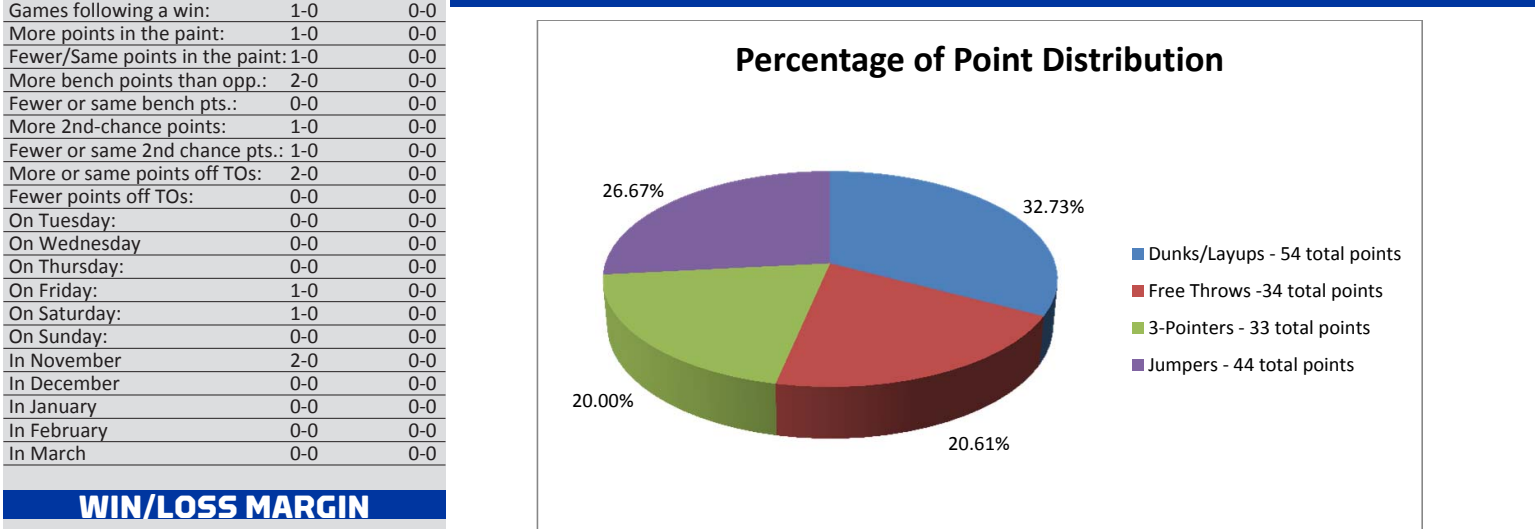
STARTING LINEUPS

Record	Guard	Guard	Guard/Forward	Forward	Forward
1-0	Tyler Ulis	Charles Matthews	Jamal Murray	Marcus Lee	Skal Labissiere
1-0	Tyler Ulis	Derek Willis	Jamal Murray	Marcus Lee	Skal Labissiere

TRACKING THE CATS

Player	Charges Drawn	UK's First Sub	Traditional 3-Point Plays	FT-FTA (Last 5:00/OT)
00-Lee	-	-	-	0-0 (.000)
1-Labissiere	-	-	1	0-0 (.000)
3-Ulis	2	-	-	0-0 (.000)
4-Matthews	-	-	-	0-0 (.000)
10-David	-	-	-	0-0 (.000)
11-Mulder	-	-	-	0-0 (.000)
13-Briscoe	-	1	-	0-0 (.000)
15-Humphries	-	-	-	0-0 (.000)
22-Poythress	-	1	-	0-0 (.000)
23-Murray	1	-	1	0-0 (.000)
24-Floreal	-	-	-	0-0 (.000)
25-Hawkins	-	-	-	0-0 (.000)
35-Willis	-	1	-	0-0 (.000)

HOW THE CATS ARE SCORING



WIN/LOSS MARGIN

MARGIN	W	L
1		
2		
3		
4		
5		
6		
7		
8		
9		
10		
11-15	1	
16-20		
20+	1	

TEAM'S FAST FACTS

Shooting Percentage: .504
Avg. Assists Per Game: 15.0
Points in the Paint Avg: 36.0
Points off Turnovers Avg.: 17.0
Points Per Possession Avg.: 1.158
Avg. Time of Possession:

HOW UK SCORED ITS FIRST POINTS

PLAYER	DUNK/LAYUP	JUMPER	3PT	FT
00-Lee		1		
1-Labissiere				
3-Ulis				
4-Matthews		1		
10-David				
11-Mulder				
13-Briscoe				
15-Humphries				
22-Poythress				
23-Murray				
24-Floreal				
25-Hawkins				
35-Willis				

GAME-BY-GAME LEADERS

Date	Opponent	Result	Points	Rebounds	Blocks	Steals	Assists
11/2	Ottawa #	W, 117-58	Murray - 22 [^]	Murray - 12 [^]	Three w/ - 2 [^]	Murray - 3 [^]	Ulis - 10 [^]
11/6	Kentucky State #	W, 111-58	Labissiere - 22 [^]	Lee - 11 [^]	Poythress - 4 [^]	Two w/ - 3 [^]	Willis - 5 [^]
11/13	Albany	W, 78-65	Murray - 19 [^]	Lee - 8 [^]	Labissiere - 4 [^]	Murray - 3	Murray - 8 [^]
11/14	NJIT	W, 87-57	Labissiere - 26 [^]	Briscoe - 12 [^]	Lee - 3 [^]	Briscoe - 2	Ulis - 5 [^]
11/17	vs. Duke ¹						
11/20	Wright State						
11/24	Boston						
11/27	vs. South Florida ²						
11/30	Illinois State						
12/3	at UCLA						
12/9	Eastern Kentucky						
12/12	Arizona State						
12/19	vs. Ohio State ³						
12/26	Louisville						
1/2	Ole Miss						
1/5	at LSU						
1/9	at Alabama						
1/12	Mississippi State						
1/16	at Auburn						
1/21	at Arkansas						
1/23	Vanderbilt						
1/27	Missouri						
1/30	at Kansas						
2/2	at Tennessee						
2/6	Florida						
2/9	Georgia						
2/13	at South Carolina						
2/18	Tennessee						
2/20	at Texas A&M						
2/23	Alabama						
2/27	at Vanderbilt						
3/1	at Florida						
3/5	LSU						

[^] - Game Leader

- 1 - Chicago (Champions Classic)
- 2 - Miami (Hoophall Miami Invitational)
- 3 - Brooklyn, N.Y.
- # - exhibition contest



THE LAST TIME ...

INDIVIDUALS

Scored 25 Points: Skal Labissiere (26) vs. NJIT, 11/14/15

Scored 30 Points: Brandon Knight (30) vs. West Virginia, 3/19/11

Scored 35 Points: Terrence Jones (35) vs. Auburn, 1/11/11

Scored 40 Points: Jodie Meeks (45) at Arkansas, 2/14/09

Scored 45 Points: Jodie Meeks (45) at Arkansas, 2/14/09

Scored 50 Points: Jodie Meeks (54) at Tennessee, 1/13/09

Two Players Had 20 Points: Aaron Harrison (21)/James Young (20), vs. LSU, 2/22/14

Three Players Had 20 Points: DeMarcus Cousins (27)/John Wall (21)/Patrick Patterson (20) vs. Sam Houston State, 11/19/09

Two Players Had 30 Points: Patrick Patterson (33) and Jodie Meeks (32) vs. Tennessee State, 12/22/08

Scored 20 Points in Two Straight Games: James Young (2) 1/28/14-2/1/14

Scored 20 Points in Three Straight Games: Julius Randle (3) 11/08/13 - 11/12/13

Scored 20 Points in Four Straight Games: Alex Poythress (4) 11/13/12 - 11/23/12

Scored 20 points in Five Straight Games: Jodie Meeks (9) 12/29/08 - 1/31/09

Scored 20 points in Six Straight games: Jodie Meeks (9) 12/29/08 - 1/31/09

Scored 20 points in Seven Straight games: Jodie Meeks (9) 12/29/08 - 1/31/09

Scored 20 points in Eight Straight games: Jodie Meeks (9) 12/29/08 - 1/31/09

Scored 20 points in Nine Straight games: Jodie Meeks (9) 12/29/08 - 1/31/09

Scored 20 points in 10 Straight games: Kevin Grevey (12) 12/20/74 - 1/27/75

Scored 20 points in 12 Straight games: Kevin Grevey (12) 12/20/74 - 1/27/75

Scored 25 Points in Three Straight Games: Tayshaun Prince (3) 3/11/-01-3/17/01

Scored 30 Points in Two Straight Games: Jodie Meeks vs. Appalachian State (46) 12/20/08; vs. Tennessee State (32) 12/22/08

Scored 30 Points in Three Straight Games: Dan Issel (6) 2/14/70-3/2/70

Scored in double figures in 10 straight Games: Julius Randle (13) 11/8/13-12/28/13

Scored in double figures in 15 straight Games: Brandon Knight (28) 11/30/10 - 3/13/11

Scored in double figures in 20 straight Games: Brandon Knight (28) 11/30/10 - 3/13/11

Scored in double figures in 25 straight Games: Brandon Knight (28) 11/30/10 - 3/13/11

Scored in double figures in 30 straight Games: Jodie Meeks (32) 11/14/08 - 3/12/09

Five Players Scored in Double Figures: Trey Lyles (14), Andrew Harrison (13), Devin Booker (12), Aaron Harrison (12), Dakari Johnson (12), vs. West Virginia, 3/26/15

Six Players Scored in Double Figures: Karl-Anthony Towns (19), Aaron Harrison (18), Dakari Johnson (13), Andrew Harrison (12), Devin Booker (11), Tyler Ulis (10) vs. Auburn, 2/21/15

Seven Players Scored in Double Figures: Randolph Morris (17), Kelenna Azubuike (15), Patrick Sparks (14), Chuck Hayes (12), Rajon Rondo (11), Ravi Moss (10) and Ramel Bradley (10) vs. Mississippi State 2/19/05

Four Players with 15 or more points: Julius Mays (24), Alex Poythress (21), Archie Goodwin (18), Ryan Harrow (15) vs. Missouri, 2/23/13

Double-Double: Isaiah Briscoe (11 points, 12 rebounds) vs. NJIT, 11/14/15

Triple-Double: Chris Mills (19 points, 10 rebounds, 10 assists) vs. Austin Peay, 12/27/88

20-10 Game: Karl-Anthony Towns (21 points, 11 rebounds) vs. Hampton, 3/19/15

20-15 Game: Julius Randle (23 points, 15 rebounds) vs. UNC Asheville, 11/8/13

30-10 Game: Tayshaun Prince (33 points, 11 rebounds) vs. Tennessee State, 12/22/98

Back-to-back 20-10 Games: Julius Randle (2) 11/8/13-11/10/13

Three-Straight 20-10 Games: Julius Randle (3) 11/8/13-11/12/13

Double-Double in Points and Rebs.: Isaiah Briscoe (11 points, 12 rebounds) vs. NJIT, 11/14/15

Double-Double in Points and Assists: Marquis Teague (12 points, 10 assists) vs. Florida, 2/7/12

Double-Double in Points and Blocks: Never

Double-Double in Points and Steals: Never

Double-double in two consecutive games: Karl-Anthony Towns (19 pts, 10 rebs) vs. Auburn, (2/21/15), (12 pts, 10 rbs) at Mississippi State, (2/25/15)

Double-double in three consecutive games: - Julius Randle (19p, 15r) vs. Kansas State, 3/21/14; (13 p, 10 r), vs. Wichita State, 3/23/14; (15 p, 12 r), vs. Louisville, 3/28/14; (16 p, 11 r), vs. Michigan, 3/30/14

Double-double in four consecutive game: Julius Randle (19p, 15r) vs. Kansas State, 3/21/14; (13 p, 10 r), vs. Wichita State,

3/23/14; (15 p, 12 r), vs. Louisville, 3/28/14; (16 p, 11 r), vs. Michigan, 3/30/14

Double-double in five consecutive game: Julius Randle (14p, 10r) at Arkansas, (2/27/14); (10p, 15r) at South Carolina (3/1/14); (12 p, 11 r) vs. Alabama, (3/4/14); (16 p, 10 r) at Florida, (3/8/14); (17 p, 16 r) vs. LSU, (3/14/14); (12 p, 11 r) vs. Georgia, (3/15/14)

Double-double in six consecutive games: Julius Randle (14p, 10r) at Arkansas, (2/27/14); (10p, 15r) at South Carolina (3/1/14); (12 p, 11 r) vs. Alabama, (3/4/14); (16 p, 10 r) at Florida, (3/8/14); (17 p, 16 r) vs. LSU, (3/14/14); (12 p, 11 r) vs. Georgia, (3/15/14)

Double-double in seven consecutive games: Julius Randle (7) 11/18/13-11/27/13

Double-double in 10 consecutive games: Jim Andrews, 1972-73 season

Two players record double-doubles: Willie Cauley-Stein (16 points, 13 rebounds), Julius Randle (14 points, 10 rebounds) vs. Arkansas, 2/27/14

Three players record double-doubles: DeMarcus Cousins (19 pts, 14 rebs)/Patrick Patterson (19 pts, 10 rebs)/John Wall (18 pts, 10 rebs) at Mississippi State, 2/16/10

Four players record double-doubles: Jack Givens (30 pts, 13 rebs)/Kyle Macy (16 pts, 10 assts)/Mike Phillips (22 pts, 18 rebs)/Rick Robey (23 pts, 13 rebs) vs. Southern Methodist, 11/26/77

Five players record double-doubles: Never

Made 12 FG in a game: Terrence Jones (12) vs. OU, 11/22/10

Made 15 FG in a game: Jodie Meeks (17) at ARK., 2/14/09

Made 16 FG in a game: Jodie Meeks (17) at ARK, 2/14/09

Made 17 FG in a game: Jodie Meeks (17) at ARK, 2/14/09

Made 18 FG in a game: Melvin Turpin (18) vs. UGA, 3/8/84

Made 19 FG in a game: Dan Issel (19) vs. Alabama 2/23/70

Made 20 FG in a game: Dan Issel (23) vs. Ole Miss 2/7/70

Made 21 FG in a game: Dan Issel (23) vs. Ole Miss 2/7/70

Made 22 FG in a game: Dan Issel (23) vs. Ole Miss 2/7/70

Made 23 FG in a game: Dan Issel (23) vs. Ole Miss 2/7/70

Attempted 17 FG in a game: Aaron Harrison (20) at Texas A&M (1/10/15)

Attempted 18 FG in a game: Aaron Harrison (20) at Texas A&M (1/10/15)

Attempted 19 FG in a game: Aaron Harrison (20) at Texas A&M (1/10/15)

Attempted 20 FG in a game: Aaron Harrison (20) at Texas A&M (1/10/15)
Attempted 25 FG in a game: Jodie Meeks (27) vs. VMI, 11/14/08

Made 5 3-pointers in a game: Aaron Harrison (5) vs. Missouri (1/13/15)

Made 6 3-pointers in a game: Kyle Wiltjer (7) vs. Lipscomb, 12/15/12

Made 7 3-pointers in a game: Kyle Wiltjer (7) vs. Lipscomb, 12/15/12

Made 8 3-pointers in a game: Eric Bledsoe (8) vs. East Tennessee State (NCAA Tournament), 3/18/10

Made 9 3-pointers in a game: Jodie Meeks (10) at Tennessee, 1/13/09

Made 10 3-pointers in a game: Jodie Meeks (10) at Tennessee, 1/13/09

Made 11 3-pointers in a game: Never

Attempted 10 3-pointers in a game: Jamal Murray (10) vs. NJIT, 11/14/15

Attempted 15 3-pointers in a game: Jodie Meeks (15) at Tennessee, 1/13/09

Attempted 16 3-pointers in a game: Derrick Miller (16) vs. LSU 2/15/90

Attempted 17 3-pointers in a game: Derrick Miller (19) vs. Kansas 12/6/89

Attempted 18 3-pointers in a game: Derrick Miller (19) vs. Kansas 12/6/89

Attempted 19 3-pointers in a game: Derrick Miller (19) vs. Kansas 12/6/89

Made a 3-pointer in 10 straight games: Aaron Harrison (13), 12/10/14-1/31/15

Made a 3-pointer in 15 straight games: Julius Mays (18), 12/29/12-3/2/13

Made two 3-pointers in 10 straight games: Jodie Meeks (16), 12/3/08-1/31/09

Made three 3-pointers in 10 straight games: Gerald Fitch (20) 1/14/03-3/23/03

Made three 3-pointers in 15 straight games: Gerald Fitch (20) 1/14/03-3/23/03

Made three 3-pointers in 20 straight games: Gerald Fitch (20) 1/14/03-3/23/03

Made three 3-pointers in 25 straight games: Keith Bogans (29) 3/14/02-2/26/03

Made 8 FT in a game: Andrew Harrison (9), vs. West Virginia, 3/26/15

Made 9 FT in a game: Andrew Harrison (9), vs. West Virginia, 3/26/15

Made 10 FT in a game: Dakari Johnson (12), vs. UT Arlington, 11/25/14

Made 11 FT in a game: Dakari Johnson (12), vs. UT Arlington, 11/25/14

Made 12 FT in a game: Dakari Johnson (12), vs. UT Arlington, 11/25/14

Made 13 FT in a game: Julius Randle (13) at Ole Miss, 2/18/14

Made 14 FT in a game: Jodie Meeks (14) at UT, 1/13/09

Made 15 FT in a game: Rodrick Rhodes (16) vs. Ole Miss 1/18/95

Made 16 FT in a game: Rodrick Rhodes (16) vs. Ole Miss 1/18/95

Made 17 FT in a game: Dwight Anderson (18) vs. Mississippi State 2/12/79

Made 18 FT in a game: Dwight Anderson (18) vs. Mississippi State 2/12/79

Attempted 10 FT in a game: Andrew Harrison (10), vs. West Virginia, 3/26/15

Attempted 15 FT in a game: Julius Randle (16), vs. LSU, 3/14/14

Attempted 20 FT in a game: Heshimu Evans (20) vs. Ole Miss 3/5/99

15 Rebs: Julius Randle (15) vs. Kanas State, 3/21/14

16 Rebs: Julius Randle (16) vs. LSU, 3/14/14

20 Rebs: Jared Prickett (20) vs. Arkansas 2/9/94

25 Rebs: Mike Phillips (28) vs. Tennessee 1/10/76

30 Rebs: Cotton Nash (30) vs. Ole Miss 2/8/64

34 Rebs: Bob Burrow (34) vs. Temple 12/10/55

10+ Rebs in three consecutive games: Julius Randle (4) 3/21/14-3/30/14

10+ Rebs in four consecutive games: Julius Randle (4) 3/21/14-3/30/14

10+ Rebs in five consecutive games: Julius Randle (10) 2/12/14-3/15/14

10+ Rebs in six consecutive games: Julius Randle (10) 2/12/14-3/15/14

10+ Rebs in seven consecutive games: Julius Randle (10) 2/12/14-3/15/14

10+ Rebs in eight consecutive games: Julius Randle (10) 2/12/14-3/15/14

10+ Rebs in nine consecutive games: Julius Randle (10) 2/12/14-3/15/14

10+ Rebs in 10 consecutive games: Julius Randle (10) 2/12/14-3/15/14

Two players had 10 rebounds: Willie Cauley-Stein (11) and Karl-Anthony Towns (11) vs. Hampton, 3/19/15

Three players had 10 rebounds: Michael Kidd-Gilchrist (19), Terrence Jones (11), Anthony Davis (10) vs. Louisville, 12/31/11

6 Assists: Jamal Murray (8) vs. Albany, 11/13/15

7 Assists: Jamal Murray (8) vs. Albany, 11/13/15

8 Assists: Jamal Murray (8) vs. Albany, 11/13/15

9 Assists: Andrew Harrison (9) vs. Auburn, 2/21/15

10 Assists: Julius Mays (10) vs. Lafayette, 11/16/12

11 Assists: John Wall (11) vs. E. Tennessee St., 3/18/10

12 Assists: John Wall (16) vs. Hartford, 12/29/09

13 Assists: John Wall (16) vs. Hartford, 12/29/09

14 Assists: John Wall (16) vs. Hartford, 12/29/09

15 Assists: John Wall (16) vs. Hartford, 12/29/09

16 Assists: John Wall (16) vs. Hartford, 12/29/09

5+ Assists in Four Consecutive Games: John Wall (7) (2/27/10 to 3/27/10)

8+ Assists in Two Consecutive Games: Andrew Harrison (2) (3/14/14 to 3/15/14)

4 Blocks: Skal Labissiere (4), vs. Albany, 11/13/15

5 Blocks: Karl-Anthony Towns (6), vs. Florida, 3/7/15

6 Blocks: Karl-Anthony Towns (6), vs. Florida, 3/7/15

7 Blocks: Karl-Anthony Towns (7), vs. Vanderbilt, 1/20/15

8 Blocks: Willie Cauley-Stein (9) vs. Boise State, 12/10/13

9 Blocks: Willie Cauley-Stein (9) vs. Boise State, 12/10/13

10 Blocks: Nerlens Noel (12) at Ole Miss, 1/29/13

11 Blocks: Nerlens Noel (12) at Ole Miss, 1/29/13

12 Blocks: Nerlens Noel (12) at Ole Miss, 1/29/13

4 Steals: Andrew Harrison (4), vs. West Virginia, 3/26/15

5 Steals: Aaron Harrison (5), vs. Arkansas, 2/28/15

6 Steals: Willie Cauley-Stein (6) vs. Georgia, 1/25/14

7 Steals: Rajon Rondo (8) vs. Mississippi State, 2/19/05

8 Steals: Rajon Rondo (8) vs. Mississippi State, 2/19/05

Played every minute: Aaron Harrison (40) vs. Florida, 3/16/14

Played 40+ minutes: Aaron Harrison (40), vs. Ole Miss, 1/6/15

Played over 50 minutes: Patrick Patterson (50) vs. Vanderbilt, 1/12/08

Technical Foul: Tyler Ulis, Alex Poythress, Jamal Murray, vs. Albany, 11/13/15

Fouled Out: Aaron Harrison, vs. Wisconsin, (4/4/15)

Two Players Fouled Out: Marcus Lee, Karl-Anthony Towns, at Missouri (1/29/15)

Three Players Fouled Out: Willie Cauley-Stein, Aaron Harrison, Karl-Anthony Towns, at Texas A&M (1/10/15)

Four Players Fouled Out: Terrence Jones, Josh Harrellson, Brandon Knight, Eloy Vargas, at UNC 12/4/10

TEAM

Started four freshmen: Aaron Harrison, Andrew Harrison, Dakari Johnson, Julius Randle, James Young vs. Connecticut, 4/7/14

Started five freshmen: Aaron Harrison, Andrew Harrison, Dakari Johnson, Julius Randle, James Young vs. Connecticut, 4/7/14

Scored 90 or More Points: 91 vs. Auburn, 3/14/15 (W, 91-67)

Scored 90 or More Points (SEC Game): 110 vs. Auburn, 2/21/15 (W, 110-75)

Scored 100 or More Points: 110 vs. Auburn, 2/21/15 (W, 110-75)

Scored 100 or More Points (SEC Game): 110 vs. Auburn, 2/21/15 (W, 110-75)

Scored 110 or More Points: 110 vs. Auburn, 2/21/15 (W, 110-75)

Scored 110 or More Points (SEC Game): 110 vs. Auburn, 2/21/15 (W, 110-75)

Scored 120 or More Points: 120 vs. Vanderbilt, 2/7/96 (W, 120-81)

Scored 120 or More Points (SEC Game): 120 vs. Vanderbilt, 2/7/96 (W, 120-81)

Scored 130 or More Points: 143 vs. Georgia, 2/27/56 (W, 143-66)

Scored 140 or More Points: 143 vs. Georgia, 2/27/56 (W, 143-66)

Scored 150 or More Points: Never

Scored Less than 50 Points: 48 vs. Vanderbilt, 3/15/13 (L, 64-48)

Allowed 90 or More Points: 90 by Indiana, 3/23/12 (W, 102-90)

Allowed 90 or More Points (SEC Game): 90 by Georgia, 3/4/09 (L, 90-85)

Allowed 100 or More Points: 111 by VMI, 11/14/08 (L, 111-103)

Allowed 100 or More Points (SEC Game): 101 by Arkansas, 2/10/93 (L, 101-94)

Allowed Less Than 50 Points: 39 vs. West Virginia, 3/26/15 (W, 78-39)

Allowed Less Than 50 Points (SEC): 43 vs. South Carolina, 2/14/15 (W, 66-48)

Shot 70% from the field: .722 vs. Mississippi St., 2/15/86

Shot 65% from the field: .677 vs. LIU Brooklyn, 11/23/12

Shot 30% or less from the field: .281 at Texas A&M (1/10/15)

Allowed 50% shooting: .551 vs. Wichita State, 3/23/14

Allowed 60% shooting: .640 by Florida, 3/4/07

Allowed 20% or less shooting: .197 by Montana State, 11/23/14 (12-61)

Allowed 30% or less shooting: .241 by West Virginia, 3/26/15 (13-54)

Held opponent to zero 3-pointers: at Auburn, 1/19/13 (0-15)

Shot 90% or Better from Free Throw Line: 90.0 (9-10) vs. Wisconsin (4/4/15)

Shot 100% from Free Throw Line: 11-11 vs. Florida, 2/7/12

Shot 50% or Less from Free Throw Line: .471 vs. Providence, 11/30/14 (8-17)

Attempted 40 FT: vs. Ole Miss (40), 1/6/15

Attempted five or less FT: vs. South Carolina (4) 1/21/06

Made 30 FT: 30 vs. Auburn, 3/14/15 (30-35)

Hit 10 3-pointers: 11 vs. Ole Miss, 1/5/15 (11-20)

Hit 11 3-pointers: 11 vs. Ole Miss, 1/5/15 (11-20)

Hit 12 3-pointers: 12 vs. UCLA, 12/20/14 (12-26)

Hit 13 3-pointers: 15 vs. Georgia, 3/1/12 (15-27)

Hit 14 3-pointers: 15 vs. Georgia, 3/1/12 (15-27)

Hit 15 3-pointers: 15 vs. Georgia, 3/1/12 (15-27)

Hit 16 3-pointers: 16 vs. UNC-Asheville, 12/23/96 (16-33)

Hit 17 3-pointers: 20 vs. LSU, 3/4/95 (20-35)

Hit 18 3-pointers: 20 vs. LSU, 3/4/95 (20-35)

Hit 19 3-pointers: 20 vs. LSU, 3/4/95 (20-35)

Hit 20 3-pointers: 20 vs. LSU, 3/4/95 (20-35)

Hit 21 3-pointers: 21 vs. North Carolina, 12/27/89 (21-48)

Hit 22 3-pointers: Never

Scored 100 Points in Two Consecutive Games: 3/25/93-3/27/93

Scored 100 Points in Three Consecutive Games: 12/16/77-12/23/77

Scored 100 Points in Consecutive SEC Games: 2/27/56-3/3/56

Won game by 50 points or more: 58 vs. Montana State (W, 86-28) 11/23/14

Won game by 60 points or more: 62 vs. Vanderbilt (W, 106-44) 3/5/03

Won game by 70 points or more: 74 vs. Tennessee-Martin (W, 124-50) 11/26/94

Lost game by 30 points or more: 30 at Tennessee (L, 88-58) 2/16/13

Lost game by 40 points or more: 41 at Vanderbilt (L, 93-52) 2/12/08

Lost game by 50 points or more: 55 at Kansas (L, 150-95) 12/9/89

Lost game by 60 points or more: 70 vs. Central (L, 87-17) 1/28/1910

Lost game by 70 points or more: 70 vs. Central (L, 87-17) 1/28/1910

Game decided by one point: vs. Wisconsin, 4/5/14 (W, 74-73)

Game decided by two points: vs. Notre Dame, 3/28/15 (W, 68-66)

Game decided by three points: vs. Ole Miss, 1/6/15 (W, 89-86)

Two consecutive games decided by one point: vs. North Carolina (W, 73-72) 12/3/11 and at Indiana (L, 73-72) 12/10/11

Three consecutive games decided by one point: Never

Two consecutive games decided by two points: at Ole Miss (L, 71-69) 2/1/11 and Florida (L, 70-68) 2/5/11

Came back from 18-point deficit for win: W, 72-70 vs. Miami Univ. (11/16/09); Trailed 36-18 (7:04 in 1st)

Came back from 19-point deficit for win: W, 80-77 vs. Florida (3/2/94); Trailed 33-14 (7:00 in 1st)

Came back from 20-point deficit for win: W, 99-95 at LSU (2/15/94); Trailed 68-37 (15:34 in 2nd)

Came back from 30-point deficit for win: W, 99-95 at LSU (2/15/94); Trailed 68-37 (15:34 in 2nd)

Came back from 31-point deficit for win: W, 99-95 at LSU (2/15/94); Trailed 68-37 (15:34 in 2nd)

Pulled down 50 rebounds: 54 (22-32) vs. NJIT, 11/14/15

Pulled down 55 rebounds: 56 (17-39) vs. Robert Morris, 11/17/13

Pulled down 60 rebounds: 62 (19-43) vs. Morehead State, 12/16/96

Played an Overtime Game: at Texas A&M, 1/10/15 (W, 70-64 2ot)

Won an Overtime Game: at Texas A&M, 1/10/15 (W, 70-64 2ot)

Played an SEC Overtime Game: at Texas A&M, 1/10/15 (W, 70-64 2ot)

Won an SEC Overtime Game: at Texas A&M, 1/10/15 (W, 70-64 2ot)

Lost an Overtime Game: vs. Arkansas, 2/27/14 (L, 71-67)

Lost an SEC Overtime Game: vs. Arkansas, 2/27/14 (L, 71-67)

Played Two Overtimes: at Texas A&M, 1/10/15 (W, 70-64 2ot)

Played Three Overtimes: vs. Temple 12/7/57 (W, 85-83)

Played Four Overtimes: Never played four overtime game

Played consecutive games that went to overtime: 1/6/15 vs. Ole Miss (W, 89-86) and 1/10/15 at Texas A&M (70-64)

RUPP ARENA

Rupp Arena

Year-by-Year Records

Season	W-L	Pct.	Start
2015-16	2-0	1.000	2-0
2014-15	19-0	1.000	19-0
2013-14	16-2	.889	14-0
2012-13	16-2	.889	3-0
2011-12	18-0	1.000	18-0
2010-11	15-0	1.000	15-0
2009-10	18-0	1.000	18-0
2008-09	12-6	.667	3-0
2007-08	14-4	.778	1-0
2006-07	14-2	.875	10-0
2005-06	10-5	.667	4-0
2004-05	14-1	.933	7-0
2003-04	11-2	.846	3-0
2002-03	12-1	.923	1-0
2001-02	12-3	.800	0-1
2000-01	11-1	.917	0-1
1999-2000	14-0	1.000	14-0
1998-99	12-1	.923	6-0
1997-98	9-3	.750	4-0
1996-97	12-1	.923	12-0
1995-96	13-0	1.000	13-0
1994-95	12-1	.923	2-0
1993-94	13-1	.929	11-0
1992-93	16-0	1.000	16-0
1991-92	15-2	.882	1-0
1990-91	13-0	1.000	13-0
1989-90	13-2	.867	5-0
1988-89	8-6	.571	0-1
1987-88	14-2	.875	8-0
1986-87	13-2	.867	5-0
1985-86	18-0	1.000	18-0
1984-85	11-3	.786	1-0
1983-84	16-0	1.000	16-0
1982-83	14-1	.933	8-0
1981-82	15-1	.938	15-0
1980-81	15-0	1.000	15-0
1979-80	12-3	.800	6-0
1978-79	11-4	.733	3-0
1977-78	16-0	1.000	16-0
1976-77	12-2	.857	4-0
Total	531-64	.892	

Where the Coaches Rank by Wins

Coach	Years	Total	Record
Joe B. Hall	1976-85	9	122-14
Tubby Smith	1997-2007	10	119-19
Rick Pitino	1989-97	8	107-7
John Calipari	2009-Pres.	7th	104-4
Eddie Sutton	1985-89	4	53-10
Billy Gillispie	2007-09	2	26-10

Cats Rock at Rupp

UK has won 187 of its last 214 home games, including a 54-game winning streak in the venerable arena to begin the John Calipari era. All-time, the Wildcats are 531-64 (.892) in Rupp Arena.

Among the most notable marks of dominance in the nation's toughest venue to play include:

- The Wildcats are 282-40 (.876) in regular-season SEC games in the building
- Kentucky set a new program home record of 19 wins in 2014-15
- UK is currently on a 22-game winning streak at Rupp Arena, dating back to 2013-14
- The Wildcats have gone undefeated at home in four of John Calipari's six seasons. Overall, UK has posted a perfect mark in 12 of Rupp Arena's 39 seasons

Calipari Owns Record in Rupp

With UK's 2011-12 season-opening victory over Marist, UK head coach John Calipari recorded his 34th consecutive win in Rupp Arena as UK's head coach. It broke former UK head coach Rick Pitino's longest streak of 33 games in the venue.

The winning streak reached as long as 54 games. Calipari didn't suffer his first loss in Rupp Arena until losing to Baylor in his fourth season. The 54-game run, however, was his longest career winning streak.

Pack the House

Kentucky has led the nation in average home attendance in 17 of the last 20 seasons, including a Rupp Arena record of 24,110 in John Calipari's first season (2009-10) as head coach.

- Kentucky averaged 23,572 fans during the 2015-16 season, the most since 2011-12
- UK has averaged 23,000 or more fans in five of Calipari's six seasons

The Top-Ranked Team at Home

Kentucky has lost just twice at home as the Associated Press top-ranked team in the history of the program and just once in Rupp Arena. Both losses came by just one point.

The Wildcats are 50-1 all-time as the AP No. 1 team in Rupp Arena since its opening in 1976. The lone loss was to Auburn, 53-52, on Jan. 9, 1988.

Coach Cal Reaches 100 Wins at Rupp

John Calipari notched his 100th career win at Rupp Arena as UK's coach with the Wildcats' 110-75 rout of Auburn on Feb. 21.

It took Calipari just 104 games to reach the century mark at home, the fastest of any UK coach.

All-Time Attendance Records in Rupp

No.	Att.	Opponent	Date	Result
1	24,479	Louisville	1/20/10	W, 71-62
2	24,468	N. Carolina	12/5/09	W, 68-66
3	24,465	Florida	2/10/07	L, 64-61
4	24,459	Florida	2/4/03	W, 70-55
5	24,432	Louisville	12/17/05	W, 73-61
6	24,428	Florida	3/7/15	W, 67-50
7	24,425	Florida	2/15/14	L, 69-59
8	24,416	Arkansas	2/28/15	W, 84-67
9	24,411	LSU	2/28/09	L, 73-70
10	24,406	N. Carolina	12/13/14	W, 84-70

Attendance Records in Rupp 2015-16

No.	Att.	Opponent	Date	Result
1	22,671	NJIT	11/14/15	W, 87-57
2	22,080	Albany	11/13/15	W, 78-65
3	21,328	Kentucky St.	11/6/15	W, 111-58*
4	20,743	Ottawa	11/2/15	W, 117-58*

*Exhibition games

Records vs. Most Faced Opponents in Rupp Arena Era (1976-Pres.)

Opponent	Times Played	Record	Cal Era
Florida	39	32-7	5-1
Tennessee	39	35-4	5-0
Vanderbilt	37	35-2	5-0
Georgia	37	33-4	5-0
Ole Miss	30	29-1	5-0
Alabama	29	24-5	4-0
LSU	29	24-5	3-0
Auburn	28	26-2	3-0
Miss. St.	27	25-2	3-0
S. Carolina	25	23-2	5-0
Louisville	17	13-4	3-0
Arkansas	14	11-3	3-1
E. Kentucky	9	9-0	1-0
Indiana	9	8-1	1-0
Morehead St.	8	8-0	2-0
N. Carolina	7	5-2	3-0
N. Dame	5	5-0	-
Tenn. Tech	5	5-0	-
Kansas	5	4-1	-

HEAD COACH JOHN CALIPARI

First-Ballot Hall of Famer

Kentucky men's basketball coach John Calipari joined basketball's fraternity of legends in September after being elected to the Naismith Memorial Basketball Hall of Fame on the first ballot.

Calipari joined an elite group of basketball players and coaches in the Naismith Hall of Fame, considered to be one of the ultimate honors in the sport.

Calipari and the Class of 2015, which included Dick Bevetta, Wildcat Louie Dampier, Lindsay Gaze, Tom Heinsohn, John Isaacs, Spencer Haywood, Lisa Leslie, Dikembe Mutombo, George Raveling and JoJo White, were enshrined during Hall of Fame festivities in Springfield, Mass., Sept. 10-11.

Nearly Unanimous

John Calipari collected nearly every major national coach of the year award after guiding the historic 2014-15 Wildcats to a perfect regular season and eventually a fourth Final Four appearance in five seasons. Among the awards Calipari won in 2014-15:

- Associated Press National Coach of the Year
- Naismith National Coach of the Year
- NABC National Coach of the Year
- The Sporting News National Coach of the Year
- Adolph Rupp National Coach of the Year
- SEC Coach of the Year
- 2015 USBWA District IV Coach of the Year

UMass to Retire Jersey in Calipari's Honor

As part of a 20th anniversary celebration of the UMass men's basketball 1995-96 Final Four team, the UMass Department of Athletics announced plans to retire a jersey in honor of John Calipari during the 2015-16 season. Calipari will have his jersey lifted to the Mullins Center rafters on Dec. 16, prior to the Minutemen's game vs. New Orleans.

- Calipari began his head coaching career at UMass where he turned the Minutemen into a national powerhouse from 1988-1996
- In addition to the 1995-96's team's 35-2 record and the Final Four appearance, Calipari led the Minutemen to the 1991-92 NCAA Sweet 16, the 1992-93 and 1993-94 NCAA second round and the 1994-95 NCAA Elite Eight. UMass won five straight Atlantic 10 titles during that span as well

600 On-Court Victories

With a win over No. 5 Kansas on Nov. 18, 2014, John Calipari claimed his 600th on-court victory as a Division I head coach. He became the 13th active Division I coach to achieve the feat.

Calipari at No. 1

John Calipari is one of just two coaches (Frank McGuire) to lead three programs to a No. 1 ranking. With UK's preseason No. 1 ranking in the USA Today Coaches' Poll, Calipari has guided six of his last nine teams to the No. 1 ranking (and the eighth time he's done it overall).

When Coach Cal's teams have been at the top, they're been difficult to knock off:

- Calipari is 104-10 (.912) as the top-ranked Associated Press coach in the country
- He's 63-5 (.926) when his team is at the top of the AP Top 25 as UK's head coach
- Calipari tallied a 32-4 mark at UMass when the Minutemen were No. 1 and he was 9-1 at Memphis when he had the Tigers at the pinnacle of the rankings
- Calipari (104) trails only Duke's Mike Krzyzewski (189) in active coaches with victories as the No. 1 head coach

AHEAD OF THE BARON OF THE BLUEGRASS

- Legendary coach Adolph Rupp won 876 career games while he was the coach of UK. He also led Kentucky to five NCAA titles during his 41-year tenure.
- John Calipari is ahead of the pace with the legend as far as victories to begin his career at UK. Also, Calipari (.833) is ahead of Rupp (.822) in total UK career winning percentage.

Coach	Games	Record	Next Game (231st Game)
John Calipari	230	192-38	vs. Duke (Nov. 17, 2015)
Adolph Rupp	230	184-46	def. Texas A&M 49-29 (Dec. 30, 1941)
Rick Pitino	230	181-49	def. Georgia Tech (Dec. 9, 1995)
Tubby Smith	230	180-50	def. Alabama (Feb. 10, 2004)
Joe B. Hall	230	172-58	def. Tennessee 83-75 (Feb. 2, 1980)

UK VS. AP RANKED FOES

In John Calipari Era (2009-Present)

41-15, 13-5 SEC

vs. No. 3 Wisconsin (NCAA)	April 4, 2015	L, 71-64
vs. No. 8 Notre Dame (NCAA)	March 28, 2015	W, 68-66
vs. No. 20 W. Virginia (NCAA)	March 26, 2015	W, 78-39
vs. No. 18 Arkansas (SECT)	March 15, 2015	W, 78-63
vs. No. 18 Arkansas	Feb. 28, 2015	W, 84-67
at No. 4 Louisville	Dec. 27, 2014	W, 58-50
vs. No. 21 North Carolina	Dec. 13, 2014	W, 84-70
vs. No. 6 Texas	Dec. 5, 2014	W, 63-51
vs. No. 5 Kansas (Indianapolis)	Nov. 18, 2014	W, 72-40
vs. No. 18 UConn (NCAA)	April 7, 2014	L, 60-54
vs. No. 12 Wisconsin (NCAA)	April 5, 2014	W, 74-73
vs. No. 7 Michigan (NCAA)	March 30, 2014	W, 75-72
vs. No. 5 Louisville (NCAA)	March 28, 2014	W, 74-69
vs. No. 2 Wichita St. (NCAA)	March 23, 2014	W, 78-76
vs. No. 1 Florida (Atlanta)	March 16, 2014	L, 61-60
at No. 1 Florida	March 8, 2014	L, 84-65
vs. No. 3 Florida	Feb. 15, 2014	L, 69-59
vs. No. 4 Louisville	Dec. 28, 2013	W, 73-66
at No. 18 North Carolina	Dec. 14, 2013	L, 82-77
vs. No. 20 Baylor (Dallas)	Dec. 6, 2013	L, 67-62
vs. No. 2 Michigan St. (Chicago)	Nov. 12, 2013	L, 78-74
vs. No. 11 Florida	March 9, 2013	W, 61-57
at No. 7 Florida	Feb. 12, 2013	L, 69-52
at No. 16 Ole Miss	Jan. 29, 2013	W, 87-74
at No. 4 Louisville	Dec. 29, 2012	L, 80-77
vs. No. 9 Duke (Atlanta)	Nov. 13, 2012	L, 75-68
vs. No. 6 Kansas (NCAA)	April 2, 2012	W, 67-59
vs. No. 17 Louisville (NCAA)	March 31, 2012	W, 69-61
vs. No. 9 Baylor (NCAA)	March 25, 2012	W, 82-70
vs. No. 16 Indiana (NCAA)	March 23, 2012	W, 87-71
vs. No. 22 Florida	March 10, 2012	W, 74-71
at No. 16 Florida	March 4, 2012	W, 74-59
vs. No. 8 Florida	Feb. 7, 2013	W, 78-58
vs. No. 4 Louisville	Dec. 31, 2012	W, 69-62
vs. No. 5 North Carolina	Dec. 3, 2011	W, 73-72
vs. No. 12 Kansas (New York)	Nov. 15, 2011	W, 75-65
vs. No. 9 UConn (NCAA)	April 2, 2011	L, 56-55
vs. No. 7 N. Carolina (NCAA)	March 27, 2011	W, 76-69
vs. No. 1 Ohio State (NCAA)	March 25, 2011	W, 62-60
vs. No. 22 W. Virginia (NCAA)	March 19, 2011	W, 71-63
vs. No. 12 Florida (Atlanta)	March 13, 2011	W, 70-54
vs. No. 21 Vanderbilt	March 1, 2011	W, 68-66
vs. No. 13 Florida	Feb. 26, 2011	W, 76-68
at No. 21 Vanderbilt	Feb. 12, 2011	L, 81-77
at No. 22 Louisville	Dec. 31, 2010	W, 78-63
vs. No. 23 N. Dame (Louisville)	Dec. 8, 2010	W, 72-58
vs. No. 13 Washington (Maui)	Nov. 23, 2010	W, 74-67
vs. No. 6 W. Virginia (NCAA)	March 27, 2010	L, 73-66
vs. No. 15 Tennessee (Nashville)	March 13, 2010	W, 74-45
at No. 19 Tennessee	Feb. 27, 2010	L, 74-65
at No. 17 Vanderbilt	Feb. 20, 2010	W, 58-56
vs. No. 12 Tennessee	Feb. 13, 2010	W, 73-62
vs. No. 25 Ole Miss	Feb. 2, 2010	W, 85-75
vs. No. 21 Vanderbilt	Jan. 30, 2010	W, 85-72
vs. No. 14 UConn (New York)	Dec. 9, 2009	W, 64-61
vs. No. 10 North Carolina	Dec. 5, 2009	W, 68-66

Calipari's Record at UK vs:

vs. No. 1	1-2
vs. Top 3	2-5
vs. Top 5	8-6
vs. Top 10	16-10
vs. Top 15	25-10
vs. Top 20	32-14
vs. Top 25	41-15

Home	15-1
Away	5-6
Neutral	21-8
SEC Tourney	3-1
NCAA Tourney	13-4

HEAD COACH JOHN CALIPARI

TRACKING UK HEAD COACHES

Coach	First 50 Games	Pct.
Calipari	45-5	.900
Smith	45-5	.900
Rupp	43-7	.860
Sutton	41-9	.820
Hall	32-18	.640
Pitino	31-19	.620

Coach	First 100 Games	Pct.
Rupp	89-11	.890
Calipari	87-13	.870
Smith	80-20	.800
Sutton	77-23	.770
Pitino	73-27	.730
Hall	67-33	.670

Coach	First 150 Games	Pct.
Rupp	129-21	.860
Calipari	124-26	.827
Smith	116-34	.773
Pitino	114-36	.760
Hall	110-40	.733

Coach	First 200 Games	Pct.
Rupp	163-37	.815
Calipari	163-37	.815
Pitino	156-44	.780
Smith	156-44	.780
Hall	149-51	.745

There's No Place Like Home

Since the 2000 season, John Calipari-coached teams have posted a 257-22 (.921) record at home through Nov. 14, 2015. At UK, Coach Cal is 104-4 (.963) at Rupp Arena.

In four of Calipari's six seasons at Kentucky, the Wildcats have posted an undefeated record at home, including a school-record 19-0 mark during the 2014-15 season.

Calipari's 54-game winning streak at Rupp Arena to begin his UK coaching career was the longest winning streak since the arena opening in 1976.

	Coach	Streak (Yrs)
1.	John Calipari	54 (2010-13)
2.	Rick Pitino	33 (1992-94)
3.	Joe B. Hall	30 (1981-82)
4.	Rick Pitino	27 (1995-97)
5.	Joe B. Hall	26 (1977-78)

Life on the Road Isn't So Bad Either

As good as John Calipari's team's have been at home, they're nearly as good in hostile environments on the road. Dating back to the 2005-06 season, Calipari has recorded a 76-27 (.738) record on the road.

Calipari Unrivaled in Conference

John Calipari has won 13 league championships (including the 2010, 2012 and 2015 SEC championships) six more than the next-closest coach in the SEC (Ben Howland has seven conference titles). Calipari also has 12 conference tournament titles, seven more than his closest competitor (Howland).

He's tallied a 290-86 (.772) all-time record within conference play as a head coach and owns an 82-20 (.804) record since joining the SEC.

Calipari's Undefeated Conference Teams

John Calipari is believed to be one of three coaches, along with Frank McGuire and Jerry Tarkanian, to lead multiple teams to an unblemished mark in multiple Division I conferences. Calipari did so at Memphis in Conference USA and Kentucky in the SEC.

- McGuire led St. John's in the Metro New York ('51, '52), North Carolina in the ACC ('57) and South Carolina in the ACC ('70) to undefeated marks
- Jerry Tarkanian guided Long Beach State in the Pacific Coast Athletics Association ('70, '71) and UNLV in the Big West ('87, '91, '92) to perfect conference seasons

CALIPARI AT NO. 1

Record as Associated Press Top-Ranked Coach Since 2009-10

Coach	Schools	Records
1. John Calipari	Kentucky	63-5
2. Bill Self	Kansas	26-4
3. Mike Krzyzewski	Duke	24-4
4. Jim Boeheim	Syracuse	15-4
5. Tom Crean	Indiana	14-3
6. Thad Matta	Ohio State	13-2
7. Sean Miller	Arizona	12-1
8. Billy Donovan	Florida	11-1
9. Roy Williams	North Carolina	6-1
10. Tom Izzo	Michigan State	4-1

Record as Associated Press Top-Ranked Coach (Active)

Coach	Schools	Records
1. Mike Krzyzewski	Duke	189-28
2. John Calipari	UK, Memphis, UMass	104-10
3. Roy Williams	UNC, Kansas	93-17
4. Bruce Weber	Illinois	30-2
5. Bill Self	Kansas	28-5
6. Jim Boeheim	Syracuse	24-5
7. Thad Matta	Ohio State	22-3
8. Bob Huggins	Cincinnati	20-4
9. Tom Crean	Indiana	14-3
10. Mark Few	Gonzaga	3-1

*totals through Nov. 14, 2015

30 is the new 20

John Calipari has 21 consecutive seasons of 20 or more on-court wins as a collegiate head coach. He leads all active coaches with that streak, ahead of Mike Krzyzewski of Duke (19), Jim Boeheim (17) and Bill Self (17).

More impressive, Calipari has nine seasons with 30 or more on-court wins. Only Mike Krzyzewski (13) and Roy Williams (10) have more.

Calipari is the first coach in NCAA Division I history to record five straight on-court 30-win seasons, notching 30 straight in consecutive seasons from 2005-06 to 2009-10.

The Success Rate

John Calipari has graduated 100 percent of the players (14 of 14) who have been eligible to receive their diploma by the end of their senior years and exhausted their athletic eligibility. Of that group, Patrick Patterson, Jarrod Polson and Alex Poythress completed their degrees in three years.

In the NCAA's APR, which measures eligibility, retention and graduation, UK has posted a single-year Academic Progress Rate of 979 or higher in every season under Calipari, including a perfect 1,000 in the last two reports. Kentucky's four-year composite score in the most recent report, which was released in May, was a 995, earning the team an NCAA academic award for finishing in the top 10 percent of Division I men's basketball programs.

Under Calipari, the team has also posted a 3.0 grade-point average or better in seven of the last nine semesters.

HEAD COACH JOHN CALIPARI

Double-Digit Win Streaks

Kentucky's 38-game winning streak in 2014-15 was historic, but it wasn't completely out of the norm for John Calipari. It was the 17th streak of Calipari's career where his teams have won 10 or more consecutive games during the season, the sixth where they have won 20 or more, the fifth where they have won 25 or more, the first where they have won 30 or more, and the first with 35 or more. Here's a list of all of them:

1. 38 Kentucky, 2014-15
2. 27 Memphis, 2008-09
3. 26 Memphis, 2007-08
26 UMass, 1995-96
5. 25 Memphis, 2006-07
6. 24 Kentucky, 2011-12
7. 19 Kentucky, 2009-10
8. 16 UMass, 1994-95
9. 15 Memphis, 2005-06
10. 14 UMass, 1991-92
11. 12 Memphis, 2007-08
12 Memphis, 2002-03
12 UMass, 1992-93
14. 11 Memphis, 2003-04
15. 10 Memphis, 2001-02
10 UMass, 1993-94
10 Kentucky, 2010-11

Developing Talent

John Calipari hasn't just signed the best talent in the country while he's been at Kentucky; he's been the best at developing that talent and getting it ready for the next level.

Of the 23 top-25 players Kentucky has signed prior to this season (according to Rivals), 19 were drafted and 16 were selected in the first round. Those draft numbers don't include Marcus Lee, Alex Poythress and Kyle Wiltjer, who are currently in college.

But that's only half the story. Calipari's players don't just make it to the pros; they're better prepared than anyone else. The proof is in the numbers.

Over the course of his career, Calipari's nearly 40 NBA pros have made approximately \$1.25 billion in NBA contracts alone, which doesn't include endorsement deals and overseas contracts.

CALIPARI KNOWS DEFENSE

John Calipari's 2014-15 Kentucky Wildcat team was heralded as one of the best defensive teams ever, however, defense has always been a staple of Calipari-coached teams. Dating back to complete NCAA records beginning in 2001-02, Calipari's teams have been among national leaders in several critical defensive categories:

Year	FG % Def.	Rebound Margin	Scoring Margin	Blocks
2001-02 (UM)	13th (39.5)	11th (+6.6)	15th (+11.2)	54th (4.4)
2002-03 (UM)	28th (40.6)	44th (+4.1)	32nd (+8.0)	26th (5.1)
2003-04 (UM)	34th (40.5)	58th (+3.4)	48th (+7.1)	20th (5.0)
2004-05 (UM)	4th (38.4)	75th (+2.9)	62nd (+5.9)	13th (5.4)
2005-06 (UM)	2nd (38.0)	9th (+6.7)	5th (+14.6)	8th (6.4)
2006-07 (UM)	12th (39.0)	28th (+5.3)	5th (+5.8)	12th (5.9)
2007-08 (UM)	12th (39.1)	16th (+6.2)	2nd (+18.0)	8th (6.1)
2008-09 (UM)	1st (37.1)	19th (+6.1)	2nd (+16.3)	7th (6.0)
2009-10 (UK)	3rd (37.8)	4th (+8.1)	6th (+14.3)	4th (7.2)
2010-11 (UK)	15th (39.4)	60th (+3.6)	13th (+11.4)	3rd (6.3)
2011-12 (UK)	1st (37.4)	12th (+6.8)	1st (+16.8)	1st (8.6)
2012-13 (UK)	30th (39.2)	48th (+4.3)	48th (+8.2)	3rd (6.6)
2013-14 (UK)	59th (41.1)	2nd (+9.4)	43rd (+8.2)	13th (5.9)
2014-15 (UK)	1st (35.4)	15th (+6.8)	1st (+20.1)	2nd (6.9)

RECRUITING TRAIL

The Wildcats have signed more top-25 players over the past seven seasons than any other school under John Calipari's leadership. Nearly one-quarter of all Rivals' top-10 prospects nationally over the past seven classes have signed with Coach Cal and the Cats.

PLAYER (YEAR)	ESPN	RIVALS	SCOUT
Isaiah Briscoe ('15)	13	9	15
Isaac Humphries ('15)	49*	35*	50
Skal Labissiere ('15)	11	4	3
Charles Matthews ('15)	47	57	62
Jamal Murray ('15)	NA^	9	12
Devin Booker ('14)	18	30	31
Trey Lyles ('14)	7	8	8
Karl Towns ('14)	6	11	11
Tyler Ulis ('14)	33	33	29
Aaron Harrison ('13)	9	7	6
Andrew Harrison ('13)	5	5	5
Dominique Hawkins ('13)	NR	NR	NR
Dakari Johnson ('13)	7	9	17
Marcus Lee ('13)	25	19	24
Julius Randle ('13)	3	2	2
James Young ('13)	8	11	11
Derek Willis ('13)	NR	115	NR
Archie Goodwin ('12)	15	14	14
Willie Cauley-Stein ('12)	40	40	48
Julius Mays ('12)	NA#	NA#	NA#
Nerlens Noel ('12)	1	2	1
Alex Poythress ('12)	13	8	7
Twany Beckham ('11)	NA#	NA#	NA#
Anthony Davis ('11)	1	2	1
Ryan Harrow ('11)	NA#	NA#	NA#
Michael Kidd-Gilchrist ('11)	4	3	6
Marquis Teague ('11)	8	5	8
Kyle Wiltjer ('11)	19	22	24
Terrence Jones ('10)	9	13	8
Enes Kanter ('10)	25	3	3
Brandon Knight ('10)	4	6	6
Doron Lamb ('10)	29	21	28
Jarrod Polson ('10)	NA@	NA@	NA@
Stacey Poole, Jr. ('10)	51	33	67
Eloy Vargas ('10)	NA	NA	NA
Eric Bledsoe ('09)	NR	23	37
DeMarcus Cousins ('09)	4	2	3
Darnell Dodson ('09)	NA#	NA#	NA#
Daniel Orton ('09)	13	22	17
John Wall ('09)	5	1	2
Jon Hood ('09)	92	40	46

Top-10 Players	15	17	15
Top-15 Players	20	21	20
Top-25 Players	24	26	24
Top-50 Players	29	32	30

* - ranking according to the 2016 class

^ - reclassified after final rankings were released

- transfer

@ - joined team as walk-on

HEAD COACH JOHN CALIPARI

UK HONORS UNDER CALIPARI

National Player of the Year

John Wall (2010)	Adolph Rupp
Anthony Davis (2012)	Adolph Rupp, AP, BasketballTimes, Naismith, USBWA, Wooden Award

National Freshman of the Year

John Wall (2010)	USBWA
Anthony Davis (2012)	USBWA

All-America Honors

D. Cousins (2010)	AP - 1st, NABC - 2nd, USBWA - 2nd, SN - 2nd
John Wall (2010)	AP - 1st, NABC - 1st, USBWA - 1st, SN - 1st
Anthony Davis (2012)	AP - 1st, USBWA - 1st, NABC - 1st, SN - 1st
M. Kidd-Gilchrist (2012)	AP - 3rd, USBWA - 2nd, NABC - 3rd, SN - 2nd
Julius Randle (2014)	NABC - 3rd
W. Cauley-Stein (2015)	NABC - 1st, USBWA - 1st, SN - 1st
K. Towns (2015)	SN - 3rd

SEC Player of the Year

John Wall	2010 (AP, Coaches)
Anthony Davis	2012 (AP, Coaches)

SEC Defensive Player of the Year

Anthony Davis	2012 (Coaches)
Nerlens Noel	2013 (Coaches)
Willie Cauley-Stein	2015 (Coaches)

SEC Freshman of the Year

DeMarcus Cousins	2010 (Coaches)
John Wall	2010 (AP)
Terrence Jones	2011 (Coaches/AP)
Anthony Davis	2012 (Coaches/AP)
Nerlens Noel	2013 (Coaches/AP)
Julius Randle	2014 (Coaches/AP)
Karl-Anthony Towns	2015 (Coaches/AP)

SEC Sixth Man of the Year

Darius Miller	2012 (Coaches)
Kyle Wiltjer	2013 (Coaches)
Devin Booker	2015 (Coaches)

All-SEC

D. Cousins (2010)	1st (Coaches/AP)
P. Patterson (2010)	1st (Coaches)/2nd (AP)
John Wall (2010)	1st (Coaches/AP)
Terrence Jones (2011)	1st (Coaches/AP)
Brandon Knight (2011)	1st (Coaches)/2nd (AP)
Anthony Davis (2012)	1st (Coaches/AP)
M. Kidd-Gilchrist (2012)	1st (Coaches/AP)
Terrence Jones (2012)	2nd (Coaches/AP)
Doron Lamb (2012)	2nd (Coaches)
Nerlens Noel (2013)	1st (Coaches/AP)
Julius Randle (2014)	1st (Coaches/AP)
James Young (2014)	2nd (Coaches)
Devin Booker (2015)	2nd (Coaches)
W. Cauley-Stein (2015)	1st (Coaches/AP)
Aaron Harrison (2015)	2nd (Coaches/AP)
K. Towns (2015)	1st (Coaches/AP)

All-SEC Defensive Team

Patrick Patterson	2010
DeAndre Liggins	2011
Anthony Davis	2012
Michael Kidd-Gilchrist	2012
Nerlens Noel	2013
Willie Cauley-Stein	2013
Willie Cauley-Stein	2015

Coaches' All-SEC Freshman Team

Eric Bledsoe	2010
DeMarcus Cousins	2010
John Wall	2010
Brandon Knight	2011
Terrence Jones	2011
Doron Lamb	2011
Anthony Davis	2012
Michael Kidd-Gilchrist	2012
Willie Cauley-Stein	2013
Archie Goodwin	2013
Nerlens Noel	2013
Alex Poythress	2013
Julius Randle	2014
James Young	2014
Devin Booker	2015
Trey Lyles	2015
Karl-Anthony Towns	2015
Tyler Ulis	2015

NCAA Final Four Team

Anthony Davis (MVP)	2012
Michael Kidd-Gilchrist	2012
Doron Lamb	2012
Julius Randle	2014
James Young	2014

NCAA Regional Tournament Honors

DeMarcus Cousins	2010
John Wall	2010
Josh Harrellson	2011
Brandon Knight (MVP)	2011
DeAndre Liggins	2011
M. Kidd Gilchrist (MVP)	2012
Anthony Davis	2012
Doron Lamb	2012
Aaron Harrison	2014
Marcus Lee	2014
Julius Randle (MVP)	2014
Willie Cauley-Stein	2015
Andrew Harrison	2015
K. Towns (MVP)	2015

Calipari's Draft Picks

In 23 seasons as a head coach, John Calipari has coached 36 NBA Draft picks, including 25 first-round selections, with 14 of those going in the top 10. He's had four players draft No. 1 overall, twice as many as any other coach, and two or more players selected in eight consecutive NBA drafts, dating back to 2008 with Memphis.

PLAYER (SCHOOL)	ROUND	OVERALL	YEAR
Eric Bledsoe (UK)	First	18th	2010
Devin Booker (UK)	First	13th	2015
Antonio Burks (MEM)	Second	36th	2004
Marcus Camby (UMASS)	First	2nd	1996
Rodney Carney (MEM)	First	16th	2006
DeMarcus Cousins (UK)	First	5th	2010
Willie Cauley-Stein (UK)	First	6th	2015
Anthony Davis (UK)	First	1st	2012
Joey Dorsey (MEM)	Second	33rd	2008
Chris Douglas-Roberts (MEM)	Second	40th	2008
Robert Dozier (MEM)	Second	60th	2009
Tyreke Evans (MEM)	First	4th	2009
Archie Goodwin (UK)	First	29th	2013
Josh Harrellson (UK)	Second	45th	2011
Andrew Harrison (UK)	First	44th	2015
Dakari Johnson (UK)	First	48th	2015
Terrence Jones (UK)	First	18th	2012
Enes Kanter (UK)	First	3rd	2011
Michael Kidd-Gilchrist (UK)	First	2nd	2012
Brandon Knight (UK)	First	8th	2011
Doron Lamb (UK)	Second	42nd	2012
DeAndre Liggins (UK)	Second	53rd	2011
Trey Lyles (UK)	First	12th	2015
Darius Miller (UK)	Second	46th	2012
Nerlens Noel (UK)	First	6th	2013
Daniel Orton (UK)	First	29th	2010
Patrick Patterson (UK)	First	14th	2010
Julius Randle (UK)	First	7th	2014
Lou Roe (UMASS)	Second	30th	1995
Derrick Rose (MEM)	First	1st	2008
Marquis Teague (UK)	First	29th	2012
Karl-Anthony Towns (UK)	First	1st	2015
Dajuan Wagner (MEM)	First	6th	2002
John Wall (UK)	First	1st	2010
Shawne Williams (MEM)	First	17th	2006
James Young (UK)	First	17th	2014

HEAD COACH JOHN CALIPARI



A “players-first” coach with a penchant for helping people reach their dreams, John Calipari, a Naismith Memorial Basketball Hall of Famer, has guided six teams to the Final Four, led one to a national championship and helped 38 players make it to the NBA during his 23-year college coaching career.

Calipari guided Kentucky to its eighth national championship and his first national title in 2012. In becoming only the second coach in NCAA history to lead three different schools to the Final Four, he has racked up over 600 victories, 16 NCAA Tournament appearances, six Final Fours and numerous national coach of the year honors.

In 2015, Coach Cal led college basketball’s first ever 38-0 team, and became one of just three coaches to make four Final Fours in a five-year span. At the end of the season, Calipari became the 96th coach to join the Naismith Memorial Basketball Hall of Fame.

While building a program out of obscurity at Massachusetts, laying the foundation at Memphis and restoring luster at the sport’s greatest program at Kentucky, he has totaled the second-most wins in NCAA history in the first 20 years of a college coaching career.

Quite honestly, though, Calipari’s on-court success overshadows a much more significant picture.

In his goal to lead a players-first program, he has helped 38 players realize their dreams and guide them to the NBA, including a record five first-round draft picks in 2010. Two years later, six Wildcats heard their names called at the 2012 draft, the most in the two-round draft era. UK, with Calipari’s help, would tie those six picks again in 2015, including a record-tying four lottery selections. His four No. 1 overall picks are twice as many as any other coach, and he’s had 25 players drafted during his six years at Kentucky, including 19 first-round picks.

Much like he did at UMass, where his players graduated at nearly 80 percent, Calipari has stressed academics. Fifteen of his last 18 seniors at Memphis earned their bachelor’s degrees, and all 14 players at UK who were eligible to graduate by the end of their senior years walked away with a diploma in hand, including three players who earned their degree in just three years. The Wildcats posted a 3.11 grade-point average for the 2014 fall semester, the seventh time in the last eight semesters they earned a 3.0 GPA or better.

His foundation, The Calipari Foundation, has raised millions of dollars to help the lives of those in need in the Commonwealth and across the country. In 2010, he used a telethon to raise more than \$1 million for victims of the devastating earthquake in Haiti, and he organized another one in 2012 for victims of Superstorm Sandy. A year after helping raise \$350,000 for charity during the inaugural UK alumni weekend, Calipari was the driving force behind the more than \$1 million that was donated to local and national organizations during the second annual alumni weekend, and then \$1.5 million in 2015.

Author of the New York Times Best Seller “Players First: Coaching from the Inside Out” and “Bounce Back: Overcoming Setbacks to Succeed in Business and in Life,” Calipari is a master of communication and maximizing talent. He lives by the motto that “it’s never a matter of how far you have fallen, but instead it’s about how high you bounce back.”

BIOGRAPHICAL INFORMATION

Date of Birth: Feb. 10, 1959 | **Wife:** Ellen
Children: Erin Sue, Megan Rae, Bradley Vincent

Education

Clarion State (1982)

Head Coaching Experience

University of Massachusetts (1989-96)

New Jersey Nets (NBA) (1997-99)

University of Memphis (2001-09)

University of Kentucky (2010-present)

COACHING AWARDS

- 2015 Naismith Memorial Basketball Hall of Fame Inductee
- 2015 AP National Coach of the Year
- 2015 Naismith National Coach of the Year
- 2015 NABC National Coach of the Year
- 2015 The Sporting News National Coach of the Year
- 2015 Adolph Rupp National Coach of the Year
- 2015 SEC Coach of the Year (AP/Coaches)
- 2015 USBWA District IV Coach of the Year
- 2012 Nell & John Wooden Coach of the Year Leadership Award
- 2012 Naismith National Coach of the Year Finalist
- 2012 SEC Coach of the Year (AP/Coaches)
- 2010 Adolph Rupp National Coach of the Year
- 2010 Naismith National Coach of the Year Finalist
- 2010 SEC Coach of the Year (AP)
- 2010 *Sporting News* SEC Coach of the Year
- 2010 Yahoo! Sports SEC Coach of the Year
- 2010 USBWA District IV Coach of the Year
- 2009 NABC National Co-Coach of the Year
- 2009 *Sports Illustrated* National Coach of the Year
- 2009 Phelan National Coach of the Year
- 2009 Iba National Coach of the Year Finalist
- 2009 C-USA Coach of the Year
- 2008 Naismith National Coach of the Year
- 2008 C-USA Coach of the Year
- 2008 Iba National Coach of the Year Finalist
- 2008 Phelan National Coach of the Year Finalist
- 2007 Phelan National Coach of the Year Finalist
- 2007 USBWA District IV Coach of the Year
- 2007 *Basketball Times* South Region Coach of the Year
- 2006 C-USA Coach of the Year
- 2004 NABC District 7 Coach of the Year
- 1996 Naismith National Coach of the Year
- 1996 NABC National Coach of the Year
- 1996 *The Sporting News* National Coach of the Year
- 1996 Atlantic 10 Coach of the Year
- 1995 Naismith National Coach of the Year Finalist
- 1994 Naismith National Coach of the Year Finalist
- 1994 Atlantic 10 Coach of the Year
- 1993 USBWA District I Coach of the Year
- 1993 Atlantic 10 Coach of the Year
- 1992 Eastern Basketball Coach of the Year



HEAD COACH JOHN CALIPARI

CAL IN CONFERENCE

SEC COACHES	CONFERENCE	Tournament	Conference
	CHAMPIONSHIPS	Championships	Coach of the Year
Avery Johnson, Alabama	0	0	0
Mike Anderson, Arkansas	1	1	1
Bruce Pearl, Auburn	7	2	7
Michael White, Florida	3	0	2
Mark Fox, Georgia	4	0	3
John Calipari, Kentucky	13	12	9
Johnny Jones, LSU	1	2	0
Kim Anderson, Missouri	6	4	2
Andy Kennedy, Ole Miss	0	1	2
Ben Howland, Mississippi State	7	5	3
Frank Martin, South Carolina	0	0	1
Rick Barnes, Tennessee	3	1	5
Billy Kennedy, Texas A&M	4	2	3
Kevin Stallings, Vanderbilt	2	3	3
TOTALS	51	33	41

NCAA DIVISION I ACTIVE WINNINGEST COACHES

(On-Court By Percentage - Min. 10 yrs. at Division I level)

NO.	COACH/TEAM	YRS.	PCT.
1.	Mark Few/Gonzaga	16	.810
2.	Roy Williams/UNC	27	.788
3.	John Calipari/Kentucky	23	.781
4.	Mike Krzyzewski/Duke	40	.767
5.	Bo Ryan/Wisconsin	31	.764

SINCE 2005-06 ...

Since the 2005-06 season, John Calipari's on-court record ranks him as the winningest coach. Totals through Nov. 14, 2015:

COACH	RECORD
1. John Calipari	329-52
2. Bill Self	306-62
3. Mike Krzyzewski	299-64
4. Roy Williams	281-86
5. Mark Few	279-66

MISCELLANEOUS ON-COURT RECORDS

Overall Record:637-178 (.782)
 March/April Record:.....139-40 (.781)
 NCAA Record:.....47-15 (.770)
 Record in Conference Games:290-86 (.771)
 Record in Conference Tournament:.....47-12 (.797)

- Calipari owns the most single-season wins with 38, tying his own record (Memphis in '08 and UK in '12) in 2016 with 38 wins
- Calipari is one of two coaches (Roy Williams) in NCAA Division I history to have 400 or more wins in the first 16 years as a head coach. Calipari had 416 wins in his first 16 years
- Calipari is the winningest coach in NCAA Division I history for a five-year span with 173 victories (2008-12)
- Calipari is the first coach in NCAA Division I history to record five straight on-court 30-win seasons. Memphis hit the 30-win plateau from 2006-09
- Calipari is one of only two coaches (Rick Pitino) to lead three different schools to a Final Four
- Calipari is one of only three coaches (John Wooden, Mike Krzyzewski) to go to four Final Fours in five seasons
- Calipari started with a 54-0 record in Rupp Arena as head coach of the Wildcats
- Calipari has 25 players that have been chosen in the NBA Draft (19 first-round picks) over the last six seasons
- Calipari has more wins (327) in a 10-year period (2006-15) than any other coach in college basketball history

CALIPARI VS. ALL OPPONENTS

Alabama 8-3	Furman 1-0	Mississippi Valley St..... 1-0	S. Louisiana..... 1-0
Albany..... 1-0	George Mason 1-0	Missouri..... 5-2	Southern Cal 3-0
Arizona 1-1	Georgetown..... 2-1	Montana State..... 1-0	Southern Miss 15-4
Arizona State 0-1	George Washington..... 8-9	Morehead State..... 2-0	Southwest Texas St..... 1-0
Arkansas 7-6	Georgia 9-2	Murray State..... 1-0	St. Bonaventure..... 17-1
Arkansas-Little Rock 3-0	Georgia Tech 1-1	Nevada 1-0	St. John's..... 1-0
Arkansas-Pine Bluff..... 1-0	Gonzaga..... 4-0	New Hampshire..... 5-0	St. Joseph's 15-5
Arkansas State 4-0	Grand Canyon..... 1-0	NJIT..... 1-0	St. Mary's..... 1-0
Auburn..... 8-0	Hampton..... 1-0	New Mexico..... 1-0	St. Peter's 1-0
Austin Peay..... 6-1	Hartford 2-0	New Orleans..... 1-0	Stanford..... 3-2
Baylor 1-2	Harvard..... 1-0	North Carolina 5-2	Syracuse..... 3-2
Belmont 2-0	Holy Cross..... 4-1	North Carolina State..... 1-0	TCU 5-1
Boise State..... 1-0	Houston..... 17-3	North Texas..... 1-0	Temple..... 13-11
Boston University 6-1	Howard 1-0	Northeastern 2-1	Tennessee 12-5
Boston College..... 2-0	Illinois 1-1	Northern Kentucky 1-0	Tennessee Martin 4-0
Bradley 1-0	Indiana..... 3-1	Northwestern State 2-0	Tennessee Tech..... 1-0
Bucknell..... 1-0	Iowa..... 0-1	Notre Dame 2-1	Texas 2-2
Buffalo 2-0	Iowa State..... 2-0	Oakland 1-0	Texas A&M..... 4-1
BYU 1-0	Jackson State 2-0	Ohio State..... 1-1	Texas Arlington 3-0
Cal State Northridge 1-0	Kansas..... 3-3	Oklahoma 4-1	Towson State 1-0
Central Conn. St..... 2-0	Kansas State 2-0	Oklahoma State..... 0-2	Tulane..... 15-0
Charlotte..... 2-3	Keene State..... 1-0	Old Dominion 2-0	Tulsa 11-1
Chattanooga..... 2-0	Kentucky..... 2-4	Oral Roberts 1-0	UAB..... 14-3
Christian Brothers..... 2-0	Lafayette (Pa.)..... 1-0	Oregon State..... 1-0	UCF..... 6-0
Cincinnati..... 6-7	Lamar..... 4-0	Pennsylvania..... 3-0	UCLA 3-1
Cleveland State..... 3-0	LaSalle 3-0	Penn State 4-4	UNC Asheville 2-0
Coastal Carolina..... 1-0	LIU-Brooklyn 1-0	Pepperdine 1-0	UNC Greensboro 1-0
Colorado 1-1	Lipscomb 1-0	Pittsburgh 2-1	UNC Wilmington..... 1-0
Colorado State..... 1-1	Long Beach State 1-0	Portland..... 3-0	USF 9-1
Columbia 1-0	Louisiana-Lafayette..... 2-0	Princeton 2-0	Utah 1-1
Connecticut 2-5	Louisiana Tech 1-1	Providence..... 3-1	UTEP 6-0
Coppin State..... 1-0	Louisville..... 13-6	Purdue..... 2-1	Vanderbilt 10-3
Cornell 1-0	LSU..... 8-1	Radford 1-0	Vermont..... 2-0
Dartmouth..... 1-0	Loyola 1-0	Rhode Island..... 16-2	Villanova 2-0
Dayton 1-0	Lowell 2-1	Rice..... 4-0	Virginia 0-1
DePaul 4-2	Manhattan..... 2-0	Richmond 1-0	Virginia Tech 2-0
Detroit 1-0	Marist 2-0	Rider 1-0	Wake Forest..... 2-1
Drexel 2-0	Marshall..... 6-0	Robert Morris..... 2-1	Washington 1-0
Duke 0-2	Marquette 3-1	Rutgers 11-4	Western Kentucky 2-0
Duquesne 11-4	Maryland 5-3	Saint Louis 4-3	West Virginia 12-7
East Carolina..... 7-0	Massachusetts..... 1-0	Sam Houston State 1-0	Wichita State 1-0
East Tennessee State 3-0	Memphis 1-0	Samford 3-0	Winthrop 2-0
Eastern Kentucky..... 2-0	Miami (Fla.) 0-1	Santa Clara..... 1-0	Wisconsin 1-1
Eastern Michigan..... 2-0	Miami (Ohio) 2-0	Savannah State 1-0	Wisconsin-Milwaukee . 1-0
Fairfield..... 1-0	Michigan..... 1-0	Seton Hall 1-0	Wofford 1-0
Florida 12-5	Michigan State..... 1-1	Siena 4-0	Xavier..... 2-2
Florida State 1-1	Middle Tennessee..... 3-0	SMU..... 8-0	Yale 1-0
Florida Tech 0-1	Mississippi 11-4	South Carolina 10-2	
Fordham 5-0	Mississippi State 8-0	South Connecticut..... 1-0	

CALIPARI ERA SINGLE-GAME INDIVIDUAL RECORDS

MOST POINTS

Pts.	Player vs. Opponent	Date
35	Terrence Jones vs. Auburn	1-11-11
32	Doron Lamb vs. Winthrop	12-22-10
30	Brandon Knight vs. W. Va.	3-19-11
29	Eric Bledsoe vs. ETSU	3-18-10
29	Terrence Jones vs. Oklahoma	11-22-10
29	Julius Randle vs. Belmont	12-21-13
28	Anthony Davis vs. Vanderbilt	2-25-12
28	Archie Goodwin vs. Morehead St.	11-21-12
28	Aaron Harrison vs. Robert Morris	11-17-13
27	DeMarcus Cousins at S. Carolina	1-26-10
27	DeMarcus Cousins vs. S. Houston	11-19-09
27	Anthony Davis vs. Arkansas	1-17-12
27	Terrence Jones at LSU	1-28-12
27	Terrence Jones vs. Notre Dame	12-8-10
27	Julius Randle vs. Michigan St.	11-12-13
26	Aaron Harrison vs. Ole Miss	1-6-15
26	Andrew Harrison vs. Tennessee	1-18-14
26	Brandon Knight at Arkansas	2-23-11
26	Skal Labissiere vs. Albany	11-14-15
26	Doron Lamb vs. Samford	12-20-11
26	Doron Lamb vs. Penn State	11-19-11
26	Kyle Wiltjer at Ole Miss	1-29-13
26	James Young vs. Miss. St.	1-8-14
26	James Young vs. UT Arlington	11-19-13
25	Eric Bledsoe at Florida	1-12-10
25	Terrence Jones at Vanderbilt	2-12-11
25	Terrence Jones vs. ETSU	11-12-10
25	Brandon Knight at Louisville	12-31-10
25	Julius Randle at Ole Miss	2-18-14
25	Karl Towns vs. Notre Dame	3-28-15
25	John Wall vs. UConn	12-9-09

Active: 26, Skal Labissiere vs. Albany (11-14-15)
SEC: 35, Terrence Jones vs. Auburn (1-11-11)
Postseason: 30, Brandon Knight vs. WVU (3-19-11)
SEC Tourney: 23, John Wall vs. Alabama (3-12-10)
NCAA Tourney: 30, Brandon Knight vs. WVU (3-19-11)
Rupp Arena: 35, Terrence Jones vs. Auburn (1-11-11)
On the Road: 27, Terrence Jones at LSU (1-28-12)
SEC Road: 27, Terrence Jones at LSU (1-28-12)
Ranked Opp.: 30, Brandon Knight vs. WVU (3-19-11)
Freshman: 35, Terrence Jones vs. Auburn (1-11-11)
Sophomore: 27, Terrence Jones at LSU (1-28-12)
Junior: 24, Darius Miller vs. Florida (2-26-11)
Senior: 24, Julius Mays vs. Missouri (2-23-13)
Opener: 25, Terrence Jones vs. ETSU (11-12-10)
SEC Opener: 26, Aaron Harrison vs. Ole Miss (1-6-15)

***In some cases, the most recent occurrence is listed*

MOST POINTS IN AN SEC GAME

Pts.	Player vs. Opponent	Date
35	Terrence Jones vs. Auburn	1-11-11
28	Anthony Davis vs. Vanderbilt	2-25-12
27	DeMarcus Cousins at S. Carolina	1-26-10
27	Anthony Davis vs. Arkansas	1-17-12
27	Terrence Jones at LSU	1-28-12
26	Aaron Harrison vs. Ole Miss	1-6-15
26	Andrew Harrison vs. Tennessee	1-18-14
26	Brandon Knight at Arkansas	2-23-11
26	Kyle Wiltjer at Ole Miss	1-29-13
26	James Young vs. Miss. State	1-8-14
25	Eric Bledsoe at Florida	1-12-10
25	Terrence Jones at Vanderbilt	2-12-11
25	Julius Randle at Ole Miss	2-18-14
26	James Young vs. Miss. State	1-8-14
25	Eric Bledsoe at Florida	1-12-10
25	Terrence Jones at Vanderbilt	2-12-11
25	Julius Randle at Ole Miss	2-18-14

MOST POINTS IN A HALF

Pts.	Player vs. Opponent	Date
23	Julius Randle ² vs. Mich. State	11-12-13
22	Eric Bledsoe ² vs. Morehead St.	11-13-09
22	Terrence Jones ² vs. Auburn	1-11-11
20	DeMarcus Cousins ² vs. Asheville	11-30-09
20	Terrence Jones ² at Georgia	1-8-11
19	Archie Goodwin ² at Louisville	12-29-12
19	Aaron Harrison ¹ vs. R. Morris	11-17-13
19	John Wall ² vs. UConn	12-9-09
18	DeMarcus Cousins ¹ vs. Sam Houston	11-19-09

18	Anthony Davis ² vs. Louisville	12-31-11
18	Anthony Davis ¹ at S. Carolina	2-4-12
18	Josh Harrellson ² at Louisville	12-31-10
18	Aaron Harrison ² vs. Belmont	12-21-13
18	Aaron Harrison ² at Florida	2-7-15
18	Skal Labissiere¹ vs. Albany	11-14-15
18	Kyle Wiltjer ² vs. Loyola	12-22-11
	<i>1 - First Half; 2 - Second Half</i>	

MOST POINTS OFF THE BENCH

Pts.	Player vs. Opponent	Date
35	Terrence Jones vs. Auburn	1-11-11
32	Doron Lamb vs. Winthrop	12-22-10
26	Kyle Wiltjer at Ole Miss	1-29-13
24	Doron Lamb at North Carolina	12-4-10
24	Kyle Wiltjer vs. Loyola	12-22-11
23	Kyle Wiltjer vs. Lipscomb	12-15-12
20	Doron Lamb vs. ETSU	11-12-10
20	Doron Lamb at Ole Miss	2-1-11

MOST 3-POINTERS MADE

3's	Player vs. Opponent	Date
8	Eric Bledsoe vs. ETSU	3-18-10
7	Doron Lamb vs. Winthrop	12-22-10
7	Kyle Wiltjer vs. Lipscomb	12-15-12
7	Kyle Wiltjer vs. Lafayette	11-16-12
6	Darnell Dodson vs. Hartford	12-29-09
6	Darius Miller vs. South Carolina	2-19-11

MOST FREE THROWS

FTs	Player vs. Opponent	Date
13	Julius Randle vs. Belmont	12-21-13
13	Julius Randle at Ole Miss	2-18-14
12	Anthony Davis vs. Louisville	12-31-11
12	Archie Goodwin vs. Morehead St.	11-21-12
12	Archie Goodwin at Ole Miss	1-29-13
12	Dakari Johnson vs. UT Arlington	11-25-14
11	Aaron Harrison at S. Carolina	3-1-14
11	Terrence Jones vs. LSU	1-15-11
11	Terrence Jones vs. St. John's	12-1-11
11	Julius Randle vs. UNC Asheville	11-8-13

MOST REBOUNDS

Rebs	Player vs. Opponent	Date
19	Michael Kidd-Gilchrist vs. Louisville	12-31-11
18	DeMarcus Cousins vs. S. Houston	11-19-09
18	DeMarcus Cousins vs. Louisville	1-2-10
18	Anthony Davis vs. Chattanooga	12-17-11
18	Patrick Patterson vs. Rider	11-21-09
17	Terrence Jones at Washington	11-23-10
17	Terrence Jones vs. N. Dame	12-8-10
16	Anthony Davis vs. Kansas	4-2-12
16	Anthony Davis vs. UALR	1-3-12
16	Nerlens Noel vs. Baylor	12-1-12
16	Julius Randle vs. UNC Asheville	11-8-13
16	Julius Randle vs. LSU	3-14-14
15	DeMarcus Cousins vs. Tennessee	3-13-10
15	Anthony Davis vs. St. John's	12-1-11
15	Terrence Jones vs. UConn	4-2-11
15	Julius Randle vs. R. Morris	11-17-13
15	Julius Randle vs. Cleveland St.	11-25-13
15	Julius Randle vs. LSU	2-22-14
15	Julius Randle at S. Carolina	3-1-14
15	Julius Randle vs. Kansas State	3-21-14

Active: 13, Alex Poythress vs. UNC Asheville, 11-8-13
SEC: 15, Julius Randle vs. LSU, 2-22-14
Postseason: 16, Julius Randle vs. LSU, 3-14-14
SEC Tourney: 16, Julius Randle vs. LSU, 3-14-14
NCAA Tourney: 16, Anthony Davis vs. Kansas, 4-2-12
Rupp Arena: 19, Michael Kidd-Gilchrist vs. Louisville, 12-31-11
On the Road: 17, Terrence Jones at Washington, 11-23-10
SEC Road: 15, Julius Randle at S. Carolina, 3-1-14
Ranked Opp.: 19, Michael Kidd-Gilchrist vs. Louisville, 12-31-11
Freshman: 19, Michael Kidd-Gilchrist vs. Louisville, 12-31-11
Sophomore: 13, Dakari Johnson vs. G. Canyon, 11-14-14
Junior: 18, Patrick Patterson vs. Rider, 11-21-09
Senior: 14, Josh Harrellson at Arkansas, 2-23-11
Opener: 16, Julius Randle vs. UNC Ash., 11-8-13
SEC Opener: 12, Willie Cauley-Stein vs. Ole Miss, 1-6-15

***In some cases, the most recent occurrence is listed*

CALIPARI ERA SINGLE-GAME INDIVIDUAL RECORDS

MOST OFFENSIVE REBOUNDS

Rebs	Player vs. Opponent	Date
9	Willie Cauley-Stein vs. Arkansas	2-27-14
9	DeMarcus Cousins vs. Ole Miss	2-2-10
9	Patrick Patterson vs. Rider	11-21-09
8	DeMarcus Cousins vs. S. Houston	11-19-09
8	DeMarcus Cousins vs. Vanderbilt	1-30-10
8	Dakari Johnson vs. G. Canyon	11-14-14
8	Patrick Patterson at Indiana	12-12-09

MOST DEFENSIVE REBOUNDS

Rebs	Player vs. Opponent	Date
15	Terrence Jones vs. Notre Dame	12-8-10
14	DeMarcus Cousins vs. Louisville	1-2-10
13	Anthony Davis vs. Chattanooga	12-17-11
13	Anthony Davis vs. LSU	3-9-12
13	Michael Kidd-Gilchrist vs. Louisville	12-31-11
13	Terrence Jones vs. Washington	11-23-10
12	Anthony Davis vs. UALR	1-3-12
12	Anthony Davis vs. Louisville	3-31-12
12	Anthony Davis vs. Kansas	4-2-12
12	Julius Randle vs. Kansas State	3-21-14
12	Karl-Anthony Towns vs. Georgia	2-3-15

MOST ASSISTS

Assts.	Player vs. Opponent	Date
16	John Wall vs. Hartford	12-29-09
14	John Wall vs. UNC Asheville	11-30-09
11	John Wall vs. Rider	11-21-09
11	John Wall vs. E. Tennessee St.	3-18-10
10	Julius Mays vs. Lafayette	11-16-12
10	Marquis Teague vs. Florida	2-7-12
9	Archie Goodwin vs. LIU-Brook.	11-23-12
9	Andrew Harrison vs. Georgia	3-15-14
9	Andrew Harrison vs. Auburn	2-21-15
9	Brandon Knight vs. S. Carolina	2-19-11
9	DeAndre Liggins vs. Winthrop	12-22-10
9	Marquis Teague vs. Arkansas	1-17-12
9	John Wall vs. Vanderbilt	1-30-10
9	John Wall vs. Tennessee	3-13-10
9	John Wall vs. Mississippi St.	3-14-10

- Active:** 8, Jamal Murray, vs. Albany, 11-13-15
- SEC:** 10, Marquis Teague vs. Florida, 2-7-12
- Postseason:** 11, John Wall vs. E. Tennessee St., 3-18-10
- SEC Tourney:** 9, Andrew Harrison vs. Georgia, 3-15-14
- NCAA Tourney:** 11, John Wall vs. E. Tenn. St., 3-18-10
- Rupp Arena:** 16, John Wall vs. Hartford, 12-29-09
- On the Road:** 8, Ryan Harrow at Auburn, 1-19-13
- SEC Road:** 8, Ryan Harrow at Auburn, 1-19-13
- Ranked Opp.:** 8, Tyler Ulis vs. N. Carolina, 12-13-14
- Freshman:** 16, John Wall vs. Hartford, 12-29-09
- Sophomore:** 9, Andrew Harrison vs. Auburn, 2-21-15
- Junior:** 9, DeAndre Liggins vs. Winthrop, 12-22-10
- Senior:** 10, Julius Mays vs. Lafayette, 11-16-12
- Opener:** 8, Jamal Murray, vs. Albany, 11-13-15
- SEC Opener:** 7, Tyler Ulis vs. Ole Miss, 1-6-15

***In some cases, the most recent occurrence is listed*

MOST POINTS-REBOUNDS-ASSISTS

P-R-A	Player vs. Opponent	Date
47 (27-17-3)	Terrence Jones vs. Notre Dame	12-8-10
45 (27-18-0)	DeMarcus Cousins vs. Sam Houston	11-19-09
45 (29-13-3)	Terrence Jones vs. Oklahoma	11-22-10
44 (24-19-1)	Michael Kidd-Gilchrist vs. Louisville	12-31-11
42 (35-8-0)	Terrence Jones vs. Auburn	1-11-11
41 (27-14-0)	Anthony Davis vs. Arkansas	1-17-12
41 (27-13-1)	Julius Randle vs. Michigan State	11-12-13
41 (26-10-5)	James Young vs. Mississippi State	1-8-14
40 (22-9-9)	Archie Goodwin vs. LIU-Brooklyn	11-23-12
40 (23-16-1)	Julius Randle vs. UNC Asheville	11-8-13
39 (27-12-0)	DeMarcus Cousins at South Carolina	1-26-10
39 (18-18-3)	DeMarcus Cousins vs. Louisville	1-2-10
39 (28-11-0)	Anthony Davis vs. Vanderbilt	2-25-12
39 (22-16-1)	Anthony Davis vs. UALR	1-3-12
39 (23-14-2)	Josh Harrellson at Louisville	12-31-10
39 (25-12-2)	Terrence Jones vs. ETSU	11-12-10
39 (26-8-5)	Brandon Knight at Arkansas	2-23-11
39 (29-10-0)	Julius Randle vs. Belmont	12-21-13
39 (22-14-3)	Julius Randle vs. Northern Ky.	11-10-13
38 (28-6-4)	Archie Goodwin vs. Morehead St.	11-21-12
38 (19-18-1)	Patrick Patterson vs. Rider	11-21-09

- 38 (25-13-0) Julius Randle at Ole Miss 2-18-14
- 38 (21-6-11) John Wall vs. Rider 11-21-09

MOST MINUTES WITHOUT A TURNOVER

Mins.	Player vs. Opponent	Date
44	Darius Miller at Arkansas	2-23-11
41	Aaron Harrison vs. LSU	2-22-14
40	Aaron Harrison vs. Ole Miss	1-6-15
40	Alex Poythress vs. Missouri	2-23-13
39	Anthony Davis vs. Alabama	1-21-12
39	Ryan Harrow at Louisville	12-29-12
39	Michael Kidd-Gilchrist vs. Louisville	12-31-11
39	Nerlens Noel vs. Texas A&M	1-12-13
38	Aaron Harrison at LSU	1-28-14
38	Patrick Patterson vs. Miss. State	3-14-10

MOST BLOCKED SHOTS

Blks.	Player vs. Opponent	Date
12	Nerlens Noel at Ole Miss	1-29-13
9	Willie Cauley-Stein vs. Boise State	12-10-13
9	Willie Cauley-Stein vs. Providence	12-1-13
8	Anthony Davis at S. Carolina	2-4-12
8	Anthony Davis vs. St. John's	12-1-11
8	Nerlens Noel at Alabama	1-22-13
7	Willie Cauley-Stein vs. E. Michigan	11-27-13
7	Willie Cauley-Stein vs. Missouri	2-23-13
7	Anthony Davis vs. WKU	3-15-12
7	Anthony Davis at Vanderbilt	2-11-12
7	Anthony Davis vs. Tennessee	1-31-12
7	Anthony Davis vs. Arkansas	1-17-12
7	Anthony Davis vs. S. Carolina	1-7-12
7	Anthony Davis vs. Kansas	11-15-11
7	Nerlens Noel at Auburn	1-19-13
7	Nerlens Noel vs. Texas A&M	1-12-13
7	Nerlens Noel vs. Lipscomb	12-15-12
7	Nerlens Noel vs. Portland	12-8-12
7	Karl-Anthony Towns vs. Vanderbilt	1-20-15

- Active:** 4, Skal Labissiere vs. Albany, 11-13-15
- SEC:** 12, Nerlens Noel at Ole Miss, 1-29-13
- Postseason:** 7, Anthony Davis vs. WKU, 3-15-12
- SEC Tourney:** 6, Anthony Davis vs. LSU, 3-11-12
- NCAA Tourney:** 7, Anthony Davis vs. WKU, 3-15-12
- Rupp Arena:** 9, Willie Cauley-Stein vs. Boise St., 12-10-13
- On the Road:** 12, Nerlens Noel at Ole Miss, 1-29-13
- SEC Road:** 12, Nerlens Noel at Ole Miss, 1-29-13
- Ranked Opp.:** 12, Nerlens Noel at Ole Miss, 1-29-13
- Freshman:** 12, Nerlens Noel at Ole Miss, 1-29-13
- Sophomore:** 9, Willie Cauley-Stein vs. Boise St., 12-10-13
- Junior:** 4, Willie Cauley-Stein vs. Arkansas, 2-28-15
- Senior:** 6, Josh Harrellson vs. Penn, 1-3-11
- Opener:** 5, Anthony Davis vs. Marist, 11-11-11
- SEC Opener:** 7, Anthony Davis vs. S. Carolina, 1-7-12

***In some cases, the most recent occurrence is listed*

MOST STEALS

Stls.	Player vs. Opponent	Date
6	Willie Cauley-Stein vs. Georgia	1-25-14
6	Nerlens Noel vs. Baylor	12-1-12
6	John Wall vs. UConn	12-9-09
6	John Wall vs. UNC Asheville	11-30-09
5	Willie Cauley-Stein vs. Texas	12-5-14
5	Aaron Harrison vs. Arkansas	2-28-15
5	DeAndre Liggins vs. Tennessee	2-8-11
5	Darius Miller at Portland	11-19-10

- Active:** 3, Jamal Murray vs. Albany, 11-13-15
- SEC:** 6, Willie Cauley-Stein vs. Georgia, 1-25-14
- Postseason:** 5, John Wall vs. Miss. State, 3-14-10
- SEC Tourney:** 5, John Wall vs. Miss. State, 3-14-10
- NCAA Tourney:** 4, Andrew Harrison vs. W. Virginia, 3-26-15
- Rupp Arena:** 6, Willie Cauley-Stein vs. Georgia, 1-25-14
- On the Road:** 5, Darius Miller at Portland, 11-19-10
- SEC Road:** 3, Andrew Harrison at Florida, 3-8-14
- Ranked Opp.:** 5, Aaron Harrison vs. Arkansas, 2-28-15
- Freshman:** 6, Nerlens Noel vs. Baylor, 12-1-12
- Sophomore:** 6, Willie Cauley-Stein vs. Georgia, 1-25-14
- Junior:** 5, Willie Cauley-Stein vs. Texas, 12-5-14
- Senior:** 4, Josh Harrellson vs. Princeton, 3-17-11
- Opener:** 4, Aaron Harrison vs. UNC Asheville, 11-8-13
- SEC Opener:** 3, Willie Cauley-Stein vs. Ole Miss, 1-6-15

***In some cases, the most recent occurrence is listed*

CALIPARI ERA SINGLE-GAME SCORING RECORDS

MOST POINTS

Pts.(Score)	Opp.	Date
110 (110-75)	Auburn	2/21/15
108 (108-58)	Marist	11/11/11
105 (105-76)	UT Arlington	11/19/13
104 (104-75)	LIU Brooklyn	11/23/12
104 (104-61)	Hartford	12/29/09
102 (102-90)	vs. Indiana	3/23/12
102 (102-92)	Sam Houston	11/19/09
101 (101-49)	Lafayette	11/16/12
101 (101-70)	Arkansas	1/23/10
100 (100-71)	vs. ETSU	3/18/10

MOST PTS. IN RUPP ARENA WIN

Pts.(Score)	Opp.	Date
110 (110-75)	Auburn	2/21/15
108 (108-58)	Marist	11/11/11
105 (105-76)	UT Arlington	11/19/13
104 (104-75)	LIU Brooklyn	11/23/12
104 (104-61)	Hartford	12/29/09
102 (102-92)	Sam Houston	11/19/09
101 (101-49)	Lafayette	11/16/12
101 (101-70)	Arkansas	1/23/10
93 (93-80)	Belmont	12/21/13
93 (93-63)	Northern Ky.	11/10/13

FEWEST POINTS IN NCAA TOURNEY

Pts.(Score)	Opp.	Date
54 (54-60)	vs. UConn	4/7/14
55 (55-56)	vs. UConn	4/2/11
56 (56-49)	vs. Kansas St.	3/21/14
59 (59-57)	vs. Princeton	3/17/11
62 (62-60)	vs. Ohio State	3/25/11
62 (62-45)	vs. Cornell	3/25/10
64 (64-71)	vs. Wisconsin	4/4/15
64 (64-51)	vs. Cincinnati	3/21/15
66 (66-73)	vs. W. Virginia	3/27/10
67 (67-59)	vs. Kansas	4/2/12

MOST POINTS IN A LOSS

Pts.(Score)	Opp.	Date
85 (85-87)	at Arkansas	1/14/14
82 (82-87)	at LSU	1/28/14
77 (77-82)	at N. Carolina	12/14/13
77 (77-80)	at Louisville	12/19/12
76 (76-77)	at Arkansas	2/23/11
74 (74-78)	vs. Michigan St.	11/12/13
73 (73-75)	at N. Carolina	12/4/10
72 (72-73)	at Indiana	12/10/11
71 (71-83)	Texas A&M	1/12/13
70 (70-77)	at Georgia	1/8/11

MOST PTS. IN ROAD GAME WIN

Pts.(Score)	Opp.	Date
90 (90-73)	at Indiana	12/12/09
89 (89-77)	at Florida	1/12/10
87 (87-74)	at Ole Miss	1/29/13
86 (86-52)	at S. Carolina	2/4/12
84 (84-79)	at Missouri	2/1/14
84 (84-70)	at Ole Miss	2/18/14
81 (81-55)	at LSU	2/6/10
81 (81-75)	at Miss. State	2/16/10
80 (80-69)	at Georgia	3/3/10
78 (78-63)	at Louisville	12/31/10

FEWEST PTS. IN SEC TOURNEY

Pts.(Score)	Opp.	Date
48 (48-64)	vs. Vanderbilt	3/15/13
60 (60-61)	vs. Florida	3/16/14
60 (60-51)	vs. LSU	3/9/12
64 (64-49)	vs. Florida	3/13/15
64 (64-71)	vs. Vanderbilt	3/11/12
70 (70-58)	vs. Georgia	3/15/14
70 (70-54)	vs. Florida	3/13/11
72 (72-58)	vs. Alabama	3/12/11
73 (73-67)	vs. Alabama	3/12/10
74 (74-71)	vs. Florida	3/10/12
74 (74-45)	vs. Tennessee	3/13/10

MOST POINTS IN A WIN OVER RANKED TEAM

Pts.(Score)	Opp.	Date
102 (102-90)	vs. Indiana	3/23/12
87 (87-74)	at Ole Miss	1/29/13
85 (85-72)	Vanderbilt	1/30/10
85 (85-75)	Ole Miss	2/2/10
84 (84-70)	North Carolina	12/13/14
84 (84-67)	Arkansas	2/28/15
82 (82-70)	vs. Baylor	3/25/12
78 (78-63)	vs. Arkansas	3/15/15
78 (78-39)	vs. West Virginia	3/26/15
78 (78-76)	vs. Wichita St.	3/23/14
78 (78-58)	Florida	2/7/12
78 (78-63)	at Louisville	12/31/10

MOST POINTS/HALF

Pts.	Opp.	Date
63 ²	Marist	11/11/11
63 ²	UT Arlington	11/19/13
58 ²	Auburn	2/21/15
57 ¹	Arkansas	1/23/10
57 ¹	Hartford	12/29/09
56 ¹	Drexel	12/21/09
55 ¹	LIU-Brooklyn	11/23/12
55 ¹	UT Arlington	11/25/14
54 ¹	vs. East Tenn. State	3/18/10
53 ¹	Sam Houston	11/19/09
53 ²	Penn	1/3/11

FEWEST PTS. IN RUPP ARENA

Pts.(Score)	Opp.	Date
55 (55-64)	Baylor	12/1/12
56 (56-46)	Columbia	12/10/14
58 (58-38)	Providence	11/30/14
61 (61-57)	Florida	3/9/13

FEWEST PTS. IN ROAD GAME

Pts.(Score)	Opp.	Date
50 (50-64)	at Notre Dame	11/29/12
52 (52-69)	at Florida	2/12/13
55 (55-48)	at Alabama	3/4/14
55 (55-59)	at Alabama	1/22/13
57 (57-59)	at R. Morris	3/19/13
57 (57-44)	at Georgia	1/24/12
58 (58-50)	at Louisville	12/27/14
58 (58-43)	at S. Carolina	1/24/14
58 (58-88)	at Tennessee	2/16/13
58 (58-56)	at Vanderbilt	2/20/10

MOST PTS. AT NEUTRAL SITE

Pts.(Score)	Opp.	Date
102 (102-90)	vs. Indiana	3/23/12
100 (100-71)	vs. ETSU	3/18/10
94 (94-57)	vs. UNC Ash.	11/30/09
91 (91-67)	vs. Auburn	3/14/15
90 (90-60)	vs. Wake Forest	3/20/10
87 (87-71)	vs. Iowa State	3/17/12
85 (85-67)	vs. LSU	3/14/14
85 (85-47)	vs. Penn State	11/19/11
83 (83-44)	vs. UCLA	12/20/14
82 (82-70)	vs. Baylor	3/25/12

FEWEST POINTS

Pts.(Score)	Opp.	Date
48 (48-64)	vs. Vanderbilt	3/15/13
50 (50-64)	at Notre Dame	11/29/12
52 (52-69)	at Florida	2/12/13
54 (54-60)	vs. UConn	4/7/14
55 (55-48)	Alabama	3/4/14
55 (55-64)	Baylor	12/1/12
55 (55-59)	at Alabama	1/22/13
55 (55-56)	vs. UConn	4/2/11
56 (56-46)	Columbia	12/10/14
56 (56-49)	vs. Kansas St.	3/21/14

FEWEST POINTS/HALF

Pts.	Opp.	Date
19 ²	at Georgia	1/24/12
21 ¹	vs. UConn	4/2/11
22 ¹	at Tennessee	3/6/11
22 ²	at Alabama	1/22/13
22 ²	at Louisville	12/27/14
23 ¹	vs. UConn	12/9/09
23 ¹	vs. Vanderbilt	3/15/13
23 ²	vs. Maryland	11/9/12
23 ²	vs. UConn	4/7/14
23 ¹	Columbia	12/10/14

¹ - First Half; ² - Second Half

MOST PTS. IN NCAA TOURNEY

Pts.(Score)	Opp.	Date
102 (102-90)	vs. Indiana	3/23/12
100 (100-71)	vs. ETSU	3/18/10
90 (90-60)	vs. Wake Forest	3/20/10
87 (87-71)	vs. Iowa State	3/17/12
82 (82-70)	vs. Baylor	3/25/12
81 (81-66)	vs. WKU	3/15/12
79 (79-56)	vs. Hampton	3/19/15
78 (78-39)	vs. West Virginia	3/26/15
78 (78-76)	vs. Wichita St.	3/23/14
76 (76-69)	vs. N. Carolina	3/27/11

FEWEST POINTS IN A WIN

Pts.(Score)	Opp.	Date
55 (55-48)	Alabama	3/4/14
56 (56-46)	Columbia	12/10/14
56 (56-49)	vs. Kansas St.	3/21/14
57 (57-44)	at Georgia	1/24/12
58 (58-38)	Providence	11/30/14
58 (58-50)	at Louisville	12/27/14
58 (58-43)	at S. Carolina	1/24/14
58 (58-56)	at Vanderbilt	2/20/10
59 (59-57)	vs. Princeton	3/17/11
60 (60-58)	at Vanderbilt	1/10/13
60 (60-51)	vs. LSU	3/9/12

MOST PTS. IN SEC TOURNEY

Pts.(Score)	Opp.	Date
91 (91-67)	vs. Auburn	3/14/15
85 (85-67)	vs. LSU	3/14/14
78 (78-63)	vs. Arkansas	3/15/15
75 (75-66)	vs. Ole Miss	3/11/11
75 (75-74)	vs. Miss. State	3/14/10
74 (74-71)	vs. Florida	3/10/12
74 (74-45)	vs. Tennessee	3/13/10
72 (72-58)	vs. Alabama	3/12/11
73 (73-67)	vs. Alabama	3/12/10
70 (70-58)	vs. Georgia	3/15/14
70 (70-54)	vs. Florida	3/13/11

FEWEST PTS. AT NEUTRAL SITE

Pts.(Score)	Opp.	Date
48 (48-64)	vs. Vanderbilt	3/15/13
54 (54-60)	vs. UConn	4/7/14
55 (55-56)	vs. UConn	4/2/11
56 (56-49)	vs. Kansas St.	3/21/14
59 (59-57)	vs. Princeton	3/17/11
60 (60-61)	vs. Florida	3/16/14
60 (60-51)	vs. LSU	3/9/12
62 (62-67)	vs. Baylor	12/6/13
62 (62-52)	vs. ODU	11/20/11
62 (62-60)	vs. Ohio State	3/25/11
62 (62-45)	vs. Cornell	3/25/10

CALIPARI ERA LARGEST MARGINS

VICTORY MARGINS

Margin (Score)	Opponent	Date
+58 (86-28)	Montana State	11/13/14
+52 (101-49)	Lafayette	11/16/12
+50 (108-58)	Marist	11/11/11
+49 (86-37)	Missoui	1/13/15
+48 (92-44)	UT Arlington	11/25/14
+48 (88-40)	Radford	11/23/11
+44 (88-44)	Drexel	12/21/09
+43 (104-61)	Hartford	12/29/09
+40 (85-45)	Grand Canyon	11/14/14
+39 (83-44)	vs. UCLA	12/20/14
+39 (78-39)	vs. W. Virginia	3/26/15

IN RUPP ARENA

Margin (Score)	Opponent	Date
+58 (86-28)	Montana State	11/13/14
+52 (101-49)	Lafayette	11/16/12
+50 (108-58)	Marist	11/11/11
+49 (86-37)	Missoui	1/13/15
+48 (92-44)	UT Arlington	11/25/14
+48 (88-40)	Radford	11/23/11
+44 (88-44)	Drexel	12/21/09
+43 (104-61)	Hartford	12/29/09
+40 (85-45)	Grand Canyon	11/14/14
+38 (87-49)	Robert Morris	11/17/13
+38 (88-50)	Lipscomb	12/15/12
+38 (82-44)	LSU	1/15/11

IN SEC PLAY

Margin (Score)	Opponent	Date
+49 (86-37)	Missoui	1/13/15
+38 (82-44)	LSU	1/15/11
+35 (110-75)	Auburn	2/21/15
+34 (77-43)	South Carolina	2/14/15
+34 (86-52)	at South Carolina	2/4/12
+31 (90-59)	South Carolina	2/19/11
+31 (101-70)	Arkansas	1/23/10
+30 (43-36)	Mississippi State	2/27/13
+30 (79-49)	Georgia	3/1/12
+26 (81-55)	at LSU	2/6/10

ON THE ROAD

Margin (Score)	Opponent	Date
+34 (86-52)	at South Carolina	2/4/12
+31 (79-48)	at Portland	11/19/10
+26 (81-55)	at LSU	2/6/10
+24 (74-50)	at LSU	1/28/12
+22 (70-48)	at Alabama	1/17/15
+22 (75-53)	at Auburn	1/19/13
+18 (66-48)	at Tennessee	2/17/15
+18 (74-56)	at Mississippi State	2/25/15
+17 (90-73)	at Indiana	12/12/09
+16 (69-53)	at Missouri	1/29/15

NEUTRAL SITE

Margin (Score)	Opponent	Date
+39 (83-44)	vs. UCLA	12/20/14
+39 (78-39)	vs. W. Virginia	3/26/15
+38 (85-47)	vs. Penn State	11/19/11
+32 (72-40)	vs. Kansas	11/18/14
+30 (90-60)	vs. Wake Forest	3/20/10
+29 (74-45)	vs. Tennessee	3/13/10
+29 (100-71)	vs. ETSU	3/18/10
+24 (91-67)	vs. Auburn	3/14/15
+23 (79-56)	vs. Hampton	3/19/15
+22 (73-52)	vs. Little Rock	1/3/12

ON THE ROAD IN THE SEC

Margin (Score)	Opponent	Date
+34 (86-52)	at South Carolina	2/4/12
+26 (81-55)	at LSU	2/6/10
+24 (74-50)	at LSU	1/28/12
+22 (75-53)	at Auburn	1/19/13
+22 (70-48)	at Alabama	1/17/15
+18 (66-48)	at Tennessee	2/17/15
+18 (74-56)	at Mississippi State	2/25/15
+16 (69-53)	at Missouri	1/29/15
+15 (68-53)	at Auburn	1/11/12
+15 (74-59)	at Florida	3/4/12
+15 (58-43)	at South Carolina	1/24/15

SEC TOURNAMENT

Margin (Score)	Opponent	Date
+29 (74-45)	vs. Tennessee	3/13/10
+24 (91-67)	vs. Auburn	3/14/15
+18 (85-67)	vs. LSU	3/14/14
+16 (70-54)	vs. Florida	3/13/11
+15 (64-49)	vs. Florida	3/13/15
+15 (78-63)	vs. Arkansas	3/15/15
+14 (72-58)	vs. Alabama	3/12/11
+12 (70-58)	vs. Georgia	3/15/14
+9 (60-51)	vs. LSU	3/9/12
+9 (75-66)	vs. Ole Miss	3/11/11

NCAA TOURNAMENT

Margin (Score)	Opponent	Date
+39 (78-39)	vs. W. Virginia	3/26/15
+30 (90-60)	vs. Wake Forest	3/20/10
+29 (100-71)	vs. ETSU	3/18/10
+23 (79-56)	vs. Hampton	3/19/15
+17 (62-45)	vs. Cornell	3/25/10
+16 (87-71)	vs. Iowa State	3/17/12
+15 (81-66)	vs. WKU	3/15/12
+13 (64-51)	vs. Cincinnati	3/21/15
+12 (102-90)	vs. Indiana	3/23/12
+12 (82-70)	vs. Baylor	3/25/12

KENTUCKY'S 100-POINT GAMES

Points (Score)	Opponent	Date
110 (110-75)	Auburn	2/21/15
108 (108-58)	Marist	11/11/11
105 (105-76)	UT Arlington	11/19/13
104 (104-61)	Hartford	12/29/09
104 (104-75)	LIU Brooklyn	11/23/12
102 (102-92)	Rider	11/21/09
102 (102-90)	Indiana	3/23/12
101 (101-70)	Arkansas	1/23/10
101 (101-49)	Lafayette	11/16/12
100 (100-71)	E. Tennessee St.	3/18/10

YEAR BY YEAR 100-POINT SCORING GAMES

Year	No.
2010	4
2011	0
2012	2
2013	2
2014	1
2015	1
2016	0

PLAYER BIOS

Marcus Lee • 6-9 • 224 • Junior • Forward

Antioch, Calif. (Deer Valley)



Notes

- Tied his career high with eight rebounds and three assists in the opener against Albany
- Came within two rebounds of his first-career double-double, scoring 10 points and collecting eight rebounds vs NJIT
- Started all of UK's games this year. Did not start any games in 2014-15, but did start four games as a freshman
- Has played in 66 career games, including all 39 in 2014-15
- Named to the 2015 SEC Community Service Team

Did You Know ...

Marcus has a number of pregame superstitions, but one of his superstitions is not telling anyone what they are.

Marcus Lee's 2015-16 Game-by-Game Stats

Opponent	Date	gs	min	Total		3-Pointers		Free throws		Rebounds				pf	a	t/o	blk	stl	pts	avg	
				fg-fga	pct	3fg-fga	pct	ft-fa	pct	off	def	tot	avg								
ALBANY	11/13/15	*	27	5-7	.714	0-0	.000	2-7	.286	5	3	8	8.0	2	3	1	3	0	12	12.0	
NJIT	11/14/15	*	20	4-8	.500	0-0	.000	2-2	1.000	7	1	8	8.0	3	0	0	3	1	10	11.0	
Totals			2	47	9-15	.600	0-0	.000	4-9	.444	12	4	16	8.0	5	3	1	6	1	22	11.0

2015-16 Averages

Games played	2
Minutes/game	23.5
Points/game	11.0
FG Pct	60.0
FT Pct	44.4
Rebounds/game	8.0
Assists/game	1.5
Turnovers/game	0.5
Assist/turnover ratio	3.0
Steals/game	0.5
Blocks/game	3.0

Season Highs

Points	12 vs. ALBANY (11/13/15)
FG Made	5 vs. ALBANY (11/13/15)
FG Attempts	8 vs. NJIT (11/14/15)
FG Pct (min 5)	.714 (5-7) vs. ALBANY (11/13/15)
FT Made	2 v. NJIT (11/14/15)
FT Attempts	7 vs. ALBANY (11/13/15)
Rebounds	8 vs. NJIT (11/14/15)
Assists	3 vs. ALBANY (11/13/15)
Steals	1 vs. NJIT (11/14/15)
Blocked Shots	3 vs. NJIT (11/14/15)
Turnovers	1 vs. ALBANY (11/13/15)
Minutes	27 vs. ALBANY (11/13/15)

Career Highs

Points	17 vs. UNC Asheville (11/8/13)
FG Made	7 vs. UNC Asheville (11/8/13)
FG Atts	8, twice, last vs. ALBANY (11/13/15)
3-FG Made	-
3-FG Atts	-
FTs Made	3, twice, last vs. UCLA (12/20/14)
FTs Atts	7, twice, last vs. ALBANY (11/13/15)
Rebounds	8, three times, last vs. NJIT (11/14/15)
Assists	3, twice, last vs. ALBANY (11/13/15)
Steals	1, four times, last vs. NJIT (11/14/15)
Blocked shots	4, twice, last vs. USC (1/24/15)
Minutes	19 vs. South Carolina (2/14/15)

Marcus Lee's Career Stats

Year	GP-GS	Min-Avg	FG-FGA	Pct	3FG-FGA	Pct	FT-FTA	Pct	Off-Def-Tot-Avg	PF-FO	Ast	TO	Blk	Stl	Pts	Avg
2013-14	25-4	157-6.3	26-42	.619	0-0	.000	7-16	.438	21-15-36-1.4	19-0	2	4	14	0	59	2.4
2014-15	39-0	425-10.9	47-73	.644	0-0	.000	8-25	.320	47-60-107-2.7	61-1	12	18	27	3	102	2.6
2015-16	2-2	47-23.5	9-15	.600	0-0	.000	4-9	.444	12-4-16-8.0	5-0	3	1	6	1	22	11.0
TOTAL	66-6	629-9.5	82-130	.631	0-0	.000	19-50	.380	80-79-159-2.4	85-1	17	23	47	4	183	2.8

PLAYER BIOS

Skal Labissiere • 6-11 • 225 • Freshman • Forward

Port-au-Prince, Haiti (Lausanne Collegiate School)

LABISSIERE

1



Notes

- Preseason All-SEC First Team selection (Coaches and Media)
- Named SEC Co-Freshman of the Week after averaging team highs in points (17.5) and blocks (3.0) in UK's wins over Albany and NJIT
- Kareem Abdul-Jabbar Watch List
- Had 26 points, five rebounds and a team-leading three blocks in 20 minutes vs. NJIT
 - Against NJIT he scored 18 points in 13 minutes first-half minutes. Was a perfect 7-of-7 from the floor and 4-of-4 from the free throw line in the first half
 - 18 points in the first half vs. NJIT tied for the second-most points by a UK player in the first half in the Coach Cal era (Aaron Harrison, 19 vs. Robert Morris on Nov. 17, 2014. Anthony Davis also had 18 vs. South Carolina on Feb. 4, 2012).

Did You Know ...

Skal can speak three languages fluently – French, Creole and English. He did not speak English before moving to the United States.

Skal Labissiere's 2015-16 Game-by-Game Stats

Opponent	Date	gs	min	Total		3-Pointers		Free throws		Rebounds				pf	a	t/o	blk	stl	pts	avg	
				fg-fga	pct	3fg-fga	pct	ft-fa	pct	off	def	tot	avg								
ALBANY	11/13/15	*	30	3-5	.600	0-0	.000	3-4	.750	1	4	5	5.0	2	0	3	4	0	9	9.0	
NJIT	11/14/15	*	21	10-12	.833	0-0	.000	6-6	1.000	3	2	5	5.0	3	0	3	2	1	26	17.5	
Totals			2	51	13-17	.765	0-0	.000	9-10	.900	4	6	10	5.0	5	0	6	6	1	35	17.5

2015-16 Averages

Games played	2
Minutes/game	25.5
Points/game	17.5
FG Pct	76.5
FT Pct	90.0
Rebounds/game	5.0
Turnovers/game	3.0
Steals/game	0.5
Blocks/game	3.0

Season Highs

Points	26 vs. NJIT (11/14/15)
FG Made	10 vs. NJIT (11/14/15)
FG Attempts	12 vs. NJIT (11/14/15)
FG Pct (min 5)	.833 (10-12) vs. NJIT (11/14/15)
FT Made	6 vs. NJIT (11/14/15)
FT Attempts	6 vs. NJIT (11/14/15)
FT Pct (min 3 made)	1.000 (6-6) vs. NJIT (11/14/15)
Rebounds	5 vs. NJIT (11/14/15)
Steals	1 vs. NJIT (11/14/15)
Blocked Shots	4 vs. ALBANY (11/13/15)
Turnovers	3 vs. NJIT (11/14/15)
Minutes	30 vs. vs ALBANY (11/13/15)

Career Highs

Points	26 vs. NJIT (11/14/15)
FG Made	10 vs. NJIT (11/14/15)
FG Attempts	12 vs. NJIT (11/14/15)
FG Pct (min 5)	.833 (10-12) vs. NJIT (11/14/15)
FT Made	6 vs. NJIT (11/14/15)
FT Attempts	6 vs. NJIT (11/14/15)
FT Pct (min 3)	1.000 (6-6) vs. NJIT (11/14/15)
Rebounds	5 vs. NJIT (11/14/15)
Steals	1 vs. NJIT (11/14/15)
Blocked Shots	4 vs. ALBANY (11/13/15)
Turnovers	3 vs. NJIT (11/14/15)
Minutes	30 vs. vs ALBANY (11/13/15)


Skal Labissiere's Career Stats

Year	GP-GS	Min-Avg	FG-FGA	Pct	3FG-FGA	Pct	FT-FTA	Pct	Off-Def-Tot-Avg	PF-FO	Ast	TO	Blk	Stl	Pts	Avg
2015-16	2-2	51-25.5	13-17	.765	0-0	.000	9-10	.900	4-6-10-5.0	5-0	0	6	6	1	35	17.5
TOTAL	2-2	51-25.5	13-17	.765	0-0	.000	9-10	.900	4-6-10-5.0	5-0	0	6	6	1	35	17.5

PLAYER BIOS

Tyler Ulis • 5-9 • 160 • Sophomore • Guard

Chicago (Marian Catholic)



Notes

- Preseason All-SEC First Team selection (Media and Coaches)
- Lute Olson Award Watch List
- Bob Cousy Award Watch List
- Made his first career start vs. Albany
- Played a career-high 37 minutes in the opener against Albany
- Led the SEC and ranked third nationally in assist-to-turnover ratio as a freshman

Did You Know ...

Tyler idolized Allen Iverson growing up and has always worn No. 3 because of him.

Tyler Ulis' 2015-16 Game-by-Game Stats

Opponent	Date	gs	min	Total		3-Pointers		Free throws		Rebounds				pf	a	t/o	blk	stl	pts	avg
				fg-fga	pct	3fg-fga	pct	ft-fa	pct	off	def	tot	avg							
ALBANY	11/13/15	*	37	4-9	.444	2-5	.400	2-2	1.000	1	3	4	4.0	3	2	5	0	0	12	12.0
NJIT	11/14/15	*	31	1-8	.125	0-2	.000	3-4	.750	2	3	5	4.5	1	5	1	0	0	6	8.5
Totals			2	68	5-17	.294	2-7	.286	.833	3	6	9	4.5	4	7	6	0	0	17	8.5

2015-16 Averages

Games played	2
Minutes/game	34.0
Points/game	8.5
FG Pct	29.4
3FG Pct	28.6
FT Pct	83.3
Rebounds/game	4.5
Assists/game	3.5
Turnovers/game	3.0
Assist/turnover ratio	1.2

Season Highs

Points	12 vs. ALBANY (11/13/15)
FG Made	4 vs. ALBANY (11/13/15)
FG Attempts	9 vs. ALBANY (11/13/15)
3FG Made	2 vs. ALBANY (11/13/15)
3FG Attempts	5 vs. ALBANY (11/13/15)
3FG Pct (min 2)	.400 (2-5) vs. ALBANY (11/13/15)
FT Made	3 vs. NJIT (11/14/15)
FT Attempts	4 vs. NJIT (11/14/15)
FT Pct (min 3 made)	.750 (3-4) vs. NJIT (11/14/15)
Rebounds	5 vs. NJIT (11/14/15)
Assists	5 vs. NJIT (11/14/15)
Turnovers	5 vs. ALBANY (11/13/15)
Minutes	37 vs. ALBANY (11/13/15)

Career Highs

Points	14, twice, last vs. Arkansas (2/28/15)
FG Made	5 at Louisville (12/27/14)
FG Atts	9 vs. ALBANY (11/13/15)
3-FG Made	4, twice, last vs. ALBANY (11/13/15)
3-FG Atts	5, twice, last vs. ALBANY (11/13/15)
FTs Made	4, four times, last vs. Cincy (3/21/15)
FTs Atts	6 vs. Arkansas (2/28/15)
Rebounds	7 vs. UCLA (12/20/14)
Assists	8 vs. North Carolina (12/13/14)
Steals	3, four times, last vs. Cincy (3/21/14)
Blocks	1, twice, last vs. Arkansas (2/28/15)
Minutes	37 vs. ALBANY (11/13/15)

Tyler Ulis' Career Stats

Year	GP-GS	Min-Avg	FG-FGA	Pct	3FG-FGA	Pct	FT-FTA	Pct	Off-Def-Tot-Avg	PF-FO	Ast	TO	Blk	Stl	Pts	Avg
2014-15	37-0	882-23.8	67-165	.406	33-77	.429	42-52	.808	16-51-67-1.8	56-0	135	38	2	37	209	5.6
2015-16	2-2	68-34.0	5-17	.294	2-7	.286	5-6	.833	3-6-9-4.5	4-0	7	6	0	0	17	8.5
TOTAL	39-2	950-24.4	72-182	.396	35-84	.417	47-58	.810	19-57-76-1.9	60-0	142	44	2	37	226	5.8

PLAYER BIOS

Charles Matthews • 6-6 • 189 • Freshman • Guard

Chicago (Saint Rita)



Notes

- Made his first career start in the opener against Albany, scoring four points
- Averaged 22.0 points per game as a high school senior
- Led Chicago's St. Rita High School to a 26-4 record

Did You Know ...

Charles is wearing No. 4 for the first time in his career because coming to Kentucky is a new experience and he wanted a new number to go with it.

Charles Matthews' 2015-16 Game-by-Game Stats

Opponent	Date	gs	min	Total		3-Pointers		Free throws		Rebounds				pf	a	t/o	blk	stl	pts	avg
				fg-fga	pct	3fg-fga	pct	ft-fa	pct	off	def	tot	avg							
ALBANY	11/13/15	*	15	2-2	1.000	0-0	.000	0-0	.000	1	1	2	2.0	3	0	1	0	0	4	4.0
NJIT	11/14/15		17	0-2	.000	0-1	.000	1-2	.500	0	0	0	1.0	0	2	0	0	1	2.5	
Totals			32	2-4	.500	0-1	.000	1-2	.500	1	1	2	1.0	3	2	1	0	5	2.5	

2015-16 Averages

Games played	2
Minutes/game	16.0
Points/game	2.5
FG Pct	50.0
3FG Pct	0.0
FT Pct	50.0
Rebounds/game	1.0
Assists/game	1.0
Turnovers/game	0.5
Assist/turnover ratio	2.0

Season Highs

Points	4 vs. ALBANY (11/13/15)
FG Made	2 vs. ALBANY (11/13/15)
FG Attempts	2 vs. NJIT (11/14/15)
3FG Attempts	1 vs. NJIT (11/14/15)
FT Made	1 vs. NJIT (11/14/15)
FT Attempts	2 vs. NJIT (11/14/15)
Rebounds	2 vs. ALBANY (11/13/15)
Assists	2 vs. NJIT (11/14/15)
Turnovers	1 vs. ALBANY (11/13/15)
Fouls	3 vs. ALBANY (11/13/15)
Minutes	17 vs. NJIT (11/14/15)

Career Highs

Points	4 vs. ALBANY (11/13/15)
FG Made	2 vs. ALBANY (11/13/15)
FG Attempts	2 vs. NJIT (11/14/15)
3FG Attempts	1 vs. NJIT (11/14/15)
FT Made	1 vs. NJIT (11/14/15)
FT Attempts	2 vs. NJIT (11/14/15)
Rebounds	2 vs. ALBANY (11/13/15)
Assists	2 vs. NJIT (11/14/15)
Turnovers	1 vs. ALBANY (11/13/15)
Fouls	3 vs. ALBANY (11/13/15)
Minutes	17 vs. NJIT (11/14/15)

Charles Matthews' Career Stats

Year	GP-GS	Min-Avg	FG-FGA	Pct	3FG-FGA	Pct	FT-FTA	Pct	Off-Def-Tot-Avg	PF-FO	Ast	TO	Blk	Stl	Pts	Avg
2015-16	2-1	32-16.0	2-4	.500	0-1	.000	1-2	.500	1-1-2-1.0	3-0	2	1	0	0	5	2.5
TOTAL	2-1	32-16.0	2-4	.500	0-1	.000	1-2	.500	1-1-2-1.0	3-0	2	1	0	0	5	2.5

PLAYER BIOS

Jonny David • 6-2 • 175 • Freshman • Guard

Pittsburgh (Mt. Lebanon)



Notes

- Saw his first action of his career late in the game vs. NJIT
- Averaged 18.5 points per game as a senior in high school
- An All-State performer and a 1,000-point scorer at Mt. Lebanon

Did You Know ...

*His father, Joseph, was his high school coach.
Joseph was also one of John Calipari's first players while an assistant coach at Pittsburgh.*

Jonny David's 2015-16 Game-by-Game Stats

Opponent	Date	gs	min	Total		3-Pointers		Free throws		Rebounds				pf	a	t/o	blk	stl	pts	avg
				fg-fga	pct	3fg-fga	pct	ft-fa	pct	off	def	tot	avg							
NJIT	11/14/15	2		0-0	.000	0-0	.000	0-0	.000	0	0	0	0.0	0	0	0	0	0	0	0.0
Totals		0	2	0-0	.000	0-0	.000	0-0	.000	0	0	0	0.0	0	0	0	0	0	0	0.0

Games played: 1

2015-16 Averages

Games played..... 1
Minutes/game:..... 2.0

Season Highs

Points..... -
FG Made -
FG Atts. -
3-FG Made..... -
3-FG Atts..... -
FTs Made -
FTs Atts. -
Rebounds -
Assists -
Steals -
Blocks -
Minutes 2 vs. NJIT (11/14/15)

Career Highs

Points..... -
FG Made -
FG Atts. -
3-FG Made..... -
3-FG Atts..... -
FTs Made -
FTs Atts. -
Rebounds -
Assists -
Steals -
Blocks -
Minutes 2 vs. NJIT (11/14/15)

Did not play vs.: Albany

Jonny David's Career Stats

Year	GP-GS	Min-Avg	FG-FGA	Pct	3FG-FGA	Pct	FT-FTA	Pct	Off-Def-Tot-Avg	PF-FO	Ast	TO	Blk	Stl	Pts	Avg
2015-16	1-0	2-2.0	0-0	.000	0-0	.000	0-0	.000	0-0-0-0.0	0-0	0	0	0	0	0	0.0
TOTAL	1-0	2-2.0	0-0	.000	0-0	.000	0-0	.000	0-0-0-0.0	0-0	0	0	0	0	0	0.0

PLAYER BIOS

Mychal Mulder • 6-4 • 185 • Junior • Guard

Windsor, Ontario (Vincennes University)



Notes

- Made his debut against Albany and also played against NJIT
- Averaged 15.7 points and 6.4 rebounds per game while connecting on 46.3 percent of his field goals from 3-point range as a sophomore at Vincennes
- A junior-college All-American

Did You Know ...

Mychal says the best gift he has ever received in his lifetime was the offer to play basketball at UK.

Mychal Mulder's 2015-16 Game-by-Game Stats

Opponent	Date	gs	min	Total		3-Pointers		Free throws		Rebounds				pf	a	t/o	blk	stl	pts	avg
				fg-fga	pct	3fg-fga	pct	ft-fga	pct	off	def	tot	avg							
ALBANY	11/13/15	2		1-1	1.000	0-0	.000	0-0	.000	0	0	0	0.0	0	0	0	0	0	2	2.0
NJIT	11/14/15	3		0-0	.000	0-0	.000	0-0	.000	0	2	2	1.0	0	1	0	0	0	0	1.0
Totals		0	5	1-1	1.000	0-0	.000	0-0	.000	0	2	2	1.0	0	1	0	0	0	2	1.0

2015-16 Averages

Games played	2
Minutes/game	2.5
Points/game	1.0
FG Pct	100.0
Rebounds/game	1.0
Assists/game	0.5
Assist/turnover ratio	99.9

Season Highs

Points	2 vs. ALBANY (11/13/15)
FG Made	1 vs. ALBANY (11/13/15)
FG Attempts	1 vs. ALBANY (11/13/15)
Rebounds	2 vs. NJIT (11/14/15)
Assists	1 vs. NJIT (11/14/15)
Minutes	3 vs. NJIT (11/14/15)

Career Highs

Points	2 vs. ALBANY (11/13/15)
FG Made	1 vs. ALBANY (11/13/15)
FG Attempts	1 vs. ALBANY (11/13/15)
Rebounds	2 vs. NJIT (11/14/15)
Assists	1 vs. NJIT (11/14/15)
Minutes	3 vs. NJIT (11/14/15)

Mychal Mulder's Career Stats

Year	GP-GS	Min-Avg	FG-FGA	Pct	3FG-FGA	Pct	FT-FTA	Pct	Off-Def-Tot-Avg	PF-FO	Ast	TO	Blk	Stl	Pts	Avg
2015-16	2-0	5-2.5	1-1	1.000	0-0	.000	0-0	.000	0-2-2-1.0	0-0	1	0	0	0	2	1.0
TOTAL	2-0	5-2.5	1-1	1.000	0-0	.000	0-0	.000	0-2-2-1.0	0-0	1	0	0	0	2	1.0

PLAYER BIOS

Isaiah Briscoe • 6-3 • 202 • Freshman • Guard

Union, N.J. (Roselle Catholic)

**BRISCOE
13**



Notes

- Posted a double-double in his UK debut, scoring 11 points and collecting 12 rebounds against NJIT
- Did not play the opener against Albany due to a bruised right knee
- USA Basketball U19 Team selection
- High school All-American by Parade Magazine, USA Today and a McDonald's All-American

Did You Know ...

Basketball is a part of Isaiah's family. His cousin is Cleveland Cavalier Kyrie Irving, and his older sister, Iesha, played at Syracuse.

Isaiah Briscoe's 2015-16 Game-by-Game Stats

Opponent	Date	gs	min	Total		3-Pointers		Free throws		Rebounds				pf	a	t/o	blk	stl	pts	avg
				fg-fga	pct	3fg-fga	pct	ft-fa	pct	off	def	tot	avg							
NJIT	11/14/15		29	5-11	.455	1-4	.250	0-0	.000	1	11	12	12.0	1	2	4	0	2	11	11.0
Totals		0	29	5-11	.455	1-4	.250	0-0	.000	1	11	12	12.0	1	2	4	0	2	11	11.0

2015-16 Averages

Games played	1
Minutes/game	29.0
Points/game	11.0
FG Pct	45.5
3FG Pct	25.0
Rebounds/game	12.0
Assists/game	2.0
Turnovers/game	4.0
Assist/turnover ratio	0.5
Steals/game	2.0

Season Highs

Points	11 vs. NJIT (11/14/15)
FG Made	5 vs. NJIT (11/14/15)
FG Attempts	11 vs. NJIT (11/14/15)
FG Pct (min 5)	.455 (5-11) vs. NJIT (11/14/15)
3FG Made	1 vs. NJIT (11/14/15)
3FG Attempts	4 vs. NJIT (11/14/15)
Rebounds	12 vs. NJIT (11/14/15)
Assists	2 vs. NJIT (11/14/15)
Steals	2 vs. NJIT (11/14/15)
Turnovers	4 vs. NJIT (11/14/15)
Fouls	1 vs. NJIT (11/14/15)
Minutes	29 vs. NJIT (11/14/15)

Career Highs

Points	11 vs. NJIT (11/14/15)
FG Made	5 vs. NJIT (11/14/15)
FG Attempts	11 vs. NJIT (11/14/15)
FG Pct (min 5)	.455 (5-11) vs. NJIT (11/14/15)
3FG Made	1 vs. NJIT (11/14/15)
3FG Attempts	4 vs. NJIT (11/14/15)
Rebounds	12 vs. NJIT (11/14/15)
Assists	2 vs. NJIT (11/14/15)
Steals	2 vs. NJIT (11/14/15)
Turnovers	4 vs. NJIT (11/14/15)
Fouls	1 vs. NJIT (11/14/15)
Minutes	29 vs. NJIT (11/14/15)

Did not play vs.: Albany

Isaiah Briscoe's Career Stats

Year	GP-GS	Min-Avg	FG-FGA	Pct	3FG-FGA	Pct	FT-FTA	Pct	Off-Def-Tot-Avg	PF-FO	Ast	TO	Blk	Stl	Pts	Avg
2015-16	1-0	29-29.0	5-11	.455	1-4	.250	0-0	.000	1-11-12-12.0	1-0	2	4	0	2	11	11.0
TOTAL	1-0	29-29.0	5-11	.455	1-4	.250	0-0	.000	1-11-12-12.0	1-0	2	4	0	2	11	11.0

PLAYER BIOS

Isaac Humphries • 7-0 • 260 • Freshman • Forward

Sydney, Australia (La Lumiere School)

HUMPHRIES
15



Notes

- Has played in both regular-season contests this year
- Averaged 8.0 points and 4.5 rebounds per game in UK's two exhibition contests
- Reclassified to the 2015 class and joined the team in August
- Vital member of Australian U17 team that took silver at 2014 FIBA U17 World Championships

Did You Know ...

When Isaac needs to relax or de-stress he can be found in UK's Singletary Center playing the piano.

Isaac Humphries' 2015-16 Game-by-Game Stats

Opponent	Date	gs	min	Total		3-Pointers		Free throws		Rebounds				pf	a	t/o	blk	stl	pts	avg
				fg-fga	pct	3fg-fga	pct	ft-fa	pct	off	def	tot	avg							
ALBANY	11/13/15	7		0-1	.000	0-0	.000	4-4	1.000	0	2	2	2.0	0	0	1	0	0	4	4.0
NJIT	11/14/15	6		2-4	.500	0-0	.000	1-2	.500	1	2	3	2.5	1	0	2	1	0	5	4.5
Totals		0	13	2-5	.400	0-0	.000	5-6	.833	1	4	5	2.5	1	0	3	1	0	9	4.5

2015-16 Averages

Games played	2
Minutes/game	6.5
Points/game	4.5
FG Pct	40.0
FT Pct	83.3
Rebounds/game	2.5
Turnovers/game	1.5
Blocks/game	0.5

Season Highs

Points	5 vs. NJIT (11/14/15)
FG Made	2 vs. NJIT (11/14/15)
FG Attempts	4 vs. NJIT (11/14/15)
FT Made	4 vs. ALBANY (11/13/15)
FT Attempts	4 vs. ALBANY (11/13/15)
FT Pct (min 3)	1.000 (4-4) vs. ALBANY (11/13/15)
Rebounds	3 vs. NJIT (11/14/15)
Blocked Shots	1 vs. NJIT (11/14/15)
Turnovers	2 vs. NJIT (11/14/15)
Fouls	1 vs. NJIT (11/14/15)
Minutes	7 vs. ALBANY (11/13/15)

Career Highs

Points	5 vs. NJIT (11/14/15)
FG Made	2 vs. NJIT (11/14/15)
FG Attempts	4 vs. NJIT (11/14/15)
FT Made	4 vs. ALBANY (11/13/15)
FT Attempts	4 vs. ALBANY (11/13/15)
FT Pct (min 3)	1.000 (4-4) vs. ALBANY (11/13/15)
Rebounds	3 vs. NJIT (11/14/15)
Blocked Shots	1 vs. NJIT (11/14/15)
Turnovers	2 vs. NJIT (11/14/15)
Fouls	1 vs. NJIT (11/14/15)
Minutes	7 vs. ALBANY (11/13/15)

Isaac Humphries' Career Stats

Year	GP-GS	Min-Avg	FG-FGA	Pct	3FG-FGA	Pct	FT-FTA	Pct	Off-Def-Tot-Avg	PF-FO	Ast	TO	Blk	Stl	Pts	Avg
2015-16	2-0	13-6.5	2-5	.400	0-0	.000	5-6	.833	1-4-5-2.5	1-0	0	3	1	0	9	4.5
TOTAL	2-0	13-6.5	2-5	.400	0-0	.000	5-6	.833	1-4-5-2.5	1-0	0	3	1	0	9	4.5

PLAYER BIOS

Alex Poythress • 6-8 • 230 • Senior • Forward

Clarksville, Tenn. (Northeast)

POYTHRESS

22



Notes

- Julius Erving Watch List
- Preseason All-SEC Second Team selection (Media and Coaches)
- Has played in a team-high 83 career games
- Played a season-high 21 minutes against NJIT, grabbing seven rebounds and scoring nine points
- Returning from an ACL injury that cost him 28 games to conclude the 2014-15 season
- Graduated in three years with a degree in business and is now pursuing a master's degree
- Three-time Academic Team honoree and an All-SEC Freshman team selection in 2013
- Currently the only player on the team with a double-double to his name, having posted 20 points and 10 rebounds in his freshman season against LSU in Rupp Arena on Jan. 26, 2013

Did You Know ...

Alex lists math as his favorite subject in school and playing cards as one of his favorite hobbies.

Alex Poythress' 2015-16 Game-by-Game Stats

Opponent	Date	gs	min	Total		3-Pointers		Free throws		Rebounds				pf	a	t/o	blk	stl	pts	avg
				fg-fga	pct	3fg-fga	pct	ft-fa	pct	off	def	tot	avg							
ALBANY	11/13/15	11		1-2	.500	0-1	.000	0-2	.000	0	3	3	3.0	4	0	0	1	1	2	2.0
NJIT	11/14/15	21		3-5	.600	0-0	.000	3-5	.600	3	4	7	5.0	4	0	1	1	1	9	5.5
Totals		0	32	4-7	.571	0-1	.000	3-7	.429	3	7	10	5.0	8	0	1	2	2	11	5.5

2015-16 Averages

Games played.....	2
Minutes/game.....	16.0
Points/game.....	5.5
FG Pct.....	57.1
3FG Pct.....	0.0
FT Pct.....	42.9
Rebounds/game.....	5.0
Turnovers/game.....	0.5
Steals/game.....	1.0
Blocks/game.....	1.0

Season Highs

Points.....	9 vs. NJIT (11/14/15)
FG Made.....	3 vs. NJIT (11/14/15)
FG Attempts.....	5 vs. NJIT (11/14/15)
3FG Attempts.....	1 vs. ALBANY (11/13/15)
FT Made.....	3 vs. NJIT (11/14/15)
FT Attempts.....	5 vs. NJIT (11/14/15)
FT Pct (min 3).....	.600 (3-5) vs. NJIT (11/14/15)
Rebounds.....	7 vs. NJIT (11/14/15)
Steals.....	1 vs. NJIT (11/14/15)
Blocked Shots.....	1 vs. NJIT (11/14/15)
Turnovers.....	1 vs. NJIT (11/14/15)
Fouls.....	4 vs. NJIT (11/14/15)
Minutes.....	21 vs. NJIT (11/14/15)

Career Highs

Points.....	22, twice, last vs. LIU Brook. (11/23/12)
FG Made 9, four times, last LIU Brook. (11/23/12)	
FG Atts.....	12, twice, Morehead St. (11/21/12)
3-FG Made. 2, twice, last vs. Tennessee (1/15/13)	
3-FG Atts.....	3, twice, last vs. Kansas (11/18/14)
FTs Made.....	8, 3x, last vs. Texas A&M (1/21/14)
FTs Atts.....	10, twice, last vs. LSU (1/26/13)
Rebounds.....	13 vs. UNC Asheville (11/18/13)
Assists.....	3, twice, last vs. R. Morris (11/17/13)
Steals.....	2, 3x, last vs. Providence (11/30/14)
Blocks.....	4 vs. UT Arlington (11/25/14)
Minutes.....	40 vs. Missouri (2/23/13)

Alex Poythress' Career Stats

Year	GP-GS	Min-Avg	FG-FGA	Pct	3FG-FGA	Pct	FT-FTA	Pct	Off-Def-Tot-Avg	PF-FO	Ast	TO	Blk	Stl	Pts	Avg
2012-13	33-31	852-25.8	133-229	.581	14-33	.424	91-132	.689	62-137-199-6.0	88-6	22	66	14	9	371	11.2
2013-14	40-0	734-18.4	88-177	.497	8-33	.242	50-80	.625	72-109-181-4.5	85-2	17	38	29	12	234	5.9
2014-15	8-8	162-20.3	16-42	.381	0-7	.000	12-14	.857	12-18-30-3.8	17-1	2	8	12	4	44	5.5
2015-16	2-0	32-16.0	4-7	.571	0-1	.000	3-7	.429	3-7-10-5.0	8-0	0	1	2	2	11	5.5
TOTAL	83-39	1780-21.4	241-455	.530	22-74	.297	156-233	.670	149-271-420-5.1	198-9	41	113	57	27	660	8.0

PLAYER BIOS

Jamal Murray • 6-4 • 207 • Freshman • Guard

Kitchener, Ontario (Athlete Institute)



Notes

- With his performance in his UK debut against Albany, became the first UK player to post at least 19 points, eight assists and three steals since John Wall did so against Rider on Nov. 21, 2009
- Grabbed a career-high five rebounds vs. NJIT
- Reclassified to the 2015 class and joined the team in August
- Breakout performance in the Pan Am Games as a member of the Canadian National Team with 22 points (all in the second half or overtime) and six assists in a triumph over Team USA to advance to the title game

Did You Know ...

Jamal chose No. 23 because it represents the date of his birth. He also meditates to prepare mentally before each game.

Jamal Murray's 2015-16 Game-by-Game Stats

Opponent	Date	gs	min	Total		3-Pointers		Free throws		Rebounds				pf	a	t/o	blk	stl	pts	avg
				fg-fga	pct	3fg-fga	pct	ft-fa	pct	off	def	tot	avg							
ALBANY	11/13/15	*	32	8-15	.533	2-5	.400	1-1	1.000	1	2	3	3.0	3	8	5	0	3	19	19.0
NJIT	11/14/15	*	30	3-13	.231	1-10	.100	1-1	1.000	1	4	5	4.0	2	2	3	0	1	8	13.5
Totals			2	62	11-28	.393	3-15	.200	2-2	1.000	2	6	8	4.0	5	10	8	4	27	13.5

2015-16 Averages

Games played	2
Minutes/game	31.0
Points/game	13.5
FG Pct	39.3
3FG Pct	20.0
FT Pct	100.0
Rebounds/game	4.0
Assists/game	5.0
Turnovers/game	4.0
Assist/turnover ratio	1.3
Steals/game	2.0

Season Highs

Points	19 vs. ALBANY (11/13/15)
FG Made	8 vs. ALBANY (11/13/15)
FG Attempts	15 vs. ALBANY (11/13/15)
FG Pct (min 5)	.533 (8-15) vs. ALBANY (11/13/15)
3FG Made	2 vs. ALBANY (11/13/15)
3FG Attempts	10 vs. NJIT (11/14/15)
3FG Pct (min 2)	.400 (2-5) vs. ALBANY (11/13/15)
FT Made	1 vs. NJIT (11/14/15)
FT Attempts	1 vs. NJIT (11/14/15)
Rebounds	5 vs. NJIT (11/14/15)
Assists	8 vs. ALBANY (11/13/15)
Steals	3 vs. ALBANY (11/13/15)
Turnovers	5 vs. ALBANY (11/13/15)
Minutes	32 vs. ALBANY (11/13/15)

Career Highs

Points	19 vs. ALBANY (11/13/15)
FG Made	8 vs. ALBANY (11/13/15)
FG Attempts	15 vs. ALBANY (11/13/15)
FG Pct (min 5)	.533 (8-15) vs. ALBANY (11/13/15)
3FG Made	2 vs. ALBANY (11/13/15)
3FG Attempts	10 vs. NJIT (11/14/15)
3FG Pct (min 2)	.400 (2-5) vs. ALBANY (11/13/15)
FT Made	1 vs. NJIT (11/14/15)
FT Attempts	1 vs. NJIT (11/14/15)
Rebounds	5 vs. NJIT (11/14/15)
Assists	8 vs. ALBANY (11/13/15)
Steals	3 vs. ALBANY (11/13/15)
Turnovers	5 vs. ALBANY (11/13/15)
Minutes	32 vs. ALBANY (11/13/15)

Jamal Murray's Career Stats

Year	GP-GS	Min-Avg	FG-FGA-	Pct	3FG-FGA	Pct	FT-FTA	Pct	Off-Def-Tot-Avg	PF-FO	Ast	TO	Blk	Stl	Pts	Avg
2015-16	2-2	62-31.0	11-28	.393	3-15	.200	2-2	1.000	2-6-8-4.0	5-0	10	8	0	4	27	13.5
TOTAL	2-2	62-31.0	11-28	.393	3-15	.200	2-2	1.000	2-6-8-4.0	5-0	10	8	0	4	27	13.5

PLAYER BIOS

EJ Floréal • 6-4 • 203 • Junior • Guard

Palo Alto, Calif. (Dunbar)



Notes

- Saw action in both of UK's two exhibition games
- Scored on a dunk in the win over Ottawa and also added three rebounds and an assist
- Academic All-SEC member as a sophomore
- Played in 16 career games

Did You Know ...

EJ is a tremendous athlete who also competed in track and field while in high school. He has been tabbed the team's best dunker.

EJ Floréal's 2015-16 Game-by-Game Stats

2015-16 Averages

Games played	-
Minutes/game	-
Points/game	-
FG Pct	-
FT Pct	-
Rebounds/game	-
Assists/game	-
Turnovers/game	-
Assist/turnover ratio	-
Steals/game	-
Blocks/game	-

Season Highs

Points	-
Rebounds	-
FG Made	-
FG Atts	-
3-FG Made	-
3-FG Atts	-
FTs Made	-
FTs Atts	-
Assists	-
Steals	-
Blocks	-
Minutes	-

Career Highs

Points	2, vs. Robert Morris (11/17/13)
Rebounds	1, twice, last vs. Auburn (2/21/15)
FG Made	1, vs. Robert Morris (11/17/13)
FG Atts	1, twice, last vs. Montana St. (11/23/14)
3-FG Made	-
3-FG Atts	-
FTs Made	1, vs. Kansas (11/18/14)
FTs Atts	2, vs. Kansas (11/18/14)
Assists	-
Steals	1, twice, last vs. UCLA (12/20/14)
Blocks	1, vs. Robert Morris (11/17/13)
Minutes	5, vs. Montana State (11/23/14)

Did not play vs.: Albany, NJIT

EJ Floréal's Career Stats

Year	GP-GS	Min-Avg	FG-FGA	Pct	3FG-FGA	Pct	FT-FTA	Pct	Off-Def-Tot-Avg	PF-FO	Ast	TO	Blk	Stl	Pts	Avg
2013-14	3-0	4-1.3	1-1	1.000	0-0	.000	0-0	.000	0-1-1-0.3	1-0	0	0	1	1	2	0.7
2014-15	13-0	20-1.5	0-1	.000	0-0	.000	1-2	.500	0-1-1-0.1	2-0	0	4	0	1	1	0.1
2015-16	-	-	-	-	-	-	-	-	-	-	-	-	-	-	-	-
TOTAL	16-0	24-1.5	1-2	.500	0-0	.000	1-2	.500	0-2-2-0.1	3-0	0	4	1	2	3	0.2

PLAYER BIOS

Dominique Hawkins • 6-0 • 190 • Junior • Guard

Richmond, Ky. (Madison Central)



Notes

- Broke his hand during preseason practices and did not compete in the exhibition games, but has played in both regular-season games
- Returned to practice Nov. 4
- Appeared in 56 career games and has made nine starts
- Had single-game career highs in points (seven vs. Boston) and assists (six vs. EKU) as a sophomore

Did You Know ...

Dominique is the self-proclaimed best video game player on the team. He lists his mom, Denise, as the greatest influence in his life.

Dominique Hawkins' 2015-16 Game-by-Game Stats

Opponent	Date	gs	min	Total		3-Pointers		Free throws		Rebounds				pf	a	t/o	blk	stl	pts	avg
				fg-fga	pct	3fg-fga	pct	ft-fa	pct	off	def	tot	avg							
ALBANY	11/13/15	11		0-1	.000	0-1	.000	0-0	.000	1	0	1	1.0	3	0	0	0	0	0	0.0
NJIT	11/14/15	3		0-1	.000	0-0	.000	1-2	.500	1	0	1	1.0	2	1	0	0	0	1	0.5
Totals		0	14	0-2	.000	0-1	.000	1-2	.500	2	0	2	1.0	5	1	0	0	0	1	0.5

2015-16 Averages

Games played	2
Minutes/game	7.0
Points/game	0.5
FG Pct	0.0
3FG Pct	0.0
FT Pct	50.0
Rebounds/game	1.0
Assists/game	0.5
Assist/turnover ratio	99.9

Season Highs

Points	1 vs. NJIT (11/14/15)
FG Attempts	1 vs. NJIT (11/14/15)
3FG Attempts	1 vs. ALBANY (11/13/15)
FT Made	1 vs. NJIT (11/14/15)
FT Attempts	2 vs. NJIT (11/14/15)
Rebounds	1 vs. NJIT (11/14/15)
Assists	1 vs. NJIT (11/14/15)
Fouls	3 vs. ALBANY (11/13/15)
Minutes	11 vs. ALBANY (11/13/15)

Career Highs

Points	7 vs. Boston U. (11/21/14)
FG Made	3 vs. Boston U. (11/21/14)
FG Atts	8 vs. Montana State (11/23/14)
3-FG Made	1, seven times, last vs. Vandy (2/3/15)
3-FG Atts	3 vs. Mizzou (1/13/15)
FTs Made	2, twice, last vs. Mizzou (1/13/15)
FTs Atts	2, five times, last vs. Mizzou (1/13/15)
Rebs	4 vs. Belmont (12/21/13)
Assists	6 vs. EKU (12/7/14)
Steals	2, twice, last at Florida (2/7/15)
Blocks	1, twice, last vs. Mizzou (1/13/15)
Minutes	20 vs. Mizzou (1/13/15)

Dominique Hawkins' Career Stats

Year	GP-GS	Min-Avg	FG-FGA	Pct	3FG-FGA	Pct	FT-FTA	Pct	Off-Def-Tot-Avg	PF-FO	Ast	TO	Blk	Stl	Pts	Avg
2013-14	33-0	283-8.6	9-31	.290	2-16	.125	5-13	.385	7-16-23-0.7	37-0	12	6	1	4	25	0.8
2014-15	23-9	163-7.1	10-35	.286	5-21	.238	4-10	.400	3-13-16-0.7	14-0	14	5	1	7	29	1.3
2015-16	2-0	14-7.0	0-2	.000	0-1	.000	1-2	.500	2-0-2-1.0	5-0	1	0	0	0	1	0.5
TOTAL	58-9	460-7.9	19-68	.279	7-38	.184	10-25	.400	12-29-41-0.7	56-0	27	11	2	11	55	0.9

PLAYER BIOS

Derek Willis • 6-9 • 220 • Junior • Forward

Mt. Washington, Ky. (Bullitt East)



Notes

- Has scored double-digit points in both games this season, a career first
- Made his first-career start vs. NJIT after he set new career highs in points (14), field goals (four), 3-pointers made (two), field-goal attempts (seven) and minutes played (28)
- Against NJIT he tied his career high with a 4-for-4 mark from the free-throw line and tied his career high with five rebounds
- Has appeared in 35 career games
- Two-time All-SEC Academic Team performer

Did You Know ...

Derek chose his jersey number because Kevin Durant is his favorite player. He lists ping-pong as a hobby outside of basketball.

Derek Willis' 2015-16 Game-by-Game Stats

Opponent	Date	gs	min	Total		3-Pointers		Free throws		Rebounds				pf	a	t/o	blk	stl	pts	avg
				fg-fga	pct	3fg-fga	pct	ft-fa	pct	off	def	tot	avg							
ALBANY	11/13/15		28	4-7	.571	2-5	.400	4-4	1.000	2	3	5	5.0	1	3	3	0	2	14	14.0
NJIT	11/14/15	*	17	4-5	.800	3-4	.750	0-0	.000	0	3	3	4.0	1	1	0	2	0	11	12.5
Totals			1	45	8-12	.667	5-9	.556	4-4	1.000	2	6	8	4.0	2	4	3	2	25	12.5

2015-16 Averages

Games played	2
Minutes/game	22.5
Points/game	12.5
FG Pct	66.7
3FG Pct	55.6
FT Pct	100.0
Rebounds/game	4.0
Assists/game	2.0
Turnovers/game	1.5
Assist/turnover ratio	1.3
Steals/game	1.0
Blocks/game	1.0

Season Highs

Points	14 vs. ALBANY (11/13/15)
FG Made	4 vs. NJIT (11/14/15)
FG Attempts	7 vs. ALBANY (11/13/15)
3FG Made	3 vs. NJIT (11/14/15)
3FG Attempts	5 vs. ALBANY (11/13/15)
3FG Pct (min 2)	.750 (3-4) vs. NJIT (11/14/15)
FT Made	4 vs. ALBANY (11/13/15)
FT Attempts	4 vs. ALBANY (11/13/15)
FT Pct (min 3)	1.000 (4-4) vs. ALBANY (11/13/15)
Rebounds	5 vs. ALBANY (11/13/15)
Assists	3 vs. ALBANY (11/13/15)
Steals	2 vs. ALBANY (11/13/15)
Blocked Shots	2 vs. NJIT (11/14/15)
Turnovers	3 vs. ALBANY (11/13/15)
Minutes	28 vs. ALBANY (11/13/15)

Career Highs

Points	14 vs. ALBANY (11/13/15)
FG Made	4 vs. NJIT (11/14/15)
FG Atts	7 vs. ALBANY (11/13/15)
3-FG Made	3 vs. NJIT (11/14/15)
3-FG Atts	5 vs. ALBANY (11/13/15)
FTs Made	4, twice, last vs. ALBANY (11/13/15)
FTs Atts	6 vs. Northern Kentucky (11/10/13)
Rebounds	5, twice, last vs ALBANY (11/13/15)
Assists	3 vs. ALBANY (11/13/15)
Steals	2 vs. ALBANY (11/13/15)
Blocks	3, vs. UCLA (12/20/14)
Minutes	28 vs. ALBANY (11/13/15)

Derek Willis' Career Stats

Year	GP-GS	Min-Avg	FG-FGA	Pct	3FG-3FGA	Pct	FT-FTA	Pct	Off-Def-Tot-Avg	PF-FO	Ast	TO	Blk	Stl	Pts	Avg
2013-14	14-0	39-2.8	3-9	.333	1-6	.167	9-12	.750	1-7-8-0.6	0-0	0	4	0	1	16	1.1
2014-15	19-0	75-3.9	7-18	.389	5-15	.333	6-6	1.000	5-9-14-0.7	5-0	5	8	3	2	25	1.3
2015-16	2-1	45-22.5	8-12	.667	5-9	.556	4-4	1.000	2-6-8-4.0	2-0	4	3	2	2	25	12.5
TOTAL	35-1	159-4.5	18-39	.462	11-30	.367	19-22	.864	8-22-30-0.9	7-0	9	15	5	5	66	1.9

SEASON BOX SCORES

EXHIBITION GAME ONE KENTUCKY 117, OTTAWA 58

Official Basketball Box Score -- Game Totals -- Final Statistics
Ottawa vs Kentucky
11/2/15 7:00 pm at Rupp Arena - Lexington, KY

Ottawa 58

#	Player	Total			3-Ptr			Rebounds			PF	TP	A	TO	Bk	Stl	Min
		FG-FGA	FG-FGA	FT-FTA	FG-FGA	FG-FGA	FT-FTA	Off	Def	Tot							
44	Oakes, Preston	f	2-9	0-4	0-0	0	1	1	3	4	1	2	0	0	0	15	
32	O'Con, John	c	0-1	0-0	1-2	2	2	2	1	0	1	1	0	0	0	17	
00	Mitchell, Hollis	g	2-7	0-3	0-0	1	1	2	1	4	3	1	0	1	14		
03	Jones, Pat	g	1-5	1-4	0-0	0	2	2	2	3	1	3	0	0	14		
33	Norfleet, Marshon	g	6-12	4-8	4-4	0	1	1	1	20	0	2	1	2	19		
01	McKinney, Mike	g	2-4	0-1	0-0	0	1	1	2	4	0	1	0	0	10		
05	Shaffer, Tyler	g	0-2	0-0	0-0	1	0	1	0	0	0	0	0	0	3		
10	Brown, Zach	g	1-3	1-2	0-0	1	0	1	1	3	0	0	0	0	22		
11	Okoronkwo, Emeke	g	1-5	0-2	5-6	1	2	3	1	7	0	3	0	0	11		
12	Hasty, Alex	g	0-1	0-0	0-0	0	0	0	0	0	0	1	0	0	12		
13	Gant, Eric	g	0-3	0-2	0-0	0	0	0	1	0	0	2	0	1	15		
14	Bullinger, Logan	g	2-9	0-0	6-6	1	3	4	1	10	0	0	0	0	24		
22	Falk, Riley	g	0-1	0-0	0-0	0	0	0	1	0	0	1	0	0	4		
25	Perez, Devin	g	0-2	0-1	0-0	0	1	1	0	0	0	0	0	0	3		
35	Stackhouse, Dallas	g	0-1	0-0	2-2	2	2	4	2	2	0	0	0	0	17		
Team			3			1			4			2		0		0	
Totals			17-65	6-27	18-20	11	17	28	18	58	5	17	2	4	0	200	

FG % 1st Half: 11-34 32.4% 2nd half: 6-31 19.4% Game: 17-65 26.2%
3FG % 1st Half: 6-19 31.6% 2nd half: 0-8 0.0% Game: 6-27 22.2%
FT % 1st Half: 7-8 87.5% 2nd half: 11-12 91.7% Game: 18-20 90.0%

Kentucky 117

#	Player	Total			3-Ptr			Rebounds			PF	TP	A	TO	Bk	Stl	Min
		FG-FGA	FG-FGA	FT-FTA	FG-FGA	FG-FGA	FT-FTA	Off	Def	Tot							
00	Lee, Marcus	f	5-7	0-0	0-1	2	4	6	2	10	0	0	1	2	16		
01	Labissiere, Skal	f	9-12	0-0	0-0	5	5	4	18	2	1	2	1	22			
03	Ulis, Tyler	g	5-10	4-5	3-4	1	3	4	17	10	0	0	2	27			
13	Briscoe, Isaiah	g	4-6	0-1	3-4	0	3	3	11	3	3	0	1	22			
23	Murray, Jamal	g	8-15	4-8	2-2	3	9	12	3	22	9	3	1	29			
04	Matthews, Charles	g	2-4	0-1	2-2	1	1	2	4	3	1	1	0	19			
10	David, Jonny	g	0-1	0-1	0-0	0	2	2	0	0	0	0	0	4			
11	Mulder, Mychal	g	2-5	2-4	0-0	1	2	1	6	1	0	0	0	9			
15	Humphries, Isaac	g	4-6	0-0	1-3	4	2	6	1	9	0	1	0	17			
22	Poythress, Alex	g	3-7	2-2	0-0	2	4	6	3	8	1	1	2	17			
24	Florean, EJ	g	1-1	0-0	0-0	0	3	3	0	2	1	1	0	4			
35	Willis, Derek	g	5-6	0-0	0-2	5	2	7	10	2	0	2	0	14			
Team			48-80			12-22			9-18			17		11		117	
Totals			48-80	12-22	9-18	20	39	59	17	117	32	12	9	10	200		

FG % 1st Half: 26-36 72.2% 2nd half: 22-44 50.0% Game: 48-80 60.0%
3FG % 1st Half: 7-10 70.0% 2nd half: 5-12 41.7% Game: 12-22 54.5%
FT % 1st Half: 8-12 66.7% 2nd half: 1-6 16.7% Game: 9-18 50.0%

Officials: John Hampton, Bart Lenox, Brent Hampton
Technical fouls: Ottawa-None. Kentucky-None.
Attendance: 20743

Score by periods	1st	2nd	Total
Ottawa	35	23	58
Kentucky	67	50	117

GAME ONE #2 KENTUCKY 78, ALBANY 65

Official Basketball Box Score -- Game Totals -- Final Statistics
Albany vs Kentucky
11/13/15 7:00 pm at Rupp Arena - Lexington, KY

Albany 65 • 0-1

#	Player	Total			3-Ptr			Rebounds			PF	TP	A	TO	Bk	Stl	Min
		FG-FGA	FG-FGA	FT-FTA	FG-FGA	FG-FGA	FT-FTA	Off	Def	Tot							
10	Rowley, Mike	f	1-1	0-0	0-0	2	1	3	5	2	0	5	0	4	31		
43	Stire, Greig	f	4-7	0-0	1-2	3	1	4	4	9	0	1	0	0	26		
00	Singletary, Evan	g	7-16	1-5	2-4	0	3	3	2	17	1	2	0	1	40		
01	Sanders, Ray	g	0-5	0-1	0-2	0	1	1	4	0	1	0	0	1	17		
12	Hooley, Peter	g	6-15	0-5	6-8	1	2	3	2	18	2	3	0	2	37		
02	Andrews, Jamir	g	1-5	0-4	4-4	0	0	0	1	6	0	1	0	0	11		
03	Cremon, Joe	g	3-4	0-0	0-0	2	1	3	0	6	0	1	0	0	12		
22	Peters, Richard	g	2-2	0-0	0-1	2	3	4	4	0	0	0	0	1	7		
24	Ennema, Dallas	g	0-0	0-0	0-0	0	0	0	0	0	0	0	0	0	2		
30	Charles, Travis	g	1-3	0-0	1-2	2	1	3	4	3	0	1	0	0	17		
Team			25-58			1-14			14-22			13		15		28	
Totals			25-58	1-14	14-22	13	15	28	26	65	4	15	0	9	200		

FG % 1st Half: 9-25 36.0% 2nd half: 16-33 48.5% Game: 25-58 43.1%
3FG % 1st Half: 0-8 0.0% 2nd half: 1-6 16.7% Game: 1-14 7.1%
FT % 1st Half: 9-15 60.0% 2nd half: 5-7 71.4% Game: 14-22 63.6%

Kentucky 78 • 1-0

#	Player	Total			3-Ptr			Rebounds			PF	TP	A	TO	Bk	Stl	Min
		FG-FGA	FG-FGA	FT-FTA	FG-FGA	FG-FGA	FT-FTA	Off	Def	Tot							
00	Marcus Lee	f	5-7	0-0	2-7	5	3	8	2	12	3	1	3	0	27		
03	Tyler Ulis	g	4-9	2-5	2-2	1	3	4	3	12	2	5	0	0	37		
04	Charles Matthews	g	2-2	0-0	0-0	1	1	2	3	4	0	1	0	0	15		
23	Jamal Murray	g	8-15	2-5	1-1	1	2	3	3	19	8	5	0	3	32		
01	Skal Labissiere	g	3-5	0-0	3-4	1	4	5	9	0	3	4	0	0	30		
11	Mychal Mulder	g	1-1	0-0	0-0	0	0	0	0	2	0	0	0	0	2		
15	Isaac Humphries	g	0-1	0-0	4-4	0	2	2	0	4	0	1	0	0	7		
22	Alex Poythress	g	1-2	0-1	0-2	0	3	3	4	2	0	0	1	1	11		
25	Dominique Hawkins	g	0-1	0-1	0-0	1	0	1	3	0	0	0	0	0	11		
35	Derek Willis	g	4-7	2-5	4-4	2	3	5	14	3	3	0	2	28			
Team			28-50			6-17			16-24			22		34		21	
Totals			28-50	6-17	16-24	22	34	54	21	78	16	20	8	6	200		

FG % 1st Half: 13-28 46.4% 2nd half: 15-22 68.2% Game: 28-50 56.0%
3FG % 1st Half: 4-11 36.4% 2nd half: 2-6 33.3% Game: 6-17 35.3%
FT % 1st Half: 8-11 72.7% 2nd half: 8-13 61.5% Game: 16-24 66.7%

Officials: Karl Hess, Brian Shey, Glenn Tuitt
Technical fouls: Albany-Charles, Travis; Singletary, Evan. Kentucky-Alex Poythress; Jamal Murray; Tyler Ulis.
Attendance: 22080

Score by periods	1st	2nd	Total
Albany	27	38	65
Kentucky	38	40	78

Last FG - ALBANY 2nd-00:19, UK 2nd-00:59.
Largest lead - ALBANY None, UK by 21 2nd-08:33.
ALBANY led for 00:00. UK led for 38:35. Game was tied for 01:25.

Score tied - 0 Times.
Lead changed - 0 Times.

EXHIBITION GAME TWO KENTUCKY 111, KENTUCKY STATE 58

Official Basketball Box Score -- Game Totals -- Final Statistics
Kentucky State Univ vs Kentucky
11/6/15 6:00 p.m. at Rupp Arena - Lexington, KY

Kentucky State Univ 58 • 0-0

#	Player	Total			3-Ptr			Rebounds			PF	TP	A	TO	Bk	Stl	Min
		FG-FGA	FG-FGA	FT-FTA	FG-FGA	FG-FGA	FT-FTA	Off	Def	Tot							
32	William Bryant	f	0-1	0-0	0-0	2	3	5	5	0	0	1	0	0	16		
12	Jyllus Barton	c	1-3	0-0	1-4	1	0	1	5	3	0	0	0	0	8		
00	Dorian Jordan	g	2-3	0-0	0-0	1	1	2	1	4	1	4	1	2	16		
03	Triston Ford	g	3-12	2-5	1-4	0	2	2	1	9	4	0	1	0	26		
04	Malcolm Smith	g	4-12	2-4	4-4	3	2	5	0	14	0	7	0	0	21		
01	Rob Shaw	g	2-4	0-0	0-0	0	0	0	2	4	0	1	0	1	9		
05	Kevin Shaw	g	2-11	1-7	4-6	2	1	3	3	9	0	1	0	0	21		
10	Teddy Ware	g	2-6	1-4	0-0	0	1	1	1	5	0	0	0	0	10		
11	Daquan Boyd	g	0-0	0-0	0-0	0	1	1	1	0	2	2	0	0	8		
22	Johnatas Alexander	g	3-5	0-0	2-2	2	2	4	5	6	0	0	0	0	24		
26	Quentin Henderson	g	0-6	0-0	1-2	0	2	2	1	0	0	0	0	0	15		
24	Ivan Hooker	g	0-1	0-0	0-0	0	0	0	0	2	0	0	0	0	15		
31	Michael Cross	g	1-4	0-2	1-1	2	2	4	3	3	1	1	0	0	11		
Team			2			3			5			1		0		0	
Totals			20-68	6-22	12-23	15	20	35	31	58	8	17	0	4	200		

FG % 1st Half: 9-36 25.0% 2nd half: 11-32 34.4% Game: 20-68 2

2015-16 Kentucky Men's Basketball
Kentucky Combined Team Statistics (as of Nov 14, 2015)
All games

RECORD:	OVERALL	HOME	AWAY	NEUTRAL
ALL GAMES	2-0	2-0	0-0	0-0
CONFERENCE	0-0	0-0	0-0	0-0
NON-CONFERENCE	2-0	2-0	0-0	0-0

##	Player	gp-gs	min	avg	Total		3-Point		F-Throw		Rebounds				pf	dq	a	to	blk	stl	pts	avg
					fg-fga	fg%	3fg-fga	3fg%	ft-fta	ft%	off	def	tot	avg								
01	Skal Labissiere	2-2	51	25.5	13-17	.765	0-0	.000	9-10	.900	4	6	10	5.0	5	0	0	6	6	1	35	17.5
23	Jamal Murray	2-2	62	31.0	11-28	.393	3-15	.200	2-2	1.000	2	6	8	4.0	5	0	10	8	0	4	27	13.5
35	Derek Willis	2-1	45	22.5	8-12	.667	5-9	.556	4-4	1.000	2	6	8	4.0	2	0	4	3	2	2	25	12.5
13	Isaiah Briscoe	1-0	29	29.0	5-11	.455	1-4	.250	0-0	.000	1	11	12	12.0	1	0	2	4	0	2	11	11.0
00	Marcus Lee	2-2	47	23.5	9-15	.600	0-0	.000	4-9	.444	12	4	16	8.0	5	0	3	1	6	1	22	11.0
03	Tyler Ulis	2-2	68	34.0	5-17	.294	2-7	.286	5-6	.833	3	6	9	4.5	4	0	7	6	0	0	17	8.5
22	Alex Poythress	2-0	32	16.0	4-7	.571	0-1	.000	3-7	.429	3	7	10	5.0	8	0	0	1	2	2	11	5.5
15	Isaac Humphries	2-0	13	6.5	2-5	.400	0-0	.000	5-6	.833	1	4	5	2.5	1	0	0	3	1	0	9	4.5
04	Charles Matthews	2-1	32	16.0	2-4	.500	0-1	.000	1-2	.500	1	1	2	1.0	3	0	2	1	0	0	5	2.5
11	Mychal Mulder	2-0	5	2.5	1-1	1.000	0-0	.000	0-0	.000	0	2	2	1.0	0	0	1	0	0	0	2	1.0
25	Dominique Hawkins	2-0	14	7.0	0-2	.000	0-1	.000	1-2	.500	2	0	2	1.0	5	0	1	0	0	0	1	0.5
10	Jonny David	1-0	2	2.0	0-0	.000	0-0	.000	0-0	.000	0	0	0	0.0	0	0	0	0	0	0	0	0.0
Team											3	1	4					1				
Total.....		2	400		60-119	.504	11-38	.289	34-48	.708	34	54	88	44.0	39	0	30	34	17	12	165	82.5
Opponents.....		2	400		42-113	.372	6-33	.182	32-44	.727	20	31	51	25.5	48	-	12	29	2	15	122	61.0

TEAM STATISTICS	UK	OPP	Date	Opponent	Score	Att.
SCORING	165	122	11/13/15	ALBANY	w 78-65	22080
Points per game	82.5	61.0	11/14/15	NJIT	w 87-57	22671
Scoring margin	+21.5	-	* - Conference game			
FIELD GOALS-ATT	60-119	42-113				
Field goal pct	.504	.372				
3 POINT FG-ATT	11-38	6-33				
3-point FG pct	.289	.182				
3-pt FG made per game	5.5	3.0				
FREE THROWS-ATT	34-48	32-44				
Free throw pct	.708	.727				
F-Throws made per game	17.0	16.0				
REBOUNDS	88	51				
Rebounds per game	44.0	25.5				
Rebounding margin	+18.5	-				
ASSISTS	30	12				
Assists per game	15.0	6.0				
TURNOVERS	34	29				
Turnovers per game	17.0	14.5				
Turnover margin	-2.5	-				
Assist/turnover ratio	0.9	0.4				
STEALS	12	15				
Steals per game	6.0	7.5				
BLOCKS	17	2				
Blocks per game	8.5	1.0				
ATTENDANCE	44751	0				
Home games-Avg/Game	2-22376	0-0				
Neutral site-Avg/Game	-	0-0				

Score by Periods	1st	2nd	Totals
Kentucky	74	91	165
Opponents	55	67	122

2015-16 Kentucky Men's Basketball
 Kentucky Season Schedule/Results & Leaders (as of Nov 14, 2015)
 All games

RECORD:	OVERALL	HOME	AWAY	NEUTRAL
ALL GAMES	2-0	2-0	0-0	0-0
CONFERENCE	0-0	0-0	0-0	0-0
NON-CONFERENCE	2-0	2-0	0-0	0-0

Date	Opponent	Score	Att.	High Points	High Rebounds
11/13/15	ALBANY	w 78-65	22080	(19)Jamal Murray	(8)Marcus Lee
11/14/15	NJIT	w 87-57	22671	(26)Labissiere, Skal	(12)Isaiah Briscoe

* - Conference game

Attendance Summary	Games	Attend	Avg/Game
Home	2	44751	22376
Away	0	0	0
Neutral	0	0	0
Total	2	44751	22376

2015-16 Kentucky Men's Basketball
Kentucky Overall Team Statistics (as of Nov 14, 2015)
All games

TEAM STATISTICS	UK	OPP
SCORING	165	122
Points per game	82.5	61.0
Scoring margin	+21.5	-
FIELD GOALS-ATT	60-119	42-113
Field goal pct	.504	.372
3 POINT FG-ATT	11-38	6-33
3-point FG pct	.289	.182
3-pt FG made per game	5.5	3.0
FREE THROWS-ATT	34-48	32-44
Free throw pct	.708	.727
F-Throws made per game	17.0	16.0
REBOUNDS	88	51
Rebounds per game	44.0	25.5
Rebounding margin	+18.5	-
ASSISTS	30	12
Assists per game	15.0	6.0
TURNOVERS	34	29
Turnovers per game	17.0	14.5
Turnover margin	-2.5	-
Assist/turnover ratio	0.9	0.4
STEALS	12	15
Steals per game	6.0	7.5
BLOCKS	17	2
Blocks per game	8.5	1.0
WINNING STREAK	2	-
Home win streak	2	-
ATTENDANCE	44751	0
Home games-Avg/Game	2-22376	0-0
Neutral site-Avg/Game	-	0-0

Score by Periods	1st	2nd	Totals
Kentucky	74	91	165
Opponents	55	67	122

2015-16 Kentucky Men's Basketball
Kentucky Category Leaders (as of Nov 14, 2015)
All games

Points	G	Pts	Pts/G	Scoring Average	G	Pts	Avg/G
Skal Labissiere	2	35	17.5	Skal Labissiere	2	35	17.5
Jamal Murray	2	27	13.5	Jamal Murray	2	27	13.5
Derek Willis	2	25	12.5	Derek Willis	2	25	12.5
Marcus Lee	2	22	11.0	Marcus Lee	2	22	11.0
Tyler Ulis	2	17	8.5	Isaiah Briscoe	1	11	11.0
Alex Poythress	2	11	5.5	Tyler Ulis	2	17	8.5
Isaiah Briscoe	1	11	11.0	Alex Poythress	2	11	5.5
Isaac Humphries	2	9	4.5	Isaac Humphries	2	9	4.5
Charles Matthews	2	5	2.5	Charles Matthews	2	5	2.5
Mychal Mulder	2	2	1.0	Mychal Mulder	2	2	1.0
Dominique Hawkins	2	1	0.5	Dominique Hawkins	2	1	0.5
				Jonny David	1	0	0.0

FG Percentage	FG	Att	Pct	Field Goal Attempts	G	Att	Att/G
Mychal Mulder	1	1	1.000	Jamal Murray	2	28	14.0
Skal Labissiere	13	17	.765	Tyler Ulis	2	17	8.5
Derek Willis	8	12	.667	Skal Labissiere	2	17	8.5
Marcus Lee	9	15	.600	Marcus Lee	2	15	7.5
Alex Poythress	4	7	.571	Derek Willis	2	12	6.0
Charles Matthews	2	4	.500				
Isaiah Briscoe	5	11	.455	Field Goals Made	G	Made	Made/G
Isaac Humphries	2	5	.400	Skal Labissiere	2	13	6.5
Jamal Murray	11	28	.393	Jamal Murray	2	11	5.5
Tyler Ulis	5	17	.294	Marcus Lee	2	9	4.5
Dominique Hawkins	0	2	.000	Derek Willis	2	8	4.0
				Tyler Ulis	2	5	2.5
				Isaiah Briscoe	1	5	5.0

3-Point Percentage	3FG	Att	Pct	3-Point FG Attempts	G	Att	Att/G
Derek Willis	5	9	.556	Jamal Murray	2	15	7.5
Tyler Ulis	2	7	.286	Derek Willis	2	9	4.5
Isaiah Briscoe	1	4	.250	Tyler Ulis	2	7	3.5
Jamal Murray	3	15	.200	Isaiah Briscoe	1	4	4.0
Charles Matthews	0	1	.000	Alex Poythress	2	1	0.5
Alex Poythress	0	1	.000	Charles Matthews	2	1	0.5
Dominique Hawkins	0	1	.000	Dominique Hawkins	2	1	0.5

3-Point FG Made	G	Made	Made/G
Derek Willis	2	5	2.5
Jamal Murray	2	3	1.5
Tyler Ulis	2	2	1.0
Isaiah Briscoe	1	1	1.0

Free Throw Percent	FG	Att	Pct	Free Throw Attempts	G	Att	Att/G
Jamal Murray	2	2	1.000	Skal Labissiere	2	10	5.0
Derek Willis	4	4	1.000	Marcus Lee	2	9	4.5
Skal Labissiere	9	10	.900	Alex Poythress	2	7	3.5
Tyler Ulis	5	6	.833	Isaac Humphries	2	6	3.0
Isaac Humphries	5	6	.833	Tyler Ulis	2	6	3.0
Dominique Hawkins	1	2	.500				
Charles Matthews	1	2	.500	Free Throws Made	G	Made	Made/G
Marcus Lee	4	9	.444	Skal Labissiere	2	9	4.5
Alex Poythress	3	7	.429	Tyler Ulis	2	5	2.5
				Isaac Humphries	2	5	2.5
				Derek Willis	2	4	2.0
				Marcus Lee	2	4	2.0

2015-16 Kentucky Men's Basketball
 Kentucky Category Leaders (as of Nov 14, 2015)
 All games

Rebounds	G	Reb	Reb/G
Marcus Lee	2	16	8.0
Isaiah Briscoe	1	12	12.0
Skal Labissiere	2	10	5.0
Alex Poythress	2	10	5.0
Tyler Ulis	2	9	4.5

Rebound Average	G	Reb	Avg/G
Isaiah Briscoe	1	12	12.0
Marcus Lee	2	16	8.0
Alex Poythress	2	10	5.0
Skal Labissiere	2	10	5.0
Tyler Ulis	2	9	4.5

Offensive Rebounds	G	No.	Avg/G
Marcus Lee	2	12	6.0
Skal Labissiere	2	4	2.0
Alex Poythress	2	3	1.5
Tyler Ulis	2	3	1.5
Dominique Hawkins	2	2	1.0
Derek Willis	2	2	1.0
Jamal Murray	2	2	1.0

Defensive Rebounds	G	No.	Avg/G
Isaiah Briscoe	1	11	11.0
Alex Poythress	2	7	3.5
Tyler Ulis	2	6	3.0
Skal Labissiere	2	6	3.0
Derek Willis	2	6	3.0
Jamal Murray	2	6	3.0

Fouls	G	No.	Per/G
Alex Poythress	2	8	4.0
Jamal Murray	2	5	2.5
Marcus Lee	2	5	2.5
Dominique Hawkins	2	5	2.5
Skal Labissiere	2	5	2.5

Foulsouts	G	No.
-----------	---	-----

Assists	G	No.	Ast/G
Jamal Murray	2	10	5.0
Tyler Ulis	2	7	3.5
Derek Willis	2	4	2.0
Marcus Lee	2	3	1.5
Charles Matthews	2	2	1.0
Isaiah Briscoe	1	2	2.0

Steals	G	No.	Stl/G
Jamal Murray	2	4	2.0
Derek Willis	2	2	1.0
Alex Poythress	2	2	1.0
Isaiah Briscoe	1	2	2.0
Marcus Lee	2	1	0.5
Skal Labissiere	2	1	0.5

Blocked Shots	G	No.	Blk/G
Marcus Lee	2	6	3.0
Skal Labissiere	2	6	3.0
Derek Willis	2	2	1.0
Alex Poythress	2	2	1.0
Isaac Humphries	2	1	0.5

Minutes	G	No.	Min/G
Tyler Ulis	2	68	34.0
Jamal Murray	2	62	31.0
Skal Labissiere	2	51	25.5
Marcus Lee	2	47	23.5
Derek Willis	2	45	22.5

Turnovers	G	No.	TO/G
Jamal Murray	2	8	4.0
Skal Labissiere	2	6	3.0
Tyler Ulis	2	6	3.0
Isaiah Briscoe	1	4	4.0
Derek Willis	2	3	1.5
Isaac Humphries	2	3	1.5

2015-16 Kentucky Men's Basketball
 Kentucky Overall/Conference Statistics (as of Nov 14, 2015)
 All games

SUMMARY	Overall Statistics										Conference Statistics										
	gp-gs	min/g	fg%	3fg%	ft%	r/g	a/g	stl	blk	pts/g	gp-gs	min/g	fg%	3fg%	ft%	r/g	a/g	stl	blk	pts/g	
Skal Labissiere	2-2	25.5	.765	.000	.900	5.0	0.0	1	6	17.5											
Jamal Murray	2-2	31.0	.393	.200	1.000	4.0	5.0	4	0	13.5											
Derek Willis	2-1	22.5	.667	.556	1.000	4.0	2.0	2	2	12.5											
Isaiah Briscoe	1-0	29.0	.455	.250	.000	12.0	2.0	2	0	11.0											
Marcus Lee	2-2	23.5	.600	.000	.444	8.0	1.5	1	6	11.0											
Tyler Ulis	2-2	34.0	.294	.286	.833	4.5	3.5	0	0	8.5											
Alex Poythress	2-0	16.0	.571	.000	.429	5.0	0.0	2	2	5.5											
Isaac Humphries	2-0	6.5	.400	.000	.833	2.5	0.0	0	1	4.5											
Charles Matthews	2-1	16.0	.500	.000	.500	1.0	1.0	0	0	2.5											
Mychal Mulder	2-0	2.5	1.000	.000	.000	1.0	0.5	0	0	1.0											
Dominique Hawkins	2-0	7.0	.000	.000	.500	1.0	0.5	0	0	0.5											
Jonny David	1-0	2.0	.000	.000	.000	0.0	0.0	0	0	0.0											
Totals	2		.504	.289	.708	44.0	15.0	12	17	82.5	0		.000	.000	.000	0.0	0.0	0	0	0.0	
Opponent	2		.372	.182	.727	25.5	6.0	15	2	61.0	0		.000	.000	.000	0.0	0.0	0	0	0.0	

SCORING	Overall Statistics								Conference Statistics							
	fg-fga	fg%	3fg-fga	3fg%	ft-fta	ft%	pts	pts/g	fg-fga	fg%	3fg-fga	3fg%	ft-fta	ft%	pts	pts/g
Skal Labissiere	13-17	.765	0-0	.000	9-10	.900	35	17.5								
Jamal Murray	11-28	.393	3-15	.200	2-2	1.000	27	13.5								
Derek Willis	8-12	.667	5-9	.556	4-4	1.000	25	12.5								
Isaiah Briscoe	5-11	.455	1-4	.250	0-0	.000	11	11.0								
Marcus Lee	9-15	.600	0-0	.000	4-9	.444	22	11.0								
Tyler Ulis	5-17	.294	2-7	.286	5-6	.833	17	8.5								
Alex Poythress	4-7	.571	0-1	.000	3-7	.429	11	5.5								
Isaac Humphries	2-5	.400	0-0	.000	5-6	.833	9	4.5								
Charles Matthews	2-4	.500	0-1	.000	1-2	.500	5	2.5								
Mychal Mulder	1-1	1.000	0-0	.000	0-0	.000	2	1.0								
Dominique Hawkins	0-2	.000	0-1	.000	1-2	.500	1	0.5								
Jonny David	0-0	.000	0-0	.000	0-0	.000	0	0.0								
Totals	60-119	.504	11-38	.289	34-48	.708	165	82.5	0-0	.000	0-0	.000	0-0	.000	0	0.0
Opponent	42-113	.372	6-33	.182	32-44	.727	122	61.0	0-0	.000	0-0	.000	0-0	.000	0	0.0

TOTALS	Overall Statistics										Conference Statistics										
	o-reb	d-reb	total	pf	fo	a	to	a/to	hi	pts	o-reb	d-reb	total	pf	fo	a	to	a/to	hi	pts	
Skal Labissiere	4	6	10	5	0	0	6	0.0	26												
Jamal Murray	2	6	8	5	0	10	8	1.3	19												
Derek Willis	2	6	8	2	0	4	3	1.3	14												
Isaiah Briscoe	1	11	12	1	0	2	4	0.5	11												
Marcus Lee	12	4	16	5	0	3	1	3.0	12												
Tyler Ulis	3	6	9	4	0	7	6	1.2	12												
Alex Poythress	3	7	10	8	0	0	1	0.0	9												
Isaac Humphries	1	4	5	1	0	0	3	0.0	5												
Charles Matthews	1	1	2	3	0	2	1	2.0	4												
Mychal Mulder	0	2	2	0	0	1	0	0.0	2												
Dominique Hawkins	2	0	2	5	0	1	0	0.0	1												
Jonny David	0	0	0	0	0	0	0	0.0	0												
Totals	34	54	88	39	0	30	34	0.9	87	0	0	0	0	0	0	0	0	0.0	0		
Opponent	20	31	51	48	-	12	29	0.4	65	0	0	0	0	-	0	0	0	0.0	0		

2015-16 Kentucky Men's Basketball
 Kentucky Team Game-by-Game (as of Nov 14, 2015)
 All games

TEAM STATISTICS

Opponent	Date	Score		Total		3-Pointers		Free throws		Rebounds				pf	a	t/o	blk	stl	pts	avg
				fg-fga	pct	3fg-fga	pct	ft-fta	pct	off	def	tot	avg							
ALBANY	11/13/15	78-65	W	28-50	.560	6-17	.353	16-24	.667	12	22	34	34.0	21	16	20	8	6	78	78.0
NJIT	11/14/15	87-57	W	32-69	.464	5-21	.238	18-24	.750	22	32	54	44.0	18	14	14	9	6	87	82.5
Kentucky		165		60-119	.504	11-38	.289	34-48	.708	34	54	88	44.0	39	30	34	17	12	165	82.5
Opponents		122		42-113	.372	6-33	.182	32-44	.727	20	31	51	25.5	48	12	29	2	15	122	61.0

Games played: 2
 Points/game: 82.5
 FG Pct: 50.4
 3FG Pct: 28.9
 FT Pct: 70.8

Rebounds/game: 44.0
 Assists/game: 15.0
 Turnovers/game: 17.0
 Assist/turnover ratio: 0.9
 Steals/game: 6.0
 Blocks/game: 8.5

2015-16 Kentucky Men's Basketball
 Kentucky Opponent Game-by-Game (as of Nov 14, 2015)
 All games

OPPONENT STATISTICS

Opponent	Date	Score		Total		3-Pointers		Free throws		Rebounds				pf	a	t/o	blk	stl	pts	avg
				fg-fga	pct	3fg-fga	pct	ft-fta	pct	off	def	tot	avg							
ALBANY	11/13/15	78-65	W	25-58	.431	1-14	.071	14-22	.636	13	15	28	28.0	26	4	15	0	9	65	65.0
NJIT	11/14/15	87-57	W	17-55	.309	5-19	.263	18-22	.818	7	16	23	25.5	22	8	14	2	6	57	61.0
Opponents		122		42-113	.372	6-33	.182	32-44	.727	20	31	51	25.5	48	12	29	2	15	122	61.0
Kentucky		165		60-119	.504	11-38	.289	34-48	.708	34	54	88	44.0	39	30	34	17	12	165	82.5

Games played: 2
 Points/game: 61.0
 FG Pct: 37.2
 3FG Pct: 18.2
 FT Pct: 72.7

Rebounds/game: 25.5
 Assists/game: 6.0
 Turnovers/game: 14.5
 Assist/turnover ratio: 0.4
 Steals/game: 7.5
 Blocks/game: 1.0

2015-16 Kentucky Men's Basketball
 Kentucky Points-Rebounds-Assists (as of Nov 14, 2015)
 All games

Opponent	Date	Score		00	01	03	04	10	11	13
				LEE,MARCUS	LABISSIERE	ULIS,TYLER	MATTHEWS,C	DAVID,JONN	MULDER,MYC	BRISCOE,IS
ALBANY	11/13/15	78-65	w	12-8-3	9-5-0	12-4-2	4-2-0	DNP	2-0-0	DNP
NJIT	11/14/15	87-57	w	10-8-0	26-5-0	5-5-5	1-0-2	0-0-0	0-2-1	11-12-2

Opponent	Date	Score		15	22	23	25	35
				HUMPHRIES,	POYTHRESS,	MURRAY,JAM	HAWKINS,DO	WILLIS,DER
ALBANY	11/13/15	78-65	w	4-2-0	2-3-0	19-3-8	0-1-0	14-5-3
NJIT	11/14/15	87-57	w	5-3-0	9-7-0	8-5-2	1-1-1	11-3-1

2015-16 Kentucky Men's Basketball
Kentucky Game-by-Game Highs (as of Nov 14, 2015)
All games

Opponent	Date	Score	Points	Rebounds	Assists	Steals	Blocked shots
ALBANY	11/13/15	78-65	19-Jamal Murray	8-Marcus Lee	8-Jamal Murray	3-Jamal Murray	4-Skal Labissiere
NJIT	11/14/15	87-57	26-Labissiere, Skal	12-Isaiah Briscoe	5-Ulis, Tyler	2-Isaiah Briscoe	3-Marcus Lee

2015-16 Kentucky Men's Basketball
 Kentucky Team High/Low Analysis (as of Nov 14, 2015)
 All games

Kentucky - TEAM GAME HIGHS

POINTS	87		NJIT (11/14/15)
	78		ALBANY (11/13/15)
FIELD GOALS MADE	32		NJIT (11/14/15)
	28		ALBANY (11/13/15)
FIELD GOAL ATTEMPTS	69		NJIT (11/14/15)
	50		ALBANY (11/13/15)
FIELD GOAL PERCENTAGE	.560	(28-50)	ALBANY (11/13/15)
	.464	(32-69)	NJIT (11/14/15)
3 PT FIELD GOALS MADE	6		ALBANY (11/13/15)
	5		NJIT (11/14/15)
3 PT FG ATTEMPTS	21		NJIT (11/14/15)
	17		ALBANY (11/13/15)
3 PT FG PERCENTAGE	.353	(6-17)	ALBANY (11/13/15)
	.238	(5-21)	NJIT (11/14/15)
FREE THROWS MADE	18		NJIT (11/14/15)
	16		ALBANY (11/13/15)
FREE THROW ATTEMPTS	24		NJIT (11/14/15)
	24		ALBANY (11/13/15)
FREE THROW PERCENTAGE	.750	(18-24)	NJIT (11/14/15)
	.667	(16-24)	ALBANY (11/13/15)
REBOUNDS	54		NJIT (11/14/15)
	34		ALBANY (11/13/15)
ASSISTS	16		ALBANY (11/13/15)
	14		NJIT (11/14/15)
STEALS	6		NJIT (11/14/15)
	6		ALBANY (11/13/15)
BLOCKED SHOTS	9		NJIT (11/14/15)
	8		ALBANY (11/13/15)
TURNOVERS	20		ALBANY (11/13/15)
	14		NJIT (11/14/15)
FOULS	21		ALBANY (11/13/15)
	18		NJIT (11/14/15)

2015-16 Kentucky Men's Basketball
 Kentucky High/Low Analysis (as of Nov 14, 2015)
 All games

Opponent - GAME HIGHS

POINTS	65		ALBANY (11/13/15)
	57		NJIT (11/14/15)
FIELD GOALS MADE	25		ALBANY (11/13/15)
	17		NJIT (11/14/15)
FIELD GOAL ATTEMPTS	58		ALBANY (11/13/15)
	55		NJIT (11/14/15)
FIELD GOAL PERCENTAGE	.431	(25-58)	ALBANY (11/13/15)
	.309	(17-55)	NJIT (11/14/15)
3 PT FIELD GOALS MADE	5		NJIT (11/14/15)
	1		ALBANY (11/13/15)
3 PT FG ATTEMPTS	19		NJIT (11/14/15)
	14		ALBANY (11/13/15)
3 PT FG PERCENTAGE	.263	(5-19)	NJIT (11/14/15)
	.071	(1-14)	ALBANY (11/13/15)
FREE THROWS MADE	18		NJIT (11/14/15)
	14		ALBANY (11/13/15)
FREE THROW ATTEMPTS	22		NJIT (11/14/15)
	22		ALBANY (11/13/15)
FREE THROW PERCENTAGE	.818	(18-22)	NJIT (11/14/15)
	.636	(14-22)	ALBANY (11/13/15)
REBOUNDS	28		ALBANY (11/13/15)
	23		NJIT (11/14/15)
ASSISTS	8		NJIT (11/14/15)
	4		ALBANY (11/13/15)
STEALS	9		ALBANY (11/13/15)
	6		NJIT (11/14/15)
BLOCKED SHOTS	2		NJIT (11/14/15)
TURNOVERS	15		ALBANY (11/13/15)
	14		NJIT (11/14/15)
FOULS	26		ALBANY (11/13/15)
	22		NJIT (11/14/15)

2015-16 Kentucky Men's Basketball
 Kentucky High/Low Analysis (as of Nov 14, 2015)
 All games

Kentucky - GAME LOWS

POINTS	78		ALBANY (11/13/15)
	87		NJIT (11/14/15)
FIELD GOALS MADE	28		ALBANY (11/13/15)
	32		NJIT (11/14/15)
FIELD GOAL ATTEMPTS	50		ALBANY (11/13/15)
	69		NJIT (11/14/15)
FIELD GOAL PERCENTAGE	.464	(32-69)	NJIT (11/14/15)
	.560	(28-50)	ALBANY (11/13/15)
3 PT FIELD GOALS MADE	5		NJIT (11/14/15)
	6		ALBANY (11/13/15)
3 PT FG ATTEMPTS	17		ALBANY (11/13/15)
	21		NJIT (11/14/15)
3 PT FG PERCENTAGE	.238	(5-21)	NJIT (11/14/15)
	.353	(6-17)	ALBANY (11/13/15)
FREE THROWS MADE	16		ALBANY (11/13/15)
	18		NJIT (11/14/15)
FREE THROW ATTEMPTS	24		ALBANY (11/13/15)
	24		NJIT (11/14/15)
FREE THROW PERCENTAGE	.667	(16-24)	ALBANY (11/13/15)
	.750	(18-24)	NJIT (11/14/15)
REBOUNDS	34		ALBANY (11/13/15)
	54		NJIT (11/14/15)
ASSISTS	14		NJIT (11/14/15)
	16		ALBANY (11/13/15)
STEALS	6		ALBANY (11/13/15)
	6		NJIT (11/14/15)
BLOCKED SHOTS	8		ALBANY (11/13/15)
	9		NJIT (11/14/15)
TURNOVERS	14		NJIT (11/14/15)
	20		ALBANY (11/13/15)
FOULS	18		NJIT (11/14/15)
	21		ALBANY (11/13/15)

2015-16 Kentucky Men's Basketball
Kentucky High/Low Analysis (as of Nov 14, 2015)
All games

Opponent - GAME LOWS

POINTS	57		NJIT (11/14/15)
	65		ALBANY (11/13/15)
FIELD GOALS MADE	17		NJIT (11/14/15)
	25		ALBANY (11/13/15)
FIELD GOAL ATTEMPTS	55		NJIT (11/14/15)
	58		ALBANY (11/13/15)
FIELD GOAL PERCENTAGE	.309	(17-55)	NJIT (11/14/15)
	.431	(25-58)	ALBANY (11/13/15)
3 PT FIELD GOALS MADE	1		ALBANY (11/13/15)
	5		NJIT (11/14/15)
3 PT FG ATTEMPTS	14		ALBANY (11/13/15)
	19		NJIT (11/14/15)
3 PT FG PERCENTAGE	.071	(1-14)	ALBANY (11/13/15)
	.263	(5-19)	NJIT (11/14/15)
FREE THROWS MADE	14		ALBANY (11/13/15)
	18		NJIT (11/14/15)
FREE THROW ATTEMPTS	22		ALBANY (11/13/15)
	22		NJIT (11/14/15)
FREE THROW PERCENTAGE	.636	(14-22)	ALBANY (11/13/15)
	.818	(18-22)	NJIT (11/14/15)
REBOUNDS	23		NJIT (11/14/15)
	28		ALBANY (11/13/15)
ASSISTS	4		ALBANY (11/13/15)
	8		NJIT (11/14/15)
STEALS	6		NJIT (11/14/15)
	9		ALBANY (11/13/15)
BLOCKED SHOTS	0		ALBANY (11/13/15)
	2		NJIT (11/14/15)
TURNOVERS	14		NJIT (11/14/15)
	15		ALBANY (11/13/15)
FOULS	22		NJIT (11/14/15)
	26		ALBANY (11/13/15)

2015-16 Kentucky Men's Basketball
 Kentucky Player High/Low Analysis (as of Nov 14, 2015)
 All games

Kentucky - INDIVIDUAL GAME HIGHS

Points	26		Labissiere, Skal vs NJIT (11/14/15)
	19		Jamal Murray vs Albany (11/13/15)
	14		Derek Willis vs Albany (11/13/15)
	12		Tyler Ulis vs Albany (11/13/15)
	12		Marcus Lee vs Albany (11/13/15)
Field Goals Made	10		Labissiere, Skal vs NJIT (11/14/15)
	8		Jamal Murray vs Albany (11/13/15)
Field Goal Att.	15		Jamal Murray vs Albany (11/13/15)
	13		Jamal Murray vs NJIT (11/14/15)
FG Pct (min 5 made)	.833	(10-12)	Labissiere, Skal vs NJIT (11/14/15)
	.714	(5-7)	Marcus Lee vs Albany (11/13/15)
3-Point FG Made	3		Derek Willis vs NJIT (11/14/15)
	2		Tyler Ulis vs Albany (11/13/15)
	2		Jamal Murray vs Albany (11/13/15)
	2		Derek Willis vs Albany (11/13/15)
3-Point FG Att.	10		Jamal Murray vs NJIT (11/14/15)
	5		Tyler Ulis vs Albany (11/13/15)
	5		Jamal Murray vs Albany (11/13/15)
	5		Derek Willis vs Albany (11/13/15)
3-Pt FG Pct (min 2 made)	.750	(3-4)	Derek Willis vs NJIT (11/14/15)
	.400	(2-5)	Tyler Ulis vs Albany (11/13/15)
	.400	(2-5)	Jamal Murray vs Albany (11/13/15)
	.400	(2-5)	Derek Willis vs Albany (11/13/15)
Free Throws Made	6		Labissiere, Skal vs NJIT (11/14/15)
	4		Isaac Humphries vs Albany (11/13/15)
	4		Derek Willis vs Albany (11/13/15)
Free Throw Att.	7		Marcus Lee vs Albany (11/13/15)
	6		Labissiere, Skal vs NJIT (11/14/15)
FT Pct (min 3 made)	1.000	(6-6)	Labissiere, Skal vs NJIT (11/14/15)
	1.000	(4-4)	Isaac Humphries vs Albany (11/13/15)
	1.000	(4-4)	Derek Willis vs Albany (11/13/15)
Rebounds	12		Isaiah Briscoe vs NJIT (11/14/15)
	8		Marcus Lee vs NJIT (11/14/15)
	8		Marcus Lee vs Albany (11/13/15)
Assists	8		Jamal Murray vs Albany (11/13/15)
	5		Ulis, Tyler vs NJIT (11/14/15)
Steals	3		Jamal Murray vs Albany (11/13/15)
	2		Isaiah Briscoe vs NJIT (11/14/15)
	2		Derek Willis vs Albany (11/13/15)
Blocked Shots	4		Skal Labissiere vs Albany (11/13/15)
	3		Marcus Lee vs NJIT (11/14/15)
	3		Marcus Lee vs Albany (11/13/15)
Turnovers	5		Tyler Ulis vs Albany (11/13/15)
	5		Jamal Murray vs Albany (11/13/15)
Fouls	4		Alex Poythress vs NJIT (11/14/15)
	4		Alex Poythress vs Albany (11/13/15)
Minutes	37		Tyler Ulis vs Albany (11/13/15)
	32		Jamal Murray vs Albany (11/13/15)
	31		Ulis, Tyler vs NJIT (11/14/15)
	30		Jamal Murray vs NJIT (11/14/15)
	30		Skal Labissiere vs Albany (11/13/15)

2015-16 Kentucky Men's Basketball
 Kentucky Opponent High/Low Analysis (as of Nov 14, 2015)
 All games

OPPONENT INDIVIDUAL GAME HIGHS

Points	19		Lynn, Damon vs NJIT (11/14/15)
	18		Hooley, Peter vs Albany (11/13/15)
	17		Singletonary, Evan vs Albany (11/13/15)
	13		Howard, Ky vs NJIT (11/14/15)
	10		Coleman, Tim vs NJIT (11/14/15)
Field Goals Made	7		Singletonary, Evan vs Albany (11/13/15)
	6		Lynn, Damon vs NJIT (11/14/15)
	6		Hooley, Peter vs Albany (11/13/15)
Field Goal Att.	16		Singletonary, Evan vs Albany (11/13/15)
	15		Lynn, Damon vs NJIT (11/14/15)
	15		Hooley, Peter vs Albany (11/13/15)
FG Pct (min 5 made)	.438	(7-16)	Singletonary, Evan vs Albany (11/13/15)
	.400	(6-15)	Lynn, Damon vs NJIT (11/14/15)
	.400	(6-15)	Hooley, Peter vs Albany (11/13/15)
3-Point FG Made	4		Lynn, Damon vs NJIT (11/14/15)
	1		Howard, Ky vs NJIT (11/14/15)
	1		Singletonary, Evan vs Albany (11/13/15)
3-Point FG Att.	9		Lynn, Damon vs NJIT (11/14/15)
	5		Hooley, Peter vs Albany (11/13/15)
	5		Singletonary, Evan vs Albany (11/13/15)
3-Pt FG Pct (min 2 made)	.444	(4-9)	Lynn, Damon vs NJIT (11/14/15)
Free Throws Made	6		Hooley, Peter vs Albany (11/13/15)
	4		Howard, Ky vs NJIT (11/14/15)
	4		Coleman, Tim vs NJIT (11/14/15)
	4		Andrews, Jamir vs Albany (11/13/15)
	4		Hooley, Peter vs Albany (11/13/15)
Free Throw Att.	8		Hooley, Peter vs Albany (11/13/15)
	6		Howard, Ky vs NJIT (11/14/15)
FT Pct (min 3 made)	1.000	(4-4)	Coleman, Tim vs NJIT (11/14/15)
	1.000	(4-4)	Andrews, Jamir vs Albany (11/13/15)
Rebounds	5		Smith, Terrence vs NJIT (11/14/15)
	4		Coleman, Tim vs NJIT (11/14/15)
	4		Stire, Greig vs Albany (11/13/15)
Assists	3		Willis, Winfield vs NJIT (11/14/15)
	2		Hooley, Peter vs Albany (11/13/15)
Steals	4		Coleman, Tim vs NJIT (11/14/15)
	4		Rowley, Mike vs Albany (11/13/15)
Blocked Shots	1		Coleman, Tim vs NJIT (11/14/15)
	1		Bendary, Mohamed vs NJIT (11/14/15)
Turnovers	5		Rowley, Mike vs Albany (11/13/15)
	3		Willis, Winfield vs NJIT (11/14/15)
	3		Coleman, Tim vs NJIT (11/14/15)
	3		Lynn, Damon vs NJIT (11/14/15)
	3		Hooley, Peter vs Albany (11/13/15)
Fouls	5		Rowley, Mike vs Albany (11/13/15)
	4		Bendary, Mohamed vs NJIT (11/14/15)
	4		Sanders, Ray vs Albany (11/13/15)
	4		Stire, Greig vs Albany (11/13/15)
	4		Peters, Richard vs Albany (11/13/15)
	4		Charles, Travis vs Albany (11/13/15)

2015-16 Kentucky Men's Basketball
 Kentucky Team Game-by-Game Comparison (as of Nov 14, 2015)
 All games

Opponent	1st	2nd	Score	Mar	Total FG	FG Pct	3-Pointers	3FG Pct	Free Throws	FT Pct	Rebounds	Assist	T/Over	Block	Steal	Fouls
ALBANY	38/27	40/38	78-65	+13	28-50/25-58	.560/.431	6-17/1-14	.353/.071	16-24/14-22	.667/.636	34/28 +6	16/4	20/15	8/0	6/9	21/26
NJIT	36/28	51/29	87-57	+30	32-69/17-55	.464/.309	5-21/5-19	.238/.263	18-24/18-22	.750/.818	54/23 +31	14/8	14/14	9/2	6/6	18/22

Note: Game totals are displayed in the format TEAM/OPPONENT for each category