



2015-16 Wright State Basketball Game Notes



2015-16 Schedule

November

13	vs South Dakota#	W 77-69
14	vs Cal State Northridge#	L 67-72
15	at Northern Illinois (ESPN3)#	L 59-65
20	at #2 Kentucky (SEC Network)	8:00 pm
24	vs Mt. St. Joseph (ESPN3)#	7:00 pm
28	at George Mason (A-10.com)	4:00 pm

December

1	vs Albion (ESPN3)	7:00 pm
4	vs Georgia State (ESPN3)	7:30 pm
8	at Xavier (Fox Sports 1)	7:00 pm
13	at Miami (OH) (ESPN3)	1:30 pm
17	vs Charleston Southern (ESPN3)	7:00 pm
20	vs Bowling Green (ESPN3)	4:30 pm
22	vs Murray State (ESPN3)	7:00 pm

January

2	at Milwaukee (ESPN3)*	4:00 pm
4	at Green Bay (ESPN3)*	8:00 pm
9	at Northern Kentucky (ESPN3)*	1:00 pm
14	vs Cleveland State (ESPN3)*	7:00 pm
16	vs Youngstown State (ESPN3)*	7:00 pm
18	vs Detroit (ASN)*	7:00 pm
22	vs Valparaiso (ESPN3)*	7:00 pm
24	vs UIC (ESPN3)*	2:00 pm
29	at Oakland (ESPN3)*	7:00 pm
31	at Detroit (ESPN3)*	1:00 pm

February

4	vs Milwaukee (ESPN3)*	7:00 pm
6	vs Green Bay (ESPN3)*	7:00 pm
11	at UIC (ESPN3)*	8:00 pm
13	at Valparaiso (ESPN3)*	8:00 pm
15	vs Oakland (ESPN3)*	5/7 pm
20	vs Northern Kentucky (ESPN3)*	7:00 pm
25	at Youngstown State (ESPN3)	7:45 pm
27	at Cleveland State (ESPN3)	1:00 pm

March

Horizon League Tournament @ Detroit

5	First Round (ESPN3)	TBA
6	Second Round (ESPN3)	TBA
7	Semi-Finals (ESPN3)	TBA
8	Finals (ESPN)	7 pm

NIU Showcase @ DeKalb, IL

*Horizon League Game

Times are eastern

Media Relations Contact:

Bob Noss

937-775-2816

Follow Us:

robert.noss@wright.edu

wsuraiders.com

106.5 FM/iHeart app



Game 4 - November 20, 2015

Rupp Arena -- Lexington, KY

Wright State at #2 Kentucky 8:00 pm EST

audio: 106.5 FM or iHeart Radio App

SEC Network

Notes: The Raiders opened the season with a 1-2 showing in the NIU Showcase in DeKalb, IL. WSU was led by JT Yoho and Mark Alstork at a 15.7 ppg clip and Joe Thomasson at 15.0 ppg. Thomasson also leads the Raiders in rebounds and assists. Alstork came off the bench to collect 27 points in his Raider debut vs South Dakota. Grant Benzinger hit five threes vs Northridge to end with 15 points.

2015-16 Team Stats

	WSU	UK
Overall Record	1-2	3-0
Conference Record	0-0	0-0
Points Per Game	67.7	79.7
Opponent Points Per Game	68.7	61.7
Rebounds	29.0	42.3
Opponent Rebounds Per Game	35.3	30.0
Field Goal %	.432	.484
Opponent Field Goal%	.451	.383
Three Point %	.471	.292
Opponent Three Point %	.340	.239
Free Throw %	.721	.682
Fouls	72	60
Opponent Fouls	50	68
Assists	40	45
Turnovers	37	43
Blocked Shots	5	24
Steals	15	21
Games Played	3	3

Wright State Player Averages

No.	Name (Ht., Wt., Yr., Pos)	PPG	RPG	Notes
0	Steven Davis (6-8, 220, Jr., F)	0.0	3.3	sidelined with injury
2	Daniel Collie (6-0, 170, Sr., G)	0.0	0.0	started twice last year
3	Mark Hughes (6-4, 180, Fr., G)	1.7	2.0	started twice this year
4	Alan Vest (6-3, 185, Fr., G)	2.7	0.3	12.7 minutes played
5	Justin Mitchell (6-3, 185, So., G)	2.0	2.0	started 12 last year
10	Biggie Minnis (6-3, 200, Sr., G)			sidelined with injury
11	JT Yoho (6-6, 235, Sr., F) *	15.7	5.3	18/11 in opener
13	Grant Benzinger (6-3, 190, So., G) *	9.0	3.0	5 threes vs Northridge
14	Michael Karena (6-10, 270, Sr., C)	5.0	3.5	Strong second half
15	Brandon Neel (6-3, 190, Jr., G)	3.0	0.3	JC from Cincinnati
20	Daniel Mortensen (6-9, 230, Fr., F)			sidelined with injury
21	Trey Stacey (6-4, 200, So., G)	0.0	0.0	saw action in 6 games
22	Parker Ernsthausen (6-11, 225, Fr., F) *	0.3	0.0	three starts
23	Mark Alstork (6-5, 190, So., G) *	15.7	3.7	27 pts in opener
32	Joe Thomasson (6-4, 165, Sr., G) *	15.0	7.3	leader rebs and ass't
35	Roderick Davis (6-9, 230, So., F)	0.0	0.0	5 late-season starts

* starters of most recent game

Head Coach: Billy Donlon (sixth season, 88-83)

Associate Heads Coach: Scott Woods

Assistant Coaches: Patrice Days, Kevin Devitt

Director of Operations: Bill Donlon, Sr.

Administrative Assistant: Nelson Hernandez

Pronunciations:

Karena - kuh-WREN-uh

Ernsthausen -ERNST-housen

Alstork - ALL-stork

Head Coach Billy Donlon

88-83 in his sixth overall year; 87-81 in his sixth year at WSU



On April 14, 2010, Billy Donlon officially took over the Wright State University men's basketball program after four years as the WSU associate head coach, and he has not taken a breath. The eighth head coach in the history of Wright State basketball has become a popular speaker on and off campus with his enthusiastic message--Wright State is the place to be.

He immediately went to work to shape the Raider program for years to come through recruiting, scheduling and hiring the right assistants. Part of that came to fruition in March of 2013 as he was named the Horizon League Coach of the Year as his Raiders, picked to finish last, took the third seed in the League Tournament and finished the season at 23-13, 10-6, tying the school record for Division I wins and advancing to the semifinals of the College Basketball Invitational (CBI). Donlon was also named a finalist for the Skip Prosser Man of the Year Award and the Hugh Durham Coach of the Year Award given to the nation's top

Mid-Major coach.

2014 saw continued success on the hardwood as the AJ Pacher was named to the Horizon League second team and Matt Vest was placed on the All-Defensive Team as the Raiders advanced to the HL Championship game and another post-season tournament, the Collegeinsider.com Tournament (CIT). In 2015, it was Grant Benzinger being named to the League's Newcomer Team.

Not one to back away from a challenge, Donlon took his team to Italy in August, 2011 and inked deals to play Ohio State and Florida as well as home games against Cincinnati and Charlotte in the 2011-12 season to form one of the toughest non-league schedules in WSU history. That season included one of his players being named the Horizon League Newcomer of the Year. In 2013, his defense ranked as high as 16th nationally as Cole Darling received All-Horizon League honors.

Donlon, a native of Northbrook, Illinois, outside of Chicago, spent four years on current Clemson head coach Brad Brownell's staff at Wright State. Before coming to WSU in the spring of 2006, he was an assistant for Brownell at UNC-Wilmington for four seasons. During his eight years with Brownell, Donlon helped guide their teams to three NCAA Tournaments, including in 2007 with the Raiders. During the four years at WSU, the Raiders won at least 20 games each season under Brownell.

Donlon, a former UNCW star, played an integral role in the success at Wilmington and Wright State. Donlon returned to his alma mater after completing a professional playing career in Germany and coaching stints at American and St. Peter's.

During his time in the coaching ranks, Donlon has worked in all areas of coaching, including floor coaching, scouting, planning practice, recruiting, scheduling and public relations. The exuberant 37-year-old has been a major part of every area, especially during the four seasons as the Raider assistant, posting an 84-45 overall record. WSU's league record of 49-21 set a new four-year mark for Raider teams.

Over this period, he has helped develop four all-league players, four named to the all-defensive team and two selected to the newcomer team as well as Horizon League Player of the Year DaShaun Wood in 2007.

Donlon received one of the Colonial Athletic Association's most prestigious honors in his senior year. He was selected as the recipient of the Dean Ehlers Award for Leadership, presented annually to the player who embodies the highest standards of leadership, integrity and sportsmanship through academic and athletic achievements.

Donlon began his coaching career as an assistant at American in 1999-00 and then moved on to St. Peter's for one season in 2000-01.

Donlon played professionally in Bourg en Bresse in France and with the Avitos Giessen team in Giessen, Germany. In May 2001, he returned to the court as the starting point guard for the Irish National Team.

For the Record...

Season	Overall	Horizon League		
2010-11	19-14	10-8		
2011-12	13-19	7-11		
2012-13	23-13	10-6	Semi-Finals of CBI	HL Coach of Year
2013-14	21-15	10-6	Quarter-Finals of CIT	
2014-15	11-20	3-13		
2015-16	1-2	0-0		
totals	88-83	40-44		

- Donlon Vs.
- Air Force 1-1
- Albion 0-0
- Alcorn State 1-0
- Belmont 2-0
- Bowling Green 1-2
- Butler 1-4
- Cal Fullerton 0-1
- Central Michigan 2-1
- Charleston Southern 1-0
- Charlotte 0-2
- Cincinnati 0-3
- Cleveland State 4-8
- Cal State Northridge 0-1
- DePaul 0-1
- Detroit 5-6
- East Carolina 1-0
- Eastern Illinois 2-0
- Evansville 0-2
- Florida 0-1
- Florida International 0-1
- George Mason 0-1
- Georgetown 0-1
- Georgia State 0-0
- Green Bay 5-6
- Hofstra 2-0
- Houston Baptist 1-0
- Idaho 2-0
- Idaho State 1-0
- UIC 6-5
- Indiana 0-1
- Jackson State 1-0
- Kentucky 0-0
- Kenyon 1-0
- Loyola 6-0
- Manchester 1-0
- Miami 4-1
- Milwaukee 5-6
- Morehead State 1-1
- Mount St. Joseph 2-0
- Murray State 0-0
- N. Carolina A&T 1-1
- North Florida 0-1
- Northern Illinois 0-1
- Northwood 1-0
- Oakland 4-2
- Ohio 0-2
- Ohio Dominican 1-0
- Ohio State 0-2
- Richmond 1-1
- Santa Clara 0-1
- South Alabama 0-1
- South Dakota 1-0
- Southern 1-0
- Southern Illinois 0-1
- Tulsa 1-0
- Tusculum 1-0
- UMKC 2-0
- Urbana 1-0
- USC-Upstate 1-0
- Utah 0-1
- Valparaiso 3-8
- VMI 1-1
- Western Carolina 2-0
- Xavier 0-0
- Youngstown State 7-4

2015-16 WRIGHT STATE UNIVERSITY BASKETBALL ROSTER

Numerical

No.	Name	Pos.	Ht./Wt	Yr.	Hometown/High School
0	Steven Davis	F	6-8/220	Jr.	Indianapolis, IN/Manual
2	Daniel Collie	G	6-0/170	Sr.	Parkersburg, WV/Catholic
3	Mark Hughes	G	6-4/180	Fr.	Youngstown, OH/Ursuline
4	Alan Vest	G	6-3/185	Fr.	Kettering, OH/Chaminade-Julienne
5	Justin Mitchell	G	6-3/185	So.	Ft. Wayne, IN/Wayne
10	Biggie Minnis	G	6-3/200	Sr.	Philadelphia, PA/Atlantic Christian (NJ)
11	J.T. Yoho	F	6-6/235	Sr.	Solsberry, IN/Eastern Greene
13	Grant Benzinger	G	6-3/190	So.	Cincinnati, OH/Moeller
14	Michael Karena	C	6-10/270	Sr.	Christchurch, New Zealand/South Plains CC
15	Brandon Neel	G	6-3/190	Jr.	Cincinnati, OH/LaSalle
20	Daniel Mortensen	F	6-9/230	Fr.	Islev, Denmark
21	Trey Stacey	G	6-4/185	So.	Cincinnati, OH/Moeller
22	Parker Ernsthause	F	6-11/225	Fr.	Bowling Green, OH/Toledo St. John's
23	Mark Alstork	G	6-5/190	So.	Dayton, OH/Thurgood Marshall
32	Joe Thomasson	G	6-4/165	Sr.	Dayton, OH/State Fair/Thurgood Marshall
35	Roderick Davis	F	6-9/230	So.	Brandon, FL/Brandon

Head Coach: Billy Donlon (sixth season)

Assistant Coaches: Patrice Days, Kevin Devitt

Administrative Assistant: Nelson Hernandez

Associate Head Coach: Scott Woods

Director of Operations: Bill Donlon, Sr.

THE RAIDERS...

BY CLASS...

Seniors (5) Daniel Collie
Michael Karena
Biggie Minnis
Joe Thomasson
JT Yoho

Juniors (2)

Steven Davis
Brandon Neel

Sophomores (5)

Mark Alstork
Grant Benzinger
Roderick Davis
Justin Mitchell
Trey Stacey

Freshmen (4)

Parker Ernsthause
Mark Hughes
Daniel Mortensen
Alan Vest

BY STATE/COUNTRY...

Ohio (8)

Mark Alstork
Grant Benzinger
Parker Ernsthause
Mark Hughes
Brandon Neel
Trey Stacey
Joe Thomasson
Alan Vest

Indiana (3)

Steven Davis
Justin Mitchell
J.T. Yoho

Denmark (1)

Danile Mortensen

Florida (1)

Roderick Davis

New Zealand (1)

Michael Karena

Pennsylvania (1)

Biggie Minnis

West Virginia (1)

Daniel Collie

Pronunciations:

Karena - kuh-WREN-uh

Ernsthause - ERNST-hausen

Alstork - ALL-stork



2015-16 Wright State University Men's Basketball

Back Row (L-R): Manager John Printz, Assistant Coach Kevin Devitt, Associate Head Coach Scott Woods, Brandon Neel, Steven Davis, Parker Ernsthause, Michael Karena, Roderick Davis, Daniel Mortensen, Mark Alstork, Head Coach Billy Donlon, Assistant Coach Patrice Days.

Front Row (L-R): Director of Operations Bill Donlon, Sr., Trey Stacey, Justin Mitchell, Grant Benzinger, Biggie Minnis, Daniel Collie, J.T. Yoho, Joe Thomasson, Alan Vest, Mark Hughes, Athletic Trainer Jason Franklin.

Newcomers: The Wright State men's basketball program has a number of newcomers who will be making their debuts this season: Biggie Minnis, Brandon Neel, Mark Alstork, Parker Ernsthansen, Daniel Mortensen, Mark Hughes and Alan Vest. Also new to the bench, assistant coaches Patrice Days and Kevin Devitt and administrative assistant Nelson Hernandez.

Radio: The Voice of the Raiders Chris Collins returns for his 19th season, making him the Dean of Horizon League Broadcasters. Former Wright State coach and Hall of Famer Jim Brown will join him for the games throughout the year. All games can be heard on 106.5 FM or by the iHeart Radio App. Fans can also watch most games on ESPN3.

Billy Donlon Show: Mondays are the day for The Billy Donlon Show with The Voice of the Raiders Chris Collins and WSU Hall of Fame coach Jim Brown at TJ Chumps on Dayton-Yellow Springs Road. All episodes are live and archived and can be found at wsuraiders.com. All but two shows (Nov. 16, Dec. 28) will be live on WONE, 980 AM and iHeart Radio.

November 30
December 14
December 21
December 28
January 11
January 25
February 1
February 8
February 22

2015-16 Horizon League Preseason Poll

Valparaiso	418
Oakland	368
Milwaukee	344
Detroit	289
Wright State	253
Green Bay	215
Cleveland State	173
UIC	125
Youngstown State	93
Northern Kentucky	87

1st Team
Kahlil Felder, Jr., G, Oakland
Alec Peters, Jr., F, Valparaiso
Matt Tibby, Sr., F, Milwaukee
Paris Bass, So., G/F, Detroit
Jordan Fouse, Sr., F, Green Bay
2nd Team
Bobby Hain, Sr., C, Youngstown State

JT Yoho, Sr., F, Wright State

Vashil Fernandez, Sr., C, Valparaiso
Tevonn Walker, So., G, Valparaiso
Darien Walker, Sr., G, Valparaiso

On this date: The Raider program tipped off its first game ever on this date in 1970 with a game at Cumberland College. The Raiders lost in triple overtime 84-82. WSU played two other times on this date, losing at Pittsburgh 76-65 and at Cincinnati 83-54.

Series Notes: Kentucky has won all three meetings with Wright State as the first two were played at Rupp Arena and the third at the Cincinnati Crown. WSU was coached by Ralph Underhill in 1992 as the Raiders advanced to the NCAA Tournament. In 1996, WSU was coached by Jim Brown and Ed Schilling was the Raider coach in 1998. The Raiders play in the Wright State Nutter Center, named after Ervin J. Nutter, a Dayton area benefactor and Kentucky graduate. There is also a building named for him at UK.

12/2/92	L, 65-81	Away
12/9/96	L, 62-90	Away
11/23/98	L, 75-97	Neutral

Raiders vs Ranked:

12/3/89	at #20 St. John's	L 56-76
12/12/90	at #8 Ohio State	L 60-90
12/2/92	at #5 Kentucky	L 65-81
11/26/94	at #17 Wisconsin	L 63-86
3/4/94	vs #25 Xavier	W 71-70
12/9/96	at #3 Kentucky	L 62-90
12/16/98	at #18 Louisville	L 57-65
11/23/98	vs #8 Kentucky	L 75-97
12/30/99	vs #6 Michigan St	W 53-49
12/30/00	at #1 Michigan St	L 61-88
1/2/02	at #20 Butler(2OT)	W 90-87
11/18/04	at #10 Arizona	L 66-83
1/6/07	at #18 Butler	L 42-73
2/10/07	vs #18 Butler	W 77-65
3/6/07	vs #19 Butler	W 60-55
12/8/07	vs #18 Butler	W 43-42
2/28/08	at #14 Butler	L 61-66
1/8/09	at #20 Butler	L 48-64
2/7/09	vs #11 Butler	L 51-69
3/7/09	at #22 Butler	L 57-62
11/11/11	at #3 Ohio State	L 42-73
11/21/11	at #10 Florida	L 65-78
12/27/14	at #18 Ohio State	L 55-100

2015-16 Horizon League Standings-11/18/15

Valparaiso	3-0
Detroit	1-0
Oakland	0-0
Milwaukee	3-1
Cleveland State	1-1
Northern Kentucky	1-1
Wright State	1-2
Youngstown State	0-1
UIC	0-2
Green Bay	0-2

Wednesday, Nov. 18

Eastern Michigan at Oak	7:00 p.m.
Toledo at Youngstown State	7:00 p.m.
IU-Kokomo at Valparaiso	8:00 p.m.

Thursday, Nov. 19

Green Bay at Georgia Tech	7:00 p.m.
TCU at Valparaiso	8:00 p.m.

Friday, Nov. 20

Detroit at Pittsburgh	8:00 p.m.
Trinity International at Mil.	8:00 p.m.
Wright State at Kentucky	8:00 p.m.

Saturday, Nov. 21

Morehead State at NKU	7:00 p.m.
YSU at Florida Gulf Coast	7:00 p.m.
CSU at Rhode Island	7:30 p.m.

Sunday, Nov. 22

Oakland at Colorado State	4:00 p.m.
YSU vs. Bowling Green	4:00 p.m.
Minnesota-Duluth at GB	5:00 p.m.
Valparaiso at Oakland	6:00 p.m.

Monday, Nov. 23

Milwaukee vs. Murray State	12:00 p.m.
YSU vs. North Dakota	4:00 p.m.
UM-Dearborn at Detroit	7:00 p.m.
NKU at Xavier	8:30 p.m.

Tuesday, Nov. 24

Cleveland State vs. Rider	12:30 p.m.
Mount St. Joseph at WSU	7:00 p.m.
Akron at Green Bay	8:00 p.m.
Roosevelt at UIC	8:00 p.m.
Oakland at Southern Illinois	8:05 p.m.
Valparaiso at Oregon State	9:00 p.m.
Milwaukee vs. TBA4	TBA

Wednesday, Nov. 25

Cleveland State vs. TBA	TBA
Milwaukee vs. TBA	TBA
Thiel at Youngstown State	7:00 p.m.

Friday, Nov. 27

Oakland vs. Alcorn State	TBA
--------------------------	-----

Saturday, Nov. 28

Detroit at Oral Roberts	2:00 p.m.
-------------------------	-----------

WRIGHT STATE'S RECORD WHEN...

Situation	
At Home	0-0
On The Road	0-1
On A Neutral Court	1-1
WSU Wins the Tip	0-2
Opponent Wins the Tip	1-0
WSU Scores First	0-1
Opponent Scores First	1-1
Leads At Half	0-2
Trails At Half	1-0
Tied At Half	0-0
Leads With 10 Minutes Left	1-1
Trails With 10 Minutes Left	0-1
Tied With 10 Minutes Left	0-0
Leads With Five Minutes Left	1-2
Trails With Five Minutes Left	0-0
Tied With Five Minutes Left	0-0
Scores Less Than 60 pts	0-1
Scores 60-69 pts	1-1
Scores 70-79 pts	0-0
Scores 80 or more pts	0-0
Game Is Decided By Five Pts Or Less	0-1
Three or More Players W/10+ Points	1-1
Outrebounds An Opponent	0-0
Gets Outrebounded	1-1
Ties in Rebounds	0-0
Wins Offensive Glass	0-1
Loses Offensive Glass	1-1
Ties Offensive Glass	0-0
Wins Defensive Glass	0-0
Loses Defensive Glass	1-2
Ties Defensive Glass	0-0
Commit 15 or More Turnovers	0-0
Force Less Than 15 Turnovers	0-2
Force 15 or More Turnovers	1-0
Shoots Less Than 40%	0-0
Shoots 40% or Higher	1-2
Opponent Shoots Less Than 40%	0-0
Opponent Shoots 40% or Higher	1-2
Shoots Less Than 70% at FT Line	0-0
Shoots 70% or Better at FT Line	1-2
Shoots 20 or More FTs	0-0
Shoots Less Than 20 FTs	1-2
Opp. Shoots Less Than 70% at FT Line	1-2
Opp. Shoots 70% or Better at FT Line	0-0
Opp. Shoots 20 or More Foul Shots	1-2
Opp. Shoots Less Than 20 Foul Shots	0-0
Hits Five or More Three-Pointers	1-2
Hits Less Than Five Three-Pointers	0-0
Opp. Hits Five or More Three-Pointers	1-1
Opp. Hits Less Than Five Three-Pointers	0-1
Monday	0-0
Tuesday	0-0
Wednesday	0-0
Thursday	0-0
Friday	1-0
Saturday	0-1
Sunday	0-1
November	1-2
December	0-0
January	0-0
February	0-0
March	0-0
Overtime	0-0

2015-16 GAME-BY-GAME STARTING LINEUP

Starters

vs South Dakota: Yoho, Ernsthause, Benzinger, Thomasson, Hughes
 vs CSU Northridge: Yoho, Ernsthause, Benzinger, Thomasson, Hughes
 at Northern Illinois: Yoho, Ernsthause, Benzinger, Thomasson, Alstork
 at Kentucky
 vs Mt. St. Joseph
 at George Mason
 vs Albion
 vs Georgia State
 at Xavier
 at Miami (OH)
 vs Charleston Southern
 vs Bowling Green
 vs Murray State
 at Milwaukee
 at Green Bay
 at Northern Kentucky
 vs Cleveland State
 vs Youngstown State
 vs Detroit
 vs Valparaiso
 vs UIC
 at Oakland
 at Detroit
 vs Milwaukee
 vs Green Bay
 at UIC
 at Valparaiso
 vs Oakland
 vs Northern Kentucky
 at Youngstown State
 at Cleveland State

WRIGHT STATE SCORING

Double Figure Scoring

Player	Season	Career
Yoho	3	35
Thomasson	3	17
Karena	0	14
Benzinger	1	14
Alstork	1	1
S. Davis	0	6
Mitchell	0	4
R. Davis	0	1

20-Point Games

Player	Season	Career
Yoho	0	5
Benzinger	0	3
Thomasson	0	2
Karena	0	1
Alstork	1	1

30-Points Games

Benzinger	0	1
-----------	---	---

Double-Doubles

Player	Season	Career
Yoho	1	4

0

Steven Davis

Forward • 6-8, 220 • Junior • Indianapolis, IN (Manual)



Notes: Redshirt for 2012-13 season...as a high school senior, averaged 20.9 points, 7.9 rebounds and three blocks for Manual and played for the AAU Team Blaze...for Manual, he scored 20 or more points seven times with his high of 30 points coming in early December...also grabbed double-figure rebounds on four occasions while shooting 57% (71 made) from two-point range and 67% (29 made) from three-point distance...honorable-mention all-state...son of Tatonya Davis...one older sister...coached by Jim Merlie and Vince Stennett... born September 12, 1993.

2013-14: 10 points in season opener...17 points vs Houston Baptist...started at Valpo and vs UIC.

2014-15: 14 points and six rebounds vs Findlay in exhibition...10 points at Charleston Southern...10 points vs Fullerton...18 points and six rebounds at Evansville...injured late in Ohio State game...missed much of the second half.

2015-16: Currently out with an injury.

CAREER HIGHS

Points: 18 at Evansville (12/2/14)
Field Goals Made: 7 at Evansville (12/2/14)
3-Pt. Field Goals Made: 2 at Evansville (12/2/14)
Free Throws Made: 9 vs Houston Baptist (11/22/13)
Rebounds: 7 vs Manchester (11/18/13); vs Miami (12/14/14)
Assists: 4 twice
Blocks: 1 nine times
Steals: 4 vs Manchester (11/18/13)



2015-16 GAME-BY-GAME STATISTICS (* STARTER)

OPPONENT	MIN	FG	3FG	FT	O-D-T	PF	A	TO	BL	ST	PTS
vs South Dakota	DNP										
vs Cal State Northridge	DNP										
at Northern Illinois	DNP										
at Kentucky											
vs Mt. St. Joseph											
at George Mason											
vs Albion											
vs Georgia State											
at Xavier											
at Miami (OH)											
vs Charleston Southern											
vs Bowling Green											
vs Murray State											
at Milwaukee											
at Green Bay											
at Northern Kentucky											
vs Cleveland State											
vs Youngstown State											
vs Detroit											
vs Valparaiso											
vs UIC											
at Oakland											
at Detroit											
vs Milwaukee											
vs Green Bay											
at UIC											
at Valparaiso											
vs Oakland											
vs Northern Kentucky											
at Youngstown State											
at Cleveland State											

Year	G-S	Min-Avg	FG	FGA	Pct.	3FG	3FGA	Pct.	FT	FTA	Pct.	Reb.	Avg.	PF-D	A	BL	ST	Pts.-Avg.
2013-14	22-2	200-9.1	17	50	.340	3	18	.167	23	31	.742	32	1.5	34-1	12	6	11	60-2.7
2014-15	14-7	287-20.5	36	80	.450	7	32	.219	21	32	.656	46	3.3	45-2	10	3	11	100-7.1
2015-16	0-0	0-0.0	0	0	.000	0	0	.000	0	0	.000	0	0.0	0-0	0	0	0	0-0.0
Totals	36-9	487-13.5	53	130	.408	10	50	.200	44	63	.698	78	2.2	79-3	22	9	22	160-4.4

3

Mark Hughes

Guard • 6-4, 180 • Freshman • Youngstown, OH (Ursuline)



Notes: All-State Honorable Mention player as a junior as well as First-Team Inland District as he led his team to the regional finals...junior year, he averaged 17 points, seven rebounds and six assists...named to the 2015 AP Division III All-Ohio First Team as a senior.

2015-16: Started twice to open season.

CAREER HIGHS

Points: 5 vs S. Dakota (11/13)
 Field Goals Made: 1 vs S. Dakota (11/13)
 3-Pt. Field Goals Made: 1 vs S. Dakota (11/13)
 Free Throws Made: 2 vs S. Dakota (11/13)
 Rebounds: 4 vs S. Dakota (11/13)
 Assists: 2 vs S. Dakota (11/13)
 Blocks: 1 vs S. Dakota (11/13)
 Steals: 2 vs S. Dakota (11/13)



2015-16 GAME-BY-GAME STATISTICS (*STARTER)

OPPONENT	MIN	FG	3FG	FT	O-D-T	PF	A	TO	BL	ST	PTS
vs South Dakota*	26	1-2	1-2	2-2	0-4-4	3	2	0	1	2	5
vs Cal State Northridge*	9	0-1	0-1	0-0	0-1-1	2	0	1	0	0	0
at Northern Illinois	21	0-2	0-1	0-0	0-1-1	2	1	1	0	0	0
at Kentucky											
vs Mt. St. Joseph											
at George Mason											
vs Albion											
vs Georgia State											
at Xavier											
at Miami (OH)											
vs Charleston Southern											
vs Bowling Green											
vs Murray State											
at Milwaukee											
at Green Bay											
at Northern Kentucky											
vs Cleveland State											
vs Youngstown State											
vs Detroit											
vs Valparaiso											
vs UIC											
at Oakland											
at Detroit											
vs Milwaukee											
vs Green Bay											
at UIC											
at Valparaiso											
vs Oakland											
vs Northern Kentucky											
at Youngstown State											
at Cleveland State											

Year	G-S	Min-Avg	FG	FGA	Pct.	3FG	3FGA	Pct.	FT	FTA	Pct.	Reb.	Avg.	PF-D	A	BL	ST	Pts.-Avg.
2015-16	3-2	56-18.7	1	5	.200	1	4		2	2	1.000	6	2.0	7-0	3	1	2	5-1.7

4

Alan Vest

Guard • 6-3, 185 • Freshman • Kettering, OH (Chaminade-Julienne)



Notes: Son of WSU Hall of Famer Mark Vest (1984-86) and brother of former Raider standout Matt Vest (2011-14)... averaged 16.9 points, 4.1 rebounds, 2.5 assists and 1.5 steals a game senior season....being named the Greater Catholic League Player of the Year as a senior...first team as a junior when he averaged 9.8 points...selected to the 2015 AP Division III All-Ohio Second Team.

2015-16: Played over 12 minutes a game in NIU Showcase.

CAREER HIGHS

Points: 5 vs S. Dakota (11/13)
Field Goals Made: 2 vs S. Dakota (11/13)
3-Pt. Field Goals Made: 1, twice
Free Throws Made: N/A
Rebounds: 1 vs S. Dakota (11/13)
Assists: 2, twice
Blocks: N/A
Steals: N/A



2015-16 GAME-BY-GAME STATISTICS (*STARTER)

OPPONENT	MIN	FG	3FG	FT	O-D-T	PF	A	TO	BL	ST	PTS
vs South Dakota	18	2-5	1-2	0-0	0-1-1	0	2	1	0	0	5
vs Cal State Northridge	9	0-0	0-0	0-0	0-0-0	1	0	1	0	0	0
at Northern Illinois	11	1-2	1-2	0-0	0-0-0	1	2	0	0	0	3
at Kentucky											
vs Mt. St. Joseph											
at George Mason											
vs Albion											
vs Georgia State											
at Xavier											
at Miami (OH)											
vs Charleston Southern											
vs Bowling Green											
vs Murray State											
at Milwaukee											
at Green Bay											
at Northern Kentucky											
vs Cleveland State											
vs Youngstown State											
vs Detroit											
vs Valparaiso											
vs UIC											
at Oakland											
at Detroit											
vs Milwaukee											
vs Green Bay											
at UIC											
at Valparaiso											
vs Oakland											
vs Northern Kentucky											
at Youngstown State											
at Cleveland State											

Year	G-S	Min-Avg	FG	FGA	Pct.	3FG	3FGA	Pct.	FT	FTA	Pct.	Reb.	Avg.	PF-D	A	BL	ST	Pts.-Avg.
2015-16	3-0	0-038-12.7	3	7	.429	2	4		0	0	.000	1	0.3	2-0	4	0	0	8-2.7

5

Justin Mitchell

Guard • 6-3, 185 • Sophomore • Ft. Wayne, IN (Wayne)



Notes: Son of Gregory Mitchell and Molly Nelson...born June 8, 1995...two brothers...averaged 20.6 points, eight rebounds and 4.5 assists per game while shooting 59% from the field overall as a junior... named to the Summit Athletic Conference First Team during the 2012-13 season...Wayne High School, coached by Aaron Rehrer, achieved a 13-9 record in 2012-13...as a senior, averaged 21 points, 11 rebounds, 4.5 assists, 2.3 steals and one block...team went 14-8, advancing to the sectionals...holds the record points...team captain and MVP junior and senior seasons...All State selection as a senior...all league and city each year and all region twice.

2014-15: Two points and three rebounds at BG...16 points and eight rebounds vs Urbana with a start...start vs Detroit with nine points...15 points and nine rebounds vs UIC at home...18 points, eight rebounds, three assists and five assists vs Oakland.

2015-16: Missed first game due to funeral.

CAREER HIGHS

Points: 18 vs Oakland (2/18/15)
Field Goals Made: 6 vs UIC (2/12/15)
3-Pt. Field Goals Made: N/A
Free Throws Made: 8 vs Oakland (2/18/15)
Rebounds: 9 vs UIC (3/3/15)
Assists: 5 vs UIC (2/12/15); vs Oakland (2/18/15)
Blocks: 2 at UIC (2/28/15)
Steals: 3 vs Oakland (2/18/15); vs Milwaukee (2/26/15)



2015-16 GAME-BY-GAME STATISTICS (*STARTER)

OPPONENT	MIN	FG	3FG	FT	O-D-T	PF	A	TO	BL	ST	PTS
vs South Dakota	DNP										
vs Cal State Northridge	25	1-5	0-1	0-0	0-1-1	3	1	0	0	1	2
at Northern Illinois	18	1-2	0-0	0-0	2-1-3	3	2	1	0	2	2
at Kentucky											
vs Mt. St. Joseph											
at George Mason											
vs Albion											
vs Georgia State											
at Xavier											
at Miami (OH)											
vs Charleston Southern											
vs Bowling Green											
vs Murray State											
at Milwaukee											
at Green Bay											
at Northern Kentucky											
vs Cleveland State											
vs Youngstown State											
vs Detroit											
vs Valparaiso											
vs UIC											
at Oakland											
at Detroit											
vs Milwaukee											
vs Green Bay											
at UIC											
at Valparaiso											
vs Oakland											
vs Northern Kentucky											
at Youngstown State											
at Cleveland State											

Year	G-S	Min-Avg	FG	FGA	Pct.	3FG	3FGA	Pct.	FT	FTA	Pct.	Reb.	Avg.	PF-D	A	BL	ST	Pts.-Avg.
2014-15	28-12	480-17.1	46	98	.469	0	0	.000	35	52	.673	80	2.9	49-1	32	5	25	127-4.5
2015-16	2-0	43-21.5	2	7	.286	0	1	.000	0	0	.000	4	2.0	6-0	3	0	3	4-2.0
Totals	30-12	523-17.4	48	105	.457	0	1	.000	35	52	.673	84	2.8	55-1	35	5	28	131-4.4

10

Biggie Minnis

Guard • 6-3, 200 • Senior • Philadelphia, PA (Atlantic Christian--NJ)



Notes: Eligible immediately after graduating from Rhode Island last Spring...started 17 games while playing in all 33 contests for the Rams in 2014-15, including two in the NIT against Iona and Stanford... high of 13 points against Iona along with his high of six rebounds...averaged nearly 20 minutes a game and dished 72 assists, third best on the team, as Rhode Island posted a record of 23-10...as a sophomore, he started 11 games, seeing action in 21... as a freshman at Texas Tech, saw action in 25 games and made five starts... rookie season ranked fourth on the team in assists and fifth in steals, despite averaging just over 16 minutes per game...prior to joining the Red Raiders, earned NCSAA high school All-America honors as a senior at Egg Harbor Township (N.J.) Atlantic Christian School...two-time NCSAA Northeast Super Regional honoree and TSCAC All-Conference selection, averaging 18.5 points, 6.0 assists, 4.5 rebounds and 2.8 steals as a senior after chipping in 17.1 points, 4.2 assists, 3.8 rebounds and 3.4 steals per game as a junior...as a sophomore, he led South Philadelphia High School to the Philadelphia Public League Class AAAA Championship...earned first team All-Public League and third team All-City accolades.

2015-16: Currently sidelined with an injury.

WSU CAREER HIGHS

Points:
 Field Goals Made:
 3-Pt. Field Goals Made:
 Free Throws Made:
 Rebounds:
 Assists:
 Blocks:
 Steals:



2015-16 GAME-BY-GAME STATISTICS (*STARTER)

OPPONENT	MIN	FG	3FG	FT	O-D-T	PF	A	TO	BL	ST	PTS
vs South Dakota	DNP										
vs Cal State Northridge	DNP										
at Northern Illinois	DNP										
at Kentucky											
vs Mt. St. Joseph											
at George Mason											
vs Albion											
vs Georgia State											
at Xavier											
at Miami (OH)											
vs Charleston Southern											
vs Bowling Green											
vs Murray State											
at Milwaukee											
at Green Bay											
at Northern Kentucky											
vs Cleveland State											
vs Youngstown State											
vs Detroit											
vs Valparaiso											
vs UIC											
at Oakland											
at Detroit											
vs Milwaukee											
vs Green Bay											
at UIC											
at Valparaiso											
vs Oakland											
vs Northern Kentucky											
at Youngstown State											
at Cleveland State											

Year	G-S	Min-Avg	FG	FGA	Pct.	3FG	3FGA	Pct.	FT	FTA	Pct.	Reb.	Avg.	PF-D	A	BL	ST	Pts.-Avg.
2015-16	0-0	0-0.0	0	0	.000	0	0		0	0	.000	0	0.0	0-0	0	0	0	0-0.0

11

J.T. Yoho

Forward • 6-6, 235 • Senior • Solsberry, IN (Eastern Greene)



Notes: Averaged 21.0 points, nine rebounds, five assists and two steals as a senior...second all-time scorer with 1,504 points...started every game at Eastern Greene since his freshman season...Eastern went 23-3...Yoho was chosen to the Indiana Junior All-Stars team...played all five positions in high school...All Indiana Honorable Mention...son of Jay and Sandi Yoho...one younger brother...born November 24, 1993.

2012-13: Named Horizon League Newcomer of the Week on November 19...played in 36 games while starting six overall...started four early and the final two games of the year...38 threes made ranked second on team...scored double figures in eight games...high 20 points against Evansville followed by 16 at UIC...added 11 rebounds against Evansville...one of three players to register double-doubles.

2013-14: 19 points/10 rebounds in exhibition followed by 17 points in opener...14 points at Georgetown...13 at DePaul...18 points off bench at Morehead State...missed games with injury--back at CSU...20 points at Milwaukee--19 in second half followed by 15 at Green Bay.

2014-15: In first game had 25 points and seven rebounds at Charleston Southern...20 points vs Fullerton with nine rebs...23 points vs Urbana...18 and 11 vs Miami followed by 19 and 12 at W Carolina.

2015-16: Double-Double 18/11 in first game.

CAREER HIGHS

Points: 25 at Charleston Southern (11/22/14)
Field Goals Made: 11 vs S. Dakota (11/13/15)
3-Pt. Field Goals Made: 5 at Green Bay (2/7/13)
Free Throws Made: 10 vs Urbana (12/7/14)
Rebounds: 12 at W Carolina (12/18/14)
Assists: 5 twice
Blocks: 2 vs Detroit (1/2/15)
Steals: 4 at Youngstown State (1/8/15)



2015-16 GAME-BY-GAME STATISTICS (*STARTER)

OPPONENT	MIN	FG	3FG	FT	O-D-T	PF	A	TO	BL	ST	PTS
vs South Dakota*	35	8-13	2-3	0-1	1-10-11	1	0	3	0	1	18
vs Cal State Northridge*	33	5-11	3-5	0-0	0-2-2	5	1	4	0	0	13
at Northern Illinois*	28	6-12	3-5	1-1	1-2-3	4	2	3	0	0	16
at Kentucky											
vs Mt. St. Joseph											
at George Mason											
vs Albion											
vs Georgia State											
at Xavier											
at Miami (OH)											
vs Charleston Southern											
vs Bowling Green											
vs Murray State											
at Milwaukee											
at Green Bay											
at Northern Kentucky											
vs Cleveland State											
vs Youngstown State											
vs Detroit											
vs Valparaiso											
vs UIC											
at Oakland											
at Detroit											
vs Milwaukee											
vs Green Bay											
at UIC											
at Valparaiso											
vs Oakland											
vs Northern Kentucky											
at Youngstown State											
at Cleveland State											

Year	G-S	Min-Avg	FG	FGA	Pct.	3FG	3FGA	Pct.	FT	FTA	Pct.	Reb.	Avg.	PF-D	A	BL	ST	Pts.-Avg.
2012-13	36-6	605-16.8	79	179	.441	38	90	.422	38	52	.731	86	2.4	67-1	20	4	9	234-6.5
2013-14	33-12	678-20.5	95	215	.442	44	120	.367	26	39	.667	101	3.1	62-2	46	1	10	260-7.9
2014-15	16-14	531-33.2	89	209	.426	24	73	.329	48	60	.800	103	6.4	32-0	33	4	12	250-15.6
2015-16	3-3	96-32.0	19	36	.528	8	13	.615	1	2	.500	16	5.3	10-1	3	0	1	47-15.7
Totals	88-35	1910-21.7	282	639	.441	114	296	.385	113	153	.739	306	3.5	171-4	102	9	32	791-9.0

13

Grant Benzinger

Guard • 6-3, 190 • Sophomore • Cincinnati, OH (Moeller)



Notes: Son of Todd Benzinger and Kristi Wagers...born March 1, 1996...three sisters...averaged 13.4 points per game junior season for Moeller...shot 40 percent from 3-point range...as a senior, averaged 16.4 points, 4.5 rebounds, 3.2 assists and 1.1 steals when team went 24-2...schools all-time leader in threes made...team captain and MVP...All-State as a senior and all district...two-time all conference and all city...Cincinnati Co-Player of the Year...played for legendary coach Carl Kremer...helped lead Moeller to a record of 23-3 during his junior season...also named to the GCL-South All-Conference First Team during the 2012-13 campaign...also played football as team won state championship in 2012.

2014-15: Eight points vs Belmont...four rebounds at Bowling Green...eight points at Charleston Southern...18 points at Evansville with five threes...11 vs Urbana with first start with 11 points and six rebounds at Belmont, followed by 11 points vs Miami...12 points at Ohio State with four threes...five threes at Detroit for 18 points followed by three threes at Oakland...23 points vs UIC at home followed by 22 vs Youngstown State with seven rebounds...then 31 points, second most by a freshman since 1989...Horizon League Freshman of the Week on Feb. 23... named to Horizon League All Freshman Team.

2015-16: 15 points vs Northridge.

CAREER HIGHS

Points: 31 vs Oakland (2/18/15)
Field Goals Made: 9 vs UIC (2/12/15); vs Youngstown State (2/15/15)
3-Pt. Field Goals Made: 5 at Evansville (12/2/14); at Detroit (1/26/15); vs Northridge (11/14/15)
Free Throws Made: 11 vs Oakland (2/18/15)
Rebounds: 7 vs Youngstown State (2/15/15)
Assists: 4 vs UIC (2/12/15)
Blocks: 2 at Valpo (2/21/15)
Steals: 2 at Valpo (2/21/15); vs Northridge (11/14/15)



2015-16 GAME-BY-GAME STATISTICS (*STARTER)

OPPONENT	MIN	FG	3FG	FT	O-D-T	PF	A	TO	BL	ST	PTS
vs South Dakota*	27	1-8	1-7	0-0	0-4-4	4	1	1	0	0	5
vs Cal State Northridge*	24	5-7	5-6	0-0	0-3-3	5	1	0	0	2	15
at Northern Illinois*	40-	3-6	3-5	0-1	0-2-2	2	0	0	0	0	9
at Kentucky											
vs Mt. St. Joseph											
at George Mason											
vs Albion											
vs Georgia State											
at Xavier											
at Miami (OH)											
vs Charleston Southern											
vs Bowling Green											
vs Murray State											
at Milwaukee											
at Green Bay											
at Northern Kentucky											
vs Cleveland State											
vs Youngstown State											
vs Detroit											
vs Valparaiso											
vs UIC											
at Oakland											
at Detroit											
vs Milwaukee											
vs Green Bay											
at UIC											
at Valparaiso											
vs Oakland											
vs Northern Kentucky											
at Youngstown State											
at Cleveland State											

Year	G-S	Min-Avg	FG	FGA	Pct.	3FG	3FGA	Pct.	FT	FTA	Pct.	Reb.	Avg.	PF-D	A	BL	ST	Pts.-Avg.
2014-15	31-14	722-23.3	99	214	.463	59	137	.431	25	37	.676	90	2.9	75-4	22	5	10	282-9.1
2015-16	3-3	91-30.3	9	21	.429	9	18	.500	0	1	.000	9	3.0	11-1	2	0	2	27-9.0
Totals	34-17	813-23.9	108	235	.460	68	155	.439	25	38	.658	99	2.9	86-5	24	5	12	309-9.1

14

Michael Karena

Forward • 6-10, 270 • Senior • Christchurch, New Zealand (South Plains CC)



Notes: Played at South Plains College in Levelland, TX as freshman and sophomore...played in 30 games in 2013-14 as the team finished 29-6 overall...won the WJCAC championship... head coach Steve Green was named the conference Coach of the Year...South Plains finished the season ranked 5th in the national NJCAA poll...shot 52% from the field and scored in double figures five of the final 10 games of the season...starting center for the New Zealand U16, U17 and U18 teams...led Nelson in the National Secondary Schools Tournament as he averaged 30 points per game and 16 rebounds...becomes the first Raider basketball player from New Zealand.

2014-15: 11 points vs Belmont with 12 points at Belmont in 12 minutes...10 points vs Miami...14 points vs Detroit...15 points at Youngstown followed by 18 points vs Cleveland State...17 points and eight rebounds vs Green Bay...21 points vs UIC at home with seven rebounds.

2015-16: Missed first game due to injury.

CAREER HIGHS

Points: 21 vs UIC (2/12/15)
Field Goals Made: 9 vs UIC (2/12/15)
Free Throws Made: 6 at Bowling Green (11/19/14)
Rebounds: 7 vs UIC (2/12/15); at Valpo (2/21/15)
Assists: 3 at Detroit (1/26/15)
Blocks: 1 ten times
Steals: 2 at Bowling Green (11/19/14); at Detroit (1/26/15); at Valpo (2/21/15)



2015-16 GAME-BY-GAME STATISTICS (*STARTER)

OPPONENT	MIN	FG	3FG	FT	O-D-T	PF	A	TO	BL	ST	PTS
vs South Dakota	DNP										
vs Cal State Northridge	17	2-5	0-0	1-4	2-1-3	3	1	1	0	0	5
at Northern Illinois	22	2-7	0-0	1-2	2-2-4	4	0	2	0	0	5
at Kentucky											
vs Mt. St. Joseph											
at George Mason											
vs Albion											
vs Georgia State											
at Xavier											
at Miami (OH)											
vs Charleston Southern											
vs Bowling Green											
vs Murray State											
at Milwaukee											
at Green Bay											
at Northern Kentucky											
vs Cleveland State											
vs Youngstown State											
vs Detroit											
vs Valparaiso											
vs UIC											
at Oakland											
at Detroit											
vs Milwaukee											
vs Green Bay											
at UIC											
at Valparaiso											
vs Oakland											
vs Northern Kentucky											
at Youngstown State											
at Cleveland State											

Year	G-S	Min-Avg	FG	FGA	Pct.	3FG	3FGA	Pct.	FT	FTA	Pct.	Reb.	Avg.	PF-D	A	BL	ST	Pts.-Avg.
2014-15	31-30	699-22.5	121	224	.540	0	0	.000	36	71	.507	113	3.6	113-7	16	10	15	278-9.0
2015-16	2-0	39-19.5	4	12	.333	0	0	.000	2	6	.333	7	3.5	7-0	1	0	0	10-5.0
Totals	33-30	738-22.4	125	236	.530	0	0	.000	38	77	.494	120	3.6	120-7	17	10	15	288-8.7

15

Brandon Neel

Guard • 6-3, 190 • Junior • Cincinnati, OH (LaSalle/South Plains CC)



Notes: A graduate of La Salle High School...Cincinnati Enquirer Division I Player of the Year in 2011... named the Most Outstanding Player as the Lancers won the OHSAA Division I state title...final season at South Plains, he averaged 10.1 points a game, shooting 49.1% from the field, 42.6% from three-point range and grabbing 5.7 rebounds... scored 20 or more points four times last year, including a career-high 23 against Wayland Baptist.

2015-16: Averaged over 10 minutes a game

CAREER HIGHS

Points: 4 vs Northridge (11/14)
Field Goals Made: 1, three times
3-Pt. Field Goals Made: N/A
Free Throws Made: 2 vs Northridge (11/14)
Rebounds: 1 vs Northridge (11/14)
Assists: N/A
Blocks: N/A
Steals: 2 vs Northridge (11/14)



2015-16 GAME-BY-GAME STATISTICS (*STARTER)


OPPONENT	MIN	FG	3FG	FT	O-D-T	PF	A	TO	BL	ST	PTS
vs South Dakota	19	1-5	0-1	1-2	0-0-0	1	0	0	0	1	3
vs Cal State Northridge	8	1-6	0-2	2-2	0-1-1	1	0	0	0	2	4
at Northern Illinois	4	1-1	0-0	0-0	0-0-0	0	0	0	0	0	2
at Kentucky											
vs Mt. St. Joseph											
at George Mason											
vs Albion											
vs Georgia State											
at Xavier											
at Miami (OH)											
vs Charleston Southern											
vs Bowling Green											
vs Murray State											
at Milwaukee											
at Green Bay											
at Northern Kentucky											
vs Cleveland State											
vs Youngstown State											
vs Detroit											
vs Valparaiso											
vs UIC											
at Oakland											
at Detroit											
vs Milwaukee											
vs Green Bay											
at UIC											
at Valparaiso											
vs Oakland											
vs Northern Kentucky											
at Youngstown State											
at Cleveland State											

Year	G-S	Min-Avg	FG	FGA	Pct.	3FG	3FGA	Pct.	FT	FTA	Pct.	Reb.	Avg.	PF-D	A	BL	ST	Pts.-Avg.
2015-16	3-0	31-10.3	2	12	.250	0	3	.000	3	4	.750	1	0.3	2-0	0	0	3	9-3.0

20

Daniel Mortensen

Guard • 6-9, 230 • Freshman • Islev, Denmark



Notes: Played two years for the Horsholm 79ers...the 20-year-old averaged 8.4 points and 4.8 rebounds his first year and 13.5 points with 5.2 rebounds in 2014-15 when he shot 44% from the field, 36% from three and 83% from the line...scored more than 20 points three times, including a high 25 points...played 2015 summer for the Denmark National Team.

2015-16: Currently sidelined with an injury.

CAREER HIGHS AT WSU

Points:
Field Goals Made:
3-Pt. Field Goals Made:
Free Throws Made:
Rebounds:
Assists:
Blocks:
Steals:



2015-16 GAME-BY-GAME STATISTICS (*STARTER)


OPPONENT	MIN	FG	3FG	FT	O-D-T	PF	A	TO	BL	ST	PTS
vs South Dakota	DNP										
vs Cal State Northridge	DNP										
at Northern Illinois	DNP										
at Kentucky											
vs Mt. St. Joseph											
at George Mason											
vs Albion											
vs Georgia State											
at Xavier											
at Miami (OH)											
vs Charleston Southern											
vs Bowling Green											
vs Murray State											
at Milwaukee											
at Green Bay											
at Northern Kentucky											
vs Cleveland State											
vs Youngstown State											
vs Detroit											
vs Valparaiso											
vs UIC											
at Oakland											
at Detroit											
vs Milwaukee											
vs Green Bay											
at UIC											
at Valparaiso											
vs Oakland											
vs Northern Kentucky											
at Youngstown State											
at Cleveland State											

Year	G-S	Min-Avg	FG	FGA	Pct.	3FG	3FGA	Pct.	FT	FTA	Pct.	Reb.	Avg.	PF-D	A	BL	ST	Pts.-Avg.
2015-16	0-0	0-0.0	0	0	.000	0	0	.000	0	0	.000	0	0.0	0-0	0	0	0	0-0.0

23

Mark Alstork

Guard • 6-5, 190 • Sophomore • Dayton, OH (Thurgood Marshall)



Notes: son of Hector Alstork and LaTonya Falk... born Feb. 27, 1995 ... has three brothers Played at Thurgood Marshall High School for head coach Darnell Hoskins ... averaged 21 points and six rebounds per game as a senior, including a 23-point performance against Findlay Prep (Nev.), the nation's No. 1-ranked team ... guided a Thurgood Marshall team that was ranked No. 1 in state of Ohio throughout his entire senior season and was rated as high as No. 22 nationally ... his team finished the year 23-2 and went undefeated in the Dayton Public League ... a first-team all-district and special mention all-state selection by the Associated Press as a senior ... helped his team to a state runner-up finish as a sophomore in 2011 and the regional finals of the state tournament as a junior in 2012 ... played AAU basketball for the Ohio Phenoms.

2013-14: Played in all 30 games and made 15 starts ... averaged 5.6 points and 3.1 rebounds per game ... scored in double figures seven times, all of which came in a nine-game stretch from late November through early January ... logged a double-double Jan. 11 at Kent State with career-highs of 15 points and 10 rebounds ... against Kent State, became the first player since 2008 to lead Ball State in points, rebounds and assists (five) ... logged five assists in a game three times ... earned his first career start Dec. 17 at Marquette ... shot 32.8 percent from 3-point range and 50.0 percent (13 for 26) in non-conference play.

2014-15: Satout after transfer from Ball State.

2015-16: 27 points in opener.

WSU CAREER HIGHS

Points: 27 vs S. Dakota (11/13)
Field Goals Made: 8 vs S. Dakota (11/13)
3-Pt. Field Goals Made: 4 vs S. Dakota (11/13)
Free Throws Made: 7 vs S. Dakota (11/13)
Rebounds: 4, twice
Assists: 2 vs N. Illinois (11/15)
Blocks: N/A
Steals: N/A



2015-16 GAME-BY-GAME STATISTICS (*STARTER)

OPPONENT	MIN	FG	3FG	FT	O-D-T	PF	A	TO	BL	ST	PTS
vs South Dakota	28	8-11	4-6	7-10	0-4-4	3	1	1	0	0	27
vs Cal State Northridge	18	5-10	3-4	0-0	1-3-4	4	1	1	0	0	13
at Northern Illinois*	22	2-10	1-7	2-2	0-3-3	4	2	1	0	0	7
at Kentucky											
vs Mt. St. Joseph											
at George Mason											
vs Albion											
vs Georgia State											
at Xavier											
at Miami (OH)											
vs Charleston Southern											
vs Bowling Green											
vs Murray State											
at Milwaukee											
at Green Bay											
at Northern Kentucky											
vs Cleveland State											
vs Youngstown State											
vs Detroit											
vs Valparaiso											
vs UIC											
at Oakland											
at Detroit											
vs Milwaukee											
vs Green Bay											
at UIC											
at Valparaiso											
vs Oakland											
vs Northern Kentucky											
at Youngstown State											
at Cleveland State											

Year	G-S	Min-Avg	FG	FGA	Pct.	3FG	3FGA	Pct.	FT	FTA	Pct.	Reb.	Avg.	PF-D	A	BL	ST	Pts.-Avg.
2015-16	3-1	68-22.7	15	31	.484	8	17	.471	9	12	.750	11	3.7	11-0	4	0	0	47-15.7

32

Joe Thomasson

Guard • 6-4, 165 • Senior • Dayton, OH (Thurgood Marshall/State Fair CC)



Notes: Son of Joseph Thomasson and Autumn Bryant...born August 16, 1993...three brothers and five sisters...helped lead his high school team to the Division II state finals as he scored the winning basket in the semifinals against Toledo Rogers...team captain as a senior...All Region selection senior year...played for Darnell Hoskins at Thurgood Marshall...during his junior year at Thurgood Marshall, the Cougars finished the season as Division II State Runner-up...averaged 16 points per game during 2011-12, his senior season at Thurgood...averaged 14.2 points per game as a freshman at State Fair, while also earning Region 16 First Team honors...as a sophomore, averaged 18 points, six assists and four rebounds a game while being named a Junior College All American...set school mark for most assists in two years...all-league twice...team went 27-7.

2014-15: 11 points and four assists in exhibition vs. Findlay...seven rebounds vs Belmont...15 points and 8 rebounds vs Ohio Dominican...nine rebounds at Bowling Green...16 points, nine rebounds, five assists at Charleston Southern...20 points at Evansville followed by 20 vs Urbana...12 points and four assists vs Miami...10 points/nine rebounds vs Detroit...17 points at Oakland...returned for the game at Valpo.

2015-16: Scored 14, 15 and 16 points in opening weekend.

WSU CAREER HIGHS

Points: 20 at Evansville (1/22/14); vs Urbana (12/7/14)

Field Goals Made: 6, four times

3-Pt. Field Goals Made: 3 at Oakland (1/28/15)

Free Throws Made: 9 vs S. Dakota (11/13/15)

Rebounds: 9, four times

Assists: 9 vs S. Dakota (11/13)

Blocks: 3 at Charleston Southern (11/22/14)

Steals: 4 at Oakland (1/28/15)



2015-16 GAME-BY-GAME STATISTICS (*STARTER)

OPPONENT	MIN	FG	3FG	FT	O-D-T	PF	A	TO	BL	ST	PIS
vs South Dakota*	36	3-12	1-3	9-10	3-4-7	3	9	2	1	2	16
vs Cal State Northridge*	38	6-10	1-3	1-1	1-7-8	2	8	3	1	0	14
at Northern Illinois*	32	5-8	2-2	3-3	0-7-7	2	3	4	1	0	15
at Kentucky											
vs Mt. St. Joseph											
at George Mason											
vs Albion											
vs Georgia State											
at Xavier											
at Miami (OH)											
vs Charleston Southern											
vs Bowling Green											
vs Murray State											
at Milwaukee											
at Green Bay											
at Northern Kentucky											
vs Cleveland State											
vs Youngstown State											
vs Detroit											
vs Valparaiso											
vs UIC											
at Oakland											
at Detroit											
vs Milwaukee											
vs Green Bay											
at UIC											
at Valparaiso											
vs Oakland											
vs Northern Kentucky											
at Youngstown State											
at Cleveland State											

Year	G-S	Min-Avg	FG	FGA	Pct.	3FG	3FGA	Pct.	FT	FTA	Pct.	Reb.	Avg.	PF-D	A	BL	ST	Pts.-Avg.
2014-15	28-23	872-31.1	94	191	.463	18	59	.305	74	95	.779	153	5.5	84-1	90	25	24	280-10.0
2015-16	3-3	106-35.3	14	30	.467	4	8	.500	13	14	.929	22	7.3	7-0	20	3	2	45-15.0
Totals	30-25	978-32.6	108	221	.489	22	67	.328	87	109	.798	175	5.8	91-1	110	28	26	325-10.8

35

Roderick Davis

Forward • 6-9, 230 • Sophomore • Brandon, FL (Brandon)



Notes: Son of Michael and Glenetta Davis...born November 28, 1995...one brother...team captain...MVP in 2012... twice named all league and all region...district Scholar Athlete...as a senior, averaged 13.5 points and 8.5 rebounds...averaged 13.2 points, 8.9 rebounds and 2.4 blocks as a junior...FloridaHoops.com called Davis "one of the more versatile forwards in Florida's 2014 class"...helped lead Brandon to an 18-9 record during the 2012-13 season...high school coach Jamie Turner.

2014-15: Back up center...started exhibition game...17 points and seven rebounds at Oakland...first collegiate start vs Green Bay.

2015-16:

CAREER HIGHS

Points: 17 at Oakland (1/28/15)
Field Goals Made: 6 at Oakland (1/28/15)
3-Pt. Field Goals Made: N/A
Free Throws Made: 5 at Oakland (1/28)
Rebounds: 7 at Oakland (1/28)
Assists: 1 four times
Blocks: 2 three times
Steals: 1 twice



2015-16 GAME-BY-GAME STATISTICS (*STARTER)

OPPONENT	MIN	FG	3FG	FT	O-D-T	PF	A	TO	BL	ST	PTS
vs South Dakota	6	0-0	0-0	0-0	0-0-0	2	0	1	1	0	0
vs Cal State Northridge	DNP										
at Northern Illinois	DNP										
at Kentucky											
vs Mt. St. Joseph											
at George Mason											
vs Albion											
vs Georgia State											
at Xavier											
at Miami (OH)											
vs Charleston Southern											
vs Bowling Green											
vs Murray State											
at Milwaukee											
at Green Bay											
at Northern Kentucky											
vs Cleveland State											
vs Youngstown State											
vs Detroit											
vs Valparaiso											
vs UIC											
at Oakland											
at Detroit											
vs Milwaukee											
vs Green Bay											
at UIC											
at Valparaiso											
vs Oakland											
vs Northern Kentucky											
at Youngstown State											
at Cleveland State											

Year	G-S	Min-Avg	FG	FGA	Pct.	3FG	3FGA	Pct.	FT	FTA	Pct.	Reb.	Avg.	PF-D	A	BL	ST	Pts.-Avg.
2014-15	28-5	287-10.3	21	37	.568	0	0	.000	5	14	.357	38	1.4	50-1	4	11	2	47-1.7
2015-16	1-0	6-6.0	0	0	.000	0	0	.000	0	0	.000	0	0.0	2-0	0	1	0	0-0.0
Totals	29-5	293-10.1	21	37	.568	0	0	.000	5	14	.357	38	1.4	52-1	4	12	2	47-1.6

2**Daniel Collie**
Guard • 6-0, 170 • Senior • Parkersburg, WV (Catholic)**CAREER HIGHS**

Points: 3 vs Youngstown State (2/15/15)
 Field Goals Made: 1 four times
 3-Pt. Field Goals Made: 1 vs Y'town St (2/15/15)
 Free Throws Made: N/A
 Rebounds: 3 vs Youngstown State (2/15/15)
 Assists: 2 vs UIC (2/12/15); vs YSU (2/15/15)
 Blocks: N/A
 Steals: 2 vs Mt St Joseph (11/10)

Notes: Averaged 20 points, seven assists, five rebounds and 1.5 steals per game...team advanced to the regionals... team captain and MVP as a senior...all-league and all-state in 2011-12...played in North-South State All-Star Game...Rob Strcula was basketball coach...four brothers...walkon...son of Aaron and Erin Collie...born September 1, 1993...two starts in 2014-15.

2015-16:

Year	G-S	Min-Avg	FG	FGA	Pct.	3FG	3FGA	Pct.	FT	FTA	Pct.	Reb.	Avg.	PF-D	A	BL	ST	Pts.-Avg.
2012-13	6-0	15-2.5	1	4	.250	0	0	.000	0	0	.000	2	0.3	0-0	0	0	0	2-0.3
2013-14	8-0	37-5.0	2	5	.400	0	2	.000	0	0	.000	4	0.6	4-0	1	0	3	4-0.6
2014-15	10-2	85-8.5	2	7	.286	1	4	.250	0	0	.000	5	0.5	12-1	6	0	5	5-0.5
2015-16	0-0	0-0.0	0	0	.000	0	0	.000	0	0	.000	0	0.0	0-0	0	0	0	0-0.0
Totals	24-2	137-6.7	5	16	.313	1	6	.167	0	0	.000	11	0.5	16-0	7	0	8	11-0.5

21**Trey Stacey**
Guard • 6-4, 200 • Sophomore • Cincinnati, OH (Moeller)**CAREER HIGHS**

Points: 3 vs UIC (2/12)
 Field Goals Made: 1 vs UIC (2/12)
 3-Pt. Field Goals Made: 1 vs UIC (2/12)
 Free Throws Made: N/A
 Rebounds: N/A
 Assists: N/A
 Blocks: N/A
 Steals: N/A

Notes: Son of Tracey and Carol Stacey...born March 2, 1996...one sister and one brother...averaged three points and two rebounds...team went 24-2...2014-15: Played at Bowling Green, vs Urbana, at Ohio State, vs UIC, vs Oakland...played vs UIC at home with a three.

2015-16:

Year	G-S	Min-Avg	FG	FGA	Pct.	3FG	3FGA	Pct.	FT	FTA	Pct.	Reb.	Avg.	PF-D	A	BL	ST	Pts.-Avg.
2014-15	6-0	7-1.2	1	2	.500	1	2	.500	0	0	.000	0	0.0	1-0	0	0	0	3-0.5
2015-16	0-0	0-0.0	0	0	.000	0	0	.000	0	0	.000	0	0.0	0-0	0	0	0	0-0.0
Totals	6-0	7-1.2	1	2	.500	1	2	.500	0	0	.000	0	0.0	1-0	0	0	0	3-0.5

22**Parker Ernsthausen**
Forward • 6-11, 225 • Freshman • Bowling Green, OH (St. John's)**CAREER HIGHS**

Points: 1 vs Northridge (11/14)
 Field Goals Made: N/A
 3-Pt. Field Goals Made N/A:
 Free Throws Made: 1 vs Northridge (11/14)
 Rebounds: N/A
 Assists: N/A
 Blocks: N/A
 Steals: 1, twice

Notes: Son of David and Linda Ernsthausen...born May 21, 1996...averaged 12.6 points and a Three Rivers Athletic Conference-best 8.2 rebounds per game during his senior season with the Titans...following the 2013-14 season, he was named an All-TRAC first-team and All-District third-team honoree... team finished 18-7 and advanced to district finals... team captain...all league and all district...All-Academic Ohio...also golfed, winning league twice.

2015-16: Starting at center.

Year	G-S	Min-Avg	FG	FGA	Pct.	3FG	3FGA	Pct.	FT	FTA	Pct.	Reb.	Avg.	PF-D	A	BL	ST	Pts.-Avg.
2015-16	3-3	26-8.7	0	1	.000	0	0	.000	1	2	.500	0	0.0	7-0	0	0	2	0-0.0

2015-16 RAIDERS AT A GLANCE

0



Steven DAVIS

6-8, 220, Junior, Forward
Indianapolis, IN (Manual)

2



Daniel COLLIE

6-0, 170, Senior, Guard
Parkersburg, WV (Catholic)

3



Mark HUGHES

6-4, 180, Freshman, Guard
Youngstown, OH (Ursuline)

4



Alan VEST

6-3, 185, Freshman, Guard
Kettering, OH (Chaminade-Julienne)

5



Justin MITCHELL

6-4 180, Sophomore, Guard
Ft. Wayne, IN (Wayne)


10



Biggie MINNIS

6-3, 200, Senior, Guard
Philadelphia, PA
Atlantic Christian (NJ)

11



JT YOHO

6-6, 235, Senior, Forward
Bloomfield, IN (Eastern Greene)


13



Grant BENZINGER

6-3, 190, Sophomore, Guard
Cincinnati, OH (Moeller)

14



Michael KARENA

6-10, 270, Senior, Center
Nelson, New Zealand
(South Plains CC)

15



Brandon NEEL

6-3, 190, Junior, Guard
Cincinnati, OH (La Salle)
(South Plains CC)


20



Daniel MORTENSEN

6-9, 230, Freshman, Forward
Islev, Denmark


21



Trey STACEY

6-4, 200, Sophomore, Guard
Cincinnati OH (Moeller)

22



Parker ERNSTHAUSEN

6-11, 225, Freshman, Forward
Bowling Green, OH (St. John's)

12



Mark ALSTORK

6-5, 190, Sophomore, Guard
Dayton, OH (Thurgood Marshall)

32



Joe THOMASSON

6-4, 165, Senior, Guard
Dayton, OH (Thurgood Marshall)
(State Fair CC)

35



Roderick DAVIS

6-9, 230, Sophomore, Forward
Brandon, FL (Brandon)



Scott WOODS

Associate Head Coach
Sixth Season



Patrice DAYS

Assistant Coach
First Season




Billy DONLON

Head Coach
Sixth Season



Kevin DEVITT

Assistant Coach
First Season



Bill DONLON, Sr.

Director of Operations
Fourth Season

2015-16 Raider Basketball
Wright State Combined Team Statistics (as of Nov 15, 2015)
All games

RECORD:	OVERALL	HOME	AWAY	NEUTRAL
ALL GAMES	1-2	0-0	0-1	1-1
CONFERENCE	0-0	0-0	0-0	0-0
NON-CONFERENCE	1-2	0-0	0-1	1-1

##	Player	gp-gs	min	avg	Total		3-Point		F-Throw		Rebounds				a	to	blk	stl	pts	avg					
					fg-fga	fg%	3fg-fga	3fg%	ft-fga	ft%	off	def	tot	avg							pf	dg			
11	YOHO, JT	3-3	96	32.0	19-36	.528	8-13	.615	1-2	.500	2	14	16	5.3	10	1	3	10	0	1	47	15.7			
23	ALSTORK, Mark	3-1	68	22.7	15-31	.484	8-17	.471	9-12	.750	1	10	11	3.7	11	0	4	3	0	0	47	15.7			
32	THOMASSON, Joe	3-3	106	35.3	14-30	.467	4-8	.500	13-14	.929	4	18	22	7.3	7	0	20	9	3	2	45	15.0			
13	BENZINGER, Grant	3-3	91	30.3	9-21	.429	9-18	.500	0-1	.000	0	9	9	3.0	11	1	2	1	0	2	27	9.0			
14	KARENA, Michael	2-0	39	19.5	4-12	.333	0-0	.000	2-6	.333	4	3	7	3.5	7	0	1	3	0	0	10	5.0			
15	NEEL, Brandon	3-0	31	10.3	3-12	.250	0-3	.000	3-4	.750	0	1	1	0.3	2	0	0	0	0	3	9	3.0			
04	VEST, Alan	3-0	38	12.7	3-7	.429	2-4	.500	0-0	.000	0	1	1	0.3	2	0	4	2	0	0	8	2.7			
03	HUGHES, Mark	3-2	56	18.7	1-5	.200	1-4	.250	2-2	1.000	0	6	6	2.0	7	0	3	2	1	2	5	1.7			
05	MITCHELL, Justin	2-0	43	21.5	2-7	.286	0-1	.000	0-0	.000	2	2	4	2.0	6	0	3	1	0	3	4	2.0			
22	ERNSTHAUSEN, Park	3-3	26	8.7	0-1	.000	0-0	.000	1-2	.500	0	0	0	0.0	7	0	0	2	0	2	1	0.3			
35	DAVIS, Roderick	1-0	6	6.0	0-0	.000	0-0	.000	0-0	.000	0	0	0	0.0	2	0	0	1	1	0	0	0.0			
21	STACEY, Trey	1-0	0	0.0	0-0	.000	0-0	.000	0-0	.000	0	0	0	0.0	0	0	0	0	0	0	0	0.0			
Team											3	7	10												3
Total.....		3	600	70-162		.432	32-68	.471	31-43	.721	16	71	87	29.0	72	2	40	37	5	15	203	67.7			
Opponents.....		3	600	65-144		.451	16-47	.340	60-88	.682	23	83	106	35.3	50	-	34	38	11	17	206	68.7			

TEAM STATISTICS	WSU	OPP
SCORING	203	206
Points per game	67.7	68.7
Scoring margin	-1.0	-
FIELD GOALS-ATT	70-162	65-144
Field goal pct	.432	.451
3 POINT FG-ATT	32-68	16-47
3-point FG pct	.471	.340
3-pt FG made per game	10.7	5.3
FREE THROWS-ATT	31-43	60-88
Free throw pct	.721	.682
F-Throws made per game	10.3	20.0
REBOUNDS	87	106
Rebounds per game	29.0	35.3
Rebounding margin	-6.3	-
ASSISTS	40	34
Assists per game	13.3	11.3
TURNOVERS	37	38
Turnovers per game	12.3	12.7
Turnover margin	+0.3	-
Assist/turnover ratio	1.1	0.9
STEALS	15	17
Steals per game	5.0	5.7
BLOCKS	5	11
Blocks per game	1.7	3.7
ATTENDANCE	0	2796
Home games-Avg/Game	0-0	1-888
Neutral site-Avg/Game	-	2-954

Date	Opponent	Score	Att.
+ 11/13/15	vs South Dakota	w 77-69	995
+ 11/14/15	vs Cal State Northridge	L 67-72	913
+ 11/15/15	at Northern Illinois	L 59-65	888
+ = NIU Showcase (DeKalb, IL)			
* = Horizon League Game			

Score by Periods	1st	2nd	Totals
Wright State	102	101	203
Opponents	90	116	206

Official Basketball Box Score -- Game Totals -- Final Statistics
South Dakota vs Wright State
 11/13/15 4:30 p.m. at DeKalb, Ill. (NIU Convocation Center)

South Dakota 69 • 0-1

#	Player	Total			3-Ptr			Rebounds			PF	TP	A	TO	Blk	Stl	Min
		FG-FGA	FG-FGA	FT-FTA	FG-FGA	FG-FGA	FT-FTA	Off	Def	Tot							
41	Robertson, Eric	f	4-6	0-0	2-3	2	1	3	2	10	0	0	1	0	0	27	
02	Burnette, Tre	g	8-16	2-8	4-6	1	15	16	4	22	0	6	1	0	31		
03	McClelland, Shy	g	1-4	0-2	0-3	0	7	7	5	2	5	2	0	1	29		
14	Kasperbauer, Casey	g	6-13	4-7	3-4	1	1	2	2	19	2	2	0	0	35		
32	Davis, D.J.	g	3-8	1-1	2-2	2	3	5	3	9	2	2	1	1	32		
01	Norris, Trey	g	0-3	0-1	0-0	2	2	4	3	0	3	3	0	0	27		
24	Mayot, Duol	g	0-0	0-0	0-0	0	0	0	0	0	0	0	0	0	0+		
25	Hagedorn, Tyler	g	0-4	0-4	0-0	0	1	1	2	0	2	0	0	0	10		
31	Jech, Dan	g	1-2	1-1	4-5	0	1	1	2	7	0	0	1	0	9		
Team						0	1	1									
Totals			23-56	8-24	15-23	8	32	40	23	69	14	15	4	2	200		
FG % 1st Half:		12-29	41.4%	2nd half:	11-27	40.7%	Game:		23-56	41.1%	Deadball						
3FG % 1st Half:		5-13	38.5%	2nd half:	3-11	27.3%	Game:		8-24	33.3%	Rebounds						
FT % 1st Half:		3-5	60.0%	2nd half:	12-18	66.7%	Game:		15-23	65.2%							

Wright State 77 • 1-0

#	Player	Total			3-Ptr			Rebounds			PF	TP	A	TO	Blk	Stl	Min
		FG-FGA	FG-FGA	FT-FTA	FG-FGA	FG-FGA	FT-FTA	Off	Def	Tot							
11	YOHO, JT	f	8-13	2-3	0-1	1	10	11	1	18	0	3	0	1	35		
22	ERNSTHAUSEN, Parker	f	0-1	0-0	0-0	0	0	0	3	0	0	0	0	1	5		
03	HUGHES, Mark	g	1-2	1-2	2-2	0	4	4	3	5	2	0	1	2	26		
13	BENZINGER, Grant	g	1-8	1-7	0-0	0	4	4	3	1	1	0	0	0	27		
32	THOMASSON, Joe	g	3-12	1-3	9-10	3	4	7	3	16	9	2	1	2	36		
04	VEST, Alan	g	2-5	1-2	0-0	0	1	1	0	5	2	1	0	0	18		
15	NEEL, Brandon	g	1-5	0-1	1-2	0	0	0	1	3	0	0	0	1	19		
23	ALSTORK, Mark	g	8-11	4-6	7-10	0	4	4	3	27	1	1	0	0	28		
35	DAVIS, Roderick	g	0-0	0-0	0-0	0	0	0	2	0	1	1	0	0	6		
Team						1	2	3			1						
Totals			24-57	10-24	19-25	5	29	34	20	77	15	10	3	7	200		
FG % 1st Half:		11-28	39.3%	2nd half:	13-29	44.8%	Game:		24-57	42.1%	Deadball						
3FG % 1st Half:		5-11	45.5%	2nd half:	5-13	38.5%	Game:		10-24	41.7%	Rebounds						
FT % 1st Half:		3-5	60.0%	2nd half:	16-20	80.0%	Game:		19-25	76.0%							

Officials: Brian McAnally, Todd Sweeney, Keith Lewis
 Technical fouls: South Dakota-None. Wright State-None.
 Attendance: 913
 Game 1 of the NIU Showcase

Score by periods	1st	2nd	Total
South Dakota	32	37	69
Wright State	30	47	77

Official Basketball Box Score -- Game Totals -- Final Statistics
Wright State vs Northern Illinois
 11/15/15 3:30 p.m. at DeKalb, Ill. (NIU Convocation Center)

Wright State 59 • 1-2

#	Player	Total			3-Ptr			Rebounds			PF	TP	A	TO	Blk	Stl	Min
		FG-FGA	FG-FGA	FT-FTA	FG-FGA	FG-FGA	FT-FTA	Off	Def	Tot							
11	YOHO, JT	f	6-12	3-5	1-1	1	2	3	4	16	2	3	0	0	28		
22	ERNSTHAUSEN, Parker	f	0-0	0-0	0-0	0	0	0	2	0	0	0	0	2			
13	BENZINGER, Grant	g	3-6	3-5	0-1	0	2	2	2	9	0	0	0	0	40-		
23	ALSTORK, Mark	g	2-10	1-7	2-2	0	3	3	4	7	2	1	0	0	22		
32	THOMASSON, Joe	g	5-8	2-2	3-3	0	7	7	2	15	3	4	1	0	32		
03	HUGHES, Mark	g	0-2	0-1	0-0	0	1	1	2	0	1	1	0	0	21		
04	VEST, Alan	g	1-2	1-2	0-0	0	0	0	1	3	2	0	0	0	11		
05	MITCHELL, Justin	g	1-2	0-0	0-0	2	1	3	3	2	2	1	0	2	18		
14	KARENA, Michael	g	2-7	0-0	1-2	2	2	4	4	5	0	2	0	0	22		
15	NEEL, Brandon	g	1-1	0-0	0-0	0	0	0	0	2	0	0	0	0	4		
21	STACEY, Trey	g	0-0	0-0	0-0	0	0	0	0	0	0	0	0	0	0+		
Team						0	2	2			1						
Totals			21-50	10-22	7-9	5	20	25	24	59	12	13	1	2	200		
FG % 1st Half:		15-28	53.6%	2nd half:	6-22	27.3%	Game:		21-50	42.0%	Deadball						
3FG % 1st Half:		6-10	60.0%	2nd half:	4-12	33.3%	Game:		10-22	45.5%	Rebounds						
FT % 1st Half:		3-5	60.0%	2nd half:	4-4	100.0%	Game:		7-9	77.8%							

Northern Illinois 65 • 3-0

#	Player	Total			3-Ptr			Rebounds			PF	TP	A	TO	Blk	Stl	Min
		FG-FGA	FG-FGA	FT-FTA	FG-FGA	FG-FGA	FT-FTA	Off	Def	Tot							
11	IROEGBU, Chuks	f	1-2	0-0	2-4	1	2	3	1	4	1	0	1	2	21		
15	KEY, Jaylen	f	2-4	0-0	2-3	0	5	5	2	6	0	1	1	0	21		
34	MARIC, Marin	c	6-8	0-0	1-2	3	5	8	1	13	0	2	1	0	29		
05	BAKER, Travon	g	3-9	3-5	3-4	1	1	2	1	12	3	4	0	3	34		
23	ARMSTEAD, Aaric	g	5-9	1-3	7-9	2	2	4	2	18	1	1	1	2	30		
00	WILSON, Marshawn	g	2-6	1-4	4-7	1	3	4	3	9	0	1	0	0	19		
02	PORTER, Laytwan	g	0-0	0-0	0-0	0	0	0	1	0	0	0	0	0	7		
24	ORRIS, Michael	g	1-4	0-2	1-3	0	2	2	3	2	1	0	0	0	19		
31	PAUGA, Austin	g	0-2	0-2	0-0	1	0	1	0	0	0	0	0	0	14		
32	ZELIS, Andrew	g	0-0	0-0	0-0	0	0	0	0	0	0	0	0	0	1		
42	BRADLEY, Levi	g	0-0	0-0	0-0	1	1	2	1	0	0	1	0	0	5		
Team						0	4	4									
Totals			20-44	5-16	20-32	10	25	35	15	65	7	11	4	7	200		
FG % 1st Half:		10-23	43.5%	2nd half:	10-21	47.6%	Game:		20-44	45.5%	Deadball						
3FG % 1st Half:		2-7	28.6%	2nd half:	3-9	33.3%	Game:		5-16	31.3%	Rebounds						
FT % 1st Half:		9-15	60.0%	2nd half:	11-17	64.7%	Game:		20-32	62.5%							

Officials: Glenn Mayborg, Rob Kruger, Bobby Daw
 Technical fouls: Wright State-ALSTORK, Mark. Northern Illinois-WILSON, Marshawn.
 Attendance: 888

Score by periods	1st	2nd	Total
Wright State	39	20	59
Northern Illinois	31	34	65

Last FG - WSU 2nd-05:25, NIU 2nd-00:19.
 Largest lead - WSU by 9 1st-01:58, NIU by 6 2nd-00:06.
 WSU led for 29:02, NIU led for 06:19. Game was tied for 04:39.

Official Basketball Box Score -- Game Totals -- Final Statistics
Wright State vs CSUN
 11/14/15 6 p.m. at DeKalb, Ill. (NIU Convocation Center)

Wright State 67 • 1-1

#	Player	Total			3-Ptr			Rebounds			PF	TP	A	TO	Blk	Stl	Min
		FG-FGA	FG-FGA	FT-FTA	FG-FGA	FG-FGA	FT-FTA	Off	Def	Tot							
11	YOHO, JT	f	5-11	3-5	0-0	0	2	2	5	13	1	4	0	0	33		
22	ERNSTHAUSEN, Parker	f	0-0	0-0	1-2	0	0	0	2	1	0	2	0	1	19		
03	HUGHES, Mark	g	0-1	0-1	0-0	0	1	1	2	0	1	0	0	0	9		
13	BENZINGER, Grant	g	5-7	5-6	0-0	0	3	3	5	15	1	0	0	0	24		
32	THOMASSON, Joe	g	6-10	1-3	1-1	1	7	8	2	14	8	3	1	0	38		
04	VEST, Alan	g	0-0	0-0	0-0	0	0	0	1	0	0	1	0	0	9		
05	MITCHELL, Justin	g	1-5	0-1	0-0	0	1	1	3	2	1	0	0	1	25		
14	KARENA, Michael	g	2-5	0-0	1-4	2	1	3	3	5	1	1	0	0	17		
15	NEEL, Brandon	g	1-6	0-2	2-2	0	1	1	1	4	0	0	0	2	8		
23	ALSTORK, Mark	g	5-10	3-4	0-0	1	3	4	4	13	1	1	0	0	18		
Team						2	3	5			1						
Totals			25-55	12-22	5-9	6	22	28	28	67	13	14	1	6	200		
FG % 1st Half:		12-27	44.4%	2nd half:	13-28	46.4%	Game:		25-55	45.5%	Deadball						
3FG % 1st Half:		6-9	66.7%	2nd half:	6-13	46.2%	Game:		12-22	54.5%	Rebounds						
FT % 1st Half:		3-5	60.0%	2nd half:	2-5	40.0%	Game:		5-9	55.6%							

CSUN 72 • 1-1

#	Player	Total			3-Ptr			Rebounds			PF	TP	A	TO	Blk	Stl	Min
		FG-FGA	FG-FGA	FT-FTA	FG-FGA	FG-FGA	FT-FTA	Off	Def	Tot							
11	Hale-Edmerson, Tre	f	4-8														