



KENTUCKY

2015-16 MEN'S BASKETBALL

SCHEDULE/RESULTS (10-2, 0-0 SEC)

Date	Opponent	Time/Result
N. 2	*OTTAWA	W, 117-58
N. 6	*KENTUCKY STATE	W, 111-58
N.13	¹ ALBANY	W, 78-65
N.14	¹ NIJT	W, 87-57
N. 17	² vs. No. 5/4 Duke	W, 74-63
N. 20	WRIGHT STATE	W, 78-63
N. 24	³ BOSTON UNIVERSITY	W, 82-62
N. 27	³ vs. South Florida	W, 84-63
N. 30	ILLINOIS STATE	W, 75-63
D. 3	at UCLA	L, 87-77
D. 9	EASTERN KENTUCKY	W, 88-67
D. 12	ARIZONA STATE	W, 72-58
D. 19	⁴ Ohio State	L, 74-67
D. 26	No. 16/15 LOUISVILLE	W, 75-73
J. 2	*OLE MISS	7 p.m.
J. 5	*at LSU	9 p.m.
J. 9	*at Alabama	6 p.m.
J. 12	*MISSISSIPPI STATE	7 p.m.
J. 16	*at Auburn	4 p.m.
J. 21	*at Arkansas	7 p.m.
J. 23	*VANDERBILT	TBA
J. 27	*MISSOURI	9 p.m.
J. 30	⁵ at Kansas	2-7 p.m.
F. 2	*at Tennessee	7 p.m.
F. 6	*FLORIDA	4 p.m.
F. 9	*GEORGIA	9 p.m.
F. 13	*at South Carolina	Noon
F. 18	*TENNESSEE	7/8 p.m.
F. 20	*at Texas A&M	TBA
F. 23	*ALABAMA	7 p.m.
F. 27	*at Vanderbilt	4 p.m.
M.	*at Florida	7 p.m.
M. 5	*LSU	2 p.m.
M. 9-13	⁶ SEC Tournament	TBA

All Times Eastern; HOME GAMES in BOLD CAPS
 All dates and times are subject to change
 ^-Exhibition Games; *-Conference Games;
 *Game time will be announced the week of Jan 4 with a start time no earlier than 2 p.m. ET and no later than 7 p.m. ET;
 1-Hoophall Miami Invitational (Rupp Arena, Lexington, Ky.);
 2-Champions Classic (United Center, Chicago);
 3-Hoophall Miami Invitational (American Airlines Arena, Miami);
 4-CBS Sports Classic (Barclays Center, Brooklyn, N.Y.);
 5-Big 12/SEC Challenge (Allen Fieldhouse, Lawrence, Kan.);
 6-SEC Tournament (Bridgestone Arena, Nashville, Tenn.)

OLE MISS Rebels (10-2, 0-0) at No. 10/11 KENTUCKY Wildcats (10-2, 0-0)

Saturday, Jan. 2 • 7 p.m. • Rupp Arena (23,000) • Lexington, Ky.

THE MATCHUP | #MissvsUK



About the Series

All-Time Record: UK leads 103-13

Last Meeting: UK won 89-86 in OT (1/6/2015)

Streak: UK has won six



Head Coach: John Calipari

Overall On-Court Record: 645-180 (.782)

Record at Kentucky: 200-40 (.833)

Calipari Record vs. Ole Miss: 11-4

Head Coach: Andy Kennedy

Overall On-Court Record: 233-129 (.645)

Record at Ole Miss: 202-116(.635)

Kennedy Record vs. Kentucky: 2-10

UK PROBABLE LINEUP (BASED OFF LAST OUTING)

00



Marcus Lee

Jr. / F / 6-9 / 224
Antioch, Calif.

- Averaging career highs in points (8.8), rebs. (7.2)
- Tallied two double-doubles this season
- Leads UK with 24 blocked shots

3



Tyler Ulis

So. / G / 5-9 / 160
Chicago

- Leads the team in assists with a 5.5 average
- Averaging 7.0 assists over his last five games
- Named SEC Player of the Week (12/28/15)

4



Charles Matthews

Fr. / G / 6-6 / 189
Chicago

- Made third start of the season vs. Louisville
- Scored a career-high 11 points vs. South Florida
- Grabbed a career-high seven boards vs. Boston U.

22



Alex Poythress

Sr. / F / 6-8 / 230
Clarksville, Tenn.

- Team-high three double-doubles on the year
- Posted 14 points, 6 boards and 3 blocks vs. U of L
- Averaging 9.7 points and 7.2 rebounds

23



Jamal Murray

Fr. / G / 6-4 / 207
Kitchener, Ontario

- Averaging team-high 16.7 points per game
- Recorded career-high 33 points vs. Ohio State
- Scored in double figures in 10 straight games

TV AND RADIO INFO

TV: SEC Network

Matt Stewart (PxP)
John Pelphey (Analyst)
Jill Montgomery (Sideline)



Radio: UK Radio Network

Tom Leach (PxP)
Mike Pratt (Analyst)
Matt Jones (Sideline)



Satellite Radio:

Sirius Channel | XM Channel
108 | 190

WHAT YOU NEED TO KNOW

- Kentucky improved to 8-1 vs. Louisville in the John Calipari era with a 75-73 victory in Rupp Arena
- Tyler Ulis was named the Bluegrass Sports Commission MVP, the SEC Player of the Week and College Basketball Talk's (NBC Sports) national player of the week after posting 21 points and eight assists vs. Louisville
- With the win over U of L, Calipari reached 200 wins at Kentucky faster than any UK coach and became the second-fastest coach to do it at a single school in Division I history
- Dominique Hawkins scored a career-high 13 points vs. the Cardinals
- UK is 103-13 all-time vs. Ole Miss
- Alex Poythress is four rebounds shy of 500 career boards

BY THE NUMBERS

2,188

National all-time wins leader

200

Career wins for John Calipari at UK in just 240 games

46

Kentucky's regular-season SEC titles

943-263

UK's all-time regular-season record vs. SEC competition

2015-16 ROSTER

No.	Name	Pos.	Ht.	Wt.	Cl.	Hometown (Previous School)
00	Marcus Lee	F	6-9	224	Jr.	Antioch, Calif. (Deer Valley)
1	Skal Labissiere	F	6-11	225	Fr.	Port-au-Prince, Haiti (Lausanne Collegiate)
3	Tyler Ulis	G	5-9	160	So.	Chicago (Marian Catholic)
4	Charles Matthews	G	6-6	189	Fr.	Chicago (Saint Rita)
10	Jonny David	G	6-2	175	Fr.	Pittsburgh (Mt. Lebanon)
11	Mychal Mulder	G	6-4	185	Jr.	Windsor, Ontario (Vincennes University)
13	Isaiah Briscoe	G	6-3	202	Fr.	Newark, N.J. (Roselle Catholic)
14	Tai Wynyard	F	6-10	155	Fr.	Auckland, New Zealand (Rangitoto College)
15	Isaac Humphries	F	7-0	260	Fr.	Sydney, Australia (La Lumiere School)
22	Alex Poythress	F	6-8	230	Sr.	Clarksville, Tenn. (Northeast)
23	Jamal Murray	G	6-4	207	Fr.	Kitchener, Ontario (Athlete Institute)
24	EJ Floreal	G	6-4	203	Jr.	Palo Alto, Calif. (Dunbar)
25	Dominique Hawkins	G	6-0	190	Jr.	Richmond, Ky. (Madison Central)
32	Dillon Pulliam	G	6-3	180	So.	Cynthiana, Ky. (Transylvania University)
35	Derek Willis	F	6-9	220	Jr.	Mt. Washington, Ky. (Bullitt East)

COACHING STAFF

Head Coach: John Calipari (Clarion, 1982)
Associate Head Coach: Kenny Payne (Louisville, 2003)
Assistant Coach: Tony Barbee (UMass, 1993)
Assistant Coach: John Robic (Denison, 1986)
Special Asst. to the Head Coach: Joel Justus (UNC Wilmington, 2004)
Associate AD/Basketball Operations: Chris Woolard (UCLA, 1997)
Asst. Strength Coach: Robert Harris (Kentucky State, 2009)
Athletic Trainer: Chris Simmons (Memphis, 2002)

PRONUNCIATION GUIDE

EJ FLOREAL	(FLO-RE-AL)
DOMINIQUE Hawkins	(DOM-A-NEEK)
SKAL LABISSIERE	(S-CAL) (LAY-BISS-E-AIR)
MYCHAL Mulder	(like michael)
Alex POYTHRESS	(POY-THRESS)
Tyler ULIS	(YOU-LIS)
Tai Wynyard	(TIE) (WIN-YARD)
John CALIPARI	(CAL-A-PEAR-EE)


2015-16 TV CHART



00
Marcus Lee
 Jr. / F / 6-9 / 224
 Antioch, Calif.



1
Skal Labissiere
 Fr. / F / 6-11 / 225
 Port-au-Prince, Haiti




3
Tyler Ulis
 So. / G / 5-9 / 160
 Chicago



4
Charles Matthews
 Fr. / G / 6-6 / 189
 Chicago



10
Jonny David
 Fr. / G / 6-2 / 175
 Pittsburgh



11
Mychal Mulder
 Jr. / G / 6-4 / 185
 Windsor, Ontario



13
Isaiah Briscoe
 Fr. / G / 6-3 / 202
 Newark, N.J.




14
Tai Wynyard
 Fr. / F / 6-10 / 255
 Auckland, New Zealand




15
Isaac Humphries
 Fr. / F / 7-0 / 260
 Sydney, Australia



22
Alex Poythress
 Sr. / F / 6-8 / 230
 Clarksville, Tenn.



23
Jamal Murray
 Fr. / G / 6-4 / 207
 Kitchener, Ontario



24
EJ Floreal
 Jr. / G / 6-4 / 203
 Palo Alto, Calif.



25
Dominique Hawkins
 Jr. / G / 6-0 / 190
 Richmond, Ky.



32
Dillon Pulliam
 So. / G / 6-3 / 180
 Cynthiana, Ky.



35
Derek Willis
 Jr. / F / 6-9 / 220
 Mt. Washington, Ky.



John Calipari
 Head Coach
 Seventh Season



Kenny Payne
 Associate Head
 Coach
 Sixth Season



Tony Barbee
 Assistant Coach
 First Season



John Robic
 Assistant Coach
 Seventh Season

WEEKLY MEDIA SCHEDULE - DEC. 28, 2015- JAN. 10, 2016***

Monday - 28 Calipari Radio Show	Tuesday - 29	Wednesday - 30	Thursday - 31	Friday - 1 Happy New Year! Media availability at the Craft Center	Saturday - 2 vs. Ole Miss 7 p.m. SEC Network	Sunday - 3
Monday - 4 SEC teleconference Media availability at the Craft Center	Tuesday - 5 at LSU 9 p.m. ESPN	Wednesday - 6	Thursday - 7 Media availability at the Craft Center	Friday - 8	Saturday - 9 vs. Alabama 6 p.m. SEC Network	Sunday - 10

***schedule is tentative and subject to change

MEDIA INFO

Quick Facts

Location: Lexington, Ky.
 Founded: 1865
 Enrollment: 30,000
 Nickname: Wildcats
 Colors: Blue (PMS 286) and White
 Conference: Southeastern
 Arena: Rupp Arena
 Capacity: 23,000
 President: Dr. Eli Capilouto
 Athletics Director: Mitch Barnhart
 Faculty Representative: Joseph L. Fink III

Media Relations

MBB Contact: Eric Lindsey
 Email: eric.lindsey@uky.edu
 Phone: 859.619.0944
 *Calipari interviews, MBB contact

Secondary Contact: Deb Moore
 Email: deb.moore@uky.edu
 Phone: 859.559.5781
 *Player interviews, game-day contact, credentials

Asst. Contact: Jake Most
 Email: jake.most@uky.edu
 Phone: 516.996.3229

Assistant AD for Media Relations:
 Tony Neely

Office Coordinator: Stephanie Guy
 Email: stephanie.guy@uky.edu
 Phone: 859.257.3838
 Media will call, credentials

The UK Media Relations office is located in the Joe Craft Center. Office hours are 8 a.m. - 5 p.m. (M-F).

338 Lexington Ave.
 Lexington, KY 40506

IMPORTANT INFORMATION

CREENTIAL REQUESTS

Requests for single-game credentials should be made as far in advance as possible and no later than five days prior to game day online at sportssystem.com/Kentucky.

CREENTIAL CRITERIA

The University of Kentucky's decision to issue credentials to a media outlet for the purposes of covering a UK basketball home or away event is determined by a variety of factors. They include the following:

- Amount of coverage given to Kentucky throughout the season
- Intention/ability to cover all 22 sports at Kentucky
- Distribution/size of publication: free, subscription, sale on newsstands, website traffic, etc.
- Radio or TV station program format and size of audience
- Length of existence of the publication, amount of original copy generated, number of full-time employees of the publication and the journalistic experience of the reporter(s)
- Attendance at Kentucky media sessions, including Olympic sport opportunities
- Space availability
- Professionalism, which includes but is not limited to conduct at games, press conferences, practices, on social media, etc.

The University of Kentucky has the right to revoke credentials under its own discretion.

INTERVIEW POLICIES-GENERAL

All interviews with University of Kentucky basketball players or staff members must be arranged through the Media Relations office. Media should never contact a player or coach directly.

The Wildcat Coal Lodge, dormitories, team locker rooms and other team quarters are private team areas. Media members are not permitted in these areas unless accompanied by appropriate university personnel.

PRACTICE/PRESS CONFERENCES

Other than announced exceptions, UK basketball practices are closed to the media. UK will accept requests to attend practice. All requests must be made by 10 a.m. on the day of the practice. In cases in which practices are open to the media, no cell phones are allowed in the practice facility.

Player interviews are conducted prior to practices the day before a game and will be available to all UK media in the Joe Craft Center lower-level lobby. UK will accept requests for player interviews, but they must be submitted 24 hours prior to the scheduled availability.

Coach John Calipari or an assistant coach will meet with members of the media immediately following player interviews in the lower level lobby of the Joe Craft Center.

Gameday shoot-arounds are closed to the media.

TELEPHONE PLAYER INTERVIEWS

Telephone interviews are available to the media on a call-back basis. Individual player and coach telephone numbers will not be given to members of the media.

Players are instructed not to conduct interviews when contacted directly by telephone. The UK Media Relations Office will arrange for telephone interviews at a time most convenient for the student-athlete.

Other special requests are handled on a case-by-case basis.

POSTGAME INTERVIEWS

Following each game, there is a 20-minute cooling-off period, during which time the players shower and dress. Approximately 10 minutes after the game ends, Coach Calipari conducts his postgame press conference while a player is taken to the UK Sports Network.

Following Coach Calipari's press conference and the cooling-off period, selected UK players are brought to the media interview room.

SOCIAL MEDIA CENTER

Official Team News and Connections

Twitter: @KentuckyMBB
 Facebook: /KentuckyMBB
 Instagram: @KentuckyMBB
 Periscope: @KentuckyMBB

Official UK Athletics: @UKAthletics
 CoachCal.com: @CoachCalDotCom

John Calipari: @UKCoachCalipari

Player

Isaiah Briscoe
 Jonny David
 EJ Floreal
 Dominique Hawkins
 Isaac Humphries
 Skal Labissiere
 Marcus Lee
 Charles Matthews
 Mychal Mulder
 Jamal Murray
 Alex Poythress
 Dillon Pulliam
 Tyler Ulis
 Derek Willis
 Tai Wynyard

Twitter

@ZayBriscoe
 @j david010
 @Eddie_Bounce24
 @Dhawk_25
 @IsaacHumphries7
 @OneBigHaitian
 @JustMarcusLee
 @_JustCharles_
 @MychalMulder
 @BeMore27
 @AlextheGreat22
 @DPull32
 @tulis3
 @derek_willis33
 @WynyardTai

Instagram

@zaaay_
 @j david010
 @eddie_bounce24
 @dhawk_25
 @isaachumphries7
 @skallywally
 @justmarcuslee
 @just.charles
 @mikemulder11
 @jmgltihx27
 @alexthegreat22
 @dpull32
 @tulis3
 @dxw_33
 @taiwynyard

THE POLLS

AP Top 25 Dec. 28

Rk.	Team (First-Place Votes)
1.	Michigan State (64)
2.	Kansas (1)
3.	Oklahoma
4.	Maryland
5.	Virginia
6.	Xavier
7.	North Carolina
8.	Arizona
9.	Butler
10.	Kentucky
11.	Iowa State
12.	Providence
13.	Miami (Fla.)
14.	Purdue
15.	Duke
16.	Villanova
17.	SMU
18.	Louisville
19.	West Virginia
20.	Texas A&M
21.	Utah
22.	Cincinnati
23.	Baylor
24.	South Carolina
25.	UCLA

Others Receiving Votes: Connecticut, Oregon, Gonzaga, Pittsburgh, George Washington, Dayton, Colorado, Northwestern, Monmouth, Vanderbilt, Iowa, Texas Tech, Texas, Florida, Saint Joseph's, St. Mary's, Ole Miss

USA Today Coaches Dec. 28

Rk.	Team (First-Place Votes)
1.	Michigan State (27)
2.	Oklahoma (3)
3.	Kansas (1)
4.	Maryland
5.	Virginia
6.	Xavier
7.	Arizona
8.	North Carolina
9.	Iowa State
10.	Butler
11.	Kentucky
12.	Duke
13.	Providence
14.	Purdue
15.	Miami (Fla.)
16.	Villanova
17.	West Virginia
18.	Louisville
19.	Texas A&M
20.	South Carolina
21.	Baylor
22.	Utah
23.	Cincinnati
24.	Gonzaga
25.	Pittsburgh

Others Receiving Votes: Connecticut, George Washington, UCLA, Oregon, Notre Dame, Vanderbilt, Dayton, Colorado, Texas, Indiana, California, Monmouth, St. Mary's, Texas Tech, Southern California

UK'S WEEKLY RANKINGS

DATE	AP	Coaches	RPI
Preseason	2	1	-
Nov. 16	2	2	-
Nov. 23	1	1	-
Nov. 30	1	1	19
Dec. 7	5	4	26
Dec. 14	4	4	12
Dec. 21	12	11	29
Dec. 28	10	11	12

THE SOUTHEASTERN CONFERENCE

SEC Standings (Through Dec. 30)

Team	SEC (Pct.)	GB	Overall (Pct.)
S. Carolina	0-0 (.000)	0.0	12-0 (1.000)
Kentucky	0-0 (.000)	0.0	10-2 (.833)
Ole Miss	0-0 (.000)	0.0	10-2 (.833)
Texas A&M	0-0 (.000)	0.0	10-2 (.833)
Alabama	0-0 (.000)	0.0	8-3 (.727)
Florida	0-0 (.000)	0.0	9-4 (.692)
Georgia	0-0 (.000)	0.0	6-3 (.667)
Vanderbilt	0-0 (.000)	0.0	8-4 (.667)
LSU	0-0 (.000)	0.0	7-5 (.583)
Tennessee	0-0 (.000)	0.0	7-5 (.583)
Auburn	0-0 (.000)	0.0	6-5 (.545)
Mississippi St.	0-0 (.000)	0.0	6-5 (.545)
Arkansas	0-0 (.000)	0.0	6-6 (.500)
Missouri	0-0 (.000)	0.0	6-6 (.500)

This Week in the SEC

Saturday, Jan. 2

Tennessee at Auburn	CBS	2 p.m.
Norfolk St. at Alabama	SEC	2 p.m.
Savannah St. at Missouri	SEC+	3 p.m.
Arkansas at Texas A&M	SEC	4:30 p.m.
Memphis at S. Carolina	ESPNU	6 p.m.
Ole Miss at Kentucky	SEC	7 p.m.
Georgia at Florida	ESPNU	8 p.m.
LSU at Vanderbilt	ESPN2	9 p.m.

Tuesday, Jan. 5

S. Carolina at Auburn	SEC	7 p.m.
Kentucky at LSU	ESPN	9 p.m.
Vanderbilt at Arkansas	SEC	9 p.m.

Wednesday, Jan. 6

Missouri at Georgia	SEC	6:30 p.m.
Florida at Tennessee	ESPN2	7 p.m.
Vanderbilt at Arkansas	SEC	8:30 p.m.

Thursday, Jan. 7

Alabama at Ole Miss	ESPNU	9 p.m.
---------------------	-------	--------

Saturday, Jan. 9

LSU at Florida	CBS	TBD
Texas A&M at Tennessee	SEC	1 p.m.
Vanderbilt at S. Carolina	ESPNU	3 p.m.
Mississippi St. at Arkansas	SEC	3:30 p.m.
Kentucky at Alabama	SEC	6 p.m.
Georgia at Ole Miss	SEC	8:30 p.m.
Auburn at Missouri	ESPN2	9 p.m.

Tuesday, Jan. 12

Florida at Texas A&M	ESPN/SEC	7 p.m.
Mississippi St. at Kentucky	ESPN/SEC	7 p.m.
Arkansas at Missouri	SEC	9 p.m.
Auburn at Vanderbilt	ESPNU	9 p.m.

Wednesday, Jan. 13

Tennessee at Georgia	SEC	7 p.m.
Ole Miss at LSU	ESPN2	9 p.m.
S. Carolina at Alabama	SEC	9 p.m.

Kentucky in the SEC and NCAA Stats (Through Dec. 26)

TEAM

CATEGORY	SEC [NCAA] (STAT)
Scoring.....	9th [96th] (78.1)
Scoring Defense.....	6th [81st] (66.2)
Scoring Margin	5th [48th] (+11.8)
Free Throw %	8th [222nd] (.671)
Field Goal %	6th [64th] (.470)
Field Goal % Def.	7th [77th] (.402)
3-Pt. Field Goal %	11th [248th] (.317)
3-Pt. FG % Def.	3rd [47th] (.303)
Rebounding Offense.....	4th [71st] (39.8)
Rebounding Defense	2nd [32.7]
Rebounding Margin.....	2nd [38th] (+7.1)
Blocked Shots Per Game	3rd [10th] (6.2)
Assists Per Game	9th [168th] (13.7)
Steals Per Game	8th [155th] (6.5)
Turnover Margin	8th [125th] (+1.2)
Assist/TO Ratio	10th [168th] (1.1)
Offensive Rebs Per Game	2nd [32nd] (14.0)
Defensive Rebs Per Game	10th [173rd] (25.8)
Defensive Rebound Pct.	10th (.681)
Offensive Rebound Pct.	1st (.405)
3-Point FG Made Per Game....	14th [305th] (5.4)

INDIVIDUAL

PLAYER	SEC [NCAA] (STAT)
--------	-------------------

3-Point Field-Goal Percentage

Jamal Murray.....	7th [109th] (.390)
-------------------	--------------------

3-Point Field Goals Per Game

Jamal Murray.....	6th [122nd] (2.5)
-------------------	-------------------

Assist-to-Turnover Ratio

Tyler Ulis.....	3rd [47th] (2.9)
-----------------	------------------

Assists Per Game

Tyler Ulis.....	4th [45th] (5.5)
-----------------	------------------

Blocked Shots Per Game

Skal Labissiere	3rd [50th] (2.0)
Marcus Lee	4th [65th] (1.9)

Defensive Rebounds Per Game

Alex Poythress.....	10th [237th] (4.8)
---------------------	--------------------

Double-Doubles

Alex Poythress.....	T6th [98th] (3)
Marcus Lee	T9th [184th] (2)

Free-Throw Percentage

Tyler Ulis.....	3rd [43rd] (.878)
-----------------	-------------------

Minutes Per Game

Tyler Ulis.....	1st [50th] (35.2)
Jamal Murray.....	6th [160th] (33.1)
Isaiah Briscoe.....	9th [30.4]

Offensive Rebounds Per Game

Marcus Lee	3rd [41st] (3.4)
Alex Poythress.....	[205th] (2.4)

Rebounds Per Game

Marcus Lee	T11th [201st] (7.2)
Alex Poythress.....	T11th [201st] (7.2)

Scoring

Jamal Murray.....	7th [36th] (16.7)
Tyler Ulis.....	22nd (12.8)

Steals Per Game

Isaiah Briscoe.....	T8th [206th] (1.5)
---------------------	--------------------

HONORING THE CATS

Isaiah Briscoe

- SEC Freshman of the Week (12/7/15)
- Wayman Tisdale Watch List

Skal Labissiere

- Wooden Award Watch List
- Kareem Abdul-Jabbar Award Watch List
- Preseason All-SEC First Team (Media)
- Preseason All-SEC First Team (Coaches)
- CBSSports.com Preseason All-America First Team
- Sporting News Preseason All-America Second Team
- SEC Co-Freshman of the Week (11/16/15)
- Wayman Tisdale Watch List
- Oscar Robertson Watch List
- Naismith Watch List

Marcus Lee

- Allstate Good Works Nominee

Jamal Murray

- SEC Freshman of the Week (12/14/15)
- Miami Hoophall Invite Most Valuable Player
- Wooden Award Watch List
- Sporting News Preseason All-America Third Team
- CBSSports.com Preseason All-America Second Team
- Preseason All-SEC Second Team (Coaches)
- Wayman Tisdale Watch List
- Oscar Robertson Watch List
- Naismith Watch List

Alex Poythress

- Julius Erving Award Watch List
- Preseason All-SEC Second Team (Media)
- Preseason All-SEC Second Team (Coaches)

Tyler Ulis

- SEC Player of the Week (12/28/15)
- College Basketball Talk (NBC Sports) National Player of the Week (12/28/15)
- Wooden Award Watch List
- Lute Olson Award Watch List
- Bob Cousy Award Watch List
- Preseason All-SEC First Team (Media)
- Preseason All-SEC First Team (Coaches)
- SEC Co-Player of the Week (11/23/15)
- Oscar Robertson Watch List
- Naismith Watch List

2015-16 SEASON NOTES

Calipari Wins 200th Career Game at UK in Record Time

With a thrilling 75-73 victory over rival Louisville, John Calipari captured his 200th career win at Kentucky faster than any coach in UK history -- and nearly faster than anyone has ever done it at any other school.

Calipari reached the 200-win plateau in his 240th career game at Kentucky. Rick Pitino, previously the fastest to 200 wins at UK prior to Calipari, didn't capture his 200th Wildcat win until his 249th game. The legendary Adolph Rupp reached 200 during his 250th game.

Not only did Calipari reach the 200-win mark in record pace at Kentucky, he also nearly set the all-time Division I mark. With the win over U of L, he became the second-fastest Division I men's basketball coach to reach 200 victories at a single school, behind only LIU-Brooklyn's Clair Bee, who achieved the feat in 231 games.

Calipari is one of just 11 head coaches in Division I men's basketball history with at least 200 victories at two different schools and just the fifth coach at Kentucky to reach the 200-win plateau.

He's currently the only coach in NCAA history with at least 189 victories at three different schools.

UK Continues Recent Dominance in Rivalry with 75-73 win over Louisville

Now 8-1 vs. Louisville under John Calipari, the No. 12/11 Kentucky Wildcats continued their impressive dominance over the No. 16/15 Cardinals with a thrilling 75-73 victory in Rupp Arena on Dec. 26.

In yet another memorable game in the nation's most heated rivalry, the Wildcats answered adversity in the first half, took a 16-point lead in the second half and then held on late to win their fourth straight in the series.

The Wildcats fell behind 34-30 after a technical foul on Calipari, but Kentucky responded with one of its best runs of the season, outscoring Louisville by a count of 22-2 from the end of the first half and into the second.

The Cardinals rallied and got as close as 65-64 with 5:34 remaining, but the Wildcats had an answer every time Louisville tried to take control with key shots down the stretch from Tyler Ulis, Dominique Hawkins and Jamal Murray. Louisville missed a 3-pointer as time expired to clinch another Kentucky victory.

UK received spirited performances from Ulis, Alex Poythress, Marcus Lee and, perhaps most notably, Hawkins. Filling in for starting guard Isaiah Briscoe, who turned his ankle in warmups just 30 minutes prior to the game, Hawkins, a Kentucky native, entered the rivalry's lore with a career-high 13 points on three 3-point field goals -- all of them coming at big turning points in the game.

Ulis, who was named the game's Most Valuable Player by the Bluegrass Sports Commission, tied a career-high with 21 points while dishing out eight assists and making a career-high-tying four 3-pointers. He became the first back-to-back winner of the MVP award since its inception in 2010.

Other notables:

- Calipari reached his 200th win at Kentucky, becoming the fastest coach in school history to 200 wins and the second fastest to do it at a single school in Division I history (Clair Bee won his 200th game at LIU-Brooklyn in his 231st game)
- Poythress scored six straight points early in the second half to give UK its biggest lead at 52-36. He finished with 14 points, six boards and a season-high three blocks
- With 12 points, Murray became the first Wildcat to score in double figures in 10 straight games since Julius Randle in 2013
- Hawkins was the first Kentucky native to score in double figures for the Wildcats vs. Louisville since Darius Miller did so in the 2012 Final Four
- UK hit a season-high 11 3-pointers

S-E-C! S-E-C! S-E-C!

Kentucky will open Southeastern Conference play Saturday vs. Ole Miss with the unquestionable reputation as the league's gold standard.

Since the SEC's inception in 1932-33, the Wildcats have been the most dominant team in the league, recording a 943-263 mark (.782) in conference play. Only two other teams have won more than 700 regular-season SEC games (Alabama, Tennessee) and no other team has a better winning percentage.

- UK has averaged 11.5 wins and only 3.2 losses per season in 82 seasons in the SEC
- The Wildcats have won 46 SEC titles and 28 SEC Tournament championships
- Kentucky has won 13 of the last 23 SEC Tournament titles

Kentucky Picked to Win SEC

A select panel of both SEC and national media members picked Kentucky to win its 47th SEC regular-season championship in 2015-16. It's the 11th time since the 1998-99 season the Wildcats are the overall preseason favorite.

UK has won the regular-season league title three times in John Calipari's six seasons and twice navigated through the regular-season conference schedule with a perfect record. Last season's 18-0 mark tied the most wins in SEC history.

Ulis Wins SEC, CBT Player of the Week

Tyler Ulis' sensational performance in Kentucky's 75-73 victory over No. 16/15 Louisville was more than enough to earn him SEC Player of the Week honors on Monday, as well as College Basketball Talk's (NBC Sports) national player of the week.

Ulis matched a career high with 21 points on a career-best four 3-pointers in the win over the Cardinals. The Chicago native also dished out a game-high eight assists, just one shy of matching a career best, and he committed just one turnover in 39 minutes of action.

2015-16 LEAD-DEFICIT COMPARISON

Opponent	Biggest Lead	Biggest Deficit	Biggest Run	Changes	Ties	Led	Trailed	Result
OTTAWA	59 (2nd)	N/A	16-0	0	0	39:47	0:00	UK won 117-58
KENTUCKY STATE	53 (2nd)	N/A	22-0	0	0	39:12	0:00	UK won 111-58
ALBANY	21 (2nd)	N/A	12-2	0	0	38:35	0:00	UK won 78-65
NJIT	34 (2nd)	6 (1st)	15-2	1	2	30:05	6:59	UK won 87-57
vs. Duke	16 (2nd)	2 (1st)	8-0	2	6	33:20	0:05	UK won 74-63
WRIGHT STATE	20 (2nd)	N/A	10-3	0	0	39:08	0:00	UK won 78-63
BOSTON	24 (2nd)	1 (1st)	18-2	2	0	39:17	0:26	UK won 82-62
vs. South Florida	31 (2nd)	2 (1st)	17-0	1	2	37:09	0:39	UK won 84-63
ILLINOIS STATE	16 (2nd)	6 (1st)	10-0	3	6	25:27	9:41	UK won 75-63
at UCLA	2 (1st)	15 (2nd)	5-0	1	1	0:30	38:10	UCLA won 87-77
EKU	21 (2nd)	N/A	12-0	0	0	39:42	0:00	UK won 88-67
ARIZONA STATE	23 (2nd)	1 (1st)	10-0	2	3	37:55	0:44	UK won 88-67
vs. Ohio State	3 (1st)	16 (2nd)	7-0	3	1	2:37	35:31	OSU won 74-67
LOUISVILLE	16 (1st)	5 (1st)	22-2	3	5	30:22	6:53	UK won 75-73
OLE MISS								
at LSU								
at Alabama								
MISSISSIPPI ST.								
at Auburn								
at Arkansas								
VANDERBILT								
MISSOURI								
at Kansas								
at Tennessee								
FLORIDA								
GEORGIA								
at S. Carolina								
TENNESSEE								
at Texas A&M								
ALABAMA								
at Vanderbilt								
at Florida								
LSU								

CATS ON THE CAREER CHARTS

Career Points		Career Steals	
1. Dan Issel	2,138	1. Wayne Turner	238
T92. Heshimu Evans	777	47. Jules Camara	75
T92. Walter Hirsch	777	- Tyler Ulis	51
94. Alex Poythress	765		
Career Rebounds		Career Blocked Shots	
1. Dan Issel	1078	1. Jamaal Magloire	268
51. Tommy Kron	500	26. DeMarcus Cousins	67
- Alex Poythress	496	T27. Marcus Lee	65
		T27. Alex Poythress	65
Career Assists			
1. Dirk Minniefeld	646		
45. Jay Shidler	203		
- Tyler Ulis	196		

NOTES CONTINUED

The 5-foot-9 guard was named the Bluegrass Sports Commission Most Valuable Player of the game for the second straight season, becoming the first multi-year winner since the award's inception in 2010.

In two career games against Louisville, Ulis has notched 35 points, 10 assists, one turnover and six made 3-pointers in 65 minutes.

Ulis also had a career day against UK's other top-25 ranked opponent this season in Duke. In two games this season against top-25 opponents, Ulis has averaged 19.5 points, 7.0 assists, 2.5 rebounds, 1.5 steals and 1.0 blocks.

Over his last five games, Ulis is averaging 7.0 assists per game. For the season, Ulis is averaging 12.8 points, second best on the team, and a team-high 5.5 assists. He's dished out five or more assists in eight of the 11 games he's played in.

This week's SEC honor marks the second of the season for Ulis, who also won SEC Player of the Week on Nov. 23.

Kentucky has now won an SEC award a league-high five times and picked up an honor in all but two of the seven weeks they've been awarded by the league thus far. Ulis leads the Wildcats with two SEC honors. Skal Labissiere, Isaiah Briscoe and Jamal Murray have each been named SEC Freshman of the Week this season.

Next Man Up

When starting freshman guard Isaiah Briscoe turned his ankle in warmups prior to the Louisville game, all it meant was an opportunity for another player. That man vs. the Cardinals was junior guard Dominique Hawkins.

The Kentucky native cemented his legacy in the rivalry's storied history with the best game of his career. Hawkins posted career highs in points (13), 3-pointers made (three) and minutes (26) to lead the Wildcats over the Cardinals.

But Hawkins is far from the only Wildcat who has embraced the "next man up" mentality and stepped up for the Wildcats this season.

In six of Kentucky's 12 games this season, a UK scholarship player has either not played or left the game with an injury or illness. It hasn't slowed the Wildcats down too much -- as evidenced by Kentucky's 10-2 record through a difficult nonconference schedule -- but it also speaks to UK's depth and, perhaps, strengthens the notion that we are yet to see the best from this team.

Best in the Bluegrass

Kentucky has been dominant against teams in the state under John Calipari. UK is 14-1 against in-state foes with Calipari at the helm, including 8-1 vs. Louisville.

Two of the victories over the Cardinals came in postseason play. UK has won four straight in the series and all four meetings in Rupp Arena.

Here's a list of the meetings between the state's two premier programs since Coach Cal took over at Kentucky:

- Jan. 2, 2010 - UK won 71-62 at Rupp Arena
- Dec. 31, 2010 - UK won 78-63 at Freedom Hall
- Dec. 31, 2011 - UK won 69-62 at Rupp Arena
- March 31, 2012 - UK won 69-61 at the Superdome (NCAA Final Four in New Orleans)
- Dec. 29, 2012 - Louisville won 80-77 at Freedom Hall
- Dec. 28, 2013 - UK won 73-66 at Rupp Arena
- March 28, 2014 - UK won 74-69 at Lucas Oil Stadium (NCAA Sweet 16 in Indianapolis)
- Dec. 27, 2014 - UK won 58-50 at Freedom Hall
- Dec. 26, 2015 - UK won 75-73 at Rupp Arena.

Bounce Back

The Wildcats don't lose very often during the John Calipari era, but when they do, they almost always bounce back.

UK is 29-6 under Calipari following a loss, including the victory over Louisville. Kentucky hasn't dropped back-to-back games since losing a pair to Arkansas and South Carolina on Feb. 27,

2015-16 SEASON NOTES

2014 and March 1, 2014, respectively.

Wynyard Joins Wildcats

With the 2015 fall semester now complete, 2016 fall signee Tai Wynyard has enrolled at the University of Kentucky a semester early and joined the Wildcats. He was eligible for UK's game against Ohio State.

Wynard, a 6-foot-10, 255-pound forward, graduated from his hometown school in Auckland, New Zealand. He was the youngest player to make the New Zealand National Team when he made the club at 16 years old.

The burly forward was named the most valuable player of the FIBA 3-on-3 World Championships after leading New Zealand to the gold medal. He was also a part of the World Select Team that edged the USA Junior National Select Team at the 2015 Nike Hoop Summit.

It has not been decided if Wynard will use the spring semester as a red-shirt opportunity or if he will suit up for the Wildcats this season.

Home-Court Advantage

Kentucky is currently on a 28-game win streak when playing in the friendly confines of Rupp Arena. UK's last home loss came on Feb. 27, 2014 in an overtime loss to Arkansas. With an all-time record of 537-64 (.894) in Rupp Arena, Kentucky's current run includes the following streaks:

- Under John Calipari, UK is 110-4 (.965) in Rupp Arena, including 62-1 (.984) against nonconference opponents
- Calipari is just nine wins shy of tying Tubby Smith for the second-most for any UK head coach in the arena
- Prior to the close victory over Louisville, UK had won 13 straight home games by at least 11 points, the longest such streak since a 27-game stretch from 1995-97
- Louisville shot 42.9 percent from the field. UK has held the last 53 home opponents and the last 81 nonconference home opponents to less than 50 percent from the field
- Kentucky has won its last 75 games in Rupp Arena when ranked in the top five of the Associated Press Top 25, dating back to the 2003-04 season

Ulis the Floor General

John Calipari has called sophomore point guard Tyler Ulis possibly the best floor general he's ever coached. Even amid lofty company (i.e. past Calipari point guards like Derrick Rose, Tyreke Evans, John Wall and Brandon Knight), the numbers back it up.

The Chicago native has posted 141 points and dished out 61 assists in his first 11 games of the season. He sat out the game vs. Illinois State with a right elbow injury.

Among the milestones Ulis has already achieved include:

- He became the first UK player with at least five assists in four consecutive games since Brandon Knight in 2010-11
- He was the first Wildcat with at least 15 points and at least five assists in three consecutive games since John Wall in 2009-10

- He was the first Kentucky player with at least five assists in at least seven of the first nine games played in a season since John Wall in 2009-10
- He was the first Wildcat with at least 15 points and at least five assists in three consecutive games since John Wall in 2009-10
- His nine assists vs. UCLA was the most by a Wildcat in a nonconference road game since Saul Smith dished out 10 vs. Michigan State on Dec. 16, 2000

Kentucky Elite under Cal

Since John Calipari took over the program in 2009-10, no one in the country has had more wins than Kentucky and only Duke has a better winning percentage. UK is 200-40 during that time span.

1. Duke: 193-38 (.8355)
2. Kentucky: 200-40 (.8333)
3. Kansas: 193-39 (.8319)
4. Gonzaga: 185-40 (.8222)
5. Wichita State: 180-43 (.8072)

**numbers through Dec. 26*

Murray Can Score with the Best of Them

Through 11 games of the season, it's already become quite clear freshman guard Jamal Murray is one of the best pure scorers UK has had during the John Calipari era.

He currently leads the Wildcats in scoring at 16.7 points per game. Only Brandon Knight, in 2010-11, has averaged more in a season under Calipari's watch.

And that only tells half the story:

- His 33 points vs. Ohio State were the second most in a single game in the Cal era
- His 27 second-half points vs. Ohio State were the most of any Wildcat under Cal
- He's made a 3-pointer in all 12 games this season, the only player in program history to hit at least one trey in his first 12 collegiate games
- His seven 3-pointers vs. Ohio State were the second most of the Calipari era
- He's scored in double figures in all but one game this season and 15 or more in eight of the 12 contests
- His 77.8 percentage from behind the arc vs. Ohio State tied for the second-best 3-point percentage in a single game in school history (with a minimum of nine attempts)
- He's the first Wildcat to score in double figures in 10 straight games since Julius Randle turned the trick in 2013

Lee Tabbed Good Works Nominee

Junior Marcus Lee was tabbed to the Allstate Good Works Team nominee list, the National Association of Basketball Coaches announced last week. The

OPPONENT CAPSULE

Ole Miss Rebels (10-2)

Head Coach: Andy Kennedy (eighth season)
Conference: SEC
Series vs. UK: UK leads 103-13

Key Players:

Stefan Moody, G, Sr.
 Sebastian Saiz, F, Jr.
 Tomasz Gielo, G, Sr.

Notes:

Leads SEC in scoring at 23.8 ppg
 Averaging a double-double (11.7 ppg, 10.2 rpg)
 Third-leading scorer at 9.2 ppg



How the Teams Match Up

	FG%	OPP FG%	3FG%	FT%	PPG	RPG	BPG	APG	SPG
	.470	.402	.317	.671	78.1	39.8	6.2	13.7	6.5
	.434	.408	.311	.724	77.0	40.3	3.7	13.0	7.8

2015-16 SEASON NOTES

five-member Division I team will be announced on Feb. 6, 2016.

- Lee has contributed more than 100 hours of community service while at UK
- He is a 2015 SEC Community Service Team member
- UK's SAAC treasurer
- Worked with various organizations such as God's Pantry, Salvation Army and Samaritan's Feet

Taking Care of Business

Kentucky's 43-15 record vs. opponents ranked in the Associated Press Top 25 is impressive, but the Wildcats' ability to beat all-comers can't be overlooked. Under John Calipari, UK is 157-25 vs. unranked competition, a .863 winning percentage.

The Wildcats' loss to UCLA was its first loss to an unranked opponent since March 1, 2014.

Always Efficient

According to Ken Pomeroy's calculations on kenpom.com, UK's teams under John Calipari have consistently ranked among the most efficient teams in the country per possession.

Year	Off (Rank)	Def (Rank)	Overall
2016	112.8 (22)	93.4 (17)	13th
2015	119.3 (5)	86.5 (2)	1st
2014	117.6 (10)	96.9 (41)	11th
2013	108.8 (42)	99.1 (129)	42nd
2012	122.9 (2)	88.2 (9)	1st
2011	118.1 (7)	90.4 (15)	6th
2010	116.1 (15)	86.2 (6)	3rd

**2015-16 rankings through Dec. 29*

Wall vs. Ulis

John Wall, the former No. 1 overall pick and first point guard during the John Calipari era, put up remarkable numbers in his one season at UK. Current UK floor general, Tyler Ulis, is keeping pace with Wall statistically through the first 12 games of the season.

Ulis has eight games with five or more assists while Wall had 10 through the same point in the season. Ulis protects the ball better than Wall did with just 21 turnovers compared with 45 for Wall. Each player missed one game during the team's first 12 contests, although Ulis missed an additional half against South Florida.

Here's a breakdown of their stats:

Player	PPG (Total)	RPG (T)	APG (T)	TO (T)	A/TO	SPG(T)
Wall	17.8 (196)	4.0 (44)	7.0 (77)	4.5 (49)	1.6	2.4 (26)
Ulis	12.8 (141)	3.4 (37)	5.5 (61)	1.9 (21)	2.9	1.3 (14)

Poythress Returning to Form

Senior Alex Poythress is quickly returning to the elite athlete that John Calipari expects him to be, after returning from a torn ACL in December of 2014.

Poythress posted double-doubles in back-to-back games vs. Wright State and Boston University (the third and fourth of his career), the first Kentucky senior to post consecutive double-doubles since Josh Harrellson in 2010-11.

He then broke out for a 21-point, 13-rebound effort in leading UK past Eastern Kentucky. The 21 points were the most since his career-high of 22 set during his freshman season, and the 13 rebounds marked a new career-best mark. It was the first 20-point, 10-rebound game of his career, and the 21 points were the most for a UK senior since his former teammate Julius Mays scored 24 points against Missouri in the 2012-13 season.

The senior forward is four rebounds shy of becoming the 52nd player in program history with 500 career boards.

High-Percentage Shots

Kentucky has scored a whopping 41.6 percent of its points on either layups or dunks, including 48 of the Wildcats' 74 points vs. No. 5/4 Duke. The Wildcats scored their first 16 made field goals against Eastern Kentucky in the paint and finished with 58 of their 88 points in the paint against the Colonels.

Why such high-percentage baskets? It starts on the defensive end where UK is forcing 13.0 turnovers per game. That's led to an average of 15.8 points off turnovers per game, many of the fastbreak variety.

Consistently Good

When you're everyone's Super Bowl, it's hard to stay at the top, but the Wildcats are doing exactly that under John Calipari.

Before falling out of the top five on Dec. 21, UK had been ranked in the top five of the Associated Press Top 25 for 24 consecutive weeks, the longest such streak since going 30 straight weeks in the top five from 1953-55.

Three is Better Than Two

UK has the nation's second-longest active streak of consecutive games with a made 3-pointer, knocking down at least one from long range in 951 consecutive games.

UK BY POSSESSION

Game	Offense PPP	Defense PPP
Albany	1.11	0.93
NJIT	1.21	0.79
vs. Duke	1.10	0.94
Wright State	1.11	0.90
Boston	1.15	0.87
vs. South Florida	1.25	0.94
Illinois State	0.99	0.83
at UCLA	1.10	1.24
Eastern Kentucky	1.21	0.92
Arizona State	1.01	0.82
vs. Ohio State	0.97	1.07
Louisville	1.10	1.07
Ole Miss		
at LSU		
at Alabama		
Mississippi State		
at Auburn		
at Arkansas		
Vanderbilt		
Missouri		
at Kansas		
at Tennessee		
at Texas A&M		
Alabama		
at Vanderbilt		
at Florida		
LSU		

Kentucky offensive high - 1.25 vs. South Florida
Kentucky offensive low - 0.97 vs. Ohio State

Opponent offensive high - 1.24 vs. UCLA
Opponent offensive low - 0.79 vs. NJIT

2015-16 SEASON NOTES

CATS IN THE NBA

At the beginning of the 2015-16 season, 21 former Wildcats were on an opening-day roster, more than any other school in the country. The following listing is as of opening day.

Name	Team
Eric Bledsoe	Phoenix Suns
Devin Booker	Phoenix Suns
Willie Cauley-Stein	Sacramento Kings
DeMarcus Cousins	Sacramento Kings
Anthony Davis	New Orleans Pelicans
Archie Goodwin	Phoenix Suns
Aaron Harrison	Charlotte Hornets
Terrence Jones	Houston Rockets
Enes Kanter	Oklahoma City Thunder
Brandon Knight	Phoenix Suns
Michael Kidd-Gilchrist	Charlotte Hornets
Trey Lyles	Utah Jazz
Jodie Meeks	Detroit Pistons
Nerlens Noel	Philadelphia 76ers
Patrick Patterson	Toronto Raptors
Tayshaun Prince	Minnesota Timberwolves
Julius Randle	Los Angeles Lakers
Rajon Rondo	Sacramento Kings
Karl-Anthony Towns	Minnesota Timberwolves
John Wall	Washington Wizards
James Young	Boston Celtics

Several former Wildcats are among the NBA league leaders in the major statistical categories. Stats are through Dec. 28. Former UK players are in **BOLD**.

Points Per Game

1. Stephen Curry (Warriors) - 30.8
6. **DeMarcus Cousins (Kings) - 25.0**
9. **Anthony Davis (Pelicans) - 23.6**
118. **Eric Bledsoe (Suns) - 20.4**

Rebounds Per Game

1. Andre Drummond (Pistons) - 16.3
14. **Anthony Davis (Pelicans) - 11.0**
8. **DeMarcus Cousins (Kings) - 10.6**
12. **Julius Randle (Lakers) - 9.4**
115. **Karl-Anthony Towns (Timberwolves) - 9.3**

Assists Per Game

1. **Rajon Rondo (Kings) - 11.4**
2. **John Wall (Wizards) - 9.**
114. **Eric Bledsoe (Suns) - 6.1**

Blocks Per Game

1. Hassan Whiteside (Heat) - 3.97
2. **Anthony Davis (Pelicans) - 2.74**
8. **Karl-Anthony Towns (Timberwolves) - 1.97**
116. **DeMarcus Cousins (Kings) - 1.45**

Field-Goal Percentage

1. DeAndre Jordan (Clippers) - .702
4. **Enes Kanter (Thunder) - .567**
7. **Karl-Anthony Towns (Timberwolves) - .534**

Steals Per Game

1. Kyle Lowry (Raptors) - 2.42
6. **John Wall (Wizards) - 2.11**
9. **Eric Bledsoe (Suns) - 2.03**
13. **Rajon Rondo (Kings) - 1.86**

Double-Doubles

1. Andre Drummond (Pistons) - 27
12. **Anthony Davis (Pelicans) - 19**
17. **John Wall (Wizards) - 15**
110. **DeMarcus Cousins (Kings) - 14**
- Rajon Rondo (Kings) - 14**
- Karl-Anthony Towns (Timberwolves) - 14**
115. **Julius Randle (Lakers) - 12**

The Cats' last game without a made 3-pointer came against Seton Hall on Nov. 26, 1988 a "three-point" loss in the Great Alaska Shootout.

Through games on Dec. 26, UNLV holds the nation's longest streak with 954 consecutive games with a made 3-pointer.

From the Hunted to the Hunter

As the winningest program in Division I college basketball and eight-time national champions, Kentucky is used to having a target on its back. However, the Wildcats are pretty good at playing the role of the hunted as well.

UK's victory over Duke marked the 11th NCAA defending national champion that the Wildcats have defeated in school history.

- Holy Cross (3/20/1948)
- La Salle (12/22/1954)
- Indiana (12/6/1976)
- Indiana (12/8/1981)
- Louisville (12/27/1986)
- Indiana (12/5/1987)
- Arkansas (3/12/1995)
- Florida (3/9/2008)
- North Carolina (12/5/2009)
- Louisville (12/28/2013, 3/28/2014)
- Duke (11/17/2015)

National Attention

Kentucky basketball always garners the eyes of the country as UK routinely draws some of the highest national rating numbers on TV for college basketball games. Of course, this season is no different.

UK's game against Duke in the Champions Classic was WatchESPN's most-watched college basketball game ever. Additionally, the game averaged 3,120,000 viewers, the second-most watched Champions Classic game during the event's history.

Triple Double-Double

Three different Wildcats tallied a double-double in the first five games of the season.

Guard Isaiah Briscoe had 11 points and 12 rebounds against NJIT and then junior Marcus Lee and senior Alex Poythress pulled down 10 points and 10 rebounds in games vs. Duke and Wright State, respectively.

It was the first time since 2009-10 that three different players contributed a double-double in the first five games. DeMarcus Cousins, Patrick Patterson and John Wall achieved the feat through the opening five games in 2009-10.

Forever Young

Kentucky began the 2015-16 season with two veterans in the starting lineup in junior Marcus Lee and sophomore Tyler Ulis.

However, Kentucky once again checks in as one of the youngest teams in terms of experience, according to kenpom.com. UK ranks No. 341 out of 351 in terms of experience per minute.

Still Big, Still Dominant on the Glass

Though Kentucky isn't quite as big and as long as it was last season, the Wildcats are still one of the tallest teams in the country and still appear to be one of the best on the boards.

Against NJIT, Kentucky grabbed 31 more rebounds than the Highlanders, the best mark of the John Calipari era. The 54 total rebounds ranked as the fourth most of the Coach Cal era, and the 22 offensive rebounds tied for the fourth most in Calipari's seven seasons.

The Wildcats rank first in the Southeastern Conference in offensive rebound percentage (.405) and second in rebounds allowed per game (32.7), rebound margin (plus-7.1) and offensive rebounds per game (14.0).

Time to Start Some New Streaks

The Wildcats' loss at UCLA halted several impressive streaks Kentucky had going:

- Kentucky had won 38 consecutive regular-season games before the loss. UK had not lost since dropping a road contest at Florida on March 8, 2014
- It was the first loss to an unranked opponent since March 1, 2014, halting that streak at 41 straight wins
- UCLA's 52.8-percent shooting was the first time the Wildcats had allowed an opponent to shoot better than 50 percent since Wichita State did it on March 23, 2014, a 50-game streak

Wildcats Face Tough Nonconference Slate

Entering conference play, of course, signals the end of nonconference play -- or close to it. The Wildcats still have a Jan. 30 date with Kansas in the middle of the conference season.

UK's 13-game nonconference schedule features 10 games against teams who advanced to the postseason in 2014-15. That list includes national champion Duke in the third game of the season at the Champions Classic in the United Center in Chicago, which UK won.

In addition to Duke and the upcoming game at Kansas, the Wildcats took on powerhouses such as UCLA, Ohio State and the annual rivalry game with Louisville.

As of Dec. 29, a time in which most teams have completed their nonconference schedule, UK's noncon-

2015-16 SEASON NOTES

fernece schedule was ranked 27th in the country.

Wildcat Trio Tabled Preseason All-SEC by Media

UK sophomore guard Tyler Ulis and freshman forward Skal Labissiere were tabbed to the six-man All-SEC First Team alongside Danuel House (Texas A&M), Damian Jones (Vanderbilt), Stefan Moody (Ole Miss) and Ben Simmons (LSU).

Senior forward Alex Poythress was named to the All-SEC Second Team with Dorian Finney-Smith (Florida), Malik Newman (Mississippi State), Charles Mann (Georgia), Tim Quarterman (LSU) and Alex Caruso (Texas A&M).

Another Four Named Preseason All-SEC by SEC Coaches

Kentucky led the Southeastern Conference with four players on the coaches' preseason All-SEC teams, two more than any other school.

Sophomore Tyler Ulis and freshman Skal Labissiere were named to the All-SEC First Team while senior Alex Poythress and freshman Jamal Murray made the All-SEC Second Team.

Four Wildcats on National Preseason Watch Lists

Yet again blessed with elite talent and tremendous depth, four Wildcats are on preseason watch lists for major national awards.

Skal Labissiere, Jamal Murray and Tyler Ulis were all tabbed to both the Naismith and the USBWA Oscar Robertson watch lists for national players of the year, while Isaiah Briscoe, Labissiere and Murray were placed on the USBWA's Wayman Tisdale Award watch list for the nation's top-performing freshman.

Isaiah Briscoe – Wayman Tisdale Watch List

Skal Labissiere – Wayman Tisdale Watch List, Naismith Watch List, Oscar Robertson Watch List

Jamal Murray - Wayman Tisdale Watch List, Naismith Watch List, Oscar Robertson Watch List

Tyler Ulis – Naismith Watch List, Oscar Robertson Watch List

Kentucky Signs Super Six in 2016 Class

The Kentucky men's basketball program has put together one of the strongest recruiting classes of all time, signing six of the nation's top players during the early fall signing period. Highly rated prospects Edrice "Bam" Adebayo, De'Aaron Fox, Wenyen Gabriel, Sacha Killeya-Jones, Malik Monk and Tai Wynyard have all signed with UK.

All six players are consensus four- or five-star prospects, and four are ranked in the top 10 by the major national recruiting services. In a class stocked full of highly regarded players, national analysts are already calling this the nation's top signing haul for 2016.

In every season in the Calipari era, the Wildcats have signed either the nation's No. 1 or No. 2 recruiting class. UK looks to continue that streak with the latest additions of Adebayo, Fox, Gabriel, Killeya-Jones, Monk and Wynyard.

- Edrice "Bam" Adebayo, F, 6-9, 230 - ranked as high as No. 6 overall by Rivals and ESPN
- De'Aaron Fox, G, 6-3, 170 - ranked as high as No. 2 overall by 247Sports
- Wenyen Gabriel, F, 6-9, 200 - ranked as high as No. 10 overall by Scout
- Sacha Killeya-Jones, F, 6-10, 207 - ranked as high as No. 16 by 247Sports
- Malik Monk, G, 6-3, 185 - ranked as high as No. 5 overall by 247Sports and ESPN
- Tai Wynyard, F, 6-9, 230

Another Historic NBA Draft for UK

A record six Wildcats were selected in the 2015 NBA Draft in June, tying Kentucky's NBA record set in 2012. Also tying an NBA record, four Wildcats were selected in the NBA lottery (the opening 14 picks). Karl-Anthony Towns was selected No. 1 overall, the program's third No. 1 overall selection since 2010.

John Calipari has had 25 players selected in the NBA Draft since becoming UK's head coach. Nineteen players have gone in the first round, and he's had three players taken No. 1 overall.

Calipari has had two or more players selected in the NBA Draft in eight consecutive seasons dating back to his time as the head coach at Memphis. He has had at least one player selected in the top 10 of the draft in each of the last eight seasons. No other school has even a first rounder in eight straight seasons.

Though Aaron Harrison went undrafted, he was signed by the Charlotte Hornets in the summer and made the Hornets' opening-day roster.

- 1st - Karl-Anthony Towns (Minnesota Timberwolves)
- 6th - Willie Cauley-Stein (Sacramento Kings)
- 12th - Trey Lyles (Utah Jazz)
- 13th - Devin Booker (Phoenix Suns)
- 44th - Andrew Harrison (Memphis Grizzlies)
- 48th - Dakari Johnson (Oklahoma City Thunder)

Kentucky's NBA Footprint Continues to Grow

The nation's most prolific NBA player-producing program once again leads the country with 21 players on an opening-day NBA roster.

Of the 446 players in the NBA to start the 2015-16 season, approximately 4.7 percent played college basketball at Kentucky. The Wildcats bettered any other college program by two players as the NBA season opened.

Kentucky's NBA dominance was best represented in Phoenix and Sacramento, where a combined seven Wildcats started the 2015-16 season on the respective rosters. Eric Bledsoe, Devin Booker, Archie Goodwin

STREAKS

Overall	Won 1
Unranked Teams anywhere	Lost 1
Ranked Teams anywhere	Won 2
Home	Won 28
Home SEC	Won 10
Home nonconference	Won 32
Home unranked nonconference	Won 28
Home ranked teams	Won 3
Home unranked teams	Won 24
Road	Lost 1
Road SEC	Won 9
Road ranked teams	Won 1
Road unranked teams	Lost 1
Neutral	Lost 1
Neutral ranked teams	Won 1
Neutral unranked teams	Lost 1

Active Consecutive Made Starts

Jamal Murray	11
Tyler Ulis	5
Alex Poythress	4
Marcus Lee	1
Charles Matthews	1

Active Consecutive Made Free Throws

Derek Willis	16
Skal Labissiere	11
Marcus Lee	4
Jonny David	2
Dominique Hawkins	2
Tyler Ulis	1
Isaac Humphries	1
Charles Matthews	1
Jamal Murray	1
Alex Poythress	1

Active Consecutive Games with a 3-Pointer

Jamal Murray	12
Tyler Ulis	8
Dominique Hawkins	1
Derek Willis	1

2015-16 SEASON NOTES

and Brandon Knight were all part of the Phoenix Suns' opening-day roster, while former UK stars Willie Cauley-Stein, DeMarcus Cousins and Rajon Rondo started the year in Sacramento.

Two other franchises – the Charlotte Hornets (Aaron Harrison, Michael Kidd-Gilchrist) and the Minnesota Timberwolves (Tayshaun Prince, Karl-Anthony Towns) – opened the season with two Wildcats apiece.

Success Rate Continues at 2015 Graduation

Four Wildcats -- Alex Poythress, Tod Lanter, Brian Long and Sam Malone -- all received their undergraduate degrees during the university's May 2015 commencement ceremonies, continuing the remarkable Success Rate under Calipari.

All 14 players who have been eligible to graduate by the end of their senior years in the Calipari era have received their degrees, including three players (Poythress, Patrick Patterson and Jarrod Polson) who completed their undergraduate degrees in three years.

Additionally, the team received an academic award in May for its Academic Progress Rate score. The Wildcats placed in the top 10 percent of Division I men's basketball schools. The APR provides a real-time look at a team's academic success by the progress of each student-athlete on scholarship.

Calipari, Dampier Enshrined in Naismith HOF

Kentucky Wildcats John Calipari and Louie Dampier were enshrined in the Naismith Memorial Basketball Hall of Fame in September. The fraternity of basketball legends is considered to be one of the ultimate honors in the sport.

Calipari and Dampier were two of 11 basketball legends in the Class of 2015 and the ninth and 10th UK representatives, respectively, to join basketball's fraternity of legends.

A Winning Institution

Both the UK men's and women's basketball teams posted a sixth straight 20-win season in 2014-15. Kentucky is currently one of just four institutions (UK, BYU, Duke and Gonzaga) in the NCAA that has seen both its men's and women's basketball programs tally 20 or more wins in six consecutive seasons.

COMPARING THE CALIPARI ERA THROUGH THE NON-CONFERENCE SEASON

A look at UK's statistics through 12 games throughout the John Calipari era ...

Year	FG%	Opp. FG%	3-Pt. FG%	FT%	RPG	Assts.	Tos.	Blks.	Stls.	Pts.	PPG	Record
2016	.470	.402	.317	.671	39.8	164	156	74	78	937	78.1	10-2
2015	.475	.300	.314	.659	41.6	208	135	104	102	921	76.8	12-0
2014	.482	.381	.317	.675	44.1	152	156	89	49	978	81.5	9-3
2013	.489	.386	.369	.633	38.8	190	150	92	93	940	78.3	8-4
2012	.499	.349	.367	.692	41.3	176	147	112	90	987	82.2	11-1
2011	.464	.378	.412	.687	41.2	160	132	79	68	966	80.5	10-2
2010	.501	.379	.421	.697	42.5	194	198	95	87	981	81.8	12-0

LINEUP BREAKDOWN

A breakdown of Kentucky's most used lineups, including a breakdown of each lineup's +/- statistics:

Most Frequent Lineups	Total Minutes	Points For	Points Against	+/-	+/- per 40 min.
Lee, Ulis, Murray, Poythress, Briscoe	53:15	100	66	+34	+25.23
Lee, Labissiere, Ulis, Murray, Briscoe	48:31	99	64	+35	+28.26
Labissiere, Ulis, Murray, Poythress, Briscoe	42:40	95	75	+20	+18.75
Lee, Ulis, Matthews, Murray, Poythress	18:25	33	26	+7	+15.00
Lee, Labissiere, Ulis, Murray, Willis	15:43	39	34	+5	+12.73
Lee, Labissiere, Ulis, Matthews, Murray	12:41	29	16	+13	+41.00
Lee, Ulis, Murray, Poythress, Hawkins	12:09	19	28	-9	-29.63
Lee, Ulis, Murray, Willis, Briscoe	10:45	25	19	+6	+22.33
Ulis, Murray, Poythress, Humphries, Briscoe	10:27	18	17	+1	+3.83

UK'S RECORD WHEN		
KENTUCKY RECORD	ALL	SEC
Leading at halftime:	9-0	0-0
Tied at the half:	1-0	0-0
Trailing at halftime:	0-2	0-0
Shoot 50% or higher:	5-0	0-0
Shoot less than 50%:	5-2	0-0
Shoot higher % than opp.:	10-0	0-0
Shoot lower % than opp.:	0-2	0-0
Opp. shoot worse than 50%:	10-1	0-0
Opp. shoot 50% or higher:	0-1	0-0
Score less than 60 points:	0-0	0-0
Score 60-69 points:	0-1	0-0
Score 70-79 points:	6-1	0-0
Score 80-89 points:	4-0	0-0
Score 90-99 points:	0-0	0-0
Score 100+ points:	0-0	0-0
Opp. score less than 60 pts.:	2-0	0-0
Opp. score 60-69 pts.:	7-0	0-0
Opp. score 70-79 pts.:	1-1	0-0
Opp. score 80-89 points:	0-1	0-0
Opp. score 90-99 points:	0-0	0-0
Opp. score 100+ points:	0-0	0-0
Outrebounded opponent:	7-0	0-0
Outrebounded by opponent:	1-2	0-0
Equal number of rebounds:	2-0	0-0
Fewer turnovers than opp.:	5-1	0-0
Same turnovers as opp.:	3-0	0-0
More turnovers than opp.:	2-1	0-0
Make 8 or more 3-pointers:	1-2	0-0
Make 7 or fewer 3-pointers:	9-0	0-0
Games decided by 5 or fewer:	1-0	0-0
Overtime games:	0-0	0-0
On CBS:	1-1	0-0
On ESPN/ESPN2/ESPNU:	5-1	0-0
On Fox Sports1:	0-0	0-0
On SEC Network/(+):	4-0	0-0
On ABC:	0-0	0-0
On FSN:	0-0	0-0
On CSS:	0-0	0-0
vs. SEC at Home:	0-0	0-0
vs. SEC on Road:	0-0	0-0
Games vs. ranked opp.:	2-0	0-0
Games following a loss:	2-0	0-0
Games following a win:	7-2	0-0
More points in the paint:	8-0	0-0
Fewer/Same points in the paint:	2-2	0-0
More bench points than opp.:	8-1	0-0
Fewer or same bench pts.:	2-1	0-0
More 2nd-chance points:	5-0	0-0
Fewer or same 2nd chance pts.:	5-2	0-0
More or same points off TOs:	9-0	0-0
Fewer points off TOs:	1-2	0-0
On Monday:	1-0	0-0
On Tuesday:	2-0	0-0
On Wednesday:	1-0	0-0
On Thursday:	0-1	0-0
On Friday:	3-0	0-0
On Saturday:	3-1	0-0
On Sunday:	0-0	0-0
In November:	7-0	0-0
In December:	3-2	0-0
In January:	0-0	0-0
In February:	0-0	0-0
In March:	0-0	0-0
In April:	0-0	0-0

WIN/LOSS MARGIN		
MARGIN	W	L
1		
2	1	
3		
4		
5		
6		
7		1
8		
9		
10		1
11-15	5	
16-20	1	
21+	3	

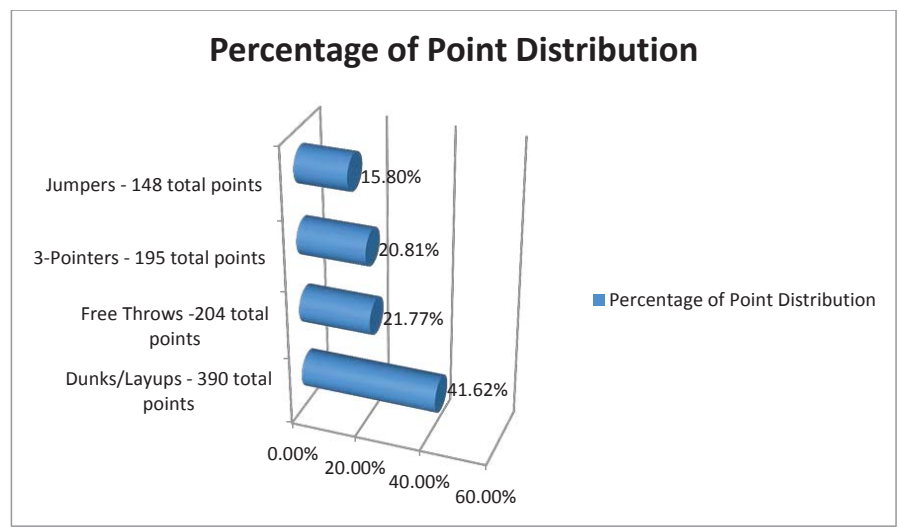
MISCELLANEOUS STATS													
Player	Times Led					Games With					Total		
	Pts. Rebs.	Assts.	Stls.	Blks.	10+ Pts	20+ Pts	10+ Rebs	3+Assts	3+Blks	3+Stls	3+ 3's	Dunks	Dbl-Dbls(Career)
00-Lee	-	7	-	2	6	7	-	4	1	4	-	12	2 (2)
1-Labissiere	2	-	-	1	6	5	1	-	-	4	-	11	-
3-Ulis	3	-	8	5	-	7	2	-	9	-	1	-	-
4-Matthews	-	-	-	1	-	1	-	-	-	-	-	3	-
10-David	-	-	-	-	-	-	-	-	-	-	-	-	-
11-Mulder	-	-	-	-	-	-	-	-	-	-	-	-	-
13-Briscoe	2	2	3	5	-	7	1	1	3	-	1	-	1 (1)
14-Wynyard	-	-	-	-	-	-	-	-	-	-	-	-	-
15-Humphries	-	1	-	-	1	-	-	-	-	-	-	-	-
22-Poythress	1	3	-	1	2	5	1	3	-	1	-	16	3 (5)
23-Murray	4	-	1	3	-	11	2	-	5	-	2	6	-
24-Floreal	-	-	-	-	-	-	-	-	-	-	-	-	-
25-Hawkins	-	-	-	-	-	1	-	-	-	-	1	-	-
35-Willis	-	1	-	-	-	2	-	-	1	-	1	2	-

STARTING LINEUPS					
Record	Guard	Guard	Guard	Forward	Forward
4-1	Tyler Ulis	Isaiah Briscoe	Jamal Murray	Marcus Lee	Skal Labissiere
2-1	Tyler Ulis	Isaiah Briscoe	Jamal Murray	Alex Poythress	Skal Labissiere
1-0	Tyler Ulis	Jamal Murray	Charles Matthews	Marcus Lee	Skal Labissiere
1-0	Tyler Ulis	Derek Willis	Jamal Murray	Marcus Lee	Skal Labissiere
1-0	Isaiah Briscoe	Jamal Murray	Charles Matthews	Alex Poythress	Skal Labissiere
1-0	Tyler Ulis	Jamal Murray	Charles Matthews	Alex Poythress	Marcus Lee

TRACKING THE CATS				
Player	Charges Drawn	UK's First Sub	Traditional 3-Point Plays	Clutch FT-FTA (Last 5:00/OT)*
00-Lee	1	4	2	0-0 (.000)
1-Labissiere	-	1	1	0-0 (.000)
3-Ulis	2	-	-	0-0 (.000)
4-Matthews	-	3	1	0-0 (.000)
10-David	-	-	-	0-0 (.000)
11-Mulder	-	-	-	0-0 (.000)
13-Briscoe	-	2	1	1-2 (.000)
14-Wynyard	-	-	-	0-0 (.000)
15-Humphries	-	-	1	0-0 (.000)
22-Poythress	-	4	3	1-3 (.33)
23-Murray	1	-	1	4-7 (.571)
24-Floreal	-	-	-	0-0 (.000)
25-Hawkins	1	1	1	6-6 (1.000)
35-Willis	1	3	-	0-0 (.000)

*single-digit game with 5:00 to play

HOW THE CATS ARE SCORING



TEAM'S FAST FACTS
Shooting Percentage: .470
Avg. Assists Per Game: 13.7
Points off Turnovers Avg.: 15.8
Second-Chance Points Avg.: 15.4
Points in the Paint Avg.: 38.8
Fast Break Points Avg.: 8.7
Bench Points Avg.: 19.7
Points Per Possession Avg.: 1.1101
Avg. Time of Possession: 16.7

HOW UK SCORED ITS FIRST POINTS				
PLAYER	DUNK/LAYUP	JUMPER	3PT	FT
00-Lee	1	1		
1-Labissiere		1		
3-Ulis		1		
4-Matthews	1			
10-David				
11-Mulder				
13-Briscoe			2	
14-Wynyard				
15-Humphries				
22-Poythress	1	1		1
23-Murray	1	1		
24-Floreal				
25-Hawkins				
35-Willis				

GAME-BY-GAME LEADERS

Date	Opponent	Result	Points	Rebounds	Blocks	Steals	Assists
11/2	Ottawa #	W, 117-58	Murray - 22 [^]	Murray - 12 [^]	Three with 2 [^]	Murray - 3 [^]	Ulis - 10 [^]
11/6	Kentucky State #	W, 111-58	Labissiere - 22 [^]	Lee - 11 [^]	Poythress - 4 [^]	Two with 3 [^]	Willis - 5 [^]
11/13	Albany	W, 78-65	Murray - 19 [^]	Lee - 8 [^]	Labissiere - 4 [^]	Murray - 3	Murray - 8 [^]
11/14	NJIT	W, 87-57	Labissiere - 26 [^]	Briscoe - 12 [^]	Lee - 3 [^]	Briscoe - 2	Ulis - 5 [^]
11/17	vs. #5/4 Duke ¹	W, 74-63	Ulis - 18 [^]	Lee - 10	Two with 2	Murray - 4 [^]	Ulis - 6 [^]
11/20	Wright State	W, 78-63	Ulis - 21 [^]	Poythress - 10 [^]	Labissiere - 1 [^]	Ulis - 2 [^]	Ulis - 5 [^]
11/24	Boston	W, 82-52	Labissiere - 16 [^]	Poythress - 10 [^]	Labissiere - 3 [^]	Two with 3 [^]	Ulis - 6 [^]
11/27	vs. South Florida ²	W, 84-63	Murray - 21 [^]	Two with 6	Labissiere - 3 [^]	Two with 2 [^]	Briscoe - 7 [^]
11/30	Illinois State	W, 75-63	Briscoe - 18	Lee - 12 [^]	Two with 2 [^]	Matthews - 2 [^]	Briscoe - 3 [^]
12/3	at UCLA	L, 87-77	Briscoe - 20	Two with 6	Labissiere - 2 [^]	Two with 2 [^]	Ulis - 9 [^]
12/9	Eastern Kentucky	W, 88-67	Poythress - 21 [^]	Poythress - 13 [^]	Lee - 5 [^]	Briscoe - 2 [^]	Ulis - 8 [^]
12/12	Arizona State	W, 72-58	Murray - 17 [^]	Lee - 7 [^]	Lee - 5 [^]	Briscoe - 2 [^]	Ulis - 5 [^]
12/19	vs. Ohio State ³	L, 74-67	Murray - 33 [^]	Lee - 9	Two with 2	Lee - 2	Briscoe - 7 [^]
12/26	Louisville	W, 75-73	Ulis - 21	Lee - 7	Poythress - 3 [^]	Four with 1	Ulis - 8 [^]
1/2	Ole Miss						
1/5	at LSU						
1/9	at Alabama						
1/12	Mississippi State						
1/16	at Auburn						
1/21	at Arkansas						
1/23	Vanderbilt						
1/27	Missouri						
1/30	at Kansas						
2/2	at Tennessee						
2/6	Florida						
2/9	Georgia						
2/13	at South Carolina						
2/18	Tennessee						
2/20	at Texas A&M						
2/23	Alabama						
2/27	at Vanderbilt						
3/1	at Florida						
3/5	LSU						

[^] - Game Leader

- 1 - Chicago (Champions Classic)
- 2 - Miami (Hoophall Miami Invitational)
- 3 - Brooklyn, N.Y. (CBS Sports Classic)
- # - exhibition contest

Times Led Points	Times Led Rebounds	Times Led Blocks	Times Led Steals	Times Led Assists
Murray - 4	Lee - 7	Labissiere - 6	Briscoe - 5	Ulis - 8
Ulis - 3	Poythress - 3	Lee - 6	Ulis - 5	Briscoe - 3
Briscoe - 2	Briscoe - 2	Poythress - 2	Murray - 3	Murray - 1
Labissiere - 2	Humphries - 1	Humphries - 1	Lee - 2	
Poythress - 1	Willis - 1		Labissiere - 1	
			Matthews - 1	
			Poythres - 1	



THE LAST TIME ...

INDIVIDUALS

Scored 25 Points: Jamal Murray (33) vs. Ohio State, 12/19/15

Scored 30 Points: Jamal Murray (33) vs. Ohio State, 12/19/15

Scored 35 Points: Terrence Jones (35) vs. Auburn, 1/11/11

Scored 40 Points: Jodie Meeks (45) at Arkansas, 2/14/09

Scored 45 Points: Jodie Meeks (45) at Arkansas, 2/14/09

Scored 50 Points: Jodie Meeks (54) at Tennessee, 1/13/09

Two Players Had 20 Points: Aaron Harrison (21)/James Young (20), vs. LSU, 2/22/14

Three Players Had 20 Points: DeMarcus Cousins (27)/John Wall (21)/Patrick Patterson (20) vs. Sam Houston State, 11/19/09

Two Players Had 30 Points: Patrick Patterson (33) and Jodie Meeks (32) vs. Tennessee State, 12/22/08

Scored 20 Points in Two Straight Games: James Young (2) 1/28/14-2/1/14

Scored 20 Points in Three Straight Games: Julius Randle (3) 11/08/13 - 11/12/13

Scored 20 Points in Four Straight Games: Alex Poythress (4) 11/13/12 - 11/23/12

Scored 20 points in Five Straight Games: Jodie Meeks (9) 12/29/08 - 1/31/09

Scored 20 points in Six Straight games: Jodie Meeks (9) 12/29/08 - 1/31/09

Scored 20 points in Seven Straight games: Jodie Meeks (9) 12/29/08 - 1/31/09

Scored 20 points in Eight Straight games: Jodie Meeks (9) 12/29/08 - 1/31/09

Scored 20 points in Nine Straight games: Jodie Meeks (9) 12/29/08 - 1/31/09

Scored 20 points in 10 Straight games: Kevin Grevey (12) 12/20/74 - 1/27/75

Scored 20 points in 12 Straight games: Kevin Grevey (12) 12/20/74 - 1/27/75

Scored 25 Points in Three Straight Games: Tayshaun Prince (3) 3/11/-01-3/17/01

Scored 30 Points in Two Straight Games: Jodie Meeks vs. Appalachian State (46) 12/20/08; vs. Tennessee State (32) 12/22/08

Scored 30 Points in Three Straight Games: Dan Issel (6) 2/14/70-3/2/70

Scored in double figures in 10 straight Games: Jamal Murray (10) 11/17/15-12/26/15

Scored in double figures in 15 straight Games: Brandon Knight (28) 11/30/10 - 3/13/11

Scored in double figures in 20 straight Games: Brandon Knight (28) 11/30/10 - 3/13/11

Scored in double figures in 25 straight Games: Brandon Knight (28) 11/30/10 - 3/13/11

Scored in double figures in 30 straight Games: Jodie Meeks (32) 11/14/08 - 3/12/09

Five Players Scored in Double Figures: Skal Labissiere (16), Tyler Ulis (15), Alex Poythress (14), Jamal Murray (12), Isaiah Briscoe (11) vs. Boston U., 11/24/15

Six Players Scored in Double Figures: Karl-Anthony Towns (19), Aaron Harrison (18), Dakari Johnson (13), Andrew Harrison (12), Devin Booker (11), Tyler Ulis (10) vs. Auburn, 2/21/15

Seven Players Scored in Double Figures: Randolph Morris (17), Kelenna Azubuike (15), Patrick Sparks (14), Chuck Hayes (12), Rajon Rondo (11), Ravi Moss (10) and Ramel Bradley (10) vs. Mississippi State 2/19/05

Four Players with 15 or more points: Julius Mays (24), Alex Poythress (21), Archie Goodwin (18), Ryan Harrow (15) vs. Missouri, 2/23/13

Double-Double: Alex Poythress (21 points, 13 rebounds) vs. Eastern Kentucky, 12/9/15

Triple-Double: Chris Mills (19 points, 10 rebounds, 10 assists) vs. Austin Peay, 12/27/88

20-10 Game: Alex Poythress (21 points, 13 rebounds) vs. Eastern Kentucky, 12/9/15

20-15 Game: Julius Randle (23 points, 15 rebounds) vs. UNC Asheville, 11/8/13

30-10 Game: Tayshaun Prince (33 points, 11 rebounds) vs. Tennessee State, 12/22/98

Back-to-back 20-10 Games: Julius Randle (2) 11/8/13-11/10/13

Three Straight 20-10 Games: Julius Randle (3) 11/8/13-11/12/13

Double-Double in Points and Rebs.: Alex Poythress (21 points, 13 rebounds) vs. Eastern Kentucky, 12/9/15

Double-Double in Points and Assists: Marquis Teague (12 points, 10 assists) vs. Florida, 2/7/12

Double-Double in Points and Blocks: Never

Double-Double in Points and Steals: Never

Double-double in two consecutive games: Alex Poythress (10 pts, 10 rebs) vs. Wright State, (11/20/15), (14 pts, 10 rebs) vs. Boston U., (11/24/15)

Double-double in three consecutive games: - Julius Randle (19p, 15r) vs. Kansas State, 3/21/14; (13 p, 10 r), vs. Wichita State, 3/23/14; (15 p, 12 r), vs. Louisville, 3/28/14; (16 p, 11 r), vs. Michigan, 3/30/14

Double-double in four consecutive game: Julius Randle (19p, 15r) vs. Kansas State, 3/21/14; (13 p, 10 r), vs. Wichita State,

3/23/14; (15 p, 12 r), vs. Louisville, 3/28/14; (16 p, 11 r), vs. Michigan, 3/30/14

Double-double in five consecutive game: Julius Randle (14p, 10r) at Arkansas, (2/27/14); (10p, 15r) at South Carolina (3/1/14); (12 p, 11 r) vs. Alabama, (3/4/14); (16 p, 10 r) at Florida, (3/8/14); (17 p, 16 r) vs. LSU, (3/14/14); (12 p, 11 r) vs. Georgia, (3/15/14)

Double-double in six consecutive games: Julius Randle (14p, 10r) at Arkansas, (2/27/14); (10p, 15r) at South Carolina (3/1/14); (12 p, 11 r) vs. Alabama, (3/4/14); (16 p, 10 r) at Florida, (3/8/14); (17 p, 16 r) vs. LSU, (3/14/14); (12 p, 11 r) vs. Georgia, (3/15/14)

Double-double in seven consecutive games: Julius Randle (7) 11/18/13-11/27/13

Double-double in 10 consecutive games: Jim Andrews, 1972-73 season

Two players record double-doubles: Willie Cauley-Stein (16 points, 13 rebounds), Julius Randle (14 points, 10 rebounds) vs. Arkansas, 2/27/14

Three players record double-doubles: DeMarcus Cousins (19 pts, 14 rebs)/Patrick Patterson (19 pts, 10 rebs)/John Wall (18 pts, 10 rebs) at Mississippi State, 2/16/10

Four players record double-doubles: Jack Givens (30 pts, 13 rebs)/Kyle Macy (16 pts, 10 assts)/Mike Phillips (22 pts, 18 rebs)/Rick Robey (23 pts, 13 rebs) vs. Southern Methodist, 11/26/77

Five players record double-doubles: Never

Made 12 FG in a game: Jamal Murray (13) vs. Ohio State, 12/19/15

Made 15 FG in a game: Jodie Meeks (17) at Arkansas, 2/14/09

Made 16 FG in a game: Jodie Meeks (17) at Arkansas, 2/14/09

Made 17 FG in a game: Jodie Meeks (17) at Arkansas, 2/14/09

Made 18 FG in a game: Melvin Turpin (18) vs. Georgia, 3/8/84

Made 19 FG in a game: Dan Issel (19) vs. Alabama 2/23/70

Made 20 FG in a game: Dan Issel (23) vs. Ole Miss 2/7/70

Made 21 FG in a game: Dan Issel (23) vs. Ole Miss 2/7/70

Made 22 FG in a game: Dan Issel (23) vs. Ole Miss 2/7/70

Made 23 FG in a game: Dan Issel (23) vs. Ole Miss 2/7/70

Attempted 17 FG in a game: Jamal Murray (23) vs. Ohio State (12/19/15)

Attempted 18 FG in a game: Jamal Murray (23) vs. Ohio State (12/19/15)

Attempted 19 FG in a game: Jamal Murray (23) vs. Ohio State (12/19/15)

Attempted 20 FG in a game: Jamal Murray (23) vs. Ohio State (12/19/15)
Attempted 25 FG in a game: Jodie Meeks (27) vs. VMI, 11/14/08

Made 5 3-pointers in a game: Jamal Murray (7) vs. Ohio State (12/19/15)

Made 6 3-pointers in a game: Jamal Murray (7) vs. Ohio State (12/19/15)

Made 7 3-pointers in a game: Jamal Murray (7) vs. Ohio State (12/19/15)

Made 8 3-pointers in a game: Eric Bledsoe (8) vs. East Tennessee State (NCAA Tournament), 3/18/10

Made 9 3-pointers in a game: Jodie Meeks (10) at Tennessee, 1/13/09

Made 10 3-pointers in a game: Jodie Meeks (10) at Tennessee, 1/13/09

Made 11 3-pointers in a game: Never

Attempted 10 3-pointers in a game: Jamal Murray (11) at UCLA, 12/3/15

Attempted 15 3-pointers in a game: Jodie Meeks (15) at Tennessee, 1/13/09

Attempted 16 3-pointers in a game: Derrick Miller (16) vs. LSU 2/15/90

Attempted 17 3-pointers in a game: Derrick Miller (19) vs. Kansas 12/6/89

Attempted 18 3-pointers in a game: Derrick Miller (19) vs. Kansas 12/6/89

Attempted 19 3-pointers in a game: Derrick Miller (19) vs. Kansas 12/6/89

Made a 3-pointer in 10 straight games: Jamal Murray (12), 11/13/15-12/26/15

Made a 3-pointer in 15 straight games: Julius Mays (18), 12/29/12-3/2/13

Made two 3-pointers in 10 straight games: Jodie Meeks (16), 12/3/08-1/31/09

Made three 3-pointers in 10 straight games: Gerald Fitch (20) 1/14/03-3/23/03

Made three 3-pointers in 15 straight games: Gerald Fitch (20) 1/14/03-3/23/03

Made three 3-pointers in 20 straight games: Gerald Fitch (20) 1/14/03-3/23/03

Made three 3-pointers in 25 straight games: Keith Bogans (29) 3/14/02-2/26/03

Made 8 FT in a game: Jamal Murray (9), vs. Illinois State, 11/30/15

Made 9 FT in a game: Jamal Murray (9), vs. Illinois State, 11/30/15

Made 10 FT in a game: Jamal Murray & Tyler Ulis (10), vs. Wright State, 11/20/15

Made 11 FT in a game: Dakari Johnson (12), vs. UT Arlington, 11/25/14

Made 12 FT in a game: Dakari Johnson (12), vs. UT Arlington, 11/25/14

Made 13 FT in a game: Julius Randle (13) at Ole Miss, 2/18/14

Made 14 FT in a game: Jodie Meeks (14) at UT, 1/13/09

Made 15 FT in a game: Rodrick Rhodes (16) vs. Ole Miss 1/18/95

Made 16 FT in a game: Rodrick Rhodes (16) vs. Ole Miss 1/18/95

Made 17 FT in a game: Dwight Anderson (18) vs. Mississippi State 2/12/79

Made 18 FT in a game: Dwight Anderson (18) vs. Mississippi State 2/12/79

Attempted 10 FT in a game: Jamal Murray (13) Illinois State, 11/30/15

Attempted 15 FT in a game: Julius Randle (16), vs. LSU, 3/14/14

Attempted 20 FT in a game: Heshimu Evans (20) vs. Ole Miss 3/5/99

15 Rebs: Julius Randle (15) vs. Kanas State, 3/21/14

16 Rebs: Julius Randle (16) vs. LSU, 3/14/14

20 Rebs: Jared Prickett (20) vs. Arkansas 2/9/94

25 Rebs: Mike Phillips (28) vs. Tennessee 1/10/76

30 Rebs: Cotton Nash (30) vs. Ole Miss 2/8/64

34 Rebs: Bob Burrow (34) vs. Temple 12/10/55

10+ Rebs in three consecutive games: Julius Randle (4) 3/21/14-3/30/14

10+ Rebs in four consecutive games: Julius Randle (4) 3/21/14-3/30/14

10+ Rebs in five consecutive games: Julius Randle (10) 2/12/14-3/15/14

10+ Rebs in six consecutive games: Julius Randle (10) 2/12/14-3/15/14

10+ Rebs in seven consecutive games: Julius Randle (10) 2/12/14-3/15/14

10+ Rebs in eight consecutive games: Julius Randle (10) 2/12/14-3/15/14

10+ Rebs in nine consecutive games: Julius Randle (10) 2/12/14-3/15/14

10+ Rebs in 10 consecutive games: Julius Randle (10) 2/12/14-3/15/14

Two players had 10 rebounds: Willie Cauley-Stein (11) and Karl-Anthony Towns (11) vs. Hampton, 3/19/15

Three players had 10 rebounds: Michael Kidd-Gilchrist (19), Terrence Jones (11), Anthony Davis (10) vs. Louisville, 12/31/11

6 Assists: Tyler Ulis (8) vs. Louisville, 12/26/15

7 Assists: Tyler Ulis (8) vs. Louisville, 12/26/15

8 Assists: Tyler Ulis (8) vs. Louisville, 12/26/15

9 Assists: Tyler Ulis (9) at UCLA, 12/3/15

10 Assists: Julius Mays (10) vs. Lafayette, 11/16/12

11 Assists: John Wall (11) vs. E. Tennessee St., 3/18/10

12 Assists: John Wall (16) vs. Hartford, 12/29/09

13 Assists: John Wall (16) vs. Hartford, 12/29/09

14 Assists: John Wall (16) vs. Hartford, 12/29/09

15 Assists: John Wall (16) vs. Hartford, 12/29/09

16 Assists: John Wall (16) vs. Hartford, 12/29/09

5+ Assists in Four Consecutive Games: Tyler Ulis (4) (11/14/15 to 11/24/15)

8+ Assists in Two Consecutive Games: Andrew Harrison (2) (3/14/14 to 3/15/14)

4 Blocks: Marcus Lee (5) vs. Arizona State, 12/12/15

5 Blocks: Marcus Lee (5) vs. Arizona State, 12/12/15

6 Blocks: Karl-Anthony Towns (6) vs. Florida, 3/7/15

7 Blocks: Karl-Anthony Towns (7) vs. Vanderbilt, 1/20/15

8 Blocks: Willie Cauley-Stein (9) vs. Boise State, 12/10/13

9 Blocks: Willie Cauley-Stein (9) vs. Boise State, 12/10/13

10 Blocks: Nerlens Noel (12) at Ole Miss, 1/29/13

11 Blocks: Nerlens Noel (12) at Ole Miss, 1/29/13

12 Blocks: Nerlens Noel (12) at Ole Miss, 1/29/13

4 Steals: Jamal Murray (4) vs. Duke, 11/27/15

5 Steals: Aaron Harrison (5), vs. Arkansas, 2/28/15

6 Steals: Willie Cauley-Stein (6) vs. Georgia, 1/25/14

7 Steals: Rajon Rondo (8) vs. Mississippi State, 2/19/05

8 Steals: Rajon Rondo (8) vs. Mississippi State, 2/19/05

Played every minute: Tyler Ulis (40) vs. Arizona State, 12/12/15

Played 40+ minutes: Aaron Harrison (40) vs. Ole Miss, 1/6/15

Played more than 50 minutes: Patrick Patterson (50) vs. Vanderbilt, 1/12/08

Technical Foul: Jamal Murray vs. Wright State, 11/20/15

Fouled Out: Marcus Lee vs. Ohio State, (12/19/15)

Two Players Fouled Out: Alex Poythress, Derek Willis at UCLA, (12/3/15)

Three Players Fouled Out: Willie Cauley-Stein, Aaron Harrison, Karl-Anthony Towns, at Texas A&M (1/10/15)

Four Players Fouled Out: Terrence Jones, Josh Harrellson, Brandon Knight, Eloy Vargas, at UNC 12/4/10

TEAM

Started four freshmen: Isaiah Briscoe, Jamal Murray, Charles Matthews, Skal Labissiere vs. Illinois State, 11/30/15

Started five freshmen: Aaron Harrison, Andrew Harrison, Dakari Johnson, Julius Randle, James Young vs. Connecticut, 4/7/14

Scored 90 or More Points: 91 vs. Auburn, 3/14/15 (W, 91-67)

Scored 90 or More Points (SEC Game): 110 vs. Auburn, 2/21/15 (W, 110-75)

Scored 100 or More Points: 110 vs. Auburn, 2/21/15 (W, 110-75)

Scored 100 or More Points (SEC Game): 110 vs. Auburn, 2/21/15 (W, 110-75)

Scored 110 or More Points: 110 vs. Auburn, 2/21/15 (W, 110-75)

Scored 110 or More Points (SEC Game): 110 vs. Auburn, 2/21/15 (W, 110-75)

Scored 120 or More Points: 120 vs. Vanderbilt, 2/7/96 (W, 120-81)

Scored 120 or More Points (SEC Game): 120 vs. Vanderbilt, 2/7/96 (W, 120-81)

Scored 130 or More Points: 143 vs. Georgia, 2/27/56 (W, 143-66)

Scored 140 or More Points: 143 vs. Georgia, 2/27/56 (W, 143-66)

Scored 150 or More Points: Never

Scored Less than 50 Points: 48 vs. Vanderbilt, 3/15/13 (L, 64-48)

Allowed 90 or More Points: 90 by Indiana, 3/23/12 (W, 102-90)

Allowed 90 or More Points (SEC Game): 90 by Georgia, 3/4/09 (L, 90-85)

Allowed 100 or More Points: 111 by VMI, 11/14/08 (L, 111-103)

Allowed 100 or More Points (SEC Game): 101 by Arkansas, 2/10/93 (L, 101-94)

Allowed Less Than 50 Points: 39 vs. West Virginia, 3/26/15 (W, 78-39)

Allowed Less Than 50 Points (SEC): 43 vs. South Carolina, 2/14/15 (W, 66-48)

Shot 70% from the field: .722 vs. Mississippi St., 2/15/86

Shot 65% from the field: .677 vs. LIU Brooklyn, 11/23/12

Shot 30% or less from the field: .281 at Texas A&M (1/10/15)

Allowed 50% shooting: .528 at UCLA, 12/3/15

Allowed 60% shooting: .640 by Florida, 3/4/07

Allowed 20% or less shooting: .197 by Montana State, 11/23/14 (12-61)

Allowed 30% or less shooting: .241 by West Virginia, 3/26/15 (13-54)

Held opponent to zero 3-pointers: at Auburn, 1/19/13 (0-15)

Shot 90% or Better from Free Throw Line: 90.0 (9-10) vs. Wisconsin (4/4/15)

Shot 100% from Free Throw Line: 11-11 vs. Florida, 2/7/12

Shot 50% or Less from Free Throw Line: .471 vs. Providence, 11/30/14 (8-17)

Attempted 40 FT: vs. Illinois State (46), 11/30/15

Attempted five or less FT: vs. South Carolina (4) 1/21/06

Made 30 FT: 30 vs. Auburn, 3/14/15 (30-35)

Hit 10 3-pointers: 11 vs. Louisville, 12/26/15 (11-23)

Hit 11 3-pointers: 11 vs. Louisville, 12/26/15 (11-23)

Hit 12 3-pointers: 12 vs. UCLA, 12/20/14 (12-26)

Hit 13 3-pointers: 15 vs. Georgia, 3/1/12 (15-27)

Hit 14 3-pointers: 15 vs. Georgia, 3/1/12 (15-27)

Hit 15 3-pointers: 15 vs. Georgia, 3/1/12 (15-27)

Hit 16 3-pointers: 16 vs. UNC-Asheville, 12/23/96 (16-33)

Hit 17 3-pointers: 20 vs. LSU, 3/4/95 (20-35)

Hit 18 3-pointers: 20 vs. LSU, 3/4/95 (20-35)

Hit 19 3-pointers: 20 vs. LSU, 3/4/95 (20-35)

Hit 20 3-pointers: 20 vs. LSU, 3/4/95 (20-35)

Hit 21 3-pointers: 21 vs. North Carolina, 12/27/89 (21-48)

Hit 22 3-pointers: Never

Scored 100 Points in Two Consecutive Games: 3/25/93-3/27/93

Scored 100 Points in Three Consecutive Games: 12/16/77-12/23/77

Scored 100 Points in Consecutive SEC Games: 2/27/56-3/3/56

Won game by 50 points or more: 58 vs. Montana State (W, 86-28) 11/23/14

Won game by 60 points or more: 62 vs. Vanderbilt (W, 106-44) 3/5/03

Won game by 70 points or more: 74 vs. Tennessee-Martin (W, 124-50) 11/26/94

Lost game by 30 points or more: 30 at Tennessee (L, 88-58) 2/16/13

Lost game by 40 points or more: 41 at Vanderbilt (L, 93-52) 2/12/08

Lost game by 50 points or more: 55 at Kansas (L, 150-95) 12/9/89

Lost game by 60 points or more: 70 vs. Central (L, 87-17) 1/28/1910

Lost game by 70 points or more: 70 vs. Central (L, 87-17) 1/28/1910

Game decided by one point: vs. Wisconsin, 4/5/14 (W, 74-73)

Game decided by two points: vs. Louisville, 12/26/15 (W, 75-73)

Game decided by three points: vs. Ole Miss, 1/6/15 (W, 89-86)

Two consecutive games decided by one point: vs. North Carolina (W, 73-72) 12/3/11 and at Indiana (L, 73-72) 12/10/11

Three consecutive games decided by one point: Never

Two consecutive games decided by two points: at Ole Miss (L, 71-69) 2/1/11 and Florida (L, 70-68) 2/5/11

Came back from 18-point deficit for win: W, 72-70 vs. Miami Univ. (11/16/09); Trailed 36-18 (7:04 in 1st)

Came back from 19-point deficit for win: W, 80-77 vs. Florida (3/2/94); Trailed 33-14 (7:00 in 1st)

Came back from 20-point deficit for win: W, 99-95 at LSU (2/15/94); Trailed 68-37 (15:34 in 2nd)

Came back from 30-point deficit for win: W, 99-95 at LSU (2/15/94); Trailed 68-37 (15:34 in 2nd)

Came back from 31-point deficit for win: W, 99-95 at LSU (2/15/94); Trailed 68-37 (15:34 in 2nd)

Pulled down 50 rebounds: 50 (18-32) vs. Eastern Kentucky, 12/9/15

Pulled down 55 rebounds: 56 (17-39) vs. Robert Morris, 11/17/13

Pulled down 60 rebounds: 62 (19-43) vs. Morehead State, 12/16/96

Played an Overtime Game: at Texas A&M, 1/10/15 (W, 70-64 2ot)

Won an Overtime Game: at Texas A&M, 1/10/15 (W, 70-64 2ot)

Played an SEC Overtime Game: at Texas A&M, 1/10/15 (W, 70-64 2ot)

Won an SEC Overtime Game: at Texas A&M, 1/10/15 (W, 70-64 2ot)

Lost an Overtime Game: vs. Arkansas, 2/27/14 (L, 71-67)

Lost an SEC Overtime Game: vs. Arkansas, 2/27/14 (L, 71-67)

Played Two Overtimes: at Texas A&M, 1/10/15 (W, 70-64 2ot)

Played Three Overtimes: vs. Temple 12/7/57 (W, 85-83)

Played Four Overtimes: Never played four overtime game

Played consecutive games that went to overtime: 1/6/15 vs. Ole Miss (W, 89-86) and 1/10/15 at Texas A&M (70-64)

RUPP ARENA

Rupp Arena

Year-by-Year Records

Season	W-L	Pct.	Start
2015-16	8-0	1.000	8-0
2014-15	19-0	1.000	19-0
2013-14	16-2	.889	14-0
2012-13	16-2	.889	3-0
2011-12	18-0	1.000	18-0
2010-11	15-0	1.000	15-0
2009-10	18-0	1.000	18-0
2008-09	12-6	.667	3-0
2007-08	14-4	.778	1-0
2006-07	14-2	.875	10-0
2005-06	10-5	.667	4-0
2004-05	14-1	.933	7-0
2003-04	11-2	.846	3-0
2002-03	12-1	.923	1-0
2001-02	12-3	.800	0-1
2000-01	11-1	.917	0-1
1999-2000	14-0	1.000	14-0
1998-99	12-1	.923	6-0
1997-98	9-3	.750	4-0
1996-97	12-1	.923	12-0
1995-96	13-0	1.000	13-0
1994-95	12-1	.923	2-0
1993-94	13-1	.929	11-0
1992-93	16-0	1.000	16-0
1991-92	15-2	.882	1-0
1990-91	13-0	1.000	13-0
1989-90	13-2	.867	5-0
1988-89	8-6	.571	0-1
1987-88	14-2	.875	8-0
1986-87	13-2	.867	5-0
1985-86	18-0	1.000	18-0
1984-85	11-3	.786	1-0
1983-84	16-0	1.000	16-0
1982-83	14-1	.933	8-0
1981-82	15-1	.938	15-0
1980-81	15-0	1.000	15-0
1979-80	12-3	.800	6-0
1978-79	11-4	.733	3-0
1977-78	16-0	1.000	16-0
1976-77	12-2	.857	4-0
Total	537-64	.894	

Where the Coaches Rank by Wins

Coach	Years	Total	Record
Joe B. Hall	1976-85	9	122-14
Tubby Smith	1997-2007	10	119-19
John Calipari	2009-Pres.	7th	110-4
Rick Pitino	1989-97	8	107-7
Eddie Sutton	1985-89	4	53-10
Billy Gillispie	2007-09	2	26-10

Cats Rock at Rupp

UK has won 193 of its last 220 home games, including a 54-game winning streak in the venerable arena to begin the John Calipari era. All-time, the Wildcats are 537-64 (.894) in Rupp Arena.

Among the most notable marks of dominance in the nation's toughest venue to play include:

- The Wildcats are 284-40 (.877) in regular-season SEC games in the building
- Kentucky set a new program home record of 19 wins in 2014-15
- UK is currently on a 28-game winning streak at Rupp Arena, dating back to 2013-14
- The Wildcats have gone undefeated at home in four of John Calipari's six seasons. Overall,
- UK has posted a perfect mark in 12 of Rupp Arena's 39 seasons

Calipari Owns Record in Rupp

With UK's 2011-12 season-opening victory over Marist, UK head coach John Calipari recorded his 34th consecutive win in Rupp Arena as UK's head coach. It broke former UK head coach Rick Pitino's longest streak of 33 games in the venue.

The winning streak reached as long as 54 games. Calipari didn't suffer his first loss in Rupp Arena until losing to Baylor in his fourth season. The 54-game run, however, was his longest career winning streak.

Pack the House

Kentucky has led the nation in average home attendance in 17 of the last 20 seasons, including a Rupp Arena record of 24,110 in John Calipari's first season (2009-10) as head coach.

- Kentucky averaged 23,572 fans during the 2015-16 season, the most since 2011-12
- UK has averaged 23,000 or more fans in five of Calipari's six seasons

The Top-Ranked Team at Home

Kentucky has lost just twice at home as the Associated Press top-ranked team in the history of the program and just once in Rupp Arena. Both losses came by just one point.

The Wildcats are 51-1 all-time as the AP No. 1 team in Rupp Arena since its opening in 1976. The lone loss was to Auburn, 53-52, on Jan. 9, 1988.

Coach Cal in Rupp Arena

It's been downright difficult to beat the Wildcats at Rupp Arena during the John Calipari era. UK is 110-4 (.965) at Rupp Arena under Calipari.

- UK is 16-1 vs. ranked opponents in Rupp in the Calipari era
- The Wildcats are 94-3 vs. unranked teams in Rupp under Calipari
- UK is 62-1 at home vs. nonconference foes under Calipari. The only loss was against Baylor on Dec. 1, 2012
- Calipari notched his 100th career win at Rupp Arena as UK's coach with the Wildcats' 110-75 rout of Auburn on Feb. 21. It took Calipari just 104 games to reach the century mark at home, the fastest of any UK coach

All-Time Attendance Records in Rupp

No.	Att.	Opponent	Date	Result
1	24,479	Louisville	1/20/10	W, 71-62
2	24,468	N. Carolina	12/5/09	W, 68-66
3	24,465	Florida	2/10/07	L, 64-61
4	24,459	Florida	2/4/03	W, 70-55
5	24,432	Louisville	12/17/05	W, 73-61
6	24,428	Florida	3/7/15	W, 67-50
7	24,425	Florida	2/15/14	L, 69-59
8	24,416	Arkansas	2/28/15	W, 84-67
9	24,412	Louisville	12/26/15	W, 75-73
10	24,411	LSU	2/28/09	L, 73-70

Attendance Records in Rupp 2015-16

No.	Att.	Opponent	Date	Result
1	24,412	Louisville	12/26/15	W, 75-73
2	23,665	Arizona State	12/12/15	W, 72-58
3	22,671	NJIT	11/14/15	W, 87-57
4	22,623	Boston U.	11/24/15	W, 82-62
5	22,563	Wright State	11/20/15	W, 78-63

Records vs. Most Faced Opponents in Rupp Arena Era (1976-Pres.)

Opponent	Times Played	Record	Cal Era
Florida	39	32-7	5-1
Tennessee	39	35-4	5-0
Vanderbilt	37	35-2	5-0
Georgia	37	33-4	5-0
Ole Miss	30	29-1	5-0
Alabama	29	24-5	4-0
LSU	29	24-5	3-0
Auburn	28	26-2	3-0
Miss. St.	27	25-2	3-0
S. Carolina	25	23-2	5-0
Louisville	18	14-4	4-0
Arkansas	14	11-3	3-1
E. Kentucky	10	10-0	2-0
Indiana	9	8-1	1-0
Morehead St.	8	8-0	2-0
N. Carolina	7	5-2	3-0
N. Dame	5	5-0	-
Tenn. Tech	5	5-0	-
Kansas	5	4-1	-

HEAD COACH JOHN CALIPARI

First-Ballot Hall of Famer

Kentucky men's basketball coach John Calipari joined basketball's fraternity of legends in September after being elected to the Naismith Memorial Basketball Hall of Fame on the first ballot.

Calipari joined an elite group of basketball players and coaches in the Naismith Hall of Fame, considered to be one of the ultimate honors in the sport.

Calipari and the Class of 2015, which included Dick Bevetta, Wildcat Louie Dampier, Lindsay Gaze, Tom Heinsohn, John Isaacs, Spencer Haywood, Lisa Leslie, Dikembe Mutombo, George Raveling and JoJo White, were enshrined during Hall of Fame festivities in Springfield, Mass., Sept. 10-11.

Calipari Wins 200th Career Game at UK in Record Time

With a thrilling 75-73 victory over rival Louisville, John Calipari captured his 200th career win at Kentucky faster than any coach in UK history -- and nearly faster than anyone has ever done it at any other school.

Calipari reached the 200-win plateau in his 240th career game at Kentucky. Rick Pitino, previously the fastest to 200 wins at UK prior to Calipari, didn't capture his 200th Wildcat win until his 249th game. The legendary Adolph Rupp reached 200 during his 250th game.

Not only did Calipari reach the 200-win mark in record pace at Kentucky, he also nearly set the all-time Division I mark. With the win over U of L, he became the second-fastest Division I men's basketball coach to reach 200 victories at a single school, behind only LIU-Brooklyn's Clair Bee, who achieved the feat in 231 games.

Calipari is one of just 11 head coaches in Division I men's basketball history with at least 200 victories at two different schools and just the fifth coach at Kentucky to reach the 200-win plateau.

He's currently the only coach in NCAA history with at least 189 victories at three different schools.

Here's a look at some of the more impressive numbers in Calipari's journey to 200 wins:

- UK beat Florida more than anyone else during the first 200 wins, defeating the Gators 11 times
- Likewise, Kentucky has beaten Louisville (eight times) more than any other nonconference opponent
- Calipari has defeated 89 different Division I schools (25.4 percent) of current Division I schools) during the run
- A total of 176 wins came with UK ranked in the AP Top 25, and 66 of them were while UK was No. 1

UMass Retires Jersey in Calipari's Honor

As part of a 20th anniversary celebration of the UMass men's basketball 1995-96 Final Four team, the UMass Department of Athletics honored John Calipari on Dec. 16 prior to its game against New Orleans by raising a banner into the rafters at the Mullins Center.

Calipari's banner joined the retired jerseys of five all-time Minutemen: George "Trigger" Burkey, Marcus Camby, Julius "Dr. J" Erving, Lou Roe and Al Skinner.

- Calipari began his head coaching career at UMass where he turned the Minutemen into a national powerhouse from 1988-96
- In addition to the 1995-96's team's 35-2 record and the Final Four appearance, Calipari led the Minutemen to the 1991-92 NCAA Sweet 16, the 1992-93 and 1993-94 NCAA second round, and the 1994-95 NCAA Elite Eight. UMass won five straight Atlantic 10 titles during that span as well

Nearly Unanimous

John Calipari collected nearly every major national coach of the year award after guiding the historic 2014-15 Wildcats to a perfect regular season and eventually a fourth Final Four appearance in five seasons. Among the awards Calipari won in 2014-15:

- Associated Press National Coach of the Year
- Naismith National Coach of the Year
- NABC National Coach of the Year
- The Sporting News National Coach of the Year

AHEAD OF THE BARON OF THE BLUEGRASS

- Legendary coach Adolph Rupp won 876 career games while he was the coach of UK. He also led Kentucky to five NCAA titles during his 41-year tenure.
- John Calipari is ahead of the pace with the legend as far as victories to begin his career at UK. Also, Calipari (.833) is ahead of Rupp (.822) in total UK career winning percentage.

Coach	Games	Record	Next Game (241st Game)
John Calipari	240	200-40	vs. Ole Miss (Jan. 2, 2015)
Adolph Rupp	240	191-49	def. Alabama 50-34 (Feb. 9, 1942)
Rick Pitino	240	191-49	def. LSU 129-97 (Jan. 16, 1996)
Tubby Smith	240	189-51	def. Florida 89-73 (March 14, 2004)
Joe B. Hall	240	182-58	lost to LSU 78-70 (March 1, 1980)

UK VS. AP RANKED FOES

In John Calipari Era (2009-Present)

43-15, 13-5 SEC

vs. No. 16 Louisville	Dec. 27, 2015	W, 75-73
vs. No. 5 Duke (Chicago)	Nov. 17, 2015	W, 74-63
vs. No. 3 Wisconsin (NCAA)	April 4, 2015	L, 71-64
vs. No. 8 Notre Dame (NCAA)	March 28, 2015	W, 68-66
vs. No. 20 W. Virginia (NCAA)	March 26, 2015	W, 78-39
vs. No. 18 Arkansas (SECT)	March 15, 2015	W, 78-63
vs. No. 18 Arkansas	Feb. 28, 2015	W, 84-67
at No. 4 Louisville	Dec. 27, 2014	W, 58-50
vs. No. 21 North Carolina	Dec. 13, 2014	W, 84-70
vs. No. 6 Texas	Dec. 5, 2014	W, 63-51
vs. No. 5 Kansas (Indianapolis)	Nov. 18, 2014	W, 72-40
vs. No. 18 UConn (NCAA)	April 7, 2014	L, 60-54
vs. No. 12 Wisconsin (NCAA)	April 5, 2014	W, 74-73
vs. No. 7 Michigan (NCAA)	March 30, 2014	W, 75-72
vs. No. 5 Louisville (NCAA)	March 28, 2014	W, 74-69
vs. No. 2 Wichita St. (NCAA)	March 23, 2014	W, 78-76
vs. No. 1 Florida (Atlanta)	March 16, 2014	L, 61-60
at No. 1 Florida	March 8, 2014	L, 84-65
vs. No. 3 Florida	Feb. 15, 2014	L, 69-59
vs. No. 4 Louisville	Dec. 28, 2013	W, 73-66
at No. 18 North Carolina	Dec. 14, 2013	L, 82-77
vs. No. 20 Baylor (Dallas)	Dec. 6, 2013	L, 67-62
vs. No. 2 Michigan St. (Chicago)	Nov. 12, 2013	L, 78-74
vs. No. 11 Florida	March 9, 2013	W, 61-57
at No. 7 Florida	Feb. 12, 2013	L, 69-52
at No. 16 Ole Miss	Jan. 29, 2013	W, 87-74
at No. 4 Louisville	Dec. 29, 2012	L, 80-77
vs. No. 9 Duke (Atlanta)	Nov. 13, 2012	L, 75-68
vs. No. 6 Kansas (NCAA)	April 2, 2012	W, 67-59
vs. No. 17 Louisville (NCAA)	March 31, 2012	W, 69-61
vs. No. 9 Baylor (NCAA)	March 25, 2012	W, 82-70
vs. No. 16 Indiana (NCAA)	March 23, 2012	W, 87-71
vs. No. 22 Florida	March 10, 2012	W, 74-71
at No. 16 Florida	March 4, 2012	W, 74-59
vs. No. 8 Florida	Feb. 7, 2012	W, 78-58
vs. No. 4 Louisville	Dec. 31, 2011	W, 69-62
vs. No. 20 Baylor (Dallas)	Dec. 3, 2011	W, 73-72
vs. No. 12 Kansas (New York)	Nov. 15, 2011	W, 75-65
vs. No. 9 UConn (NCAA)	April 2, 2011	L, 56-55
vs. No. 7 N. Carolina (NCAA)	March 27, 2011	W, 76-69
vs. No. 1 Ohio State (NCAA)	March 25, 2011	W, 62-60
vs. No. 22 W. Virginia (NCAA)	March 19, 2011	W, 71-63
vs. No. 12 Florida (Atlanta)	March 13, 2011	W, 70-54
vs. No. 21 Vanderbilt	March 1, 2011	W, 68-66
vs. No. 13 Florida	Feb. 26, 2011	W, 76-68
at No. 21 Vanderbilt	Feb. 12, 2011	L, 81-77
at No. 22 Louisville	Dec. 31, 2010	W, 78-63
vs. No. 23 N. Dame (Louisville)	Dec. 8, 2010	W, 72-58
vs. No. 13 Washington (Maui)	Nov. 23, 2010	W, 74-67
vs. No. 6 W. Virginia (NCAA)	March 27, 2010	L, 73-66
vs. No. 15 Tennessee (Nashville)	March 13, 2010	W, 74-45
at No. 19 Tennessee	Feb. 27, 2010	L, 74-65
at No. 17 Vanderbilt	Feb. 20, 2010	W, 58-56
vs. No. 12 Tennessee	Feb. 13, 2010	W, 73-62
vs. No. 25 Ole Miss	Feb. 2, 2010	W, 85-75
vs. No. 21 Vanderbilt	Jan. 30, 2010	W, 85-72
vs. No. 14 UConn (New York)	Dec. 9, 2009	W, 64-61
vs. No. 10 North Carolina	Dec. 5, 2009	W, 68-66

Calipari's Record at UK vs:

vs. No. 1	1-2
vs. Top 3	2-5
vs. Top 5	9-6
vs. Top 10	17-10
vs. Top 15	26-10
vs. Top 20	34-14
vs. Top 25	43-15

Home	16-1
Away	5-6
Neutral	22-8
SEC Tourney	3-1
NCAA Tourney	13-4

HEAD COACH JOHN CALIPARI

TRACKING UK HEAD COACHES

Coach	First 50 Games	Pct.
Calipari	45-5	.900
Smith	45-5	.900
Rupp	43-7	.860
Sutton	41-9	.820
Hall	32-18	.640
Pitino	31-19	.620

Coach	First 100 Games	Pct.
Rupp	89-11	.890
Calipari	87-13	.870
Smith	80-20	.800
Sutton	77-23	.770
Pitino	73-27	.730
Hall	67-33	.670

Coach	First 150 Games	Pct.
Rupp	129-21	.860
Calipari	124-26	.827
Smith	116-34	.773
Pitino	114-36	.760
Hall	110-40	.733

Coach	First 200 Games	Pct.
Rupp	163-37	.815
Calipari	163-37	.815
Pitino	156-44	.780
Smith	156-44	.780
Hall	149-51	.745

- Adolph Rupp National Coach of the Year
- SEC Coach of the Year
- 2015 USBWA District IV Coach of the Year

600 On-Court Victories

With a win over No. 5 Kansas on Nov. 18, 2014, John Calipari claimed his 600th on-court victory as a Division I head coach. He became the 13th active Division I coach to achieve the feat.

Calipari at No. 1

John Calipari is one of just two coaches (Frank McGuire) to lead three programs to a No. 1 ranking. With UK's No. 1 ranking this season, Calipari has guided five of his last seven and six of his last nine teams to the No. 1 ranking (and the eighth time he's done it overall).

When Coach Cal's teams have been at the top, they're been difficult to knock off:

- Calipari is 107-11 (.907) as the top-ranked Associated Press coach in the country
- He's 66-6 (.917) when his team is at the top of the AP Top 25 as UK's head coach
- Calipari tallied a 32-4 mark at UMass when the Minutemen were No. 1 and he was 9-1 at Memphis when he had the Tigers at the pinnacle of the rankings
- Calipari (107) trails only Duke's Mike Krzyzewski (189) in active coaches with victories as the No. 1 head coach

Big-Game Cal

John Calipari's teams aren't just good against the best teams in the country, they're great. Not only does Kentucky have a 43-15 record vs. Associated Press Top 25 teams, UK is 5-2 when both teams are ranked in the AP top five under Calipari.

All-time, Calipari is 11-6 in AP top-five matchups. According to the SEC Network, only four coaches have won more such games.

When both teams are ranked in the AP Top 25, Calipari's all-time record is 66-40, including a 36-12 mark at Kentucky. In AP top-10 matchups he's got a 22-11 mark, including 11-4 at UK.

There's No Place Like Home

Since the 2000 season, John Calipari-coached teams have posted a 263-22 (.923) record at home through Dec. 26, 2015. At UK, Coach Cal is 110-4 (.965) at Rupp Arena.

In four of Calipari's six full seasons at Kentucky, the Wildcats have posted an undefeated record at home, including a school-record 19-0 mark during the 2014-15 season.

Calipari's 54-game winning streak at Rupp Arena to begin his UK coaching career was the longest winning streak since the arena opening in 1976.

CALIPARI AT NO. 1

Record as Associated Press Top-Ranked Coach Since 2009-10

Coach	Schools	Records
1. John Calipari	Kentucky	66-6
2. Bill Self	Kansas	26-4
3. Mike Krzyzewski	Duke	24-4
4. Jim Boeheim	Syracuse	15-4
5. Tom Crean	Indiana	14-3
6. Thad Matta	Ohio State	13-2
7. Sean Miller	Arizona	12-1
8. Billy Donovan	Florida	11-1
9. Tom Izzo	Michigan State	8-1
10. Roy Williams	North Carolina	8-2

Record as Associated Press Top-Ranked Coach (Active)

Coach	Schools	Records
1. Mike Krzyzewski	Duke	189-28
2. John Calipari	UK, Memphis, UMass	107-11
3. Roy Williams	UNC, Kansas	95-18
4. Bruce Weber	Illinois	30-2
5. Bill Self	Kansas	28-5
6. Jim Boeheim	Syracuse	24-5
7. Thad Matta	Ohio State	22-3
8. Bob Huggins	Cincinnati	20-4
9. Tom Crean	Indiana	14-3
10. Sean Miller	Arizona	12-1

*totals through Dec. 26

	Coach	Streak (Yrs)
1.	John Calipari	54 (2010-13)
2.	Rick Pitino	33 (1992-94)
3.	Joe B. Hall	30 (1981-82)
4.	Rick Pitino	27 (1995-97)
5.	Joe B. Hall	26 (1977-78)

Life on the Road Isn't So Bad Either

As good as John Calipari's team's have been at home, they're nearly as good in hostile environments on the road. Dating back to the 2005-06 season, Calipari has recorded a 76-28 (.732) record on the road.

Calipari Unrivaled in Conference

John Calipari has won 13 league championships (including the 2010, 2012 and 2015 SEC championships) six more than the next-closest coach in the SEC (Ben Howland has seven conference titles). Calipari also has 12 conference tournament titles, seven more than his closest competitor (Howland).

He's tallied a 290-86 (.772) all-time record within conference play as a head coach and owns an 82-20 (.804) record since joining the SEC.

Calipari's Undefeated Conference Teams

John Calipari is believed to be one of three coaches, along with Frank McGuire and Jerry Tarkanian, to lead multiple teams to an unblemished mark in multiple Division I conferences. Calipari did so at Memphis in Conference USA and Kentucky in the SEC.

- McGuire led St. John's in the Metro New York ('51, '52), North Carolina in the ACC ('57) and South Carolina in the ACC ('70) to undefeated marks
- Jerry Tarkanian guided Long Beach State in the Pacific Coast Athletics Association ('70, '71) and UNLV in the Big West ('87, '91, '92) to perfect conference seasons

HEAD COACH JOHN CALIPARI

30 is the new 20

John Calipari has 21 consecutive seasons of 20 or more on-court wins as a collegiate head coach. He leads all active coaches with that streak, ahead of Mike Krzyzewski of Duke (19), Jim Boeheim (17) and Bill Self (17).

More impressive, Calipari has nine seasons with 30 or more on-court wins. Only Mike Krzyzewski (13) and Roy Williams (10) have more.

Calipari is the first coach in NCAA Division I history to record five straight on-court 30-win seasons, notching 30 straight in consecutive seasons from 2005-06 to 2009-10.

The Success Rate

John Calipari has graduated 100 percent of the players (14 of 14) who have been eligible to receive their diploma by the end of their senior years and exhausted their athletic eligibility. Of that group, Patrick Patterson, Jarrod Polson and Alex Poythress completed their degrees in three years.

In the NCAA's APR, which measures eligibility, retention and graduation, UK has posted a single-year Academic Progress Rate of 979 or higher in every season under Calipari, including a perfect 1,000 in the last two reports. Kentucky's four-year composite score in the most recent report, which was released in May, was a 995, earning the team an NCAA academic award for finishing in the top 10 percent of Division I men's basketball programs.

Under Calipari, the team has also posted a 3.0 grade-point average or better in seven of the last 10 semesters.

Double-Digit Win Streaks

Kentucky's 38-game winning streak in 2014-15 was historic, but it wasn't completely out of the norm for John Calipari. It was the 17th streak of Calipari's career where his teams have won 10 or more consecutive games during the season, the sixth where they have won 20 or more, the fifth where they have won 25 or more, the first where they have won 30 or more, and the first with 35 or more. Here's a list of all of them:

1. 38 Kentucky, 2014-15
2. 27 Memphis, 2008-09
3. 26 Memphis, 2007-08
- 26 UMass, 1995-96
5. 25 Memphis, 2006-07
6. 24 Kentucky, 2011-12
7. 19 Kentucky, 2009-10
8. 16 UMass, 1994-95
9. 15 Memphis, 2005-06
10. 14 UMass, 1991-92

CALIPARI KNOWS DEFENSE

John Calipari's 2014-15 Kentucky Wildcat team was heralded as one of the best defensive teams ever. However, defense has always been a staple of Calipari-coached teams. Dating back to complete NCAA records beginning in 2001-02, Calipari's teams have been among national leaders in several critical defensive categories (rankings through Dec. 26).

Year	FG % Def.	Rebound Margin	Scoring Margin	Blocks
2001-02 (UM)	13th (39.5)	11th (+6.6)	15th (+11.2)	54th (4.4)
2002-03 (UM)	28th (40.6)	44th (+4.1)	32nd (+8.0)	26th (5.1)
2003-04 (UM)	34th (40.5)	58th (+3.4)	48th (+7.1)	20th (5.0)
2004-05 (UM)	4th (38.4)	75th (+2.9)	62nd (+5.9)	13th (5.4)
2005-06 (UM)	2nd (38.0)	9th (+6.7)	5th (+14.6)	8th (6.4)
2006-07 (UM)	12th (39.0)	28th (+5.3)	5th (+5.8)	12th (5.9)
2007-08 (UM)	12th (39.1)	16th (+6.2)	2nd (+18.0)	8th (6.1)
2008-09 (UM)	1st (37.1)	19th (+6.1)	2nd (+16.3)	7th (6.0)
2009-10 (UK)	3rd (37.8)	4th (+8.1)	6th (+14.3)	4th (7.2)
2010-11 (UK)	15th (39.4)	60th (+3.6)	13th (+11.4)	3rd (6.3)
2011-12 (UK)	1st (37.4)	12th (+6.8)	1st (+16.8)	1st (8.6)
2012-13 (UK)	30th (39.2)	48th (+4.3)	48th (+8.2)	3rd (6.6)
2013-14 (UK)	59th (41.1)	2nd (+9.4)	43rd (+8.2)	13th (5.9)
2014-15 (UK)	1st (35.4)	15th (+6.8)	1st (+20.1)	2nd (6.9)
2015-16 (UK)	77th (40.2)	38th (+7.1)	48th (+11.8)	10th (6.2)

RECRUITING TRAIL

The Wildcats have signed more top-25 players over the past seven seasons than any other school under John Calipari's leadership. A quarter of all Rivals' top-10 prospects nationally over the past eight classes have signed with Coach Cal and the Cats.

PLAYER (YEAR)	ESPN	RIVALS	SCOUT
Edrice Adebayo ('16)	6	6	15
De'Aaron Fox ('16)	7	5	4
Wenyen Gabriel ('16)	23	17	10
Sacha Killeya-Jones ('16)	31	26	29
Malik Monk ('16)	5	6	6
Tai Wynyard ('16)	NR	NR	NR
Isaiah Briscoe ('15)	13	9	15
Isaac Humphries ('15)	49*	35*	50
Skal Labissiere ('15)	11	4	3
Charles Matthews ('15)	47	57	62
Jamal Murray ('15)	NA^	9	12
Devin Booker ('14)	18	30	31
Trey Lyles ('14)	7	8	8
Karl Towns ('14)	6	11	11
Tyler Ulis ('14)	33	33	29
Aaron Harrison ('13)	9	7	6
Andrew Harrison ('13)	5	5	5
Dominique Hawkins ('13)	NR	NR	NR
Dakari Johnson ('13)	7	9	17
Marcus Lee ('13)	25	19	24
Julius Randle ('13)	3	2	2
James Young ('13)	8	11	11
Derek Willis ('13)	NR	115	NR
Archie Goodwin ('12)	15	14	14
Willie Cauley-Stein ('12)	40	40	48
Julius Mays ('12)	NA#	NA#	NA#
Nerlens Noel ('12)	1	2	1
Alex Poythress ('12)	13	8	7
Twany Beckham ('11)	NA#	NA#	NA#
Anthony Davis ('11)	1	2	1
Ryan Harrow ('11)	NA#	NA#	NA#
Michael Kidd-Gilchrist ('11)	4	3	6
Marquis Teague ('11)	8	5	8
Kyle Wiltjer ('11)	19	22	24
Terrence Jones ('10)	9	13	8
Enes Kanter ('10)	25	3	3
Brandon Knight ('10)	4	6	6
Doron Lamb ('10)	29	21	28
Jarrod Polson ('10)	NA@	NA@	NA@
Stacey Poole, Jr. ('10)	51	33	67
Eloy Vargas ('10)	NA	NA	NA
Eric Bledsoe ('09)	NR	23	37
DeMarcus Cousins ('09)	4	2	3
Darnell Dodson ('09)	NA#	NA#	NA#
Jon Hood ('09)	92	40	46
Daniel Orton ('09)	13	22	17
John Wall ('09)	5	1	2
Top-10 Players	18	20	17
Top-15 Players	21	24	24
Top-25 Players	28	30	28
Top-50 Players	34	37	35

* - ranking according to the 2016 class

^ - reclassified after final rankings were released

- transfer

@ - joined team as walk-on

HEAD COACH JOHN CALIPARI

UK HONORS UNDER CALIPARI

National Player of the Year

John Wall (2010)	Adolph Rupp
Anthony Davis (2012)	Adolph Rupp, AP, BasketballTimes, Naismith, USBWA, Wooden Award

National Freshman of the Year

John Wall (2010)	USBWA
Anthony Davis (2012)	USBWA

All-America Honors

D. Cousins (2010)	AP - 1st, NABC - 2nd, USBWA - 2nd, SN - 2nd
John Wall (2010)	AP - 1st, NABC - 1st, USBWA - 1st, SN - 1st
Anthony Davis (2012)	AP - 1st, USBWA - 1st, NABC - 1st, SN - 1st
M. Kidd-Gilchrist (2012)	AP - 3rd, USBWA - 2nd, NABC - 3rd, SN - 2nd
Julius Randle (2014)	NABC - 3rd
W. Cauley-Stein (2015)	NABC - 1st, USBWA - 1st, SN - 1st
K. Towns (2015)	SN - 3rd

SEC Player of the Year

John Wall	2010 (AP, Coaches)
Anthony Davis	2012 (AP, Coaches)

SEC Defensive Player of the Year

Anthony Davis	2012 (Coaches)
Nerlens Noel	2013 (Coaches)
Willie Cauley-Stein	2015 (Coaches)

SEC Freshman of the Year

DeMarcus Cousins	2010 (Coaches)
John Wall	2010 (AP)
Terrence Jones	2011 (Coaches/AP)
Anthony Davis	2012 (Coaches/AP)
Nerlens Noel	2013 (Coaches/AP)
Julius Randle	2014 (Coaches/AP)
Karl-Anthony Towns	2015 (Coaches/AP)

SEC Sixth Man of the Year

Darius Miller	2012 (Coaches)
Kyle Wiltjer	2013 (Coaches)
Devin Booker	2015 (Coaches)

All-SEC

D. Cousins (2010)	1st (Coaches/AP)
P. Patterson (2010)	1st (Coaches)/2nd (AP)
John Wall (2010)	1st (Coaches/AP)
Terrence Jones (2011)	1st (Coaches/AP)
Brandon Knight (2011)	1st (Coaches)/2nd (AP)
Anthony Davis (2012)	1st (Coaches/AP)
M. Kidd-Gilchrist (2012)	1st (Coaches/AP)
Terrence Jones (2012)	2nd (Coaches/AP)
Doron Lamb (2012)	2nd (Coaches)
Nerlens Noel (2013)	1st (Coaches/AP)
Julius Randle (2014)	1st (Coaches/AP)
James Young (2014)	2nd (Coaches)
Devin Booker (2015)	2nd (Coaches)
W. Cauley-Stein (2015)	1st (Coaches/AP)
Aaron Harrison (2015)	2nd (Coaches/AP)
K. Towns (2015)	1st (Coaches/AP)

All-SEC Defensive Team

Patrick Patterson	2010
DeAndre Liggins	2011
Anthony Davis	2012
Michael Kidd-Gilchrist	2012
Nerlens Noel	2013
Willie Cauley-Stein	2013
Willie Cauley-Stein	2015

Coaches' All-SEC Freshman Team

Eric Bledsoe	2010
DeMarcus Cousins	2010
John Wall	2010
Brandon Knight	2011
Terrence Jones	2011
Doron Lamb	2011
Anthony Davis	2012
Michael Kidd-Gilchrist	2012
Willie Cauley-Stein	2013
Archie Goodwin	2013
Nerlens Noel	2013
Alex Poythress	2013
Julius Randle	2014
James Young	2014
Devin Booker	2015
Trey Lyles	2015
Karl-Anthony Towns	2015
Tyler Ulis	2015

NCAA Final Four Team

Anthony Davis (MVP)	2012
Michael Kidd-Gilchrist	2012
Doron Lamb	2012
Julius Randle	2014
James Young	2014

NCAA Regional Tournament Honors

DeMarcus Cousins	2010
John Wall	2010
Josh Harrellson	2011
Brandon Knight (MVP)	2011
DeAndre Liggins	2011
M. Kidd Gilchrist (MVP)	2012
Anthony Davis	2012
Doron Lamb	2012
Aaron Harrison	2014
Marcus Lee	2014
Julius Randle (MVP)	2014
Willie Cauley-Stein	2015
Andrew Harrison	2015
K. Towns (MVP)	2015

- 12 Memphis, 2007-08
- 12 Memphis, 2002-03
- 12 UMass, 1992-93
- 11 Memphis, 2003-04
- 10 Memphis, 2001-02
- 10 UMass, 1993-94
- 10 Kentucky, 2010-11

Developing Talent

John Calipari hasn't just signed the best talent in the country while he's been at Kentucky; he's been the best at developing that talent and getting it ready for the next level.

Of the 23 top-25 players Kentucky has signed prior to this season (according to Rivals), 19 were drafted and 16 were selected in the first round. Those draft numbers don't include Marcus Lee, Alex Poythress and Kyle Wiltjer, who are currently in college.

But that's only half the story. Calipari's players don't just make it to the pros; they're better prepared than anyone else. The proof is in the numbers.

Over the course of his career, Calipari's nearly 40 NBA pros have made approximately \$1.25 billion in NBA contracts alone, which doesn't include endorsement deals and overseas contracts.

Calipari's Draft Picks

In 23 seasons as a head coach, John Calipari has coached 36 NBA Draft picks, including 25 first-round selections, with 14 of those going in the top 10. He's had four players draft No. 1 overall, twice as many as any other coach, and two or more players selected in eight consecutive NBA drafts, dating back to 2008 with Memphis.

PLAYER (SCHOOL)	ROUND	OVERALL	YEAR
Eric Bledsoe (UK)	First	18th	2010
Devin Booker (UK)	First	13th	2015
Antonio Burks (MEM)	Second	36th	2004
Marcus Camby (UMASS)	First	2nd	1996
Rodney Carney (MEM)	First	16th	2006
DeMarcus Cousins (UK)	First	5th	2010
Willie Cauley-Stein (UK)	First	6th	2015
Anthony Davis (UK)	First	1st	2012
Joey Dorsey (MEM)	Second	33rd	2008
Chris Douglas-Roberts (MEM)	Second	40th	2008
Robert Dozier (MEM)	Second	60th	2009
Tyreke Evans (MEM)	First	4th	2009
Archie Goodwin (UK)	First	29th	2013
Josh Harrellson (UK)	Second	45th	2011
Andrew Harrison (UK)	First	44th	2015
Dakari Johnson (UK)	First	48th	2015
Terrence Jones (UK)	First	18th	2012
Enes Kanter (UK)	First	3rd	2011
Michael Kidd-Gilchrist (UK)	First	2nd	2012
Brandon Knight (UK)	First	8th	2011
Doron Lamb (UK)	Second	42nd	2012
DeAndre Liggins (UK)	Second	53rd	2011
Trey Lyles (UK)	First	12th	2015
Darius Miller (UK)	Second	46th	2012
Nerlens Noel (UK)	First	6th	2013
Daniel Orton (UK)	First	29th	2010
Patrick Patterson (UK)	First	14th	2010
Julius Randle (UK)	First	7th	2014
Lou Roe (UMASS)	Second	30th	1995
Derrick Rose (MEM)	First	1st	2008
Marquis Teague (UK)	First	29th	2012
Karl-Anthony Towns (UK)	First	1st	2015
Dajuan Wagner (MEM)	First	6th	2002
John Wall (UK)	First	1st	2010
Shawne Williams (MEM)	First	17th	2006
James Young (UK)	First	17th	2014

HEAD COACH JOHN CALIPARI



A “players-first” coach with a penchant for helping people reach their dreams, John Calipari, a Naismith Memorial Basketball Hall of Famer, has guided six teams to the Final Four, led one to a national championship and helped 38 players make it to the NBA during his 23-year college coaching career.

Calipari guided Kentucky to its eighth national championship and his first national title in 2012. In becoming only the second coach in NCAA history to lead three different schools to the Final Four, he has racked up over 600 victories, 16 NCAA Tournament appearances, six Final Fours and numerous national coach of the year honors.

In 2015, Coach Cal led college basketball’s first ever 38-0 team, and became one of just three coaches to make four Final Fours in a five-year span. At the end of the season, Calipari became the 96th coach to join the Naismith Memorial Basketball Hall of Fame.

While building a program out of obscurity at Massachusetts, laying the foundation at Memphis and restoring luster at the sport’s greatest program at Kentucky, he has totaled the second-most wins in NCAA history in the first 20 years of a college coaching career.

Quite honestly, though, Calipari’s on-court success overshadows a much more significant picture.

In his goal to lead a players-first program, he has helped 38 players realize their dreams and guide them to the NBA, including a record five first-round draft picks in 2010. Two years later, six Wildcats heard their names called at the 2012 draft, the most in the two-round draft era. UK, with Calipari’s help, would tie those six picks again in 2015, including a record-tying four lottery selections. His four No. 1 overall picks are twice as many as any other coach, and he’s had 25 players drafted during his six years at Kentucky, including 19 first-round picks.

Much like he did at UMass, where his players graduated at nearly 80 percent, Calipari has stressed academics. Fifteen of his last 18 seniors at Memphis earned their bachelor’s degrees, and all 14 players at UK who were eligible to graduate by the end of their senior years walked away with a diploma in hand, including three players who earned their degree in just three years. The Wildcats posted a 3.11 grade-point average for the 2014 fall semester, the seventh time in the last eight semesters they earned a 3.0 GPA or better.

His foundation, The Calipari Foundation, has raised millions of dollars to help the lives of those in need in the Commonwealth and across the country. In 2010, he used a telethon to raise more than \$1 million for victims of the devastating earthquake in Haiti, and he organized another one in 2012 for victims of Superstorm Sandy. A year after helping raise \$350,000 for charity during the inaugural UK alumni weekend, Calipari was the driving force behind the more than \$1 million that was donated to local and national organizations during the second annual alumni weekend, and then \$1.5 million in 2015.

Author of the New York Times Best Seller “Players First: Coaching from the Inside Out” and “Bounce Back: Overcoming Setbacks to Succeed in Business and in Life,” Calipari is a master of communication and maximizing talent. He lives by the motto that “it’s never a matter of how far you have fallen, but instead it’s about how high you bounce back.”

BIOGRAPHICAL INFORMATION

Date of Birth: Feb. 10, 1959 | **Wife:** Ellen
Children: Erin Sue, Megan Rae, Bradley Vincent

Education

Clarion State (1982)

Head Coaching Experience

University of Massachusetts (1989-96)

New Jersey Nets (NBA) (1997-99)

University of Memphis (2001-09)

University of Kentucky (2010-present)

COACHING AWARDS

- 2015 Naismith Memorial Basketball Hall of Fame Inductee
- 2015 AP National Coach of the Year
- 2015 Naismith National Coach of the Year
- 2015 NABC National Coach of the Year
- 2015 The Sporting News National Coach of the Year
- 2015 Adolph Rupp National Coach of the Year
- 2015 SEC Coach of the Year (AP/Coaches)
- 2015 USBWA District IV Coach of the Year
- 2012 Nell & John Wooden Coach of the Year Leadership Award
- 2012 Naismith National Coach of the Year Finalist
- 2012 SEC Coach of the Year (AP/Coaches)
- 2010 Adolph Rupp National Coach of the Year
- 2010 Naismith National Coach of the Year Finalist
- 2010 SEC Coach of the Year (AP)
- 2010 *Sporting News* SEC Coach of the Year
- 2010 Yahoo! Sports SEC Coach of the Year
- 2010 USBWA District IV Coach of the Year
- 2009 NABC National Co-Coach of the Year
- 2009 *Sports Illustrated* National Coach of the Year
- 2009 Phelan National Coach of the Year
- 2009 Iba National Coach of the Year Finalist
- 2009 C-USA Coach of the Year
- 2008 Naismith National Coach of the Year
- 2008 C-USA Coach of the Year
- 2008 Iba National Coach of the Year Finalist
- 2008 Phelan National Coach of the Year Finalist
- 2007 Phelan National Coach of the Year Finalist
- 2007 USBWA District IV Coach of the Year
- 2007 *Basketball Times* South Region Coach of the Year
- 2006 C-USA Coach of the Year
- 2004 NABC District 7 Coach of the Year
- 1996 Naismith National Coach of the Year
- 1996 NABC National Coach of the Year
- 1996 *The Sporting News* National Coach of the Year
- 1996 Atlantic 10 Coach of the Year
- 1995 Naismith National Coach of the Year Finalist
- 1994 Naismith National Coach of the Year Finalist
- 1994 Atlantic 10 Coach of the Year
- 1993 USBWA District I Coach of the Year
- 1993 Atlantic 10 Coach of the Year
- 1992 Eastern Basketball Coach of the Year



HEAD COACH JOHN CALIPARI

CAL IN CONFERENCE

SEC COACHES	CONFERENCE	Tournament	Conference
	CHAMPIONSHIPS	Championships	Coach of the Year
Avery Johnson, Alabama	0	0	0
Mike Anderson, Arkansas	1	1	1
Bruce Pearl, Auburn	7	2	7
Michael White, Florida	3	0	2
Mark Fox, Georgia	4	0	3
John Calipari, Kentucky	13	12	9
Johnny Jones, LSU	1	2	0
Kim Anderson, Missouri	6	4	2
Andy Kennedy, Ole Miss	0	1	2
Ben Howland, Mississippi State	7	5	3
Frank Martin, South Carolina	0	0	1
Rick Barnes, Tennessee	3	1	5
Billy Kennedy, Texas A&M	4	2	3
Kevin Stallings, Vanderbilt	2	3	3
TOTALS	51	33	41

NCAA DIVISION I ACTIVE WINNINGEST COACHES

(On-Court By Percentage - Min. 10 yrs. at Division I level)

NO.	COACH/TEAM	YRS.	PCT.
1.	Mark Few/Gonzaga	16	.810
2.	Roy Williams/UNC	27	.788
3.	John Calipari/Kentucky	23	.781
4.	Mike Krzyzewski/Duke	40	.767
5.	Bo Ryan/Wisconsin	31	.764

*numbers going into the 2015-16 season

SINCE 2005-06 ...

Since the 2005-06 season, John Calipari's on-court record ranks him as the winningest coach. Totals through Dec. 26.

COACH	RECORD
1. John Calipari	337-55
2. Bill Self	317-63
3. Mike Krzyzewski	307-66
4. Mark Few	291-70
5. Roy Williams	291-89

MISCELLANEOUS ON-COURT RECORDS

Overall Record:645-180 (.782)
 March/April Record:139-40 (.781)
 NCAA Record:47-15 (.770)
 Record in Conference Games:290-86 (.771)
 Record in Conference Tournament:47-12 (.797)

- Calipari owns the most single-season wins with 38, tying his own record (Memphis in '08 and UK in '12) in 2016 with 38 wins
- Calipari is one of two coaches (Roy Williams) in NCAA Division I history to have 400 or more wins in the first 16 years as a head coach. Calipari had 416 wins in his first 16 years
- Calipari is the winningest coach in NCAA Division I history for a five-year span with 173 victories (2008-12)
- Calipari is the first coach in NCAA Division I history to record five straight on-court 30-win seasons. Memphis hit the 30-win plateau from 2006-09
- Calipari is one of only two coaches (Rick Pitino) to lead three different schools to a Final Four
- Calipari is one of only three coaches (John Wooden, Mike Krzyzewski) to go to four Final Fours in five seasons
- Calipari started with a 54-0 record in Rupp Arena as head coach of the Wildcats
- Calipari has 25 players that have been chosen in the NBA Draft (19 first-round picks) over the last six seasons
- Calipari has more wins (327) in a 10-year period (2006-15) than any other coach in college basketball history

CALIPARI VS. ALL OPPONENTS

Alabama 8-3	George Mason 1-0	Missouri 5-2	Southern Cal 3-0
Albany 1-0	Georgetown 2-1	Montana State 1-0	Southern Miss 15-4
Arizona 1-1	George Washington 8-9	Morehead State 2-0	Southwest Texas St. 1-0
Arizona State 0-1	Georgia 9-2	Murray State 1-0	St. Bonaventure 17-1
Arkansas 7-6	Georgia Tech 1-1	Nevada 1-0	St. John's 1-0
Arkansas-Little Rock 3-0	Gonzaga 4-0	New Hampshire 5-0	St. Joseph's 15-5
Arkansas-Pine Bluff 1-0	Grand Canyon 1-0	NJIT 1-0	St. Mary's 1-0
Arkansas State 4-0	Hampton 1-0	New Mexico 1-0	St. Peter's 1-0
Auburn 8-0	Hartford 2-0	New Orleans 1-0	Stanford 3-2
Austin Peay 6-1	Harvard 1-0	North Carolina 5-2	Syracuse 3-2
Baylor 1-2	Holy Cross 4-1	North Carolina State 1-0	TCU 5-1
Belmont 2-0	Houston 17-3	North Texas 1-0	Temple 13-11
Boise State 1-0	Howard 1-0	Northeastern 2-1	Tennessee 12-5
Boston University 7-1	Illinois 1-1	Northern Kentucky 1-0	Tennessee Martin 4-0
Boston College 2-0	Illinois State 1-0	Northwestern State 2-0	Tennessee Tech 1-0
Bradley 1-0	Indiana 3-1	Notre Dame 2-1	Texas 2-2
Bucknell 1-0	Iowa 0-1	Oakland 1-0	Texas A&M 4-1
Buffalo 2-0	Iowa State 2-0	Ohio State 1-2	Texas Arlington 3-0
BYU 1-0	Jackson State 2-0	Oklahoma 4-1	Towson State 1-0
Cal State Northridge 1-0	Kansas 3-3	Oklahoma State 0-2	Tulane 15-0
Central Conn. St. 2-0	Kansas State 2-0	Old Dominion 2-0	Tulsa 11-1
Charlotte 2-3	Keene State 1-0	Oral Roberts 1-0	UAB 14-3
Chattanooga 2-0	Kentucky 2-4	Oregon State 1-0	UCF 6-0
Christian Brothers 2-0	Lafayette (Pa.) 1-0	Pennsylvania 3-0	UCLA 3-2
Cincinnati 6-7	Lamar 4-0	Penn State 4-4	UNC Asheville 2-0
Cleveland State 3-0	LaSalle 3-0	Pepperdine 1-0	UNC Greensboro 1-0
Coastal Carolina 1-0	LIU-Brooklyn 1-0	Pittsburgh 2-1	UNC Wilmington 1-0
Colorado 1-1	Lipscomb 1-0	Portland 3-0	USF 9-1
Colorado State 1-1	Long Beach State 1-0	Princeton 2-0	Utah 1-1
Columbia 1-0	Louisiana-Lafayette 2-0	Providence 3-1	UTEP 6-0
Connecticut 2-5	Louisiana Tech 1-1	Purdue 2-1	Vanderbilt 10-3
Coppin State 1-0	Louisville 14-6	Radford 1-0	Vermont 2-0
Cornell 1-0	LSU 8-1	Rhode Island 16-2	Villanova 2-0
Dartmouth 1-0	Loyola 1-0	Rice 4-0	Virginia 0-1
Dayton 1-0	Lowell 2-1	Richmond 1-0	Virginia Tech 2-0
DePaul 4-2	Manhattan 2-0	Rider 1-0	Wake Forest 2-1
Detroit 1-0	Marist 2-0	Robert Morris 2-1	Washington 1-0
Drexel 2-0	Marshall 6-0	Rutgers 11-4	Western Kentucky 2-0
Duke 1-2	Marquette 3-1	Saint Louis 4-3	West Virginia 12-7
Duquesne 11-4	Maryland 5-3	Sam Houston State 1-0	Wichita State 1-0
East Carolina 7-0	Massachusetts 1-0	Samford 3-0	Winthrop 2-0
East Tennessee State ... 3-0	Memphis 1-0	Santa Clara 1-0	Wisconsin 1-1
Eastern Kentucky 3-0	Miami (Fla.) 0-1	Savannah State 1-0	Wisconsin-Milwaukee . . 1-0
Eastern Michigan 2-0	Miami (Ohio) 2-0	Seton Hall 1-0	Wofford 1-0
Fairfield 1-0	Michigan 1-0	Siena 4-0	Wright State 1-0
Florida 12-5	Michigan State 1-1	SMU 8-0	Xavier 2-2
Florida State 1-1	Middle Tennessee 3-0	South Carolina 10-2	Yale 1-0
Florida Tech 0-1	Mississippi 11-4	South Connecticut 1-0	
Fordham 5-0	Mississippi State 8-0	South Florida 1-0	
Furman 1-0	Mississippi Valley St. 1-0	S. Louisiana 1-0	

CALIPARI ERA SINGLE-GAME INDIVIDUAL RECORDS

MOST POINTS

Pts.	Player vs. Opponent	Date
35	Terrence Jones vs. Auburn	1-11-11
33	Jamal Murray vs. Ohio St.	12-19-15
32	Doron Lamb vs. Winthrop	12-22-10
30	Brandon Knight vs. W. Va.	3-19-11
29	Eric Bledsoe vs. ETSU	3-18-10
29	Terrence Jones vs. Oklahoma	11-22-10
29	Julius Randle vs. Belmont	12-21-13
28	Anthony Davis vs. Vanderbilt	2-25-12
28	Archie Goodwin vs. Morehead St.	11-21-12
28	Aaron Harrison vs. Robert Morris	11-17-13
27	DeMarcus Cousins at S. Carolina	1-26-10
27	DeMarcus Cousins vs. S. Houston	11-19-09
27	Anthony Davis vs. Arkansas	1-17-12
27	Terrence Jones at LSU	1-28-12
27	Terrence Jones vs. Notre Dame	12-8-10
27	Julius Randle vs. Michigan St.	11-12-13
26	Aaron Harrison vs. Ole Miss	1-6-15
26	Andrew Harrison vs. Tennessee	1-18-14
26	Brandon Knight at Arkansas	2-23-11
26	Skal Labissiere vs. Albany	11-14-15
26	Doron Lamb vs. Samford	12-20-11
26	Doron Lamb vs. Penn State	11-19-11
26	Kyle Wiltjer at Ole Miss	1-29-13
26	James Young vs. Miss. St.	1-8-14
26	James Young vs. UT Arlington	11-19-13
25	Eric Bledsoe at Florida	1-12-10
25	Terrence Jones at Vanderbilt	2-12-11
25	Terrence Jones vs. ETSU	11-12-10
25	Brandon Knight at Louisville	12-31-10
25	Julius Randle at Ole Miss	2-18-14
25	Karl Towns vs. Notre Dame	3-28-15
25	John Wall vs. UConn	12-9-09

Active: 33, Jamal Murray vs. Ohio St. (12-19-15)
SEC: 35, Terrence Jones vs. Auburn (1-11-11)
Postseason: 30, Brandon Knight vs. WVU (3-19-11)
SEC Tourney: 23, John Wall vs. Alabama (3-12-10)
NCAA Tourney: 30, Brandon Knight vs. WVU (3-19-11)
Rupp Arena: 35, Terrence Jones vs. Auburn (1-11-11)
On the Road: 27, Terrence Jones at LSU (1-28-12)
SEC Road: 27, Terrence Jones at LSU (1-28-12)
Ranked Opp.: 30, Brandon Knight vs. WVU (3-19-11)
Freshman: 35, Terrence Jones vs. Auburn (1-11-11)
Sophomore: 27, Terrence Jones at LSU (1-28-12)
Junior: 24, Darius Miller vs. Florida (2-26-11)
Senior: 24, Julius Mays vs. Missouri (2-23-13)
Opener: 25, Terrence Jones vs. ETSU (11-12-10)
SEC Opener: 26, Aaron Harrison vs. Ole Miss (1-6-15)
***In some cases, the most recent occurrence is listed*

MOST POINTS IN AN SEC GAME

Pts.	Player vs. Opponent	Date
35	Terrence Jones vs. Auburn	1-11-11
28	Anthony Davis vs. Vanderbilt	2-25-12
27	DeMarcus Cousins at S. Carolina	1-26-10
27	Anthony Davis vs. Arkansas	1-17-12
27	Terrence Jones at LSU	1-28-12
26	Aaron Harrison vs. Ole Miss	1-6-15
26	Andrew Harrison vs. Tennessee	1-18-14
26	Brandon Knight at Arkansas	2-23-11
26	Kyle Wiltjer at Ole Miss	1-29-13
26	James Young vs. Miss. State	1-8-14
25	Eric Bledsoe at Florida	1-12-10
25	Terrence Jones at Vanderbilt	2-12-11
25	Julius Randle at Ole Miss	2-18-14
26	James Young vs. Miss. State	1-8-14
25	Eric Bledsoe at Florida	1-12-10
25	Terrence Jones at Vanderbilt	2-12-11
25	Julius Randle at Ole Miss	2-18-14

MOST POINTS IN A HALF

Pts.	Player vs. Opponent	Date
27	Jamal Murray² vs. Ohio State	12-19-15
23	Julius Randle ² vs. Mich. State	11-12-13
22	Eric Bledsoe ² vs. Morehead St.	11-13-09
22	Terrence Jones ² vs. Auburn	1-11-11
20	DeMarcus Cousins ² vs. Asheville	11-30-09
20	Terrence Jones ² at Georgia	1-8-11
19	Archie Goodwin ² at Louisville	12-29-12
19	Aaron Harrison ¹ vs. R. Morris	11-17-13

19	John Wall ² vs. UConn	12-9-09
18	DeMarcus Cousins ¹ vs. Sam Houston	11-19-09
18	Anthony Davis ² vs. Louisville	12-31-11
18	Anthony Davis ¹ at S. Carolina	2-4-12
18	Josh Harrellson ² at Louisville	12-31-10
18	Aaron Harrison ² vs. Belmont	12-21-13
18	Aaron Harrison ² at Florida	2-7-15
18	Skal Labissiere¹ vs. Albany	11-14-15
18	Kyle Wiltjer ² vs. Loyola	12-22-11

¹ - First Half; ² - Second Half

MOST POINTS OFF THE BENCH

Pts.	Player vs. Opponent	Date
35	Terrence Jones vs. Auburn	1-11-11
32	Doron Lamb vs. Winthrop	12-22-10
26	Kyle Wiltjer at Ole Miss	1-29-13
24	Doron Lamb at North Carolina	12-4-10
24	Kyle Wiltjer vs. Loyola	12-22-11
23	Kyle Wiltjer vs. Lipscomb	12-15-12
20	Doron Lamb vs. ETSU	11-12-10
20	Doron Lamb at Ole Miss	2-1-11

MOST 3-POINTERS MADE

3's	Player vs. Opponent	Date
8	Eric Bledsoe vs. ETSU	3-18-10
7	Jamal Murray vs. Ohio St.	12-19-15
7	Doron Lamb vs. Winthrop	12-22-10
7	Kyle Wiltjer vs. Lipscomb	12-15-12
7	Kyle Wiltjer vs. Lafayette	11-16-12

MOST FREE THROWS

FTs	Player vs. Opponent	Date
13	Julius Randle vs. Belmont	12-21-13
13	Julius Randle at Ole Miss	2-18-14
12	Anthony Davis vs. Louisville	12-31-11
12	Archie Goodwin vs. Morehead St.	11-21-12
12	Archie Goodwin at Ole Miss	1-29-13
12	Dakari Johnson vs. UT Arlington	11-25-14
11	Aaron Harrison at S. Carolina	3-1-14
11	Terrence Jones vs. LSU	1-15-11
11	Terrence Jones vs. St. John's	12-1-11
11	Julius Randle vs. UNC Asheville	11-8-13

MOST REBOUNDS

Rebs	Player vs. Opponent	Date
19	Michael Kidd-Gilchrist vs. Louisville	12-31-11
18	DeMarcus Cousins vs. S. Houston	11-19-09
18	DeMarcus Cousins vs. Louisville	1-2-10
18	Anthony Davis vs. Chattanooga	12-17-11
18	Patrick Patterson vs. Rider	11-21-09
17	Terrence Jones at Washington	11-23-10
17	Terrence Jones vs. N. Dame	12-8-10
16	Anthony Davis vs. Kansas	4-2-12
16	Anthony Davis vs. UALR	1-3-12
16	Nerlens Noel vs. Baylor	12-1-12
16	Julius Randle vs. UNC Asheville	11-8-13
16	Julius Randle vs. LSU	3-14-14
15	DeMarcus Cousins vs. Tennessee	3-13-10
15	Anthony Davis vs. St. John's	12-1-11
15	Terrence Jones vs. UConn	4-2-11
15	Julius Randle vs. R. Morris	11-17-13
15	Julius Randle vs. Cleveland St.	11-25-13
15	Julius Randle vs. LSU	2-22-14
15	Julius Randle at S. Carolina	3-1-14
15	Julius Randle vs. Kansas State	3-21-14

Active: 13, Alex Poythress vs. Eastern Kentucky, 12-9-15
SEC: 15, Julius Randle vs. LSU, 2-22-14
Postseason: 16, Julius Randle vs. LSU, 3-14-14
SEC Tourney: 16, Julius Randle vs. LSU, 3-14-14
NCAA Tourney: 16, Anthony Davis vs. Kanas, 4-2-12
Rupp Arena: 19, Michael Kidd-Gilchrist vs. Louisville, 12-31-11
On the Road: 17, Terrence Jones at Washington, 11-23-10
SEC Road: 15, Julius Randle at S. Carolina, 3-1-14
Ranked Opp.: 19, Michael Kidd-Gilchrist vs. Louisville, 12-31-11
Freshman: 19, Michael Kidd-Gilchrist vs. Louisville, 12-31-11
Sophomore: 13, Dakari Johnson vs. G. Canyon, 11-14-14
Junior: 18, Patrick Patterson vs. Rider, 11-21-09
Senior: 14, Josh Harrellson at Arkansas, 2-23-11
Opener: 16, Julius Randle vs. UNC Ash., 11-8-13
SEC Opener: 12, Willie Cauley-Stein vs. Ole Miss, 1-6-15
***In some cases, the most recent occurrence is listed*

CALIPARI ERA SINGLE-GAME INDIVIDUAL RECORDS

MOST OFFENSIVE REBOUNDS

Rebs	Player vs. Opponent	Date
9	Willie Cauley-Stein vs. Arkansas	2-27-14
9	DeMarcus Cousins vs. Ole Miss	2-2-10
9	Patrick Patterson vs. Rider	11-21-09
8	DeMarcus Cousins vs. S. Houston	11-19-09
8	DeMarcus Cousins vs. Vanderbilt	1-30-10
8	Dakari Johnson vs. G. Canyon	11-14-14
8	Patrick Patterson at Indiana	12-12-09

MOST DEFENSIVE REBOUNDS

Rebs	Player vs. Opponent	Date
15	Terrence Jones vs. Notre Dame	12-8-10
14	DeMarcus Cousins vs. Louisville	1-2-10
13	Anthony Davis vs. Chattanooga	12-17-11
13	Anthony Davis vs. LSU	3-9-12
13	Michael Kidd-Gilchrist vs. Louisville	12-31-11
13	Terrence Jones vs. Washington	11-23-10
12	Anthony Davis vs. UALR	1-3-12
12	Anthony Davis vs. Louisville	3-31-12
12	Anthony Davis vs. Kansas	4-2-12
12	Julius Randle vs. Kansas State	3-21-14
12	Karl-Anthony Towns vs. Georgia	2-3-15

MOST ASSISTS

Assts.	Player vs. Opponent	Date
16	John Wall vs. Hartford	12-29-09
14	John Wall vs. UNC Asheville	11-30-09
11	John Wall vs. Rider	11-21-09
11	John Wall vs. E. Tennessee St.	3-18-10
10	Julius Mays vs. Lafayette	11-16-12
10	Marquis Teague vs. Florida	2-7-12
9	Archie Goodwin vs. LIU-Brook.	11-23-12
9	Andrew Harrison vs. Georgia	3-15-14
9	Andrew Harrison vs. Auburn	2-21-15
9	Brandon Knight vs. S. Carolina	2-19-11
9	DeAndre Liggins vs. Winthrop	12-22-10
9	Marquis Teague vs. Arkansas	1-17-12
9	Tyler Ulis at UCLA	12-3-15
9	John Wall vs. Vanderbilt	1-30-10
9	John Wall vs. Tennessee	3-13-10
9	John Wall vs. Mississippi St.	3-14-10

Active: 9, Tyler Ulis at UCLA, 12-3-15
SEC: 10, Marquis Teague vs. Florida, 2-7-12
Postseason: 11, John Wall vs. E. Tennessee St., 3-18-10
SEC Tourney: 9, Andrew Harrison vs. Georgia, 3-15-14
NCAA Tourney: 11, John Wall vs. E. Tenn. St., 3-18-10
Rupp Arena: 16, John Wall vs. Hartford, 12-29-09
On the Road: 9, Tyler Ulis at UCLA, 12-3-15
SEC Road: 8, Ryan Harrow at Auburn, 1-19-13
Ranked Opp.: 8, Tyler Ulis vs. N. Carolina, 12-13-14
Freshman: 16, John Wall vs. Hartford, 12-29-09
Sophomore: 9, Tyler Ulis at UCLA, 12-3-15
Junior: 9, DeAndre Liggins vs. Winthrop, 12-22-10
Senior: 10, Julius Mays vs. Lafayette, 11-16-12
Opener: 8, Jamal Murray vs. Albany, 11-13-15
SEC Opener: 7, Tyler Ulis vs. Ole Miss, 1-6-15

***In some cases, the most recent occurrence is listed*

MOST POINTS-REBOUNDS-ASSISTS

P-R-A	Player vs. Opponent	Date
47 (27-17-3)	Terrence Jones vs. Notre Dame	12-8-10
45 (27-18-0)	DeMarcus Cousins vs. Sam Houston	11-19-09
45 (29-13-3)	Terrence Jones vs. Oklahoma	11-22-10
44 (24-19-1)	Michael Kidd-Gilchrist vs. Louisville	12-31-11
42 (35-8-0)	Terrence Jones vs. Auburn	1-11-11
41 (27-14-0)	Anthony Davis vs. Arkansas	1-17-12
41 (27-13-1)	Julius Randle vs. Michigan State	11-12-13
41 (26-10-5)	James Young vs. Mississippi State	1-8-14
40 (22-9-9)	Archie Goodwin vs. LIU-Brooklyn	11-23-12
40 (23-16-1)	Julius Randle vs. UNC Asheville	11-8-13
39 (27-12-0)	DeMarcus Cousins at South Carolina	1-26-10
39 (18-18-3)	DeMarcus Cousins vs. Louisville	1-2-10
39 (28-11-0)	Anthony Davis vs. Vanderbilt	2-25-12
39 (22-16-1)	Anthony Davis vs. UALR	1-3-12
39 (23-14-2)	Josh Harrellson at Louisville	12-31-10
39 (25-12-2)	Terrence Jones vs. ETSU	11-12-10
39 (26-8-5)	Brandon Knight at Arkansas	2-23-11
39 (29-10-0)	Julius Randle vs. Belmont	12-21-13
39 (22-14-3)	Julius Randle vs. Northern Ky.	11-10-13
38 (28-6-4)	Archie Goodwin vs. Morehead St.	11-21-12

38 (19-18-1)	Patrick Patterson vs. Rider	11-21-09
38 (25-13-0)	Julius Randle at Ole Miss	2-18-14
38 (21-6-11)	John Wall vs. Rider	11-21-09

MOST MINUTES WITHOUT A TURNOVER

Mins.	Player vs. Opponent	Date
44	Darius Miller at Arkansas	2-23-11
41	Aaron Harrison vs. LSU	2-22-14
40	Tyler Ulis vs. Duke	11-17-15
40	Aaron Harrison vs. Ole Miss	1-6-15
40	Alex Poythress vs. Missouri	2-23-13
39	Anthony Davis vs. Alabama	1-21-12
39	Ryan Harrow at Louisville	12-29-12
39	Michael Kidd-Gilchrist vs. Louisville	12-31-11
39	Nerlens Noel vs. Texas A&M	1-12-13

MOST BLOCKED SHOTS

Blks.	Player vs. Opponent	Date
12	Nerlens Noel at Ole Miss	1-29-13
9	Willie Cauley-Stein vs. Boise State	12-10-13
9	Willie Cauley-Stein vs. Providence	12-1-13
8	Anthony Davis at S. Carolina	2-4-12
8	Anthony Davis vs. St. John's	12-1-11
8	Nerlens Noel at Alabama	1-22-13
7	Willie Cauley-Stein vs. E. Michigan	11-27-13
7	Willie Cauley-Stein vs. Missouri	2-23-13
7	Anthony Davis vs. WKU	3-15-12
7	Anthony Davis at Vanderbilt	2-11-12
7	Anthony Davis vs. Tennessee	1-31-12
7	Anthony Davis vs. Arkansas	1-17-12
7	Anthony Davis vs. S. Carolina	1-7-12
7	Anthony Davis vs. Kansas	11-15-11
7	Nerlens Noel at Auburn	1-19-13
7	Nerlens Noel vs. Texas A&M	1-12-13
7	Nerlens Noel vs. Lipscomb	12-15-12
7	Nerlens Noel vs. Portland	12-8-12
7	Karl-Anthony Towns vs. Vanderbilt	1-20-15

Active: 5, Marcus Lee vs. Arizona State, 12-12-15
SEC: 12, Nerlens Noel at Ole Miss, 1-29-13
Postseason: 7, Anthony Davis vs. WKU, 3-15-12
SEC Tourney: 6, Anthony Davis vs. LSU, 3-11-12
NCAA Tourney: 7, Anthony Davis vs. WKU, 3-15-12
Rupp Arena: 9, Willie Cauley-Stein vs. Boise St., 12-10-13
On the Road: 12, Nerlens Noel at Ole Miss, 1-29-13
SEC Road: 12, Nerlens Noel at Ole Miss, 1-29-13
Ranked Opp.: 12, Nerlens Noel at Ole Miss, 1-29-13
Freshman: 12, Nerlens Noel at Ole Miss, 1-29-13
Sophomore: 9, Willie Cauley-Stein vs. Boise St., 12-10-13
Junior: 5, Marcus Lee vs. Arizona State, 12-12-15
Senior: 6, Josh Harrellson vs. Penn, 1-3-11
Opener: 5, Anthony Davis vs. Marist, 11-11-11
SEC Opener: 7, Anthony Davis vs. S. Carolina, 1-7-12

***In some cases, the most recent occurrence is listed*

MOST STEALS

Stls.	Player vs. Opponent	Date
6	Willie Cauley-Stein vs. Georgia	1-25-14
6	Nerlens Noel vs. Baylor	12-1-12
6	John Wall vs. UConn	12-9-09
6	John Wall vs. UNC Asheville	11-30-09
5	Willie Cauley-Stein vs. Texas	12-5-14
5	Aaron Harrison vs. Arkansas	2-28-15
5	DeAndre Liggins vs. Tennessee	2-8-11
5	Darius Miller at Portland	11-19-10

Active: 4, Jamal Murray vs. Duke, 11-17-15
SEC: 6, Willie Cauley-Stein vs. Georgia, 1-25-14
Postseason: 5, John Wall vs. Miss. State, 3-14-10
SEC Tourney: 5, John Wall vs. Miss. State, 3-14-10
NCAA Tourney: 4, Andrew Harrison vs. W. Virginia, 3-26-15
Rupp Arena: 6, Willie Cauley-Stein vs. Georgia, 1-25-14
On the Road: 5, Darius Miller at Portland, 11-19-10
SEC Road: 3, Andrew Harrison at Florida, 3-8-14
Ranked Opp.: 5, Aaron Harrison vs. Arkansas, 2-28-15
Freshman: 6, Nerlens Noel vs. Baylor, 12-1-12
Sophomore: 6, Willie Cauley-Stein vs. Georgia, 1-25-14
Junior: 5, Willie Cauley-Stein vs. Texas, 12-5-14
Senior: 4, Josh Harrellson vs. Princeton, 3-17-11
Opener: 4, Aaron Harrison vs. UNC Asheville, 11-8-13
SEC Opener: 3, Willie Cauley-Stein vs. Ole Miss, 1-6-15

***In some cases, the most recent occurrence is listed*

CALIPARI ERA SINGLE-GAME SCORING RECORDS

MOST POINTS

Pts.(Score)	Opp.	Date
110 (110-75)	Auburn	2/21/15
108 (108-58)	Marist	11/11/11
105 (105-76)	UT Arlington	11/19/13
104 (104-75)	LIU Brooklyn	11/23/12
104 (104-61)	Hartford	12/29/09
102 (102-90)	vs. Indiana	3/23/12
102 (102-92)	Sam Houston	11/19/09
101 (101-49)	Lafayette	11/16/12
101 (101-70)	Arkansas	1/23/10
100 (100-71)	vs. ETSU	3/18/10

MOST PTS. IN RUPP ARENA WIN

Pts.(Score)	Opp.	Date
110 (110-75)	Auburn	2/21/15
108 (108-58)	Marist	11/11/11
105 (105-76)	UT Arlington	11/19/13
104 (104-75)	LIU Brooklyn	11/23/12
104 (104-61)	Hartford	12/29/09
102 (102-92)	Sam Houston	11/19/09
101 (101-49)	Lafayette	11/16/12
101 (101-70)	Arkansas	1/23/10
93 (93-80)	Belmont	12/21/13
93 (93-63)	Northern Ky.	11/10/13

FEWEST POINTS IN NCAA TOURNEY

Pts.(Score)	Opp.	Date
54 (54-60)	vs. UConn	4/7/14
55 (55-56)	vs. UConn	4/2/11
56 (56-49)	vs. Kansas St.	3/21/14
59 (59-57)	vs. Princeton	3/17/11
62 (62-60)	vs. Ohio State	3/25/11
62 (62-45)	vs. Cornell	3/25/10
64 (64-71)	vs. Wisconsin	4/4/15
64 (64-51)	vs. Cincinnati	3/21/15
66 (66-73)	vs. W. Virginia	3/27/10
67 (67-59)	vs. Kansas	4/2/12

MOST POINTS IN A LOSS

Pts.(Score)	Opp.	Date
85 (85-87)	at Arkansas	1/14/14
82 (82-87)	at LSU	1/28/14
77 (77-82)	at N. Carolina	12/14/13
77 (77-80)	at Louisville	12/19/12
77 (77-87)	at UCLA	12/3/15
76 (76-77)	at Arkansas	2/23/11
74 (74-78)	vs. Michigan St.	11/12/13
73 (73-75)	at N. Carolina	12/4/10
72 (72-73)	at Indiana	12/10/11
71 (71-83)	Texas A&M	1/12/13

MOST PTS. IN ROAD GAME WIN

Pts.(Score)	Opp.	Date
90 (90-73)	at Indiana	12/12/09
89 (89-77)	at Florida	1/12/10
87 (87-74)	at Ole Miss	1/29/13
86 (86-52)	at S. Carolina	2/4/12
84 (84-79)	at Missouri	2/1/14
84 (84-70)	at Ole Miss	2/18/14
81 (81-55)	at LSU	2/6/10
81 (81-75)	at Miss. State	2/16/10
80 (80-69)	at Georgia	3/3/10
78 (78-63)	at Louisville	12/31/10

FEWEST PTS. IN SEC TOURNEY

Pts.(Score)	Opp.	Date
48 (48-64)	vs. Vanderbilt	3/15/13
60 (60-61)	vs. Florida	3/16/14
60 (60-51)	vs. LSU	3/9/12
64 (64-49)	vs. Florida	3/13/15
64 (64-71)	vs. Vanderbilt	3/11/12
70 (70-58)	vs. Georgia	3/15/14
70 (70-54)	vs. Florida	3/13/11
72 (72-58)	vs. Alabama	3/12/11
73 (73-67)	vs. Alabama	3/12/10
74 (74-71)	vs. Florida	3/10/12
74 (74-45)	vs. Tennessee	3/13/10

MOST POINTS IN A WIN OVER RANKED TEAM

Pts.(Score)	Opp.	Date
102 (102-90)	vs. Indiana	3/23/12
87 (87-74)	at Ole Miss	1/29/13
85 (85-72)	Vanderbilt	1/30/10
85 (85-75)	Ole Miss	2/2/10
84 (84-70)	North Carolina	12/13/14
84 (84-67)	Arkansas	2/28/15
82 (82-70)	vs. Baylor	3/25/12
78 (78-63)	vs. Arkansas	3/15/15
78 (78-39)	vs. West Virginia	3/26/15
78 (78-76)	vs. Wichita St.	3/23/14
78 (78-58)	Florida	2/7/12
78 (78-63)	at Louisville	12/31/10

MOST POINTS/HALF

Pts.	Opp.	Date
63 ²	Marist	11/11/11
63 ²	UT Arlington	11/19/13
58 ²	Auburn	2/21/15
57 ¹	Arkansas	1/23/10
57 ¹	Hartford	12/29/09
56 ¹	Drexel	12/21/09
55 ¹	LIU-Brooklyn	11/23/12
55 ¹	UT Arlington	11/25/14
54 ¹	vs. East Tenn. State	3/18/10
53 ¹	Sam Houston	11/19/09
53 ²	Penn	1/3/11

¹ - First Half; ² - Second Half

FEWEST PTS. IN RUPP ARENA

Pts.(Score)	Opp.	Date
55 (55-64)	Baylor	12/1/12
56 (56-46)	Columbia	12/10/14
58 (58-38)	Providence	11/30/14
61 (61-57)	Florida	3/9/13

FEWEST PTS. IN ROAD GAME

Pts.(Score)	Opp.	Date
50 (50-64)	at Notre Dame	11/29/12
52 (52-69)	at Florida	2/12/13
55 (55-48)	at Alabama	3/4/14
55 (55-59)	at Alabama	1/22/13
57 (57-59)	at R. Morris	3/19/13
57 (57-44)	at Georgia	1/24/12
58 (58-50)	at Louisville	12/27/14
58 (58-43)	at S. Carolina	1/24/14
58 (58-88)	at Tennessee	2/16/13
58 (58-56)	at Vanderbilt	2/20/10

MOST PTS. AT NEUTRAL SITE

Pts.(Score)	Opp.	Date
102 (102-90)	vs. Indiana	3/23/12
100 (100-71)	vs. ETSU	3/18/10
94 (94-57)	vs. UNC Ash.	11/30/09
91 (91-67)	vs. Auburn	3/14/15
90 (90-60)	vs. Wake Forest	3/20/10
87 (87-71)	vs. Iowa State	3/17/12
85 (85-67)	vs. LSU	3/14/14
85 (85-47)	vs. Penn State	11/19/11
84 (84-63)	vs. South Florida	11/27/15
83 (83-44)	vs. UCLA	12/20/14

FEWEST POINTS

Pts.(Score)	Opp.	Date
48 (48-64)	vs. Vanderbilt	3/15/13
50 (50-64)	at Notre Dame	11/29/12
52 (52-69)	at Florida	2/12/13
54 (54-60)	vs. UConn	4/7/14
55 (55-48)	Alabama	3/4/14
55 (55-64)	Baylor	12/1/12
55 (55-59)	at Alabama	1/22/13
55 (55-56)	vs. UConn	4/2/11
56 (56-46)	Columbia	12/10/14
56 (56-49)	vs. Kansas St.	3/21/14

FEWEST POINTS/HALF

Pts.	Opp.	Date
19 ²	at Georgia	1/24/12
21 ¹	vs. UConn	4/2/11
22 ¹	at Tennessee	3/6/11
22 ²	at Alabama	1/22/13
22 ²	at Louisville	12/27/14
23 ¹	vs. UConn	12/9/09
23 ¹	vs. Vanderbilt	3/15/13
23 ²	vs. Maryland	11/9/12
23 ²	vs. UConn	4/7/14
23 ¹	Columbia	12/10/14

¹ - First Half; ² - Second Half

MOST PTS. IN NCAA TOURNEY

Pts.(Score)	Opp.	Date
102 (102-90)	vs. Indiana	3/23/12
100 (100-71)	vs. ETSU	3/18/10
90 (90-60)	vs. Wake Forest	3/20/10
87 (87-71)	vs. Iowa State	3/17/12
82 (82-70)	vs. Baylor	3/25/12
81 (81-66)	vs. WKU	3/15/12
79 (79-56)	vs. Hampton	3/19/15
78 (78-39)	vs. West Virginia	3/26/15
78 (78-76)	vs. Wichita St.	3/23/14
76 (76-69)	vs. N. Carolina	3/27/11

FEWEST POINTS IN A WIN

Pts.(Score)	Opp.	Date
55 (55-48)	Alabama	3/4/14
56 (56-46)	Columbia	12/10/14
56 (56-49)	vs. Kansas St.	3/21/14
57 (57-44)	at Georgia	1/24/12
58 (58-38)	Providence	11/30/14
58 (58-50)	at Louisville	12/27/14
58 (58-43)	at S. Carolina	1/24/14
58 (58-56)	at Vanderbilt	2/20/10
59 (59-57)	vs. Princeton	3/17/11
60 (60-58)	at Vanderbilt	1/10/13
60 (60-51)	vs. LSU	3/9/12

MOST PTS. IN SEC TOURNEY

Pts.(Score)	Opp.	Date
91 (91-67)	vs. Auburn	3/14/15
85 (85-67)	vs. LSU	3/14/14
78 (78-63)	vs. Arkansas	3/15/15
75 (75-66)	vs. Ole Miss	3/11/11
75 (75-74)	vs. Miss. State	3/14/10
74 (74-71)	vs. Florida	3/10/12
74 (74-45)	vs. Tennessee	3/13/10
72 (72-58)	vs. Alabama	3/12/11
73 (73-67)	vs. Alabama	3/12/10
70 (70-58)	vs. Georgia	3/15/14
70 (70-54)	vs. Florida	3/13/11

FEWEST PTS. AT NEUTRAL SITE

Pts.(Score)	Opp.	Date
48 (48-64)	vs. Vanderbilt	3/15/13
54 (54-60)	vs. UConn	4/7/14
55 (55-56)	vs. UConn	4/2/11
56 (56-49)	vs. Kansas St.	3/21/14
59 (59-57)	vs. Princeton	3/17/11
60 (60-61)	vs. Florida	3/16/14
60 (60-51)	vs. LSU	3/9/12
62 (62-67)	vs. Baylor	12/6/13
62 (62-52)	vs. ODU	11/20/11
62 (62-60)	vs. Ohio State	3/25/11
62 (62-45)	vs. Cornell	3/25/10

CALIPARI ERA LARGEST MARGINS

VICTORY MARGINS

Margin (Score)	Opponent	Date
+58 (86-28)	Montana State	11/13/14
+52 (101-49)	Lafayette	11/16/12
+50 (108-58)	Marist	11/11/11
+49 (86-37)	Missoui	1/13/15
+48 (92-44)	UT Arlington	11/25/14
+48 (88-40)	Radford	11/23/11
+44 (88-44)	Drexel	12/21/09
+43 (104-61)	Hartford	12/29/09
+40 (85-45)	Grand Canyon	11/14/14
+39 (83-44)	vs. UCLA	12/20/14
+39 (78-39)	vs. W. Virginia	3/26/15

IN RUPP ARENA

Margin (Score)	Opponent	Date
+58 (86-28)	Montana State	11/13/14
+52 (101-49)	Lafayette	11/16/12
+50 (108-58)	Marist	11/11/11
+49 (86-37)	Missoui	1/13/15
+48 (92-44)	UT Arlington	11/25/14
+48 (88-40)	Radford	11/23/11
+44 (88-44)	Drexel	12/21/09
+43 (104-61)	Hartford	12/29/09
+40 (85-45)	Grand Canyon	11/14/14
+38 (87-49)	Robert Morris	11/17/13
+38 (88-50)	Lipscomb	12/15/12
+38 (82-44)	LSU	1/15/11

IN SEC PLAY

Margin (Score)	Opponent	Date
+49 (86-37)	Missoui	1/13/15
+38 (82-44)	LSU	1/15/11
+35 (110-75)	Auburn	2/21/15
+34 (77-43)	South Carolina	2/14/15
+34 (86-52)	at South Carolina	2/4/12
+31 (90-59)	South Carolina	2/19/11
+31 (101-70)	Arkansas	1/23/10
+30 (43-36)	Mississippi State	2/27/13
+30 (79-49)	Georgia	3/1/12
+26 (81-55)	at LSU	2/6/10

ON THE ROAD

Margin (Score)	Opponent	Date
+34 (86-52)	at South Carolina	2/4/12
+31 (79-48)	at Portland	11/19/10
+26 (81-55)	at LSU	2/6/10
+24 (74-50)	at LSU	1/28/12
+22 (70-48)	at Alabama	1/17/15
+22 (75-53)	at Auburn	1/19/13
+18 (66-48)	at Tennessee	2/17/15
+18 (74-56)	at Mississippi State	2/25/15
+17 (90-73)	at Indiana	12/12/09
+16 (69-53)	at Missouri	1/29/15

NEUTRAL SITE

Margin (Score)	Opponent	Date
+39 (83-44)	vs. UCLA	12/20/14
+39 (78-39)	vs. W. Virginia	3/26/15
+38 (85-47)	vs. Penn State	11/19/11
+32 (72-40)	vs. Kansas	11/18/14
+30 (90-60)	vs. Wake Forest	3/20/10
+29 (74-45)	vs. Tennessee	3/13/10
+29 (100-71)	vs. ETSU	3/18/10
+24 (91-67)	vs. Auburn	3/14/15
+23 (79-56)	vs. Hampton	3/19/15
+22 (73-52)	vs. Little Rock	1/3/12

ON THE ROAD IN THE SEC

Margin (Score)	Opponent	Date
+34 (86-52)	at South Carolina	2/4/12
+26 (81-55)	at LSU	2/6/10
+24 (74-50)	at LSU	1/28/12
+22 (75-53)	at Auburn	1/19/13
+22 (70-48)	at Alabama	1/17/15
+18 (66-48)	at Tennessee	2/17/15
+18 (74-56)	at Mississippi State	2/25/15
+16 (69-53)	at Missouri	1/29/15
+15 (68-53)	at Auburn	1/11/12
+15 (74-59)	at Florida	3/4/12
+15 (58-43)	at South Carolina	1/24/15

SEC TOURNAMENT

Margin (Score)	Opponent	Date
+29 (74-45)	vs. Tennessee	3/13/10
+24 (91-67)	vs. Auburn	3/14/15
+18 (85-67)	vs. LSU	3/14/14
+16 (70-54)	vs. Florida	3/13/11
+15 (64-49)	vs. Florida	3/13/15
+15 (78-63)	vs. Arkansas	3/15/15
+14 (72-58)	vs. Alabama	3/12/11
+12 (70-58)	vs. Georgia	3/15/14
+9 (60-51)	vs. LSU	3/9/12
+9 (75-66)	vs. Ole Miss	3/11/11

NCAA TOURNAMENT

Margin (Score)	Opponent	Date
+39 (78-39)	vs. W. Virginia	3/26/15
+30 (90-60)	vs. Wake Forest	3/20/10
+29 (100-71)	vs. ETSU	3/18/10
+23 (79-56)	vs. Hampton	3/19/15
+17 (62-45)	vs. Cornell	3/25/10
+16 (87-71)	vs. Iowa State	3/17/12
+15 (81-66)	vs. WKU	3/15/12
+13 (64-51)	vs. Cincinnati	3/21/15
+12 (102-90)	vs. Indiana	3/23/12
+12 (82-70)	vs. Baylor	3/25/12

KENTUCKY'S 100-POINT GAMES

Points (Score)	Opponent	Date
110 (110-75)	Auburn	2/21/15
108 (108-58)	Marist	11/11/11
105 (105-76)	UT Arlington	11/19/13
104 (104-61)	Hartford	12/29/09
104 (104-75)	LIU Brooklyn	11/23/12
102 (102-92)	Rider	11/21/09
102 (102-90)	Indiana	3/23/12
101 (101-70)	Arkansas	1/23/10
101 (101-49)	Lafayette	11/16/12
100 (100-71)	E. Tennessee St.	3/18/10

YEAR BY YEAR 100-POINT SCORING GAMES

Year	No.
2010	4
2011	0
2012	2
2013	2
2014	1
2015	1
2016	0

CALIPARI ERA SINGLE-GAME TEAM RECORDS

MOST FIELD GOALS

FGs.	Opp.	Date
46	Marist	11/11/11
44	Auburn	2/21/15
42	LIU-Brooklyn	11/23/12
41	Hartford	12/29/09
40	Lafayette	11/16/12
38	Wake Forest	3/20/10
37	Arkansas	1/23/10
36	Sam Houston	11/19/09
36	vs. UNC Ashe.	11/30/09
36	at Florida	1/12/10

FEWEST FIELD GOALS

FGs.	Opp.	Date
14	at S. Carolina	3/1/14
16	Alabama	3/4/14
17	Louisville	12/31/11
17	at Auburn	2/12/14
18	vs. LSU	3/9/12
18	vs. Vanderbilt	3/15/13
18	vs. Florida	3/16/14
18	vs. UConn	4/7/14
18	at Texas A&M	1/10/15
18	at S. Carolina	1/24/15

MOST FIELD-GOAL ATTEMPTS

FGs.	Opp.	Date
77	Arkansas	1/23/10
76	Arkansas	2/27/14
75	Marist	11/11/11
73	at LSU	1/28/14
71	at Georgia	1/8/11
71	at Arkansas	2/23/11
71	Baylor	12/1/12
70	at Florida	1/12/10
70	LSU	1/15/11
70	Grand Canyon	11/14/14

FEWEST FIELD-GOAL ATTEMPTS

FGs.	Opp.	Date
39	at S. Carolina	1/24/15
40	at R. Morris	3/19/13
41	Tennessee	1/31/12
41	Alabama	1/31/15
42	vs. Cleveland St.	11/24/09
42	vs. LSU	3/9/12
42	vs. Providence	12/1/13
42	Florida	2/15/14
43	at Auburn	1/16/10
43	at Arkansas	3/2/13

MOST FREE THROWS

FTs.	Opp.	Date
35	vs. Indiana	3/23/12
33	at S. Carolina	3/1/14
32	Louisville	12/31/11
31	Indiana	12/11/10
31	Morehead St.	11/21/12
30	vs. Baylor	3/25/12
30	UNC Asheville	11/8/13
30	vs. Auburn	3/14/15
29	at N. Carolina	12/14/13
29	<i>Illinois State</i>	11/30/15

FEWEST FREE THROWS

FTs.	Opp.	Date
4	vs. UConn	4/2/11
6	vs. Princeton	3/17/11
6	at Alabama	1/22/13
6	at Florida	2/12/13
6	vs. Michigan	3/30/14
7	vs. Wake Forest	3/20/10
7	at Georgia	1/24/12
7	at Florida	3/4/12
7	vs. UCLA	12/20/14
7	at LSU	2/10/15

MOST FREE-THROW ATTEMPTS

FTs.	Opp.	Date
48	UNC Asheville	11/8/13
46	<i>Illinois State</i>	11/30/15
44	Indiana	12/11/10
44	vs. Baylor	3/25/12
43	Louisville	12/31/11
43	at N. Carolina	12/14/13
42	at S. Carolina	3/1/14
41	Morehead St.	11/21/12
41	vs. LSU	3/14/14
40	Alabama	1/21/12
40	E. Michigan	11/27/13
40	at Arkansas	1/14/14
40	at Auburn	2/12/14
40	Ole Miss	1/6/15

FEWEST FREE-THROW ATTEMPTS

FTs.	Opp.	Date
10	vs. Wisconsin	4/4/15
11	vs. Princeton	3/17/11
11	Georgia	3/1/12
11	Florida	2/7/12
11	at Florida	3/4/12
11	at Alabama	1/22/13
11	at Florida	2/12/13
11	Mississippi St.	2/27/13
11	vs. Michigan	3/30/14
11	at LSU	2/10/15

MOST 3-POINTERS

3s.	Opp.	Date
15	vs. ETSU	3/18/10
15	Georgia	3/1/12
14	Hartford	12/29/09
13	ETSU	11/12/10
12	Vanderbilt	1/30/10
12	Winthrop	12/22/10
12	vs. N. Carolina	3/27/11
12	Chattanooga	12/17/11
12	vs. UCLA	12/20/14

FEWEST 3-POINTERS

3s.	Opp.	Date
1	vs. Alabama	3/12/10
1	Tennessee	1/31/12
1	vs. LSU	3/9/12
1	LSU	2/22/14
1	Texas	12/5/14

MOST 3-POINT ATTEMPTS

3s.	Opp.	Date
33	Arkansas	1/23/10
33	vs. ETSU	3/18/10
33	Chattanooga	12/17/11
32	vs. W. Virginia	3/27/10
28	Hartford	12/29/09
28	vs. Vanderbilt	3/11/12
28	Alabama	3/4/14
28	at Texas A&M	1/10/15
27	vs. UConn	4/2/11
27	Georgia	3/1/12

FEWEST 3-POINT ATTEMPTS

3s.	Opp.	Date
5	at Tennessee	1/14/12
5	vs. Wisconsin	4/5/14
5	vs. Wisconsin	4/4/15
6	Vanderbilt	1/20/15
6	Florida	3/7/15
7	at Indiana	12/10/11
7	vs. Louisville	3/31/12
7	Providence	11/30/14
7	at Missouri	1/29/15

MOST REBOUNDS

Rebs.	Opp.	Date
59	Arkansas	1/23/10
57	Louisville	12/31/11
56	Robert Morris	11/17/13
54	<i>NJIT</i>	11/14/15
53	at LSU	2/6/10
53	at Miss. State	2/16/10
53	Montana St.	11/23/14
53	at Texas A&M	1/10/15
52	E. Michigan	1/2/13
52	E. Michigan	11/27/13

FEWEST REBOUNDS

Rebs.	Opp.	Date
21	at Tennessee	2/16/13
21	Alabama	1/31/15
22	vs. Wisconsin	4/4/15
24	Tennessee	1/18/14
24	North Carolina	12/13/14
24	Georgia	2/3/15
25	at R. Morris	3/19/13
25	vs. Baylor	12/6/13
26	Mississippi St.	2/15/11
26	vs. Princeton	3/17/11

MOST OFFENSIVE REBOUNDS

Rebs.	Opp.	Date
26	Arkansas	2/27/14
24	vs. W. Virginia	3/27/10
24	Grand Canyon	11/14/14
22	Arkansas	1/23/10
22	at Auburn	2/2/14
22	<i>NJIT</i>	11/14/15
21	at Indiana	12/12/09
21	Baylor	12/1/12
21	at S. Carolina	3/1/14
21	Columbia	12/10/14

FEWEST OFFENSIVE REBOUNDS

Rebs.	Opp.	Date
3	at S. Carolina	1/24/14
5	Georgia	1/29/11
5	Mississippi State	2/15/11
5	Alabama	1/31/15
5	Georgia	2/3/15
6	at Florida	2/5/11
6	vs. Princeton	3/17/11
6	Tennessee	1/31/12
6	vs. Louisville	3/31/12
6	at Florida	3/8/14
6	vs. Wisconsin	4/4/15

MOST DEFENSIVE REBOUNDS

Rebs.	Opp.	Date
39	E. Michigan	1/2/13
39	Robert Morris	11/17/13
38	vs. Cleveland St.	11/24/09
38	EKU	12/7/14
38	vs. Hampton	3/19/15
37	Arkansas	1/23/10
37	Louisville	12/31/11
37	at Texas A&M	1/10/15
36	Marist	11/11/11
36	Radford	11/23/11

FEWEST DEFENSIVE REBOUNDS

Rebs.	Opp.	Date
9	at Tennessee	2/16/13
13	North Carolina	12/13/14
15	at Alabama	1/18/11
15	vs. Baylor	12/6/13
16	vs. UConn	11/24/10
16	at Auburn	1/11/12
16	Texas A&M	1/12/13
16	Alabama	1/31/15
16	vs. Wisconsin	4/4/15

CALIPARI ERA SINGLE-GAME TEAM RECORDS

MOST ASSISTS

Assts.	Opp.	Date
30	Hartford	12/29/09
28	vs. UNC Ash.	11/30/09
28	LIU-Brooklyn	11/23/12
25	vs. UCLA	12/20/14
25	Auburn	2/21/15
24	vs. ETSU	3/18/10
24	Marist	11/11/11
24	Boston	11/21/14
23	Lafayette	11/16/12
23	Samford	12/4/12

FEWEST ASSISTS

Assts.	Opp.	Date
5	LSU	2/22/14
6	Vanderbilt	3/1/11
7	vs. Washington	11/23/10
7	at Tennessee	1/14/12
7	Vanderbilt	2/20/13
7	vs. Vanderbilt	3/15/13
7	Boise State	12/10/13
7	at Auburn	2/12/14
7	Arkansas	2/27/14
7	vs. Florida	3/13/15
7	vs. Wisconsin	4/4/15

MOST TURNOVERS

TOS.	Opp.	Date
24	Morehead St.	11/13/09
23	Sam Houston	11/19/09
21	North Carolina	12/5/09
21	vs. ODU	11/20/11
21	Louisville	12/31/11
20	vs. Cleveland St.	11/24/09
20	E. Michigan	11/27/13
20	<i>Albany</i>	11/13/15

FEWEST TURNOVERS

TOS.	Opp.	Date
3	at S. Carolina	2/4/12
3	at Georgia	3/3/15
4	Portland	11/26/11
4	vs. Wisconsin	4/5/14
4	Columbia	12/10/14
5	Alabama	1/31/15

MOST BLOCKS

Blks.	Opp.	Date
18	St. John's	12/1/11
14	at Georgia	3/3/10
13	Marist	11/11/11
13	vs. Kansas	11/15/11
13	Arkansas	1/17/12
13	at Ole Miss	1/29/13
13	vs. UCLA	12/20/14

FEWEST BLOCKS

Blks.	Opp.	Date
1	at Florida	3/8/14
1	vs. Wisconsin	4/5/14
1	at Missouri	1/29/15
1	Alabama	1/31/15
1	<i>Wright State</i>	11/20/15
2	vs. Notre Dame	12/8/10
2	at Georgia	3/7/13
2	vs. Vanderbilt	3/15/13
2	at Vanderbilt	1/11/14
2	vs. Georgia	3/15/14
2	vs. Louisville	3/28/14
2	at Florida	2/7/15

MOST STEALS

Stls.	Opp.	Date
15	Lafayette	11/16/12
13	vs. UConn	12/9/09
12	vs. UNC Ash.	11/30/09
12	Georgia	1/9/10
12	vs. Cornell	3/25/10
12	Portland	11/26/11
12	Lipscomb	12/15/12
12	Providence	11/30/14
12	North Carolina	12/13/14
12	<i>Boston U.</i>	11/24/15

FEWEST STEALS

Stls.	Opp.	Date
0	vs. Baylor	12/6/13
1	Florida	2/26/11
1	vs. W. Virginia	3/19/11
1	at R. Morris	3/19/13
1	vs. Michigan St.	11/12/13

MOST PERSONAL FOULS

Fls.	Opp.	Date
31	at N. Carolina	12/14/13
31	at Arkansas	1/14/14
29	at S. Carolina	3/1/14
28	Vanderbilt	1/30/10
27	vs. W. Virginia	3/27/10
27	<i>at UCLA</i>	12/3/15
26	at N. Carolina	12/4/10
26	at Georgia	3/7/13
26	Texas	12/5/14
26	at Texas A&M	1/10/15
26	vs. Auburn	3/14/15

FEWEST PERSONAL FOULS

Fls.	Opp.	Date
7	Hartford	12/29/09
8	vs. UNC Ash.	11/30/09
8	Drexel	12/21/09
8	Winthrop	12/22/10
8	vs. Princeton	3/17/11
8	vs. Florida	3/10/12
8	Lafayette	11/16/12
8	Montana St.	11/23/14

HIGHEST FIELD-GOAL PCT.

Pct.	Opp.	Date
.677	LIU-Brooklyn	11/23/12
.647	Auburn	2/21/15
.645	Lafayette	11/16/12
.643	vs. Providence	12/1/13
.614	South Carolina	2/5/13
.613	Marist	11/11/11
.603	Hartford	12/29/09
.603	vs. Wake Forest	3/20/10
.600	Sam Houston	11/19/09
.593	Boston	11/30/10

LOWEST FIELD-GOAL PCT.

Pct.	Opp.	Date
.269	at S. Carolina	3/1/14
.281	at Texas A&M	1/10/15
.296	Baylor	12/1/12
.298	Louisville	12/31/11
.309	at Auburn	2/12/14
.327	Alabama	3/4/14
.339	vs. UConn	4/2/11
.342	Arkansas	2/27/14
.343	vs. W. Virginia	3/27/10
.346	vs. Vanderbilt	3/15/13

HIGHEST FREE-THROW PCT.

Pct.	Opp.	Date
1.000	Austin Peay	12/19/09
1.000	Florida	2/7/12
.958	Tennessee	1/18/14
.955	at Florida	2/7/15
.946	vs. Indiana	3/23/12
.923	at Miss. State	2/25/15
.900	at Ole Miss	2/18/14

.900	vs. Wisconsin	4/4/15
.895	Drexel	12/21/09
.889	Tennessee	1/31/12
.889	at Alabama	1/17/15

min 10 attempts

LOWEST FREE-THROW PCT.

Pct.	Opp.	Date
.333	vs. UConn	4/2/11
.391	ETSU	11/12/10
.412	vs. Wake Forest	3/20/10
.471	Providence	11/30/14
.478	at Louisville	12/29/12
.500	vs. Oklahoma	11/22/10
.500	vs. Vanderbilt	3/15/13
.500	vs. Georgia	3/15/14
.522	vs. Baylor	12/6/13
.529	Auburn	1/11/11

min 10 attempts

HIGHEST 3-POINT PERCENTAGE

Pct.	Opp.	Date
.692	Drexel	12/21/09
.667	Austin Peay	12/19/09
.636	vs. Michigan	3/30/14
.625	Boston	11/30/10
.600	Florida	2/7/12
.583	at Florida	2/5/11
.583	vs. Arkansas	3/15/15
.579	Lafayette	11/16/12
.571	at Missouri	2/1/14
.563	vs. Georgia	3/15/14

min 10 attempts

LOWEST 3-POINT PERCENTAGE

Pct.	Opp.	Date
.077	vs. Alabama	3/12/10
.083	Texas	12/5/14
.091	at Tennessee	2/27/10
.100	Tennessee	1/31/12
.118	Columbia	12/10/14
.125	vs. Cornell	3/25/10
.125	vs. W. Virginia	3/27/10
.125	vs. LSU	3/9/12
.143	Louisville	1/2/10
.143	Georgia	1/9/10

min 10 attempts

HIGHEST REBOUND MARGIN

Mg.	Opp.	Date
+31	<i>NJIT</i>	11/14/15
+30	Grand Canyon	11/14/14
+28	N. Kentucky	11/10/13
+27	vs. Little Rock	1/3/12
+26	Louisville	12/31/11
+25	<i>Eastern Kentucky</i>	12/9/15
+25	at Indiana	12/12/09
+25	E. Michigan	1/2/13
+24	South Carolina	2/14/15
+23	Drexel	12/21/09
+23	Robert Morris	11/17/13

LOWEST REBOUND MARGIN

Mg.	Opp.	Date
-18	at Tennessee	2/16/13
-16	vs. Maryland	11/9/12
-16	vs. Baylor	12/6/13
-15	Tennessee	1/18/14
-12	vs. Alabama	3/12/10
-12	at S. Carolina	1/24/14
-12	Georgia	2/3/15
-12	vs. Wisconsin	4/4/15
-11	Texas	12/5/14
-10	at Georgia	3/3/10

PLAYER BIOS

Marcus Lee • 6-9 • 224 • Junior • Forward

Antioch, Calif. (Deer Valley)



Notes

- Has made 26 of 34 (.765) shots in the last six games
- Tied for the team-lead in rebounding with a career-best 7.2 average
- Shooting a career-best 66.7 percent from the field this year
 - Ranks third in the SEC in shooting percentage
 - Ranks third in the SEC in blocks per game (2.0)
- Blocked a career-high five shots vs. Eastern Kentucky and Arizona State. Five blocks is the most by any Wildcat in a game this year
- The first junior or senior at UK with at least five blocks in consecutive games since Andre Riddick in 1993-1994
- Notched his first career double-double with 10 points and 10 rebounds in the win over No. 5 Duke
- Has two double-doubles this year
- Has scored in double figures in seven games this season
- Has played in 76 career games, including all 39 in 2014-15
- Named to the 2015 SEC Community Service Team

Did You Know ...

Marcus has a number of pregame superstitions, but one of his superstitions is not telling anyone what they are.

Marcus Lee's 2015-16 Game-by-Game Stats

Opponent	Date	gs	min	Total		3-Pointers		Free throws		Rebounds				pf	a	t/o	blk	stl	pts	avg	
				fg-fga	pct	3fg-fga	pct	ft-fga	pct	off	def	tot	avg								
ALBANY	11/13/15	*	27	5-7	.714	0-0	.000	2-7	.286	5	3	8	8.0	2	3	1	3	0	12	12.0	
NIJT	11/14/15	*	20	4-8	.500	0-0	.000	2-2	1.000	7	1	8	8.0	3	0	0	3	1	10	11.0	
vs #5/4 Duke	11/17/15	*	22	5-10	.500	0-0	.000	0-0	.000	5	5	10	8.7	5	1	1	2	0	10	10.7	
WRIGHT STATE	11/20/15	*	23	0-1	.000	0-0	.000	0-1	.000	1	6	7	8.3	0	0	0	0	1	0	8.0	
BOSTON U.	11/24/15	*	18	4-4	1.000	0-0	.000	1-4	.250	2	0	2	7.0	3	0	2	1	1	9	8.2	
vs USF	11/27/15	*	19	2-5	.400	0-0	.000	0-1	.000	3	3	6	6.8	2	0	0	0	1	4	7.5	
ILLINOIS STATE	11/30/15		30	6-8	.750	0-0	.000	1-2	.500	7	5	12	7.6	3	0	1	2	0	13	8.3	
at UCLA	12/03/15	*	4	1-1	1.000	0-0	.000	0-0	.000	0	2	2	6.9	1	0	0	0	0	2	7.5	
EKU	12/9/15		25	5-5	1.000	0-0	.000	1-1	1.000	3	5	8	7.0	2	0	4	5	0	11	7.9	
ARIZONA STATE	12/12/15		29	6-8	.750	0-0	.000	2-5	.400	2	5	7	7.0	2	0	1	5	1	14	8.5	
vs Ohio State	12/19/15		30	4-7	.571	0-0	.000	4-5	.800	2	7	9	7.2	5	0	2	2	2	12	8.8	
#16/15 LOUISVILLE	12/26/15	*	30	4-5	.800	0-0	.000	0-0	.000	4	3	7	7.2	4	0	1	1	1	8	8.8	
Totals			8	277	46-69	.667	0-0	.000	13-28	.464	41	45	86	7.2	32	4	13	24	8	105	8.8

2015-16 Averages

Games played	12
Minutes/game	23.1
Points/game	8.8
FG Pct	66.7
FT Pct	46.4
Rebounds/game	7.2
Assists/game	0.3
Turnovers/game	1.1
Assist/turnover ratio	0.3
Steals/game	0.7
Blocks/game	2.0

Season Highs

Points..... 14 vs. ARIZONA ST. (12/12/15)
 FG Made .. 6, twice, last vs. ARIZONA ST. (12/12/15)
 FG Attempts 10 vs. Duke (11/17/15)
 FG Pct (min 5 made) 1.000 (5-5) vs. EKU (12/9/15)
 FT Made..... 4 vs. Ohio State (12/19/15)
 FT Attempts..... 7 vs. ALBANY (11/13/15)
 Rebounds 12 vs. ILLINOIS ST. (11/30/15)
 Assists 3 vs. ALBANY (11/13/15)
 Steals 2 vs. Ohio State (12/19/15)
 Blocks ... 5, twice, last vs. ARIZONA ST. (12/12/15)
 Minutes 30, 3x, last vs. LOUISVILLE (12/26/15)

Career Highs

Points..... 17 vs. UNC ASHEVILLE (11/8/13)
 FG Made 7 vs. UNC ASHEVILLE (11/8/13)
 FG Atts 10 vs. Duke (11/17/15)
 FG Pct (min 5 made). 875 (7-8) vs. UNC ASHEVILLE (11/08/13)
 3-FG Made -
 3-FG Atts -
 FT Made..... 4 vs. Ohio State (12/19/15)
 FTs Atts 7, twice, last vs. ALBANY (11/13/15)
 FT Pct (min 3 made) .. .500 (3-6) vs. UCLA (12/20/14)
 Rebounds 12 vs. ILLINOIS ST. (11/30/15)
 Assists 3, twice, last vs. ALBANY (11/13/15)
 Steals 2 vs. Ohio State (12/19/15)
 Blocks ... 5, twice, last vs. ARIZONA ST. (12/12/15)
 Minutes 30, 3x, last vs. LOUISVILLE (12/26/15)

Marcus Lee's Career Stats

Year	GP-GS	Min-Avg	FG-FGA	Pct	3FG-FGA	Pct	FT-FTA	Pct	Off-Def-Tot-Avg	PF-FO	Ast	TO	Blk	Stl	Pts	Avg
2013-14	25-4	157-6.3	26-42	.619	0-0	.000	7-16	.438	21-15-36-1.4	19-0	2	4	14	0	59	2.4
2014-15	39-0	425-10.9	47-73	.644	0-0	.000	8-25	.320	47-60-107-2.7	61-1	12	18	27	3	102	2.6
2015-16	12-8	277-23.1	46-69	.667	0-0	.000	13-28	.464	41-45-86-7.2	32-2	4	13	24	8	105	8.8
TOTAL	76-12	859-11.3	119-184	.647	0-0	.000	28-69	.406	109-120-229-3.0	112-3	18	35	65	11	266	3.5

PLAYER BIOS

Skal Labissiere • 6-11 • 225 • Freshman • Forward

Port-au-Prince, Haiti (Lausanne Collegiate School)



Notes

- Came off the bench for the first time this year against Louisville
- Tied for fourth in the SEC in blocks per game (1.9)
- Named SEC Co-Freshman of the Week (11/16/15) after averaging team highs in points (17.5) and blocks (3.0) in UK's wins over Albany and NJIT
- He was 7 of 8 from the free-throw line, a new career high in made free throws, in a 17-point performance vs. South Florida
- Had 26 points, five rebounds and a team-leading three blocks in 20 minutes vs. NJIT
- Against Boston U., he led all scorers with 16 points, adding a season-high seven rebounds and three blocked shots
- Against NJIT he scored 18 points in 13 first-half minutes. Was a perfect 7 of 7 from the floor and 4 of 4 from the free-throw line in the first half
- His 18 points in the first half vs. NJIT tied for the second-most points by a UK player in the first half in the Coach Calipari era (Aaron Harrison had 19 vs. Robert Morris on Nov. 17, 2014.)
- Preseason All-SEC First Team selection (Coaches and Media)

Did You Know ...

Skal can speak three languages fluently – French, Creole and English. He did not speak English before moving to the United States.

Skal Labissiere's 2015-16 Game-by-Game Stats

Opponent	Date	gs	min	Total		3-Pointers		Free throws		Rebounds				pf	a	t/o	blk	stl	pts	avg	
				fg-fga	pct	3fg-fga	pct	ft-fa	pct	off	def	tot	avg								
ALBANY	11/13/15	*	30	3-5	.600	0-0	.000	3-4	.750	1	4	5	5.0	2	0	3	4	0	9	9.0	
NJIT	11/14/15	*	21	10-12	.833	0-0	.000	6-6	1.000	3	2	5	5.0	3	0	3	2	1	26	17.5	
vs #5/4 Duke	11/17/15	*	13	3-5	.600	0-0	.000	1-2	.500	2	2	4	4.7	5	1	2	1	0	7	14.0	
WRIGHT STATE	11/20/15	*	24	6-12	.500	0-0	.000	1-5	.200	2	1	3	4.3	4	0	1	1	0	13	13.8	
BOSTON U.	11/24/15	*	29	7-13	.538	0-0	.000	2-5	.400	2	5	7	4.8	3	0	2	3	1	16	14.2	
vs USF	11/27/15	*	29	5-8	.625	0-0	.000	7-8	.875	0	4	4	4.7	3	2	0	3	1	17	14.7	
ILLINOIS STATE	11/30/15	*	16	0-1	.000	0-0	.000	2-2	1.000	0	2	2	4.3	3	0	1	1	0	2	12.9	
at UCLA	12/03/15	*	16	2-3	.667	0-0	.000	2-2	1.000	0	1	1	3.9	4	0	1	2	0	6	12.0	
EKU	12/9/15	*	25	3-6	.500	0-0	.000	4-4	1.000	2	2	4	3.9	3	2	3	3	0	10	11.8	
ARIZONA STATE	12/12/15	*	13	0-2	.000	0-0	.000	0-0	.000	0	0	0	3.5	5	0	1	1	0	0	10.6	
vs Ohio State	12/19/15	*	21	1-7	.143	0-0	.000	0-0	.000	1	4	5	3.6	1	0	0	2	0	2	9.8	
#16/15 LOUISVILLE	12/26/15		10	0-3	.000	0-0	.000	2-2	1.000	1	2	3	3.6	2	0	0	0	1	2	9.2	
Totals			11	247	40-77	.519	0-0	.000	30-40	.750	14	29	43	3.6	38	5	17	23	4	110	9.2

2015-16 Averages

Games played	12
Minutes/game	20.6
Points/game	9.2
FG Pct	51.9
FT Pct	75.0
Rebounds/game	3.6
Assists/game	0.4
Turnovers/game	1.4
Assist/turnover ratio	0.3
Steals/game	0.3
Blocks/game	1.9

Season Highs

Points	26 vs. NJIT (11/14/15)
FG Made	10 vs. NJIT (11/14/15)
FG Attempts	13 vs BOSTON (11/24/15)
FG Pct (min 5 made)	.833 (10-12) vs. NJIT (11/14/15)
FT Made	7 vs. USF (11/27/15)
FT Attempts	8 vs. USF (11/27/15)
FT Pct (min 3 made)	1.000 (6-6) vs. NJIT (11/14/15)
Rebounds	7 vs. BOSTON (11/24/15)
Assists	2 vs. USF (11/27/15)
Steals	1, 4x, last vs Louisville (12/26/15)
Blocks	4 vs. ALBANY (11/13/15)
Minutes	30 vs. vs ALBANY (11/13/15)

Career Highs

Points	26 vs. NJIT (11/14/15)
FG Made	10 vs. NJIT (11/14/15)
FG Attempts	13 vs BOSTON (11/24/15)
FG Pct (min 5 made)	.833 (10-12) vs. NJIT (11/14/15)
FT Made	7 vs. USF (11/27/15)
FT Attempts	8 vs. USF (11/27/15)
FT Pct (min 3 made)	1.000 (6-6) vs. NJIT (11/14/15)
Rebounds	7 vs. BOSTON (11/24/15)
Assists	2 vs. USF (11/27/15)
Steals	1, 4x, last vs Louisville (12/26/15)
Blocks	4 vs. ALBANY (11/13/15)
Minutes	30 vs. vs ALBANY (11/13/15)

Skal Labissiere's Career Stats

Year	GP-GS	Min-Avg	FG-FGA	Pct	3FG-FGA	Pct	FT-FTA	Pct	Off-Def-Tot-Avg	PF-FO	Ast	TO	Blk	Stl	Pts	Avg
2015-16	12-11	247-20.6	40-77	.519	0-0	.000	30-40	.750	14-29-43-3.6	38-2	5	17	23	4	110	9.2
TOTAL	12-11	247-20.6	40-77	.519	0-0	.000	30-40	.750	14-29-43-3.6	38-2	5	17	23	4	110	9.2

PLAYER BIOS

Tyler Ulis • 5-9 • 160 • Sophomore • Guard

Chicago (Marian Catholic)

ULIS
3



Notes

- Reigning SEC Player of the Week
- NBC Sports' College Basketball Talk's national player of the week
- Ranks fourth in the SEC in assists per game (5.5)
- Over his last five games Ulis is averaging 7.0 assists per game
- In two games this season against top-25 opponents, Ulis has averaged 19.5 points, 7.0 assists, 2.5 rebounds, 1.5 steals per game and 1.0 blocks
- Left the South Florida game in the first half with a hyperextended elbow injury. He missed one game after that
- The first UK player with at least five assists in at least seven of the first nine games played in a season since John Wall in 2009-10
- Tabbed SEC Co-Player of the Week (11/23/15) after leading UK to wins over No. 5/4 Duke and Wright State
- His 18 points and six assists vs. Duke marked the first time a UK player recorded at least 18 points and at least six assists in an AP top-five matchup since Kyle Macy posted 20 points and six assists vs. LSU on March 1, 1980

Did You Know ...

Tyler idolized Allen Iverson growing up and has always worn No. 3 because of him.

Tyler Ulis' 2015-16 Game-by-Game Stats

Opponent	Date	gs	min	Total		3-Pointers		Free throws		Rebounds				pf	a	t/o	blk	stl	pts	avg	
				fg-fga	pct	3fg-fga	pct	ft-fa	pct	off	def	tot	avg								
ALBANY	11/13/15	*	37	4-9	.444	2-5	.400	2-2	1.000	1	3	4	4.0	3	2	5	0	0	12	12.0	
NJIT	11/14/15	*	31	1-8	.125	0-2	.000	3-4	.750	2	3	5	4.5	1	5	1	0	0	5	8.5	
vs #5/4 Duke	11/17/15	*	40	6-13	.462	0-4	.000	6-6	1.000	0	4	4	4.3	0	6	0	1	2	18	11.7	
WRIGHT STATE	11/20/15	*	36	5-9	.556	1-3	.333	10-12	.833	0	2	2	3.8	1	5	2	0	2	21	14.0	
BOSTON U.	11/24/15	*	34	4-12	.333	1-5	.200	6-6	1.000	0	6	6	4.2	1	6	2	0	3	15	14.2	
vs USF	11/27/15	*	14	2-4	.500	2-2	1.000	2-2	1.000	2	0	2	3.8	0	2	1	0	2	8	13.2	
at UCLA	12/03/15	*	38	2-12	.167	1-5	.200	4-4	1.000	0	2	2	3.6	3	9	2	0	2	9	12.6	
EKU	12/9/15	*	39	3-10	.300	2-6	.333	1-2	.500	0	4	4	3.6	0	8	2	0	1	9	12.1	
ARIZONA STATE	12/12/15	*	40	3-11	.273	2-7	.286	4-5	.800	1	4	5	3.8	0	6	2	0	0	12	12.1	
vs Ohio State	12/19/15	*	39	4-12	.333	1-7	.143	2-2	1.000	1	1	2	3.6	1	4	3	0	1	11	12.0	
#16/15 LOUISVILLE	12/26/15	*	39	7-12	.583	4-7	.571	3-4	.750	0	1	1	3.4	2	8	1	1	1	21	12.8	
Totals			11	387	41-112	.366	16-53	.302	43-49	.878	7	30	37	3.4	12	61	21	2	14	141	12.8

2015-16 Averages

Games played	11
Minutes/game	35.2
Points/game	12.8
FG Pct	36.6
3FG Pct	30.2
FT Pct	87.8
Rebounds/game	3.4
Assists/game	5.5
Turnovers/game	1.9
Assist/turnover ratio	2.9
Steals/game	1.3

Season Highs

Points	21, twice, last vs. LOUISVILLE (12/26/15)
FG Made	7, vs. LOUISVILLE (12/26/15)
FG Attempts	13 vs. Duke (11/17/15)
FG Pct (min 5 made)	.583 (7-12) vs. LOUISVILLE (12/26/15)
3FG Made	4 vs. LOUISVILLE (12/26/15)
3FG Attempts	7, 3x, last vs. LOUISVILLE (12/26/15)
FT Made	10 vs. WRIGHT ST. (11/20/15)
FTs Atts	12 vs. WRIGHT ST. (11/20/15)
FT Pct (min 3 made)	1.000 (6-6), 3x, last at UCLA (12/3/15)
Rebounds	6 vs. BOSTON (11/24/15)
Assists	9 vs. UCLA (12/3/15)
Steals	3 vs. BOSTON (11/24/15)
Blocks	1, twice, last vs. LOUISVILLE (12/26/15)
Minutes	40 vs. Duke (11/17/15)

Career Highs

Points	21 vs. WRIGHT ST. (11/20/15)
FG Made	6 vs. Duke (11/17/15)
FG Atts	13 vs. Duke (11/17/15)
FG Pct (min 5 made)	.625 (5-8) vs. WRIGHT ST. (11/20/15)
3FG Attempts	7, 3x, last vs. LOUISVILLE (12/26/15)
3FG Attempts	7, 3x, last vs. LOUISVILLE (12/26/15)
FT Made	10 vs. WRIGHT STATE (11/20/15)
FTs Atts	12 vs. WRIGHT STATE (11/20/15)
FT Pct (min 3 made)	1.000, 6x, last at UCLA (12/3/15)
Rebounds	7 vs. UCLA (12/20/14)
Assists	9 vs. UCLA (12/3/15)
Steals	3, 5x, last vs. BOSTON (11/24/15)
Blocks	1, 4x, last vs. LOUISVILLE (12/26/15)
Minutes	40 vs. Duke (11/17/15)

Did not play: Illinois State (hyperextended right elbow)

Tyler Ulis' Career Stats

Year	GP-GS	Min-Avg	FG-FGA	Pct	3FG-FGA	Pct	FT-FTA	Pct	Off-Def-Tot-Avg	PF-FO	Ast	TO	Blk	Stl	Pts	Avg
2014-15	37-0	882-23.8	67-165	.406	33-77	.429	42-52	.808	16-51-67-1.8	56-0	135	38	2	37	209	5.6
2015-16	11-11	387-35.2	41-112	.366	16-53	.302	43-49	.878	7-30-37-3.4	12-0	61	21	2	14	141	12.8
TOTAL	48-11	1269-26.4	108-277	.390	49-130	.377	85-101	.842	23-81-104-2.2	68-0	196	59	4	51	350	7.3

PLAYER BIOS

Charles Matthews • 6-6 • 189 • Freshman • Guard

Chicago (Saint Rita)



Notes

- Started three games this season, including the one against Louisville
- Played a career-high 34 minutes against Illinois State
- Scored a career-high 11 points on 4-of-5 shooting and knocked down his first career 3 against South Florida
- Grabbed a career-high seven rebounds against Boston University
- Made his first career start in the opener against Albany and started against Illinois State and against Louisville
- Averaged 22.0 points per game as a high school senior

Did You Know ...

Charles is wearing No. 4 for the first time in his career because coming to Kentucky is a new experience and he wanted a new number to go with it.

Charles Matthews' 2015-16 Game-by-Game Stats

Opponent	Date	qs	min	Total		3-Pointers		Free throws		Rebounds				pf	a	t/o	blk	stl	pts	avg	
				fg-fga	pct	3fg-fga	pct	ft-fa	pct	off	def	tot	avg								
ALBANY	11/13/15	*	15	2-2	1.000	0-0	.000	0-0	.000	1	1	2	2.0	3	0	1	0	0	4	4.0	
NJIT	11/14/15		17	0-2	.000	0-1	.000	1-2	.500	0	0	0	1.0	0	2	0	0	1	2.5		
vs #5/4 Duke	11/17/15		7	0-0	.000	0-0	.000	0-0	.000	0	0	0	0.7	0	0	0	1	0	1.7		
WRIGHT STATE	11/20/15		13	2-2	1.000	0-0	.000	0-0	.000	1	0	1	0.8	3	0	1	0	1	4	2.3	
BOSTON U.	11/24/15		18	1-1	1.000	0-0	.000	1-4	.250	3	4	7	2.0	0	2	1	0	1	3	2.4	
vs USF	11/27/15		24	4-5	.800	1-1	1.000	2-2	1.000	1	1	2	2.0	2	1	2	0	1	11	3.8	
ILLINOIS STATE	11/30/15	*	34	1-6	.167	0-1	.000	3-8	.375	1	2	3	2.1	3	2	3	1	2	5	4.0	
at UCLA	12/03/15		14	1-4	.250	0-1	.000	0-0	.000	2	1	3	2.3	1	1	0	0	2	3.8		
EKU	12/9/15		13	3-4	.750	0-0	.000	1-1	1.000	1	1	2	2.2	1	0	2	0	0	7	4.1	
ARIZONA STATE	12/12/15		8	0-1	.000	0-0	.000	0-0	.000	1	0	1	2.1	0	1	1	0	1	0	3.7	
vs Ohio State	12/19/15		7	0-0	.000	0-0	.000	0-0	.000	0	0	0	1.9	1	0	1	0	1	0	3.4	
#16/15 LOUISVILLE	12/26/15	*	10	1-3	.333	0-0	.000	0-0	.000	1	1	2	1.9	4	0	0	0	2	3.3		
Totals			3	180	15-30	.500	1-4	.250	8-17	.471	12	11	23	1.9	18	9	12	1	8	39	3.3

2015-16 Averages

Games played	12
Minutes/game	15.0
Points/game	3.3
FG Pct	50.0
3FG Pct	25.0
FT Pct	47.1
Rebounds/game	1.9
Assists/game	0.8
Turnovers/game	1.0
Assist/turnover ratio	0.8
Steals/game	0.7
Blocks/game	0.1

Season Highs

Points	11 vs. USF (11/27/15)
FG Made	4 vs. USF (11/27/15)
FG Atts	6 vs. ILLINOIS ST. (11/30/15)
3-FG Made	1 vs. USF (11/27/15)
3-FG Atts	1, 4x, last at UCLA (12/3/15)
FTs Made	3 vs. ILLINOIS ST. (11/30/15)
FTs Atts	8 vs. ILLINOIS ST. (11/30/15)
FT Pct (min 3 made)	.375 (3-8) vs. ILLINOIS ST. (11/30/15)
Rebounds	7 vs. BOSTON (11/24/15)
Assists	2, 3x, last vs. ILLINOIS ST. (11/30/15)
Steals	2 vs. ILLINOIS ST. (11/30/15)
Blocks	1 vs. ILLINOIS ST. (11/30/15)
Minutes	34 vs. ILLINOIS ST. (11/30/15)

Career Highs

Points	11 vs. USF (11/27/15)
FG Made	4 vs. USF (11/27/15)
FG Atts	6 vs. ILLINOIS ST. (11/30/15)
3-FG Made	1 vs. USF (11/27/15)
3-FG Atts	1, 4x, last at UCLA (12/3/15)
FTs Made	3 vs. ILLINOIS ST. (11/30/15)
FTs Atts	8 vs. ILLINOIS ST. (11/30/15)
FT Pct (min 3 made)	.375 (3-8) vs. ILLINOIS ST. (11/30/15)
Rebounds	7 vs. BOSTON (11/24/15)
Assists	2, 3x, last vs. ILLINOIS ST. (11/30/15)
Steals	2 vs. ILLINOIS ST. (11/30/15)
Blocks	1 vs. ILLINOIS ST. (11/30/15)
Minutes	34 vs. ILLINOIS ST. (11/30/15)

Charles Matthews' Career Stats

Year	GP-GS	Min-Avg	FG-FGA	Pct	3FG-FGA	Pct	FT-FTA	Pct	Off-Def-Tot-Avg	PF-FO	Ast	TO	Blk	Stl	Pts	Avg
2015-16	12-3	180-15.0	15-30	.500	1-4	.250	8-17	.471	12-11-23-1.9	18-0	9	12	1	8	39	3.3
TOTAL	12-3	180-15.0	15-30	.500	1-4	.250	8-17	.471	12-11-23-1.9	18-0	9	12	1	8	39	3.3

PLAYER BIOS

Jonny David • 6-2 • 175 • Freshman • Guard

Pittsburgh (Mt. Lebanon)



Notes

- Scored his first career points at the free-throw line in the final minute of the USF game
- Saw his first action of his career late in the game vs. NJIT
- Averaged 18.5 points per game as a senior in high school
- An All-State performer and a 1,000-point scorer at Mt. Lebanon

Did You Know ...

His father, Joseph, was his high school coach.

Joseph was also one of John Calipari's first players while an assistant coach at Pittsburgh.

Jonny David's 2015-16 Game-by-Game Stats

Opponent	Date	gs	min	Total		3-Pointers		Free throws		Rebounds				pf	a	t/o	blk	stl	pts	avg
				fg-fga	pct	3fg-fga	pct	ft-fa	pct	off	def	tot	avg							
NJIT	11/14/15	2		0-0	.000	0-0	.000	0-0	.000	0	0	0	0.0	0	0	0	0	0	0	0.0
BOSTON U.	11/24/15	1		0-0	.000	0-0	.000	0-0	.000	0	0	0	0.0	0	0	0	0	0	0	0.0
vs USF	11/27/15	1		0-0	.000	0-0	.000	2-2	1.000	0	0	0	0.0	0	0	0	0	2	0.7	
ARIZONA STATE	12/12/15	1		0-1	.000	0-1	.000	0-0	.000	0	0	0	0.0	0	0	1	0	0	0	0.5
Totals		0	5	0-1	.000	0-1	.000	2-2	1.000	0	0	0	0.0	0	0	1	0	2	0.5	

2015-16 Averages

Games played	4
Minutes/game	1.3
Points/game	0.5
FG Pct	0.0
3FG Pct	0.0
FT Pct	100.0

Season Highs

Points	2 vs. USF (11/27/15)
FG Atts	1 vs. ARIZONA ST (12/12/15)
3FG Atts	1 vs. ARIZONA ST (12/12/15)
FTs Made	2 vs. USF (11/27/15)
FTs Atts	2 vs. USF (11/27/15)
Minutes	2 vs. NJIT (11/14/15)

Career Highs

Points	2 vs. USF (11/27/15)
FG Atts	1 vs. ARIZONA ST (12/12/15)
3FG Atts	1 vs. ARIZONA ST (12/12/15)
FTs Made	2 vs. USF (11/27/15)
FTs Atts	2 vs. USF (11/27/15)
Minutes	2 vs. NJIT (11/14/15)

Did not play: Albany, vs. #5/4 Duke, Wright State, Illinois State, at UCLA, EKU, Ohio State, #16/15 Louisville

Jonny David's Career Stats

Year	GP-GS	Min-Avg	FG-FGA	Pct	3FG-FGA	Pct	FT-FTA	Pct	Off-Def-Tot-Avg	PF-FO	Ast	TO	Blk	Stl	Pts	Avg
2015-16	4-0	5-1.3	0-1	.000	0-1	.000	2-2	1.000	0-0-0-0.0	0-0	0	1	0	0	2	0.5
TOTAL	4-0	5-1.3	0-1	.000	0-1	.000	2-2	1.000	0-0-0-0.0	0-0	0	1	0	0	2	0.5

PLAYER BIOS

Mychal Mulder • 6-4 • 185 • Junior • Guard

Windsor, Ontario (Vincennes University)



Notes

- Has played in nine games and scored two points thus far
- Played a career-high seven minutes vs. Arizona State, grabbing two rebounds
- Averaged 15.7 points and 6.4 rebounds per game while connecting on 46.3 percent of his field goals from 3-point range as a sophomore at Vincennes
- A junior-college All-American

Did You Know ...

Mychal says the best gift he has ever received in his lifetime was the offer to play basketball at UK.

Mychal Mulder's 2015-16 Game-by-Game Stats

Opponent	Date	gs	min	Total		3-Pointers		Free throws		Rebounds				pf	a	t/o	blk	stl	pts	avg
				fg-fga	pct	3fg-fga	pct	ft-fa	pct	off	def	tot	avg							
ALBANY	11/13/15	2		1-1	1.000	0-0	.000	0-0	.000	0	0	0	0.0	0	0	0	0	0	2	2.0
NJIT	11/14/15	3		0-0	.000	0-0	.000	0-0	.000	0	2	2	1.0	0	1	0	0	0	0	1.0
WRIGHT STATE	11/20/15	4		0-0	.000	0-0	.000	0-0	.000	0	2	2	1.3	1	1	0	0	0	0	0.7
BOSTON U.	11/24/15	1		0-0	.000	0-0	.000	0-0	.000	0	0	0	1.0	0	0	0	0	0	0	0.5
vs USF	11/27/15	4		0-1	.000	0-1	.000	0-0	.000	0	0	0	0.8	0	0	0	0	0	0	0.4
ILLINOIS STATE	11/30/15	2		0-0	.000	0-0	.000	0-0	.000	0	0	0	0.7	0	0	0	0	0	0	0.3
ARIZONA STATE	12/12/15	7		0-1	.000	0-1	.000	0-0	.000	2	0	2	0.9	0	1	0	0	0	0	0.3
vs Ohio State	12/19/15	4		0-1	.000	0-1	.000	0-0	.000	1	0	1	0.9	0	1	0	0	0	0	0.3
#16/15 LOUISVILLE	12/26/15	1		0-0	.000	0-0	.000	0-0	.000	0	0	0	0.8	0	0	0	0	0	0	0.2
Totals		0	28	1-4	.250	0-3	.000	0-0	.000	3	4	7	0.8	1	4	0	0	0	2	0.2

2015-16 Averages

Games played	9
Minutes/game	3.1
Points/game	0.2
FG Pct	25.0
3FG Pct	0.0
Rebounds/game	0.8
Assists/game	0.4
Assist/turnover ratio	99.9

Season Highs

Points	2 vs. ALBANY (11/13/15)
FG Made	1 vs. ALBANY (11/13/15)
FG Attempts	1, 4x, last vs. Ohio State (12/19/15)
3-FG Made	-
3-FG Atts	1, 3x, last vs. Ohio State (12/19/15)
FTs Made	-
FTs Atts	-
Rebounds	2, twice, last vs WRIGHT ST (11/20/15)
Assists	1, 3x, last vs. Ohio State (12/19/15)
Steals	-
Blocks	-
Minutes	7 vs. ARIZONA ST (12/12/15)

Career Highs

Points	2 vs. ALBANY (11/13/15)
FG Made	1 vs. ALBANY (11/13/15)
FG Attempts	1, 4x, last vs. Ohio State (12/19/15)
3-FG Made	-
3-FG Atts	1, 3x, last vs. Ohio State (12/19/15)
FTs Made	-
FTs Atts	-
Rebounds	2, twice, last vs WRIGHT ST (11/20/15)
Assists	1, 3x, last vs. Ohio State (12/19/15)
Steals	-
Blocks	-
Minutes	7 vs. ARIZONA ST (12/12/15)

Did not play: vs. #5/4 Duke, at UCLA, EKU

Mychal Mulder's Career Stats

Year	GP-GS	Min-Avg	FG-FGA	Pct	3FG-FGA	Pct	FT-FTA	Pct	Off-Def-Tot-Avg	PF-FO	Ast	TO	Blk	Stl	Pts	Avg
2015-16	9-0	28-3.1	1-4	.250	0-3	.000	0-0	.000	3-4-7-0.8	1-0	4	0	0	0	2	0.2
TOTAL	9-0	28-3.1	1-4	.250	0-3	.000	0-0	.000	3-4-7-0.8	1-0	4	0	0	0	2	0.2

PLAYER BIOS

Isaiah Briscoe • 6-3 • 202 • Freshman • Guard

Newark, N.J. (Roselle Catholic)

**BRISCOE
13**



Notes

- Did not play vs. Louisville after sustaining an ankle injury in pregame warmups
- Has scored in double figures in all but three of the games he's played in
- Averaging 5.6 rebounds a game, tops on the team among guards
- Dished a career-high-tying seven assists vs. Ohio State. He had seven assists vs. South Florida
- Scored a career-high 20 points at UCLA on 7-of-10 shooting and was named the SEC Freshman of the Week on Dec. 7 after pouring in 38 points to lead the Wildcats in two games
- Posted a double-double in his UK debut, scoring 11 points and collecting 12 rebounds against NJIT
- High school All-American by Parade Magazine, USA Today and a McDonald's All-American
- USA Basketball U19 Team selection

Did You Know ...

Basketball is a part of Isaiah's family. His cousin is Cleveland Cavalier Kyrie Irving, and his older sister, Ilesha, played at Syracuse.

Isaiah Briscoe's 2015-16 Game-by-Game Stats

Opponent	Date	gs	min	Total		3-Pointers		Free throws		Rebounds				pf	a	t/o	blk	stl	pts	avg	
				fg-fga	pct	3fg-fga	pct	ft-fla	pct	off	def	tot	avg								
NJIT	11/14/15		29	5-11	.455	1-4	.250	0-0	.000	1	11	12	12.0	1	2	4	0	2	11	11.0	
vs #5/4 Duke	11/17/15	*	31	5-8	.625	1-1	1.000	1-3	.333	0	3	3	7.5	1	1	1	0	2	12	11.5	
WRIGHT STATE	11/20/15	*	35	7-11	.636	0-2	.000	1-5	.200	0	3	3	6.0	3	2	3	0	0	15	12.7	
BOSTON U.	11/24/15	*	35	4-10	.400	0-1	.000	3-7	.429	3	4	7	6.3	2	5	1	1	3	11	12.3	
vs USF	11/27/15	*	27	3-9	.333	0-1	.000	0-1	.000	0	6	6	6.2	3	7	3	0	2	6	11.0	
ILLINOIS STATE	11/30/15	*	27	7-13	.538	0-2	.000	4-7	.571	1	6	7	6.3	5	3	5	1	1	18	12.2	
at UCLA	12/03/15	*	27	7-10	.700	1-2	.500	5-8	.625	1	1	2	5.7	4	1	1	0	0	20	13.3	
EKU	12/9/15	*	26	5-9	.556	0-0	.000	0-3	.000	2	4	6	5.8	4	1	1	0	2	10	12.9	
ARIZONA STATE	12/12/15	*	32	4-9	.444	1-3	.333	0-2	.000	0	4	4	5.6	3	2	4	0	2	9	12.4	
vs Ohio State	12/19/15	*	35	1-9	.111	0-1	.000	1-4	.250	2	4	6	5.6	2	7	2	0	1	3	11.5	
Totals			9	304	48-99	.485	4-17	.235	15-40	.375	10	46	56	5.6	28	31	25	2	15	115	11.5

2015-16 Averages

Games played	10
Minutes/game	30.4
Points/game	11.5
FG Pct	48.5
3FG Pct	23.5
FT Pct	37.5
Rebounds/game	5.6
Assists/game	3.1
Turnovers/game	2.5
Assist/turnover ratio	1.2
Steals/game	1.5
Blocks/game	0.2

Season Highs

Points	20 at UCLA (12/3/15)
FG Made	7, 3x, last at UCLA (12/3/15)
FG Attempts	13 vs. ILLINOIS ST. (11/30/15)
FG Pct (min 5 made)	.700 (7-10) at UCLA (12/3/15)
3FG Made	1, 4x, last vs. ARIZONA ST (12/12/15)
3FG Attempts	4 vs. NJIT (11/14/15)
FT Made	5 at UCLA (12/3/15)
FT Atts	8 at UCLA (12/3/15)
Rebounds	12 vs. NJIT (11/14/15)
Assists	7, twice, last vs. Ohio State (12/19/15)
Steals	3 vs. BOSTON (11/24/15)
Blocks	1, twice, last vs. ILLINOIS ST. (11/30/15)
Minutes	35, 3x, last vs. Ohio State (12/19/15)

Career Highs

Points	20 at UCLA (12/3/15)
FG Made	7, 3x, last at UCLA (12/3/15)
FG Attempts	13 vs. ILLINOIS ST. (11/30/15)
FG Pct (min 5 made)	.700 (7-10) at UCLA (12/3/15)
3FG Made	1, 4x, last vs. ARIZONA ST (12/12/15)
3FG Attempts	4 vs. NJIT (11/14/15)
FT Made	5 at UCLA (12/3/15)
FT Atts	8 at UCLA (12/3/15)
Rebounds	12 vs. NJIT (11/14/15)
Assists	7, twice, last vs. Ohio State (12/19/15)
Steals	3 vs. BOSTON (11/24/15)
Blocks	1, twice, last vs. ILLINOIS ST. (11/30/15)
Minutes	35, 3x, last vs. Ohio State (12/19/15)

Did not play: Albany (bruised right knee), #16/15 Louisville (ankle)

Isaiah Briscoe's Career Stats

Year	GP-GS	Min-Avg	FG-FGA	Pct	3FG-FGA	Pct	FT-FTA	Pct	Off-Def-Tot-Avg	PF-FO	Ast	TO	Blk	Stl	Pts	Avg
2015-16	10-9	304-30.4	48-99	.485	4-17	.235	15-40	.375	10-46-56-5.6	28-1	31	25	2	15	115	11.5
TOTAL	10-9	304-30.4	48-99	.485	4-17	.235	15-40	.375	10-46-56-5.6	28-1	31	25	2	15	115	11.5

PLAYER BIOS

Tai Wynyard • 6-10 • 255 • Freshman • Forward

Auckland, New Zealand (Rangitoto College)

WYNYARD
14



Notes

- Midyear enrollee who joined the Wildcats on Dec. 17
- Became eligible for the Ohio State game on Dec. 18
- Made the New Zealand National Team at 16 years old, the youngest player ever to make the team
- Named the MVP of the FIBA 3-on-3 World Championships after leading New Zealand to the gold medal
- Played in the Nike Hoop Summit and the International Jordan Brand Classic

Did You Know ...

Tai's father, Jason, is a world-champion lumberjack and owns more than 150 individual world titles.

Tai Wynyard's 2015-16 Game-by-Game Stats

2015-16 Averages

Season Highs

Career Highs

Did not play: Ohio State, #16/15 Louisville

Tai Wynyard's Career Stats

Year	GP-GS	Min-Avg	FG-FGA	Pct	3FG-FGA	Pct	FT-FTA	Pct	Off-Def-Tot-Avg	PF-FO	Ast	TO	Blk	Stl	Pts	Avg
2015-16	-	-	-	-	-	-	-	-	-	-	-	-	-	-	-	-
TOTAL	-	-	-	-	-	-	-	-	-	-	-	-	-	-	-	-

PLAYER BIOS

Isaac Humphries • 7-0 • 260 • Freshman • Forward

Sydney, Australia (La Lumiere School)

HUMPHRIES
15



Notes

- Logged a career-high 27 minutes at UCLA, where he posted four points and a career-high six rebounds
- Blocked a career-high-tying two shots vs. Duke and South Florida
- Did not play vs. Wright State and Boston University because of a left foot injury
- Gave UK 12 quality minutes in the win over Duke with two points, three rebounds and two blocks
- Reclassified to the 2015 class and joined the team in August
- Vital member of Australian U17 team that took silver at 2014 FIBA U17 World Championships

Did You Know ...

When Isaac needs to relax or de-stress he can be found in UK's Singletary Center playing the piano.

Isaac Humphries' 2015-16 Game-by-Game Stats

Opponent	Date	gs	min	Total		3-Pointers		Free throws		Rebounds				pf	a	t/o	blk	stl	pts	avg
				fg-fga	pct	3fg-fga	pct	ft-fa	pct	off	def	tot	avg							
ALBANY	11/13/15	7		0-1	.000	0-0	.000	4-4	1.000	0	2	2	2.0	0	0	1	0	0	4	4.0
NJIT	11/14/15	6		2-4	.500	0-0	.000	1-2	.500	1	2	3	2.5	1	0	2	1	0	5	4.5
vs #5/4 Duke	11/17/15	12		1-3	.333	0-0	.000	0-0	.000	2	1	3	2.7	3	1	1	2	0	2	3.7
vs USF	11/27/15	11		1-3	.333	0-0	.000	0-0	.000	0	0	0	2.0	3	0	1	2	0	2	3.3
at UCLA	12/03/15	27		1-2	.500	0-0	.000	2-4	.500	2	4	6	2.8	1	0	1	0	0	4	3.4
ARIZONA STATE	12/12/15	5		1-1	1.000	0-0	.000	1-1	1.000	1	0	1	2.5	3	0	0	0	0	3	3.3
Totals		0	68	6-14	.429	0-0	.000	8-11	.727	6	9	15	2.5	11	1	6	5	0	20	3.3

2015-16 Averages

Games played	6
Minutes/game	11.3
Points/game	3.3
FG Pct	42.9
FT Pct	72.7
Rebounds/game	2.5
Assists/game	0.2
Turnovers/game	1.0
Assist/turnover ratio	0.2
Blocks/game	0.8

Season Highs

Points	5 vs. NJIT (11/14/15)
FG Made	2 vs. NJIT (11/14/15)
FG Attempts	4 vs. NJIT (11/14/15)
FT Made	4 vs. ALBANY (11/13/15)
FT Attempts	4, twice, last at UCLA (12/3/15)
Rebounds	6 at UCLA (12/3/15)
Assists	1 vs. Duke (11/17/15)
Blocks	2, twice, last vs. USF (11/27/15)
Minutes	27 at UCLA (12/3/15)

Career Highs

Points	5 vs. NJIT (11/14/15)
FG Made	2 vs. NJIT (11/14/15)
FG Attempts	4 vs. NJIT (11/14/15)
FT Made	4 vs. ALBANY (11/13/15)
FT Attempts	4, twice, last at UCLA (12/3/15)
Rebounds	6 at UCLA (12/3/15)
Assists	1 vs. Duke (11/17/15)
Blocks	2, twice, last vs. USF (11/27/15)
Minutes	27 at UCLA (12/3/15)

Did not play: Wright State (left foot injury), Boston (left foot injury), Illinois State, EKU, Ohio State, #16/15 Louisville

Isaac Humphries' Career Stats

Year	GP-GS	Min-Avg	FG-FGA	Pct	3FG-FGA	Pct	FT-FTA	Pct	Off-Def-Tot-Avg	PF-FO	Ast	TO	Blk	Stl	Pts	Avg
2015-16	6-0	68-11.3	6-14	.429	0-0	.000	8-11	.727	6-9-15-2.5	11-0	1	6	5	0	20	3.3
TOTAL	6-0	68-11.3	6-14	.429	0-0	.000	8-11	.727	6-9-15-2.5	11-0	1	6	5	0	20	3.3

PLAYER BIOS

Alex Poythress • 6-8 • 230 • Senior • Forward

Clarksville, Tenn. (Northeast)

POYTHRESS
22



Notes

- Tied for the team lead averaging 7.2 rebounds per game
- Played well in the win over Louisville, especially during a 22-2 run that spanned two halves
- Totaled 21 points and a career-high-tying 13 rebounds, his third double-double of the season and fifth of his career, against EKU - coming nearly a year to the day from tearing his ACL. Tore his ACL on Dec. 11, 2014 and registered the 20-10 game on Dec. 9, 2015
- Posted two straight double-doubles vs. Wright State and Boston U., becoming the first UK senior with consecutive double-doubles since Josh Harrellson in 2010-2011 (12/31/2010 vs. Louisville and 1/3/2011 vs. Penn)
- Has played in a team-high 93 career games
- Returning from an ACL injury that cost him 28 games to conclude the 2014-15 season
- Graduated in three years with a degree in business and is now pursuing a master's degree
- Three-time Academic Team honoree and an All-SEC Freshman team selection in 2013
- Preseason All-SEC Second Team selection (Media and Coaches)

Did You Know ...

Alex lists math as his favorite subject in school and playing cards as one of his favorite hobbies.

Alex Poythress' 2015-16 Game-by-Game Stats

Opponent	Date	gs	min	Total		3-Pointers		Free throws		Rebounds				pf	a	t/o	blk	stl	pts	avg
				fg-fga	pct	3fg-fga	pct	ft-fa	pct	off	def	tot	avg							
ALBANY	11/13/15	11	1-2	.500	0-1	.000	0-2	.000	0	3	3	3.0	4	0	0	1	1	2	2.0	
NJIT	11/14/15	21	3-5	.600	0-0	.000	3-5	.600	3	4	7	5.0	4	0	1	1	1	9	5.5	
vs #5/4 Duke	11/17/15	30	3-10	.300	0-1	.000	3-5	.600	4	3	7	5.7	4	0	0	1	0	9	6.7	
WRIGHT STATE	11/20/15	22	3-5	.600	0-1	.000	4-4	1.000	2	8	10	6.8	3	0	0	0	1	10	7.5	
BOSTON U.	11/24/15	21	7-8	.875	0-0	.000	0-0	.000	5	5	10	7.4	3	0	1	0	1	14	8.8	
vs USF	11/27/15	21	4-6	.667	0-0	.000	0-0	.000	0	5	5	7.0	3	0	0	0	0	8	8.7	
ILLINOIS STATE	11/30/15	* 30	3-7	.429	0-1	.000	3-5	.600	2	5	7	7.0	2	2	0	2	1	9	8.7	
at UCLA	12/03/15	17	1-6	.167	0-1	.000	2-2	1.000	3	2	5	6.8	5	1	0	0	1	4	8.1	
EKU	12/9/15	* 24	9-12	.750	0-2	.000	3-3	1.000	6	7	13	7.4	4	0	1	0	0	21	9.6	
ARIZONA STATE	12/12/15	* 19	3-3	1.000	0-0	.000	4-5	.800	0	6	6	7.3	4	0	0	1	1	10	9.6	
vs Ohio State	12/19/15	* 28	2-4	.500	1-1	1.000	1-3	.333	2	5	7	7.3	4	1	2	1	0	6	9.3	
#16/15 LOUISVILLE	12/26/15	* 34	5-7	.714	0-1	.000	4-7	.571	2	4	6	7.2	1	1	1	3	1	14	9.7	
Totals		5	278	44-75	.587	1-9	.111	27-41	.659	29	57	86	7.2	41	5	6	10	8	116	9.7

2015-16 Averages

Games played	12
Minutes/game	23.2
Points/game	9.7
FG Pct	58.7
3FG Pct	11.1
FT Pct	65.9
Rebounds/game	7.2
Assists/game	0.4
Turnovers/game	0.5
Assist/turnover ratio	0.8
Steals/game	0.7
Blocks/game	0.8

Season Highs

Points	21 vs. EKU (12/9/15)
FG Made	9 vs. EKU (12/9/15)
FG Attempts	12 vs. EKU (12/9/15)
3FG Made	1 vs. Ohio State (12/19/15)
3FG Attempts	2 vs. EKU (12/9/15)
FT Made	4, 3x, last vs. LOUISVILLE (12/26/15)
FT Attempts	7 vs. LOUISVILLE (12/26/15)
FT Pct (min 3 made)	1.000 (4-4) vs. WRIGHT ST. (11/20/15)
Rebounds	13 vs. EKU (12/9/15)
Assists	2 vs. ILLINOIS ST. (11/30/15)
Steals	1, 8x, last vs. LOUISVILLE (12/28/15)
Blocks	3, vs. LOUISVILLE (12/26/15)
Minutes	34 vs. LOUISVILLE (12/26/15)

Career Highs

Points	.22, twice, last vs. LIU BROOKLYN (11/23/12)
FG Made	9, 5x, last vs. EKU (12/9/15)
FG Atts	12, 3x, last vs. EKU (12/9/15)
FG Pct (min 5 made)	.900 (9-10) vs. LAFAYETTE (11/16/15)
3-FG Made	2, twice, last vs. TENNESSEE (1/15/13)
3-FG Atts	3, 3x, last vs. EKU (12/9/15)
FTs Made	8, 3x, last vs. TEXAS A&M (1/21/14)
FTs Atts	10, twice, last vs. LSU (1/26/13)
FT Pct (min 3 made)	1.000, 5x, last vs. WRIGHT ST. (11/20/15)
Rebounds	13, twice, last vs. EKU (12/9/13)
Assists	3, twice, last vs. ROBERT MORRIS (11/17/13)
Steals	2, 3x, last vs. Providence (11/30/14)
Blocks	4 vs. UT ARLINGTON (11/25/14)
Minutes	40 vs. MISSOURI (2/23/13)

Alex Poythress' Career Stats

Year	GP-GS	Min-Avg	FG-FGA	Pct	3FG-FGA	Pct	FT-FTA	Pct	Off-Def-Tot-Avg	PF-FO	Ast	TO	Blk	Stl	Pts	Avg
2012-13	33-31	852-25.8	133-229	.581	14-33	.424	91-132	.689	62-137-199-6.0	88-6	22	66	14	9	371	11.2
2013-14	40-0	734-18.4	88-177	.497	8-33	.242	50-80	.625	72-109-181-4.5	85-2	17	38	29	12	234	5.9
2014-15	8-8	162-20.3	16-42	.381	0-7	.000	12-14	.857	12-18-30-3.8	17-1	2	8	12	4	44	5.5
2015-16	12-5	278-23.2	44-75	.587	1-9	.111	27-41	.659	29-57-86-7.2	41-1	5	6	10	8	116	9.7
TOTAL	93-44	2026-21.8	281-523	.537	23-82	.280	180-267	.674	175-321-496-5.3	231-10	46	118	65	33	765	8.2

PLAYER BIOS

Jamal Murray • 6-4 • 207 • Freshman • Guard

Kitchener, Ontario (Athlete Institute)



Notes

- The first player in Kentucky history to hit at least one 3-pointer in each of his first 12 games
- Leads UK in scoring at 16.7 points per game
- Has scored in double figures in 11 of 12 games this year and scored more than 15 in eight of them
- His point-total (33) against Ohio State was the second most by a UK player in the Calipari era (35 by Terrence Jones vs. Auburn on Jan. 11, 2011)
- With his performance in his UK debut against Albany, he became the first UK player to post at least 19 points, eight assists and three steals since John Wall did so against Rider on Nov. 21, 2009
- Made a career-high seven 3-pointers against Ohio State. All of them came in the second half. He missed just one 3-point attempt in the second half
- Breakout performance in the Pan Am Games as a member of the Canadian National Team with 22 points (all in the second half or overtime) and six assists in a triumph over Team USA to advance to the title game
- Reclassified to the 2015 class and joined the team in August

Did You Know ...

Jamal chose No. 23 because it represents the date of his birth. He also meditates to prepare mentally before each game.

Jamal Murray's 2015-16 Game-by-Game Stats

Opponent	Date	gs	min	Total		3-Pointers		Free throws		Rebounds				pf	a	t/o	blk	stl	pts	avg	
				fg-fga	pct	3fg-fga	pct	ft-fga	pct	off	def	tot	avg								
ALBANY	11/13/15	*	32	8-15	.533	2-5	.400	1-1	1.000	1	2	3	3.0	3	8	5	0	3	19	19.0	
NUJIT	11/14/15	*	30	3-13	.231	1-10	.100	1-1	1.000	1	4	5	4.0	2	2	3	0	1	8	13.5	
vs #5/4 Duke	11/17/15	*	38	7-17	.412	2-3	.667	0-2	.000	3	2	5	4.3	2	5	3	0	4	16	14.3	
WRIGHT STATE	11/20/15	*	34	1-4	.250	1-3	.333	10-10	1.000	0	6	6	4.8	1	1	5	0	0	13	14.0	
BOSTON U.	11/24/15	*	31	5-9	.556	2-5	.400	0-0	.000	1	2	3	4.4	4	2	2	0	0	12	13.6	
vs USF	11/27/15	*	35	8-16	.500	2-5	.400	3-3	1.000	2	1	3	4.2	0	3	0	0	0	21	14.8	
ILLINOIS STATE	11/30/15	*	29	3-9	.333	1-3	.333	9-13	.692	1	4	5	4.3	2	1	4	0	1	16	15.0	
at UCLA	12/03/15	*	35	5-16	.313	5-11	.455	2-3	.667	1	4	5	4.4	3	0	3	0	2	17	15.3	
EKU	12/9/15	*	36	6-15	.400	2-9	.222	2-4	.500	2	5	7	4.7	2	4	4	1	0	16	15.3	
ARIZONA STATE	12/12/15	*	29	4-13	.308	2-6	.333	7-8	.875	1	2	3	4.5	2	5	2	0	0	17	15.5	
vs Ohio State	12/19/15	*	34	13-23	.565	7-9	.778	0-0	.000	1	2	3	4.4	3	1	2	0	1	33	17.1	
#16/15 LOUISVILLE	12/26/15	*	34	3-14	.214	3-8	.375	3-6	.500	1	5	6	4.5	3	2	7	1	0	12	16.7	
Totals			12	397	66-164	.402	30-77	.390	38-51	.745	15	39	54	4.5	27	34	40	2	12	200	16.7

2015-16 Averages

Games played	12
Minutes/game	33.1
Points/game	16.7
FG Pct	40.2
3FG Pct	39.0
FT Pct	74.5
Rebounds/game	4.5
Assists/game	2.8
Turnovers/game	3.3
Assist/turnover ratio	0.9
Steals/game	1.0
Blocks/game	0.2

Season Highs

Points	33 vs. Ohio State (12/19/15)
FG Made	13 vs. Ohio State (12/19/15)
FG Attempts	23 vs. Ohio State (12/19/15)
FG Pct (min 5)	.565 (13-23) vs. Ohio State (12/19/15)
3FG Made	5 at UCLA (12/3/15)
3FG Attempts	11 at UCLA (12/3/15)
3FG Pct (min 2)	.667 (2-3) vs. Duke (11/17/15)
FT Made	10 vs. WRIGHT ST. (11/20/15)
FT Attempts	10 vs. WRIGHT ST. (11/20/15)
Rebounds	6 vs. WRIGHT ST. (11/20/15)
Assists	8 vs. ALBANY (11/13/15)
Steals	4 vs. Duke (11/17/15)
Blocks	1, twice, last vs. LOUISVILLE (12/26/15)
Minutes	38 vs. Duke (11/17/15)

Career Highs

Points	33 vs. Ohio State (12/19/15)
FG Made	13 vs. Ohio State (12/19/15)
FG Attempts	23 vs. Ohio State (12/19/15)
FG Pct (min 5)	.565 (13-23) vs. Ohio State (12/19/15)
3FG Made	5 at UCLA (12/3/15)
3FG Attempts	11 at UCLA (12/3/15)
3FG Pct (min 2)	.667 (2-3) vs. Duke (11/17/15)
FT Made	10 vs. WRIGHT ST. (11/20/15)
FT Attempts	10 vs. WRIGHT ST. (11/20/15)
Rebounds	6 vs. WRIGHT ST. (11/20/15)
Assists	8 vs. ALBANY (11/13/15)
Steals	4 vs. Duke (11/17/15)
Blocks	1, twice, last vs. LOUISVILLE (12/26/15)
Minutes	38 vs. Duke (11/17/15)

Jamal Murray's Career Stats

Year	GP-GS	Min-Avg	FG-FGA	Pct	3FG-FGA	Pct	FT-FTA	Pct	Off-Def-Tot-Avg	PF-FO	Ast	TO	Blk	Stl	Pts	Avg
2015-16	12-12	397-33.1	66-164	.402	30-77	.390	38-51	.745	15-39-54-4.5	27-0	34	40	2	12	200	16.7
TOTAL	12-12	397-33.1	66-164	.402	30-77	.390	38-51	.745	15-39-54-4.5	27-0	34	40	2	12	200	16.7

PLAYER BIOS

EJ Floréal • 6-4 • 203 • Junior • Guard

Palo Alto, Calif. (Dunbar)



Notes

- Played for the first time this year against Arizona State, grabbing a rebound in the last minute of the game
- Scored on a dunk in the exhibition win over Ottawa and also added three rebounds and an assist
- Academic All-SEC member as a sophomore
- Played in 17 career games

Did You Know ...

EJ is a tremendous athlete who also competed in track and field while in high school. He has been tabbed the team's best dunker.

EJ Floréal's 2015-16 Game-by-Game Stats

Opponent	Date	gs	min	Total		3-Pointers		Free throws		Rebounds				pf	a	t/o	blk	stl	pts	avg
				fg-fga	pct	3fg-fga	pct	ft-fa	pct	off	def	tot	avg							
ARIZONA STATE	12/12/15	1		0-0	.000	0-0	.000	0-0	.000	1	0	1	1.0	0	0	0	0	0	0	0.0
Totals		0	1	0-0	.000	0-0	.000	0-0	.000	1	0	1	1.0	0	0	0	0	0	0	0.0

2015-16 Averages

Games played	1
Minutes/game	1.0
Rebounds/game	1.0

Season Highs

Rebounds 1 vs. ARIZONA ST. (12/12/15)
 Minutes 1 vs. ARIZONA ST. (12/12/15)

Career Highs

Points..... 2, vs. Robert Morris (11/17/13)
 Rebounds .. 1, 3x, last vs. ARIZONA ST. (12/12/15)
 FG Made 1, vs. Robert Morris (11/17/13)
 FG Atts...1, twice, last vs. Montana St. (11/23/14)
 FG Pct (min 5 made)..... -
 3-FG Made..... -
 3-FG Atts..... -
 FTs Made1, vs. Kansas (11/18/14)
 FTs Atts.....2, vs. Kansas (11/18/14)
 FT Pct (min 3 made)..... -
 Assists..... -
 Steals 1, twice, last vs. UCLA (12/20/14)
 Blocks 1, vs. Robert Morris (11/17/13)
 Minutes5, vs. Montana State (11/23/14)

Did not play: Albany, NJIT, vs. #5/4 Duke, Wright State, Boston (illness), vs. USF, Illinois State, at UCLA, EKU, Ohio State, #16/15 Louisville

EJ Floréal's Career Stats

Year	GP-GS	Min-Avg	FG-FGA	Pct	3FG-FGA	Pct	FT-FTA	Pct	Off-Def-Tot-Avg	PF-FO	Ast	TO	Blk	Stl	Pts	Avg
2013-14	3-0	4-1.3	1-1	1.000	0-0	.000	0-0	.000	0-1-1-0.3	1-0	0	0	1	1	2	0.7
2014-15	13-0	20-1.5	0-1	.000	0-0	.000	1-2	.500	0-1-1-0.1	2-0	0	4	0	1	1	0.1
2015-16	1-0	1-1.0	0-0	.000	0-0	.000	0-0	.000	1-0-1-1.0	0-0	0	0	0	0	0	0.0
TOTAL	17-0	25-1.5	1-2	.500	0-0	.000	1-2	.500	1-2-3-0.2	3-0	0	4	1	2	3	0.2

PLAYER BIOS

Dominique Hawkins • 6-0 • 190 • Junior • Guard

Richmond, Ky. (Madison Central)



Notes

- Had a career game against Louisville with 13 points, adding three 3s - prior to that game he'd never made more than one 3 in a game
- Became the first Kentucky native to score in double figures for the Wildcats against Louisville since Darius Miller did so in the 2012 Final Four
- Calipari on Hawkins' performance vs. Louisville: "He'll fight like crazy, he's got a great temperament, a great demeanor. One of the great kids of all time. I mean literally one of the great kids."
- Broke his hand during preseason practices and did not compete in the exhibition games but has played in six regular-season games
- Appeared in 66 career games and has made nine starts

Did You Know ...

Dominique is the self-proclaimed best video game player on the team. He lists his mom, Denise, as the greatest influence in his life.

Dominique Hawkins' 2015-16 Game-by-Game Stats

Opponent	Date	gs	min	Total		3-Pointers		Free throws		Rebounds				pf	a	t/o	blk	stl	pts	avg
				fg-fga	pct	3fg-fga	pct	ft-fa	pct	off	def	tot	avg							
ALBANY	11/13/15	11		0-1	.000	0-1	.000	0-0	.000	1	0	1	1.0	3	0	0	0	0	0	0.0
NJIT	11/14/15	3		0-1	.000	0-0	.000	1-2	.500	1	0	1	1.0	2	1	0	0	0	1	0.5
BOSTON U.	11/24/15	3		0-1	.000	0-1	.000	0-0	.000	0	0	0	0.7	1	0	0	0	0	0.3	
vs USF	11/27/15	9		1-2	.500	1-2	.500	0-0	.000	0	0	0	0.5	0	1	0	0	1	3	1.0
ILLINOIS STATE	11/30/15	24		1-5	.200	0-3	.000	5-7	.714	0	0	0	0.4	1	0	1	1	1	7	2.2
at UCLA	12/03/15	8		1-3	.333	0-1	.000	0-0	.000	2	1	3	0.8	0	0	0	0	0	2	2.2
EKU	12/9/15	6		0-0	.000	0-0	.000	2-2	1.000	1	1	2	1.0	1	2	0	0	0	2	2.1
ARIZONA STATE	12/12/15	2		0-1	.000	0-1	.000	0-0	.000	0	0	0	0.9	0	0	1	0	0	0	1.9
vs Ohio State	12/19/15	2		0-0	.000	0-0	.000	0-0	.000	0	0	0	0.8	0	0	0	0	0	0	1.7
#16/15 LOUISVILLE	12/26/15	26		3-4	.750	3-4	.750	4-6	.667	0	1	1	0.8	3	1	1	0	0	13	2.8
Totals		0	94	6-18	.333	4-13	.308	12-17	.706	5	3	8	0.8	11	5	3	1	2	28	2.8

2015-16 Averages

Games played	10
Minutes/game	9.4
Points/game	2.8
FG Pct	33.3
3FG Pct	30.8
FT Pct	70.6
Rebounds/game	0.8
Assists/game	0.5
Turnovers/game	0.3
Assist/turnover ratio	1.7
Steals/game	0.2
Blocks/game	0.1

Season Highs

Points	13 vs. LOUISVILLE (12/26/15)
FG Made	3 vs. LOUISVILLE (12/26/15)
FG Attempts	5 vs. ILLINOIS ST. (11/27/15)
3FG Made	3 vs. LOUISVILLE (12/26/15)
3FG Attempts	4 vs. LOUISVILLE (12/26/15)
FT Made	5 vs. ILLINOIS ST. (11/30/15)
FT Attempts	7 vs. ILLINOIS ST. (11/30/15)
Rebounds	3 at UCLA (12/3/15)
Assists	2 vs. EKU (12/9/15)
Steals	1, twice, last vs. ILLINOIS ST. (11/30/15)
Blocks	1 vs. ILLINOIS ST. (11/30/15)
Minutes	26 vs. LOUISVILLE (12/26/15)

Career Highs

Points	13 vs. LOUISVILLE (12/26/15)
FG Made	3, twice, last vs. LOUISVILLE (12/26/15)
FG Atts	8 vs. Montana State (11/23/14)
FG Pct (min 5 made)	
3FG Made	3 vs. LOUISVILLE (12/26/15)
3FG Attempts	4 vs. LOUISVILLE (12/26/15)
FTs Made	5 vs. ILLINOIS ST. (11/30/15)
FTs Atts	7 vs. ILLINOIS ST. (11/30/15)
FT Pct (min 5 made)	.714 (5-7) vs. ILLINOIS ST. (11/30/15)
Rebs	4 vs. Belmont (12/21/13)
Assists	6 vs. EKU (12/7/14)
Steals	2, twice, last at Florida (2/7/15)
Blocks	1, 3x, last vs. ILLINOIS ST. (11/30/15)
Minutes	26 vs. LOUISVILLE (12/26/15)

Did not play vs.: Duke, Wright State (illness)

Dominique Hawkins' Career Stats

Year	GP-GS	Min-Avg	FG-FGA	Pct	3FG-FGA	Pct	FT-FTA	Pct	Off-Def-Tot-Avg	PF-FO	Ast	TO	Blk	Stl	Pts	Avg
2013-14	33-0	283-8.6	9-31	.290	2-16	.125	5-13	.385	7-16-23-0.7	37-0	12	6	1	4	25	0.8
2014-15	23-9	163-7.1	10-35	.286	5-21	.238	4-10	.400	3-13-16-0.7	14-0	14	5	1	7	29	1.3
2015-16	10-0	94-9.4	6-18	.333	4-13	.308	12-17	.706	5-3-8-0.8	11-0	5	3	1	2	28	2.8
TOTAL	66-9	540-8.2	25-84	.298	11-50	.220	21-40	.525	15-32-47-0.7	62-0	31	14	3	13	82	1.2

PLAYER BIOS

Derek Willis • 6-9 • 220 • Junior • Forward

Mt. Washington, Ky. (Bullitt East)



Notes

- Scored double-digit points in UK's opening two games
- After five straight games in single digits, scored 11 points at UCLA to go along with a career-high six rebounds
- Made his first-career start vs. NJIT after he set new career highs in points (14), field goals (four), 3-pointers made (two), field-goal attempts (seven) and minutes played (28)
- Against NJIT he tied his career high with a 4-for-4 mark from the free-throw line and had five rebounds
- Has appeared in 44 career games
- Two-time All-SEC Academic Team performer

Did You Know ...

Derek chose his jersey number because Kevin Durant is his favorite player. He lists ping-pong as a hobby outside of basketball.

Derek Willis' 2015-16 Game-by-Game Stats

Opponent	Date	gs	min	Total		3-Pointers		Free throws		Rebounds				pf	a	t/o	blk	stl	pts	avg
				fg-fga	pct	3fg-fga	pct	ft-fa	pct	off	def	tot	avg							
ALBANY	11/13/15	28	4-7	.571	2-5	.400	4-4	1.000	2	3	5	5.0	1	3	3	0	2	14	14.0	
NJIT	11/14/15	*	17	4-5	.800	3-4	.750	0-0	.000	0	3	3	4.0	1	1	0	2	0	11	12.5
vs #5/4 Duke	11/17/15	7	0-1	.000	0-1	.000	0-0	.000	0	0	0	2.7	1	0	0	0	0	0	8.3	
WRIGHT STATE	11/20/15	9	1-3	.333	0-1	.000	0-0	.000	0	0	0	2.0	1	0	0	0	0	2	6.8	
BOSTON U.	11/24/15	9	1-6	.167	0-3	.000	0-0	.000	1	1	2	2.0	1	0	0	0	2	2	5.8	
vs USF	11/27/15	6	1-3	.333	0-1	.000	0-0	.000	0	0	0	1.7	1	0	1	0	1	2	5.2	
ILLINOIS STATE	11/30/15	8	1-2	.500	1-2	.500	2-2	1.000	0	2	2	1.7	0	0	0	1	0	5	5.1	
at UCLA	12/03/15	14	4-9	.444	1-4	.250	2-2	1.000	3	3	6	2.3	5	0	0	0	1	11	5.9	
EKU	12/9/15	6	1-3	.333	0-2	.000	0-0	.000	0	1	1	2.1	0	1	0	0	0	2	5.4	
ARIZONA STATE	12/12/15	14	3-4	.750	1-2	.500	0-0	.000	1	2	3	2.2	1	0	1	1	1	7	5.6	
#16/15 LOUISVILLE	12/26/15	16	1-4	.250	1-3	.333	0-0	.000	1	1	2	2.2	0	0	2	0	0	3	5.4	
Totals		1	134	21-47	.447	9-28	.321	8-8	1.000	8	16	24	2.2	12	5	7	4	7	59	5.4

2015-16 Averages

Games played	11
Minutes/game	12.2
Points/game	5.4
FG Pct	44.7
3FG Pct	32.1
FT Pct	100.0
Rebounds/game	2.2
Assists/game	0.5
Turnovers/game	0.6
Assist/turnover ratio	0.7
Steals/game	0.6
Blocks/game	0.4

Season Highs

Points	14 vs. ALBANY (11/13/15)
FG Made	4, 3x, last at. UCLA (12/3/15)
FG Attempts	9 at UCLA (12/3/15)
3FG Made	3 vs. NJIT (11/14/15)
3FG Attempts	5 vs. ALBANY (11/13/15)
3FG Pct (min 2)	.750 (3-4) vs. NJIT (11/14/15)
FT Made	4 vs. ALBANY (11/13/15)
FT Attempts	4 vs. ALBANY (11/13/15)
FT Pct (min 3)	1.000 (4-4) vs. ALBANY (11/13/15)
Rebounds	6 at UCLA (12/3/15)
Assists	3 vs. ALBANY (11/13/15)
Steals	2, twice, last vs BOSTON (11/24/15)
Blocks	2 vs. NJIT (11/14/15)
Minutes	28 vs. ALBANY (11/13/15)

Career Highs

Points	14 vs. ALBANY (11/13/15)
FG Made	4, 3x, last at. UCLA (12/3/15)
FG Attempts	9 at UCLA (12/3/15)
3-FG Made	3 vs. NJIT (11/14/15)
3-FG Atts	5 vs. ALBANY (11/13/15)
FTs Made	4, twice, last vs. ALBANY (11/13/15)
FTs Atts	6 vs. Northern Kentucky (11/10/13)
FT Pct (min 3)	1.000, twice, last vs. ALBANY (11/13/15)
Rebounds	6 at UCLA (12/3/15)
Assists	3 vs. ALBANY (11/13/15)
Steals	2, twice, last vs BOSTON (11/24/15)
Blocks	3, vs. UCLA (12/20/14)
Minutes	28 vs. ALBANY (11/13/15)

Did not play vs. Ohio State (ankle)

Derek Willis' Career Stats

Year	GP-GS	Min-Avg	FG-FGA	Pct	3FG-3FGA	Pct	FT-FTA	Pct	Off-Def-Tot-Avg	PF-FO	Ast	TO	Blk	Stl	Pts	Avg
2013-14	14-0	39-2.8	3-9	.333	1-6	.167	9-12	.750	1-7-8-0.6	0-0	0	4	0	1	16	1.1
2014-15	19-0	75-3.9	7-18	.389	5-15	.333	6-6	1.000	5-9-14-0.7	5-0	5	8	3	2	25	1.3
2015-16	11-1	134-12.2	21-47	.447	9-28	.321	8-8	1.000	8-16-24-2.2	12-1	5	7	4	7	59	5.4
TOTAL	44-1	248-5.6	31-74	.419	15-49	.306	23-26	.885	14-32-46-1.0	17-1	10	19	7	10	100	2.3

SEASON BOX SCORES

GAME ELEVEN OHIO STATE 74, #4 KENTUCKY 67



Official Basketball Box Score -- Game Totals -- Final Statistics
Ohio State vs Kentucky
12/19/15 3:30 p.m. at Brooklyn, N.Y. (Barclays Center)



Ohio State 74 • 6-5

#	Player	Total			3-Ptr			Rebounds			PF	TP	A	TO	Bk	Stl	Min
		FG-FGA	FG-FGA	FT-FTA	FG-FGA	FG-FGA	FT-FTA	Off	Def	Tot							
02	Loving, Marc	f	3-10	2-3	4-4	2	6	8	2	12	2	1	1	3	31		
33	Bates-Diop, Keita	f	5-12	2-5	2-5	1	6	7	0	14	3	2	0	3	39		
32	Thompson, Trevor	c	4-7	0-0	2-2	2	3	5	3	10	0	0	5	0	24		
01	Tate, Jae'Sean	g	3-9	0-2	0-0	6	4	10	4	6	1	1	1	1	22		
13	Lyle, JaQuan	g	4-11	2-3	1-2	0	1	1	1	11	2	4	0	2	24		
04	Giddens, Daniel		2-5	0-0	2-2	0	3	3	3	6	0	0	0	0	16		
12	Harris, A.J.		2-4	2-3	0-0	0	0	0	1	6	0	1	0	0	16		
15	Williams, Kam		3-6	1-2	2-2	0	2	2	2	9	2	1	0	0	28		
	Team					2	4	6									
Totals			26-64	9-18	13-17	13	29	42	16	74	10	11	7	9	200		

FG % 1st Half: 14-33 42.4% 2nd half: 12-31 38.7% Game: 26-64 40.6% Deadball Rebounds 2
3FG % 1st Half: 7-12 58.3% 2nd half: 2-6 33.3% Game: 9-18 50.0%
FT % 1st Half: 2-2 100.0 2nd half: 11-15 73.3% Game: 13-17 76.5%

Kentucky 67 • 9-2

#	Player	Total			3-Ptr			Rebounds			PF	TP	A	TO	Bk	Stl	Min
		FG-FGA	FG-FGA	FT-FTA	FG-FGA	FG-FGA	FT-FTA	Off	Def	Tot							
01	Labissiere, Skal	f	1-7	0-0	0-0	1	4	5	1	2	0	0	2	0	21		
22	Alex Poythress	f	2-4	1-1	1-3	2	5	7	4	6	1	2	1	0	28		
03	Ulis, Tyler	g	4-12	1-7	2-2	1	1	2	1	11	4	3	0	1	39		
13	Isaiah Briscoe	g	1-9	0-1	1-4	2	4	6	2	3	7	2	0	1	35		
23	Jamal Murray	g	13-23	7-9	0-0	1	2	3	3	33	1	2	0	1	34		
00	Marcus Lee		4-7	0-0	4-5	2	7	9	5	12	0	2	2	2	30		
04	Matthews, Charles		0-0	0-0	0-0	0	0	0	1	0	0	1	0	1	7		
11	Mychal Mulder		0-1	0-1	0-0	1	0	1	0	0	1	0	0	0	4		
25	Dominique Hawkins		0-0	0-0	0-0	0	0	0	0	0	0	0	0	0	2		
	Team					3	4	7									
Totals			25-63	9-19	8-14	13	27	40	17	67	14	12	5	6	200		

FG % 1st Half: 11-36 30.6% 2nd half: 14-27 51.9% Game: 25-63 39.7% Deadball Rebounds 2
3FG % 1st Half: 1-6 16.7% 2nd half: 8-13 61.5% Game: 9-19 47.4%
FT % 1st Half: 2-3 66.7% 2nd half: 6-11 54.5% Game: 8-14 57.1%

Officials: Tony Greene, Terry Wymer, Roger Ayers
Technical fouls: Ohio State-None. Kentucky-None.
Attendance: 16311
CBS Sports Classic Game 2
Intentional Foul KY #3 - 2:56 in 2nd Half

Score by periods	1st	2nd	Total
Ohio State	37	37	74
Kentucky	25	42	67

Points	In	Off	2nd	Fast
OSU	28	16	13	21
UK	26	8	9	12

Last FG - OSU 2nd-01:28, UK 2nd-00:08.
Largest lead - OSU by 16 2nd-14:17, UK by 3 1st-16:13.
OSU led for 35:31, UK led for 02:37, Game was tied for 01:52.

Score tied - 1 time.
Lead changed - 3 times.

GAME TWELVE #12 KENTUCKY 75, #16 LOUISVILLE 73



Official Basketball Box Score -- Game Totals -- Final Statistics
#16/15 Louisville vs Kentucky
12/26/15 12:00 pm at Rupp Arena - Lexington, KY



#16/15 Louisville 73 • 11-2

#	Player	Total			3-Ptr			Rebounds			PF	TP	A	TO	Bk	Stl	Min
		FG-FGA	FG-FGA	FT-FTA	FG-FGA	FG-FGA	FT-FTA	Off	Def	Tot							
13	Spalding, Ray	f	1-4	0-0	1-2	3	2	5	1	3	0	3	1	0	23		
32	Onuaku, Chinanu	f	4-7	0-0	1-3	6	4	10	2	9	2	3	0	0	26		
00	Lee, Damion	g	8-20	2-7	9-10	0	1	1	2	27	0	2	0	1	40		
02	Snider, Quentin	g	0-5	0-1	0-0	0	2	2	3	0	1	0	0	1	28		
03	Lewis, Trey	g	6-10	2-3	1-1	1	1	2	4	15	1	3	0	2	29		
05	Stockman, Matz		1-3	0-0	0-0	3	2	5	3	2	1	1	0	0	6		
10	Johnson, Jaylen		3-6	0-0	0-2	2	1	3	2	6	0	1	0	0	17		
14	Mahmoud, Anas		0-0	0-0	1-2	1	1	2	2	1	0	0	0	1	8		
22	Adel, Deng		1-1	0-0	0-0	0	0	0	0	2	0	0	0	0	2		
45	Mitchell, Donovan		3-7	0-3	2-2	2	3	5	2	8	3	1	0	0	21		
	Team					3	1	4									
Totals			27-63	4-14	15-22	21	18	39	21	73	8	15	1	5	200		

FG % 1st Half: 12-32 37.5% 2nd half: 15-31 48.4% Game: 27-63 42.9% Deadball Rebounds 3.2
3FG % 1st Half: 3-7 42.9% 2nd half: 1-7 14.3% Game: 4-14 28.6%
FT % 1st Half: 9-12 75.0% 2nd half: 6-10 60.0% Game: 15-22 68.2%

Kentucky 75 • 10-2

#	Player	Total			3-Ptr			Rebounds			PF	TP	A	TO	Bk	Stl	Min
		FG-FGA	FG-FGA	FT-FTA	FG-FGA	FG-FGA	FT-FTA	Off	Def	Tot							
00	Marcus Lee	f	4-5	0-0	0-0	4	3	7	4	8	0	1	1	1	30		
22	Alex Poythress	f	5-7	0-1	4-7	2	4	6	1	14	1	1	3	1	34		
03	Ulis, Tyler	g	7-12	4-7	3-4	0	1	1	2	21	8	1	1	1	39		
04	Matthews, Charles	g	1-3	0-0	0-0	1	1	2	4	2	0	0	0	0	10		
23	Jamal Murray	g	3-14	3-8	3-6	1	5	6	3	12	2	7	1	0	34		
01	Labissiere, Skal		0-3	0-0	2-2	1	2	3	2	2	0	0	0	0	10		
11	Mychal Mulder		0-0	0-0	0-0	0	0	0	0	0	0	0	0	0	1		
25	Dominique Hawkins		3-4	3-4	4-6	0	1	1	3	13	1	1	0	0	26		
35	Derek Willis		1-4	1-3	0-0	1	1	2	0	3	0	2	0	0	16		
	Team					0	1	1									
Totals			24-52	11-23	16-25	10	19	29	19	75	12	15	6	4	200		

FG % 1st Half: 13-30 43.3% 2nd half: 11-22 50.0% Game: 24-52 46.2% Deadball Rebounds 7
3FG % 1st Half: 5-10 50.0% 2nd half: 6-13 46.2% Game: 11-23 47.8%
FT % 1st Half: 13-19 68.4% 2nd half: 3-6 50.0% Game: 16-25 64.0%

Officials: Doug Shows, Pat Adams, Michael Roberts
Technical fouls: #16/15 Louisville-TEAM. Kentucky-TEAM.
Attendance: 24412

Score by periods	1st	2nd	Total
#16/15 Louisville	36	37	73
Kentucky	44	31	75

Points	In	Off	2nd	Fast
LOU	38	18	23	6
UK	24	14	11	0

Last FG - LOU 2nd-01:39, UK 2nd-02:47.
Largest lead - LOU by 5 1st-06:38, UK by 16 2nd-17:54.
LOU led for 06:53, UK led for 30:22, Game was tied for 02:45.

Score tied - 5 times.
Lead changed - 3 times.

GAME THIRTEEN OLE MISS AT KENTUCKY, JAN. 2, 2016

GAME FOURTEEN KENTUCKY AT LSU, JAN. 5, 2016



2015-16 Kentucky Men's Basketball
 Kentucky Combined Team Statistics (as of Dec 26, 2015)
 All games



RECORD:	OVERALL	HOME	AWAY	NEUTRAL
ALL GAMES	10-2	8-0	0-1	2-1
CONFERENCE	0-0	0-0	0-0	0-0
NON-CONFERENCE	10-2	8-0	0-1	2-1

##	Player	gp-gs	min	avg	Total		3-Point		F-Throw		Rebounds				pf	dq	a	to	blk	stl	pts	avg
					fg-fga	fg%	3fg-fga	3fg%	ft-fa	ft%	off	def	tot	avg								
23	Jamal Murray	12-12	397	33.1	66-164	.402	30-77	.390	38-51	.745	15	39	54	4.5	27	0	34	40	2	12	200	16.7
03	Tyler Ulis	11-11	387	35.2	41-112	.366	16-53	.302	43-49	.878	7	30	37	3.4	12	0	61	21	2	14	141	12.8
13	Isaiah Briscoe	10-9	304	30.4	48-99	.485	4-17	.235	15-40	.375	10	46	56	5.6	28	1	31	25	2	15	115	11.5
22	Alex Poythress	12-5	278	23.2	44-75	.587	1-9	.111	27-41	.659	29	57	86	7.2	41	1	5	6	10	8	116	9.7
01	Skal Labissiere	12-11	247	20.6	40-77	.519	0-0	.000	30-40	.750	14	29	43	3.6	38	2	5	17	23	4	110	9.2
00	Marcus Lee	12-8	277	23.1	46-69	.667	0-0	.000	13-28	.464	41	45	86	7.2	32	2	4	13	24	8	105	8.8
35	Derek Willis	11-1	134	12.2	21-47	.447	9-28	.321	8-8	1.000	8	16	24	2.2	12	1	5	7	4	7	59	5.4
15	Isaac Humphries	6-0	68	11.3	6-14	.429	0-0	.000	8-11	.727	6	9	15	2.5	11	0	1	6	5	0	20	3.3
04	Charles Matthews	12-3	180	15.0	15-30	.500	1-4	.250	8-17	.471	12	11	23	1.9	18	0	9	12	1	8	39	3.3
25	Dominique Hawkins	10-0	94	9.4	6-18	.333	4-13	.308	12-17	.706	5	3	8	0.8	11	0	5	3	1	2	28	2.8
10	Jonny David	4-0	5	1.3	0-1	.000	0-1	.000	2-2	1.000	0	0	0	0.0	0	0	0	1	0	0	2	0.5
11	Mychal Mulder	9-0	28	3.1	1-4	.250	0-3	.000	0-0	.000	3	4	7	0.8	1	0	4	0	0	0	2	0.2
24	EJ Floreal	1-0	1	1.0	0-0	.000	0-0	.000	0-0	.000	1	0	1	1.0	0	0	0	0	0	0	0	0.0
Team											17	20	37				5					
Total.....		12	2400		334-710	.470	65-205	.317	204-304	.671	168	309	477	39.8	231	7	164	156	74	78	937	78.1
Opponents.....		12	2400		286-712	.402	59-195	.303	164-229	.716	145	247	392	32.7	270	-	102	170	31	67	795	66.2

TEAM STATISTICS	UK	OPP	Date	Opponent	Score	Att.
SCORING	937	795	11/13/15	ALBANY	w 78-65	22080
Points per game	78.1	66.2	11/14/15	NJIT	w 87-57	22671
Scoring margin	+11.8	-	1 11/17/15	vs #5/4 Duke	w 74-63	21461
FIELD GOALS-ATT	334-710	286-712	11/20/15	WRIGHT STATE	w 78-63	22563
Field goal pct	.470	.402	11/24/15	BOSTON U.	w 82-62	22623
3 POINT FG-ATT	65-205	59-195	2 11/27/15	vs USF	w 84-63	10023
3-point FG pct	.317	.303	11/30/15	ILLINOIS STATE	w 75-63	21894
3-pt FG made per game	5.4	4.9	12/03/15	at UCLA	L 77-87	12202
FREE THROWS-ATT	204-304	164-229	12/9/15	EKU	w 88-67	22544
Free throw pct	.671	.716	12/12/15	ARIZONA STATE	w 72-58	23665
F-Throws made per game	17.0	13.7	3 12/19/15	vs Ohio State	L 67-74	16311
REBOUNDS	477	392	12/26/15	LOUISVILLE	w 75-73	24412
Rebounds per game	39.8	32.7				
Rebounding margin	+7.1	-				
ASSISTS	164	102				
Assists per game	13.7	8.5				
TURNOVERS	156	170				
Turnovers per game	13.0	14.2				
Turnover margin	+1.2	-				
Assist/turnover ratio	1.1	0.6				
STEALS	78	67				
Steals per game	6.5	5.6				
BLOCKS	74	31				
Blocks per game	6.2	2.6				
ATTENDANCE	182452	59997				
Home games-Avg/Game	8-22806	1-12202				
Neutral site-Avg/Game	-	3-15932				

* = Conference game
 1 = Champions Classic - United Center, Chicago
 2 = Hoophall Miami Invitational - American Airlines Arena, Miami
 3 = CBS Sports Classic - Barclays Center, Brooklyn, N.Y.

Score by Periods	1st	2nd	Totals
Kentucky	443	494	937
Opponents	374	421	795



2015-16 Kentucky Men's Basketball
 Kentucky Season Schedule/Results & Leaders (as of Dec 26, 2015)
 All games



RECORD:	OVERALL	HOME	AWAY	NEUTRAL
ALL GAMES	10-2	8-0	0-1	2-1
CONFERENCE	0-0	0-0	0-0	0-0
NON-CONFERENCE	10-2	8-0	0-1	2-1

Date	Opponent	Score	Att.	High Points	High Rebounds
11/13/15	ALBANY	w 78-65	22080	(19)Jamal Murray	(8)Marcus Lee
11/14/15	NJIT	w 87-57	22671	(26)Labissiere, Skal	(12)Isaiah Briscoe
11/17/15	1vs #5/4 Duke	w 74-63	21461	(18)Tyler Ulis	(10)Marcus Lee
11/20/15	WRIGHT STATE	w 78-63	22563	(21)Ulis, Tyler	(10)Alex Poythress
11/24/15	BOSTON U.	w 82-62	22623	(16)Labissiere, Skal	(10)Alex Poythress
11/27/15	2vs USF	w 84-63	10023	(21)Jamal Murray	(6)Isaiah Briscoe
					(6)Marcus Lee
11/30/15	ILLINOIS STATE	w 75-63	21894	(18)Isaiah Briscoe	(12)Marcus Lee
12/03/15	at UCLA	77-87 L	12202	(20)Isaiah Briscoe	(6)Derek Willis
					(6)Isaac Humphries
12/9/15	EKU	w 88-67	22544	(21)Alex Poythress	(13)Alex Poythress
12/12/15	ARIZONA STATE	w 72-58	23665	(17)Jamal Murray	(7)Marcus Lee
12/19/15	3vs Ohio State	67-74 L	16311	(33)Jamal Murray	(9)Marcus Lee
12/26/15	LOUISVILLE	w 75-73	24412	(21)Ulis, Tyler	(7)Marcus Lee

* = Conference game

1 = Champions Classic - United Center, Chicago

2 = Hoophall Miami Invitational - American Airlines Arena, Miami

3 = CBS Sports Classic - Barclays Center, Brooklyn, N.Y.

Attendance Summary	Games	Attend	Avg/Game
Home	8	182452	22806
Away	1	12202	12202
Neutral	3	47795	15932
Total	12	242449	20204



2015-16 Kentucky Men's Basketball
 Kentucky Overall Team Statistics (as of Dec 26, 2015)
 All games



TEAM STATISTICS	UK	OPP
SCORING	937	795
Points per game	78.1	66.2
Scoring margin	+11.8	-
FIELD GOALS-ATT	334-710	286-712
Field goal pct	.470	.402
3 POINT FG-ATT	65-205	59-195
3-point FG pct	.317	.303
3-pt FG made per game	5.4	4.9
FREE THROWS-ATT	204-304	164-229
Free throw pct	.671	.716
F-Throws made per game	17.0	13.7
REBOUNDS	477	392
Rebounds per game	39.8	32.7
Rebounding margin	+7.1	-
ASSISTS	164	102
Assists per game	13.7	8.5
TURNOVERS	156	170
Turnovers per game	13.0	14.2
Turnover margin	+1.2	-
Assist/turnover ratio	1.1	0.6
STEALS	78	67
Steals per game	6.5	5.6
BLOCKS	74	31
Blocks per game	6.2	2.6
WINNING STREAK	1	-
Home win streak	8	-
ATTENDANCE	182452	59997
Home games-Avg/Game	8-22806	1-12202
Neutral site-Avg/Game	-	3-15932

Score by Periods	1st	2nd	Totals
Kentucky	443	494	937
Opponents	374	421	795



2015-16 Kentucky Men's Basketball
 Kentucky Category Leaders (as of Dec 26, 2015)
 All games



Points	G	Pts	Pts/G
Jamal Murray	12	200	16.7
Tyler Ulis	11	141	12.8
Alex Poythress	12	116	9.7
Isaiah Briscoe	10	115	11.5
Skal Labissiere	12	110	9.2
Marcus Lee	12	105	8.8
Derek Willis	11	59	5.4
Charles Matthews	12	39	3.3
Dominique Hawkins	10	28	2.8
Isaac Humphries	6	20	3.3
Mychal Mulder	9	2	0.2
Jonny David	4	2	0.5

Scoring Average	G	Pts	Avg/G
Jamal Murray	12	200	16.7
Tyler Ulis	11	141	12.8
Isaiah Briscoe	10	115	11.5
Alex Poythress	12	116	9.7
Skal Labissiere	12	110	9.2
Marcus Lee	12	105	8.8
Derek Willis	11	59	5.4
Isaac Humphries	6	20	3.3
Charles Matthews	12	39	3.3
Dominique Hawkins	10	28	2.8
Jonny David	4	2	0.5
Mychal Mulder	9	2	0.2

FG Percentage	FG	Att	Pct
Marcus Lee	46	69	.667
Alex Poythress	44	75	.587
Skal Labissiere	40	77	.519
Charles Matthews	15	30	.500
Isaiah Briscoe	48	99	.485
Derek Willis	21	47	.447
Isaac Humphries	6	14	.429
Jamal Murray	66	164	.402
Tyler Ulis	41	112	.366
Dominique Hawkins	6	18	.333
Mychal Mulder	1	4	.250
Jonny David	0	1	.000

Field Goal Attempts	G	Att	Att/G
Jamal Murray	12	164	13.7
Tyler Ulis	11	112	10.2
Isaiah Briscoe	10	99	9.9
Skal Labissiere	12	77	6.4
Alex Poythress	12	75	6.3

Field Goals Made	G	Made	Made/G
Jamal Murray	12	66	5.5
Isaiah Briscoe	10	48	4.8
Marcus Lee	12	46	3.8
Alex Poythress	12	44	3.7
Tyler Ulis	11	41	3.7

3-Point Percentage	3FG	Att	Pct
Jamal Murray	30	77	.390
Derek Willis	9	28	.321
Dominique Hawkins	4	13	.308
Tyler Ulis	16	53	.302
Charles Matthews	1	4	.250
Isaiah Briscoe	4	17	.235
Alex Poythress	1	9	.111
Mychal Mulder	0	3	.000
Jonny David	0	1	.000

3-Point FG Attempts	G	Att	Att/G
Jamal Murray	12	77	6.4
Tyler Ulis	11	53	4.8
Derek Willis	11	28	2.5
Isaiah Briscoe	10	17	1.7
Dominique Hawkins	10	13	1.3

3-Point FG Made	G	Made	Made/G
Jamal Murray	12	30	2.5
Tyler Ulis	11	16	1.5
Derek Willis	11	9	0.8
Dominique Hawkins	10	4	0.4
Isaiah Briscoe	10	4	0.4

Free Throw Percent	FG	Att	Pct
Derek Willis	8	8	1.000
Jonny David	2	2	1.000
Tyler Ulis	43	49	.878
Skal Labissiere	30	40	.750
Jamal Murray	38	51	.745
Isaac Humphries	8	11	.727
Dominique Hawkins	12	17	.706
Alex Poythress	27	41	.659
Charles Matthews	8	17	.471
Marcus Lee	13	28	.464
Isaiah Briscoe	15	40	.375

Free Throw Attempts	G	Att	Att/G
Jamal Murray	12	51	4.3
Tyler Ulis	11	49	4.5
Alex Poythress	12	41	3.4
Isaiah Briscoe	10	40	4.0
Skal Labissiere	12	40	3.3

Free Throws Made	G	Made	Made/G
Tyler Ulis	11	43	3.9
Jamal Murray	12	38	3.2
Skal Labissiere	12	30	2.5
Alex Poythress	12	27	2.3
Isaiah Briscoe	10	15	1.5



2015-16 Kentucky Men's Basketball
 Kentucky Category Leaders (as of Dec 26, 2015)
 All games



Rebounds	G	Reb	Reb/G
Marcus Lee	12	86	7.2
Alex Poythress	12	86	7.2
Isaiah Briscoe	10	56	5.6
Jamal Murray	12	54	4.5
Skal Labissiere	12	43	3.6

Rebound Average	G	Reb	Avg/G
Marcus Lee	12	86	7.2
Alex Poythress	12	86	7.2
Isaiah Briscoe	10	56	5.6
Jamal Murray	12	54	4.5
Skal Labissiere	12	43	3.6

Offensive Rebounds	G	No.	Avg/G
Marcus Lee	12	41	3.4
Alex Poythress	12	29	2.4
Jamal Murray	12	15	1.3
Skal Labissiere	12	14	1.2
Charles Matthews	12	12	1.0

Defensive Rebounds	G	No.	Avg/G
Alex Poythress	12	57	4.8
Isaiah Briscoe	10	46	4.6
Marcus Lee	12	45	3.8
Jamal Murray	12	39	3.3
Tyler Ulis	11	30	2.7

Fouls	G	No.	Per/G
Alex Poythress	12	41	3.4
Skal Labissiere	12	38	3.2
Marcus Lee	12	32	2.7
Isaiah Briscoe	10	28	2.8
Jamal Murray	12	27	2.3

Foulsouts	G	No.
Marcus Lee	12	2
Skal Labissiere	12	2
Derek Willis	11	1
Isaiah Briscoe	10	1
Alex Poythress	12	1

Assists	G	No.	Ast/G
Tyler Ulis	11	61	5.5
Jamal Murray	12	34	2.8
Isaiah Briscoe	10	31	3.1
Charles Matthews	12	9	0.8
Derek Willis	11	5	0.5
Alex Poythress	12	5	0.4
Skal Labissiere	12	5	0.4
Dominique Hawkins	10	5	0.5

Steals	G	No.	Stl/G
Isaiah Briscoe	10	15	1.5
Tyler Ulis	11	14	1.3
Jamal Murray	12	12	1.0
Alex Poythress	12	8	0.7
Charles Matthews	12	8	0.7
Marcus Lee	12	8	0.7

Blocked Shots	G	No.	Blk/G
Marcus Lee	12	24	2.0
Skal Labissiere	12	23	1.9
Alex Poythress	12	10	0.8
Isaac Humphries	6	5	0.8
Derek Willis	11	4	0.4

Minutes	G	No.	Min/G
Jamal Murray	12	397	33.1
Tyler Ulis	11	387	35.2
Isaiah Briscoe	10	304	30.4
Alex Poythress	12	278	23.2
Marcus Lee	12	277	23.1

Turnovers	G	No.	TO/G
Jamal Murray	12	40	3.3
Isaiah Briscoe	10	25	2.5
Tyler Ulis	11	21	1.9
Skal Labissiere	12	17	1.4
Marcus Lee	12	13	1.1



2015-16 Kentucky Men's Basketball
 Kentucky Overall/Conference Statistics (as of Dec 26, 2015)
 All games



SUMMARY	Overall Statistics										Conference Statistics										
	gp-gs	min/g	fg%	3fg%	ft%	r/g	a/g	stl	blk	pts/g	gp-gs	min/g	fg%	3fg%	ft%	r/g	a/g	stl	blk	pts/g	
Jamal Murray	12-12	33.1	.402	.390	.745	4.5	2.8	12	2	16.7											
Tyler Ulis	11-11	35.2	.366	.302	.878	3.4	5.5	14	2	12.8											
Isaiah Briscoe	10-9	30.4	.485	.235	.375	5.6	3.1	15	2	11.5											
Alex Poythress	12-5	23.2	.587	.111	.659	7.2	0.4	8	10	9.7											
Skal Labissiere	12-11	20.6	.519	.000	.750	3.6	0.4	4	23	9.2											
Marcus Lee	12-8	23.1	.667	.000	.464	7.2	0.3	8	24	8.8											
Derek Willis	11-1	12.2	.447	.321	1.000	2.2	0.5	7	4	5.4											
Isaac Humphries	6-0	11.3	.429	.000	.727	2.5	0.2	0	5	3.3											
Charles Matthews	12-3	15.0	.500	.250	.471	1.9	0.8	8	1	3.3											
Dominique Hawkins	10-0	9.4	.333	.308	.706	0.8	0.5	2	1	2.8											
Jonny David	4-0	1.3	.000	.000	1.000	0.0	0.0	0	0	0.5											
Mychal Mulder	9-0	3.1	.250	.000	.000	0.8	0.4	0	0	0.2											
EJ Floreal	1-0	1.0	.000	.000	.000	1.0	0.0	0	0	0.0											
Totals	12		.470	.317	.671	39.8	13.7	78	74	78.1	0		.000	.000	.000	0.0	0.0	0	0	0.0	
Opponent	12		.402	.303	.716	32.7	8.5	67	31	66.2	0		.000	.000	.000	0.0	0.0	0	0	0.0	

SCORING	Overall Statistics								Conference Statistics							
	fg-fga	fg%	3fg-fga	3fg%	ft-fta	ft%	pts	pts/g	fg-fga	fg%	3fg-fga	3fg%	ft-fta	ft%	pts	pts/g
Jamal Murray	66-164	.402	30-77	.390	38-51	.745	200	16.7								
Tyler Ulis	41-112	.366	16-53	.302	43-49	.878	141	12.8								
Isaiah Briscoe	48-99	.485	4-17	.235	15-40	.375	115	11.5								
Alex Poythress	44-75	.587	1-9	.111	27-41	.659	116	9.7								
Skal Labissiere	40-77	.519	0-0	.000	30-40	.750	110	9.2								
Marcus Lee	46-69	.667	0-0	.000	13-28	.464	105	8.8								
Derek Willis	21-47	.447	9-28	.321	8-8	1.000	59	5.4								
Isaac Humphries	6-14	.429	0-0	.000	8-11	.727	20	3.3								
Charles Matthews	15-30	.500	1-4	.250	8-17	.471	39	3.3								
Dominique Hawkins	6-18	.333	4-13	.308	12-17	.706	28	2.8								
Jonny David	0-1	.000	0-1	.000	2-2	1.000	2	0.5								
Mychal Mulder	1-4	.250	0-3	.000	0-0	.000	2	0.2								
EJ Floreal	0-0	.000	0-0	.000	0-0	.000	0	0.0								
Totals	334-710	.470	65-205	.317	204-304	.671	937	78.1	0-0	.000	0-0	.000	0-0	.000	0	0.0
Opponent	286-712	.402	59-195	.303	164-229	.716	795	66.2	0-0	.000	0-0	.000	0-0	.000	0	0.0

TOTALS	Overall Statistics										Conference Statistics										
	o-reb	d-reb	total	pf	fo	a	to	a/to	hi	pts	o-reb	d-reb	total	pf	fo	a	to	a/to	hi	pts	
Jamal Murray	15	39	54	27	0	34	40	0.9	33												
Tyler Ulis	7	30	37	12	0	61	21	2.9	21												
Isaiah Briscoe	10	46	56	28	1	31	25	1.2	20												
Alex Poythress	29	57	86	41	1	5	6	0.8	21												
Skal Labissiere	14	29	43	38	2	5	17	0.3	26												
Marcus Lee	41	45	86	32	2	4	13	0.3	14												
Derek Willis	8	16	24	12	1	5	7	0.7	14												
Isaac Humphries	6	9	15	11	0	1	6	0.2	5												
Charles Matthews	12	11	23	18	0	9	12	0.8	11												
Dominique Hawkins	5	3	8	11	0	5	3	1.7	13												
Jonny David	0	0	0	0	0	0	1	0.0	2												
Mychal Mulder	3	4	7	1	0	4	0	0.0	2												
EJ Floreal	1	0	1	0	0	0	0	0.0	0												
Totals	168	309	477	231	7	164	156	1.1	88	0	0	0	0	0	0	0	0	0.0	0		
Opponent	145	247	392	270	-	102	170	0.6	87	0	0	0	0	-	0	0	0	0.0	0		



2015-16 Kentucky Men's Basketball
 Kentucky Team Game-by-Game (as of Dec 26, 2015)
 All games



TEAM STATISTICS

Opponent	Date	Score		Total		3-Pointers		Free throws		Rebounds				pf	a	t/o	blk	stl	pts	avg
				fg-fga	pct	3fg-fga	pct	ft-fa	pct	off	def	tot	avg							
ALBANY	11/13/15	78-65	W	28-50	.560	6-17	.353	16-24	.667	12	22	34	34.0	21	16	20	8	6	78	78.0
NJIT	11/14/15	87-57	W	32-69	.464	5-21	.238	18-24	.750	22	32	54	44.0	18	14	14	9	6	87	82.5
vs #5/4 Duke	11/17/15	74-63	W	30-67	.448	3-10	.300	11-18	.611	17	22	39	42.3	21	15	9	7	9	74	79.7
WRIGHT STATE	11/20/15	78-63	W	25-47	.532	2-10	.200	26-37	.703	7	30	37	41.0	17	9	12	1	5	78	79.2
BOSTON U.	11/24/15	82-62	W	33-64	.516	3-15	.200	13-26	.500	18	27	45	41.8	18	15	12	5	12	82	79.8
vs USF	11/27/15	84-63	W	31-62	.500	6-13	.462	16-19	.842	12	25	37	41.0	17	16	8	5	9	84	80.5
ILLINOIS STATE	11/30/15	75-63	W	22-51	.431	2-12	.167	29-46	.630	12	27	39	40.7	19	8	15	9	6	75	79.7
at UCLA	12/03/15	77-87	L	25-66	.379	8-25	.320	19-25	.760	16	21	37	40.2	27	12	8	2	6	77	79.4
EKU	12/9/15	88-67	W	35-64	.547	4-19	.211	14-20	.700	18	32	50	41.3	17	18	17	9	3	88	80.3
ARIZONA STATE	12/12/15	72-58	W	24-55	.436	6-21	.286	18-26	.692	11	25	36	40.8	20	15	14	8	6	72	79.5
vs Ohio State	12/19/15	67-74	L	25-63	.397	9-19	.474	8-14	.571	13	27	40	40.7	17	14	12	5	6	67	78.4
LOUISVILLE	12/26/15	75-73	W	24-52	.462	11-23	.478	16-25	.640	10	19	29	39.8	19	12	15	6	4	75	78.1
Kentucky		937		334-710	.470	65-205	.317	204-304	.671	168	309	477	39.8	231	164	156	74	78	937	78.1
Opponents		795		286-712	.402	59-195	.303	164-229	.716	145	247	392	32.7	270	102	170	31	67	795	66.2

Games played: 12
 Points/game: 78.1
 FG Pct: 47.0
 3FG Pct: 31.7
 FT Pct: 67.1

Rebounds/game: 39.8
 Assists/game: 13.7
 Turnovers/game: 13.0
 Assist/turnover ratio: 1.1
 Steals/game: 6.5
 Blocks/game: 6.2



2015-16 Kentucky Men's Basketball
 Kentucky Opponent Game-by-Game (as of Dec 26, 2015)
 All games



OPPONENT STATISTICS

Opponent	Date	Score		Total		3-Pointers		Free throws		Rebounds				pf	a	t/o	blk	stl	pts	avg
				fg-fga	pct	3fg-fga	pct	ft-fta	pct	off	def	tot	avg							
ALBANY	11/13/15	78-65	W	25-58	.431	1-14	.071	14-22	.636	13	15	28	28.0	26	4	15	0	9	65	65.0
NJIT	11/14/15	87-57	W	17-55	.309	5-19	.263	18-22	.818	7	16	23	25.5	22	8	14	2	6	57	61.0
vs #5/4 Duke	11/17/15	74-63	W	22-54	.407	5-13	.385	14-23	.609	15	24	39	30.0	20	9	16	8	3	63	61.7
WRIGHT STATE	11/20/15	78-63	W	21-58	.362	6-14	.429	15-17	.882	8	19	27	29.3	33	8	12	1	5	63	62.0
BOSTON U.	11/24/15	82-62	W	20-54	.370	8-24	.333	14-18	.778	8	19	27	28.8	22	9	17	2	6	62	62.0
vs USF	11/27/15	84-63	W	26-56	.464	2-10	.200	9-15	.600	10	21	31	29.2	17	5	14	4	2	63	62.2
ILLINOIS STATE	11/30/15	75-63	W	25-70	.357	5-20	.250	8-10	.800	14	23	37	30.3	32	8	16	2	5	63	62.3
at UCLA	12/03/15	77-87	L	28-53	.528	5-11	.455	26-34	.765	10	28	38	31.3	18	16	10	3	5	87	65.4
EKU	12/9/15	88-67	W	26-65	.400	5-18	.278	10-14	.714	11	14	25	30.6	19	11	13	1	7	67	65.6
ARIZONA STATE	12/12/15	72-58	W	23-62	.371	4-20	.200	8-15	.533	15	21	36	31.1	24	6	17	0	5	58	64.8
vs Ohio State	12/19/15	67-74	L	26-64	.406	9-18	.500	13-17	.765	13	29	42	32.1	16	10	11	7	9	74	65.6
LOUISVILLE	12/26/15	75-73	W	27-63	.429	4-14	.286	15-22	.682	21	18	39	32.7	21	8	15	1	5	73	66.2
Opponents		795		286-712	.402	59-195	.303	164-229	.716	145	247	392	32.7	270	102	170	31	67	795	66.2
Kentucky		937		334-710	.470	65-205	.317	204-304	.671	168	309	477	39.8	231	164	156	74	78	937	78.1

Games played: 12
 Points/game: 66.2
 FG Pct: 40.2
 3FG Pct: 30.3
 FT Pct: 71.6

Rebounds/game: 32.7
 Assists/game: 8.5
 Turnovers/game: 14.2
 Assist/turnover ratio: 0.6
 Steals/game: 5.6
 Blocks/game: 2.6



2015-16 Kentucky Men's Basketball
 Kentucky Points-Rebounds-Assists (as of Dec 26, 2015)
 All games



Opponent	Date	Score		00	01	03	04	10	11	13
				LEE,MARCUS	LABISSIERE	ULIS,TYLER	MATTHEWS,C	DAVID,JOHN	MULDER,MYC	BRISCOE,IS
ALBANY	11/13/15	78-65	w	12-8-3	9-5-0	12-4-2	4-2-0	DNP	2-0-0	DNP
NJIT	11/14/15	87-57	w	10-8-0	26-5-0	5-5-5	1-0-2	0-0-0	0-2-1	11-12-2
vs #5/4 Duke	11/17/15	74-63	w	10-10-1	7-4-1	18-4-6	0-0-0	DNP	DNP	12-3-1
WRIGHT STATE	11/20/15	78-63	w	0-7-0	13-3-0	21-2-5	4-1-0	DNP	0-2-1	15-3-2
BOSTON U.	11/24/15	82-62	w	9-2-0	16-7-0	15-6-6	3-7-2	0-0-0	0-0-0	11-7-5
vs USF	11/27/15	84-63	w	4-6-0	17-4-2	8-2-2	11-2-1	2-0-0	0-0-0	6-6-7
ILLINOIS STATE	11/30/15	75-63	w	13-12-0	2-2-0	DNP	5-3-2	DNP	0-0-0	18-7-3
at UCLA	12/03/15	77-87	L	2-2-0	6-1-0	9-2-9	2-3-1	DNP	DNP	20-2-1
EKU	12/9/15	88-67	w	11-8-0	10-4-2	9-4-8	7-2-0	DNP	DNP	10-6-1
ARIZONA STATE	12/12/15	72-58	w	14-7-0	0-0-0	12-5-6	0-1-1	0-0-0	0-2-1	9-4-2
vs Ohio State	12/19/15	67-74	L	12-9-0	2-5-0	11-2-4	0-0-0	DNP	0-1-1	3-6-7
LOUISVILLE	12/26/15	75-73	w	8-7-0	2-3-0	21-1-8	2-2-0	DNP	0-0-0	DNP

Opponent	Date	Score		15	22	23	24	25	35
				HUMPHRIES,	POYTHRESS,	MURRAY,JAM	FLOREAL,EJ	HAWKINS,DO	WILLIS,DER
ALBANY	11/13/15	78-65	w	4-2-0	2-3-0	19-3-8	DNP	0-1-0	14-5-3
NJIT	11/14/15	87-57	w	5-3-0	9-7-0	8-5-2	DNP	1-1-1	11-3-1
vs #5/4 Duke	11/17/15	74-63	w	2-3-1	9-7-0	16-5-5	DNP	DNP	0-0-0
WRIGHT STATE	11/20/15	78-63	w	DNP	10-10-0	13-6-1	DNP	DNP	2-0-0
BOSTON U.	11/24/15	82-62	w	DNP	14-10-0	12-3-2	DNP	0-0-0	2-2-0
vs USF	11/27/15	84-63	w	2-0-0	8-5-0	21-3-3	DNP	3-0-1	2-0-0
ILLINOIS STATE	11/30/15	75-63	w	DNP	9-7-2	16-5-1	DNP	7-0-0	5-2-0
at UCLA	12/03/15	77-87	L	4-6-0	4-5-1	17-5-0	DNP	2-3-0	11-6-0
EKU	12/9/15	88-67	w	DNP	21-13-0	16-7-4	DNP	2-2-2	2-1-1
ARIZONA STATE	12/12/15	72-58	w	3-1-0	10-6-0	17-3-5	0-1-0	0-0-0	7-3-0
vs Ohio State	12/19/15	67-74	L	DNP	6-7-1	33-3-1	DNP	0-0-0	DNP
LOUISVILLE	12/26/15	75-73	w	DNP	14-6-1	12-6-2	DNP	13-1-1	3-2-0



2015-16 Kentucky Men's Basketball
 Kentucky Game-by-Game Highs (as of Dec 26, 2015)
 All games



Opponent	Date	Score	Points	Rebounds	Assists	Steals	Blocked shots
ALBANY	11/13/15	78-65	19-Jamal Murray	8-Marcus Lee	8-Jamal Murray	3-Jamal Murray	4-Skal Labissiere
NJIT	11/14/15	87-57	26-Labissiere, Skal	12-Isaiah Briscoe	5-Ulis, Tyler	2-Isaiah Briscoe	3-Marcus Lee
vs #5/4 Duke	11/17/15	74-63	18-Tyler Ulis	10-Marcus Lee	6-Tyler Ulis	4-Jamal Murray	2-Isaac Humphries Marcus Lee
WRIGHT STATE	11/20/15	78-63	21-Ulis, Tyler	10-Alex Poythress	5-Ulis, Tyler	2-Ulis, Tyler	1-Labissiere, Skal
BOSTON U.	11/24/15	82-62	16-Labissiere, Skal	10-Alex Poythress	6-Ulis, Tyler	3-Ulis, Tyler Isaiah Briscoe	3-Labissiere, Skal
vs USF	11/27/15	84-63	21-Jamal Murray	6-Marcus Lee Isaiah Briscoe	7-Isaiah Briscoe	2-Isaiah Briscoe Tyler Ulis	3-Skal Labissiere
ILLINOIS STATE	11/30/15	75-63	18-Isaiah Briscoe	12-Marcus Lee	3-Isaiah Briscoe	2-Matthews, Charles	2-Marcus Lee Alex Poythress
at UCLA	12/03/15	77-87	20-Isaiah Briscoe	6-Isaac Humphries Derek Willis	9-Ulis, Tyler	2-Jamal Murray Ulis, Tyler	2-Labissiere, Skal
EKU	12/9/15	88-67	21-Alex Poythress	13-Alex Poythress	8-Ulis, Tyler	2-Isaiah Briscoe	5-Marcus Lee
ARIZONA STATE	12/12/15	72-58	17-Jamal Murray	7-Marcus Lee	6-Ulis, Tyler	2-Isaiah Briscoe	5-Marcus Lee
vs Ohio State	12/19/15	67-74	33-Jamal Murray	9-Marcus Lee	7-Isaiah Briscoe	2-Marcus Lee	2-Labissiere, Skal Marcus Lee
LOUISVILLE	12/26/15	75-73	21-Ulis, Tyler	7-Marcus Lee	8-Ulis, Tyler	1-Marcus Lee Alex Poythress Labissiere, Skal Ulis, Tyler	3-Alex Poythress



2015-16 Kentucky Men's Basketball
 Kentucky Team High/Low Analysis (as of Dec 26, 2015)
 All games



Kentucky - TEAM GAME HIGHS

POINTS	88	EKU (12/9/15)
	87	NJIT (11/14/15)
	84	vs USF (11/27/15)
	82	BOSTON U. (11/24/15)
	78	WRIGHT STATE (11/20/15)
	78	ALBANY (11/13/15)
FIELD GOALS MADE	35	EKU (12/9/15)
	33	BOSTON U. (11/24/15)
FIELD GOAL ATTEMPTS	69	NJIT (11/14/15)
	67	vs #5/4 Duke (11/17/15)
FIELD GOAL PERCENTAGE	.560 (28-50)	ALBANY (11/13/15)
	.547 (35-64)	EKU (12/9/15)
3 PT FIELD GOALS MADE	11	LOUISVILLE (12/26/15)
	9	vs Ohio State (12/19/15)
3 PT FG ATTEMPTS	25	at UCLA (12/03/15)
	23	LOUISVILLE (12/26/15)
3 PT FG PERCENTAGE	.478 (11-23)	LOUISVILLE (12/26/15)
	.474 (9-19)	vs Ohio State (12/19/15)
FREE THROWS MADE	29	ILLINOIS STATE (11/30/15)
	26	WRIGHT STATE (11/20/15)
FREE THROW ATTEMPTS	46	ILLINOIS STATE (11/30/15)
	37	WRIGHT STATE (11/20/15)
FREE THROW PERCENTAGE	.842 (16-19)	vs USF (11/27/15)
	.760 (19-25)	at UCLA (12/03/15)
REBOUNDS	54	NJIT (11/14/15)
	50	EKU (12/9/15)
ASSISTS	18	EKU (12/9/15)
	16	vs USF (11/27/15)
	16	ALBANY (11/13/15)
STEALS	12	BOSTON U. (11/24/15)
	9	vs USF (11/27/15)
	9	vs #5/4 Duke (11/17/15)
BLOCKED SHOTS	9	EKU (12/9/15)
	9	ILLINOIS STATE (11/30/15)
	9	NJIT (11/14/15)
TURNOVERS	20	ALBANY (11/13/15)
	17	EKU (12/9/15)
FOULS	27	at UCLA (12/03/15)
	21	vs #5/4 Duke (11/17/15)
	21	ALBANY (11/13/15)



2015-16 Kentucky Men's Basketball
 Kentucky High/Low Analysis (as of Dec 26, 2015)
 All games



Opponent - GAME HIGHS

POINTS	87		at UCLA (12/03/15)
	74		vs Ohio State (12/19/15)
	73		LOUISVILLE (12/26/15)
	67		EKU (12/9/15)
	65		ALBANY (11/13/15)
FIELD GOALS MADE	28		at UCLA (12/03/15)
	27		LOUISVILLE (12/26/15)
FIELD GOAL ATTEMPTS	70		ILLINOIS STATE (11/30/15)
	65		EKU (12/9/15)
FIELD GOAL PERCENTAGE	.528	(28-53)	at UCLA (12/03/15)
	.464	(26-56)	vs USF (11/27/15)
3 PT FIELD GOALS MADE	9		vs Ohio State (12/19/15)
	8		BOSTON U. (11/24/15)
3 PT FG ATTEMPTS	24		BOSTON U. (11/24/15)
	20		ARIZONA STATE (12/12/15)
	20		ILLINOIS STATE (11/30/15)
3 PT FG PERCENTAGE	.500	(9-18)	vs Ohio State (12/19/15)
	.455	(5-11)	at UCLA (12/03/15)
FREE THROWS MADE	26		at UCLA (12/03/15)
	18		NJIT (11/14/15)
FREE THROW ATTEMPTS	34		at UCLA (12/03/15)
	23		vs #5/4 Duke (11/17/15)
FREE THROW PERCENTAGE	.882	(15-17)	WRIGHT STATE (11/20/15)
	.818	(18-22)	NJIT (11/14/15)
REBOUNDS	42		vs Ohio State (12/19/15)
	39		LOUISVILLE (12/26/15)
	39		vs #5/4 Duke (11/17/15)
ASSISTS	16		at UCLA (12/03/15)
	11		EKU (12/9/15)
STEALS	9		vs Ohio State (12/19/15)
	9		ALBANY (11/13/15)
BLOCKED SHOTS	8		vs #5/4 Duke (11/17/15)
	7		vs Ohio State (12/19/15)
TURNOVERS	17		ARIZONA STATE (12/12/15)
	17		BOSTON U. (11/24/15)
FOULS	33		WRIGHT STATE (11/20/15)
	32		ILLINOIS STATE (11/30/15)



2015-16 Kentucky Men's Basketball
 Kentucky High/Low Analysis (as of Dec 26, 2015)
 All games



Kentucky - GAME LOWS

POINTS	67		vs Ohio State (12/19/15)
	72		ARIZONA STATE (12/12/15)
	74		vs #5/4 Duke (11/17/15)
	75		ILLINOIS STATE (11/30/15)
	75		LOUISVILLE (12/26/15)
FIELD GOALS MADE	22		ILLINOIS STATE (11/30/15)
	24		ARIZONA STATE (12/12/15)
	24		LOUISVILLE (12/26/15)
FIELD GOAL ATTEMPTS	47		WRIGHT STATE (11/20/15)
	50		ALBANY (11/13/15)
FIELD GOAL PERCENTAGE	.379	(25-66)	at UCLA (12/03/15)
	.397	(25-63)	vs Ohio State (12/19/15)
3 PT FIELD GOALS MADE	2		WRIGHT STATE (11/20/15)
	2		ILLINOIS STATE (11/30/15)
3 PT FG ATTEMPTS	10		vs #5/4 Duke (11/17/15)
	10		WRIGHT STATE (11/20/15)
3 PT FG PERCENTAGE	.167	(2-12)	ILLINOIS STATE (11/30/15)
	.200	(2-10)	WRIGHT STATE (11/20/15)
	.200	(3-15)	BOSTON U. (11/24/15)
FREE THROWS MADE	8		vs Ohio State (12/19/15)
	11		vs #5/4 Duke (11/17/15)
FREE THROW ATTEMPTS	14		vs Ohio State (12/19/15)
	18		vs #5/4 Duke (11/17/15)
FREE THROW PERCENTAGE	.500	(13-26)	BOSTON U. (11/24/15)
	.571	(8-14)	vs Ohio State (12/19/15)
REBOUNDS	29		LOUISVILLE (12/26/15)
	34		ALBANY (11/13/15)
ASSISTS	8		ILLINOIS STATE (11/30/15)
	9		WRIGHT STATE (11/20/15)
STEALS	3		EKU (12/9/15)
	4		LOUISVILLE (12/26/15)
BLOCKED SHOTS	1		WRIGHT STATE (11/20/15)
	2		at UCLA (12/03/15)
TURNOVERS	8		vs USF (11/27/15)
	8		at UCLA (12/03/15)
FOULS	17		WRIGHT STATE (11/20/15)
	17		vs USF (11/27/15)
	17		EKU (12/9/15)
	17		vs Ohio State (12/19/15)



2015-16 Kentucky Men's Basketball
 Kentucky High/Low Analysis (as of Dec 26, 2015)
 All games



Opponent - GAME LOWS

POINTS	57		NJIT (11/14/15)
	58		ARIZONA STATE (12/12/15)
	62		BOSTON U. (11/24/15)
	63		vs #5/4 Duke (11/17/15)
	63		WRIGHT STATE (11/20/15)
	63		vs USF (11/27/15)
	63		ILLINOIS STATE (11/30/15)
FIELD GOALS MADE	17		NJIT (11/14/15)
	20		BOSTON U. (11/24/15)
FIELD GOAL ATTEMPTS	53		at UCLA (12/03/15)
	54		vs #5/4 Duke (11/17/15)
	54		BOSTON U. (11/24/15)
FIELD GOAL PERCENTAGE	.309	(17-55)	NJIT (11/14/15)
	.357	(25-70)	ILLINOIS STATE (11/30/15)
3 PT FIELD GOALS MADE	1		ALBANY (11/13/15)
	2		vs USF (11/27/15)
3 PT FG ATTEMPTS	10		vs USF (11/27/15)
	11		at UCLA (12/03/15)
3 PT FG PERCENTAGE	.071	(1-14)	ALBANY (11/13/15)
	.200	(2-10)	vs USF (11/27/15)
	.200	(4-20)	ARIZONA STATE (12/12/15)
FREE THROWS MADE	8		ILLINOIS STATE (11/30/15)
	8		ARIZONA STATE (12/12/15)
FREE THROW ATTEMPTS	10		ILLINOIS STATE (11/30/15)
	14		EKU (12/9/15)
FREE THROW PERCENTAGE	.533	(8-15)	ARIZONA STATE (12/12/15)
	.600	(9-15)	vs USF (11/27/15)
REBOUNDS	23		NJIT (11/14/15)
	25		EKU (12/9/15)
ASSISTS	4		ALBANY (11/13/15)
	5		vs USF (11/27/15)
STEALS	2		vs USF (11/27/15)
	3		vs #5/4 Duke (11/17/15)
BLOCKED SHOTS	0		ALBANY (11/13/15)
	0		ARIZONA STATE (12/12/15)
TURNOVERS	10		at UCLA (12/03/15)
	11		vs Ohio State (12/19/15)
FOULS	16		vs Ohio State (12/19/15)
	17		vs USF (11/27/15)



2015-16 Kentucky Men's Basketball
 Kentucky Player High/Low Analysis (as of Dec 26, 2015)
 All games



Kentucky - INDIVIDUAL GAME HIGHS

Points	33		Jamal Murray vs Ohio State (12/19/15)
	26		Labissiere, Skal vs NJIT (11/14/15)
	21		Ulis, Tyler vs Louisville (12/26/15)
	21		Alex Poythress vs ECU (12/9/15)
	21		Jamal Murray vs USF (11/27/15)
	21		Ulis, Tyler vs Wright State (11/20/15)
Field Goals Made	13		Jamal Murray vs Ohio State (12/19/15)
	10		Labissiere, Skal vs NJIT (11/14/15)
Field Goal Att.	23		Jamal Murray vs Ohio State (12/19/15)
	17		Jamal Murray vs #5/4 Duke (11/17/15)
FG Pct (min 5 made)	1.000	(5-5)	Marcus Lee vs ECU (12/9/15)
	.875	(7-8)	Alex Poythress vs Boston U. (11/24/15)
3-Point FG Made	7		Jamal Murray vs Ohio State (12/19/15)
	5		Jamal Murray at UCLA (12/03/15)
3-Point FG Att.	11		Jamal Murray at UCLA (12/03/15)
	10		Jamal Murray vs NJIT (11/14/15)
3-Pt FG Pct (min 2 made)	1.000	(2-2)	Tyler Ulis vs USF (11/27/15)
	.778	(7-9)	Jamal Murray vs Ohio State (12/19/15)
Free Throws Made	10		Jamal Murray vs Wright State (11/20/15)
	10		Ulis, Tyler vs Wright State (11/20/15)
Free Throw Att.	13		Jamal Murray vs Illinois State (11/30/15)
	12		Ulis, Tyler vs Wright State (11/20/15)
FT Pct (min 3 made)	1.000	(10-10)	Jamal Murray vs Wright State (11/20/15)
	1.000	(6-6)	Ulis, Tyler vs Boston U. (11/24/15)
	1.000	(6-6)	Tyler Ulis vs #5/4 Duke (11/17/15)
	1.000	(6-6)	Labissiere, Skal vs NJIT (11/14/15)
	1.000	(4-4)	Labissiere, Skal vs ECU (12/9/15)
	1.000	(4-4)	Ulis, Tyler at UCLA (12/03/15)
	1.000	(4-4)	Alex Poythress vs Wright State (11/20/15)
	1.000	(4-4)	Isaac Humphries vs Albany (11/13/15)
	1.000	(4-4)	Derek Willis vs Albany (11/13/15)
	1.000	(3-3)	Alex Poythress vs ECU (12/9/15)
	1.000	(3-3)	Jamal Murray vs USF (11/27/15)
Rebounds	13		Alex Poythress vs ECU (12/9/15)
	12		Marcus Lee vs Illinois State (11/30/15)
	12		Isaiah Briscoe vs NJIT (11/14/15)
Assists	9		Ulis, Tyler at UCLA (12/03/15)
	8		Ulis, Tyler vs Louisville (12/26/15)
	8		Ulis, Tyler vs ECU (12/9/15)
	8		Jamal Murray vs Albany (11/13/15)
Steals	4		Jamal Murray vs #5/4 Duke (11/17/15)
	3		Isaiah Briscoe vs Boston U. (11/24/15)
	3		Ulis, Tyler vs Boston U. (11/24/15)
	3		Jamal Murray vs Albany (11/13/15)
Blocked Shots	5		Marcus Lee vs Arizona State (12/12/15)
	5		Marcus Lee vs ECU (12/9/15)
Turnovers	7		Jamal Murray vs Louisville (12/26/15)
	5		Isaiah Briscoe vs Illinois State (11/30/15)
	5		Jamal Murray vs Wright State (11/20/15)
	5		Jamal Murray vs Albany (11/13/15)
	5		Tyler Ulis vs Albany (11/13/15)
Fouls	5		Marcus Lee vs Ohio State (12/19/15)
	5		Labissiere, Skal vs Arizona State (12/12/15)

	5	Derek Willis at UCLA (12/03/15)
	5	Alex Poythress at UCLA (12/03/15)
	5	Isaiah Briscoe vs Illinois State (11/30/15)
	5	Skal Labissiere vs #5/4 Duke (11/17/15)
	5	Marcus Lee vs #5/4 Duke (11/17/15)
Minutes	40	Ulis, Tyler vs Arizona State (12/12/15)
	40	Tyler Ulis vs #5/4 Duke (11/17/15)
	39	Ulis, Tyler vs Louisville (12/26/15)
	39	Ulis, Tyler vs Ohio State (12/19/15)
	39	Ulis, Tyler vs ECU (12/9/15)



2015-16 Kentucky Men's Basketball
 Kentucky Opponent High/Low Analysis (as of Dec 26, 2015)
 All games



OPPONENT INDIVIDUAL GAME HIGHS

Points	27		Lee, Damion vs Louisville (12/26/15)
	22		Akoon-Purcell,DeVaug vs Illinois State (11/30/15)
	21		Welsh, Thomas at UCLA (12/03/15)
	19		Hawkins, Javontae vs ECU (12/9/15)
	19		Benzinger, Grant vs Wright State (11/20/15)
	19		Lynn, Damon vs NJIT (11/14/15)
Field Goals Made	9		Hawkins, Javontae vs ECU (12/9/15)
	9		Akoon-Purcell,DeVaug vs Illinois State (11/30/15)
Field Goal Att.	20		Lee, Damion vs Louisville (12/26/15)
	20		Akoon-Purcell,DeVaug vs Illinois State (11/30/15)
FG Pct (min 5 made)	.875	(7-8)	Amile Jefferson vs #5/4 Duke (11/17/15)
	.833	(5-6)	COUSINS, Jaleel vs USF (11/27/15)
3-Point FG Made	4		Lynn, Damon vs NJIT (11/14/15)
	3		Papale, John vs Boston U. (11/24/15)
	3		Benzinger, Grant vs Wright State (11/20/15)
	3		Matt Jones vs #5/4 Duke (11/17/15)
3-Point FG Att.	10		Papale, John vs Boston U. (11/24/15)
	9		Mosely, Cheddi vs Boston U. (11/24/15)
	9		Lynn, Damon vs NJIT (11/14/15)
3-Pt FG Pct (min 2 made)	1.000	(2-2)	Holiday, Aaron at UCLA (12/03/15)
	.667	(2-3)	Lewis, Trey vs Louisville (12/26/15)
	.667	(2-3)	Loving, Marc vs Ohio State (12/19/15)
	.667	(2-3)	Lyle, JaQuan vs Ohio State (12/19/15)
	.667	(2-3)	Harris, A.J. vs Ohio State (12/19/15)
	.667	(2-3)	McIntosh, MiKyle vs Illinois State (11/30/15)
Free Throws Made	9		Lee, Damion vs Louisville (12/26/15)
	8		Benzinger, Grant vs Wright State (11/20/15)
Free Throw Att.	10		Lee, Damion vs Louisville (12/26/15)
	9		Benzinger, Grant vs Wright State (11/20/15)
FT Pct (min 3 made)	1.000	(5-5)	Reischel, Jarelle vs ECU (12/9/15)
	1.000	(4-4)	Loving, Marc vs Ohio State (12/19/15)
	1.000	(4-4)	McIntosh, MiKyle vs Illinois State (11/30/15)
	1.000	(4-4)	Mosely, Cheddi vs Boston U. (11/24/15)
	1.000	(4-4)	Coleman, Tim vs NJIT (11/14/15)
	1.000	(4-4)	Andrews, Jamir vs Albany (11/13/15)
	1.000	(3-3)	Bolden, Jonah at UCLA (12/03/15)
Rebounds	15		Amile Jefferson vs #5/4 Duke (11/17/15)
	11		Welsh, Thomas at UCLA (12/03/15)
Assists	7		Holiday, Aaron at UCLA (12/03/15)
	5		Hawkins, Javontae vs ECU (12/9/15)
Steals	4		Coleman, Tim vs NJIT (11/14/15)
	4		Rowley, Mike vs Albany (11/13/15)
Blocked Shots	6		Marshall Plumlee vs #5/4 Duke (11/17/15)
	5		Thompson, Trevor vs Ohio State (12/19/15)
Turnovers	8		Foreman, Kyle vs Boston U. (11/24/15)
	6		PETERS, Roddy vs USF (11/27/15)
Fouls	5		Lee, Paris vs Illinois State (11/30/15)
	5		Griffin, Roland vs Illinois State (11/30/15)
	5		Havener, Nick vs Boston U. (11/24/15)
	5		Thomasson, Joe vs Wright State (11/20/15)
	5		Karena, Michael vs Wright State (11/20/15)
	5		Rowley, Mike vs Albany (11/13/15)



2015-16 Kentucky Men's Basketball
 Kentucky Team Game-by-Game Comparison (as of Dec 26, 2015)
 All games



Opponent	1st	2nd	Score	Mar	Total FG	FG Pct	3-Pointers	3FG Pct	Free Throws	FT Pct	Rebounds	Assist	T/Over	Block	Steal	Fouls
ALBANY	38/27	40/38	78-65	+13	28-50/25-58	.560/.431	6-17/1-14	.353/.071	16-24/14-22	.667/.636	34/28 +6	16/4	20/15	8/0	6/9	21/26
NJIT	36/28	51/29	87-57	+30	32-69/17-55	.464/.309	5-21/5-19	.238/.263	18-24/18-22	.750/.818	54/23 +31	14/8	14/14	9/2	6/6	18/22
#5/4 Duke	37/31	37/32	74-63	+11	30-67/22-54	.448/.407	3-10/5-13	.300/.385	11-18/14-23	.611/.609	39/39 -	15/9	9/16	7/8	9/3	21/20
WRIGHT STATE	39/26	39/37	78-63	+15	25-47/21-58	.532/.362	2-10/6-14	.200/.429	26-37/15-17	.703/.882	37/27 +10	9/8	12/12	1/1	5/5	17/33
BOSTON U.	40/33	42/29	82-62	+20	33-64/20-54	.516/.370	3-15/8-24	.200/.333	13-26/14-18	.500/.778	45/27 +18	15/9	12/17	5/2	12/6	18/22
USF	42/21	42/42	84-63	+21	31-62/26-56	.500/.464	6-13/2-10	.462/.200	16-19/9-15	.842/.600	37/31 +6	16/5	8/14	5/4	9/2	17/17
ILLINOIS STATE	31/31	44/32	75-63	+12	22-51/25-70	.431/.357	2-12/5-20	.167/.250	29-46/8-10	.630/.800	39/37 +2	8/8	15/16	9/2	6/5	19/32
UCLA	29/37	48/50	77-87	(10)	25-66/28-53	.379/.528	8-25/5-11	.320/.455	19-25/26-34	.760/.765	37/38 (1)	12/16	8/10	2/3	6/5	27/18
EKU	50/36	38/31	88-67	+21	35-64/26-65	.547/.400	4-19/5-18	.211/.278	14-20/10-14	.700/.714	50/25 +25	18/11	17/13	9/1	3/7	17/19
ARIZONA STATE	32/31	40/27	72-58	+14	24-55/23-62	.436/.371	6-21/4-20	.286/.200	18-26/8-15	.692/.533	36/36 -	15/6	14/17	8/0	6/5	20/24
Ohio State	25/37	42/37	67-74	(7)	25-63/26-64	.397/.406	9-19/9-18	.474/.500	8-14/13-17	.571/.765	40/42 (2)	14/10	12/11	5/7	6/9	17/16
LOUISVILLE	44/36	31/37	75-73	+2	24-52/27-63	.462/.429	11-23/4-14	.478/.286	16-25/15-22	.640/.682	29/39 (10)	12/8	15/15	6/1	4/5	19/21

Note: Game totals are displayed in the format TEAM/OPPONENT for each category