



KENTUCKY

2015-16 MEN'S BASKETBALL

SCHEDULE/RESULTS (7-0, 0-0 SEC)

Date	Opponent	Time/Result
N. 2	[^] OTTAWA	W, 117-58
N. 6	[^] KENTUCKY STATE	W, 111-58
N.13	¹ ALBANY	W, 78-65
N.14	¹ NJIT	W, 87-57
N. 17	² vs. No. 5/4 Duke	W, 74-63
N. 20	WRIGHT STATE	W, 78-63
N. 24	³ BOSTON UNIVERSITY	W, 82-62
N. 27	³ vs. South Florida	W, 84-63
N. 30	ILLINOIS STATE	W, 75-63
D. 3	at UCLA	9 p.m.
D. 9	EASTERN KENTUCKY	7 p.m.
D. 12	ARIZONA STATE	3:15 p.m.
D. 19	⁴ Ohio State	3:30 p.m.
D. 26	LOUISVILLE	Noon
J. 2	[^] OLE MISS	7 p.m.
J. 5	[^] at LSU	9 p.m.
J. 9	[^] at Alabama	6 p.m.
J. 12	[^] MISSISSIPPI STATE	7 p.m.
J. 16	[^] at Auburn	4 p.m.
J. 21	[^] at Arkansas	7 p.m.
J. 23	[^] VANDERBILT	TBA
J. 27	[^] MISSOURI	9 p.m.
J. 30	⁵ at Kansas	2-7 p.m.
F. 2	[^] at Tennessee	7 p.m.
F. 6	[^] FLORIDA	4 p.m.
F. 9	[^] GEORGIA	9 p.m.
F. 13	[^] at South Carolina	Noon
F. 18	[^] TENNESSEE	7/8 p.m.
F. 20	[^] at Texas A&M	TBA
F. 23	[^] ALABAMA	7 p.m.
F. 27	[^] at Vanderbilt	4 p.m.
M.	[^] at Florida	7 p.m.
M. 5	[^] LSU	2 p.m.
M. 9-13	⁶ SEC Tournament	TBA

All Times Eastern; HOME GAMES in BOLD CAPS
 All dates and times are subject to change
[^]-Exhibition Games; ^{*}-Conference Games;
⁵-Game time will be announced the week of Jan 4 with a start time no earlier than 2 p.m. ET and no later than 7 p.m. ET;
 1-Hoophall Miami Invitational (Rupp Arena, Lexington, Ky.);
 2-Champions Classic (United Center, Chicago);
 3-Hoophall Miami Invitational (American Airlines Arena, Miami);
 4-CBS Sports Classic (Barclays Center, Brooklyn, N.Y.);
 5-Big 12/SEC Challenge (Allen Fieldhouse, Lawrence, Kan.);
 6-SEC Tournament (Bridgestone Arena, Nashville, Tenn.)

No. 1/1 KENTUCKY Wildcats (7-0) at UCLA Bruins (4-3)

Thursday, Dec. 3 • 9 p.m. ET • Pauley Pavilion (12,829) • Los Angeles

THE MATCHUP | #UKvsUCLA



About the Series

All-Time Record: UK leads 7-4

Last Meeting: UK won 83-44 (12/20/2014)

Streak: UK has won one



Head Coach: John Calipari

Overall On-Court Record: 642-178 (.783)

Record at Kentucky: 197-38 (.838)

Record vs. UCLA: 3-1

Head Coach: Steve Alford

Overall On-Court Record: 439-232 (.654)

Record at UCLA: 54-26 (.675)

Record vs. Kentucky: 1-2

UK PROBABLE LINEUP (BASED OFF LAST OUTING)

1



Skal Labissiere

Fr. / F / 6-11 / 225
Port-au-Prince, Haiti

- Scored a team-high 26 points vs. NJIT
- Averaging 12.9 points and 2.1 blocks per game
- Named SEC Co-Freshman of the Week (11/16/15)

4



Charles Matthews

Fr. / G / 6-6 / 189
Chicago

- Had a career-high 11 points vs. USF
- Hauled in a career-high 7 rebounds vs. Boston
- Made two career starts

13



Isaiah Briscoe

Fr. / G / 6-3 / 202
Union, N.J.

- Averaging 12.2 points and 6.3 rebounds a game
- Scored a career-high 18 points vs. Illinois State
- Dished out a career-high 7 assists vs. USF

22



Alex Poythress

Sr. / F / 6-8 / 230
Clarksville, Tenn.

- Averaging 8.7 points and 7.0 rebounds a game
- Recorded two double-doubles this season
- Logging 10.3 points over last four games

23



Jamal Murray

Fr. / G / 6-4 / 207
Kitchener, Ontario

- Averaging team-high 15.0 points per game
- Career-high 21 points vs. USF
- Scored in double figures in six of seven games

TV AND RADIO INFO

TV: ESPN

Dan Shulman (PxP)
Jay Bilas (Analyst)



Radio: UK Radio Network

Tom Leach (PxP)
Mike Pratt (Analyst)



Satellite Radio:

Sirius Channel | XM Channel
84 | 84

WHAT YOU NEED TO KNOW

- Kentucky was ranked No. 1 in both the AP Top 25 and the USA Today Coaches' Poll for the second straight week
- Tyler Ulis left Friday's game vs. South Florida with a hyper-extended right elbow and did not play vs. Illinois St. He is day to day
- Jamal Murray has scored in double figures in six of UK's seven games this season
- Kentucky hasn't lost a regular-season game since losing at Florida on March 8, 2014
- The Wildcats have won their first seven games by at least 11 points
- UK is averaging 17.9 points off turnovers per game

BY THE NUMBERS

2,185

National all-time wins leader

66-5

Kentucky's record as the AP No. 1 team under Calipari

59-1

UK's record vs. nonconference foes at Rupp Arena under Cal

38

Straight regular-season wins by the Wildcats

2015-16 ROSTER

No.	Name	Pos.	Ht.	Wt.	Cl.	Hometown (Previous School)
00	Marcus Lee	F	6-9	224	Jr.	Antioch, Calif. (Deer Valley)
1	Skal Labissiere	F	6-11	225	Fr.	Port-au-Prince, Haiti (Lausanne Collegiate)
3	Tyler Ulis	G	5-9	160	So.	Chicago (Marian Catholic)
4	Charles Matthews	G	6-6	189	Fr.	Chicago (Saint Rita)
10	Jonny David	G	6-2	175	Fr.	Pittsburgh (Mt. Lebanon)
11	Mychal Mulder	G	6-4	185	Jr.	Windsor, Ontario (Vincennes University)
13	Isaiah Briscoe	G	6-3	202	Fr.	Union, N.J. (Roselle Catholic)
15	Isaac Humphries	F	7-0	260	Fr.	Sydney, Australia (La Lumiere School)
22	Alex Poythress	F	6-8	230	Sr.	Clarksville, Tenn. (Northeast)
23	Jamal Murray	G	6-4	207	Fr.	Kitchener, Ontario (Athlete Institute)
24	EJ Floreal	G	6-4	203	Jr.	Palo Alto, Calif. (Dunbar)
25	Dominique Hawkins	G	6-0	190	Jr.	Richmond, Ky. (Madison Central)
32	Dillon Pulliam	G	6-3	180	So.	Cynthiana, Ky. (Transylvania University)
35	Derek Willis	F	6-9	220	Jr.	Mt. Washington, Ky. (Bullitt East)

COACHING STAFF

Head Coach: John Calipari (Clarion, 1982)
Associate Head Coach: Kenny Payne (Louisville, 2003)
Assistant Coach: Tony Barbee (UMass, 1993)
Assistant Coach: John Robic (Denison, 1986)
Special Asst. to the Head Coach: Joel Justus (UNC Wilmington, 2004)
Associate AD/Basketball Operations: Chris Woolard (UCLA, 1997)
Asst. Strength Coach: Robert Harris (Kentucky State, 2009)
Athletic Trainer: Chris Simmons (Memphis, 2002)

PRONUNCIATION GUIDE

EJ FLOREAL (FLO-RE-AL)
 DOMINIQUE Hawkins (DOM-A-NEEK)
 SKAL LABISSIERE (S-CAL) (LAY-BISS-E-AIR)
 MYCHAL Mulder (like michael)
 Alex POYTHRESS (POY-THRESS)
 Tyler ULIS (YOU-LIS)
 John CALIPARI (CAL-A-PEAR-EE)


2015-16 TV CHART



00
Marcus Lee
 Jr. / F / 6-9 / 224
 Antioch, Calif.



1
Skal Labissiere
 Fr. / F / 6-11 / 225
 Port-au-Prince, Haiti




3
Tyler Ulis
 So. / G / 5-9 / 160
 Chicago



4
Charles Matthews
 Fr. / G / 6-6 / 189
 Chicago



10
Jonny David
 Fr. / G / 6-2 / 175
 Pittsburgh



11
Mychal Mulder
 Jr. / G / 6-4 / 185
 Windsor, Ontario



13
Isaiah Briscoe
 Fr. / G / 6-3 / 202
 Union, N.J.



15
Isaac Humphries
 Fr. / F / 7-0 / 260
 Sydney, Australia



22
Alex Poythress
 Sr. / F / 6-8 / 230
 Clarksville, Tenn.



23
Jamal Murray
 Fr. / G / 6-4 / 207
 Kitchener, Ontario




24
EJ Floreal
 Jr. / G / 6-4 / 203
 Palo Alto, Calif.



25
Dominique Hawkins
 Jr. / G / 6-0 / 190
 Richmond, Ky.



32
Dillon Pulliam
 So. / G / 6-3 / 180
 Cynthiana, Ky.



35
Derek Willis
 Jr. / F / 6-9 / 220
 Mt. Washington, Ky.



John Calipari
 Head Coach
 Seventh Season



Kenny Payne
 Associate Head Coach
 Sixth Season



Tony Barbee
 Assistant Coach
 First Season



John Robic
 Assistant Coach
 Seventh Season

WEEKLY MEDIA SCHEDULE - NOV. 30-DEC 13, 2015***

Monday - 30 vs. Illinois State 7 p.m. ESPN2	Tuesday - 1 Travel to UCLA	Wednesday - 2	Thursday - 3 at UCLA 9 p.m. ET ESPN	Friday - 4 Return to Lexington	Saturday - 5	Sunday - 6
Monday - 7	Tuesday - 8 Media availability at the Craft Center	Wednesday - 9 vs. Eastern Kentucky 7 p.m. ESPN2	Thursday - 10	Friday - 11 Media availability at the Craft Center	Saturday - 12 vs. Arizona State 3:15 p.m. ESPN	Sunday - 13

***schedule is tentative and subject to change

MEDIA INFO

Quick Facts

Location: Lexington, Ky.
 Founded: 1865
 Enrollment: 30,000
 Nickname: Wildcats
 Colors: Blue (PMS 286) and White
 Conference: Southeastern
 Arena: Rupp Arena
 Capacity: 23,000
 President: Dr. Eli Capilouto
 Athletics Director: Mitch Barnhart
 Faculty Representative: Joseph L. Fink III

Media Relations

MBB Contact: Eric Lindsey
 Email: eric.lindsey@uky.edu
 Phone: 859.619.0944
 *Calipari interviews, MBB contact

Secondary Contact: Deb Moore
 Email: deb.moore@uky.edu
 Phone: 859.559.5781
 *Player interviews, game-day contact, credentials

Asst. Contact: Jake Most
 Email: jake.most@uky.edu
 Phone: 516.996.3229

Assistant AD for Media Relations:
 Tony Neely

Office Coordinator: Stephanie Guy
 Email: stephanie.guy@uky.edu
 Phone: 859.257.3838
 Media will call, credentials

The UK Media Relations office is located in the Joe Craft Center. Office hours are 8 a.m. - 5 p.m. (M-F).

338 Lexington Ave.
 Lexington, KY 40506

IMPORTANT INFORMATION

CREENTIAL REQUESTS

Requests for single-game credentials should be made as far in advance as possible and no later than five days prior to game day online at sportssystem.com/Kentucky.

CREENTIAL CRITERIA

The University of Kentucky's decision to issue credentials to a media outlet for the purposes of covering a UK basketball home or away event is determined by a variety of factors. They include the following:

- Amount of coverage given to Kentucky throughout the season
- Intention/ability to cover all 22 sports at Kentucky
- Distribution/size of publication: free, subscription, sale on newsstands, website traffic, etc.
- Radio or TV station program format and size of audience
- Length of existence of the publication, amount of original copy generated, number of full-time employees of the publication and the journalistic experience of the reporter(s)
- Attendance at Kentucky media sessions, including Olympic sport opportunities
- Space availability
- Professionalism, which includes but is not limited to conduct at games, press conferences, practices, on social media, etc.

The University of Kentucky has the right to revoke credentials under its own discretion.

INTERVIEW POLICIES-GENERAL

All interviews with University of Kentucky basketball players or staff members must be arranged through the Media Relations office. Media should never contact a player or coach directly.

The Wildcat Coal Lodge, dormitories, team locker rooms and other team quarters are private team areas. Media members are not permitted in these areas unless accompanied by appropriate university personnel.

PRACTICE/PRESS CONFERENCES

Other than announced exceptions, UK basketball practices are closed to the media. UK will accept requests to attend practice. All requests must be made by 10 a.m. on the day of the practice. In cases in which practices are open to the media, no cell phones are allowed in the practice facility.

Player interviews are conducted prior to practices the day before a game and will be available to all UK media in the Joe Craft Center lower-level lobby. UK will accept requests for player interviews, but they must be submitted 24 hours prior to the scheduled availability.

Coach John Calipari or an assistant coach will meet with members of the media immediately following player interviews in the lower level lobby of the Joe Craft Center.

Gameday shoot-arounds are closed to the media.

TELEPHONE PLAYER INTERVIEWS

Telephone interviews are available to the media on a call-back basis. Individual player and coach telephone numbers will not be given to members of the media.

Players are instructed not to conduct interviews when contacted directly by telephone. The UK Media Relations Office will arrange for telephone interviews at a time most convenient for the student-athlete.

Other special requests are handled on a case-by-case basis.

POSTGAME INTERVIEWS

Following each game, there is a 20-minute cooling-off period, during which time the players shower and dress. Approximately 10 minutes after the game ends, Coach Calipari conducts his postgame press conference while a player is taken to the UK Sports Network.

Following Coach Calipari's press conference and the cooling-off period, selected UK players are brought to the media interview room.

SOCIAL MEDIA CENTER

Official Team News and Connections

Twitter: @KentuckyMBB
 Facebook: /KentuckyMBB
 Instagram: @KentuckyMBB
 Periscope: @KentuckyMBB

Official UK Athletics: @UKAthletics
 CoachCal.com: @CoachCalDotCom

John Calipari: @UKCoachCalipari

Player

Isaiah Briscoe
 Jonny David
 EJ Floreal
 Dominique Hawkins
 Isaac Humphries
 Skal Labissiere
 Marcus Lee
 Charles Matthews
 Mychal Mulder
 Jamal Murray
 Alex Poythress
 Dillon Pulliam
 Tyler Ulis
 Derek Willis

Twitter

@ZayBriscoe
 @j david010
 @Eddie_Bounce24
 @Dhawk_25
 @IsaacHumphries7
 @OneBigHaitian
 @JustMarcusLee
 @_JustCharles_
 @MychalMulder
 @BeMore27
 @AlextheGreat22
 @DPull32
 @tulis3
 @derek_willis33

Instagram

@zaaay_
 @j david010
 @eddie_bounce24
 @dhawk_25
 @isaachumphries7
 @skallywally
 @justmarcuslee
 @just.charles
 @mikemulder11
 @imgltxh27
 @alexthegreat22
 @dpull32
 @tulis3
 @dxw_33

THE POLLS

AP Top 25 Nov. 30

Rk.	Team (First-Place Votes)
1.	Kentucky (59)
2.	Maryland (4)
3.	Michigan State (2)
4.	Kansas
5.	Iowa State
6.	Oklahoma
7.	Duke
8.	Villanova
9.	North Carolina
10.	Virginia
11.	Purdue
12.	Xavier
13.	Gonzaga
14.	Syracuse
15.	Oregon
16.	Vanderbilt
17.	Cincinnati
18.	Texas A&M
19.	Arizona
20.	West Virginia
21.	Miami (FL)
22.	SMU
23.	Providence
24.	Louisville
25.	Baylor

Others Receiving Votes:

Connecticut, Utah, Butler, George Washington, Indiana, Northern Iowa, Notre Dame, California, Pittsburgh, Dayton, South Carolina, San Diego State, Georgetown, UTEP, Iowa, Northwestern, LSU, Arkansas-Little Rock, Davidson, Colorado State, Northeastern, Louisiana Tech, Monmouth

USA Today Coaches Nov. 30

Rk.	Team (First-Place Votes)
1.	Kentucky (29)
2.	Maryland (3)
3.	Michigan State
4.	Iowa State
5.	Duke
6.	Kansas
7.	Villanova
8.	Oklahoma
9.	North Carolina
10.	Virginia
11.	Purdue
12.	Gonzaga
13.	Vanderbilt
14.	Arizona
15.	West Virginia
16.	Oregon
17.	Cincinnati
18.	Xavier
19.	Syracuse
20.	Texas A&M
21.	Miami (FL)
22.	Louisville
23.	Baylor
24.	Providence
25.	Butler

Others Receiving Votes:

Utah, Connecticut, California, Indiana, LSU, Notre Dame, George Washington, Dayton, Saint Mary's, Davidson, UNLV, Pittsburgh, Iowa, Monmouth, South Carolina, Northern Iowa, Florida, Wichita State, UTEP

UK'S WEEKLY RANKINGS

DATE	AP	Coaches	RPI
Preseason	2	1	-
Nov. 16	2	2	-
Nov. 23	1	1	-
Nov. 30	1	1	19

THE SOUTHEASTERN CONFERENCE

SEC Standings (Through Nov. 30)

Team	SEC (Pct.)	GB	Overall (Pct.)
Kentucky	0-0 (.000)	0.0	7-0 (1.000)
S. Carolina	0-0 (.000)	0.0	7-0 (1.000)
Texas A&M	0-0 (.000)	0.0	6-1 (.857)
Florida	0-0 (.000)	0.0	5-1 (.833)
Vanderbilt	0-0 (.000)	0.0	5-1 (.833)
Auburn	0-0 (.000)	0.0	3-1 (.750)
Ole Miss	0-0 (.000)	0.0	5-2 (.714)
Alabama	0-0 (.000)	0.0	4-2 (.667)
Tennessee	0-0 (.000)	0.0	4-3 (.571)
Georgia	0-0 (.000)	0.0	2-2 (.500)
LSU	0-0 (.000)	0.0	3-3 (.500)
Mississippi St.	0-0 (.000)	0.0	3-3 (.500)
Arkansas	0-0 (.000)	0.0	2-3 (.400)
Missouri	0-0 (.000)	0.0	2-3 (.400)

This Week in the SEC

Thursday, Dec. 3
Kentucky at UCLA ESPN 9 p.m.

Friday, Dec. 4
Kansas St. at Georgia SEC 7 p.m.
Arkansas at Wake Forest ESPN3 7 p.m.
Alabama at Sou. Miss Fox Sports1 8 p.m.
Northern Ill. at Missouri SEC+ 8 p.m.

Saturday, Dec. 5
Ole Miss at UMass NBC 4 p.m.
USF at S. Carolina SEC 4 p.m.
Texas A&M at Arizona St. ESPN210:30 p.m.

Sunday, Dec. 6
Vanderbilt at Baylor ESPNU 8 p.m.

Tuesday, Dec. 8
Florida at Miami (FL) ESPN2 7 p.m.
Winthrop at Georgia SEC 7 p.m.
Evansville at Alabama SEC 9 p.m.

Wednesday, Dec. 9
EKU at Kentucky ESPN2 7 p.m.
Omaha at Missouri SEC 8 p.m.
Dayton at Vanderbilt ESPNU 9 p.m.

Saturday, Dec. 12
Auburn at Middle Tenn. 1 p.m.
Tennessee at Butler FoxSports1 2:30 p.m.
Ole Miss at SE Missouri St. 3 p.m.
Arizona St. at Kentucky ESPN 3:15 p.m.
Mississippi St. at UMKC American 5 p.m.
Kansas St. at Texas A&M SEC 5:30 p.m.
Florida at Michigan St. ESPN2 6 p.m.
Tennessee Tech at Arkansas SEC 8 p.m.

Sunday, Dec. 13
Alabama at Clemson ESPNU 6 p.m.
LSU at Houston ESPNU 8 p.m.
Missouri at Arizona PAC-12 8 p.m.

Kentucky in the SEC and NCAA Stats (Through Nov. 30)

TEAM

CATEGORY	SEC [NCAA] (STAT)
Scoring.....	6th [90th] (79.7)
Scoring Defense.....	3rd [32nd] (62.3)
Scoring Margin	4th [29th] (+17.4)
Free Throw %	11th [229th] (.665)
Field Goal %	4th [42nd] (.490)
Field Goal % Def.	5th [60th] (.385)
3-Pt. Field Goal %	14th [319th] (.276)
3-Pt. FG % Def.	3rd [36th] (.281)
Rebounding Offense	4th (40.7)
Rebounding Defense	1st (30.3)
Rebounding Margin.....	2nd [26th] (+10.4)
Blocked Shots Per Game	2nd [12th] (6.3)
Assists Per Game	9th [192nd] (13.3)
Steals Per Game	4th [83rd] (7.6)
Turnover Margin	8th [94th] (+2.0)
Assist/TO Ratio	10th [183rd] (1.0)
Offensive Rebs Per Game	3rd [41st] (14.3)
Defensive Rebs Per Game	9th [152nd] (26.4)
Defensive Rebound Pct.	6th (.712)
Offensive Rebound Pct.	1st (.422)
3-Point FG Made Per Game.....	14th [341st] (3.9)

INDIVIDUAL

PLAYER	SEC [NCAA] (STAT)
Assist-to-Turnover Ratio	
Tyler Ulis.....	6th [145th] (2.3)

Assists Per Game	
Tyler Ulis.....	8th [144th] (4.3)

Blocked Shots Per Game	
Skal Labissiere	5th [66th] (2.1)
Marcus Lee	11th [128th] (1.6)

Defensive Rebounds Per Game	
Isaiah Briscoe.....	9th [135th] (5.5)

Double-Doubles	
Marcus Lee	T3rd [57th] (2)
Alex Poythress.....	T3rd [57th] (2)
Isaiah Briscoe.....	T11th [160th] (1)

Field-Goal Percentage	
Isaiah Briscoe.....	9th [177th] (.500)

Free-Throw Percentage	
Tyler Ulis.....	3rd [40th] (.906)
Jamal Murray.....	9th [239th] (.800)

Minutes Per Game	
Jamal Murray.....	5th [189th] (32.4)
Tyler Ulis.....	T6th [238th] (32.0)

Offensive Rebounds Per Game	
Marcus Lee	3rd [16th] (4.3)

Rebounds Per Game	
Marcus Lee	8th [158th] (7.6)
Alex Poythress.....	T15th [228th] (7.0)
Isaiah Briscoe.....	20th (6.3)

Scoring	
Jamal Murray.....	17th (15.0)
Tyler Ulis.....	24th (13.2)
Skal Labissiere	25th (12.9)

Steals Per Game	
Isaiah Briscoe.....	7th [159th] (1.7)
Tyler Ulis.....	9th [228th] (1.5)

HONORING THE CATS

Skal Labissiere

- Wooden Award Watch List
- Kareem Abdul-Jabbar Award Watch List
- Preseason All-SEC First Team (Media)
- Preseason All-SEC First Team (Coaches)
- CBSSports.com Preseason All-America First Team
- Sporting News Preseason All-America Second Team
- SEC Co-Freshman of the Week (11/16/15)

Marcus Lee

- Allstate Good Works Nominee

Jamal Murray

- Miami Hoophall Invite Most Valuable Player
- Wooden Award Watch List
- Sporting News Preseason All-America Third Team
- CBSSports.com Preseason All-America Second Team
- Preseason All-SEC Second Team (Coaches)

Alex Poythress

- Julius Erving Award Watch List
- Preseason All-SEC Second Team (Media)
- Preseason All-SEC Second Team (Coaches)

Tyler Ulis

- Wooden Award Watch List
- Lute Olson Award Watch List
- Bob Cousy Award Watch List
- Preseason All-SEC First Team (Media)
- Preseason All-SEC First Team (Coaches)
- SEC Co-Player of the Week (11/23/15)

2015-16 SEASON NOTES

Battle of the Bluebloods

Kentucky and UCLA are arguably the two most tradition-rich programs in the country. UK owns more wins than anyone else in Division I college basketball. UCLA leads everyone with 11 national titles (Kentucky is second with eight).

But Thursday's meeting will be just the 12th clash between the two teams and the first at UCLA's historic Pauley Pavilion. It's UK's first trip to play UCLA in Los Angeles since beating the Bruins 68-66 on Dec. 4, 1959.

Kentucky leads the all-time series 7-4, including an 83-44 rout last season in the CBS Sports Classic in Chicago.

The current game is part of a two-year home-and-home series between the two schools. UCLA will return the trip on Dec. 3, 2016 in what will be the first matchup of the two schools in Rupp Arena history.

Kentucky Stays Perfect in Win over Pesky Illinois State

Playing without sophomore Tyler Ulis, the top-ranked Wildcats turned the ball over on their first three possessions and allowed Illinois State to hold the lead for 9:41 of the first half. The teams were tied six times and swapped the lead three times before entering intermission tied at 31 apiece. Ahead 46-40, the Wildcats went on a 10-0 run to open up a 16-point lead en route to the 75-63 victory.

Freshman guards Isaiah Briscoe and Jamal Murray took the load in Ulis' absence and combined for 34 points, 13 rebounds and four assists in the win. Briscoe poured in a career-high 18 points to lead the way.

Other notables:

- Junior Marcus Lee tallied his second career double-double with 13 points and 12 rebounds
- For the third time in the shot clock era UK has allowed 65 points or less in each of their first seven games of a season (2011-12, 2014-15, 2015-16) - all under Calipari
- This is UK's first 7-0 or better start in consecutive seasons since 1982-83 (7-0) and 1983-84 (12-0)
- Kentucky attempted 46 free throws, second-most in the John Calipari era. The most was 48 foul shots vs. UNC Asheville on Nov. 8, 2013
- Kentucky blocked nine shots, equaling its season best vs. NJIT
- This marks the 25th time in school history that UK has opened a season 7-0, the fourth time under Coach Calipari

Wildcats Rout South Florida Without Their Floor General

Kentucky closed out a perfect 4-0 record in the Hoophall Miami Invitational with an 84-63 victory over former assistant coach Orlando Antigua's South Florida Bulls.

UK closed out the first half on a 15-0 run and never looked back in the neutral-site game in Miami. Perhaps the most impressive part of the victory is the Cats were able to pull away without their leader, sophomore point guard Tyler Ulis, who left in the first half with a hyperextended right elbow and did not return.

In his absence, a number of Wildcats stepped up. Freshman guard Jamal Murray posted his fifth double-digit scoring game of the season with a game-high and career-high 21 points, in addition to three assists and no turnovers. He earned Most Valuable Player Honors for his performance.

Freshman forward Skal Labissiere was effective with 17 points and three blocks, while freshman guard Charles Matthews had his best game as a Wildcat, scoring a career-high 11 points. Also, freshman guard Isaiah Briscoe posted a solid line with six points, a career-high seven assists and a team-high-tying six rebounds.

Perhaps the biggest key of the game was UK's ability to turn turnovers into points. With nine steals and 14 forced turnovers, Kentucky scored 23 points off turnovers.

Other notables:

- UK's 21-point margin of victory was the second best of the season (plus-30 vs NJIT on Nov. 14)
- For the third time in the last 50 seasons, the Wildcats have won each of their first six games by at least 11 points (1982-83, 2014-15, 2015-16)
- UK led by as many as 31 with 11:43 left in the game

Season Starters of Note

The Wildcats are off to a 7-0 start to the season. It's the 25th time in program history UK has won its first seven games and the fourth time in seven seasons under John Calipari. Other notes include:

- Kentucky has won 38 consecutive regular-season games. UK has not lost since dropping a road contest at Florida on March 8, 2014
- For the third time in the shot-clock era, UK has allowed 65 points or less in each of its first seven games of a season (2011-12, 2014-15, 2015-16) - all under Calipari
- UK had three different players record at least six assists in a game within the first six games of a season (Isaiah Briscoe, Jamal Murray and Tyler Ulis) for the first time since 1996-97 (Derek Anderson, Anthony Epps, Ron Mercer and Wayne Turner)

Kentucky Returns to the Top

Kentucky is the top team in the land according to the Associated Press Top 25 and the USA Today Coaches' Poll. The Wildcats landed at No. 1 in both major polls for the second consecutive week.

The Wildcats picked up 59 of the 65 first-place votes in the AP Top 25 and 29 of the 32 first-place votes in the Coaches' Poll.

UK and John Calipari have been tough to beat playing the role of the hunted:

- The Wildcats own an all-time record of 218-28 (.886) as the nation's top-ranked squad
- UK has won 63 of its last 66 contests as the AP's top team
- The Wildcats are 66-5 (.930) as the AP No. 1 team since Calipari's first year at the helm, the best record in the country by a top-ranked team during that span
- Calipari is 107-10 (.915) all-time as head coach of the AP's No. 1 team

2015-16 LEAD-DEFICIT COMPARISON

Opponent	Biggest Lead	Biggest Deficit	Biggest Run	Changes	Ties	Led	Trailed	Result
OTTAWA	59 (2nd)	N/A	16-0	0	0	39:47	0:00	UK won 117-58
KENTUCKY STATE	53 (2nd)	N/A	22-0	0	0	39:12	0:00	UK won 111-58
ALBANY	21 (2nd)	N/A	12-2	0	0	38:35	0:00	UK won 78-65
NJIT	34 (2nd)	6 (1st)	15-2	1	2	30:05	6:59	UK won 87-57
vs. Duke	16 (2nd)	2 (1st)	8-0	2	6	33:20	0:05	UK won 74-63
WRIGHT STATE	20 (2nd)	N/A	10-3	0	0	39:08	0:00	UK won 78-63
BOSTON	24 (2nd)	1 (1st)	18-2	2	0	39:17	0:26	UK won 82-62
vs. South Florida	31 (2nd)	2 (1st)	17-0	1	2	37:09	0:39	UK won 84-63
ILLINOIS STATE	16 (2nd)	6 (1st)	10-0	3	6	25:27	9:41	UK won 75-63
at UCLA								
EKU								
ARIZONA ST.								
vs. Ohio State								
LOUISVILLE								
OLE MISS								
at LSU								
at Alabama								
MISSISSIPPI ST.								
at Auburn								
at Arkansas								
VANDERBILT								
MISSOURI								
at Kansas								
at Tennessee								
FLORIDA								
GEORGIA								
at S. Carolina								
TENNESSEE								
at Texas A&M								
ALABAMA								
at Vanderbilt								
at Florida								
LSU								

NOTES CONTINUED

- Kentucky has lost just twice at home as the AP top-ranked team in the history of the program and just once in Rupp Arena. Both losses came by just one point
- UK has now been ranked No. 1 a total of 121 weeks since the AP started ranking teams during the 1948-49 season. Only UCLA (134) and Duke (127) have been atop the rankings for more weeks

Get in Front, Stay in Front

The Wildcats aren't just the No. 1 team in the country in the polls, they're also playing like it too.

Through seven games, UK has only trailed for 17:50 of the possible 280 minutes played. Kentucky has trailed for less than a minute in five of its seven games.

Lee Tabbed Good Works Nominee

Junior Marcus Lee was tabbed to the Allstate Good Works Team nominee list the NABC announced on Wednesday. The five-member Division I team will be announced on Feb. 6, 2016.

- Lee has contributed more than 100 hours of community service while at UK
- He is a 2015 SEC Community Service Team member
- UK's SAAC treasurer
- Worked with various organizations such as God's Pantry, Salvation Army and Samaritan's Feet

From the Hunted to the Hunter

As the winningest program in Division I college basketball and eight-time national champions, Kentucky is used to having a target on its back. However, the Wildcats are pretty good at playing the role of the hunted as well.

UK's victory over Duke marked the 11th NCAA defending national champion that the Wildcats have defeated in school history.

- Holy Cross (3/20/1948)
- La Salle (12/22/1954)
- Indiana (12/6/1976)
- Indiana (12/8/1981)
- Louisville (12/27/1986)
- Indiana (12/5/1987)
- Arkansas (3/12/1995)
- Florida (3/9/2008)
- North Carolina (12/5/2009)
- Louisville (12/28/2013, 3/28/2014)
- Duke (11/17/2015)

National Attention

Kentucky basketball always garners the eyes of the country as UK routinely draws some of the highest national rating numbers on TV for college basketball games. Of course, this season is no different.

Kentucky's game against Duke in the Champions Classic was WatchESPN's most-watched college basketball game ever. Additionally, the game averaged 3,120,000 viewers, the second-most watch Champions Classic game during the event's history.

Kentucky Signs Super Six in 2016 Class

The Kentucky men's basketball program has put together one of the strongest recruiting classes of all time, signing six of the nation's top players during the early fall signing period. Highly rated prospects Edrice "Bam" Adebayo, De'Aaron Fox, Wenyen Gabriel, Sacha Killeya-Jones, Malik Monk and Tai Wynyard have all signed with UK.

All six players are consensus four- or five-star prospects, and four are ranked in the top 10 by the major national recruiting services. In a class stocked full of highly regarded players, national analysts are already calling this the nation's top signing haul for 2016.

In every season in the Calipari era, the Wildcats have signed

2015-16 SEASON NOTES

either the nation's No. 1 or No. 2 recruiting class. UK looks to continue that streak with the latest additions of Adebayo, Fox, Gabriel, Killeya-Jones, Monk and Wynyard.

- Edrice "Bam" Adebayo, F, 6-9, 230 - ranked as high as No. 6 overall by Rivals and ESPN
- De'Aaron Fox, G, 6-3, 170 - ranked as high as No. 2 overall by 247Sports
- Wenyen Gabriel, F, 6-9, 200 - ranked as high as No. 10 overall by Scout
- Sacha Killeya-Jones, F, 6-10, 207 - ranked as high as No. 16 by 247Sports
- Malik Monk, G, 6-3, 185 - ranked as high as No. 5 overall by 247Sports and ESPN
- Tai Wynyard, F, 6-9, 230

Ulis the Floor General

John Calipari has called sophomore point guard Tyler Ulis possibly the best floor general he's ever coached. Even amid lofty company (i.e. past Calipari point guards like Derrick Rose, Tyreke Evans, John Wall and Brandon Knight), the numbers back it up.

The Chicago native has posted 79 points and dished out 26 assists in the first six games of the season. He sat out the game vs. Illinois State with a right elbow injury. With a solid game against Boston University, Ulis achieved two noteworthy milestones:

- He became the first UK player with at least five assists in four consecutive games since Brandon Knight in 2010-11
- He was the first Wildcat with at least 15 points and at least five assists in three consecutive games since John Wall in 2009-10

Since Cal, No One's Better

Since John Calipari took over the program in 2009-10, no one in the country has had a better winning percentage than Kentucky. UK is 197-38 during that time span.

1. Kentucky: 197-38 (.8382)
2. Duke: 191-37 (.8377)
3. Kansas: 187-39 (.8274)
4. Gonzaga: 179-38 (.8248)
5. Wichita State: 176-42 (.8073)

**numbers through 11/30/2015*

Always Efficient

According to Ken Pomeroy's calculations on kenpom.com, UK's teams under John Calipari have consistently ranked among the most efficient teams in the country per possession.

Year	Off (Rank)	Def (Rank)	Overall
2016	113.7 (11)	89.7 (2)	2nd
2015	119.3 (5)	86.5 (2)	1st
2014	117.6 (10)	96.9 (41)	11th
2013	108.8 (42)	99.1 (129)	42nd

2012	122.9 (2)	88.2 (9)	1st
2011	118.1 (7)	90.4 (15)	6th
2010	116.1 (15)	86.2 (6)	3rd

**2015-16 rankings through 11/30/2015*

Poythress Returning to Form

Not even a year removed from ACL reconstructive surgery, senior Alex Poythress is quickly returning to the elite athlete that John Calipari expects him to be.

Poythress posted double-doubles in back-to-back games vs. Wright State and Boston University (the third and fourth of his career), the first Kentucky senior to post consecutive double-doubles since Josh Harrellson in 2010-11.

The senior forward is 41 rebounds shy of becoming the 52nd player in program history with 500 career boards.

High-Percentage Shots

Kentucky has scored a whopping 45.2 percent of its points on either layups or dunks, including 48 of the Wildcats' 74 points vs. No. 5/4 Duke.

Why such high-percentage baskets? It starts on the defensive end where UK is forcing 14.9 turnovers per game. That's led to an average of 17.9 points off turnovers per game, many of the fastbreak variety.

Triple Double-Double

Three different Wildcats tallied a double-double in the first five games of the season.

Guard Isaiah Briscoe had 11 points and 12 rebounds against NJIT and then junior Marcus Lee and senior Alex Poythress pulled down 10 points and 10 rebounds in games vs. Duke and Wright State, respectively. Poythress had his second double-double of the year vs. Boston U.

It was the first time since 2009-10 that three different players contributed a double-double in the first five games. DeMarcus Cousins, Patrick Patterson and John Wall achieved the feat through the opening five games in 2009-10.

Forever Young

Kentucky began the 2015-16 season with two veterans in the starting lineup in junior Marcus Lee and sophomore Tyler Ulis.

However, Kentucky once again checks in as one of the youngest teams in terms of experience, according to kenpom.com. UK ranks No. 342 out of 351 in terms of experience per minute.

Still Big, Still Dominant on the Glass

Though Kentucky isn't quite as big and as long as it was last season, the Wildcats are still one of the tallest teams in the country and still appear to be one of the best on the boards.

Against NJIT, Kentucky grabbed 31 more rebounds than the Highlanders, the best mark of the John Calipari era. The 54 total rebounds ranked as the

OPPONENT CAPSULE



UCLA Bruins (4-3)

Head Coach: Steve Alford (third season)
Conference: Pac-12
Series vs. UK: UK leads 7-4

Key Players:

Bryce Alford, Jr., G
 Tony Parker, Sr., F
 Aaron Holiday, Fr., G

Notes:

Leads team with 15.3 ppg
 14.1 ppg and a team-high 12.1 rpg
 Team-high 10 3's and averages 13.0 ppg

How the Teams Match Up

	FG%	OPP FG%	3FG%	FT%	PPG	RPG	BPG	APG	SPG
	.490	.385	.276	.665	79.1	40.7	6.3	13.3	7.6
	.453	.406	.330	.704	79.1	43.0	3.6	15.3	5.7

2015-16 SEASON NOTES

fourth most of the Coach Cal era, and the 22 offensive rebounds tied for the fourth most in Calipari's seven seasons.

The Wildcats rank first in the Southeastern Conference in offensive rebounding percentage (.422), first in rebounds allowed per game (30.3) and second in rebound margin (plus-10.4).

Taking Care of Business

Kentucky's 42-15 record vs. opponents ranked in the Associated Press Top 25 is impressive, but the Wildcats' ability to beat all-comers can't be overlooked. Under John Calipari, UK is 155-23 vs. unranked competition, a .871 winning percentage.

Kentucky hasn't lost to an unranked opponent since March 1, 2014.

Kentucky Picked to Win SEC

A select panel of both SEC and national media members picked UK to win its 47th SEC regular-season championship in 2015-16. It's the 11th time since the 1998-99 season the Wildcats are the overall preseason favorite.

Wildcat Trio Tabled Preseason All-SEC by Media

UK sophomore guard Tyler Ulis and freshman forward Skal Labissiere were tabbed to the six-man All-SEC First Team alongside Danuel House (Texas A&M), Damian Jones (Vanderbilt), Stefan Moody (Ole Miss) and Ben Simmons (LSU).

Senior forward Alex Poythress was named to the All-SEC Second Team with Dorian Finney-Smith (Florida), Malik Newman (Mississippi State), Charles Mann (Georgia), Tim Quarterman (LSU) and Alex Caruso (Texas A&M).

Another Four Named Preseason All-SEC by SEC Coaches

Kentucky led the Southeastern Conference with four players on the coaches' preseason All-SEC teams, two more than any other school.

Sophomore Tyler Ulis and freshman Skal Labissiere were named to the All-SEC First Team while senior Alex Poythress and freshman Jamal Murray made the All-SEC Second Team.

Lee, Poythress, Ulis Among Returners

Despite losing seven players to the NBA Draft, Kentucky returned an explosive and talented nucleus in 2015-16. Scholarship players EJ Floreal, Dominique Hawkins, Marcus Lee, Alex Poythress, Derek Willis and Tyler Ulis will return and join a talented recruiting class that's ranked No. 2 in the country.

Ulis ranked third in the country and first among league competition last season with a 3.6 assist-to-turnover ratio. Poythress entered the season just 90 rebounds shy of becoming the 52nd player in program history to snatch 500 or more career boards. Lee entered the year with 41 career blocks.

Recruit and Reload

To help offset for losing 85.9 percent of its scoring and 77.3 percent of its rebounding from the historic 38-1 Final Four team of a season ago, Kentucky welcomed eight newcomers to the 2015-16 roster.

The spring and summer scholarship editions included Canadians Mychal Mulder and Jamal Murray, and Australian Isaac Humphries, who join fall signees Isaiah Briscoe, Skal Labissiere and Charles Matthews. UK also added walk-ons Jonny David and Dillon Pulliam.

Mulder was a junior college All-America selection as a sophomore at Vincennes University. Murray and Humphries reclassified to the 2015 class. Murray is rated a top-15 prospect by nearly every recruiting service, while Humphries is a top-50 prospect.

Briscoe adds to Calipari's growing list of McDonald's All-Americans, while Labissiere is rated as the No. 1 overall player in the 2015 class by both Rivals and Scout. Matthews, who played in the Jordan Brand Classic, was the first commit to the class and joins former AAU teammate Tyler Ulis on the roster.

Another Historic NBA Draft for UK

A record six Wildcats were selected in the 2015 NBA Draft in June, tying Kentucky's NBA record set in 2012. Also tying an NBA record, four Wildcats were selected in the NBA lottery (the opening 14 picks). Karl-Anthony Towns was selected No. 1 overall, the program's third No. 1 overall selection since 2010.

John Calipari has had 25 players selected in the NBA Draft since becoming UK's head coach. Nineteen players have gone in the first round, and he's had three players taken No. 1 overall.

Calipari has had two or more players selected in the NBA Draft in eight consecutive seasons dating back to his time as the head coach at Memphis. He has had at least one player selected in the top 10 of the draft in each of the last eight seasons. No other school has even a first rounder in eight straight seasons.

Though Aaron Harrison went undrafted, he was signed by the Charlotte Hornets in the summer and made the Hornets' opening-day roster.

- 1st - Karl-Anthony Towns (Minnesota Timberwolves)
- 6th - Willie Cauley-Stein (Sacramento Kings)
- 12th - Trey Lyles (Utah Jazz)
- 13th - Devin Booker (Phoenix Suns)
- 44th - Andrew Harrison (Memphis Grizzlies)
- 48th - Dakari Johnson (Oklahoma City Thunder)

UK BY POSSESSION

Game	Offense PPP	Defense PPP
Albany	1.11	0.93
NJIT	1.21	0.79
vs. Duke	1.10	0.94
Wright State	1.11	0.90
Boston	1.15	0.87
vs. South Florida	1.25	0.94
Illinois State	0.99	0.83
at UCLA		
Eastern Kentucky		
Arizona State		
vs. Ohio State		
Louisville		
Ole Miss		
at LSU		
at Alabama		
Mississippi State		
at Auburn		
at Arkansas		
Vanderbilt		
Missouri		
at Kansas		
at Tennessee		
at Texas A&M		
Alabama		
at Vanderbilt		
at Florida		
LSU		

Kentucky offensive high - 1.25 vs. South Florida
Kentucky offensive low - 0.99 vs. Illinois State

Opponent offensive high - 0.94 vs. Duke, USF
Opponent offensive low - 0.79 vs. NJIT

2015-16 SEASON NOTES

CATS IN THE NBA

At the beginning of the 2015-16 season, 21 former Wildcats were on an opening-day roster, more than any other school in the country. The following listing is as of opening day.

Name	Team
Eric Bledsoe	Phoenix Suns
Devin Booker	Phoenix Suns
Willie Cauley-Stein	Sacramento Kings
DeMarcus Cousins	Sacramento Kings
Anthony Davis	New Orleans Pelicans
Archie Goodwin	Phoenix Suns
Aaron Harrison	Charlotte Hornets
Terrence Jones	Houston Rockets
Enes Kanter	Oklahoma City Thunder
Brandon Knight	Phoenix Suns
Michael Kidd-Gilchrist	Charlotte Hornets
Trey Lyles	Utah Jazz
Jodie Meeks	Detroit Pistons
Nerlens Noel	Philadelphia 76ers
Patrick Patterson	Toronto Raptors
Tayshaun Prince	Minnesota Timberwolves
Julius Randle	Los Angeles Lakers
Rajon Rondo	Sacramento Kings
Karl-Anthony Towns	Minnesota Timberwolves
John Wall	Washington Wizards
James Young	Boston Celtics

Several former Wildcats are among the NBA league leaders in the major statistical categories. Stats are through Nov. 30, 2015. Former UK players are in **BOLD**.

Points Per Game

1. Stephen Curry (Warriors) - 31.6
- 8. Anthony Davis (Pelicans) - 23.9**
- 9. Eric Bledsoe (Suns) - 22.6**
- 13. Brandon Knight (Suns) - 21.5**

Rebounds Per Game

1. Andre Drummond (Pistons) - 16.9
- 7. Anthony Davis (Pelicans) - 10.5**
- 13. Karl-Anthony Towns (Timberwolves) - 9.4**

Assists Per Game

- 1. Rajon Rondo (Kings) - 10.7**
- 5. John Wall (Wizards) - 7.6**
- 13. Eric Bledsoe (Suns) - 6.2**

Blocks Per Game

1. Hassan Whiteside (Heat) - 4.69
- 5. Anthony Davis (Pelicans) - 2.36**
- 7. Karl-Anthony Towns (Timberwolves) - 2.18**

Field-Goal Percentage

1. DeAndre Jordan (Clippers) - .690
- 6. Enes Kanter (Thunder) - .569**
- 16. Karl-Anthony Towns (Timberwolves) - .526**

Steals Per Game

1. Kyle Lowry (Raptors) - 2.61
- 5. John Wall (Wizards) - 2.07**
- 14. Eric Bledsoe (Suns) - 1.81**
- 20. Rajon Rondo (Kings) - 1.68**

Double-Doubles

1. Andre Drummond (Pistons) - 16
- 17. Karl-Anthony Towns (Timberwolves) - 8**
- DeMarcus Cousins (Kings) - 8**
- Rajon Rondo (Kings) - 8**
- Anthony Davis (Pelicans) - 8**

Three is Better Than Two

UK has the nation's second-longest active streak of consecutive games with a made 3-pointer, knocking down at least one from long range in 946 consecutive games.

The Cats' last game without a made 3-pointer came against Seton Hall on Nov. 26, 1988 a "three-point" loss in the Great Alaska Shootout.

Through games on Nov. 30, UNLV holds the nation's longest streak with 948 consecutive games with a made 3-pointer.

Kentucky's NBA Footprint Continues to Grow

The nation's most prolific NBA player-producing program once again leads the country with 21 players on an opening-day NBA roster.

Of the 446 players in the NBA to start the 2015-16 season, approximately 4.7 percent played college basketball at Kentucky. The Wildcats bettered any other college program by two players as the NBA season opened.

Kentucky's NBA dominance was best represented in Phoenix and Sacramento, where a combined seven Wildcats started the 2015-16 season on the respective rosters. Eric Bledsoe, Devin Booker, Archie Goodwin and Brandon Knight were all part of the Phoenix Suns' opening-day roster, while former UK stars Willie Cauley-Stein, DeMarcus Cousins and Rajon Rondo started the year in Sacramento.

Two other franchises – the Charlotte Hornets (Aaron Harrison, Michael Kidd-Gilchrist) and the Minnesota Timberwolves (Tayshaun Prince, Karl-Anthony Towns) – opened the season with two Wildcats apiece.

Wildcats Face Tough Nonconference Slate

A 13-game non-conference schedule will feature 10 games against teams who advanced to the post-season a season ago for the 2015-16 season.

That list includes national champion Duke in the third game of the season at the Champions Classic in the United Center in Chicago on Nov. 17. In all, the Wildcats will take on six NCAA Tournament squads, two NIT participants and two teams that advanced to at least the quarterfinals of the CollegeInsider.com Tournament. The average final RPI of the teams comes in at 105, with five teams in the all-important top 50 of the RPI.

In addition to Duke, the Wildcats will also take on powerhouses such as UCLA, Ohio State, Kansas and the annual rivalry game with Louisville.

Success Rate Continues at 2015 Graduation

Four Wildcats -- Alex Poythress, Tod Lanter, Brian Long and Sam Malone -- all received their undergraduate degrees during the university's May 2015 commencement ceremonies, continuing the remarkable Success Rate under Calipari.

All 14 players who have been eligible to graduate by the end of their senior years in the Calipari era have received their degrees, including three players (Poythress, Patrick Patterson and Jarrod Polson) who completed their undergraduate degrees in three years.

Additionally, the team received an academic award in May for its Academic Progress Rate score. The Wildcats placed in the top 10 percent of Division I men's basketball schools. The APR provides a real-time look at a team's academic success by the progress of each student-athlete on scholarship.

Calipari, Dampier Enshrined in Naismith HOF

Kentucky Wildcats John Calipari and Louie Dampier were enshrined in the Naismith Memorial Basketball Hall of Fame in September. The fraternity of basketball legends is considered to be one of the ultimate honors in the sport.

Calipari and Dampier were two of 11 basketball legends in the Class of 2015 and the ninth and 10th UK representatives, respectively, to join basketball's fraternity of legends.

S-E-C! S-E-C! S-E-C!

Since the SEC's inception in 1932-33, the Wildcats have been the most dominant team in the league, recording a 938-262 mark (.782). Only two other teams have won more than 700 regular-season SEC games (Alabama, Tennessee) and no other team has a better winning percentage.

- UK has averaged 11.5 wins and only 3.2 losses per season in 82 seasons in the SEC
- The Wildcats have won 46 SEC titles and 28 SEC Tournament championships
- Kentucky has won 13 of the last 23 SEC Tournament titles

A Winning Institution

Both the UK men's and women's basketball teams posted a sixth straight 20-win season in 2014-15. Kentucky is currently one of just four institutions (UK, BYU, Duke and Gonzaga) in the NCAA that has seen both its men's and women's basketball programs tally 20 or more wins in six consecutive seasons.

UK'S RECORD WHEN

KENTUCKY RECORD	ALL	SEC
Leading at halftime:	6-0	0-0
Tied at the half:	1-0	0-0
Trailing at halftime:	0-0	0-0
Shoot 50% or higher:	4-0	0-0
Shoot less than 50%:	3-0	0-0
Shoot higher % than opp.:	7-0	0-0
Shoot lower % than opp.:	0-0	0-0
Opp. shoot worse than 50%:	7-0	0-0
Opp. shoot 50% or higher:	0-0	0-0
Score less than 60 points:	0-0	0-0
Score 60-69 points:	0-0	0-0
Score 70-79 points:	4-0	0-0
Score 80-89 points:	3-0	0-0
Score 90-99 points:	0-0	0-0
Score 100+ points:	0-0	0-0
Opp. score less than 60 pts.:	1-0	0-0
Opp. score 60-69 pts.:	6-0	0-0
Opp. score 70-79 pts.:	0-0	0-0
Opp. score 80-89 points:	0-0	0-0
Opp. score 90-99 points:	0-0	0-0
Opp. score 100+ points:	0-0	0-0
Outrebounded opponent:	6-0	0-0
Outrebounded by opponent:	0-0	0-0
Equal number of rebounds:	1-0	0-0
Fewer turnovers than opp.:	4-0	0-0
Same turnovers as opp.:	2-0	0-0
More turnovers than opp.:	1-0	0-0
Make 8 or more 3-pointers:	0-0	0-0
Make 7 or fewer 3-pointers:	7-0	0-0
Games decided by 5 or fewer:	0-0	0-0
Overtime games:	0-0	0-0
On CBS:	0-0	0-0
On ESPN/ESPN2/ESPNU:	3-0	0-0
On Fox Sports1:	0-0	0-0
On SEC Network/(+):	4-0	0-0
On ABC:	0-0	0-0
On FSN:	0-0	0-0
On CSS:	0-0	0-0
vs. SEC at Home:	0-0	0-0
vs. SEC on Road:	0-0	0-0
Games vs. ranked opp.:	1-0	0-0
Games following a loss:	0-0	0-0
Games following a win:	6-0	0-0
More points in the paint:	6-0	0-0
Fewer/Same points in the paint:	1-0	0-0
More bench points than opp.:	7-0	0-0
Fewer or same bench pts.:	0-0	0-0
More 2nd-chance points:	3-0	0-0
Fewer or same 2nd chance pts.:	4-0	0-0
More or same points off TOs:	7-0	0-0
Fewer points off TOs:	0-0	0-0
On Monday:	1-0	0-0
On Tuesday:	2-0	0-0
On Wednesday:	0-0	0-0
On Thursday:	0-0	0-0
On Friday:	3-0	0-0
On Saturday:	1-0	0-0
On Sunday:	0-0	0-0
In November:	7-0	0-0
In December:	0-0	0-0
In January:	0-0	0-0
In February:	0-0	0-0
In March:	0-0	0-0
In April:	0-0	0-0

MISCELLANEOUS STATS

Player	Times Led					Games With					Total			
	Pts.	Rebs.	Assts.	Stls	Blks	10+ Pts	20+ Pts	10+ Rebs	3+Assts	3+Blks	3+Stls	3+ 3's	Dunks	Dbl-Dbls(Career)
00-Lee	-	4	-	-	3	4	-	4	1	2	-	-	6	2 (2)
1-Labissiere	2	-	-	-	4	4	1	-	-	3	-	-	11	-
3-Ulis	2	-	4	3	-	4	1	-	4	-	1	-	-	-
4-Matthews	-	-	-	1	-	1	-	-	-	-	-	-	2	-
10-David	-	-	-	-	-	-	-	-	-	-	-	-	-	-
11-Mulder	-	-	-	-	-	-	-	-	-	-	-	-	-	-
13-Briscoe	1	2	2	3	-	5	-	1	2	-	1	-	-	1 (1)
15-Humphries	-	-	-	-	1	-	-	-	-	-	-	-	-	-
22-Poythress	-	2	-	-	1	2	-	2	-	-	-	-	12	2 (4)
23-Murray	2	-	1	2	-	6	1	-	3	-	2	-	5	-
24-Floreal	-	-	-	-	-	-	-	-	-	-	-	-	-	-
25-Hawkins	-	-	-	-	-	-	-	-	-	-	-	-	-	-
35-Willis	-	-	-	-	-	2	-	-	1	-	-	1	1	-

STARTING LINEUPS

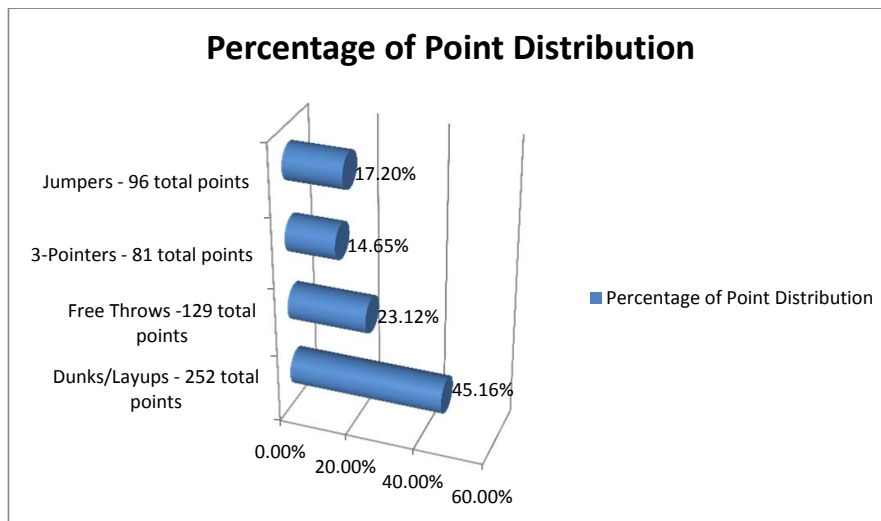
Record	Guard	Guard	Guard	Forward	Forward
4-0	Tyler Ulis	Isaiah Briscoe	Jamal Murray	Marcus Lee	Skal Labissiere
1-0	Tyler Ulis	Charles Matthews	Jamal Murray	Marcus Lee	Skal Labissiere
1-0	Tyler Ulis	Derek Willis	Jamal Murray	Marcus Lee	Skal Labissiere
1-0	Isaiah Briscoe	Charles Matthews	Jamal Murray	Alex Poythress	Skal Labissiere

TRACKING THE CATS

Player	Charges Drawn	UK's First Sub	Traditional 3-Point Plays	FT-FTA (Last 5:00/OT)*
00-Lee	1	1	-	0-0 (.000)
1-Labissiere	-	-	1	0-0 (.000)
3-Ulis	2	-	-	0-0 (.000)
4-Matthews	-	1	-	0-0 (.000)
10-David	-	-	-	0-0 (.000)
11-Mulder	-	-	-	0-0 (.000)
13-Briscoe	-	1	1	0-0 (.000)
15-Humphries	-	-	-	0-0 (.000)
22-Poythress	-	4	1	1-2 (.500)
23-Murray	1	-	1	2-4 (.500)
24-Floreal	-	-	-	0-0 (.000)
25-Hawkins	1	-	1	4-4 (1.000)
35-Willis	-	2	-	0-0 (.000)

*single-digit game with 5:00 to play

HOW THE CATS ARE SCORING



WIN/LOSS MARGIN

MARGIN	W	L
1		
2		
3		
4		
5		
6		
7		
8		
9		
10		
11-15	4	
16-20	1	
21+	2	

TEAM'S FAST FACTS

Shooting Percentage:	.490
Avg. Assists Per Game:	13.3
Points off Turnovers Avg.:	17.9
Second-Chance Points Avg.:	14.9
Points in the Paint Avg.:	42.0
Fast Break Points Avg.:	10.1
Bench Points Avg.:	19.6
Points Per Possession Avg.:	1.137
Avg. Time of Possession:	16.8

HOW UK SCORED ITS FIRST POINTS

PLAYER	DUNK/LAYUP	JUMPER	3PT	FT
00-Lee	1			
1-Labissiere		1		
3-Ulis				
4-Matthews	1			
10-David				
11-Mulder				
13-Briscoe		1		
15-Humphries				
22-Poythress				1
23-Murray	1	1		
24-Floreal				
25-Hawkins				
35-Willis				

GAME-BY-GAME LEADERS

Date	Opponent	Result	Points	Rebounds	Blocks	Steals	Assists
11/2	Ottawa #	W, 117-58	Murray - 22 [^]	Murray - 12 [^]	Three with 2 [^]	Murray - 3 [^]	Ulis - 10 [^]
11/6	Kentucky State #	W, 111-58	Labissiere - 22 [^]	Lee - 11 [^]	Poythress - 4 [^]	Two with 3 [^]	Willis - 5 [^]
11/13	Albany	W, 78-65	Murray - 19 [^]	Lee - 8 [^]	Labissiere - 4 [^]	Murray - 3	Murray - 8 [^]
11/14	NJIT	W, 87-57	Labissiere - 26 [^]	Briscoe - 12 [^]	Lee - 3 [^]	Briscoe - 2	Ulis - 5 [^]
11/17	vs. #5/4 Duke ¹	W, 74-63	Ulis - 18 [^]	Lee - 10	Two with 2	Murray - 4 [^]	Ulis - 6 [^]
11/20	Wright State	W, 78-63	Ulis - 21 [^]	Poythress - 10 [^]	Labissiere - 1 [^]	Ulis - 2 [^]	Ulis - 5 [^]
11/24	Boston	W, 82-52	Labissiere - 16 [^]	Poythress - 10 [^]	Labissiere - 3 [^]	Two with 3 [^]	Ulis - 6 [^]
11/27	vs. South Florida ²	W, 84-63	Murray - 21 [^]	Two with 6	Labissiere - 3 [^]	Two with 2 [^]	Briscoe - 7 [^]
11/30	Illinois State	W, 75-63	Briscoe - 18	Lee - 12 [^]	Two with 2 [^]	Matthews - 2 [^]	Briscoe - 3 [^]
12/3	at UCLA						
12/9	Eastern Kentucky						
12/12	Arizona State						
12/19	vs. Ohio State ³						
12/26	Louisville						
1/2	Ole Miss						
1/5	at LSU						
1/9	at Alabama						
1/12	Mississippi State						
1/16	at Auburn						
1/21	at Arkansas						
1/23	Vanderbilt						
1/27	Missouri						
1/30	at Kansas						
2/2	at Tennessee						
2/6	Florida						
2/9	Georgia						
2/13	at South Carolina						
2/18	Tennessee						
2/20	at Texas A&M						
2/23	Alabama						
2/27	at Vanderbilt						
3/1	at Florida						
3/5	LSU						

[^] - Game Leader

- 1 - Chicago (Champions Classic)
- 2 - Miami (Hoophall Miami Invitational)
- 3 - Brooklyn, N.Y. (CBS Sports Classic)
- # - exhibition contest



THE LAST TIME ...

INDIVIDUALS

Scored 25 Points: Skal Labissiere (26) vs. NJIT, 11/14/15

Scored 30 Points: Brandon Knight (30) vs. West Virginia, 3/19/11

Scored 35 Points: Terrence Jones (35) vs. Auburn, 1/11/11

Scored 40 Points: Jodie Meeks (45) at Arkansas, 2/14/09

Scored 45 Points: Jodie Meeks (45) at Arkansas, 2/14/09

Scored 50 Points: Jodie Meeks (54) at Tennessee, 1/13/09

Two Players Had 20 Points: Aaron Harrison (21)/James Young (20), vs. LSU, 2/22/14

Three Players Had 20 Points: DeMarcus Cousins (27)/John Wall (21)/Patrick Patterson (20) vs. Sam Houston State, 11/19/09

Two Players Had 30 Points: Patrick Patterson (33) and Jodie Meeks (32) vs. Tennessee State, 12/22/08

Scored 20 Points in Two Straight Games: James Young (2) 1/28/14-2/1/14

Scored 20 Points in Three Straight Games: Julius Randle (3) 11/08/13 - 11/12/13

Scored 20 Points in Four Straight Games: Alex Poythress (4) 11/13/12 - 11/23/12

Scored 20 points in Five Straight Games: Jodie Meeks (9) 12/29/08 - 1/31/09

Scored 20 points in Six Straight games: Jodie Meeks (9) 12/29/08 - 1/31/09

Scored 20 points in Seven Straight games: Jodie Meeks (9) 12/29/08 - 1/31/09

Scored 20 points in Eight Straight games: Jodie Meeks (9) 12/29/08 - 1/31/09

Scored 20 points in Nine Straight games: Jodie Meeks (9) 12/29/08 - 1/31/09

Scored 20 points in 10 Straight games: Kevin Grevey (12) 12/20/74 - 1/27/75

Scored 20 points in 12 Straight games: Kevin Grevey (12) 12/20/74 - 1/27/75

Scored 25 Points in Three Straight Games: Tayshaun Prince (3) 3/11/-01-3/17/01

Scored 30 Points in Two Straight Games: Jodie Meeks vs. Appalachian State (46) 12/20/08; vs. Tennessee State (32) 12/22/08

Scored 30 Points in Three Straight Games: Dan Issel (6) 2/14/70-3/2/70

Scored in double figures in 10 straight Games: Julius Randle (13) 11/8/13-12/28/13

Scored in double figures in 15 straight Games: Brandon Knight (28) 11/30/10 - 3/13/11

Scored in double figures in 20 straight Games: Brandon Knight (28) 11/30/10 - 3/13/11

Scored in double figures in 25 straight Games: Brandon Knight (28) 11/30/10 - 3/13/11

Scored in double figures in 30 straight Games: Jodie Meeks (32) 11/14/08 - 3/12/09

Five Players Scored in Double Figures: Skal Labissiere (16), Tyler Ulis (15), Alex Poythress (14), Jamal Murray (12), Isaiah Briscoe (11) vs. Boston U., 11/24/15

Six Players Scored in Double Figures: Karl-Anthony Towns (19), Aaron Harrison (18), Dakari Johnson (13), Andrew Harrison (12), Devin Booker (11), Tyler Ulis (10) vs. Auburn, 2/21/15

Seven Players Scored in Double Figures: Randolph Morris (17), Kelenna Azubuike (15), Patrick Sparks (14), Chuck Hayes (12), Rajon Rondo (11), Ravi Moss (10) and Ramel Bradley (10) vs. Mississippi State 2/19/05

Four Players with 15 or more points: Julius Mays (24), Alex Poythress (21), Archie Goodwin (18), Ryan Harrow (15) vs. Missouri, 2/23/13

Double-Double: Marcus Lee (13 points, 12 rebounds) vs. Illinois St., 11/30/15

Triple-Double: Chris Mills (19 points, 10 rebounds, 10 assists) vs. Austin Peay, 12/27/88

20-10 Game: Karl-Anthony Towns (21 points, 11 rebounds) vs. Hampton, 3/19/15

20-15 Game: Julius Randle (23 points, 15 rebounds) vs. UNC Asheville, 11/8/13

30-10 Game: Tayshaun Prince (33 points, 11 rebounds) vs. Tennessee State, 12/22/98

Back-to-back 20-10 Games: Julius Randle (2) 11/8/13-11/10/13

Three Straight 20-10 Games: Julius Randle (3) 11/8/13-11/12/13

Double-Double in Points and Rebs.: Marcus Lee (13 points, 12 rebounds) vs. Illinois St., 11/30/15

Double-Double in Points and Assists: Marquis Teague (12 points, 10 assists) vs. Florida, 2/7/12

Double-Double in Points and Blocks: Never

Double-Double in Points and Steals: Never

Double-double in two consecutive games: Alex Poythress (10 pts, 10 rebs) vs. Wright State, (11/20/15), (14 pts, 10 rebs) vs. Boston U., (11/24/15)

Double-double in three consecutive games: - Julius Randle (19p, 15r) vs. Kansas State, 3/21/14; (13 p, 10 r), vs. Wichita State, 3/23/14; (15 p, 12 r), vs. Louisville, 3/28/14; (16 p, 11 r), vs. Michigan, 3/30/14

Double-double in four consecutive game: Julius Randle (19p, 15r) vs. Kansas State, 3/21/14; (13 p, 10 r), vs. Wichita State,

3/23/14; (15 p, 12 r), vs. Louisville, 3/28/14; (16 p, 11 r), vs. Michigan, 3/30/14

Double-double in five consecutive game: Julius Randle (14p, 10r) at Arkansas, (2/27/14); (10p, 15r) at South Carolina (3/1/14); (12 p, 11 r) vs. Alabama, (3/4/14); (16 p, 10 r) at Florida, (3/8/14); (17 p, 16 r) vs. LSU, (3/14/14); (12 p, 11 r) vs. Georgia, (3/15/14)

Double-double in six consecutive games: Julius Randle (14p, 10r) at Arkansas, (2/27/14); (10p, 15r) at South Carolina (3/1/14); (12 p, 11 r) vs. Alabama, (3/4/14); (16 p, 10 r) at Florida, (3/8/14); (17 p, 16 r) vs. LSU, (3/14/14); (12 p, 11 r) vs. Georgia, (3/15/14)

Double-double in seven consecutive games: Julius Randle (7) 11/18/13-11/27/13

Double-double in 10 consecutive games: Jim Andrews, 1972-73 season

Two players record double-doubles: Willie Cauley-Stein (16 points, 13 rebounds), Julius Randle (14 points, 10 rebounds) vs. Arkansas, 2/27/14

Three players record double-doubles: DeMarcus Cousins (19 pts, 14 rebs)/Patrick Patterson (19 pts, 10 rebs)/John Wall (18 pts, 10 rebs) at Mississippi State, 2/16/10

Four players record double-doubles: Jack Givens (30 pts, 13 rebs)/Kyle Macy (16 pts, 10 assts)/Mike Phillips (22 pts, 18 rebs)/Rick Robey (23 pts, 13 rebs) vs. Southern Methodist, 11/26/77

Five players record double-doubles: Never

Made 12 FG in a game: Terrence Jones (12) vs. OU, 11/22/10

Made 15 FG in a game: Jodie Meeks (17) at ARK., 2/14/09

Made 16 FG in a game: Jodie Meeks (17) at ARK, 2/14/09

Made 17 FG in a game: Jodie Meeks (17) at ARK, 2/14/09

Made 18 FG in a game: Melvin Turpin (18) vs. UGA, 3/8/84

Made 19 FG in a game: Dan Issel (19) vs. Alabama 2/23/70

Made 20 FG in a game: Dan Issel (23) vs. Ole Miss 2/7/70

Made 21 FG in a game: Dan Issel (23) vs. Ole Miss 2/7/70

Made 22 FG in a game: Dan Issel (23) vs. Ole Miss 2/7/70

Made 23 FG in a game: Dan Issel (23) vs. Ole Miss 2/7/70

Attempted 17 FG in a game: Jamal Murray (17) vs. Duke (11/17/15)

Attempted 18 FG in a game: Aaron Harrison (20) at Texas A&M (1/10/15)

Attempted 19 FG in a game: Aaron Harrison (20) at Texas A&M (1/10/15)

Attempted 20 FG in a game: Aaron Harrison (20) at Texas A&M (1/10/15)
Attempted 25 FG in a game: Jodie Meeks (27) vs. VMI, 11/14/08

Made 5 3-pointers in a game: Aaron Harrison (5) vs. Missouri (1/13/15)

Made 6 3-pointers in a game: Kyle Wiltjer (7) vs. Lipscomb, 12/15/12

Made 7 3-pointers in a game: Kyle Wiltjer (7) vs. Lipscomb, 12/15/12

Made 8 3-pointers in a game: Eric Bledsoe (8) vs. East Tennessee State (NCAA Tournament), 3/18/10

Made 9 3-pointers in a game: Jodie Meeks (10) at Tennessee, 1/13/09

Made 10 3-pointers in a game: Jodie Meeks (10) at Tennessee, 1/13/09

Made 11 3-pointers in a game: Never

Attempted 10 3-pointers in a game: Jamal Murray (10) vs. NJIT, 11/14/15

Attempted 15 3-pointers in a game: Jodie Meeks (15) at Tennessee, 1/13/09

Attempted 16 3-pointers in a game: Derrick Miller (16) vs. LSU 2/15/90

Attempted 17 3-pointers in a game: Derrick Miller (19) vs. Kansas 12/6/89

Attempted 18 3-pointers in a game: Derrick Miller (19) vs. Kansas 12/6/89

Attempted 19 3-pointers in a game: Derrick Miller (19) vs. Kansas 12/6/89

Made a 3-pointer in 10 straight games: Aaron Harrison (13), 12/10/14-1/31/15

Made a 3-pointer in 15 straight games: Julius Mays (18), 12/29/12-3/2/13

Made two 3-pointers in 10 straight games: Jodie Meeks (16), 12/3/08-1/31/09

Made three 3-pointers in 10 straight games: Gerald Fitch (20) 1/14/03-3/23/03

Made three 3-pointers in 15 straight games: Gerald Fitch (20) 1/14/03-3/23/03

Made three 3-pointers in 20 straight games: Gerald Fitch (20) 1/14/03-3/23/03

Made three 3-pointers in 25 straight games: Keith Bogans (29) 3/14/02-2/26/03

Made 8 FT in a game: Jamal Murray (9), vs. Illinois State, 11/30/15

Made 9 FT in a game: Jamal Murray (9), vs. Illinois State, 11/30/15

Made 10 FT in a game: Jamal Murray & Tyler Ulis (10), vs. Wright State, 11/20/15

Made 11 FT in a game: Dakari Johnson (12), vs. UT Arlington, 11/25/14

Made 12 FT in a game: Dakari Johnson (12), vs. UT Arlington, 11/25/14

Made 13 FT in a game: Julius Randle (13) at Ole Miss, 2/18/14

Made 14 FT in a game: Jodie Meeks (14) at UT, 1/13/09

Made 15 FT in a game: Rodrick Rhodes (16) vs. Ole Miss 1/18/95

Made 16 FT in a game: Rodrick Rhodes (16) vs. Ole Miss 1/18/95

Made 17 FT in a game: Dwight Anderson (18) vs. Mississippi State 2/12/79

Made 18 FT in a game: Dwight Anderson (18) vs. Mississippi State 2/12/79

Attempted 10 FT in a game: Jamal Murray (13) Illinois State, 11/30/15

Attempted 15 FT in a game: Julius Randle (16), vs. LSU, 3/14/14

Attempted 20 FT in a game: Heshimu Evans (20) vs. Ole Miss 3/5/99

15 Rebs: Julius Randle (15) vs. Kanas State, 3/21/14

16 Rebs: Julius Randle (16) vs. LSU, 3/14/14

20 Rebs: Jared Prickett (20) vs. Arkansas 2/9/94

25 Rebs: Mike Phillips (28) vs. Tennessee 1/10/76

30 Rebs: Cotton Nash (30) vs. Ole Miss 2/8/64

34 Rebs: Bob Burrow (34) vs. Temple 12/10/55

10+ Rebs in three consecutive games: Julius Randle (4) 3/21/14-3/30/14

10+ Rebs in four consecutive games: Julius Randle (4) 3/21/14-3/30/14

10+ Rebs in five consecutive games: Julius Randle (10) 2/12/14-3/15/14

10+ Rebs in six consecutive games: Julius Randle (10) 2/12/14-3/15/14

10+ Rebs in seven consecutive games: Julius Randle (10) 2/12/14-3/15/14

10+ Rebs in eight consecutive games: Julius Randle (10) 2/12/14-3/15/14

10+ Rebs in nine consecutive games: Julius Randle (10) 2/12/14-3/15/14

10+ Rebs in 10 consecutive games: Julius Randle (10) 2/12/14-3/15/14

Two players had 10 rebounds: Willie Cauley-Stein (11) and Karl-Anthony Towns (11) vs. Hampton, 3/19/15

Three players had 10 rebounds: Michael Kidd-Gilchrist (19), Terrence Jones (11), Anthony Davis (10) vs. Louisville, 12/31/11

6 Assists: Isaiah Briscoe (7) vs. South Florida, 11/27/15

7 Assists: Isaiah Briscoe (7) vs. South Florida, 11/27/15

8 Assists: Jamal Murray (8) vs. Albany, 11/13/15

9 Assists: Andrew Harrison (9) vs. Auburn, 2/21/15

10 Assists: Julius Mays (10) vs. Lafayette, 11/16/12

11 Assists: John Wall (11) vs. E. Tennessee St., 3/18/10

12 Assists: John Wall (16) vs. Hartford, 12/29/09

13 Assists: John Wall (16) vs. Hartford, 12/29/09

14 Assists: John Wall (16) vs. Hartford, 12/29/09

15 Assists: John Wall (16) vs. Hartford, 12/29/09

16 Assists: John Wall (16) vs. Hartford, 12/29/09

5+ Assists in Four Consecutive Games: Tyler Ulis (4) (11/14/15 to 11/24/15)

8+ Assists in Two Consecutive Games: Andrew Harrison (2) (3/14/14 to 3/15/14)

4 Blocks: Skal Labissiere (4) vs. Albany, 11/13/15

5 Blocks: Karl-Anthony Towns (6) vs. Florida, 3/7/15

6 Blocks: Karl-Anthony Towns (6) vs. Florida, 3/7/15

7 Blocks: Karl-Anthony Towns (7) vs. Vanderbilt, 1/20/15

8 Blocks: Willie Cauley-Stein (9) vs. Boise State, 12/10/13

9 Blocks: Willie Cauley-Stein (9) vs. Boise State, 12/10/13

10 Blocks: Nerlens Noel (12) at Ole Miss, 1/29/13

11 Blocks: Nerlens Noel (12) at Ole Miss, 1/29/13

12 Blocks: Nerlens Noel (12) at Ole Miss, 1/29/13

4 Steals: Jamal Murray (4) vs. Duke, 11/27/15

5 Steals: Aaron Harrison (5), vs. Arkansas, 2/28/15

6 Steals: Willie Cauley-Stein (6) vs. Georgia, 1/25/14

7 Steals: Rajon Rondo (8) vs. Mississippi State, 2/19/05

8 Steals: Rajon Rondo (8) vs. Mississippi State, 2/19/05

Played every minute: Tyler Ulis (40) vs. Duke, 11/17/15

Played 40+ minutes: Aaron Harrison (40) vs. Ole Miss, 1/6/15

Played over 50 minutes: Patrick Patterson (50) vs. Vanderbilt, 1/12/08

Technical Foul: Jamal Murray vs. Wright State, 11/20/15

Fouled Out: Skal Labissiere, Marcus Lee vs. Duke, (11/17/15)

Two Players Fouled Out: Skal Labissiere, Marcus Lee vs. Duke, (11/17/15)

Three Players Fouled Out: Willie Cauley-Stein, Aaron Harrison, Karl-Anthony Towns, at Texas A&M (1/10/15)

Four Players Fouled Out: Terrence Jones, Josh Harrellson, Brandon Knight, Eloy Vargas, at UNC 12/4/10

TEAM

Started four freshmen: Aaron Harrison, Andrew Harrison, Dakari Johnson, Julius Randle, James Young vs. Connecticut, 4/7/14
Started five freshmen: Aaron Harrison, Andrew Harrison, Dakari Johnson, Julius Randle, James Young vs. Connecticut, 4/7/14

Scored 90 or More Points: 91 vs. Auburn, 3/14/15 (W, 91-67)

Scored 90 or More Points (SEC Game): 110 vs. Auburn, 2/21/15 (W, 110-75)

Scored 200 or More Points: 110 vs. Auburn, 2/21/15 (W, 110-75)

Scored 100 or More Points (SEC Game): 110 vs. Auburn, 2/21/15 (W, 110-75)

Scored 110 or More Points: 110 vs. Auburn, 2/21/15 (W, 110-75)

Scored 110 or More Points (SEC Game): 110 vs. Auburn, 2/21/15 (W, 110-75)

Scored 120 or More Points: 120 vs. Vanderbilt, 2/7/96 (W, 120-81)

Scored 120 or More Points (SEC Game): 120 vs. Vanderbilt, 2/7/96 (W, 120-81)

Scored 130 or More Points: 143 vs. Georgia, 2/27/56 (W, 143-66)

Scored 140 or More Points: 143 vs. Georgia, 2/27/56 (W, 143-66)

Scored 150 or More Points: Never

Scored Less than 50 Points: 48 vs. Vanderbilt, 3/15/13 (L, 64-48)

Allowed 90 or More Points: 90 by Indiana, 3/23/12 (W, 102-90)

Allowed 90 or More Points (SEC Game): 90 by Georgia, 3/4/09 (L, 90-85)

Allowed 100 or More Points: 111 by VMI, 11/14/08 (L, 111-103)

Allowed 100 or More Points (SEC Game): 101 by Arkansas, 2/10/93 (L, 101-94)

Allowed Less Than 50 Points: 39 vs. West Virginia, 3/26/15 (W, 78-39)

Allowed Less Than 50 Points (SEC): 43 vs. South Carolina, 2/14/15 (W, 66-48)

Shot 70% from the field: .722 vs. Mississippi St., 2/15/86

Shot 65% from the field: .677 vs. LIU Brooklyn, 11/23/12

Shot 30% or less from the field: .281 at Texas A&M (1/10/15)

Allowed 50% shooting: .551 vs. Wichita State, 3/23/14

Allowed 60% shooting: .640 by Florida, 3/4/07

Allowed 20% or less shooting: .197 by Montana State, 11/23/14 (12-61)

Allowed 30% or less shooting: .241 by West Virginia, 3/26/15 (13-54)

Held opponent to zero 3-pointers: at Auburn, 1/19/13 (0-15)

Shot 90% or Better from Free Throw Line: 90.0 (9-10) vs. Wisconsin (4/4/15)

Shot 100% from Free Throw Line: 11-11 vs. Florida, 2/7/12

Shot 50% or Less from Free Throw Line: .471 vs. Providence, 11/30/14 (8-17)

Attempted 40 FT: vs. Illinois State (46), 11/30/15

Attempted five or less FT: vs. South Carolina (4) 1/21/06

Made 30 FT: 30 vs. Auburn, 3/14/15 (30-35)

Hit 10 3-pointers: 11 vs. Ole Miss, 1/5/15 (11-20)

Hit 11 3-pointers: 11 vs. Ole Miss, 1/5/15 (11-20)

Hit 12 3-pointers: 12 vs. UCLA, 12/20/14 (12-26)

Hit 13 3-pointers: 15 vs. Georgia, 3/1/12 (15-27)

Hit 14 3-pointers: 15 vs. Georgia, 3/1/12 (15-27)

Hit 15 3-pointers: 15 vs. Georgia, 3/1/12 (15-27)

Hit 16 3-pointers: 16 vs. UNC-Asheville, 12/23/96 (16-33)

Hit 17 3-pointers: 20 vs. LSU, 3/4/95 (20-35)

Hit 18 3-pointers: 20 vs. LSU, 3/4/95 (20-35)

Hit 19 3-pointers: 20 vs. LSU, 3/4/95 (20-35)

Hit 20 3-pointers: 20 vs. LSU, 3/4/95 (20-35)

Hit 21 3-pointers: 21 vs. North Carolina, 12/27/89 (21-48)

Hit 22 3-pointers: Never

Scored 100 Points in Two Consecutive Games: 3/25/93-3/27/93

Scored 100 Points in Three Consecutive Games: 12/16/77-12/23/77

Scored 100 Points in Consecutive SEC Games: 2/27/56-3/3/56

Won game by 50 points or more: 58 vs. Montana State (W, 86-28) 11/23/14

Won game by 60 points or more: 62 vs. Vanderbilt (W, 106-44) 3/5/03

Won game by 70 points or more: 74 vs. Tennessee-Martin (W, 124-50) 11/26/94

Lost game by 30 points or more: 30 at Tennessee (L, 88-58) 2/16/13

Lost game by 40 points or more: 41 at Vanderbilt (L, 93-52) 2/12/08

Lost game by 50 points or more: 55 at Kansas (L, 150-95) 12/9/89

Lost game by 60 points or more: 70 vs. Central (L, 87-17) 1/28/1910

Lost game by 70 points or more: 70 vs. Central (L, 87-17) 1/28/1910

Game decided by one point: vs. Wisconsin, 4/5/14 (W, 74-73)

Game decided by two points: vs. Notre Dame, 3/28/15 (W, 68-66)

Game decided by three points: vs. Ole Miss, 1/6/15 (W, 89-86)

Two consecutive games decided by one point: vs. North Carolina (W, 73-72) 12/3/11 and at Indiana (L, 73-72) 12/10/11

Three consecutive games decided by one point: Never

Two consecutive games decided by two points: at Ole Miss (L, 71-69) 2/1/11 and Florida (L, 70-68) 2/5/11

Came back from 18-point deficit for win: W, 72-70 vs. Miami Univ. (11/16/09); Trailed 36-18 (7:04 in 1st)

Came back from 19-point deficit for win: W, 80-77 vs. Florida (3/2/94); Trailed 33-14 (7:00 in 1st)

Came back from 20-point deficit for win: W, 99-95 at LSU (2/15/94); Trailed 68-37 (15:34 in 2nd)

Came back from 30-point deficit for win: W, 99-95 at LSU (2/15/94); Trailed 68-37 (15:34 in 2nd)

Came back from 31-point deficit for win: W, 99-95 at LSU (2/15/94); Trailed 68-37 (15:34 in 2nd)

Pulled down 50 rebounds: 54 (22-32) vs. NJIT, 11/14/15

Pulled down 55 rebounds: 56 (17-39) vs. Robert Morris, 11/17/13

Pulled down 60 rebounds: 62 (19-43) vs. Morehead State, 12/16/96

Played an Overtime Game: at Texas A&M, 1/10/15 (W, 70-64 2ot)

Won an Overtime Game: at Texas A&M, 1/10/15 (W, 70-64 2ot)

Played an SEC Overtime Game: at Texas A&M, 1/10/15 (W, 70-64 2ot)

Won an SEC Overtime Game: at Texas A&M, 1/10/15 (W, 70-64 2ot)

Lost an Overtime Game: vs. Arkansas, 2/27/14 (L, 71-67)

Lost an SEC Overtime Game: vs. Arkansas, 2/27/14 (L, 71-67)

Played Two Overtimes: at Texas A&M, 1/10/15 (W, 70-64 2ot)

Played Three Overtimes: vs. Temple 12/7/57 (W, 85-83)

Played Four Overtimes: Never played four overtime game

Played consecutive games that went to overtime: 1/6/15 vs. Ole Miss (W, 89-86) and 1/10/15 at Texas A&M (70-64)

RUPP ARENA

Rupp Arena

Year-by-Year Records

Season	W-L	Pct.	Start
2015-16	5-0	1.000	5-0
2014-15	19-0	1.000	19-0
2013-14	16-2	.889	14-0
2012-13	16-2	.889	3-0
2011-12	18-0	1.000	18-0
2010-11	15-0	1.000	15-0
2009-10	18-0	1.000	18-0
2008-09	12-6	.667	3-0
2007-08	14-4	.778	1-0
2006-07	14-2	.875	10-0
2005-06	10-5	.667	4-0
2004-05	14-1	.933	7-0
2003-04	11-2	.846	3-0
2002-03	12-1	.923	1-0
2001-02	12-3	.800	0-1
2000-01	11-1	.917	0-1
1999-2000	14-0	1.000	14-0
1998-99	12-1	.923	6-0
1997-98	9-3	.750	4-0
1996-97	12-1	.923	12-0
1995-96	13-0	1.000	13-0
1994-95	12-1	.923	2-0
1993-94	13-1	.929	11-0
1992-93	16-0	1.000	16-0
1991-92	15-2	.882	1-0
1990-91	13-0	1.000	13-0
1989-90	13-2	.867	5-0
1988-89	8-6	.571	0-1
1987-88	14-2	.875	8-0
1986-87	13-2	.867	5-0
1985-86	18-0	1.000	18-0
1984-85	11-3	.786	1-0
1983-84	16-0	1.000	16-0
1982-83	14-1	.933	8-0
1981-82	15-1	.938	15-0
1980-81	15-0	1.000	15-0
1979-80	12-3	.800	6-0
1978-79	11-4	.733	3-0
1977-78	16-0	1.000	16-0
1976-77	12-2	.857	4-0
Total	534-64	.893	

Where the Coaches Rank by Wins

Coach	Years	Total	Record
Joe B. Hall	1976-85	9	122-14
Tubby Smith	1997-2007	10	119-19
Rick Pitino	1989-97	8	107-7
John Calipari	2009-Pres.	7th	107-4
Eddie Sutton	1985-89	4	53-10
Billy Gillispie	2007-09	2	26-10

Cats Rock at Rupp

UK has won 190 of its last 217 home games, including a 54-game winning streak in the venerable arena to begin the John Calipari era. All-time, the Wildcats are 534-64 (.893) in Rupp Arena.

Among the most notable marks of dominance in the nation's toughest venue to play include:

- The Wildcats are 283-40 (.876) in regular-season SEC games in the building
- Kentucky set a new program home record of 19 wins in 2014-15
- UK is currently on a 25-game winning streak at Rupp Arena, dating back to 2013-14
- The Wildcats have gone undefeated at home in four of John Calipari's six seasons. Overall, UK has posted a perfect mark in 12 of Rupp Arena's 39 seasons

Calipari Owns Record in Rupp

With UK's 2011-12 season-opening victory over Marist, UK head coach John Calipari recorded his 34th consecutive win in Rupp Arena as UK's head coach. It broke former UK head coach Rick Pitino's longest streak of 33 games in the venue.

The winning streak reached as long as 54 games. Calipari didn't suffer his first loss in Rupp Arena until losing to Baylor in his fourth season. The 54-game run, however, was his longest career winning streak.

Pack the House

Kentucky has led the nation in average home attendance in 17 of the last 20 seasons, including a Rupp Arena record of 24,110 in John Calipari's first season (2009-10) as head coach.

- Kentucky averaged 23,572 fans during the 2015-16 season, the most since 2011-12
- UK has averaged 23,000 or more fans in five of Calipari's six seasons

The Top-Ranked Team at Home

Kentucky has lost just twice at home as the Associated Press top-ranked team in the history of the program and just once in Rupp Arena. Both losses came by just one point.

The Wildcats are 51-1 all-time as the AP No. 1 team in Rupp Arena since its opening in 1976. The lone loss was to Auburn, 53-52, on Jan. 9, 1988.

Coach Cal in Rupp Arena

It's been downright difficult to beat the Wildcats at Rupp Arena during the John Calipari era.

- UK is 15-1 vs. ranked opponents in Rupp under Calipari
- The Wildcats are 92-3 vs. unranked teams in Rupp under Calipari
- UK is 59-1 at home vs. nonconference foes under Calipari. The only loss was against Baylor on Dec. 1, 2012
- Calipari notched his 100th career win at Rupp Arena as UK's coach with the Wildcats' 110-75 rout of Auburn on Feb. 21. It took Calipari just 104 games to reach the century mark at home, the fastest of any UK coach

All-Time Attendance Records in Rupp

No.	Att.	Opponent	Date	Result
1	24,479	Louisville	1/20/10	W, 71-62
2	24,468	N. Carolina	12/5/09	W, 68-66
3	24,465	Florida	2/10/07	L, 64-61
4	24,459	Florida	2/4/03	W, 70-55
5	24,432	Louisville	12/17/05	W, 73-61
6	24,428	Florida	3/7/15	W, 67-50
7	24,425	Florida	2/15/14	L, 69-59
8	24,416	Arkansas	2/28/15	W, 84-67
9	24,411	LSU	2/28/09	L, 73-70
10	24,406	N. Carolina	12/13/14	W, 84-70

Attendance Records in Rupp 2015-16

No.	Att.	Opponent	Date	Result
1	22,671	NJIT	11/14/15	W, 87-57
2	22,623	Boston U.	11/24/15	W, 82-62
3	22,563	Wright State	11/20/15	W, 78-63
4	22,080	Albany	11/13/15	W, 78-65
5	21,894	Illinois State	11/30/15	W, 75-63

Records vs. Most Faced Opponents in Rupp Arena Era (1976-Pres.)

Opponent	Times Played	Record	Cal Era
Florida	39	32-7	5-1
Tennessee	39	35-4	5-0
Vanderbilt	37	35-2	5-0
Georgia	37	33-4	5-0
Ole Miss	30	29-1	5-0
Alabama	29	24-5	4-0
LSU	29	24-5	3-0
Auburn	28	26-2	3-0
Miss. St.	27	25-2	3-0
S. Carolina	25	23-2	5-0
Louisville	17	13-4	3-0
Arkansas	14	11-3	3-1
E. Kentucky	9	9-0	1-0
Indiana	9	8-1	1-0
Morehead St.	8	8-0	2-0
N. Carolina	7	5-2	3-0
N. Dame	5	5-0	-
Tenn. Tech	5	5-0	-
Kansas	5	4-1	-

HEAD COACH JOHN CALIPARI

First-Ballot Hall of Famer

Kentucky men's basketball coach John Calipari joined basketball's fraternity of legends in September after being elected to the Naismith Memorial Basketball Hall of Fame on the first ballot.

Calipari joined an elite group of basketball players and coaches in the Naismith Hall of Fame, considered to be one of the ultimate honors in the sport.

Calipari and the Class of 2015, which included Dick Bevetta, Wildcat Louie Dampier, Lindsay Gaze, Tom Heinsohn, John Isaacs, Spencer Haywood, Lisa Leslie, Dikembe Mutombo, George Raveling and JoJo White, were enshrined during Hall of Fame festivities in Springfield, Mass., Sept. 10-11.

Approaching 200 Wins at a Record Pace

Now in his seventh season at Kentucky, John Calipari is approaching 200 wins -- and doing so at a record pace.

Currently at 197 wins, Calipari is on track to reach 200 victories at UK faster than any other head coach. Rick Pitino, currently the fastest to 200 wins at Kentucky, captured his 200th Wildcat win during his 249th game. The legendary Adolph Rupp reached 200 during his 250th game.

With three more wins to reach the milestone, Calipari has coached in 235 games at Kentucky.

Nearly Unanimous

John Calipari collected nearly every major national coach of the year award after guiding the historic 2014-15 Wildcats to a perfect regular season and eventually a fourth Final Four appearance in five seasons. Among the awards Calipari won in 2014-15:

- Associated Press National Coach of the Year
- Naismith National Coach of the Year
- NABC National Coach of the Year
- The Sporting News National Coach of the Year
- Adolph Rupp National Coach of the Year
- SEC Coach of the Year
- 2015 USBWA District IV Coach of the Year

UMass to Retire Jersey in Calipari's Honor

As part of a 20th anniversary celebration of the UMass men's basketball 1995-96 Final Four team, the UMass Department of Athletics announced plans to retire a jersey in honor of John Calipari during the 2015-16 season. Calipari will have his jersey lifted to the Mullins Center rafters on Dec. 16, prior to the Minutemen's game vs. New Orleans.

- Calipari began his head coaching career at UMass where he turned the Minutemen into a national powerhouse from 1988-1996
- In addition to the 1995-96's team's 35-2 record and the Final Four appearance, Calipari led the Minutemen to the 1991-92 NCAA Sweet 16, the 1992-93 and 1993-94 NCAA second round and the 1994-95 NCAA Elite Eight. UMass won five straight Atlantic 10 titles during that span as well

600 On-Court Victories

With a win over No. 5 Kansas on Nov. 18, 2014, John Calipari claimed his 600th on-court victory as a Division I head coach. He became the 13th active Division I coach to achieve the feat.

Calipari at No. 1

John Calipari is one of just two coaches (Frank McGuire) to lead three programs to a No. 1 ranking. With UK's No. 1 ranking this season, Calipari has guided five of his last seven and six of his last nine teams to the No. 1 ranking (and the eighth time he's done it overall).

AHEAD OF THE BARON OF THE BLUEGRASS

- Legendary coach Adolph Rupp won 876 career games while he was the coach of UK. He also led Kentucky to five NCAA titles during his 41-year tenure.
- John Calipari is ahead of the pace with the legend as far as victories to begin his career at UK. Also, Calipari (.838) is ahead of Rupp (.822) in total UK career winning percentage.

Coach	Games	Record	Next Game (236th Game)
John Calipari	235	197-38	at UCLA (Dec. 3, 2015)
Adolph Rupp	235	188-47	def. Ga. Tech 63-53 (Jan. 20, 1942)
Rick Pitino	235	186-49	def. Iona 106-79 (Dec. 29, 1995)
Tubby Smith	235	184-51	def. LSU 70-64 (Feb. 29, 2004)
Joe B. Hall	235	177-58	def. UNLV 74-69 (Feb. 17, 1980)

UK VS. AP RANKED FOES

In John Calipari Era (2009-Present)

42-15, 13-5 SEC

vs. No. 5 Duke (Chicago)	Nov. 17, 2015	W, 74-63
vs. No. 3 Wisconsin (NCAA)	April 4, 2015	L, 71-64
vs. No. 8 Notre Dame (NCAA)	March 28, 2015	W, 68-66
vs. No. 20 W. Virginia (NCAA)	March 26, 2015	W, 78-39
vs. No. 18 Arkansas (SECT)	March 15, 2015	W, 78-63
vs. No. 18 Arkansas	Feb. 28, 2015	W, 84-67
at No. 4 Louisville	Dec. 27, 2014	W, 58-50
vs. No. 21 North Carolina	Dec. 13, 2014	W, 84-70
vs. No. 6 Texas	Dec. 5, 2014	W, 63-51
vs. No. 5 Kansas (Indianapolis)	Nov. 18, 2014	W, 72-40
vs. No. 18 UConn (NCAA)	April 7, 2014	L, 60-54
vs. No. 12 Wisconsin (NCAA)	April 5, 2014	W, 74-73
vs. No. 7 Michigan (NCAA)	March 30, 2014	W, 75-72
vs. No. 5 Louisville (NCAA)	March 28, 2014	W, 74-69
vs. No. 2 Wichita St. (NCAA)	March 23, 2014	W, 78-76
vs. No. 1 Florida (Atlanta)	March 16, 2014	L, 61-60
at No. 1 Florida	March 8, 2014	L, 84-65
vs. No. 3 Florida	Feb. 15, 2014	L, 69-59
vs. No. 4 Louisville	Dec. 28, 2013	W, 73-66
at No. 18 North Carolina	Dec. 14, 2013	L, 82-77
vs. No. 20 Baylor (Dallas)	Dec. 6, 2013	L, 67-62
vs. No. 2 Michigan St. (Chicago)	Nov. 12, 2013	L, 78-74
vs. No. 11 Florida	March 9, 2013	W, 61-57
at No. 7 Florida	Feb. 12, 2013	L, 69-52
at No. 16 Ole Miss	Jan. 29, 2013	W, 87-74
at No. 4 Louisville	Dec. 29, 2012	L, 80-77
vs. No. 9 Duke (Atlanta)	Nov. 13, 2012	L, 75-68
vs. No. 6 Kansas (NCAA)	April 2, 2012	W, 67-59
vs. No. 17 Louisville (NCAA)	March 31, 2012	W, 69-61
vs. No. 9 Baylor (NCAA)	March 25, 2012	W, 82-70
vs. No. 16 Indiana (NCAA)	March 23, 2012	W, 87-71
vs. No. 22 Florida	March 10, 2012	W, 74-71
at No. 16 Florida	March 4, 2012	W, 74-59
vs. No. 8 Florida	Feb. 7, 2012	W, 78-58
vs. No. 4 Louisville	Dec. 31, 2011	W, 69-62
vs. No. 5 North Carolina	Dec. 3, 2011	W, 73-72
vs. No. 12 Kansas (New York)	Nov. 15, 2011	W, 75-65
vs. No. 9 UConn (NCAA)	April 2, 2011	L, 56-55
vs. No. 7 N. Carolina (NCAA)	March 27, 2011	W, 76-69
vs. No. 1 Ohio State (NCAA)	March 25, 2011	W, 62-60
vs. No. 22 W. Virginia (NCAA)	March 19, 2011	W, 71-63
vs. No. 12 Florida (Atlanta)	March 13, 2011	W, 70-54
vs. No. 21 Vanderbilt	March 1, 2011	W, 68-66
vs. No. 13 Florida	Feb. 26, 2011	W, 76-68
at No. 21 Vanderbilt	Feb. 12, 2011	L, 81-77
at No. 22 Louisville	Dec. 31, 2010	W, 78-63
vs. No. 23 N. Dame (Louisville)	Dec. 8, 2010	W, 72-58
vs. No. 13 Washington (Maui)	Nov. 23, 2010	W, 74-67
vs. No. 6 W. Virginia (NCAA)	March 27, 2010	L, 73-66
vs. No. 15 Tennessee (Nashville)	March 13, 2010	W, 74-45
at No. 19 Tennessee	Feb. 27, 2010	L, 74-65
at No. 17 Vanderbilt	Feb. 20, 2010	W, 58-56
vs. No. 12 Tennessee	Feb. 13, 2010	W, 73-62
vs. No. 25 Ole Miss	Feb. 2, 2010	W, 85-75
vs. No. 21 Vanderbilt	Jan. 30, 2010	W, 85-72
vs. No. 14 UConn (New York)	Dec. 9, 2009	W, 64-61
vs. No. 10 North Carolina	Dec. 5, 2009	W, 68-66

Calipari's Record at UK vs:

vs. No. 1	1-2
vs. Top 3	2-5
vs. Top 5	9-6
vs. Top 10	17-10
vs. Top 15	26-10
vs. Top 20	33-14
vs. Top 25	42-15

Home	15-1
Away	5-6
Neutral	22-8
SEC Tourney	3-1
NCAA Tourney	13-4

HEAD COACH JOHN CALIPARI

TRACKING UK HEAD COACHES

Coach	First 50 Games	Pct.
Calipari	45-5	.900
Smith	45-5	.900
Rupp	43-7	.860
Sutton	41-9	.820
Hall	32-18	.640
Pitino	31-19	.620

Coach	First 100 Games	Pct.
Rupp	89-11	.890
Calipari	87-13	.870
Smith	80-20	.800
Sutton	77-23	.770
Pitino	73-27	.730
Hall	67-33	.670

Coach	First 150 Games	Pct.
Rupp	129-21	.860
Calipari	124-26	.827
Smith	116-34	.773
Pitino	114-36	.760
Hall	110-40	.733

Coach	First 200 Games	Pct.
Rupp	163-37	.815
Calipari	163-37	.815
Pitino	156-44	.780
Smith	156-44	.780
Hall	149-51	.745

When Coach Cal's teams have been at the top, they're been difficult to knock off:

- Calipari is 107-10 (.915) as the top-ranked Associated Press coach in the country
- He's 66-5 (.930) when his team is at the top of the AP Top 25 as UK's head coach
- Calipari tallied a 32-4 mark at UMass when the Minutemen were No. 1 and he was 9-1 at Memphis when he had the Tigers at the pinnacle of the rankings
- Calipari (107) trails only Duke's Mike Krzyzewski (189) in active coaches with victories as the No. 1 head coach

Big-Game Cal

John Calipari's teams aren't just good against the best teams in the country, they're great. Not only does Kentucky have a 42-15 record vs. Associated Press Top 25 teams, UK is 5-2 when both teams are ranked in the AP top five under Calipari.

All-time, Calipari is 11-6 in AP top-five matchups. According to the SEC Network, only four coaches have won more such games.

When both teams are ranked in the AP Top 25, Calipari's all-time record is 65-40, including a 35-12 mark at Kentucky. In AP top-10 matchups he's got a 22-11 mark, including 11-4 at UK.

There's No Place Like Home

Since the 2000 season, John Calipari-coached teams have posted a 259-22 (.922) record at home through Nov. 24, 2015. At UK, Coach Cal is 107-4 (.964) at Rupp Arena.

In four of Calipari's six full seasons at Kentucky, the Wildcats have posted an undefeated record at home, including a school-record 19-0 mark during the 2014-15 season.

Calipari's 54-game winning streak at Rupp Arena to begin his UK coaching career was the longest winning streak since the arena opening in 1976.

	Coach	Streak (Yrs)
1.	John Calipari	54 (2010-13)
2.	Rick Pitino	33 (1992-94)
3.	Joe B. Hall	30 (1981-82)
4.	Rick Pitino	27 (1995-97)
5.	Joe B. Hall	26 (1977-78)

CALIPARI AT NO. 1

Record as Associated Press Top-Ranked Coach Since 2009-10

Coach	Schools	Records
1. John Calipari	Kentucky	66-5
2. Bill Self	Kansas	26-4
3. Mike Krzyzewski	Duke	24-4
4. Jim Boeheim	Syracuse	15-4
5. Tom Crean	Indiana	14-3
6. Thad Matta	Ohio State	13-2
7. Sean Miller	Arizona	12-1
8. Billy Donovan	Florida	11-1
9. Roy Williams	North Carolina	8-2
10. Tom Izzo	Michigan State	4-1

Record as Associated Press Top-Ranked Coach (Active)

Coach	Schools	Records
1. Mike Krzyzewski	Duke	189-28
2. John Calipari	UK, Memphis, UMass	107-10
3. Roy Williams	UNC, Kansas	95-18
4. Bruce Weber	Illinois	30-2
5. Bill Self	Kansas	28-5
6. Jim Boeheim	Syracuse	24-5
7. Thad Matta	Ohio State	22-3
8. Bob Huggins	Cincinnati	20-4
9. Tom Crean	Indiana	14-3
10. Mark Few	Gonzaga	3-1

*totals through Nov. 30, 2015

Life on the Road Isn't So Bad Either

As good as John Calipari's team's have been at home, they're nearly as good in hostile environments on the road. Dating back to the 2005-06 season, Calipari has recorded a 76-27 (.738) record on the road.

Calipari Unrivaled in Conference

John Calipari has won 13 league championships (including the 2010, 2012 and 2015 SEC championships) six more than the next-closest coach in the SEC (Ben Howland has seven conference titles). Calipari also has 12 conference tournament titles, seven more than his closest competitor (Howland).

He's tallied a 290-86 (.772) all-time record within conference play as a head coach and owns an 82-20 (.804) record since joining the SEC.

Calipari's Undefeated Conference Teams

John Calipari is believed to be one of three coaches, along with Frank McGuire and Jerry Tarkanian, to lead multiple teams to an unblemished mark in multiple Division I conferences. Calipari did so at Memphis in Conference USA and Kentucky in the SEC.

- McGuire led St. John's in the Metro New York ('51, '52), North Carolina in the ACC ('57) and South Carolina in the ACC ('70) to undefeated marks
- Jerry Tarkanian guided Long Beach State in the Pacific Coast Athletics Association ('70, '71) and UNLV in the Big West ('87, '91, '92) to perfect conference seasons

30 is the new 20

John Calipari has 21 consecutive seasons of 20 or more on-court wins as a collegiate head coach. He leads all active coaches with that streak, ahead of Mike Krzyzewski of Duke (19), Jim Boeheim (17) and Bill Self (17).

More impressive, Calipari has nine seasons with 30 or more on-court wins. Only Mike Krzyzewski (13) and Roy Williams (10) have more.

Calipari is the first coach in NCAA Division I history to record five straight on-court 30-win seasons, notching 30 straight in consecutive seasons from 2005-06 to 2009-10.

The Success Rate

HEAD COACH JOHN CALIPARI

John Calipari has graduated 100 percent of the players (14 of 14) who have been eligible to receive their diploma by the end of their senior years and exhausted their athletic eligibility. Of that group, Patrick Patterson, Jarrod Polson and Alex Poythress completed their degrees in three years.

In the NCAA's APR, which measures eligibility, retention and graduation, UK has posted a single-year Academic Progress Rate of 979 or higher in every season under Calipari, including a perfect 1,000 in the last two reports. Kentucky's four-year composite score in the most recent report, which was released in May, was a 995, earning the team an NCAA academic award for finishing in the top 10 percent of Division I men's basketball programs.

Under Calipari, the team has also posted a 3.0 grade-point average or better in seven of the last nine semesters.

Double-Digit Win Streaks

Kentucky's 38-game winning streak in 2014-15 was historic, but it wasn't completely out of the norm for John Calipari. It was the 17th streak of Calipari's career where his teams have won 10 or more consecutive games during the season, the sixth where they have won 20 or more, the fifth where they have won 25 or more, the first where they have won 30 or more, and the first with 35 or more. Here's a list of all of them:

1. 38 Kentucky, 2014-15
2. 27 Memphis, 2008-09
3. 26 Memphis, 2007-08
26 UMass, 1995-96
5. 25 Memphis, 2006-07
6. 24 Kentucky, 2011-12
7. 19 Kentucky, 2009-10
8. 16 UMass, 1994-95
9. 15 Memphis, 2005-06
10. 14 UMass, 1991-92
11. 12 Memphis, 2007-08
12 Memphis, 2002-03
12 UMass, 1992-93
14. 11 Memphis, 2003-04
15. 10 Memphis, 2001-02
10 UMass, 1993-94
10 Kentucky, 2010-11

Developing Talent

John Calipari hasn't just signed the best talent in the country while he's been at Kentucky; he's

CALIPARI KNOWS DEFENSE

John Calipari's 2014-15 Kentucky Wildcat team was heralded as one of the best defensive teams ever. However, defense has always been a staple of Calipari-coached teams. Dating back to complete NCAA records beginning in 2001-02, Calipari's teams have been among national leaders in several critical defensive categories (rankings through Nov. 30):

Year	FG % Def.	Rebound Margin	Scoring Margin	Blocks
2001-02 (UM)	13th (39.5)	11th (+6.6)	15th (+11.2)	54th (4.4)
2002-03 (UM)	28th (40.6)	44th (+4.1)	32nd (+8.0)	26th (5.1)
2003-04 (UM)	34th (40.5)	58th (+3.4)	48th (+7.1)	20th (5.0)
2004-05 (UM)	4th (38.4)	75th (+2.9)	62nd (+5.9)	13th (5.4)
2005-06 (UM)	2nd (38.0)	9th (+6.7)	5th (+14.6)	8th (6.4)
2006-07 (UM)	12th (39.0)	28th (+5.3)	5th (+5.8)	12th (5.9)
2007-08 (UM)	12th (39.1)	16th (+6.2)	2nd (+18.0)	8th (6.1)
2008-09 (UM)	1st (37.1)	19th (+6.1)	2nd (+16.3)	7th (6.0)
2009-10 (UK)	3rd (37.8)	4th (+8.1)	6th (+14.3)	4th (7.2)
2010-11 (UK)	15th (39.4)	60th (+3.6)	13th (+11.4)	3rd (6.3)
2011-12 (UK)	1st (37.4)	12th (+6.8)	1st (+16.8)	1st (8.6)
2012-13 (UK)	30th (39.2)	48th (+4.3)	48th (+8.2)	3rd (6.6)
2013-14 (UK)	59th (41.1)	2nd (+9.4)	43rd (+8.2)	13th (5.9)
2014-15 (UK)	1st (35.4)	15th (+6.8)	1st (+20.1)	2nd (6.9)
2015-16 (UK)	60th (38.5)	26th (+10.4)	29th (+17.4)	12th (6.3)

RECRUITING TRAIL

The Wildcats have signed more top-25 players over the past seven seasons than any other school under John Calipari's leadership. A quarter of all Rivals' top-10 prospects nationally over the past eight classes have signed with Coach Cal and the Cats.

PLAYER (YEAR)	ESPN	RIVALS	SCOUT
Edrice Adebayo ('16)	6	6	15
De'Aaron Fox ('16)	7	5	4
Wenyen Gabriel ('16)	23	17	10
Sacha Killeya-Jones ('16)	31	26	29
Malik Monk ('16)	5	6	6
Tai Wynyard ('16)	NR	NR	NR
Isaiah Briscoe ('15)	13	9	15
Isaac Humphries ('15)	49*	35*	50
Skal Labissiere ('15)	11	4	3
Charles Matthews ('15)	47	57	62
Jamal Murray ('15)	NA^	9	12
Devin Booker ('14)	18	30	31
Trey Lyles ('14)	7	8	8
Karl Towns ('14)	6	11	11
Tyler Ulis ('14)	33	33	29
Aaron Harrison ('13)	9	7	6
Andrew Harrison ('13)	5	5	5
Dominique Hawkins ('13)	NR	NR	NR
Dakari Johnson ('13)	7	9	17
Marcus Lee ('13)	25	19	24
Julius Randle ('13)	3	2	2
James Young ('13)	8	11	11
Derek Willis ('13)	NR	115	NR
Archie Goodwin ('12)	15	14	14
Willie Cauley-Stein ('12)	40	40	48
Julius Mays ('12)	NA#	NA#	NA#
Nerlens Noel ('12)	1	2	1
Alex Poythress ('12)	13	8	7
Twany Beckham ('11)	NA#	NA#	NA#
Anthony Davis ('11)	1	2	1
Ryan Harrow ('11)	NA#	NA#	NA#
Michael Kidd-Gilchrist ('11)	4	3	6
Marquis Teague ('11)	8	5	8
Kyle Wiltjer ('11)	19	22	24
Terrence Jones ('10)	9	13	8
Enes Kanter ('10)	25	3	3
Brandon Knight ('10)	4	6	6
Doron Lamb ('10)	29	21	28
Jarrod Polson ('10)	NA@	NA@	NA@
Stacey Poole, Jr. ('10)	51	33	67
Eloy Vargas ('10)	NA	NA	NA
Eric Bledsoe ('09)	NR	23	37
DeMarcus Cousins ('09)	4	2	3
Darnell Dodson ('09)	NA#	NA#	NA#
Jon Hood ('09)	92	40	46
Daniel Orton ('09)	13	22	17
John Wall ('09)	5	1	2
Top-10 Players	18	20	17
Top-15 Players	21	24	24
Top-25 Players	28	30	28
Top-50 Players	34	37	35

* - ranking according to the 2016 class

^ - reclassified after final rankings were released

- transfer

@ - joined team as walk-on

HEAD COACH JOHN CALIPARI

UK HONORS UNDER CALIPARI

National Player of the Year

John Wall (2010)	Adolph Rupp
Anthony Davis (2012)	Adolph Rupp, AP, BasketballTimes, Naismith, USBWA, Wooden Award

National Freshman of the Year

John Wall (2010)	USBWA
Anthony Davis (2012)	USBWA

All-America Honors

D. Cousins (2010)	AP - 1st, NABC - 2nd, USBWA - 2nd, SN - 2nd
John Wall (2010)	AP - 1st, NABC - 1st, USBWA - 1st, SN - 1st
Anthony Davis (2012)	AP - 1st, USBWA - 1st, NABC - 1st, SN - 1st
M. Kidd-Gilchrist (2012)	AP - 3rd, USBWA - 2nd, NABC - 3rd, SN - 2nd
Julius Randle (2014)	NABC - 3rd
W. Cauley-Stein (2015)	NABC - 1st, USBWA - 1st, SN - 1st
K. Towns (2015)	SN - 3rd

SEC Player of the Year

John Wall	2010 (AP, Coaches)
Anthony Davis	2012 (AP, Coaches)

SEC Defensive Player of the Year

Anthony Davis	2012 (Coaches)
Nerlens Noel	2013 (Coaches)
Willie Cauley-Stein	2015 (Coaches)

SEC Freshman of the Year

DeMarcus Cousins	2010 (Coaches)
John Wall	2010 (AP)
Terrence Jones	2011 (Coaches/AP)
Anthony Davis	2012 (Coaches/AP)
Nerlens Noel	2013 (Coaches/AP)
Julius Randle	2014 (Coaches/AP)
Karl-Anthony Towns	2015 (Coaches/AP)

SEC Sixth Man of the Year

Darius Miller	2012 (Coaches)
Kyle Wiltjer	2013 (Coaches)
Devin Booker	2015 (Coaches)

All-SEC

D. Cousins (2010)	1st (Coaches/AP)
P. Patterson (2010)	1st (Coaches)/2nd (AP)
John Wall (2010)	1st (Coaches/AP)
Terrence Jones (2011)	1st (Coaches/AP)
Brandon Knight (2011)	1st (Coaches)/2nd (AP)
Anthony Davis (2012)	1st (Coaches/AP)
M. Kidd-Gilchrist (2012)	1st (Coaches/AP)
Terrence Jones (2012)	2nd (Coaches/AP)
Doron Lamb (2012)	2nd (Coaches)
Nerlens Noel (2013)	1st (Coaches/AP)
Julius Randle (2014)	1st (Coaches/AP)
James Young (2014)	2nd (Coaches)
Devin Booker (2015)	2nd (Coaches)
W. Cauley-Stein (2015)	1st (Coaches/AP)
Aaron Harrison (2015)	2nd (Coaches/AP)
K. Towns (2015)	1st (Coaches/AP)

All-SEC Defensive Team

Patrick Patterson	2010
DeAndre Liggins	2011
Anthony Davis	2012
Michael Kidd-Gilchrist	2012
Nerlens Noel	2013
Willie Cauley-Stein	2013
Willie Cauley-Stein	2015

Coaches' All-SEC Freshman Team

Eric Bledsoe	2010
DeMarcus Cousins	2010
John Wall	2010
Brandon Knight	2011
Terrence Jones	2011
Doron Lamb	2011
Anthony Davis	2012
Michael Kidd-Gilchrist	2012
Willie Cauley-Stein	2013
Archie Goodwin	2013
Nerlens Noel	2013
Alex Poythress	2013
Julius Randle	2014
James Young	2014
Devin Booker	2015
Trey Lyles	2015
Karl-Anthony Towns	2015
Tyler Ulis	2015

NCAA Final Four Team

Anthony Davis (MVP)	2012
Michael Kidd-Gilchrist	2012
Doron Lamb	2012
Julius Randle	2014
James Young	2014

NCAA Regional Tournament Honors

DeMarcus Cousins	2010
John Wall	2010
Josh Harrellson	2011
Brandon Knight (MVP)	2011
DeAndre Liggins	2011
M. Kidd Gilchrist (MVP)	2012
Anthony Davis	2012
Doron Lamb	2012
Aaron Harrison	2014
Marcus Lee	2014
Julius Randle (MVP)	2014
Willie Cauley-Stein	2015
Andrew Harrison	2015
K. Towns (MVP)	2015

been the best at developing that talent and getting it ready for the next level.

Of the 23 top-25 players Kentucky has signed prior to this season (according to Rivals), 19 were drafted and 16 were selected in the first round. Those draft numbers don't include Marcus Lee, Alex Poythress and Kyle Wiltjer, who are currently in college.

But that's only half the story. Calipari's players don't just make it to the pros; they're better prepared than anyone else. The proof is in the numbers.

Over the course of his career, Calipari's nearly 40 NBA pros have made approximately \$1.25 billion in NBA contracts alone, which doesn't include endorsement deals and overseas contracts.

Calipari's Draft Picks

In 23 seasons as a head coach, John Calipari has coached 36 NBA Draft picks, including 25 first-round selections, with 14 of those going in the top 10. He's had four players draft No. 1 overall, twice as many as any other coach, and two or more players selected in eight consecutive NBA drafts, dating back to 2008 with Memphis.

PLAYER (SCHOOL)	ROUND	OVERALL	YEAR
Eric Bledsoe (UK)	First	18th	2010
Devin Booker (UK)	First	13th	2015
Antonio Burks (MEM)	Second	36th	2004
Marcus Camby (UMASS)	First	2nd	1996
Rodney Carney (MEM)	First	16th	2006
DeMarcus Cousins (UK)	First	5th	2010
Willie Cauley-Stein (UK)	First	6th	2015
Anthony Davis (UK)	First	1st	2012
Joey Dorsey (MEM)	Second	33rd	2008
Chris Douglas-Roberts (MEM)	Second	40th	2008
Robert Dozier (MEM)	Second	60th	2009
Tyreke Evans (MEM)	First	4th	2009
Archie Goodwin (UK)	First	29th	2013
Josh Harrellson (UK)	Second	45th	2011
Andrew Harrison (UK)	First	44th	2015
Dakari Johnson (UK)	First	48th	2015
Terrence Jones (UK)	First	18th	2012
Enes Kanter (UK)	First	3rd	2011
Michael Kidd-Gilchrist (UK)	First	2nd	2012
Brandon Knight (UK)	First	8th	2011
Doron Lamb (UK)	Second	42nd	2012
DeAndre Liggins (UK)	Second	53rd	2011
Trey Lyles (UK)	First	12th	2015
Darius Miller (UK)	Second	46th	2012
Nerlens Noel (UK)	First	6th	2013
Daniel Orton (UK)	First	29th	2010
Patrick Patterson (UK)	First	14th	2010
Julius Randle (UK)	First	7th	2014
Lou Roe (UMASS)	Second	30th	1995
Derrick Rose (MEM)	First	1st	2008
Marquis Teague (UK)	First	29th	2012
Karl-Anthony Towns (UK)	First	1st	2015
Dajuan Wagner (MEM)	First	6th	2002
John Wall (UK)	First	1st	2010
Shawne Williams (MEM)	First	17th	2006
James Young (UK)	First	17th	2014

HEAD COACH JOHN CALIPARI



A “players-first” coach with a penchant for helping people reach their dreams, John Calipari, a Naismith Memorial Basketball Hall of Famer, has guided six teams to the Final Four, led one to a national championship and helped 38 players make it to the NBA during his 23-year college coaching career.

Calipari guided Kentucky to its eighth national championship and his first national title in 2012. In becoming only the second coach in NCAA history to lead three different schools to the Final Four, he has racked up over 600 victories, 16 NCAA Tournament appearances, six Final Fours and numerous national coach of the year honors.

In 2015, Coach Cal led college basketball’s first ever 38-0 team, and became one of just three coaches to make four Final Fours in a five-year span. At the end of the season, Calipari became the 96th coach to join the Naismith Memorial Basketball Hall of Fame.

While building a program out of obscurity at Massachusetts, laying the foundation at Memphis and restoring luster at the sport’s greatest program at Kentucky, he has totaled the second-most wins in NCAA history in the first 20 years of a college coaching career.

Quite honestly, though, Calipari’s on-court success overshadows a much more significant picture.

In his goal to lead a players-first program, he has helped 38 players realize their dreams and guide them to the NBA, including a record five first-round draft picks in 2010. Two years later, six Wildcats heard their names called at the 2012 draft, the most in the two-round draft era. UK, with Calipari’s help, would tie those six picks again in 2015, including a record-tying four lottery selections. His four No. 1 overall picks are twice as many as any other coach, and he’s had 25 players drafted during his six years at Kentucky, including 19 first-round picks.

Much like he did at UMass, where his players graduated at nearly 80 percent, Calipari has stressed academics. Fifteen of his last 18 seniors at Memphis earned their bachelor’s degrees, and all 14 players at UK who were eligible to graduate by the end of their senior years walked away with a diploma in hand, including three players who earned their degree in just three years. The Wildcats posted a 3.11 grade-point average for the 2014 fall semester, the seventh time in the last eight semesters they earned a 3.0 GPA or better.

His foundation, The Calipari Foundation, has raised millions of dollars to help the lives of those in need in the Commonwealth and across the country. In 2010, he used a telethon to raise more than \$1 million for victims of the devastating earthquake in Haiti, and he organized another one in 2012 for victims of Superstorm Sandy. A year after helping raise \$350,000 for charity during the inaugural UK alumni weekend, Calipari was the driving force behind the more than \$1 million that was donated to local and national organizations during the second annual alumni weekend, and then \$1.5 million in 2015.

Author of the New York Times Best Seller “Players First: Coaching from the Inside Out” and “Bounce Back: Overcoming Setbacks to Succeed in Business and in Life,” Calipari is a master of communication and maximizing talent. He lives by the motto that “it’s never a matter of how far you have fallen, but instead it’s about how high you bounce back.”

BIOGRAPHICAL INFORMATION

Date of Birth: Feb. 10, 1959 | **Wife:** Ellen
Children: Erin Sue, Megan Rae, Bradley Vincent

Education

Clarion State (1982)

Head Coaching Experience

University of Massachusetts (1989-96)

New Jersey Nets (NBA) (1997-99)

University of Memphis (2001-09)

University of Kentucky (2010-present)

COACHING AWARDS

- 2015 Naismith Memorial Basketball Hall of Fame Inductee
- 2015 AP National Coach of the Year
- 2015 Naismith National Coach of the Year
- 2015 NABC National Coach of the Year
- 2015 The Sporting News National Coach of the Year
- 2015 Adolph Rupp National Coach of the Year
- 2015 SEC Coach of the Year (AP/Coaches)
- 2015 USBWA District IV Coach of the Year
- 2012 Nell & John Wooden Coach of the Year Leadership Award
- 2012 Naismith National Coach of the Year Finalist
- 2012 SEC Coach of the Year (AP/Coaches)
- 2010 Adolph Rupp National Coach of the Year
- 2010 Naismith National Coach of the Year Finalist
- 2010 SEC Coach of the Year (AP)
- 2010 *Sporting News* SEC Coach of the Year
- 2010 Yahoo! Sports SEC Coach of the Year
- 2010 USBWA District IV Coach of the Year
- 2009 NABC National Co-Coach of the Year
- 2009 *Sports Illustrated* National Coach of the Year
- 2009 Phelan National Coach of the Year
- 2009 Iba National Coach of the Year Finalist
- 2009 C-USA Coach of the Year
- 2008 Naismith National Coach of the Year
- 2008 C-USA Coach of the Year
- 2008 Iba National Coach of the Year Finalist
- 2008 Phelan National Coach of the Year Finalist
- 2007 Phelan National Coach of the Year Finalist
- 2007 USBWA District IV Coach of the Year
- 2007 *Basketball Times* South Region Coach of the Year
- 2006 C-USA Coach of the Year
- 2004 NABC District 7 Coach of the Year
- 1996 Naismith National Coach of the Year
- 1996 NABC National Coach of the Year
- 1996 *The Sporting News* National Coach of the Year
- 1996 Atlantic 10 Coach of the Year
- 1995 Naismith National Coach of the Year Finalist
- 1994 Naismith National Coach of the Year Finalist
- 1994 Atlantic 10 Coach of the Year
- 1993 USBWA District I Coach of the Year
- 1993 Atlantic 10 Coach of the Year
- 1992 Eastern Basketball Coach of the Year



HEAD COACH JOHN CALIPARI

CAL IN CONFERENCE

SEC COACHES	CONFERENCE	Tournament	Conference
	CHAMPIONSHIPS	Championships	Coach of the Year
Avery Johnson, Alabama	0	0	0
Mike Anderson, Arkansas	1	1	1
Bruce Pearl, Auburn	7	2	7
Michael White, Florida	3	0	2
Mark Fox, Georgia	4	0	3
John Calipari, Kentucky	13	12	9
Johnny Jones, LSU	1	2	0
Kim Anderson, Missouri	6	4	2
Andy Kennedy, Ole Miss	0	1	2
Ben Howland, Mississippi State	7	5	3
Frank Martin, South Carolina	0	0	1
Rick Barnes, Tennessee	3	1	5
Billy Kennedy, Texas A&M	4	2	3
Kevin Stallings, Vanderbilt	2	3	3
TOTALS	51	33	41

CALIPARI VS. ALL OPPONENTS

Alabama..... 8-3	George Mason..... 1-0	Missouri..... 5-2	Southern Cal..... 3-0
Albany..... 1-0	Georgetown..... 2-1	Montana State..... 1-0	Southern Miss..... 15-4
Arizona..... 1-1	George Washington..... 8-9	Morehead State..... 2-0	Southwest Texas St..... 1-0
Arizona State..... 0-1	Georgia..... 9-2	Murray State..... 1-0	St. Bonaventure..... 17-1
Arkansas..... 7-6	Georgia Tech..... 1-1	Nevada..... 1-0	St. John's..... 1-0
Arkansas-Little Rock..... 3-0	Gonzaga..... 4-0	New Hampshire..... 5-0	St. Joseph's..... 15-5
Arkansas-Pine Bluff..... 1-0	Grand Canyon..... 1-0	NJIT..... 1-0	St. Mary's..... 1-0
Arkansas State..... 4-0	Hampton..... 1-0	New Mexico..... 1-0	St. Peter's..... 1-0
Auburn..... 8-0	Hartford..... 2-0	New Orleans..... 1-0	Stanford..... 3-2
Austin Peay..... 6-1	Harvard..... 1-0	North Carolina..... 5-2	Syracuse..... 3-2
Baylor..... 1-2	Holy Cross..... 4-1	North Carolina State..... 1-0	TCU..... 5-1
Belmont..... 2-0	Houston..... 17-3	North Texas..... 1-0	Temple..... 13-11
Boise State..... 1-0	Howard..... 1-0	Northeastern..... 2-1	Tennessee..... 12-5
Boston University..... 7-1	Illinois..... 1-1	Northern Kentucky..... 1-0	Tennessee Martin..... 4-0
Boston College..... 2-0	Illinois State..... 1-0	Northwestern State..... 2-0	Tennessee Tech..... 1-0
Bradley..... 1-0	Indiana..... 3-1	Notre Dame..... 2-1	Texas..... 2-2
Bucknell..... 1-0	Iowa..... 0-1	Oakland..... 1-0	Texas A&M..... 4-1
Buffalo..... 2-0	Iowa State..... 2-0	Ohio State..... 1-1	Texas Arlington..... 3-0
BYU..... 1-0	Jackson State..... 2-0	Oklahoma..... 4-1	Towson State..... 1-0
Cal State Northridge..... 1-0	Kansas..... 3-3	Oklahoma State..... 0-2	Tulane..... 15-0
Central Conn. St..... 2-0	Kansas State..... 2-0	Old Dominion..... 2-0	Tulsa..... 11-1
Charlotte..... 2-3	Keene State..... 1-0	Oral Roberts..... 1-0	UAB..... 14-3
Chattanooga..... 2-0	Kentucky..... 2-4	Oregon State..... 1-0	UCF..... 6-0
Christian Brothers..... 2-0	Lafayette (Pa.)..... 1-0	Pennsylvania..... 3-0	UCLA..... 3-1
Cincinnati..... 6-7	Lamar..... 4-0	Penn State..... 4-4	UNC Asheville..... 2-0
Cleveland State..... 3-0	LaSalle..... 3-0	Pepperdine..... 1-0	UNC Greensboro..... 1-0
Coastal Carolina..... 1-0	LIU-Brooklyn..... 1-0	Pittsburgh..... 2-1	UNC Wilmington..... 1-0
Colorado..... 1-1	Lipscomb..... 1-0	Portland..... 3-0	USF..... 9-1
Colorado State..... 1-1	Long Beach State..... 1-0	Princeton..... 2-0	Utah..... 1-1
Columbia..... 1-0	Louisiana-Lafayette..... 2-0	Providence..... 3-1	UTEP..... 6-0
Connecticut..... 2-5	Louisiana Tech..... 1-1	Purdue..... 2-1	Vanderbilt..... 10-3
Coppin State..... 1-0	Louisville..... 13-6	Radford..... 1-0	Vermont..... 2-0
Cornell..... 1-0	LSU..... 8-1	Rhode Island..... 16-2	Villanova..... 2-0
Dartmouth..... 1-0	Loyola..... 1-0	Rice..... 4-0	Virginia..... 0-1
Dayton..... 1-0	Lowell..... 2-1	Richmond..... 1-0	Virginia Tech..... 2-0
DePaul..... 4-2	Manhattan..... 2-0	Rider..... 1-0	Wake Forest..... 2-1
Detroit..... 1-0	Marist..... 2-0	Robert Morris..... 2-1	Washington..... 1-0
Drexel..... 2-0	Marshall..... 6-0	Rutgers..... 11-4	Western Kentucky..... 2-0
Duke..... 1-2	Marquette..... 3-1	Saint Louis..... 4-3	West Virginia..... 12-7
Duquesne..... 11-4	Maryland..... 5-3	Sam Houston State..... 1-0	Wichita State..... 1-0
East Carolina..... 7-0	Massachusetts..... 1-0	Samford..... 3-0	Winthrop..... 2-0
East Tennessee State..... 3-0	Memphis..... 1-0	Santa Clara..... 1-0	Wisconsin..... 1-1
Eastern Kentucky..... 2-0	Miami (Fla.)..... 0-1	Savannah State..... 1-0	Wisconsin-Milwaukee..... 1-0
Eastern Michigan..... 2-0	Miami (Ohio)..... 2-0	Seton Hall..... 1-0	Wofford..... 1-0
Fairfield..... 1-0	Michigan..... 1-0	Siena..... 4-0	Wright State..... 1-0
Florida..... 12-5	Michigan State..... 1-1	SMU..... 8-0	Xavier..... 2-2
Florida State..... 1-1	Middle Tennessee..... 3-0	South Carolina..... 10-2	Yale..... 1-0
Florida Tech..... 0-1	Mississippi..... 11-4	South Connecticut..... 1-0	
Fordham..... 5-0	Mississippi State..... 8-0	South Florida..... 1-0	
Furman..... 1-0	Mississippi Valley St..... 1-0	S. Louisiana..... 1-0	

NCAA DIVISION I ACTIVE WINNINGEST COACHES

(On-Court By Percentage - Min. 10 yrs. at Division I level)

NO.	COACH/TEAM	YRS.	PCT.
1.	Mark Few/Gonzaga	16	.810
2.	Roy Williams/UNC	27	.788
3.	John Calipari/Kentucky	23	.781
4.	Mike Krzyzewski/Duke	40	.767
5.	Bo Ryan/Wisconsin	31	.764

SINCE 2005-06 ...

Since the 2005-06 season, John Calipari's on-court record ranks him as the winningest coach. Totals through Nov. 30, 2015:

COACH	RECORD
1. John Calipari	334-52
2. Bill Self	309-63
3. Mike Krzyzewski	303-65
4. Roy Williams	285-87
5. Mark Few	284-67

MISCELLANEOUS ON-COURT RECORDS

Overall Record:.....642-178 (.783)
 March/April Record:.....139-40 (.781)
 NCAA Record:.....47-15 (.770)
 Record in Conference Games:.....290-86 (.771)
 Record in Conference Tournament:.....47-12 (.797)

- Calipari owns the most single-season wins with 38, tying his own record (Memphis in '08 and UK in '12) in 2016 with 38 wins
- Calipari is one of two coaches (Roy Williams) in NCAA Division I history to have 400 or more wins in the first 16 years as a head coach. Calipari had 416 wins in his first 16 years
- Calipari is the winningest coach in NCAA Division I history for a five-year span with 173 victories (2008-12)
- Calipari is the first coach in NCAA Division I history to record five straight on-court 30-win seasons. Memphis hit the 30-win plateau from 2006-09
- Calipari is one of only two coaches (Rick Pitino) to lead three different schools to a Final Four
- Calipari is one of only three coaches (John Wooden, Mike Krzyzewski) to go to four Final Fours in five seasons
- Calipari started with a 54-0 record in Rupp Arena as head coach of the Wildcats
- Calipari has 25 players that have been chosen in the NBA Draft (19 first-round picks) over the last six seasons
- Calipari has more wins (327) in a 10-year period (2006-15) than any other coach in college basketball history

CALIPARI ERA SINGLE-GAME INDIVIDUAL RECORDS

MOST POINTS

Pts.	Player vs. Opponent	Date
35	Terrence Jones vs. Auburn	1-11-11
32	Doron Lamb vs. Winthrop	12-22-10
30	Brandon Knight vs. W. Va.	3-19-11
29	Eric Bledsoe vs. ETSU	3-18-10
29	Terrence Jones vs. Oklahoma	11-22-10
29	Julius Randle vs. Belmont	12-21-13
28	Anthony Davis vs. Vanderbilt	2-25-12
28	Archie Goodwin vs. Morehead St.	11-21-12
28	Aaron Harrison vs. Robert Morris	11-17-13
27	DeMarcus Cousins at S. Carolina	1-26-10
27	DeMarcus Cousins vs. S. Houston	11-19-09
27	Anthony Davis vs. Arkansas	1-17-12
27	Terrence Jones at LSU	1-28-12
27	Terrence Jones vs. Notre Dame	12-8-10
27	Julius Randle vs. Michigan St.	11-12-13
26	Aaron Harrison vs. Ole Miss	1-6-15
26	Andrew Harrison vs. Tennessee	1-18-14
26	Brandon Knight at Arkansas	2-23-11
26	Skal Labissiere vs. Albany	11-14-15
26	Doron Lamb vs. Samford	12-20-11
26	Doron Lamb vs. Penn State	11-19-11
26	Kyle Wiltjer at Ole Miss	1-29-13
26	James Young vs. Miss. St.	1-8-14
26	James Young vs. UT Arlington	11-19-13
25	Eric Bledsoe at Florida	1-12-10
25	Terrence Jones at Vanderbilt	2-12-11
25	Terrence Jones vs. ETSU	11-12-10
25	Brandon Knight at Louisville	12-31-10
25	Julius Randle at Ole Miss	2-18-14
25	Karl Towns vs. Notre Dame	3-28-15
25	John Wall vs. UConn	12-9-09

Active: 26, Skal Labissiere vs. Albany (11-14-15)
SEC: 35, Terrence Jones vs. Auburn (1-11-11)
Postseason: 30, Brandon Knight vs. WVU (3-19-11)
SEC Tourney: 23, John Wall vs. Alabama (3-12-10)
NCAA Tourney: 30, Brandon Knight vs. WVU (3-19-11)
Rupp Arena: 35, Terrence Jones vs. Auburn (1-11-11)
On the Road: 27, Terrence Jones at LSU (1-28-12)
SEC Road: 27, Terrence Jones at LSU (1-28-12)
Ranked Opp.: 30, Brandon Knight vs. WVU (3-19-11)
Freshman: 35, Terrence Jones vs. Auburn (1-11-11)
Sophomore: 27, Terrence Jones at LSU (1-28-12)
Junior: 24, Darius Miller vs. Florida (2-26-11)
Senior: 24, Julius Mays vs. Missouri (2-23-13)
Opener: 25, Terrence Jones vs. ETSU (11-12-10)
SEC Opener: 26, Aaron Harrison vs. Ole Miss (1-6-15)

***In some cases, the most recent occurrence is listed*

MOST POINTS IN AN SEC GAME

Pts.	Player vs. Opponent	Date
35	Terrence Jones vs. Auburn	1-11-11
28	Anthony Davis vs. Vanderbilt	2-25-12
27	DeMarcus Cousins at S. Carolina	1-26-10
27	Anthony Davis vs. Arkansas	1-17-12
27	Terrence Jones at LSU	1-28-12
26	Aaron Harrison vs. Ole Miss	1-6-15
26	Andrew Harrison vs. Tennessee	1-18-14
26	Brandon Knight at Arkansas	2-23-11
26	Kyle Wiltjer at Ole Miss	1-29-13
26	James Young vs. Miss. State	1-8-14
25	Eric Bledsoe at Florida	1-12-10
25	Terrence Jones at Vanderbilt	2-12-11
25	Julius Randle at Ole Miss	2-18-14
26	James Young vs. Miss. State	1-8-14
25	Eric Bledsoe at Florida	1-12-10
25	Terrence Jones at Vanderbilt	2-12-11
25	Julius Randle at Ole Miss	2-18-14

MOST POINTS IN A HALF

Pts.	Player vs. Opponent	Date
23	Julius Randle ² vs. Mich. State	11-12-13
22	Eric Bledsoe ² vs. Morehead St.	11-13-09
22	Terrence Jones ² vs. Auburn	1-11-11
20	DeMarcus Cousins ² vs. Asheville	11-30-09
20	Terrence Jones ² at Georgia	1-8-11
19	Archie Goodwin ² at Louisville	12-29-12
19	Aaron Harrison ¹ vs. R. Morris	11-17-13
19	John Wall ² vs. UConn	12-9-09
18	DeMarcus Cousins ¹ vs. Sam Houston	11-19-09

18	Anthony Davis ² vs. Louisville	12-31-11
18	Anthony Davis ¹ at S. Carolina	2-4-12
18	Josh Harrellson ² at Louisville	12-31-10
18	Aaron Harrison ² vs. Belmont	12-21-13
18	Aaron Harrison ² at Florida	2-7-15
18	Skal Labissiere¹ vs. Albany	11-14-15
18	Kyle Wiltjer ² vs. Loyola	12-22-11
	<i>1 - First Half; 2 - Second Half</i>	

MOST POINTS OFF THE BENCH

Pts.	Player vs. Opponent	Date
35	Terrence Jones vs. Auburn	1-11-11
32	Doron Lamb vs. Winthrop	12-22-10
26	Kyle Wiltjer at Ole Miss	1-29-13
24	Doron Lamb at North Carolina	12-4-10
24	Kyle Wiltjer vs. Loyola	12-22-11
23	Kyle Wiltjer vs. Lipscomb	12-15-12
20	Doron Lamb vs. ETSU	11-12-10
20	Doron Lamb at Ole Miss	2-1-11

MOST 3-POINTERS MADE

3's	Player vs. Opponent	Date
8	Eric Bledsoe vs. ETSU	3-18-10
7	Doron Lamb vs. Winthrop	12-22-10
7	Kyle Wiltjer vs. Lipscomb	12-15-12
7	Kyle Wiltjer vs. Lafayette	11-16-12
6	Darnell Dodson vs. Hartford	12-29-09
6	Darius Miller vs. South Carolina	2-19-11

MOST FREE THROWS

FTs	Player vs. Opponent	Date
13	Julius Randle vs. Belmont	12-21-13
13	Julius Randle at Ole Miss	2-18-14
12	Anthony Davis vs. Louisville	12-31-11
12	Archie Goodwin vs. Morehead St.	11-21-12
12	Archie Goodwin at Ole Miss	1-29-13
12	Dakari Johnson vs. UT Arlington	11-25-14
11	Aaron Harrison at S. Carolina	3-1-14
11	Terrence Jones vs. LSU	1-15-11
11	Terrence Jones vs. St. John's	12-1-11
11	Julius Randle vs. UNC Asheville	11-8-13

MOST REBOUNDS

Rebs	Player vs. Opponent	Date
19	Michael Kidd-Gilchrist vs. Louisville	12-31-11
18	DeMarcus Cousins vs. S. Houston	11-19-09
18	DeMarcus Cousins vs. Louisville	1-2-10
18	Anthony Davis vs. Chattanooga	12-17-11
18	Patrick Patterson vs. Rider	11-21-09
17	Terrence Jones at Washington	11-23-10
17	Terrence Jones vs. N. Dame	12-8-10
16	Anthony Davis vs. Kansas	4-2-12
16	Anthony Davis vs. UALR	1-3-12
16	Nerlens Noel vs. Baylor	12-1-12
16	Julius Randle vs. UNC Asheville	11-8-13
16	Julius Randle vs. LSU	3-14-14
15	DeMarcus Cousins vs. Tennessee	3-13-10
15	Anthony Davis vs. St. John's	12-1-11
15	Terrence Jones vs. UConn	4-2-11
15	Julius Randle vs. R. Morris	11-17-13
15	Julius Randle vs. Cleveland St.	11-25-13
15	Julius Randle vs. LSU	2-22-14
15	Julius Randle at S. Carolina	3-1-14
15	Julius Randle vs. Kansas State	3-21-14

Active: 13, Alex Poythress vs. UNC Asheville, 11-8-13
SEC: 15, Julius Randle vs. LSU, 2-22-14
Postseason: 16, Julius Randle vs. LSU, 3-14-14
SEC Tourney: 16, Julius Randle vs. LSU, 3-14-14
NCAA Tourney: 16, Anthony Davis vs. Kanas, 4-2-12
Rupp Arena: 19, Michael Kidd-Gilchrist vs. Louisville, 12-31-11
On the Road: 17, Terrence Jones at Washington, 11-23-10
SEC Road: 15, Julius Randle at S. Carolina, 3-1-14
Ranked Opp.: 19, Michael Kidd-Gilchrist vs. Louisville, 12-31-11
Freshman: 19, Michael Kidd-Gilchrist vs. Louisville, 12-31-11
Sophomore: 13, Dakari Johnson vs. G. Canyon, 11-14-14
Junior: 18, Patrick Patterson vs. Rider, 11-21-09
Senior: 14, Josh Harrellson at Arkansas, 2-23-11
Opener: 16, Julius Randle vs. UNC Ash., 11-8-13
SEC Opener: 12, Willie Cauley-Stein vs. Ole Miss, 1-6-15)

***In some cases, the most recent occurrence is listed*

CALIPARI ERA SINGLE-GAME INDIVIDUAL RECORDS

MOST OFFENSIVE REBOUNDS

Rebs	Player vs. Opponent	Date
9	Willie Cauley-Stein vs. Arkansas	2-27-14
9	DeMarcus Cousins vs. Ole Miss	2-2-10
9	Patrick Patterson vs. Rider	11-21-09
8	DeMarcus Cousins vs. S. Houston	11-19-09
8	DeMarcus Cousins vs. Vanderbilt	1-30-10
8	Dakari Johnson vs. G. Canyon	11-14-14
8	Patrick Patterson at Indiana	12-12-09

MOST DEFENSIVE REBOUNDS

Rebs	Player vs. Opponent	Date
15	Terrence Jones vs. Notre Dame	12-8-10
14	DeMarcus Cousins vs. Louisville	1-2-10
13	Anthony Davis vs. Chattanooga	12-17-11
13	Anthony Davis vs. LSU	3-9-12
13	Michael Kidd-Gilchrist vs. Louisville	12-31-11
13	Terrence Jones vs. Washington	11-23-10
12	Anthony Davis vs. UALR	1-3-12
12	Anthony Davis vs. Louisville	3-31-12
12	Anthony Davis vs. Kansas	4-2-12
12	Julius Randle vs. Kansas State	3-21-14
12	Karl-Anthony Towns vs. Georgia	2-3-15

MOST ASSISTS

Assts.	Player vs. Opponent	Date
16	John Wall vs. Hartford	12-29-09
14	John Wall vs. UNC Asheville	11-30-09
11	John Wall vs. Rider	11-21-09
11	John Wall vs. E. Tennessee St.	3-18-10
10	Julius Mays vs. Lafayette	11-16-12
10	Marquis Teague vs. Florida	2-7-12
9	Archie Goodwin vs. LIU-Brook.	11-23-12
9	Andrew Harrison vs. Georgia	3-15-14
9	Andrew Harrison vs. Auburn	2-21-15
9	Brandon Knight vs. S. Carolina	2-19-11
9	DeAndre Liggins vs. Winthrop	12-22-10
9	Marquis Teague vs. Arkansas	1-17-12
9	John Wall vs. Vanderbilt	1-30-10
9	John Wall vs. Tennessee	3-13-10
9	John Wall vs. Mississippi St.	3-14-10

Active: 8, Jamal Murray, vs. Albany, 11-13-15
SEC: 10, Marquis Teague vs. Florida, 2-7-12
Postseason: 11, John Wall vs. E. Tennessee St., 3-18-10
SEC Tourney: 9, Andrew Harrison vs. Georgia, 3-15-14
NCAA Tourney: 11, John Wall vs. E. Tenn. St., 3-18-10
Rupp Arena: 16, John Wall vs. Hartford, 12-29-09
On the Road: 8, Ryan Harrow at Auburn, 1-19-13
SEC Road: 8, Ryan Harrow at Auburn, 1-19-13
Ranked Opp.: 8, Tyler Ulis vs. N. Carolina, 12-13-14
Freshman: 16, John Wall vs. Hartford, 12-29-09
Sophomore: 9, Andrew Harrison vs. Auburn, 2-21-15
Junior: 9, DeAndre Liggins vs. Winthrop, 12-22-10
Senior: 10, Julius Mays vs. Lafayette, 11-16-12
Opener: 8, Jamal Murray, vs. Albany, 11-13-15
SEC Opener: 7, Tyler Ulis vs. Ole Miss, 1-6-15

***In some cases, the most recent occurrence is listed*

MOST POINTS-REBOUNDS-ASSISTS

P-R-A	Player vs. Opponent	Date
47 (27-17-3)	Terrence Jones vs. Notre Dame	12-8-10
45 (27-18-0)	DeMarcus Cousins vs. Sam Houston	11-19-09
45 (29-13-3)	Terrence Jones vs. Oklahoma	11-22-10
44 (24-19-1)	Michael Kidd-Gilchrist vs. Louisville	12-31-11
42 (35-8-0)	Terrence Jones vs. Auburn	1-11-11
41 (27-14-0)	Anthony Davis vs. Arkansas	1-17-12
41 (27-13-1)	Julius Randle vs. Michigan State	11-12-13
41 (26-10-5)	James Young vs. Mississippi State	1-8-14
40 (22-9-9)	Archie Goodwin vs. LIU-Brooklyn	11-23-12
40 (23-16-1)	Julius Randle vs. UNC Asheville	11-8-13
39 (27-12-0)	DeMarcus Cousins at South Carolina	1-26-10
39 (18-18-3)	DeMarcus Cousins vs. Louisville	1-2-10
39 (28-11-0)	Anthony Davis vs. Vanderbilt	2-25-12
39 (22-16-1)	Anthony Davis vs. UALR	1-3-12
39 (23-14-2)	Josh Harrellson at Louisville	12-31-10
39 (25-12-2)	Terrence Jones vs. ETSU	11-12-10
39 (26-8-5)	Brandon Knight at Arkansas	2-23-11
39 (29-10-0)	Julius Randle vs. Belmont	12-21-13
39 (22-14-3)	Julius Randle vs. Northern Ky.	11-10-13
38 (28-6-4)	Archie Goodwin vs. Morehead St.	11-21-12
38 (19-18-1)	Patrick Patterson vs. Rider	11-21-09

38 (25-13-0)	Julius Randle at Ole Miss	2-18-14
38 (21-6-11)	John Wall vs. Rider	11-21-09

MOST MINUTES WITHOUT A TURNOVER

Mins.	Player vs. Opponent	Date
44	Darius Miller at Arkansas	2-23-11
41	Aaron Harrison vs. LSU	2-22-14
40	Tyler Ulis vs. Duke	11-17-15
40	Aaron Harrison vs. Ole Miss	1-6-15
40	Alex Poythress vs. Missouri	2-23-13
39	Anthony Davis vs. Alabama	1-21-12
39	Ryan Harrow at Louisville	12-29-12
39	Michael Kidd-Gilchrist vs. Louisville	12-31-11
39	Nerlens Noel vs. Texas A&M	1-12-13

MOST BLOCKED SHOTS

Blks.	Player vs. Opponent	Date
12	Nerlens Noel at Ole Miss	1-29-13
9	Willie Cauley-Stein vs. Boise State	12-10-13
9	Willie Cauley-Stein vs. Providence	12-1-13
8	Anthony Davis at S. Carolina	2-4-12
8	Anthony Davis vs. St. John's	12-1-11
8	Nerlens Noel at Alabama	1-22-13
7	Willie Cauley-Stein vs. E. Michigan	11-27-13
7	Willie Cauley-Stein vs. Missouri	2-23-13
7	Anthony Davis vs. WKU	3-15-12
7	Anthony Davis at Vanderbilt	2-11-12
7	Anthony Davis vs. Tennessee	1-31-12
7	Anthony Davis vs. Arkansas	1-17-12
7	Anthony Davis vs. S. Carolina	1-7-12
7	Anthony Davis vs. Kansas	11-15-11
7	Nerlens Noel at Auburn	1-19-13
7	Nerlens Noel vs. Texas A&M	1-12-13
7	Nerlens Noel vs. Lipscomb	12-15-12
7	Nerlens Noel vs. Portland	12-8-12
7	Karl-Anthony Towns vs. Vanderbilt	1-20-15

Active: 4, Skal Labissiere vs. Albany, 11-13-15
SEC: 12, Nerlens Noel at Ole Miss, 1-29-13
Postseason: 7, Anthony Davis vs. WKU, 3-15-12
SEC Tourney: 6, Anthony Davis vs. LSU, 3-11-12
NCAA Tourney: 7, Anthony Davis vs. WKU, 3-15-12
Rupp Arena: 9, Willie Cauley-Stein vs. Boise St., 12-10-13
On the Road: 12, Nerlens Noel at Ole Miss, 1-29-13
SEC Road: 12, Nerlens Noel at Ole Miss, 1-29-13
Ranked Opp.: 12, Nerlens Noel at Ole Miss, 1-29-13
Freshman: 12, Nerlens Noel at Ole Miss, 1-29-13
Sophomore: 9, Willie Cauley-Stein vs. Boise St., 12-10-13
Junior: 4, Willie Cauley-Stein vs. Arkansas, 2-28-15
Senior: 6, Josh Harrellson vs. Penn, 1-3-11
Opener: 5, Anthony Davis vs. Marist, 11-11-11
SEC Opener: 7, Anthony Davis vs. S. Carolina, 1-7-12
***In some cases, the most recent occurrence is listed*

MOST STEALS

Stls.	Player vs. Opponent	Date
6	Willie Cauley-Stein vs. Georgia	1-25-14
6	Nerlens Noel vs. Baylor	12-1-12
6	John Wall vs. UConn	12-9-09
6	John Wall vs. UNC Asheville	11-30-09
5	Willie Cauley-Stein vs. Texas	12-5-14
5	Aaron Harrison vs. Arkansas	2-28-15
5	DeAndre Liggins vs. Tennessee	2-8-11
5	Darius Miller at Portland	11-19-10

Active: 4, Jamal Murray vs. Duke, 11-17-15
SEC: 6, Willie Cauley-Stein vs. Georgia, 1-25-14
Postseason: 5, John Wall vs. Miss. State, 3-14-10
SEC Tourney: 5, John Wall vs. Miss. State, 3-14-10
NCAA Tourney: 4, Andrew Harrison vs. W. Virginia, 3-26-15
Rupp Arena: 6, Willie Cauley-Stein vs. Georgia, 1-25-14
On the Road: 5, Darius Miller at Portland, 11-19-10
SEC Road: 3, Andrew Harrison at Florida, 3-8-14
Ranked Opp.: 5, Aaron Harrison vs. Arkansas, 2-28-15
Freshman: 6, Nerlens Noel vs. Baylor, 12-1-12
Sophomore: 6, Willie Cauley-Stein vs. Georgia, 1-25-14
Junior: 5, Willie Cauley-Stein vs. Texas, 12-5-14
Senior: 4, Josh Harrellson vs. Princeton, 3-17-11
Opener: 4, Aaron Harrison vs. UNC Asheville, 11-8-13
SEC Opener: 3, Willie Cauley-Stein vs. Ole Miss, 1-6-15
***In some cases, the most recent occurrence is listed*

CALIPARI ERA SINGLE-GAME SCORING RECORDS

MOST POINTS

Pts.(Score)	Opp.	Date
110 (110-75)	Auburn	2/21/15
108 (108-58)	Marist	11/11/11
105 (105-76)	UT Arlington	11/19/13
104 (104-75)	LIU Brooklyn	11/23/12
104 (104-61)	Hartford	12/29/09
102 (102-90)	vs. Indiana	3/23/12
102 (102-92)	Sam Houston	11/19/09
101 (101-49)	Lafayette	11/16/12
101 (101-70)	Arkansas	1/23/10
100 (100-71)	vs. ETSU	3/18/10

MOST PTS. IN RUPP ARENA WIN

Pts.(Score)	Opp.	Date
110 (110-75)	Auburn	2/21/15
108 (108-58)	Marist	11/11/11
105 (105-76)	UT Arlington	11/19/13
104 (104-75)	LIU Brooklyn	11/23/12
104 (104-61)	Hartford	12/29/09
102 (102-92)	Sam Houston	11/19/09
101 (101-49)	Lafayette	11/16/12
101 (101-70)	Arkansas	1/23/10
93 (93-80)	Belmont	12/21/13
93 (93-63)	Northern Ky.	11/10/13

FEWEST POINTS IN NCAA TOURNEY

Pts.(Score)	Opp.	Date
54 (54-60)	vs. UConn	4/7/14
55 (55-56)	vs. UConn	4/2/11
56 (56-49)	vs. Kansas St.	3/21/14
59 (59-57)	vs. Princeton	3/17/11
62 (62-60)	vs. Ohio State	3/25/11
62 (62-45)	vs. Cornell	3/25/10
64 (64-71)	vs. Wisconsin	4/4/15
64 (64-51)	vs. Cincinnati	3/21/15
66 (66-73)	vs. W. Virginia	3/27/10
67 (67-59)	vs. Kansas	4/2/12

MOST POINTS IN A LOSS

Pts.(Score)	Opp.	Date
85 (85-87)	at Arkansas	1/14/14
82 (82-87)	at LSU	1/28/14
77 (77-82)	at N. Carolina	12/14/13
77 (77-80)	at Louisville	12/19/12
76 (76-77)	at Arkansas	2/23/11
74 (74-78)	vs. Michigan St.	11/12/13
73 (73-75)	at N. Carolina	12/4/10
72 (72-73)	at Indiana	12/10/11
71 (71-83)	Texas A&M	1/12/13
70 (70-77)	at Georgia	1/8/11

MOST PTS. IN ROAD GAME WIN

Pts.(Score)	Opp.	Date
90 (90-73)	at Indiana	12/12/09
89 (89-77)	at Florida	1/12/10
87 (87-74)	at Ole Miss	1/29/13
86 (86-52)	at S. Carolina	2/4/12
84 (84-79)	at Missouri	2/1/14
84 (84-70)	at Ole Miss	2/18/14
81 (81-55)	at LSU	2/6/10
81 (81-75)	at Miss. State	2/16/10
80 (80-69)	at Georgia	3/3/10
78 (78-63)	at Louisville	12/31/10

FEWEST PTS. IN SEC TOURNEY

Pts.(Score)	Opp.	Date
48 (48-64)	vs. Vanderbilt	3/15/13
60 (60-61)	vs. Florida	3/16/14
60 (60-51)	vs. LSU	3/9/12
64 (64-49)	vs. Florida	3/13/15
64 (64-71)	vs. Vanderbilt	3/11/12
70 (70-58)	vs. Georgia	3/15/14
70 (70-54)	vs. Florida	3/13/11
72 (72-58)	vs. Alabama	3/12/11
73 (73-67)	vs. Alabama	3/12/10
74 (74-71)	vs. Florida	3/10/12
74 (74-45)	vs. Tennessee	3/13/10

MOST POINTS IN A WIN OVER RANKED TEAM

Pts.(Score)	Opp.	Date
102 (102-90)	vs. Indiana	3/23/12
87 (87-74)	at Ole Miss	1/29/13
85 (85-72)	Vanderbilt	1/30/10
85 (85-75)	Ole Miss	2/2/10
84 (84-70)	North Carolina	12/13/14
84 (84-67)	Arkansas	2/28/15
82 (82-70)	vs. Baylor	3/25/12
78 (78-63)	vs. Arkansas	3/15/15
78 (78-39)	vs. West Virginia	3/26/15
78 (78-76)	vs. Wichita St.	3/23/14
78 (78-58)	Florida	2/7/12
78 (78-63)	at Louisville	12/31/10

MOST POINTS/HALF

Pts.	Opp.	Date
63 ²	Marist	11/11/11
63 ²	UT Arlington	11/19/13
58 ²	Auburn	2/21/15
57 ¹	Arkansas	1/23/10
57 ¹	Hartford	12/29/09
56 ¹	Drexel	12/21/09
55 ¹	LIU-Brooklyn	11/23/12
55 ¹	UT Arlington	11/25/14
54 ¹	vs. East Tenn. State	3/18/10
53 ¹	Sam Houston	11/19/09
53 ²	Penn	1/3/11

¹ - First Half; ² - Second Half

FEWEST PTS. IN RUPP ARENA

Pts.(Score)	Opp.	Date
55 (55-64)	Baylor	12/1/12
56 (56-46)	Columbia	12/10/14
58 (58-38)	Providence	11/30/14
61 (61-57)	Florida	3/9/13

FEWEST PTS. IN ROAD GAME

Pts.(Score)	Opp.	Date
50 (50-64)	at Notre Dame	11/29/12
52 (52-69)	at Florida	2/12/13
55 (55-48)	at Alabama	3/4/14
55 (55-59)	at Alabama	1/22/13
57 (57-59)	at R. Morris	3/19/13
57 (57-44)	at Georgia	1/24/12
58 (58-50)	at Louisville	12/27/14
58 (58-43)	at S. Carolina	1/24/14
58 (58-88)	at Tennessee	2/16/13
58 (58-56)	at Vanderbilt	2/20/10

MOST PTS. AT NEUTRAL SITE

Pts.(Score)	Opp.	Date
102 (102-90)	vs. Indiana	3/23/12
100 (100-71)	vs. ETSU	3/18/10
94 (94-57)	vs. UNC Ash.	11/30/09
91 (91-67)	vs. Auburn	3/14/15
90 (90-60)	vs. Wake Forest	3/20/10
87 (87-71)	vs. Iowa State	3/17/12
85 (85-67)	vs. LSU	3/14/14
85 (85-47)	vs. Penn State	11/19/11
84 (84-63)	vs. South Florida	11/27/15
83 (83-44)	vs. UCLA	12/20/14

FEWEST POINTS

Pts.(Score)	Opp.	Date
48 (48-64)	vs. Vanderbilt	3/15/13
50 (50-64)	at Notre Dame	11/29/12
52 (52-69)	at Florida	2/12/13
54 (54-60)	vs. UConn	4/7/14
55 (55-48)	Alabama	3/4/14
55 (55-64)	Baylor	12/1/12
55 (55-59)	at Alabama	1/22/13
55 (55-56)	vs. UConn	4/2/11
56 (56-46)	Columbia	12/10/14
56 (56-49)	vs. Kansas St.	3/21/14

FEWEST POINTS/HALF

Pts.	Opp.	Date
19 ²	at Georgia	1/24/12
21 ¹	vs. UConn	4/2/11
22 ¹	at Tennessee	3/6/11
22 ²	at Alabama	1/22/13
22 ²	at Louisville	12/27/14
23 ¹	vs. UConn	12/9/09
23 ¹	vs. Vanderbilt	3/15/13
23 ²	vs. Maryland	11/9/12
23 ²	vs. UConn	4/7/14
23 ¹	Columbia	12/10/14

¹ - First Half; ² - Second Half

MOST PTS. IN NCAA TOURNEY

Pts.(Score)	Opp.	Date
102 (102-90)	vs. Indiana	3/23/12
100 (100-71)	vs. ETSU	3/18/10
90 (90-60)	vs. Wake Forest	3/20/10
87 (87-71)	vs. Iowa State	3/17/12
82 (82-70)	vs. Baylor	3/25/12
81 (81-66)	vs. WKU	3/15/12
79 (79-56)	vs. Hampton	3/19/15
78 (78-39)	vs. West Virginia	3/26/15
78 (78-76)	vs. Wichita St.	3/23/14
76 (76-69)	vs. N. Carolina	3/27/11

FEWEST POINTS IN A WIN

Pts.(Score)	Opp.	Date
55 (55-48)	Alabama	3/4/14
56 (56-46)	Columbia	12/10/14
56 (56-49)	vs. Kansas St.	3/21/14
57 (57-44)	at Georgia	1/24/12
58 (58-38)	Providence	11/30/14
58 (58-50)	at Louisville	12/27/14
58 (58-43)	at S. Carolina	1/24/14
58 (58-56)	at Vanderbilt	2/20/10
59 (59-57)	vs. Princeton	3/17/11
60 (60-58)	at Vanderbilt	1/10/13
60 (60-51)	vs. LSU	3/9/12

MOST PTS. IN SEC TOURNEY

Pts.(Score)	Opp.	Date
91 (91-67)	vs. Auburn	3/14/15
85 (85-67)	vs. LSU	3/14/14
78 (78-63)	vs. Arkansas	3/15/15
75 (75-66)	vs. Ole Miss	3/11/11
75 (75-74)	vs. Miss. State	3/14/10
74 (74-71)	vs. Florida	3/10/12
74 (74-45)	vs. Tennessee	3/13/10
72 (72-58)	vs. Alabama	3/12/11
73 (73-67)	vs. Alabama	3/12/10
70 (70-58)	vs. Georgia	3/15/14
70 (70-54)	vs. Florida	3/13/11

FEWEST PTS. AT NEUTRAL SITE

Pts.(Score)	Opp.	Date
48 (48-64)	vs. Vanderbilt	3/15/13
54 (54-60)	vs. UConn	4/7/14
55 (55-56)	vs. UConn	4/2/11
56 (56-49)	vs. Kansas St.	3/21/14
59 (59-57)	vs. Princeton	3/17/11
60 (60-61)	vs. Florida	3/16/14
60 (60-51)	vs. LSU	3/9/12
62 (62-67)	vs. Baylor	12/6/13
62 (62-52)	vs. ODU	11/20/11
62 (62-60)	vs. Ohio State	3/25/11
62 (62-45)	vs. Cornell	3/25/10

CALIPARI ERA LARGEST MARGINS

VICTORY MARGINS

Margin (Score)	Opponent	Date
+58 (86-28)	Montana State	11/13/14
+52 (101-49)	Lafayette	11/16/12
+50 (108-58)	Marist	11/11/11
+49 (86-37)	Missoui	1/13/15
+48 (92-44)	UT Arlington	11/25/14
+48 (88-40)	Radford	11/23/11
+44 (88-44)	Drexel	12/21/09
+43 (104-61)	Hartford	12/29/09
+40 (85-45)	Grand Canyon	11/14/14
+39 (83-44)	vs. UCLA	12/20/14
+39 (78-39)	vs. W. Virginia	3/26/15

IN RUPP ARENA

Margin (Score)	Opponent	Date
+58 (86-28)	Montana State	11/13/14
+52 (101-49)	Lafayette	11/16/12
+50 (108-58)	Marist	11/11/11
+49 (86-37)	Missoui	1/13/15
+48 (92-44)	UT Arlington	11/25/14
+48 (88-40)	Radford	11/23/11
+44 (88-44)	Drexel	12/21/09
+43 (104-61)	Hartford	12/29/09
+40 (85-45)	Grand Canyon	11/14/14
+38 (87-49)	Robert Morris	11/17/13
+38 (88-50)	Lipscomb	12/15/12
+38 (82-44)	LSU	1/15/11

IN SEC PLAY

Margin (Score)	Opponent	Date
+49 (86-37)	Missoui	1/13/15
+38 (82-44)	LSU	1/15/11
+35 (110-75)	Auburn	2/21/15
+34 (77-43)	South Carolina	2/14/15
+34 (86-52)	at South Carolina	2/4/12
+31 (90-59)	South Carolina	2/19/11
+31 (101-70)	Arkansas	1/23/10
+30 (43-36)	Mississippi State	2/27/13
+30 (79-49)	Georgia	3/1/12
+26 (81-55)	at LSU	2/6/10

ON THE ROAD

Margin (Score)	Opponent	Date
+34 (86-52)	at South Carolina	2/4/12
+31 (79-48)	at Portland	11/19/10
+26 (81-55)	at LSU	2/6/10
+24 (74-50)	at LSU	1/28/12
+22 (70-48)	at Alabama	1/17/15
+22 (75-53)	at Auburn	1/19/13
+18 (66-48)	at Tennessee	2/17/15
+18 (74-56)	at Mississippi State	2/25/15
+17 (90-73)	at Indiana	12/12/09
+16 (69-53)	at Missouri	1/29/15

NEUTRAL SITE

Margin (Score)	Opponent	Date
+39 (83-44)	vs. UCLA	12/20/14
+39 (78-39)	vs. W. Virginia	3/26/15
+38 (85-47)	vs. Penn State	11/19/11
+32 (72-40)	vs. Kansas	11/18/14
+30 (90-60)	vs. Wake Forest	3/20/10
+29 (74-45)	vs. Tennessee	3/13/10
+29 (100-71)	vs. ETSU	3/18/10
+24 (91-67)	vs. Auburn	3/14/15
+23 (79-56)	vs. Hampton	3/19/15
+22 (73-52)	vs. Little Rock	1/3/12

ON THE ROAD IN THE SEC

Margin (Score)	Opponent	Date
+34 (86-52)	at South Carolina	2/4/12
+26 (81-55)	at LSU	2/6/10
+24 (74-50)	at LSU	1/28/12
+22 (75-53)	at Auburn	1/19/13
+22 (70-48)	at Alabama	1/17/15
+18 (66-48)	at Tennessee	2/17/15
+18 (74-56)	at Mississippi State	2/25/15
+16 (69-53)	at Missouri	1/29/15
+15 (68-53)	at Auburn	1/11/12
+15 (74-59)	at Florida	3/4/12
+15 (58-43)	at South Carolina	1/24/15

SEC TOURNAMENT

Margin (Score)	Opponent	Date
+29 (74-45)	vs. Tennessee	3/13/10
+24 (91-67)	vs. Auburn	3/14/15
+18 (85-67)	vs. LSU	3/14/14
+16 (70-54)	vs. Florida	3/13/11
+15 (64-49)	vs. Florida	3/13/15
+15 (78-63)	vs. Arkansas	3/15/15
+14 (72-58)	vs. Alabama	3/12/11
+12 (70-58)	vs. Georgia	3/15/14
+9 (60-51)	vs. LSU	3/9/12
+9 (75-66)	vs. Ole Miss	3/11/11

NCAA TOURNAMENT

Margin (Score)	Opponent	Date
+39 (78-39)	vs. W. Virginia	3/26/15
+30 (90-60)	vs. Wake Forest	3/20/10
+29 (100-71)	vs. ETSU	3/18/10
+23 (79-56)	vs. Hampton	3/19/15
+17 (62-45)	vs. Cornell	3/25/10
+16 (87-71)	vs. Iowa State	3/17/12
+15 (81-66)	vs. WKU	3/15/12
+13 (64-51)	vs. Cincinnati	3/21/15
+12 (102-90)	vs. Indiana	3/23/12
+12 (82-70)	vs. Baylor	3/25/12

KENTUCKY'S 100-POINT GAMES

Points (Score)	Opponent	Date
110 (110-75)	Auburn	2/21/15
108 (108-58)	Marist	11/11/11
105 (105-76)	UT Arlington	11/19/13
104 (104-61)	Hartford	12/29/09
104 (104-75)	LIU Brooklyn	11/23/12
102 (102-92)	Rider	11/21/09
102 (102-90)	Indiana	3/23/12
101 (101-70)	Arkansas	1/23/10
101 (101-49)	Lafayette	11/16/12
100 (100-71)	E. Tennessee St.	3/18/10

YEAR BY YEAR 100-POINT SCORING GAMES

Year	No.
2010	4
2011	0
2012	2
2013	2
2014	1
2015	1
2016	0

CALIPARI ERA SINGLE-GAME TEAM RECORDS

MOST FIELD GOALS

FGs.	Opp.	Date
46	Marist	11/11/11
44	Auburn	2/21/15
42	LIU-Brooklyn	11/23/12
41	Hartford	12/29/09
40	Lafayette	11/16/12
38	Wake Forest	3/20/10
37	Arkansas	1/23/10
36	Sam Houston	11/19/09
36	vs. UNC Ashe.	11/30/09
36	at Florida	1/12/10

FEWEST FIELD GOALS

FGs.	Opp.	Date
14	at S. Carolina	3/1/14
16	Alabama	3/4/14
17	Louisville	12/31/11
17	at Auburn	2/12/14
18	vs. LSU	3/9/12
18	vs. Vanderbilt	3/15/13
18	vs. Florida	3/16/14
18	vs. UConn	4/7/14
18	at Texas A&M	1/10/15
18	at S. Carolina	1/24/15

MOST FIELD-GOAL ATTEMPTS

FGs.	Opp.	Date
77	Arkansas	1/23/10
76	Arkansas	2/27/14
75	Marist	11/11/11
73	at LSU	1/28/14
71	at Georgia	1/8/11
71	at Arkansas	2/23/11
71	Baylor	12/1/12
70	at Florida	1/12/10
70	LSU	1/15/11
70	Grand Canyon	11/14/14

FEWEST FIELD-GOAL ATTEMPTS

FGs.	Opp.	Date
39	at S. Carolina	1/24/15
40	at R. Morris	3/19/13
41	Tennessee	1/31/12
41	Alabama	1/31/15
42	vs. Cleveland St.	11/24/09
42	vs. LSU	3/9/12
42	vs. Providence	12/1/13
42	Florida	2/15/14
43	at Auburn	1/16/10
43	at Arkansas	3/2/13

MOST FREE THROWS

FTs.	Opp.	Date
35	vs. Indiana	3/23/12
33	at S. Carolina	3/1/14
32	Louisville	12/31/11
31	Indiana	12/11/10
31	Morehead St.	11/21/12
30	vs. Baylor	3/25/12
30	UNC Asheville	11/8/13
30	vs. Auburn	3/14/15
29	at N. Carolina	12/14/13
29	<i>Illinois State</i>	11/30/15

FEWEST FREE THROWS

FTs.	Opp.	Date
4	vs. UConn	4/2/11
6	vs. Princeton	3/17/11
6	at Alabama	1/22/13
6	at Florida	2/12/13
6	vs. Michigan	3/30/14
7	vs. Wake Forest	3/20/10
7	at Georgia	1/24/12
7	at Florida	3/4/12
7	vs. UCLA	12/20/14
7	at LSU	2/10/15

MOST FREE-THROW ATTEMPTS

FTs.	Opp.	Date
48	UNC Asheville	11/8/13
46	<i>Illinois State</i>	11/30/15
44	Indiana	12/11/10
44	vs. Baylor	3/25/12
43	Louisville	12/31/11
43	at N. Carolina	12/14/13
42	at S. Carolina	3/1/14
41	Morehead St.	11/21/12
41	vs. LSU	3/14/14
40	Alabama	1/21/12
40	E. Michigan	11/27/13
40	at Arkansas	1/14/14
40	at Auburn	2/12/14
40	Ole Miss	1/6/15

FEWEST FREE-THROW ATTEMPTS

FTs.	Opp.	Date
10	vs. Wisconsin	4/4/15
11	vs. Princeton	3/17/11
11	Georgia	3/1/12
11	Florida	2/7/12
11	at Florida	3/4/12
11	at Alabama	1/22/13
11	at Florida	2/12/13
11	Mississippi St.	2/27/13
11	vs. Michigan	3/30/14
11	at LSU	2/10/15

MOST 3-POINTERS

3s.	Opp.	Date
15	vs. ETSU	3/18/10
15	Georgia	3/1/12
14	Hartford	12/29/09
13	ETSU	11/12/10
12	Vanderbilt	1/30/10
12	Winthrop	12/22/10
12	vs. N. Carolina	3/27/11
12	Chattanooga	12/17/11
12	vs. UCLA	12/20/14

FEWEST 3-POINTERS

3s.	Opp.	Date
1	vs. Alabama	3/12/10
1	Tennessee	1/31/12
1	vs. LSU	3/9/12
1	LSU	2/22/14
1	Texas	12/5/14

MOST 3-POINT ATTEMPTS

3s.	Opp.	Date
33	Arkansas	1/23/10
33	vs. ETSU	3/18/10
33	Chattanooga	12/17/11
32	vs. W. Virginia	3/27/10
28	Hartford	12/29/09
28	vs. Vanderbilt	3/11/12
28	Alabama	3/4/14
28	at Texas A&M	1/10/15
27	vs. UConn	4/2/11
27	Georgia	3/1/12

FEWEST 3-POINT ATTEMPTS

3s.	Opp.	Date
5	at Tennessee	1/14/12
5	vs. Wisconsin	4/5/14
5	vs. Wisconsin	4/4/15
6	Vanderbilt	1/20/15
6	Florida	3/7/15
7	at Indiana	12/10/11
7	vs. Louisville	3/31/12
7	Providence	11/30/14
7	at Missouri	1/29/15

MOST REBOUNDS

Rebs.	Opp.	Date
59	Arkansas	1/23/10
57	Louisville	12/31/11
56	Robert Morris	11/17/13
54	<i>NIIT</i>	11/14/15
53	at LSU	2/6/10
53	at Miss. State	2/16/10
53	Montana St.	11/23/14
53	at Texas A&M	1/10/15
52	E. Michigan	1/2/13
52	E. Michigan	11/27/13

FEWEST REBOUNDS

Rebs.	Opp.	Date
21	at Tennessee	2/16/13
21	Alabama	1/31/15
22	vs. Wisconsin	4/4/15
24	Tennessee	1/18/14
24	North Carolina	12/13/14
24	Georgia	2/3/15
25	at R. Morris	3/19/13
25	vs. Baylor	12/6/13
26	Mississippi St.	2/15/11
26	vs. Princeton	3/17/11

MOST OFFENSIVE REBOUNDS

Rebs.	Opp.	Date
26	Arkansas	2/27/14
24	vs. W. Virginia	3/27/10
24	Grand Canyon	11/14/14
22	Arkansas	1/23/10
22	at Auburn	2/2/14
22	<i>NIIT</i>	11/14/15
21	at Indiana	12/12/09
21	Baylor	12/1/12
21	at S. Carolina	3/1/14
21	Columbia	12/10/14

FEWEST OFFENSIVE REBOUNDS

Rebs.	Opp.	Date
3	at S. Carolina	1/24/14
5	Georgia	1/29/11
5	Mississippi State	2/15/11
5	Alabama	1/31/15
5	Georgia	2/3/15
6	at Florida	2/5/11
6	vs. Princeton	3/17/11
6	Tennessee	1/31/12
6	vs. Louisville	3/31/12
6	at Florida	3/8/14
6	vs. Wisconsin	4/4/15

MOST DEFENSIVE REBOUNDS

Rebs.	Opp.	Date
39	E. Michigan	1/2/13
39	Robert Morris	11/17/13
38	vs. Cleveland St.	11/24/09
38	EKU	12/7/14
38	vs. Hampton	3/19/15
37	Arkansas	1/23/10
37	Louisville	12/31/11
37	at Texas A&M	1/10/15
36	Marist	11/11/11
36	Radford	11/23/11

FEWEST DEFENSIVE REBOUNDS

Rebs.	Opp.	Date
9	at Tennessee	2/16/13
13	North Carolina	12/13/14
15	at Alabama	1/18/11
15	vs. Baylor	12/6/13
16	vs. UConn	11/24/10
16	at Auburn	1/11/12
16	Texas A&M	1/12/13
16	Alabama	1/31/15
16	vs. Wisconsin	4/4/15

CALIPARI ERA SINGLE-GAME TEAM RECORDS

MOST ASSISTS

Assts.	Opp.	Date
30	Hartford	12/29/09
28	vs. UNC Ash.	11/30/09
28	LIU-Brooklyn	11/23/12
25	vs. UCLA	12/20/14
25	Auburn	2/21/15
24	vs. ETSU	3/18/10
24	Marist	11/11/11
24	Boston	11/21/14
23	Lafayette	11/16/12
23	Samford	12/4/12

FEWEST ASSISTS

Assts.	Opp.	Date
5	LSU	2/22/14
6	Vanderbilt	3/1/11
7	vs. Washington	11/23/10
7	at Tennessee	1/14/12
7	Vanderbilt	2/20/13
7	vs. Vanderbilt	3/15/13
7	Boise State	12/10/13
7	at Auburn	2/12/14
7	Arkansas	2/27/14
7	vs. Florida	3/13/15
7	vs. Wisconsin	4/4/15

MOST TURNOVERS

TOS.	Opp.	Date
24	Morehead St.	11/13/09
23	Sam Houston	11/19/09
21	North Carolina	12/5/09
21	vs. ODU	11/20/11
21	Louisville	12/31/11
20	vs. Cleveland St.	11/24/09
20	E. Michigan	11/27/13
20	Albany	11/13/15

FEWEST TURNOVERS

TOS.	Opp.	Date
3	at S. Carolina	2/4/12
3	at Georgia	3/3/15
4	Portland	11/26/11
4	vs. Wisconsin	4/5/14
4	Columbia	12/10/14
5	Alabama	1/31/15

MOST BLOCKS

Blks.	Opp.	Date
18	St. John's	12/1/11
14	at Georgia	3/3/10
13	Marist	11/11/11
13	vs. Kansas	11/15/11
13	Arkansas	1/17/12
13	at Ole Miss	1/29/13
13	vs. UCLA	12/20/14

FEWEST BLOCKS

Blks.	Opp.	Date
1	at Florida	3/8/14
1	vs. Wisconsin	4/5/14
1	at Missouri	1/29/15
1	Alabama	1/31/15
1	Wright State	11/20/15
2	vs. Notre Dame	12/8/10
2	at Georgia	3/7/13
2	vs. Vanderbilt	3/15/13
2	at Vanderbilt	1/11/14
2	vs. Georgia	3/15/14
2	vs. Louisville	3/28/14
2	at Florida	2/7/15

MOST STEALS

Stls.	Opp.	Date
15	Lafayette	11/16/12
13	vs. UConn	12/9/09
12	vs. UNC Ash.	11/30/09
12	Georgia	1/9/10
12	vs. Cornell	3/25/10
12	Portland	11/26/11
12	Lipscomb	12/15/12
12	Providence	11/30/14
12	North Carolina	12/13/14
12	Boston U.	11/24/15

FEWEST STEALS

Stls.	Opp.	Date
0	vs. Baylor	12/6/13
1	Florida	2/26/11
1	vs. W. Virginia	3/19/11
1	at R. Morris	3/19/13
1	vs. Michigan St.	11/12/13

MOST PERSONAL FOULS

Fls.	Opp.	Date
31	at N. Carolina	12/14/13
31	at Arkansas	1/14/14
29	at S. Carolina	3/1/14
28	Vanderbilt	1/30/10
27	vs. W. Virginia	3/27/10
26	at N. Carolina	12/4/10
26	at Georgia	3/7/13
26	Texas	12/5/14
26	at Texas A&M	1/10/15
26	vs. Auburn	3/14/15

FEWEST PERSONAL FOULS

Fls.	Opp.	Date
7	Hartford	12/29/09
8	vs. UNC Ash.	11/30/09
8	Drexel	12/21/09
8	Winthrop	12/22/10
8	vs. Princeton	3/17/11
8	vs. Florida	3/10/12
8	Lafayette	11/16/12
8	Montana St.	11/23/14

HIGHEST FIELD-GOAL PCT.

Pct.	Opp.	Date
.677	LIU-Brooklyn	11/23/12
.647	Auburn	2/21/15
.645	Lafayette	11/16/12
.643	vs. Providence	12/1/13
.614	South Carolina	2/5/13
.613	Marist	11/11/11
.603	Hartford	12/29/09
.603	vs. Wake Forest	3/20/10
.600	Sam Houston	11/19/09
.593	Boston	11/30/10

LOWEST FIELD-GOAL PCT.

Pct.	Opp.	Date
.269	at S. Carolina	3/1/14
.281	at Texas A&M	1/10/15
.296	Baylor	12/1/12
.298	Louisville	12/31/11
.309	at Auburn	2/12/14
.327	Alabama	3/4/14
.339	vs. UConn	4/2/11
.342	Arkansas	2/27/14
.343	vs. W. Virginia	3/27/10
.346	vs. Vanderbilt	3/15/13

HIGHEST FREE-THROW PCT.

Pct.	Opp.	Date
1.000	Austin Peay	12/19/09
1.000	Florida	2/7/12
.958	Tennessee	1/18/14
.955	at Florida	2/7/15
.946	vs. Indiana	3/23/12
.923	at Miss. State	2/25/15
.900	at Ole Miss	2/18/14
.900	vs. Wisconsin	4/4/15

.895	Drexel	12/21/09
.889	Tennessee	1/31/12
.889	at Alabama	1/17/15

min 10 attempts

LOWEST FREE-THROW PCT.

Pct.	Opp.	Date
.333	vs. UConn	4/2/11
.391	ETSU	11/12/10
.412	vs. Wake Forest	3/20/10
.471	Providence	11/30/14
.478	at Louisville	12/29/12
.500	vs. Oklahoma	11/22/10
.500	vs. Vanderbilt	3/15/13
.500	vs. Georgia	3/15/14
.522	vs. Baylor	12/6/13
.529	Auburn	1/11/11

min 10 attempts

HIGHEST 3-POINT PERCENTAGE

Pct.	Opp.	Date
.692	Drexel	12/21/09
.667	Austin Peay	12/19/09
.636	vs. Michigan	3/30/14
.625	Boston	11/30/10
.600	Florida	2/7/12
.583	at Florida	2/5/11
.583	vs. Arkansas	3/15/15
.579	Lafayette	11/16/12
.571	at Missouri	2/1/14
.563	vs. Georgia	3/15/14

min 10 attempts

LOWEST 3-POINT PERCENTAGE

Pct.	Opp.	Date
.077	vs. Alabama	3/12/10
.083	Texas	12/5/14
.091	at Tennessee	2/27/10
.100	Tennessee	1/31/12
.118	Columbia	12/10/14
.125	vs. Cornell	3/25/10
.125	vs. W. Virginia	3/27/10
.125	vs. LSU	3/9/12
.143	Louisville	1/2/10
.143	Georgia	1/9/10

min 10 attempts

HIGHEST REBOUND MARGIN

Mg.	Opp.	Date
+31	NJIT	11/14/15
+30	Grand Canyon	11/14/14
+28	N. Kentucky	11/10/13
+27	vs. Little Rock	1/3/12
+26	Louisville	12/31/11
+25	at Indiana	12/12/09
+25	E. Michigan	1/2/13
+24	South Carolina	2/14/15
+23	Drexel	12/21/09
+23	Robert Morris	11/17/13

LOWEST REBOUND MARGIN

Mg.	Opp.	Date
-18	at Tennessee	2/16/13
-16	vs. Maryland	11/9/12
-16	vs. Baylor	12/6/13
-15	Tennessee	1/18/14
-12	vs. Alabama	3/12/10
-12	at S. Carolina	1/24/14
-12	Georgia	2/3/15
-12	vs. Wisconsin	4/4/15
-11	Texas	12/5/14
-10	at Georgia	3/3/10

PLAYER BIOS

Marcus Lee • 6-9 • 224 • Junior • Forward

Antioch, Calif. (Deer Valley)



Notes

- Leads UK in rebounding with a career-best 7.6 average
- As of Nov. 30, ranks third in the SEC in offensive rebounds per game with a 4.3 average
- Notched his first career double-double with 10 points and 10 rebounds in the win over Duke
- Recorded his second career double-double vs. Wright State with a season-high 13 points and a career-high 12 boards
- Came within two rebounds of a double-double vs. NJIT, scoring 10 points and collecting eight rebounds
- Has scored in double figures in four games this season
- Started all but one of UK's games this year. Did not start any games in 2014-15 but did start four games as a freshman
- Has played in 71 career games, including all 39 in 2014-15
- Named to the 2015 SEC Community Service Team
- Chosen as an Allstate Good Works Team nominee

Did You Know ...

Marcus has a number of pregame superstitions, but one of his superstitions is not telling anyone what they are.

Marcus Lee's 2015-16 Game-by-Game Stats

Opponent	Date	qs	min	Total		3-Pointers		Free throws		Rebounds				pf	a	t/o	blk	stl	pts	avg	
				fg-fga	pct	3fg-fga	pct	ft-fa	pct	off	def	tot	avg								
ALBANY	11/13/15	*	27	5-7	.714	0-0	.000	2-7	.286	5	3	8	8.0	2	3	1	3	0	12	12.0	
NJIT	11/14/15	*	20	4-8	.500	0-0	.000	2-2	1.000	7	1	8	8.0	3	0	0	3	1	10	11.0	
vs #5/4 Duke	11/17/15	*	22	5-10	.500	0-0	.000	0-0	.000	5	5	10	8.7	5	1	1	2	0	10	10.7	
WRIGHT STATE	11/20/15	*	23	0-1	.000	0-0	.000	0-1	.000	1	6	7	8.3	0	0	0	0	1	0	8.0	
BOSTON U.	11/24/15	*	18	4-4	1.000	0-0	.000	1-4	.250	2	0	2	7.0	3	0	2	1	1	9	8.2	
vs USF	11/27/15	*	19	2-5	.400	0-0	.000	0-1	.000	3	3	6	6.8	2	0	0	0	1	4	7.5	
ILLINOIS STATE	11/30/15	*	30	6-8	.750	0-0	.000	1-2	.500	7	5	12	7.6	3	0	1	2	0	13	8.3	
Totals			6	159	26-43	.605	0-0	.000	6-17	.353	30	23	53	7.6	18	4	5	11	4	58	8.3

2015-16 Averages

Games Played	7
Minutes/Game	22.7
Points/Game	8.3
FG Pct	60.5
FT Pct	35.3
Rebounds/Game	7.6
Assists/Game	0.6
Turnovers/Game	0.7
Assist/Turnover Ratio	0.8
Steals/Game	0.6
Blocks/Game	1.6

Season Highs

Points	13 vs. ILLINOIS ST. (11/30/15)
FG Made	6 vs. ILLINOIS ST. (11/30/15)
FG Attempts	10 vs. Duke (11/17/15)
FG Pct (min 5)	.759 (6-8) vs. ILLINOIS ST. (11/30/15)
FT Made	2, twice, last vs. NJIT (11/14/15)
FT Attempts	7 vs. ALBANY (11/13/15)
Rebounds	12 vs. ILLINOIS ST. (11/30/15)
Assists	3 vs. ALBANY (11/13/15)
Steals	1 4x, last vs. USF (11/27/15)
Blocks	3, twice, last vs. NJIT (11/14/15)
Minutes	30 vs. ILLINOIS ST. (11/30/15)
Double-Doubles	2, last vs. ILLINOIS ST. (11/30/15)

Career Highs

Points	17 vs. UNC Asheville (11/8/13)
FG Made	7 vs. UNC Asheville (11/8/13)
FG Atts	10 vs. Duke (11/17/15)
3-FG Made	-
3-FG Atts	-
FTs Made	3, twice, last vs. UCLA (12/20/14)
FTs Atts	7, twice, last vs. ALBANY (11/13/15)
Rebounds	12 vs. ILLINOIS ST. (11/30/15)
Assists	3, twice, last vs. ALBANY (11/13/15)
Steals	1, 7x, last vs. USF (11/27/15)
Blocks	4, twice, last vs. USC (1/24/15)
Minutes	30 vs. ILLINOIS ST. (11/30/15)
Double-Doubles	2, last vs. ILLINOIS ST. (11/30/15)

Marcus Lee's Career Stats

Year	GP-GS	Min-Avg	FG-FGA	Pct	3FG-FGA	Pct	FT-FTA	Pct	Off-Def-Tot-Avg	PF-FO	Ast	TO	Blk	Stl	Pts	Avg
2013-14	25-4	157-6.3	26-42	.619	0-0	.000	7-16	.438	21-15-36-1.4	19-0	2	4	14	0	59	2.4
2014-15	39-0	425-10.9	47-73	.644	0-0	.000	8-25	.320	47-60-107-2.7	61-1	12	18	27	3	102	2.6
2015-16	7-6	159-22.7	26-43	.605	0-0	.000	6-17	.353	30-23-53-7.6	18-1	4	5	11	4	58	8.3
TOTAL	71-10	741-10.4	99-158	.627	0-0	.000	21-58	.362	98-98-196-2.8	98-2	18	27	52	7	219	3.1

PLAYER BIOS

Skal Labissiere • 6-11 • 225 • Freshman • Forward

Port-au-Prince, Haiti (Lausanne Collegiate School)

LABISSIERE

1



Notes

- Preseason All-SEC First Team selection (Coaches and Media)
- Named SEC Co-Freshman of the Week (11/16/15) after averaging team highs in points (17.5) and blocks (3.0) in UK's wins over Albany and NJIT
- He was 7 of 8 from the free-throw line, a new career high in made free throws, in a 17-point performance vs. USF
- Had 26 points, five rebounds and a team-leading three blocks in 20 minutes vs. NJIT
- Against Boston U., he led all scorers with 16 points, adding a season-high seven rebounds and three blocked shots
- Against NJIT he scored 18 points in 13 first-half minutes. Was a perfect 7 of 7 from the floor and 4 of 4 from the free-throw line in the first half
- His 18 points in the first half vs. NJIT tied for the second-most points by a UK player in the first half in the Coach Cal era (Aaron Harrison had 19 vs. Robert Morris on Nov. 17, 2014.)
- Kareem Abdul-Jabbar Watch List

Did You Know ...

Skal can speak three languages fluently – French, Creole and English. He did not speak English before moving to the United States.

Skal Labissiere's 2015-16 Game-by-Game Stats

Opponent	Date	gs	min	Total		3-Pointers		Free throws		Rebounds				pf	a	t/o	blk	stl	pts	avg	
				fg-fga	pct	3fg-fga	pct	ft-fa	pct	off	def	tot	avg								
ALBANY	11/13/15	*	30	3-5	.600	0-0	.000	3-4	.750	1	4	5	5.0	2	0	3	4	0	9	9.0	
NJIT	11/14/15	*	21	10-12	.833	0-0	.000	6-6	1.000	3	2	5	5.0	3	0	3	2	1	26	17.5	
vs #5/4 Duke	11/17/15	*	13	3-5	.600	0-0	.000	1-2	.500	2	2	4	4.7	5	1	2	1	0	7	14.0	
WRIGHT STATE	11/20/15	*	24	6-12	.500	0-0	.000	1-5	.200	2	1	3	4.3	4	0	1	1	0	13	13.8	
BOSTON U.	11/24/15	*	29	7-13	.538	0-0	.000	2-5	.400	2	5	7	4.8	3	0	2	3	1	16	14.2	
vs USF	11/27/15	*	29	5-8	.625	0-0	.000	7-8	.875	0	4	4	4.7	3	2	0	3	1	17	14.7	
ILLINOIS STATE	11/30/15	*	16	0-1	.000	0-0	.000	2-2	1.000	0	2	2	4.3	3	0	1	1	0	2	12.9	
Totals			7	162	34-56	.607	0-0	.000	22-32	.688	10	20	30	4.3	23	3	12	15	3	90	12.9

2015-16 Averages

Games Played	7
Minutes/Game	23.1
Points/Game	12.9
FG Pct	60.7
FT Pct	68.8
Rebounds/Game	4.3
Assists/Game	0.4
Turnovers/Game	1.7
Assist/Turnover Ratio	0.3
Steals/Game	0.4
Blocks/Game	2.1

Season Highs

Points	26 vs. NJIT (11/14/15)
FG Made	10 vs. NJIT (11/14/15)
FG Attempts	13 vs BOSTON (11/24/15)
FG Pct (min 5)	.833 (10-12) vs. NJIT (11/14/15)
FT Made	7 vs. USF (11/27/15)
FT Attempts	8 vs. USF (11/27/15)
FT Pct (min 3 made)	1.000 (6-6) vs. NJIT (11/14/15)
Rebounds	7 vs. BOSTON (11/24/15)
Assists	2 vs. USF (11/27/15)
Steals	1, 3x, last vs USF 11/27/15)
Blocks	4 vs. ALBANY (11/13/15)
Minutes	30 vs. vs ALBANY (11/13/15)
Double-Doubles	-

Career Highs

Points	26 vs. NJIT (11/14/15)
FG Made	10 vs. NJIT (11/14/15)
FG Attempts	13 vs BOSTON (11/24/15)
FG Pct (min 5)	.833 (10-12) vs. NJIT (11/14/15)
FT Made	6 vs. NJIT (11/14/15)
FT Attempts	6 vs. NJIT (11/14/15)
FT Pct (min 3)	1.000 (6-6) vs. NJIT (11/14/15)
Rebounds	7 vs. BOSTON (11/24/15)
Assists	2 vs. USF (11/27/15)
Steals	1, 3x, last vs USF 11/27/15)
Blocks	4 vs. ALBANY (11/13/15)
Minutes	30 vs. vs ALBANY (11/13/15)
Double-Doubles	-

Skal Labissiere's Career Stats

Year	GP-GS	Min-Avg	FG-FGA	Pct	3FG-FGA	Pct	FT-FTA	Pct	Off-Def-Tot-Avg	PF-FO	Ast	TO	Blk	Stl	Pts	Avg
2015-16	7-7	162-23.1	34-56	.607	0-0	.000	22-32	.688	10-20-30-4.3	23-1	3	12	15	3	90	12.9
TOTAL	7-7	162-23.1	34-56	.607	0-0	.000	22-32	.688	10-20-30-4.3	23-1	3	12	15	3	90	12.9

PLAYER BIOS

Tyler Ulis • 5-9 • 160 • Sophomore • Guard

Chicago (Marian Catholic)



Notes

- Left the South Florida game in the first half with a hyperextended elbow injury. He is day to day
- Tied his season high with two made 3s against USF
- Tabbed SEC Co-Player of the Week (11/23/15) after averaging team highs in points (19.5), assists (5.5), steals (2.0) and free-throw percentage (.889) in wins over No. 5/4 Duke and Wright State
- Scored a career-high points in two straight vs. Duke and Wright State
- His 18 points and six assists vs. Duke marked the first time a UK player has recorded at least 18 points and at least six assists vs. an AP top-five matchup since Kyle Macy posted 20 points and six assists vs. LSU on March 1, 1980
- Preseason All-SEC First Team selection (Media and Coaches)
- Lute Olson Award Watch List
- Bob Cousy Award Watch List
- Led the SEC and ranked third nationally in assist-to-turnover ratio as a freshman

Did You Know ...

Tyler idolized Allen Iverson growing up and has always worn No. 3 because of him.

Tyler Ulis' 2015-16 Game-by-Game Stats

Opponent	Date	qs	min	Total		3-Pointers		Free throws		Rebounds				pf	a	t/o	blk	stl	pts	avg	
				fg-fga	pct	3fg-fga	pct	ft-fa	pct	off	def	tot	avg								
ALBANY	11/13/15	*	37	4-9	.444	2-5	.400	2-2	1.000	1	3	4	4.0	3	2	5	0	0	12	12.0	
NJIT	11/14/15	*	31	1-8	.125	0-2	.000	3-4	.750	2	3	5	4.5	1	5	1	0	0	5	8.5	
vs #5/4 Duke	11/17/15	*	40	6-13	.462	0-4	.000	6-6	1.000	0	4	4	4.3	0	6	0	1	2	18	11.7	
WRIGHT STATE	11/20/15	*	36	5-9	.556	1-3	.333	10-12	.833	0	2	2	3.8	1	5	2	0	2	21	14.0	
BOSTON U.	11/24/15	*	34	4-12	.333	1-5	.200	6-6	1.000	0	6	6	4.2	1	6	2	0	3	15	14.2	
vs USF	11/27/15	*	14	2-4	.500	2-2	1.000	2-2	1.000	2	0	2	3.8	0	2	1	0	2	8	13.2	
Totals			6	192	22-55	.400	6-21	.286	29-32	.906	5	18	23	3.8	6	26	11	1	9	79	13.2

Games Played	6
Minutes/Game	32.0
Points/Game	13.2
FG Pct	40.0
3FG Pct	28.6
FT Pct	90.6
Rebounds/Game	3.8
Assists/Game	4.3
Turnovers/Game	1.8
Assist/Turnover Ratio	2.4

Season Highs

Points	21 vs. WRIGHT STATE (11/20/15)
FG Made	6 vs. Duke (11/17/15)
FG Attempts	13 vs. Duke (11/17/15)
3FG Made	2 twice, last vs USF (11/27/15)
3FG Attempts	5, twice, last vs. BOSTON (11/24/15)
FTMade	10 vs. WRIGHT STATE (11/20/15)
FTs Atts	12 vs. WRIGHT STATE (11/20/15)
FT Pct (min 5 atts)	1.000 (6-6) 2x, last vs BU (11/24/15)
Rebounds	6, vs. BOSTON (11/24/15)
Assists	6 twice, last vs. BOSTON (11/24/15)
Steals	3 vs BOSTON (11/24/15)
Blocks	1 vs. Duke (11/17/15)
Minutes	40 vs. Duke (11/17/15)
Double-Doubles	-

Career Highs

Points	21 vs. WRIGHT STATE (11/20/15)
FG Made	6 vs. Duke (11/17/15)
FG Atts	13 vs. Duke (11/17/15)
3-FG Made	4, twice, last vs. ALBANY (11/13/15)
3-FG Atts	5, 3x, last vs. BOSTON (11/24/15)
FTMade	10 vs. WRIGHT STATE (11/20/15)
FTs Atts	12 vs. WRIGHT STATE (11/20/15)
Rebounds	7 vs. UCLA (12/20/14)
Assists	8 vs. North Carolina (12/13/14)
Steals	3, 5x, last vs. BOSTON (11/24/15)
Blocks	1, twice, last vs. Arkansas (2/28/15)
Minutes	40 vs. Duke (11/17/15)
Double-Double	-

Did not play: Illinois State (hyperextended right elbow)

Tyler Ulis' Career Stats

Year	GP-GS	Min-Avg	FG-FGA	Pct	3FG-FGA	Pct	FT-FTA	Pct	Off-Def-Tot-Avg	PF-FO	Ast	TO	Blk	Stl	Pts	Avg
2014-15	37-0	882-23.8	67-165	.406	33-77	.429	42-52	.808	16-51-67-1.8	56-0	135	38	2	37	209	5.6
2015-16	6-6	192-32.0	22-55	.400	6-21	.286	29-32	.906	5-18-23-3.8	6-0	26	11	1	9	79	13.2
TOTAL	43-6	1074-25.0	89-220	.405	39-98	.398	71-84	.845	21-69-90-2.1	62-0	161	49	3	46	288	6.7

PLAYER BIOS

Charles Matthews • 6-6 • 189 • Freshman • Guard

Chicago (Saint Rita)



Notes

- Played a career-high 34 minutes against Illinois State
- Scored a career-high 11 points on 4-of-5 shooting and knocked down his first career 3 against South Florida
- Grabbed a career-high seven rebounds against Boston University
- After the Boston University game, Calipari said of Matthews: "I thought Charles Matthews was outstanding. I think he moved into the rotation now. If you ask me, he changed the whole game. It's not what he just did offensively, it's what he did defensively and coming up with balls and being active and trying ... If he makes free throws, he's in that seven-man rotation and he pushes guys out."
- Made his first career start in the opener against Albany and started against vs. Illinois State
- Averaged 22.0 points per game as a high school senior

Did You Know ...

Charles is wearing No. 4 for the first time in his career because coming to Kentucky is a new experience and he wanted a new number to go with it.

Charles Matthews' 2015-16 Game-by-Game Stats

Opponent	Date	gs	min	Total		3-Pointers		Free throws		Rebounds				pf	a	t/o	blk	stl	pts	avg	
				fg-fga	pct	3fg-fga	pct	ft-fa	pct	off	def	tot	avg								
ALBANY	11/13/15	*	15	2-2	1.000	0-0	.000	0-0	.000	1	1	2	2.0	3	0	1	0	0	4	4.0	
NUJIT	11/14/15		17	0-2	.000	0-1	.000	1-2	.500	0	0	0	1.0	0	2	0	0	1	2.5		
vs #5/4 Duke	11/17/15		7	0-0	.000	0-0	.000	0-0	.000	0	0	0	0.7	0	0	0	1	0	1.7		
WRIGHT STATE	11/20/15		13	2-2	1.000	0-0	.000	0-0	.000	1	0	1	0.8	3	0	1	0	1	4	2.3	
BOSTON U.	11/24/15		18	1-1	1.000	0-0	.000	1-4	.250	3	4	7	2.0	0	2	1	0	1	3	2.4	
vs USF	11/27/15		24	4-5	.800	1-1	1.000	2-2	1.000	1	1	2	2.0	2	1	2	0	1	11	3.8	
ILLINOIS STATE	11/30/15	*	34	1-6	.167	0-1	.000	3-8	.375	1	2	3	2.1	3	2	3	1	2	5	4.0	
Totals			2	128	10-18	.556	1-3	.333	7-16	.438	7	8	15	2.1	11	7	8	1	6	28	4.0

2015-16 Averages

Games Played	7
Minutes/Game	18.3
Points/Game	4.0
FG Pct	55.6
3FG Pct	33.3
FT Pct	43.8
Rebounds/Game	2.1
Assists/Game	1.0
Turnovers/Game	1.1
Assist/Turnover Ratio	0.9
Steals/Game	0.9

Season Highs

Points	11 vs. USF (11/27/15)
FG Made	4 vs. USF (11/27/15)
FG Atts	5 vs. USF (11/27/15)
3-FG Made	1 vs. USF (11/27/15)
3-FG Atts	1, 3X, last vs. ILLINOIS ST. (11/30/15)
FTs Made	3 vs. ILLINOIS ST. (11/30/15)
FTs Atts	8 vs. ILLINOIS ST. (11/30/15)
Rebounds	7 vs. BOSTON (11/24/15)
Assists	2, 3x, last vs. ILLINOIS ST. (11/30/15)
Steals	2 vs. ILLINOIS ST. (11/30/15)
Blocks	1 vs. ILLINOIS ST. (11/30/15)
Minutes	34 vs. ILLINOIS ST. (11/30/15)
Double-Doubles	-

Career Highs

Points	11 vs. USF (11/27/15)
FG Made	4 vs. USF (11/27/15)
FG Atts	5 vs. USF (11/27/15)
3-FG Made	1 vs. USF (11/27/15)
3-FG Atts	1, 3X, last vs. ILLINOIS ST. (11/30/15)
FTs Made	3 vs. ILLINOIS ST. (11/30/15)
FTs Atts	8 vs. ILLINOIS ST. (11/30/15)
Rebounds	7 vs. BOSTON (11/24/15)
Assists	2, 3x, last vs. ILLINOIS ST. (11/30/15)
Steals	2 vs. ILLINOIS ST. (11/30/15)
Blocks	1 vs. ILLINOIS ST. (11/30/15)
Minutes	34 vs. ILLINOIS ST. (11/30/15)
Double-Doubles	-

Charles Matthews' Career Stats

Year	GP-GS	Min-Avg	FG-FGA	Pct	3FG-FGA	Pct	FT-FTA	Pct	Off-Def-Tot-Avg	PF-FO	Ast	TO	Blk	Stl	Pts	Avg
2015-16	7-2	128-18.3	10-18	.556	1-3	.333	7-16	.438	7-8-15-2.1	11-0	7	8	1	6	28	4.0
TOTAL	7-2	128-18.3	10-18	.556	1-3	.333	7-16	.438	7-8-15-2.1	11-0	7	8	1	6	28	4.0

PLAYER BIOS

Jonny David • 6-2 • 175 • Freshman • Guard

Pittsburgh (Mt. Lebanon)



Notes

- Scored his first career points at the free-throw line in the final minute of the USF game
- Saw his first action of his career late in the game vs. NJIT
- Averaged 18.5 points per game as a senior in high school
- An All-State performer and a 1,000-point scorer at Mt. Lebanon

Did You Know ...

*His father, Joseph, was his high school coach.
Joseph was also one of John Calipari's first players while an assistant coach at Pittsburgh.*

Jonny David's 2015-16 Game-by-Game Stats

Opponent	Date	gs	min	Total		3-Pointers		Free throws		Rebounds				pf	a	t/o	blk	stl	pts	avg
				fg-fga	pct	3fg-fga	pct	ft-fa	pct	off	def	tot	avg							
NJIT	11/14/15	2		0-0	.000	0-0	.000	0-0	.000	0	0	0	0.0	0	0	0	0	0	0.0	
BOSTON U.	11/24/15	1		0-0	.000	0-0	.000	0-0	.000	0	0	0	0.0	0	0	0	0	0	0.0	
vs USF	11/27/15	1		0-0	.000	0-0	.000	2-2	1.000	0	0	0	0.0	0	0	0	0	2	0.7	
Totals		0	4	0-0	.000	0-0	.000	2-2	1.000	0	0	0	0.0	0	0	0	0	2	0.7	

2015-16 Averages

Games Played	3
Minutes/Game	1.3
Points/Game	0.7
FT Pct	100.0

Season Highs

Points	2 vs. USF (11/27/15)
FG Made	2 vs. USF (11/27/15)
FG Atts	2 vs. USF (11/27/15)
3-FG Made	-
3-FG Atts	-
FTs Made	-
FTs Atts	-
Rebounds	-
Assists	-
Steals	-
Blocks	-
Minutes	2 vs. NJIT (11/14/15)
Double-Doubles	-

Career Highs

Points	2 vs. USF (11/27/15)
FG Made	2 vs. USF (11/27/15)
FG Atts	2 vs. USF (11/27/15)
3-FG Made	-
3-FG Atts	-
FTs Made	-
FTs Atts	-
Rebounds	-
Assists	-
Steals	-
Blocks	-
Minutes	2 vs. NJIT (11/14/15)
Double-Doubles	-

Did not play: Albany, vs. Duke, Wright State, Illinois State

Jonny David's Career Stats

Year	GP-GS	Min-Avg	FG-FGA	Pct	3FG-FGA	Pct	FT-FTA	Pct	Off-Def-Tot-Avg	PF-FO	Ast	TO	Blk	Stl	Pts	Avg
2015-16	3-0	4-1.3	0-0	.000	0-0	.000	2-2	1.000	0-0-0-0.0	0-0	0	0	0	0	2	0.7
TOTAL	3-0	4-1.3	0-0	.000	0-0	.000	2-2	1.000	0-0-0-0.0	0-0	0	0	0	0	2	0.7

PLAYER BIOS

Mychal Mulder • 6-4 • 185 • Junior • Guard

Windsor, Ontario (Vincennes University)

MULDER
11



Notes

- Has played in six games and scored two points thus far
- Averaged 15.7 points and 6.4 rebounds per game while connecting on 46.3 percent of his field goals from 3-point range as a sophomore at Vincennes
- A junior-college All-American

Did You Know ...

Mychal says the best gift he has ever received in his lifetime was the offer to play basketball at UK.

Mychal Mulder's 2015-16 Game-by-Game Stats

Opponent	Date	gs	min	Total		3-Pointers		Free throws		Rebounds				pf	a	t/o	blk	stl	pts	avg
				fg-fga	pct	3fg-fga	pct	ft-fa	pct	off	def	tot	avg							
ALBANY	11/13/15	2	1-1	1.000	0-0	.000	0-0	.000	0	0	0	0.0	0	0	0	0	0	0	2	2.0
NJIT	11/14/15	3	0-0	.000	0-0	.000	0-0	.000	0	2	2	1.0	0	1	0	0	0	0	0	1.0
WRIGHT STATE	11/20/15	4	0-0	.000	0-0	.000	0-0	.000	0	2	2	1.3	1	1	0	0	0	0	0	0.7
BOSTON U.	11/24/15	1	0-0	.000	0-0	.000	0-0	.000	0	0	0	1.0	0	0	0	0	0	0	0	0.5
vs USF	11/27/15	4	0-1	.000	0-1	.000	0-0	.000	0	0	0	0.8	0	0	0	0	0	0	0	0.4
ILLINOIS STATE	11/30/15	2	0-0	.000	0-0	.000	0-0	.000	0	0	0	0.7	0	0	0	0	0	0	0	0.3
Totals		0	16	1-2	.500	0-1	.000	0-0	.000	0	4	4	0.7	1	2	0	0	0	2	0.3

2015-16 Averages

Games Played	6
Minutes/Game	2.7
Points/Game	0.3
FG Pct	50.0
3FG Pct	0.0
Rebounds/Game	0.7
Assists/Game	0.3
Assist/Turnover Ratio	99.9

Season Highs

Points	2 vs. ALBANY (11/13/15)
FG Made	1 vs. ALBANY (11/13/15)
FG Attempts	1 twice, last vs. USF (11/27/15)
3-FG Made	-
3-FG Atts	1 vs. USF (11/27/15)
FTs Made	-
FTs Atts	-
Rebounds	2, twice, last vs WRIGHT ST (11/20/15)
Assists	1, twice, last vs. WRIGHT ST (11/20/15)
Steals	-
Blocks	-
Minutes	4 twice, last vs. USF (11/27/15)
Double-Doubles	-

Career Highs

Points	2 vs. ALBANY (11/13/15)
FG Made	1 vs. ALBANY (11/13/15)
FG Attempts	1 twice, last vs. USF (11/27/15)
3-FG Made	-
3-FG Atts	1 vs. USF (11/27/15)
FTs Made	-
FTs Atts	-
Rebounds	2, twice, last vs WRIGHT ST (11/20/15)
Assists	1, twice, last vs. WRIGHT ST (11/20/15)
Steals	-
Blocks	-
Minutes	4 twice, last vs. USF (11/27/15)
Double-Doubles	-

Did not play: vs. Duke

Mychal Mulder's Career Stats

Year	GP-GS	Min-Avg	FG-FGA	Pct	3FG-FGA	Pct	FT-FTA	Pct	Off-Def-Tot-Avg	PF-FO	Ast	TO	Blk	Stl	Pts	Avg
2015-16	6-0	16-2.7	1-2	.500	0-1	.000	0-0	.000	0-4-4-0.7	1-0	2	0	0	0	2	0.3
TOTAL	6-0	16-2.7	1-2	.500	0-1	.000	0-0	.000	0-4-4-0.7	1-0	2	0	0	0	2	0.3

PLAYER BIOS

Isaiah Briscoe • 6-3 • 202 • Freshman • Guard

Union, N.J. (Roselle Catholic)

BRISCOE
13



Notes

- Notched a career-high 18 points to go along with seven rebounds vs. Illinois State
- Has scored in double figures in five of his six games as a Wildcat
- Averaging 5.0 assists over his last three games
- His 15 points on 7-of-11 shooting vs Wright State was then a career high
- Posted a double-double in his UK debut, scoring 11 points and collecting 12 rebounds against NJIT
- Played 31 minutes and logged 12 points in the win over Duke
- Averaging 6.3 rebounds as a guard
- High school All-American by Parade Magazine, USA Today and a McDonald's All-American
- USA Basketball U19 Team selection

Did You Know ...

Basketball is a part of Isaiah's family. His cousin is Cleveland Cavalier Kyrie Irving, and his older sister, Ilesha, played at Syracuse.

Isaiah Briscoe's 2015-16 Game-by-Game Stats

Opponent	Date	gs	min	Total		3-Pointers		Free throws		Rebounds				pf	a	t/o	blk	stl	pts	avg	
				fg-fga	pct	3fg-fga	pct	ft-fa	pct	off	def	tot	avg								
NJIT	11/14/15		29	5-11	.455	1-4	.250	0-0	.000	1	11	12	12.0	1	2	4	0	2	11	11.0	
vs #5/4 Duke	11/17/15	*	31	5-8	.625	1-1	1.000	1-3	.333	0	3	3	7.5	1	1	1	0	2	12	11.5	
WRIGHT STATE	11/20/15	*	35	7-11	.636	0-2	.000	1-5	.200	0	3	3	6.0	3	2	3	0	0	15	12.7	
BOSTON U.	11/24/15	*	35	4-10	.400	0-1	.000	3-7	.429	3	4	7	6.3	2	5	1	1	3	11	12.3	
vs USF	11/27/15	*	27	3-9	.333	0-1	.000	0-1	.000	0	6	6	6.2	3	7	3	0	2	6	11.0	
ILLINOIS STATE	11/30/15	*	27	7-13	.538	0-2	.000	4-7	.571	1	6	7	6.3	5	3	5	1	1	18	12.2	
Totals			5	184	31-62	.500	2-11	.182	9-23	.391	5	33	38	6.3	15	20	17	2	10	73	12.2

2015-16 Averages

Games Played	6
Minutes/Game	30.7
Points/Game	12.2
FG Pct	50.0
3FG Pct	18.2
FT Pct	39.1
Rebounds/Game	6.3
Assists/Game	3.3
Turnovers/Game	2.8
Assist/Turnover Ratio	1.2
Steals/Game	1.7
Blocks/Game	0.3

Season Highs

Points.....18 vs. ILLINOIS ST. (11/30/15)
 FG Made 7, twice, last vs. WRIGHT ST. (11/20/15)
 FG Attempts13 vs. ILLINOIS ST. (11/30/15)
 FG Pct (min 5) .636 (7-11) vs. WRIGHT ST. (11/20/15)
 3FGMade..... 1, twice, last vs. Duke (11/17/15)
 3FG Attempts 4 vs. NJIT (11/14/15)
 FT Made.....4 vs. ILLINOIS ST. (11/30/15)
 FT Atts7, twice, last vs. ILLINOIS ST. (11/30/15)
 Rebounds 12 vs. NJIT (11/14/15)
 Assists..... 7 vs. USF (11/27/15)
 Steals 3 vs. BOSTON (11/24/15)
 Minutes 35 twice, last vs. BOSTON (11/24/15)
 Double-doubles ... 1 vs. NJIT (11p, 12r) (11/17/15)

Career Highs

Points.....18 vs. ILLINOIS ST. (11/30/15)
 FG Made 7, twice, last vs. WRIGHT ST. (11/20/15)
 FG Attempts13 vs. ILLINOIS ST. (11/30/15)
 FG Pct (min 5) .636 (7-11) vs. WRIGHT ST. (11/20/15)
 3FGMade..... 1, twice, last vs. Duke (11/17/15)
 3FG Attempts 4 vs. NJIT (11/14/15)
 FT Made.....4 vs. ILLINOIS ST. (11/30/15)
 FT Atts7, twice, last vs. ILLINOIS ST. (11/30/15)
 Rebounds 12 vs. NJIT (11/14/15)
 Assists..... 7 vs. USF (11/27/15)
 Steals 3 vs. BOSTON (11/24/15)
 Minutes 35 twice, last vs. BOSTON (11/24/15)
 Double-doubles ... 1 vs. NJIT (11p, 12r) (11/17/15)

Did not play: Albany (bruised right knee)

Isaiah Briscoe's Career Stats

Year	GP-GS	Min-Avg	FG-FGA	Pct	3FG-FGA	Pct	FT-FTA	Pct	Off-Def-Tot-Avg	PF-FO	Ast	TO	Blk	Stl	Pts	Avg
2015-16	6-5	184-30.7	31-62	.500	2-11	.182	9-23	.391	5-33-38-6.3	15-1	20	17	2	10	73	12.2
TOTAL	6-5	184-30.7	31-62	.500	2-11	.182	9-23	.391	5-33-38-6.3	15-1	20	17	2	10	73	12.2

PLAYER BIOS

Isaac Humphries • 7-0 • 260 • Freshman • Forward

Sydney, Australia (La Lumiere School)

HUMPHRIES
15



Notes

- Blocked a career-high tying two blocks in each of the past two games he's played in (vs. Duke and USF)
- Did not play vs. Wright State and Boston University because of a left foot injury
- Gave UK 12 quality minutes in the win over Duke with two points, three rebounds and two blocks
- Reclassified to the 2015 class and joined the team in August
- Vital member of Australian U17 team that took silver at 2014 FIBA U17 World Championships

Did You Know ...

When Isaac needs to relax or de-stress he can be found in UK's Singletary Center playing the piano.

Isaac Humphries' 2015-16 Game-by-Game Stats

Opponent	Date	gs	min	Total		3-Pointers		Free throws		Rebounds				pf	a	t/o	blk	stl	pts	avg
				fg-fga	pct	3fg-fga	pct	ft-fa	pct	off	def	tot	avg							
ALBANY	11/13/15	7		0-1	.000	0-0	.000	4-4	1.000	0	2	2	2.0	0	0	1	0	0	4	4.0
NJIT	11/14/15	6		2-4	.500	0-0	.000	1-2	.500	1	2	3	2.5	1	0	2	1	0	5	4.5
vs #5/4 Duke	11/17/15	12		1-3	.333	0-0	.000	0-0	.000	2	1	3	2.7	3	1	1	2	0	2	3.7
vs USF	11/27/15	11		1-3	.333	0-0	.000	0-0	.000	0	0	0	2.0	3	0	1	2	0	2	3.3
Totals		0	36	4-11	.364	0-0	.000	5-6	.833	3	5	8	2.0	7	1	5	5	0	13	3.3

2015-16 Averages

Games Played	4
Minutes/Game	9.0
Points/Game	3.3
FG Pct	36.4
FT Pct	83.3
Rebounds/Game	2.0
Assists/Game	0.3
Turnovers/Game	1.3
Assist/Turnover Ratio	0.2
Blocks/Game	1.3

Season Highs

Points	5 vs. NJIT (11/14/15)
FG Made	2 vs. NJIT (11/14/15)
FG Attempts	4 vs. NJIT (11/14/15)
FG Pct (min 5)	-
FT Made	4 vs. ALBANY (11/13/15)
FT Attempts	4 vs. ALBANY (11/13/15)
Rebounds	3, twice, last vs. Duke (11/17/15)
Assists	1 vs. Duke (11/17/15)
Steals	-
Blocks	2, twice, last vs. USF (11/27/15)
Minutes	12 vs. Duke (11/17/15)
Double-Doubles	-

Career Highs

Points	5 vs. NJIT (11/14/15)
FG Made	2 vs. NJIT (11/14/15)
FG Attempts	4 vs. NJIT (11/14/15)
FG Pct (min 5)	-
FT Made	4 vs. ALBANY (11/13/15)
FT Attempts	4 vs. ALBANY (11/13/15)
Rebounds	3, twice, last vs. Duke (11/17/15)
Assists	1 vs. Duke (11/17/15)
Steals	-
Blocks	2, twice, last vs. USF (11/27/15)
Minutes	12 vs. Duke (11/17/15)
Double-Double	-

Did not play: Wright State (left foot injury), Boston (left foot injury), Illinois State

Isaac Humphries' Career Stats

Year	GP-GS	Min-Avg	FG-FGA	Pct	3FG-FGA	Pct	FT-FTA	Pct	Off-Def-Tot-Avg	PF-FO	Ast	TO	Blk	Stl	Pts	Avg
2015-16	4-0	36-9.0	4-11	.364	0-0	.000	5-6	.833	3-5-8-2.0	7-0	1	5	5	0	13	3.3
TOTAL	4-0	36-9.0	4-11	.364	0-0	.000	5-6	.833	3-5-8-2.0	7-0	1	5	5	0	13	3.3

PLAYER BIOS

Alex Poythress • 6-8 • 230 • Senior • Forward

Clarksville, Tenn. (Northeast)

POYTHRESS
22



Notes

- Earned his first career start of the season vs. Illinois State, where he recorded nine points, seven rebounds and two blocks
- Posted two straight double-doubles vs. Wright State and Boston U., becoming the first UK senior with consecutive double-doubles since Josh Harrellson in 2010-2011 (12/31/2010 vs. Louisville and 1/3/2011 vs. Penn)
- Preseason All-SEC Second Team selection (Media and Coaches)
- Has played in a team-high 88 career games
- Shot a season-best 7 of 8 from the field vs. Boston University
- Returning from an ACL injury that cost him 28 games to conclude the 2014-15 season
- Graduated in three years with a degree in business and is now pursuing a master's degree
- Three-time Academic Team honoree and an All-SEC Freshman team selection in 2013
- Julius Erving Watch List

Did You Know ...

Alex lists math as his favorite subject in school and playing cards as one of his favorite hobbies.

Alex Poythress' 2015-16 Game-by-Game Stats

Opponent	Date	gs	min	Total		3-Pointers		Free throws		Rebounds				pf	a	t/o	blk	stl	pts	avg
				fg-fga	pct	3fg-fga	pct	ft-fa	pct	off	def	tot	avg							
ALBANY	11/13/15	11	1-2	.500	0-1	.000	0-2	.000	0	3	3	3.0	4	0	0	1	1	2	2.0	
NJIT	11/14/15	21	3-5	.600	0-0	.000	3-5	.600	3	4	7	5.0	4	0	1	1	1	9	5.5	
vs #5/4 Duke	11/17/15	30	3-10	.300	0-1	.000	3-5	.600	4	3	7	5.7	4	0	0	1	0	9	6.7	
WRIGHT STATE	11/20/15	22	3-5	.600	0-1	.000	4-4	1.000	2	8	10	6.8	3	0	0	0	1	10	7.5	
BOSTON U.	11/24/15	21	7-8	.875	0-0	.000	0-0	.000	5	5	10	7.4	3	0	1	0	1	14	8.8	
vs USF	11/27/15	21	4-6	.667	0-0	.000	0-0	.000	0	5	5	7.0	3	0	0	0	0	8	8.7	
ILLINOIS STATE	11/30/15	* 30	3-7	.429	0-1	.000	3-5	.600	2	5	7	7.0	2	2	0	2	1	9	8.7	
Totals		1	156	24-43	.558	0-4	.000	13-21	.619	16	33	49	7.0	23	2	2	5	5	61	8.7

2015-16 Averages

Games Played	7
Minutes/Game	22.3
Points/Game	8.7
FG Pct	58.8
3FG Pct	0.0
FT Pct	61.9
Rebounds/Game	7.0
Assists/Game	0.3
Turnovers/Game	0.3
Assist/Turnover Ratio	1.0
Steals/Game	0.7
Blocks/Game	0.7

Season Highs

Points..... 14 vs. BOSTON (11/24/15)
 FG Made 7 vs. BOSTON (11/24/15)
 FG Attempts 10 vs. Duke (11/17/15)
 3FG Attempts 1, 4x, last vs. ILLINOIS ST. (11/30/15)
 FT Made.....4 vs. WRIGHT ST. (11/20/15)
 FT Attempts.5, 3x, last vs. ILLINOIS ST. (11/30/15)
 FT Pct (min 3) . 1.000 (4-4) vs. WRIGHT ST. (11/20/15)
 Rebounds ...10 twice, last vs. BOSTON (11/24/15)
 Steals 1, 4x, last vs. BOSTON (11/24/15)
 Blocks1, 4x, last vs. ILLINOIS ST. (11/30/15)
 Minutes 30, twice, vs. ILLINOIS ST. (11/30/15)
 Double-Doubles. 2, last vs. WRIGHT ST (11/20/15)

Career Highs

Points..... 22, twice, last vs. LIU Brook. (11/23/12)
 FG Made 9, four times, last LIU Brook. (11/23/12)
 FG Atts..... 12, twice, Morehead St. (11/21/12)
 3-FG Made. 2, twice, last vs. Tennessee (1/15/13)
 3-FG Atts.....3, twice, last vs. Kansas (11/18/14)
 FTs Made 8, 3x, last vs. Texas A&M (1/21/14)
 FTs Atts.....10, twice, last vs. LSU (1/26/13)
 Rebounds. 13 vs. UNC Asheville (11/18/13)
 Assists 3, twice, last vs. R. Morris (11/17/13)
 Steals2, 3x, last vs. Providence (11/30/14)
 Blocks 4 vs. UT Arlington (11/25/14)
 Minutes40 vs. Missouri (2/23/13)
 Double-Doubles.4, last vs. WRIGHT ST. (11/20/15)

Alex Poythress' Career Stats

Year	GP-GS	Min-Avg	FG-FGA	Pct	3FG-FGA	Pct	FT-FTA	Pct	Off-Def-Tot-Avg	PF-FO	Ast	TO	Blk	Stl	Pts	Avg
2012-13	33-31	852-25.8	133-229	.581	14-33	.424	91-132	.689	62-137-199-6.0	88-6	22	66	14	9	371	11.2
2013-14	40-0	734-18.4	88-177	.497	8-33	.242	50-80	.625	72-109-181-4.5	85-2	17	38	29	12	234	5.9
2014-15	8-8	162-20.3	16-42	.381	0-7	.000	12-14	.857	12-18-30-3.8	17-1	2	8	12	4	44	5.5
2015-16	7-1	156-22.3	24-43	.558	0-4	.000	13-21	.619	16-33-49-7.0	23-0	2	2	5	5	61	8.7
TOTAL	88-40	1904-21.6	261-491	.532	22-77	.286	166-247	.672	162-297-459-5.2	213-9	43	114	60	30	710	8.1

PLAYER BIOS

Jamal Murray • 6-4 • 207 • Freshman • Guard

Kitchener, Ontario (Athlete Institute)



Notes

- Leads UK in scoring at 15.0 points per game
- Notched a career-high 21 points to lead all scorers vs. USF
- Has scored in double figures in six of seven games this year
- Has made at least one 3-pointer in every game so far
- With his performance in his UK debut against Albany, he became the first UK player to post at least 19 points, eight assists and three steals since John Wall did so against Rider on Nov. 21, 2009
- Had 16 points, five assists, five rebounds and four steals in 38 minutes of a win over Duke
- Reclassified to the 2015 class and joined the team in August
- Breakout performance in the Pan Am Games as a member of the Canadian National Team with 22 points (all in the second half or overtime) and six assists in a triumph over Team USA to advance to the title game

Did You Know ...

Jamal chose No. 23 because it represents the date of his birth. He also meditates to prepare mentally before each game.

Jamal Murray's 2015-16 Game-by-Game Stats

Opponent	Date	gs	min	Total		3-Pointers		Free throws		Rebounds				pf	a	t/o	blk	stl	pts	avg	
				fg-fga	pct	3fg-fga	pct	ft-fa	pct	off	def	tot	avg								
ALBANY	11/13/15	*	32	8-15	.533	2-5	.400	1-1	1.000	1	2	3	3.0	3	8	5	0	3	19	19.0	
NJIT	11/14/15	*	30	3-13	.231	1-10	.100	1-1	1.000	1	4	5	4.0	2	2	3	0	1	8	13.5	
vs #5/4 Duke	11/17/15	*	38	7-17	.412	2-3	.667	0-2	.000	3	2	5	4.3	2	5	3	0	4	16	14.3	
WRIGHT STATE	11/20/15	*	34	1-4	.250	1-3	.333	10-10	1.000	0	6	6	4.8	1	1	5	0	0	13	14.0	
BOSTON U.	11/24/15	*	31	5-9	.556	2-5	.400	0-0	.000	1	2	3	4.4	4	2	2	0	0	12	13.6	
vs USF	11/27/15	*	35	8-16	.500	2-5	.400	3-3	1.000	2	1	3	4.2	0	3	0	0	0	21	14.8	
ILLINOIS STATE	11/30/15	*	29	3-9	.333	1-3	.333	9-13	.692	1	4	5	4.3	2	1	4	0	1	16	15.0	
Totals			7	229	35-83	.422	11-34	.324	24-30	.800	9	21	30	4.3	14	22	22	0	9	105	15.0

2015-16 Averages

Games Played	7
Minutes/Game	32.7
Points/Game	15.0
FG Pct	42.2
3FG Pct	32.4
FT Pct	80.0
Rebounds/Game	4.3
Assists/Game	3.1
Turnovers/Game	3.1
Assist/Turnover Ratio	1.0
Steals/Game	1.3

Season Highs

Points	21 vs. USF (11/27/15)
FG Made	8 twice, last vs. USF (11/27/15)
FG Attempts	17 vs. Duke (11/17/15)
FG Pct (min 5)	556 (5-9) vs. BOSTON (11/24/15)
3FG Made	2, 4x, last vs. USF (11/27/15)
3FG Attempts	10 vs. NJIT (11/14/15)
3FG Pct (min 2)	.667 (2-3) vs. Duke (11/17/15)
FT Made	10 vs. WRIGHT ST. (11/20/15)
FT Attempts	10 vs. WRIGHT ST. (11/20/15)
Rebounds	6 vs. WRIGHT ST. (11/20/15)
Assists	8 vs. ALBANY (11/13/15)
Steals	4 vs. Duke (11/17/15)
Minutes	38 vs. Duke (11/17/15)
Double-Doubles	-

Career Highs

Points	21 vs. USF (11/27/15)
FG Made	8 twice, last vs. USF (11/27/15)
FG Attempts	17 vs. Duke (11/17/15)
FG Pct (min 5)	556 (5-9) vs. BOSTON (11/24/15)
3FG Made	2, 4x, last vs. USF (11/27/15)
3FG Attempts	10 vs. NJIT (11/14/15)
3FG Pct (min 2)	.667 (2-3) vs. Duke (11/17/15)
FT Made	10 vs. WRIGHT ST. (11/20/15)
FT Attempts	10 vs. WRIGHT ST. (11/20/15)
Rebounds	6 vs. WRIGHT ST. (11/20/15)
Assists	8 vs. ALBANY (11/13/15)
Steals	4 vs. Duke (11/17/15)
Minutes	38 vs. Duke (11/17/15)
Double-Doubles	-

Jamal Murray's Career Stats

Year	GP-GS	Min-Avg	FG-FGA	Pct	3FG-FGA	Pct	FT-FTA	Pct	Off-Def-Tot-Avg	PF-FO	Ast	TO	Blk	Stl	Pts	Avg
2015-16	7-7	229-32.7	35-83	.422	11-34	.324	24-30	.800	9-21-30-4.3	14-0	22	22	0	9	105	15.0
TOTAL	7-7	229-32.7	35-83	.422	11-34	.324	24-30	.800	9-21-30-4.3	14-0	22	22	0	9	105	15.0

PLAYER BIOS

EJ Floréal • 6-4 • 203 • Junior • Guard

Palo Alto, Calif. (Dunbar)



Notes

- Saw action in both of UK's two exhibition games
- Scored on a dunk in the win over Ottawa and also added three rebounds and an assist
- Academic All-SEC member as a sophomore
- Played in 16 career games

Did You Know ...

EJ is a tremendous athlete who also competed in track and field while in high school. He has been tabbed the team's best dunker.

EJ Floréal's 2015-16 Game-by-Game Stats

2015-16 Averages

Games played	-
Minutes/game	-
Points/game	-
FG Pct	-
FT Pct	-
Rebounds/game	-
Assists/game	-
Turnovers/game	-
Assist/turnover ratio	-
Steals/game	-
Blocks/game	-

Season Highs

Points	-
Rebounds	-
FG Made	-
FG Atts	-
3-FG Made	-
3-FG Atts	-
FTs Made	-
FTs Atts	-
Assists	-
Steals	-
Blocks	-
Minutes	-
Double-Doubles	-

Career Highs

Points	2, vs. Robert Morris (11/17/13)
Rebounds	1, twice, last vs. Auburn (2/21/15)
FG Made	1, vs. Robert Morris (11/17/13)
FG Atts	1, twice, last vs. Montana St. (11/23/14)
3-FG Made	-
3-FG Atts	-
FTs Made	1, vs. Kansas (11/18/14)
FTs Atts	2, vs. Kansas (11/18/14)
Assists	-
Steals	1, twice, last vs. UCLA (12/20/14)
Blocks	1, vs. Robert Morris (11/17/13)
Minutes	5, vs. Montana State (11/23/14)
Double-Doubles	-

Did not play: Albany, NJIT, vs. Duke, Wright State, Boston (illness), vs. USF, Illinois State

EJ Floréal's Career Stats

Year	GP-GS	Min-Avg	FG-FGA	Pct	3FG-FGA	Pct	FT-FTA	Pct	Off-Def-Tot-Avg	PF-FO	Ast	TO	Blk	Stl	Pts	Avg
2013-14	3-0	4-1.3	1-1	1.000	0-0	.000	0-0	.000	0-1-1-0.3	1-0	0	0	1	1	2	0.7
2014-15	13-0	20-1.5	0-1	.000	0-0	.000	1-2	.500	0-1-1-0.1	2-0	0	4	0	1	1	0.1
2015-16	-	-	-	-	-	-	-	-	-	-	-	-	-	-	-	-
TOTAL	16-0	24-1.5	1-2	.500	0-0	.000	1-2	.500	0-2-2-0.1	3-0	0	4	1	2	3	0.2

PLAYER BIOS

Dominique Hawkins • 6-0 • 190 • Junior • Guard

Richmond, Ky. (Madison Central)



Notes

- Tied his career high with seven points in a career-high 24 minutes vs. Illinois State
- Calipari on Hawkins' performance vs. Illinois State: "The guy that changed the game was Dom."
- Drilled his first field goal of the season with a 3-pointer against USF
- Broke his hand during preseason practices and did not compete in the exhibition games but has played in five regular-season games
- Returned to practice Nov. 4
- Appeared in 61 career games and has made nine starts
- Did not play against Wright State due to an illness

Did You Know ...

Dominique is the self-proclaimed best video game player on the team. He lists his mom, Denise, as the greatest influence in his life.

Dominique Hawkins' 2015-16 Game-by-Game Stats

Opponent	Date	gs	min	Total		3-Pointers		Free throws		Rebounds				pf	a	t/o	blk	stl	pts	avg
				fg-fga	pct	3fg-fga	pct	ft-fa	pct	off	def	tot	avg							
ALBANY	11/13/15	11		0-1	.000	0-1	.000	0-0	.000	1	0	1	1.0	3	0	0	0	0	0	0.0
NJIT	11/14/15	3		0-1	.000	0-0	.000	1-2	.500	1	0	1	1.0	2	1	0	0	0	1	0.5
BOSTON U.	11/24/15	3		0-1	.000	0-1	.000	0-0	.000	0	0	0	0.7	1	0	0	0	0	0.3	
vs USF	11/27/15	9		1-2	.500	1-2	.500	0-0	.000	0	0	0	0.5	0	1	0	0	1	3	1.0
ILLINOIS STATE	11/30/15	24		1-5	.200	0-3	.000	5-7	.714	0	0	0	0.4	1	0	1	1	1	7	2.2
Totals		0	50	2-10	.200	1-7	.143	6-9	.667	2	0	2	0.4	7	2	1	1	2	11	2.2

2015-16 Averages

Games Played	5
Minutes/Game	10.0
Points/Game	2.2
FG Pct	20.0
3FG Pct	14.3
FT Pct	66.7
Rebounds/Game	0.4
Assists/Game	0.4
Assist/Turnover Ratio	2.0
Steals/Game	0.3
Blocks/Game	0.2

Season Highs

Points	7 vs. ILLINOIS ST. (11/30/15)
FG Made	1, twice, last vs. ILLINOIS ST. (11/30/15)
FG Attempts	5 vs. ILLINOIS ST. (11/27/15)
3FG Made	1 vs. USF (11/27/15)
3FG Attempts	3 vs. ILLINOIS ST. (11/30/15)
FT Made	5 vs. ILLINOIS ST. (11/30/15)
FT Attempts	7 vs. ILLINOIS ST. (11/30/15)
Rebounds	1 vs. NJIT (11/14/15)
Assists	1 twice, last vs. USF (11/27/15)
Steals	1, twice, last vs. ILLINOIS ST. (11/30/15)
Blocks	1 vs. ILLINOIS ST. (11/30/15)
Minutes	24 vs. ILLINOIS ST. (11/30/15)
Double-Doubles	-

Career Highs

Points	7, twice, last vs. ILLINOIS ST. (11/30/15)
FG Made	3 vs. Boston U. (11/21/14)
FG Atts.	8 vs. Montana State (11/23/14)
3-FG Made	1, 8x, last vs. USF (11/27/15)
3-FG Atts.	3, twice, last vs. ILLINOIS ST. (11/30/15)
FTs Made	5 vs. ILLINOIS ST. (11/30/15)
FTs Atts.	7 vs. ILLINOIS ST. (11/30/15)
Rebs.	4 vs. Belmont (12/21/13)
Assists	6 vs. ECU (12/7/14)
Steals	2, twice, last at Florida (2/7/15)
Blocks	1, twice, last vs. ILLINOIS ST. (11/30/15)
Minutes	24 vs. ILLINOIS ST. (11/0/15)
Double-Doubles	-

Did not play vs.: Duke, Wright State (illness)

Dominique Hawkins' Career Stats

Year	GP-GS	Min-Avg	FG-FGA	Pct	3FG-FGA	Pct	FT-FTA	Pct	Off-Def-Tot-Avg	PF-FO	Ast	TO	Blk	Stl	Pts	Avg
2013-14	33-0	283-8.6	9-31	.290	2-16	.125	5-13	.385	7-16-23-0.7	37-0	12	6	1	4	25	0.8
2014-15	23-9	163-7.1	10-35	.286	5-21	.238	4-10	.400	3-13-16-0.7	14-0	14	5	1	7	29	1.3
2015-16	5-0	50-10.0	2-10	.200	1-7	.143	6-9	.667	2-0-2-0.4	7-0	2	1	1	2	11	2.2
TOTAL	61-9	496-8.1	21-76	.276	8-44	.182	15-32	.469	12-29-41-0.7	58-0	28	12	3	13	65	1.1

PLAYER BIOS

Derek Willis • 6-9 • 220 • Junior • Forward

Mt. Washington, Ky. (Bullitt East)



Notes

- Scored in double-digit points in UK's opening two games
- Made his first-career start vs. NJIT after he set new career highs in points (14), field goals (four), 3-pointers made (two), field-goal attempts (seven) and minutes played (28)
- Against NJIT he tied his career high with a 4-for-4 mark from the free-throw line and tied his career high with five rebounds
- Has appeared in 40 career games
- Two-time All-SEC Academic Team performer

Did You Know ...

Derek chose his jersey number because Kevin Durant is his favorite player. He lists ping-pong as a hobby outside of basketball.

Derek Willis' 2015-16 Game-by-Game Stats

Opponent	Date	gs	min	Total		3-Pointers		Free throws		Rebounds				pf	a	t/o	blk	stl	pts	avg
				fg-fga	pct	3fg-fga	pct	ft-fa	pct	off	def	tot	avg							
ALBANY	11/13/15		28	4-7	.571	2-5	.400	4-4	1.000	2	3	5	5.0	1	3	3	0	2	14	14.0
NJIT	11/14/15	*	17	4-5	.800	3-4	.750	0-0	.000	0	3	3	4.0	1	1	0	2	0	11	12.5
vs #5/4 Duke	11/17/15		7	0-1	.000	0-1	.000	0-0	.000	0	0	0	2.7	1	0	0	0	0	0	8.3
WRIGHT STATE	11/20/15		9	1-3	.333	0-1	.000	0-0	.000	0	0	0	2.0	1	0	0	0	2	6.8	
BOSTON U.	11/24/15		9	1-6	.167	0-3	.000	0-0	.000	1	1	2	2.0	1	0	0	2	2	5.8	
vs USF	11/27/15		6	1-3	.333	0-1	.000	0-0	.000	0	0	0	1.7	1	0	1	0	1	2	5.2
ILLINOIS STATE	11/30/15		8	1-2	.500	1-2	.500	2-2	1.000	0	2	2	1.7	0	0	0	1	0	5	5.1
Totals		1	84	12-27	.444	6-17	.353	6-6	1.000	3	9	12	1.7	6	4	4	3	5	36	5.1

2015-16 Averages

Games Played	7
Minutes/Game	12.0
Points/Game	5.1
FG Pct	44.4
3FG Pct	35.3
FT Pct	100.0
Rebounds/Game	1.7
Assists/Game	0.6
Turnovers/Game	0.6
Assist/Turnover Ratio	1.0
Steals/Game	0.7
Blocks/Game	0.4

Season Highs

Points	14 vs. ALBANY (11/13/15)
FG Made	4 vs. NJIT (11/14/15)
FG Attempts	7 vs. ALBANY (11/13/15)
3FG Made	3 vs. NJIT (11/14/15)
3FG Attempts	5 vs. ALBANY (11/13/15)
3FG Pct (min 2)	.750 (3-4) vs. NJIT (11/14/15)
FT Made	4 vs. ALBANY (11/13/15)
FT Attempts	4 vs. ALBANY (11/13/15)
FT Pct (min 3)	1.000 (4-4) vs. ALBANY (11/13/15)
Rebounds	5 vs. ALBANY (11/13/15)
Assists	3 vs. ALBANY (11/13/15)
Steals	2 twice, last vs BOSTON (11/24/15)
Blocks	2 vs. NJIT (11/14/15)
Minutes	28 vs. ALBANY (11/13/15)
Double-Doubles	-

Career Highs

Points	14 vs. ALBANY (11/13/15)
FG Made	4 vs. NJIT (11/14/15)
FG Atts	7 vs. ALBANY (11/13/15)
3-FG Made	3 vs. NJIT (11/14/15)
3-FG Atts	5 vs. ALBANY (11/13/15)
FTs Made	4, twice, last vs. ALBANY (11/13/15)
FTs Atts	6 vs. Northern Kentucky (11/10/13)
Rebounds	5, twice, last vs ALBANY (11/13/15)
Assists	3 vs. ALBANY (11/13/15)
Steals	2 twice, last vs BOSTON (11/24/15)
Blocks	3, vs. UCLA (12/20/14)
Minutes	28 vs. ALBANY (11/13/15)
Double-Doubles	-

Derek Willis' Career Stats

Year	GP-GS	Min-Avg	FG-FGA	Pct	3FG-3FGA	Pct	FT-FTA	Pct	Off-Def-Tot-Avg	PF-FO	Ast	TO	Blk	Stl	Pts	Avg
2013-14	14-0	39-2.8	3-9	.333	1-6	.167	9-12	.750	1-7-8-0.6	0-0	0	4	0	1	16	1.1
2014-15	19-0	75-3.9	7-18	.389	5-15	.333	6-6	1.000	5-9-14-0.7	5-0	5	8	3	2	25	1.3
2015-16	7-1	84-12.0	12-27	.444	6-17	.353	6-6	1.000	3-9-12-1.7	6-0	4	4	3	5	36	5.1
TOTAL	40-1	198-5.0	22-54	.407	12-38	.316	21-24	.875	9-25-34-0.9	11-0	9	16	6	8	77	1.9

SEASON BOX SCORES

GAME SEVEN #1 KENTUCKY 75, ILLINOIS STATE 63



Official Basketball Box Score -- Game Totals -- Final Statistics
Illinois State vs Kentucky
 11/30/15 7:00 pm at Rupp Arena - Lexington, KY



Illinois State 63 • 3-5

#	Player	Total			3-Ptr			Rebounds			PF	TP	A	TO	Blk	Stl	Min
		FG-FGA	FG-FGA	FT-FTA	FG-FGA	FG-FGA	FT-FTA	Off	Def	Tot							
11	McIntosh, MiKyle	4-10	2-3	4-4	0	1	1	4	14	2	3	0	0	0	0	26	
23	Hawkins, Deontae	2-11	0-5	0-0	2	3	5	4	4	1	2	0	2	0	20		
01	Lee, Paris	1-7	1-1	0-0	0	2	2	5	3	1	3	0	0	0	26		
12	Wills, Tony	0-2	0-0	0-0	1	1	2	4	0	1	0	0	1	21			
44	Akoon-Purcell, DeVaug	9-20	2-5	2-2	2	4	6	4	22	2	4	0	1	32			
00	Banyard, Nick	0-2	0-1	0-0	0	4	4	0	0	1	1	0	0	18			
02	Brewer, Quintin	2-5	0-1	2-4	4	4	8	2	6	0	1	1	1	15			
04	Ndiaye, Daouda	0-0	0-0	0-0	0	0	0	0	0	0	0	0	0	1			
15	McCloud, Justin	0-3	0-2	0-0	0	1	1	4	0	0	1	0	0	13			
35	Griffin, Roland	7-10	0-2	0-0	1	2	3	5	14	0	1	1	0	28			
	Team				4	1	5										
	Totals	25-70	5-20	8-10	14	23	37	32	63	8	16	2	5	200			

FG % 1st Half: 14-32 43.8% 2nd half: 11-38 28.9% Game: 25-70 35.7% Deadball Rebounds: 3.1
 3FG % 1st Half: 2-7 28.6% 2nd half: 3-13 23.1% Game: 5-20 25.0%
 FT % 1st Half: 1-2 50.0% 2nd half: 7-8 87.5% Game: 8-10 80.0%

Kentucky 75 • 7-0

#	Player	Total			3-Ptr			Rebounds			PF	TP	A	TO	Blk	Stl	Min
		FG-FGA	FG-FGA	FT-FTA	FG-FGA	FG-FGA	FT-FTA	Off	Def	Tot							
01	Labissiere, Skal	0-1	0-0	2-2	0	2	2	3	2	0	1	1	0	16			
22	Alex Poythress	3-7	0-1	3-5	2	5	7	2	9	2	0	2	1	30			
04	Matthews, Charles	1-6	0-1	3-8	1	2	3	3	5	2	3	1	2	34			
13	Isaiah Briscoe	7-13	0-2	4-7	1	6	7	5	18	3	5	1	1	27			
23	Jamal Murray	3-9	1-3	9-13	1	4	5	2	16	1	4	0	1	29			
00	Marcus Lee	6-8	0-0	1-2	7	5	12	3	13	0	1	2	0	30			
11	Mychal Mulder	0-0	0-0	0-0	0	0	0	0	0	0	0	0	0	2			
25	Dominique Hawkins	1-5	0-3	5-7	0	0	0	1	7	0	1	1	1	24			
35	Derek Willis	1-2	1-2	2-2	0	2	2	0	5	0	0	1	0	8			
	Team				0	1	1										
	Totals	22-51	2-12	29-46	12	27	39	19	75	8	15	9	6	200			

FG % 1st Half: 10-21 47.6% 2nd half: 12-30 40.0% Game: 22-51 43.1% Deadball Rebounds: 10.3
 3FG % 1st Half: 1-4 25.0% 2nd half: 1-8 12.5% Game: 2-12 16.7%
 FT % 1st Half: 10-20 50.0% 2nd half: 19-26 73.1% Game: 29-46 63.0%

Officials: Joe Lindsay, Mike Nance, Doug Sirmons
 Technical fouls: Illinois State-None. Kentucky-None.
 Attendance: 21894

Score by periods	1st	2nd	Total
Illinois State	31	32	63
Kentucky	31	44	75

Points	In Paint	Off T/O	2nd Chance	Fast Break	Bench
ILS	32	14	17	6	20
UK	38	18	12	10	25

Last FG - ILS 2nd-00:45, UK 2nd-01:19.
 Largest lead - ILS by 6 1st-17:06, UK by 16 2nd-12:00.
 ILS led for 09:41, UK led for 25:27, Game was tied for 04:16.

Score tied - 6 times.
 Lead changed - 3 times.

GAME EIGHT KENTUCKY AT UCLA, DEC. 3, 2015

GAME NINE KENTUCKY VS. EKU, DEC. 9, 2015

GAME TEN KENTUCKY VS. ARIZONA STATE, DEC. 12, 2015



2015-16 Kentucky Men's Basketball
 Kentucky Combined Team Statistics (as of Nov 30, 2015)
 All games



RECORD:	OVERALL	HOME	AWAY	NEUTRAL
ALL GAMES	7-0	5-0	0-0	2-0
CONFERENCE	0-0	0-0	0-0	0-0
NON-CONFERENCE	7-0	5-0	0-0	2-0

#	Player	gp-gs	min	avg	Total		3-Point		F-Throw		Rebounds				pf	dq	a	to	blk	stl	pts	avg			
					fg-fga	fg%	3fg-fga	3fg%	ft-fta	ft%	off	def	tot	avg											
23	Jamal Murray	7-7	229	32.7	35-83	.422	11-34	.324	24-30	.800	9	21	30	4.3	14	0	22	22	0	9	105	15.0			
03	Tyler Ulis	6-6	192	32.0	22-55	.400	6-21	.286	29-32	.906	5	18	23	3.8	6	0	26	11	1	9	79	13.2			
01	Skal Labissiere	7-7	162	23.1	34-56	.607	0-0	.000	22-32	.688	10	20	30	4.3	23	1	3	12	15	3	90	12.9			
13	Isaiah Briscoe	6-5	184	30.7	31-62	.500	2-11	.182	9-23	.391	5	33	38	6.3	15	1	20	17	2	10	73	12.2			
22	Alex Poythress	7-1	156	22.3	24-43	.558	0-4	.000	13-21	.619	16	33	49	7.0	23	0	2	2	5	5	61	8.7			
00	Marcus Lee	7-6	159	22.7	26-43	.605	0-0	.000	6-17	.353	30	23	53	7.6	18	1	4	5	11	4	58	8.3			
35	Derek Willis	7-1	84	12.0	12-27	.444	6-17	.353	6-6	1.000	3	9	12	1.7	6	0	4	4	3	5	36	5.1			
04	Charles Matthews	7-2	128	18.3	10-18	.556	1-3	.333	7-16	.438	7	8	15	2.1	11	0	7	8	1	6	28	4.0			
15	Isaac Humphries	4-0	36	9.0	4-11	.364	0-0	.000	5-6	.833	3	5	8	2.0	7	0	1	5	5	0	13	3.3			
25	Dominique Hawkins	5-0	50	10.0	2-10	.200	1-7	.143	6-9	.667	2	0	2	0.4	7	0	2	1	1	2	11	2.2			
10	Jonny David	3-0	4	1.3	0-0	.000	0-0	.000	2-2	1.000	0	0	0	0.0	0	0	0	0	0	0	2	0.7			
11	Mychal Mulder	6-0	16	2.7	1-2	.500	0-1	.000	0-0	.000	0	4	4	0.7	1	0	2	0	0	0	2	0.3			
Team											10	11	21												3
Total.....		7	1400	201-410		.490	27-98	.276	129-194	.665	100	185	285	40.7	131	3	93	90	44	53	558	79.7			
Opponents.....		7	1400	156-405		.385	32-114	.281	92-127	.724	75	137	212	30.3	172	-	51	104	19	36	436	62.3			

TEAM STATISTICS	UK	OPP	Date	Opponent	Score	Att.
SCORING	558	436	11/13/15	ALBANY	w 78-65	22080
Points per game	79.7	62.3	11/14/15	NJIT	w 87-57	22671
Scoring margin	+17.4	-	1 11/17/15	vs #5/4 Duke	w 74-63	21461
FIELD GOALS-ATT	201-410	156-405	11/20/15	WRIGHT STATE	w 78-63	22563
Field goal pct	.490	.385	11/24/15	BOSTON U.	w 82-62	22623
3 POINT FG-ATT	27-98	32-114	2 11/27/15	vs USF	w 84-63	10023
3-point FG pct	.276	.281	11/30/15	ILLINOIS STATE	w 75-63	21894
3-pt FG made per game	3.9	4.6	* = Conference game			
FREE THROWS-ATT	129-194	92-127	1 = Champions Classic - United Center, Chicago			
Free throw pct	.665	.724	2 = Hoophall Miami Invitational - American Airlines Arena, Miami			
F-Throws made per game	18.4	13.1				
REBOUNDS	285	212				
Rebounds per game	40.7	30.3				
Rebounding margin	+10.4	-				
ASSISTS	93	51				
Assists per game	13.3	7.3				
TURNOVERS	90	104				
Turnovers per game	12.9	14.9				
Turnover margin	+2.0	-				
Assist/turnover ratio	1.0	0.5				
STEALS	53	36				
Steals per game	7.6	5.1				
BLOCKS	44	19				
Blocks per game	6.3	2.7				
ATTENDANCE	111831	31484				
Home games-Avg/Game	5-22366	0-0				
Neutral site-Avg/Game	-	2-15742				

Score by Periods	1st	2nd	Totals
Kentucky	263	295	558
Opponents	197	239	436



2015-16 Kentucky Men's Basketball
 Kentucky Season Schedule/Results & Leaders (as of Nov 30, 2015)
 All games



RECORD:	OVERALL	HOME	AWAY	NEUTRAL
ALL GAMES	7-0	5-0	0-0	2-0
CONFERENCE	0-0	0-0	0-0	0-0
NON-CONFERENCE	7-0	5-0	0-0	2-0

Date	Opponent	Score	Att.	High Points	High Rebounds
11/13/15	ALBANY	w 78-65	22080	(19)Jamal Murray	(8)Marcus Lee
11/14/15	NJIT	w 87-57	22671	(26)Labissiere, Skal	(12)Isaiah Briscoe
11/17/15	1vs #5/4 Duke	w 74-63	21461	(18)Tyler Ulis	(10)Marcus Lee
11/20/15	WRIGHT STATE	w 78-63	22563	(21)Ulis, Tyler	(10)Alex Poythress
11/24/15	BOSTON U.	w 82-62	22623	(16)Labissiere, Skal	(10)Alex Poythress
11/27/15	2vs USF	w 84-63	10023	(21)Jamal Murray	(6)Isaiah Briscoe (6)Marcus Lee
11/30/15	ILLINOIS STATE	w 75-63	21894	(18)Isaiah Briscoe	(12)Marcus Lee

* = Conference game

1 = Champions Classic - United Center, Chicago

2 = Hoophall Miami Invitational - American Airlines Arena, Miami

Attendance Summary	Games	Attend	Avg/Game
Home	5	111831	22366
Away	0	0	0
Neutral	2	31484	15742
Total	7	143315	20474



2015-16 Kentucky Men's Basketball
 Kentucky Overall Team Statistics (as of Nov 30, 2015)
 All games



TEAM STATISTICS	UK	OPP
SCORING	558	436
Points per game	79.7	62.3
Scoring margin	+17.4	-
FIELD GOALS-ATT	201-410	156-405
Field goal pct	.490	.385
3 POINT FG-ATT	27-98	32-114
3-point FG pct	.276	.281
3-pt FG made per game	3.9	4.6
FREE THROWS-ATT	129-194	92-127
Free throw pct	.665	.724
F-Throws made per game	18.4	13.1
REBOUNDS	285	212
Rebounds per game	40.7	30.3
Rebounding margin	+10.4	-
ASSISTS	93	51
Assists per game	13.3	7.3
TURNOVERS	90	104
Turnovers per game	12.9	14.9
Turnover margin	+2.0	-
Assist/turnover ratio	1.0	0.5
STEALS	53	36
Steals per game	7.6	5.1
BLOCKS	44	19
Blocks per game	6.3	2.7
WINNING STREAK	7	-
Home win streak	5	-
ATTENDANCE	111831	31484
Home games-Avg/Game	5-22366	0-0
Neutral site-Avg/Game	-	2-15742

Score by Periods	1st	2nd	Totals
Kentucky	263	295	558
Opponents	197	239	436



2015-16 Kentucky Men's Basketball
 Kentucky Category Leaders (as of Nov 30, 2015)
 All games



Points	G	Pts	Pts/G
Jamal Murray	7	105	15.0
Skal Labissiere	7	90	12.9
Tyler Ulis	6	79	13.2
Isaiah Briscoe	6	73	12.2
Alex Poythress	7	61	8.7
Marcus Lee	7	58	8.3
Derek Willis	7	36	5.1
Charles Matthews	7	28	4.0
Isaac Humphries	4	13	3.3
Dominique Hawkins	5	11	2.2
Mychal Mulder	6	2	0.3
Jonny David	3	2	0.7

FG Percentage	FG	Att	Pct
Skal Labissiere	34	56	.607
Marcus Lee	26	43	.605
Alex Poythress	24	43	.558
Charles Matthews	10	18	.556
Mychal Mulder	1	2	.500
Isaiah Briscoe	31	62	.500
Derek Willis	12	27	.444
Jamal Murray	35	83	.422
Tyler Ulis	22	55	.400
Isaac Humphries	4	11	.364
Dominique Hawkins	2	10	.200

3-Point Percentage	3FG	Att	Pct
Derek Willis	6	17	.353
Charles Matthews	1	3	.333
Jamal Murray	11	34	.324
Tyler Ulis	6	21	.286
Isaiah Briscoe	2	11	.182
Dominique Hawkins	1	7	.143
Mychal Mulder	0	1	.000
Alex Poythress	0	4	.000

Free Throw Percent	FG	Att	Pct
Jonny David	2	2	1.000
Derek Willis	6	6	1.000
Tyler Ulis	29	32	.906
Isaac Humphries	5	6	.833
Jamal Murray	24	30	.800
Skal Labissiere	22	32	.688
Dominique Hawkins	6	9	.667
Alex Poythress	13	21	.619
Charles Matthews	7	16	.438
Isaiah Briscoe	9	23	.391
Marcus Lee	6	17	.353

Scoring Average	G	Pts	Avg/G
Jamal Murray	7	105	15.0
Tyler Ulis	6	79	13.2
Skal Labissiere	7	90	12.9
Isaiah Briscoe	6	73	12.2
Alex Poythress	7	61	8.7
Marcus Lee	7	58	8.3
Derek Willis	7	36	5.1
Charles Matthews	7	28	4.0
Isaac Humphries	4	13	3.3
Dominique Hawkins	5	11	2.2
Jonny David	3	2	0.7
Mychal Mulder	6	2	0.3

Field Goal Attempts	G	Att	Att/G
Jamal Murray	7	83	11.9
Isaiah Briscoe	6	62	10.3
Skal Labissiere	7	56	8.0
Tyler Ulis	6	55	9.2
Alex Poythress	7	43	6.1
Marcus Lee	7	43	6.1

Field Goals Made	G	Made	Made/G
Jamal Murray	7	35	5.0
Skal Labissiere	7	34	4.9
Isaiah Briscoe	6	31	5.2
Marcus Lee	7	26	3.7
Alex Poythress	7	24	3.4

3-Point FG Attempts	G	Att	Att/G
Jamal Murray	7	34	4.9
Tyler Ulis	6	21	3.5
Derek Willis	7	17	2.4
Isaiah Briscoe	6	11	1.8
Dominique Hawkins	5	7	1.4

3-Point FG Made	G	Made	Made/G
Jamal Murray	7	11	1.6
Tyler Ulis	6	6	1.0
Derek Willis	7	6	0.9
Isaiah Briscoe	6	2	0.3
Dominique Hawkins	5	1	0.2
Charles Matthews	7	1	0.1

Free Throw Attempts	G	Att	Att/G
Skal Labissiere	7	32	4.6
Tyler Ulis	6	32	5.3
Jamal Murray	7	30	4.3
Isaiah Briscoe	6	23	3.8
Alex Poythress	7	21	3.0

Free Throws Made	G	Made	Made/G
Tyler Ulis	6	29	4.8
Jamal Murray	7	24	3.4
Skal Labissiere	7	22	3.1
Alex Poythress	7	13	1.9
Isaiah Briscoe	6	9	1.5



2015-16 Kentucky Men's Basketball
 Kentucky Category Leaders (as of Nov 30, 2015)
 All games



Rebounds	G	Reb	Reb/G
Marcus Lee	7	53	7.6
Alex Poythress	7	49	7.0
Isaiah Briscoe	6	38	6.3
Jamal Murray	7	30	4.3
Skal Labissiere	7	30	4.3

Rebound Average	G	Reb	Avg/G
Marcus Lee	7	53	7.6
Alex Poythress	7	49	7.0
Isaiah Briscoe	6	38	6.3
Skal Labissiere	7	30	4.3
Jamal Murray	7	30	4.3

Offensive Rebounds	G	No.	Avg/G
Marcus Lee	7	30	4.3
Alex Poythress	7	16	2.3
Skal Labissiere	7	10	1.4
Jamal Murray	7	9	1.3
Charles Matthews	7	7	1.0

Defensive Rebounds	G	No.	Avg/G
Isaiah Briscoe	6	33	5.5
Alex Poythress	7	33	4.7
Marcus Lee	7	23	3.3
Jamal Murray	7	21	3.0
Skal Labissiere	7	20	2.9

Fouls	G	No.	Per/G
Alex Poythress	7	23	3.3
Skal Labissiere	7	23	3.3
Marcus Lee	7	18	2.6
Isaiah Briscoe	6	15	2.5
Jamal Murray	7	14	2.0

Foulsouts	G	No.
Marcus Lee	7	1
Isaiah Briscoe	6	1
Skal Labissiere	7	1

Assists	G	No.	Ast/G
Tyler Ulis	6	26	4.3
Jamal Murray	7	22	3.1
Isaiah Briscoe	6	20	3.3
Charles Matthews	7	7	1.0
Derek Willis	7	4	0.6
Marcus Lee	7	4	0.6

Steals	G	No.	Stl/G
Isaiah Briscoe	6	10	1.7
Tyler Ulis	6	9	1.5
Jamal Murray	7	9	1.3
Charles Matthews	7	6	0.9
Alex Poythress	7	5	0.7
Derek Willis	7	5	0.7

Blocked Shots	G	No.	Blk/G
Skal Labissiere	7	15	2.1
Marcus Lee	7	11	1.6
Isaac Humphries	4	5	1.3
Alex Poythress	7	5	0.7
Derek Willis	7	3	0.4

Minutes	G	No.	Min/G
Jamal Murray	7	229	32.7
Tyler Ulis	6	192	32.0
Isaiah Briscoe	6	184	30.7
Skal Labissiere	7	162	23.1
Marcus Lee	7	159	22.7

Turnovers	G	No.	TO/G
Jamal Murray	7	22	3.1
Isaiah Briscoe	6	17	2.8
Skal Labissiere	7	12	1.7
Tyler Ulis	6	11	1.8
Charles Matthews	7	8	1.1



2015-16 Kentucky Men's Basketball
 Kentucky Overall/Conference Statistics (as of Nov 30, 2015)
 All games



SUMMARY	Overall Statistics										Conference Statistics										
	gp-gs	min/g	fg%	3fg%	ft%	r/g	a/g	stl	blk	pts/g	gp-gs	min/g	fg%	3fg%	ft%	r/g	a/g	stl	blk	pts/g	
Jamal Murray	7-7	32.7	.422	.324	.800	4.3	3.1	9	0	15.0											
Tyler Ulis	6-6	32.0	.400	.286	.906	3.8	4.3	9	1	13.2											
Skal Labissiere	7-7	23.1	.607	.000	.688	4.3	0.4	3	15	12.9											
Isaiah Briscoe	6-5	30.7	.500	.182	.391	6.3	3.3	10	2	12.2											
Alex Poythress	7-1	22.3	.558	.000	.619	7.0	0.3	5	5	8.7											
Marcus Lee	7-6	22.7	.605	.000	.353	7.6	0.6	4	11	8.3											
Derek Willis	7-1	12.0	.444	.353	1.000	1.7	0.6	5	3	5.1											
Charles Matthews	7-2	18.3	.556	.333	.438	2.1	1.0	6	1	4.0											
Isaac Humphries	4-0	9.0	.364	.000	.833	2.0	0.3	0	5	3.3											
Dominique Hawkins	5-0	10.0	.200	.143	.667	0.4	0.4	2	1	2.2											
Jonny David	3-0	1.3	.000	.000	1.000	0.0	0.0	0	0	0.7											
Mychal Mulder	6-0	2.7	.500	.000	.000	0.7	0.3	0	0	0.3											
Totals	7		.490	.276	.665	40.7	13.3	53	44	79.7	0		.000	.000	.000	0.0	0.0	0	0	0.0	
Opponent	7		.385	.281	.724	30.3	7.3	36	19	62.3	0		.000	.000	.000	0.0	0.0	0	0	0.0	

SCORING	Overall Statistics								Conference Statistics							
	fg-fga	fg%	3fg-fga	3fg%	ft-fta	ft%	pts	pts/g	fg-fga	fg%	3fg-fga	3fg%	ft-fta	ft%	pts	pts/g
Jamal Murray	35-83	.422	11-34	.324	24-30	.800	105	15.0								
Tyler Ulis	22-55	.400	6-21	.286	29-32	.906	79	13.2								
Skal Labissiere	34-56	.607	0-0	.000	22-32	.688	90	12.9								
Isaiah Briscoe	31-62	.500	2-11	.182	9-23	.391	73	12.2								
Alex Poythress	24-43	.558	0-4	.000	13-21	.619	61	8.7								
Marcus Lee	26-43	.605	0-0	.000	6-17	.353	58	8.3								
Derek Willis	12-27	.444	6-17	.353	6-6	1.000	36	5.1								
Charles Matthews	10-18	.556	1-3	.333	7-16	.438	28	4.0								
Isaac Humphries	4-11	.364	0-0	.000	5-6	.833	13	3.3								
Dominique Hawkins	2-10	.200	1-7	.143	6-9	.667	11	2.2								
Jonny David	0-0	.000	0-0	.000	2-2	1.000	2	0.7								
Mychal Mulder	1-2	.500	0-1	.000	0-0	.000	2	0.3								
Totals	201-410	.490	27-98	.276	129-194	.665	558	79.7	0-0	.000	0-0	.000	0-0	.000	0	0.0
Opponent	156-405	.385	32-114	.281	92-127	.724	436	62.3	0-0	.000	0-0	.000	0-0	.000	0	0.0

TOTALS	Overall Statistics										Conference Statistics										
	o-reb	d-reb	total	pf	fo	a	to	a/to	hi	pts	o-reb	d-reb	total	pf	fo	a	to	a/to	hi	pts	
Jamal Murray	9	21	30	14	0	22	22	1.0	21												
Tyler Ulis	5	18	23	6	0	26	11	2.4	21												
Skal Labissiere	10	20	30	23	1	3	12	0.3	26												
Isaiah Briscoe	5	33	38	15	1	20	17	1.2	18												
Alex Poythress	16	33	49	23	0	2	2	1.0	14												
Marcus Lee	30	23	53	18	1	4	5	0.8	13												
Derek Willis	3	9	12	6	0	4	4	1.0	14												
Charles Matthews	7	8	15	11	0	7	8	0.9	11												
Isaac Humphries	3	5	8	7	0	1	5	0.2	5												
Dominique Hawkins	2	0	2	7	0	2	1	2.0	7												
Jonny David	0	0	0	0	0	0	0	0.0	2												
Mychal Mulder	0	4	4	1	0	2	0	0.0	2												
Totals	100	185	285	131	3	93	90	1.0	87	0	0	0	0	0	0	0	0	0.0	0		
Opponent	75	137	212	172	-	51	104	0.5	65	0	0	0	0	-	0	0	0	0.0	0		



2015-16 Kentucky Men's Basketball
 Kentucky Team Game-by-Game (as of Nov 30, 2015)
 All games



TEAM STATISTICS

Opponent	Date	Score	W	Total		3-Pointers		Free throws		Rebounds				pf	a	t/o	blk	stl	pts	avg
				fg-fga	pct	3fg-fga	pct	ft-fta	pct	off	def	tot	avg							
ALBANY	11/13/15	78-65	W	28-50	.560	6-17	.353	16-24	.667	12	22	34	34.0	21	16	20	8	6	78	78.0
NJIT	11/14/15	87-57	W	32-69	.464	5-21	.238	18-24	.750	22	32	54	44.0	18	14	14	9	6	87	82.5
vs #5/4 Duke	11/17/15	74-63	W	30-67	.448	3-10	.300	11-18	.611	17	22	39	42.3	21	15	9	7	9	74	79.7
WRIGHT STATE	11/20/15	78-63	W	25-47	.532	2-10	.200	26-37	.703	7	30	37	41.0	17	9	12	1	5	78	79.2
BOSTON U.	11/24/15	82-62	W	33-64	.516	3-15	.200	13-26	.500	18	27	45	41.8	18	15	12	5	12	82	79.8
vs USF	11/27/15	84-63	W	31-62	.500	6-13	.462	16-19	.842	12	25	37	41.0	17	16	8	5	9	84	80.5
ILLINOIS STATE	11/30/15	75-63	W	22-51	.431	2-12	.167	29-46	.630	12	27	39	40.7	19	8	15	9	6	75	79.7
Kentucky		558		201-410	.490	27-98	.276	129-194	.665	100	185	285	40.7	131	93	90	44	53	558	79.7
Opponents		436		156-405	.385	32-114	.281	92-127	.724	75	137	212	30.3	172	51	104	19	36	436	62.3

Games played: 7
 Points/game: 79.7
 FG Pct: 49.0
 3FG Pct: 27.6
 FT Pct: 66.5

Rebounds/game: 40.7
 Assists/game: 13.3
 Turnovers/game: 12.9
 Assist/turnover ratio: 1.0
 Steals/game: 7.6
 Blocks/game: 6.3



2015-16 Kentucky Men's Basketball
 Kentucky Opponent Game-by-Game (as of Nov 30, 2015)
 All games



OPPONENT STATISTICS

Opponent	Date	Score	W	Total		3-Pointers		Free throws		Rebounds				pf	a	t/o	blk	stl	pts	avg
				fg-fga	pct	3fg-fga	pct	ft-fta	pct	off	def	tot	avg							
ALBANY	11/13/15	78-65	W	25-58	.431	1-14	.071	14-22	.636	13	15	28	28.0	26	4	15	0	9	65	65.0
NJIT	11/14/15	87-57	W	17-55	.309	5-19	.263	18-22	.818	7	16	23	25.5	22	8	14	2	6	57	61.0
vs #5/4 Duke	11/17/15	74-63	W	22-54	.407	5-13	.385	14-23	.609	15	24	39	30.0	20	9	16	8	3	63	61.7
WRIGHT STATE	11/20/15	78-63	W	21-58	.362	6-14	.429	15-17	.882	8	19	27	29.3	33	8	12	1	5	63	62.0
BOSTON U.	11/24/15	82-62	W	20-54	.370	8-24	.333	14-18	.778	8	19	27	28.8	22	9	17	2	6	62	62.0
vs USF	11/27/15	84-63	W	26-56	.464	2-10	.200	9-15	.600	10	21	31	29.2	17	5	14	4	2	63	62.2
ILLINOIS STATE	11/30/15	75-63	W	25-70	.357	5-20	.250	8-10	.800	14	23	37	30.3	32	8	16	2	5	63	62.3
Opponents		436		156-405	.385	32-114	.281	92-127	.724	75	137	212	30.3	172	51	104	19	36	436	62.3
Kentucky		558		201-410	.490	27-98	.276	129-194	.665	100	185	285	40.7	131	93	90	44	53	558	79.7

Games played: 7
 Points/game: 62.3
 FG Pct: 38.5
 3FG Pct: 28.1
 FT Pct: 72.4

Rebounds/game: 30.3
 Assists/game: 7.3
 Turnovers/game: 14.9
 Assist/turnover ratio: 0.5
 Steals/game: 5.1
 Blocks/game: 2.7



2015-16 Kentucky Men's Basketball
 Kentucky Points-Rebounds-Assists (as of Nov 30, 2015)
 All games



Opponent	Date	Score		00 LEE,MARCUS	01 LABISSIERE	3 ULIS,TYLER	04 MATTHEWS,C	10 DAVID,JOHN	11 MULDER,MYC	13 BRISCOE,IS
ALBANY	11/13/15	78-65	w	12-8-3	9-5-0	12-4-2	4-2-0	DNP	2-0-0	DNP
NJIT	11/14/15	87-57	w	10-8-0	26-5-0	5-5-5	1-0-2	0-0-0	0-2-1	11-12-2
vs #5/4 Duke	11/17/15	74-63	w	10-10-1	7-4-1	18-4-6	0-0-0	DNP	DNP	12-3-1
WRIGHT STATE	11/20/15	78-63	w	0-7-0	13-3-0	21-2-5	4-1-0	DNP	0-2-1	15-3-2
BOSTON U.	11/24/15	82-62	w	9-2-0	16-7-0	15-6-6	3-7-2	0-0-0	0-0-0	11-7-5
vs USF	11/27/15	84-63	w	4-6-0	17-4-2	8-2-2	11-2-1	2-0-0	0-0-0	6-6-7
ILLINOIS STATE	11/30/15	75-63	w	13-12-0	2-2-0	DNP	5-3-2	DNP	0-0-0	18-7-3

Opponent	Date	Score		15 HUMPHRIES,	22 POYTHRESS,	23 MURRAY,JAM	25 HAWKINS,DO	35 WILLIS,DER
ALBANY	11/13/15	78-65	w	4-2-0	2-3-0	19-3-8	0-1-0	14-5-3
NJIT	11/14/15	87-57	w	5-3-0	9-7-0	8-5-2	1-1-1	11-3-1
vs #5/4 Duke	11/17/15	74-63	w	2-3-1	9-7-0	16-5-5	DNP	0-0-0
WRIGHT STATE	11/20/15	78-63	w	DNP	10-10-0	13-6-1	DNP	2-0-0
BOSTON U.	11/24/15	82-62	w	DNP	14-10-0	12-3-2	0-0-0	2-2-0
vs USF	11/27/15	84-63	w	2-0-0	8-5-0	21-3-3	3-0-1	2-0-0
ILLINOIS STATE	11/30/15	75-63	w	DNP	9-7-2	16-5-1	7-0-0	5-2-0



2015-16 Kentucky Men's Basketball
 Kentucky Game-by-Game Highs (as of Nov 30, 2015)
 All games



Opponent	Date	Score	Points	Rebounds	Assists	Steals	Blocked shots
ALBANY	11/13/15	78-65	19-Jamal Murray	8-Marcus Lee	8-Jamal Murray	3-Jamal Murray	4-Skal Labissiere
NJIT	11/14/15	87-57	26-Labissiere, Skal	12-Isaiah Briscoe	5-Ulis, Tyler	2-Isaiah Briscoe	3-Marcus Lee
vs #5/4 Duke	11/17/15	74-63	18-Tyler Ulis	10-Marcus Lee	6-Tyler Ulis	4-Jamal Murray	2-Isaac Humphries Marcus Lee
WRIGHT STATE	11/20/15	78-63	21-Ulis, Tyler	10-Alex Poythress	5-Ulis, Tyler	2-Ulis, Tyler	1-Labissiere, Skal
BOSTON U.	11/24/15	82-62	16-Labissiere, Skal	10-Alex Poythress	6-Ulis, Tyler	3-Ulis, Tyler Isaiah Briscoe	3-Labissiere, Skal
vs USF	11/27/15	84-63	21-Jamal Murray	6-Marcus Lee Isaiah Briscoe	7-Isaiah Briscoe	2-Isaiah Briscoe Tyler Ulis	3-Skal Labissiere
ILLINOIS STATE	11/30/15	75-63	18-Isaiah Briscoe	12-Marcus Lee	3-Isaiah Briscoe	2-Matthews, Charles	2-Marcus Lee Alex Poythress



2015-16 Kentucky Men's Basketball
 Kentucky Team High/Low Analysis (as of Nov 30, 2015)
 All games



Kentucky - TEAM GAME HIGHS

POINTS	87		NJIT (11/14/15)
	84		vs USF (11/27/15)
	82		BOSTON U. (11/24/15)
	78		WRIGHT STATE (11/20/15)
	78		ALBANY (11/13/15)
FIELD GOALS MADE	33		BOSTON U. (11/24/15)
	32		NJIT (11/14/15)
FIELD GOAL ATTEMPTS	69		NJIT (11/14/15)
	67		vs #5/4 Duke (11/17/15)
FIELD GOAL PERCENTAGE	.560	(28-50)	ALBANY (11/13/15)
	.532	(25-47)	WRIGHT STATE (11/20/15)
3 PT FIELD GOALS MADE	6		vs USF (11/27/15)
	6		ALBANY (11/13/15)
3 PT FG ATTEMPTS	21		NJIT (11/14/15)
	17		ALBANY (11/13/15)
3 PT FG PERCENTAGE	.462	(6-13)	vs USF (11/27/15)
	.353	(6-17)	ALBANY (11/13/15)
FREE THROWS MADE	29		ILLINOIS STATE (11/30/15)
	26		WRIGHT STATE (11/20/15)
FREE THROW ATTEMPTS	46		ILLINOIS STATE (11/30/15)
	37		WRIGHT STATE (11/20/15)
FREE THROW PERCENTAGE	.842	(16-19)	vs USF (11/27/15)
	.750	(18-24)	NJIT (11/14/15)
REBOUNDS	54		NJIT (11/14/15)
	45		BOSTON U. (11/24/15)
ASSISTS	16		vs USF (11/27/15)
	16		ALBANY (11/13/15)
STEALS	12		BOSTON U. (11/24/15)
	9		vs USF (11/27/15)
	9		vs #5/4 Duke (11/17/15)
BLOCKED SHOTS	9		ILLINOIS STATE (11/30/15)
	9		NJIT (11/14/15)
TURNOVERS	20		ALBANY (11/13/15)
	15		ILLINOIS STATE (11/30/15)
FOULS	21		vs #5/4 Duke (11/17/15)
	21		ALBANY (11/13/15)



2015-16 Kentucky Men's Basketball
 Kentucky High/Low Analysis (as of Nov 30, 2015)
 All games



Opponent - GAME HIGHS

POINTS	65		ALBANY (11/13/15)
	63		ILLINOIS STATE (11/30/15)
	63		vs USF (11/27/15)
	63		WRIGHT STATE (11/20/15)
	63		vs #5/4 Duke (11/17/15)
FIELD GOALS MADE	26		vs USF (11/27/15)
	25		ILLINOIS STATE (11/30/15)
	25		ALBANY (11/13/15)
FIELD GOAL ATTEMPTS	70		ILLINOIS STATE (11/30/15)
	58		WRIGHT STATE (11/20/15)
	58		ALBANY (11/13/15)
FIELD GOAL PERCENTAGE	.464	(26-56)	vs USF (11/27/15)
	.431	(25-58)	ALBANY (11/13/15)
3 PT FIELD GOALS MADE	8		BOSTON U. (11/24/15)
	6		WRIGHT STATE (11/20/15)
3 PT FG ATTEMPTS	24		BOSTON U. (11/24/15)
	20		ILLINOIS STATE (11/30/15)
3 PT FG PERCENTAGE	.429	(6-14)	WRIGHT STATE (11/20/15)
	.385	(5-13)	vs #5/4 Duke (11/17/15)
FREE THROWS MADE	18		NJIT (11/14/15)
	15		WRIGHT STATE (11/20/15)
FREE THROW ATTEMPTS	23		vs #5/4 Duke (11/17/15)
	22		NJIT (11/14/15)
	22		ALBANY (11/13/15)
FREE THROW PERCENTAGE	.882	(15-17)	WRIGHT STATE (11/20/15)
	.818	(18-22)	NJIT (11/14/15)
REBOUNDS	39		vs #5/4 Duke (11/17/15)
	37		ILLINOIS STATE (11/30/15)
ASSISTS	9		BOSTON U. (11/24/15)
	9		vs #5/4 Duke (11/17/15)
STEALS	9		ALBANY (11/13/15)
	6		BOSTON U. (11/24/15)
	6		NJIT (11/14/15)
BLOCKED SHOTS	8		vs #5/4 Duke (11/17/15)
	4		vs USF (11/27/15)
TURNOVERS	17		BOSTON U. (11/24/15)
	16		ILLINOIS STATE (11/30/15)
	16		vs #5/4 Duke (11/17/15)
FOULS	33		WRIGHT STATE (11/20/15)
	32		ILLINOIS STATE (11/30/15)



2015-16 Kentucky Men's Basketball
 Kentucky High/Low Analysis (as of Nov 30, 2015)
 All games



Kentucky - GAME LOWS

POINTS	74		vs #5/4 Duke (11/17/15)
	75		ILLINOIS STATE (11/30/15)
	78		ALBANY (11/13/15)
	78		WRIGHT STATE (11/20/15)
	82		BOSTON U. (11/24/15)
FIELD GOALS MADE	22		ILLINOIS STATE (11/30/15)
	25		WRIGHT STATE (11/20/15)
FIELD GOAL ATTEMPTS	47		WRIGHT STATE (11/20/15)
	50		ALBANY (11/13/15)
FIELD GOAL PERCENTAGE	.431	(22-51)	ILLINOIS STATE (11/30/15)
	.448	(30-67)	vs #5/4 Duke (11/17/15)
3 PT FIELD GOALS MADE	2		WRIGHT STATE (11/20/15)
	2		ILLINOIS STATE (11/30/15)
3 PT FG ATTEMPTS	10		vs #5/4 Duke (11/17/15)
	10		WRIGHT STATE (11/20/15)
3 PT FG PERCENTAGE	.167	(2-12)	ILLINOIS STATE (11/30/15)
	.200	(2-10)	WRIGHT STATE (11/20/15)
	.200	(3-15)	BOSTON U. (11/24/15)
FREE THROWS MADE	11		vs #5/4 Duke (11/17/15)
	13		BOSTON U. (11/24/15)
FREE THROW ATTEMPTS	18		vs #5/4 Duke (11/17/15)
	19		vs USF (11/27/15)
FREE THROW PERCENTAGE	.500	(13-26)	BOSTON U. (11/24/15)
	.611	(11-18)	vs #5/4 Duke (11/17/15)
REBOUNDS	34		ALBANY (11/13/15)
	37		WRIGHT STATE (11/20/15)
	37		vs USF (11/27/15)
ASSISTS	8		ILLINOIS STATE (11/30/15)
	9		WRIGHT STATE (11/20/15)
STEALS	5		WRIGHT STATE (11/20/15)
	6		ALBANY (11/13/15)
	6		NJIT (11/14/15)
	6		ILLINOIS STATE (11/30/15)
BLOCKED SHOTS	1		WRIGHT STATE (11/20/15)
	5		BOSTON U. (11/24/15)
	5		vs USF (11/27/15)
TURNOVERS	8		vs USF (11/27/15)
	9		vs #5/4 Duke (11/17/15)
FOULS	17		WRIGHT STATE (11/20/15)
	17		vs USF (11/27/15)



2015-16 Kentucky Men's Basketball
Kentucky High/Low Analysis (as of Nov 30, 2015)
All games



Opponent - GAME LOWS

POINTS	57		NJIT (11/14/15)
	62		BOSTON U. (11/24/15)
	63		vs #5/4 Duke (11/17/15)
	63		WRIGHT STATE (11/20/15)
	63		vs USF (11/27/15)
	63		ILLINOIS STATE (11/30/15)
FIELD GOALS MADE	17		NJIT (11/14/15)
	20		BOSTON U. (11/24/15)
FIELD GOAL ATTEMPTS	54		vs #5/4 Duke (11/17/15)
	54		BOSTON U. (11/24/15)
FIELD GOAL PERCENTAGE	.309	(17-55)	NJIT (11/14/15)
	.357	(25-70)	ILLINOIS STATE (11/30/15)
3 PT FIELD GOALS MADE	1		ALBANY (11/13/15)
	2		vs USF (11/27/15)
3 PT FG ATTEMPTS	10		vs USF (11/27/15)
	13		vs #5/4 Duke (11/17/15)
3 PT FG PERCENTAGE	.071	(1-14)	ALBANY (11/13/15)
	.200	(2-10)	vs USF (11/27/15)
FREE THROWS MADE	8		ILLINOIS STATE (11/30/15)
	9		vs USF (11/27/15)
FREE THROW ATTEMPTS	10		ILLINOIS STATE (11/30/15)
	15		vs USF (11/27/15)
FREE THROW PERCENTAGE	.600	(9-15)	vs USF (11/27/15)
	.609	(14-23)	vs #5/4 Duke (11/17/15)
REBOUNDS	23		NJIT (11/14/15)
	27		WRIGHT STATE (11/20/15)
	27		BOSTON U. (11/24/15)
ASSISTS	4		ALBANY (11/13/15)
	5		vs USF (11/27/15)
STEALS	2		vs USF (11/27/15)
	3		vs #5/4 Duke (11/17/15)
BLOCKED SHOTS	0		ALBANY (11/13/15)
	1		WRIGHT STATE (11/20/15)
TURNOVERS	12		WRIGHT STATE (11/20/15)
	14		NJIT (11/14/15)
	14		vs USF (11/27/15)
FOULS	17		vs USF (11/27/15)
	20		vs #5/4 Duke (11/17/15)



2015-16 Kentucky Men's Basketball
 Kentucky Player High/Low Analysis (as of Nov 30, 2015)
 All games



Kentucky - INDIVIDUAL GAME HIGHS

Points	26		Labissiere, Skal vs NJIT (11/14/15)
	21		Jamal Murray vs USF (11/27/15)
	21		Ulis, Tyler vs Wright State (11/20/15)
	19		Jamal Murray vs Albany (11/13/15)
	18		Isaiah Briscoe vs Illinois State (11/30/15)
	18		Tyler Ulis vs #5/4 Duke (11/17/15)
Field Goals Made	10		Labissiere, Skal vs NJIT (11/14/15)
	8		Jamal Murray vs USF (11/27/15)
	8		Jamal Murray vs Albany (11/13/15)
Field Goal Att.	17		Jamal Murray vs #5/4 Duke (11/17/15)
	16		Jamal Murray vs USF (11/27/15)
FG Pct (min 5 made)	.875	(7-8)	Alex Poythress vs Boston U. (11/24/15)
	.833	(10-12)	Labissiere, Skal vs NJIT (11/14/15)
3-Point FG Made	3		Derek Willis vs NJIT (11/14/15)
	2		Jamal Murray vs USF (11/27/15)
	2		Tyler Ulis vs USF (11/27/15)
	2		Jamal Murray vs Boston U. (11/24/15)
	2		Jamal Murray vs #5/4 Duke (11/17/15)
	2		Jamal Murray vs Albany (11/13/15)
	2		Tyler Ulis vs Albany (11/13/15)
	2		Derek Willis vs Albany (11/13/15)
3-Point FG Att.	10		Jamal Murray vs NJIT (11/14/15)
	5		Jamal Murray vs USF (11/27/15)
	5		Jamal Murray vs Boston U. (11/24/15)
	5		Ulis, Tyler vs Boston U. (11/24/15)
	5		Jamal Murray vs Albany (11/13/15)
	5		Tyler Ulis vs Albany (11/13/15)
	5		Derek Willis vs Albany (11/13/15)
3-Pt FG Pct (min 2 made)	1.000	(2-2)	Tyler Ulis vs USF (11/27/15)
	.750	(3-4)	Derek Willis vs NJIT (11/14/15)
Free Throws Made	10		Jamal Murray vs Wright State (11/20/15)
	10		Ulis, Tyler vs Wright State (11/20/15)
Free Throw Att.	13		Jamal Murray vs Illinois State (11/30/15)
	12		Ulis, Tyler vs Wright State (11/20/15)
FT Pct (min 3 made)	1.000	(10-10)	Jamal Murray vs Wright State (11/20/15)
	1.000	(6-6)	Ulis, Tyler vs Boston U. (11/24/15)
	1.000	(6-6)	Tyler Ulis vs #5/4 Duke (11/17/15)
	1.000	(6-6)	Labissiere, Skal vs NJIT (11/14/15)
	1.000	(4-4)	Alex Poythress vs Wright State (11/20/15)
	1.000	(4-4)	Derek Willis vs Albany (11/13/15)
	1.000	(4-4)	Isaac Humphries vs Albany (11/13/15)
	1.000	(3-3)	Jamal Murray vs USF (11/27/15)
Rebounds	12		Marcus Lee vs Illinois State (11/30/15)
	12		Isaiah Briscoe vs NJIT (11/14/15)
Assists	8		Jamal Murray vs Albany (11/13/15)
	7		Isaiah Briscoe vs USF (11/27/15)
Steals	4		Jamal Murray vs #5/4 Duke (11/17/15)
	3		Ulis, Tyler vs Boston U. (11/24/15)
	3		Isaiah Briscoe vs Boston U. (11/24/15)
	3		Jamal Murray vs Albany (11/13/15)
Blocked Shots	4		Skal Labissiere vs Albany (11/13/15)
	3		Skal Labissiere vs USF (11/27/15)
	3		Labissiere, Skal vs Boston U. (11/24/15)

	3	Marcus Lee vs NJIT (11/14/15)
	3	Marcus Lee vs Albany (11/13/15)
Turnovers	5	Isaiah Briscoe vs Illinois State (11/30/15)
	5	Jamal Murray vs Wright State (11/20/15)
	5	Tyler Ullis vs Albany (11/13/15)
	5	Jamal Murray vs Albany (11/13/15)
Fouls	5	Isaiah Briscoe vs Illinois State (11/30/15)
	5	Marcus Lee vs #5/4 Duke (11/17/15)
	5	Skal Labissiere vs #5/4 Duke (11/17/15)
Minutes	40	Tyler Ullis vs #5/4 Duke (11/17/15)
	38	Jamal Murray vs #5/4 Duke (11/17/15)
	37	Tyler Ullis vs Albany (11/13/15)
	36	Ullis, Tyler vs Wright State (11/20/15)
	35	Jamal Murray vs USF (11/27/15)
	35	Isaiah Briscoe vs Boston U. (11/24/15)
	35	Isaiah Briscoe vs Wright State (11/20/15)



2015-16 Kentucky Men's Basketball
 Kentucky Opponent High/Low Analysis (as of Nov 30, 2015)
 All games



OPPONENT INDIVIDUAL GAME HIGHS

Points	22		Akoon-Purcell,DeVaug vs Illinois State (11/30/15)
	19		Benzinger, Grant vs Wright State (11/20/15)
	19		Lynn, Damon vs NJIT (11/14/15)
	18		Hooley, Peter vs Albany (11/13/15)
	17		Singletary, Evan vs Albany (11/13/15)
Field Goals Made	9		Akoon-Purcell,DeVaug vs Illinois State (11/30/15)
	7		Griffin, Roland vs Illinois State (11/30/15)
	7		Amile Jefferson vs #5/4 Duke (11/17/15)
	7		Singletary, Evan vs Albany (11/13/15)
Field Goal Att.	20		Akoon-Purcell,DeVaug vs Illinois State (11/30/15)
	16		Singletary, Evan vs Albany (11/13/15)
FG Pct (min 5 made)	.875	(7-8)	Amile Jefferson vs #5/4 Duke (11/17/15)
	.833	(5-6)	COUSINS, Jaleel vs USF (11/27/15)
3-Point FG Made	4		Lynn, Damon vs NJIT (11/14/15)
	3		Papale, John vs Boston U. (11/24/15)
	3		Benzinger, Grant vs Wright State (11/20/15)
	3		Matt Jones vs #5/4 Duke (11/17/15)
3-Point FG Att.	10		Papale, John vs Boston U. (11/24/15)
	9		Mosely, Cheddi vs Boston U. (11/24/15)
	9		Lynn, Damon vs NJIT (11/14/15)
3-Pt FG Pct (min 2 made)	.667	(2-3)	McIntosh, MiKyle vs Illinois State (11/30/15)
	.500	(3-6)	Benzinger, Grant vs Wright State (11/20/15)
	.500	(3-6)	Matt Jones vs #5/4 Duke (11/17/15)
Free Throws Made	8		Benzinger, Grant vs Wright State (11/20/15)
	6		Hooley, Peter vs Albany (11/13/15)
Free Throw Att.	9		Benzinger, Grant vs Wright State (11/20/15)
	8		Marshall Plumlee vs #5/4 Duke (11/17/15)
	8		Hooley, Peter vs Albany (11/13/15)
FT Pct (min 3 made)	1.000	(4-4)	McIntosh, MiKyle vs Illinois State (11/30/15)
	1.000	(4-4)	Mosely, Cheddi vs Boston U. (11/24/15)
	1.000	(4-4)	Coleman, Tim vs NJIT (11/14/15)
	1.000	(4-4)	Andrews, Jamir vs Albany (11/13/15)
Rebounds	15		Amile Jefferson vs #5/4 Duke (11/17/15)
	10		Marshall Plumlee vs #5/4 Duke (11/17/15)
Assists	3		Foreman, Kyle vs Boston U. (11/24/15)
	3		Dieudonne, Nathan vs Boston U. (11/24/15)
	3		Yoho, JT vs Wright State (11/20/15)
	3		Derryck Thornton vs #5/4 Duke (11/17/15)
	3		Willis, Winfield vs NJIT (11/14/15)
Steals	4		Coleman, Tim vs NJIT (11/14/15)
	4		Rowley, Mike vs Albany (11/13/15)
Blocked Shots	6		Marshall Plumlee vs #5/4 Duke (11/17/15)
	2		GUERRERO, Ruben vs USF (11/27/15)
	2		Dieudonne, Nathan vs Boston U. (11/24/15)
Turnovers	8		Foreman, Kyle vs Boston U. (11/24/15)
	6		PETERS, Roddy vs USF (11/27/15)
Fouls	5		Lee, Paris vs Illinois State (11/30/15)
	5		Griffin, Roland vs Illinois State (11/30/15)
	5		Havener, Nick vs Boston U. (11/24/15)
	5		Thomasson, Joe vs Wright State (11/20/15)
	5		Karena, Michael vs Wright State (11/20/15)
	5		Rowley, Mike vs Albany (11/13/15)



2015-16 Kentucky Men's Basketball
Kentucky Team Game-by-Game Comparison (as of Nov 30, 2015)
All games



Opponent	1st	2nd	Score	Mar	Total FG	FG Pct	3-Pointers	3FG Pct	Free Throws	FT Pct	Rebounds	Assist	T/Over	Block	Steal	Fouls
ALBANY	38/27	40/38	78-65	+13	28-50/25-58	.560/.431	6-17/1-14	.353/.071	16-24/14-22	.667/.636	34/28 +6	16/4	20/15	8/0	6/9	21/26
NJIT	36/28	51/29	87-57	+30	32-69/17-55	.464/.309	5-21/5-19	.238/.263	18-24/18-22	.750/.818	54/23 +31	14/8	14/14	9/2	6/6	18/22
#5/4 Duke	37/31	37/32	74-63	+11	30-67/22-54	.448/.407	3-10/5-13	.300/.385	11-18/14-23	.611/.609	39/39 -	15/9	9/16	7/8	9/3	21/20
WRIGHT STATE	39/26	39/37	78-63	+15	25-47/21-58	.532/.362	2-10/6-14	.200/.429	26-37/15-17	.703/.882	37/27 +10	9/8	12/12	1/1	5/5	17/33
BOSTON U.	40/33	42/29	82-62	+20	33-64/20-54	.516/.370	3-15/8-24	.200/.333	13-26/14-18	.500/.778	45/27 +18	15/9	12/17	5/2	12/6	18/22
USF	42/21	42/42	84-63	+21	31-62/26-56	.500/.464	6-13/2-10	.462/.200	16-19/9-15	.842/.600	37/31 +6	16/5	8/14	5/4	9/2	17/17
ILLINOIS STATE	31/31	44/32	75-63	+12	22-51/25-70	.431/.357	2-12/5-20	.167/.250	29-46/8-10	.630/.800	39/37 +2	8/8	15/16	9/2	6/5	19/32

Note: Game totals are displayed in the format TEAM/OPPONENT for each category