



2015-16 BASKETBALL GAME NOTES

Ole Miss Athletics Media Relations | 908 All-American Dr. | University, MS 38677 | 662-915-7509

MBB Contact: Daniel Snowden | desnowde@olemiss.edu | 662-816-7511 (c)

Web: OleMissSports.com, OleMissHoops.com | Twitter: @OleMissSports, @OleMissMBB

Facebook: Facebook.com/OleMissSports, Facebook.com/OleMissMBB | Blog: OleMissSports.com/Blog

2015-16 SCHEDULE

Date	Opponent [TV]	Time/Result
11/5	CLAYTON STATE (Ex.)	W, 103-87
11/13	NORTHWESTERN STATE [SECN+]	W, 90-76
11/16	GEORGIA SOUTHERN [SECN+]	W, 82-72
11/19	George Mason ^ [ESPN3]	L, 68-62
11/20	Towson ^ [ESPN3]	W, 76-60
11/22	Seton Hall ^ [ESPN3]	L, 63-75
11/25	GEORGIA STATE [SECN]	W, 68-59
11/28	at Bradley [ESPN3]	W, 67-54
12/5	vs. Massachusetts# [NBCSN]	W, 74-64
12/12	at Southeast Missouri [ASN]	W, 75-64
12/15	LOUISIANA TECH [SECN]	W, 99-80
12/18	at Memphis [ESPNNEWS]	W, 85-79
12/22	TROY [SECN]	W, 83-80 (OT)
1/2	at #10/11 Kentucky* [SECN]	6:00 p.m.
1/7	ALABAMA* [ESPNU]	8:00 p.m.
1/9	GEORGIA* [SECN]	7:30 p.m.
1/13	at LSU* [ESPN2]	8:00 p.m.
1/16	FLORIDA* [ESPN2]	7:00 p.m.
1/19	SOUTH CAROLINA* [SECN]	6:00 p.m.
1/23	at Mississippi State* [SECN]	1:00 p.m.
1/27	AUBURN* [SECN]	6:00 p.m.
1/30	at Kansas State% [ESPNU]	1:00 p.m.
2/3	at Missouri * [SECN]	8:00 p.m.
2/6	VANDERBILT* [ESPNU]	7:00 p.m.
2/9	at Florida* [ESPNU]	8:00 p.m.
2/13	ARKANSAS* [ESPNU]	1:00 p.m.
2/16	at Texas A&M* [ESPNU]	8:00 p.m.
2/20	at Auburn* [SECN]	4:00 p.m.
2/23	MISSOURI* [SECN]	8:00 p.m.
2/27	at Georgia* [SECN]	11:00 a.m.
3/2	MISSISSIPPI STATE* [SECN]	6:00 p.m.
3/5	at Tennessee* [SECN]	11:00 a.m.

* SEC Game | Ranking: AP/USA TODAY | All Times CT

^ Gilman Charleston Classic (Oxford, Miss./Charleston S.C.)

Basketball Hall of Fame Holiday Showcase (Springfield, Mass.)

% Big 12/SEC Challenge



#10/11 Kentucky

WILDCATS

(10-2, 0-0 SEC)

Head Coach: John Calipari

Career: 603-178/23rd

At Kentucky: 200-40/6th

SEC OPENER

Date: Saturday, Jan. 2, 2016

Time: 6:00 p.m. CT

Location: Lexington, Ky.

Arena: Rupp Arena (23,500)

Television: SEC Network

Matt Stewart, play-by-play

John Pelphry, analyst

Radio: Ole Miss Radio Network

Cabell Philpott, play-by-play

Live Audio: OleMissSports.com

Live Video: WatchESPN.com

Series: Kentucky leads series 103-13

In Lexington: Kentucky leads 49-2

Streak: Kentucky, W6

Last Meeting: Kentucky W, 89-86 (OT)

(1/06/15)



Ole Miss

REBELS

(10-2, 0-0 SEC)

Head Coach: Andy Kennedy

Career: 223-129/11th

At OM: 202-116/10th

TIP OFF

- Ole Miss heads to Kentucky to face the No. 10/11 Wildcats in the SEC opener for both schools. The Rebels have opened conference play on the road 14 of the last 18 seasons and are 11-4 in road games the last two years.
- The Rebels have won seven-straight games, which is the second-longest winning streak in the SEC, and own the league's best KenPom non-conference road win at Memphis (No. 73).
- Head coach **Andy Kennedy** picked up 200th career victory as the Ole Miss head man versus Louisiana Tech. The all-time winningest coach in school history, Kennedy is 202-116 in 10 seasons in Oxford and 223-129 in 11 years as a head coach. He is the 20th coach in SEC history to win 200 games at one school and has the fifth-most wins by a coach in his first 10 years in the league at one school.
- Senior G **Stefan Moody** leads the SEC, and ranks eighth nationally, in scoring at 23.8 ppg this year. He scored 20-plus points in seven-straight games, which is the best streak in school history since 1992. Moody has broke the 30-point mark twice and has made a 3-pointer in 26-straight games, which is the fourth-longest streak in school history.
- Senior G **Stefan Moody** is the SEC career leader in free throw percentage (min. 200 attempts) at 89.02 per cent ahead of Kentucky's Jodie Meeks (88.988 percent) and Kyle Macy (88.978 percent).
- Junior F **Sebastian Saiz** grabbed 12 rebounds in Ole Miss' win over Memphis and ranks third in the SEC, and 23rd nationally, pulling down 10.2 rpg. He also ranks fifth in the league with four double-doubles this year.
- Senior F **Tomasz Gielo** scored a career-high 23 points and pulled down 6 boards in the Rebels' win versus Troy. Gielo is averaging 12.3 ppg over his last eight games after posting just 3.3 ppg in the first four.

OLE MISS STYLE GUIDE

NAME

Ole Miss (preferred)
University of Mississippi
~~Mississippi~~

NICKNAME

Rebels

COLORS





Cardinal Red (PMS 186)
Navy Blue (PMS 2767)

MASCOT



Rebel

PROJECTED OLE MISS STARTERS

	PTS	REB	BLK	STL	FG%	FT%
 F 12 TOMASZ GIELDO 6-9 228 Sr. Szczecin, Poland	7.9	4.5	0.3	0.5	34.9	89.2
 F 11 SEBASTIAN SAIZ 6-9 240 Jr. Madrid, Spain	11.7	10.2	1.3	0.9	53.5	61.5
 G 1 MARTAVIOUS NEWBY 6-3 218 Sr. Memphis, Tenn.	6.1	5.3	1.9	1.7	40.4	63.6
 G 42 STEFAN MOODY 5-10 179 Sr. Kissimmee, Fla.	23.8	3.2	4.3	1.6	41.0	86.7
 G 14 RASHEED BROOKS 6-5 201 Jr. Kalamazoo, Mich.	7.5	1.8	1.0	0.3	50.0	62.5

1
G



MARTAVIOUS NEWBY

6-3 | 218 | Sr. | Memphis, Tenn.

PTS	REB	AST	STL	FG%	FT%
6.1	5.3	1.3	1.7	40.4	63.6

LAST GAME: Scored 10 points and grabbed 6 boards in a start.

NOTES: Third on a the team in rebounding at 5.3 rpg ... Averaging 7.0 boards a game over his last five games ... Recorded 2nd career double-double with 12 points, 12 boards in win at Memphis (12/18).

2
G



J.T. ESCOBAR

6-3 | 182 | Fr. | Tallahassee, Fla.

PTS	REB	AST	STL	FG%	FT%
1.8	0.2	0.7	0.1	31.3	75.0

LAST GAME: DNP

NOTES: Scored a career-high 11 points on 3 of 6 shooting from 3 vs. George Mason (11/19) ... Earned Parade All-America and first team All-State honors in high school.

3
G



TERENCE DAVIS

6-4 | 201 | Fr. | Southaven, Miss.

PTS	REB	AST	FG%	3FG%	FT%
0.4	0.4	0.0	33.3	0.0	0.0

LAST GAME: DNP

NOTES: Standout basketball and football player at Southaven High School ... Earned first team All-State honor in both as a senior ... Averaged 22.8 points, 8.2 rebounds, 4.1 assists and 2.8 blocks a game as a senior.

5
F



MARCANVIS HYMON

6-7 | 216 | So. | Memphis, Tenn.

PTS	REB	AST	BLK	FG%	FT%
5.8	5.8	0.7	1.2	56.6	64.3

LAST GAME: Grabbed 4 rebounds in a start.

NOTES: Second on the team in rebounding at 5.8 in only 17.3 minutes/game ... Posted career-high 14 rebounds in only 22 minutes vs. SEMO (12/5) ... Set career high with 20 points and added 9 rebounds in first career start vs. Towson (11/19).

10
G



SAM FINLEY

6-2 | 190 | Jr. | Riverside, Calif.

PTS	REB	AST	FG%	3FG%	FT%
6.4	2.1	0.5	38.3	13.3	62.9

LAST GAME: Scored a point and grabbed a rebound in 10 minutes.

NOTES: Scored 10 points, grabbed 4 rebounds and dished out an assist. vs. George Mason (11/19) ... Scored 16 points, grabbed 5 rebounds and dished out 2 assists in the season opener (11/13).

11
F



SEBASTIAN SAIZ

6-9 | 240 | Jr. | Madrid, Spain

PTS	REB	BLK	STL	FG%	FT%
11.7	10.2	1.3	0.9	53.5	61.5

LAST GAME: Scored 11 points and pulled down 8 boards off the bench.

NOTES: Averaging 11.4 rpg over his last five games ... Set career highs with 24 points and 17 boards vs. GSU (11/16) ... Ranks 3rd in SEC with 10.2 rpg ... Has six career double-doubles and 12 career double-digit rebounds games.

12
F



TOMASZ GIELO

6-9 | 228 | Sr. | Szczecin, Poland

PTS	REB	BLK	STL	FG%	FT%
9.2	4.6	0.3	0.5	37.6	89.5

LAST GAME: Scored career-high 23 points and grabbed 6 rebounds in a start.

NOTES: Averaging 12.3 ppg over last eight games ... Scored 15 points and pulled down 5 boards vs. Seton Hall (11/21) ... Averaged 10.9 ppg and a team-best 5.9 rpg as a junior for Liberty in 2013-14.

13
F



ANTHONY PEREZ

6-9 | 226 | Sr. | Cumana, Venezuela

PTS	REB	AST	STL	FG%	FT%
6.1	3.9	1.0	0.6	38.1	68.4

LAST GAME: Posted 9 points and 3 boards in 23 minutes off the bench.

NOTES: Averaging 9.0 ppg over his last three games ... Scored 6 points and pulled down a season-high 8 boards in win vs. UMass (12/5) ... Missed Bradley game with a concussion.

14
G



RASHEED BROOKS

6-5 | 201 | Jr. | Kalamazoo, Mich.

PTS	REB	STL	BLK	FG%	FT%
7.5	1.8	1.0	0.3	50.0	62.5

LAST GAME: Posted 4 points, 4 rebounds and 3 assists in a start.

NOTES: Averaging 11.7 ppg and shooting 63.6 percent from the field over his last three games. Posted career highs with 20 points and 4 3s vs. La. Tech (12/15) ... Scored 12 points and knocked down 3 3s in first career start. vs. Towson (11/19).

20
G



DONTE FITZPATRICK-DORSEY

6-4 | 183 | Fr. | Memphis, Tenn.

PTS	REB	AST	STL	FG%	FT%
-	2.0	1.0	-	0.0	-

LAST GAME: Collected 2 rebounds and an assist in first career action.

NOTES: Granted eligibility at the end of the fall semester ... Missed the first 10 games of the season ... Earned Tennessee AAA All-State honors as a senior.

25
F



TERRY BRUTUS

6-6 | 235 | Jr. | Spring Valley, N.Y.

PTS	REB	AST	STL	FG%	FT%
2.0	-	-	-	100.0	-

LAST GAME: Scored 2 points in first action of the season.

NOTES: Played in just two games after recovering from foot and knee surgeries ... Missed much of the last two years due to injury ... Played in 27 games as a freshman in 2013.

42
G



STEFAN MOODY

5-10 | 179 | Sr. | Kissimmee, Fla.

PTS	REB	AST	STL	FG%	FT%
23.8	3.2	4.3	1.6	41.0	86.7

LAST GAME: Posted 23 points, 7 assists and 6 steals in a start.

NOTES: Leads the SEC in scoring (23.8), 2nd in minutes played (35.0), 3rd in 3FG (2.8), 4th in FT% (.867), T5th in steals (1.6) and 8th in assists (4.3) ... Career-high with 30 points in win over UMass (12/5) Averaging 26.2 ppg over last five.

CAREER RECORD AS A HEAD COACH:

223-129 (.634 winning pct. / 11 Seasons)

RECORD AS OLE MISS' HEAD COACH:

202-116 (.635 winning pct. / 10 Seasons)

COACHING HONORS

2013 SEC Coach of the Year (NBCSports.com)
 2009 Clair Bee National Coach of the Year Finalist
 2007 SEC Coach of the Year (Associated Press)
 2006 BIG EAST Coach of the Year (CBS Sportslive, New York Post)
 2004 One of nation's "Top 10 Assistant Coaches" (Athlon)
 2004 One of nation's "Top 20 Recruiters" (Rivals.com)

**COACHING CAREER**

Season	School	Position	Record/Postseason
1994-95	So. Alabama	Assistant Coach	8-15
1996-97	UAB	Assistant Coach	18-14/NIT
1997-98	UAB	Assistant Coach	21-12/NIT
1998-99	UAB	Assistant Coach	20-12/NCAA
1999-00	UAB	Assistant Coach	14-14
2000-01	UAB	Assistant Coach	17-14
2001-02	Cincinnati	Asst. Coach/Recruiting Coordinator	31-4/NCAA
2002-03	Cincinnati	Asst. Coach/Recruiting Coordinator	17-12/NCAA
2003-04	Cincinnati	Asst. Coach/Recruiting Coordinator	25-7/NCAA
2004-05	Cincinnati	Assoc. Head Coach/Recruiting Coord.	25-8/NCAA
2005-06	Cincinnati	Interim Head Coach	21-13/NIT Quarters
2006-07	Ole Miss	Head Coach	21-13/NIT
2007-08	Ole Miss	Head Coach	24-11/NIT Semi
2008-09	Ole Miss	Head Coach	16-15
2009-10	Ole Miss	Head Coach	24-11/NIT Semi
2010-11	Ole Miss	Head Coach	20-14/NIT
2011-12	Ole Miss	Head Coach	20-14/NIT
2012-13	Ole Miss	Head Coach	27-9/NCAA 3rd Rd
2013-14	Ole Miss	Head Coach	19-14
2014-15	Ole Miss	Head Coach	21-13/NCAA 2nd Rd
2015-16	Ole Miss	Head Coach	10-2

PLAYING CAREER

1982-84 Two-time All-State selection at Winston Academy (Louisville, Miss.)
 1983 State Champions
 1984-86 Two-time All-State selection at Louisville HS
 1986 Parade All-American, Mississippi Player of the Year
 1986-87 Freshman at North Carolina State, coached by Jim Valvano
 1987 ACC Tournament Champions
 1988-91 Three-year letterman at UAB, coached by Gene Bartow
 1991 Honorable Mention All-America Selection (Basketball Times)
 Two-time All-Sun Belt Conference (1990,1991)
 School's 2nd all-time leading scorer (1,787 points)
 Still holds more than 15 school records, including season average of 21.8 ppg
 1990 Sun Belt Conference Champions, NCAA Tournament
 1989 NIT Final Four
 1991-94 Played professionally in the NBA (Charlotte) and in Greece, Spain, Holland and Puerto Rico

EDUCATION: Bachelor of Arts in History, UAB 1991**KENNEDY MAKING HIS MARK AT OLE MISS**

- The all-time winningest coach in Ole Miss history
- Two-time SEC Coach of the Year (2007, '13)
- 2013 SEC Tournament Title
- 2013 NCAA Third Round
- 2015 NCAA Second Round
- Two SEC Western Division Titles (2007, '10)
- Two NIT Final Four appearances (2008, '10)
- Seven postseason berths (2007, '08, '10, '11, '12, '13, '15)
- Tied the school record with 27 wins in 2013.
- Seven 20+ win seasons (2007 - 21, '08 - 24, '10 - 24, '11 - 20, 12 -20, '13-27, '15-21)
- Ole Miss was the only team in the SEC recognized by the NCAA in 2011-12 season for being in the top-10 percent of teams in the men's basketball Academic Progress Rate.
- More postseason wins (9) than any coach in program history.
- Reached 100 wins faster than any coach in school history (158 games).
- First coach to lead Ole Miss to nine-straight winning seasons.
- Led Rebels to seven 20-plus win season in first nine after and program recorded seven such seasons in first 96 years. Also, first coach to lead Ole Miss to four consecutive 20-win seasons.
- The Rebels have been nationally ranked a total of 18 weeks during Kennedy's tenure, rising as high as 14th.
- Has coached the school's all-time leading rebounder, shot blocker and 3-point FG shooter.
- Boasts the third-most wins in SEC history by a coach in his first nine years in the league with 192 trailing just Joe B. Hall, Kentucky (205) and Billy Donovan, Florida (193).
- The 20th coach in SEC history to win 200 games at one school.
- Ole Miss has led the SEC in scoring at just under 75.0 ppg in the nine seasons under Kennedy.
- Ole Miss, Florida and Kentucky are the only three teams in the SEC to advance to the NCAA Tournament two of the last three seasons.
- One of 10 active head coaches who have coached at least 10 years without a losing season.
- Ole Miss and Kentucky are the only two programs in the SEC to have finished .500 or better in the conference each of the last four seasons.
- Ole Miss has had six seasons with a .500 or better record in SEC in Kennedy's nine years, while the Rebels had 17 such seasons in the 96 years before his arrival.
- Fifth coach in SEC history to guide his teams to 20+ wins in seven of his first nine seasons. The others: Joe. B. Hall (Kentucky), Don DeVoe (Tennessee), Rick Pitino (Kentucky) and Tubby Smith (UGA/Kentucky).
- Fourth coach in SEC history with 45 or more wins in his first two seasons at a league school. The others: Tubby Smith (63 at Kentucky, 45 at Georgia), Eddie Sutton (50 at Kentucky) and Bruce Pearl (46 at Tennessee).
- Ole Miss season and single-game attendance records have been shattered.
- Ole Miss led the SEC in scoring (77.2) for the first time in school history in 2012-13.
- Ole Miss team statistical records in nearly every offensive category and some defensive categories have been established, as well as many individual records.
- Ole Miss is third in the SEC behind Florida and Kentucky for the most All-SEC selections in the last nine years (15).
- In 2007-08, Ole Miss set school records for longest winning streak and most wins to start a season.
- In 2006-07, Ole Miss won the most games (21) by a first-year Rebel head coach and received SEC Coach of the Year honors.





ANDY KENNEDY

HEAD COACH

21.3

In Kennedy's nine seasons, the Rebels have averaged 21.3 wins per year after winning 21-plus games just three times in the 96 years before his arrival.



2x SEC Coach of the Year
(2007, 2013)

100

He is the fastest coach to 100 victories in Ole Miss history (158 games).

192

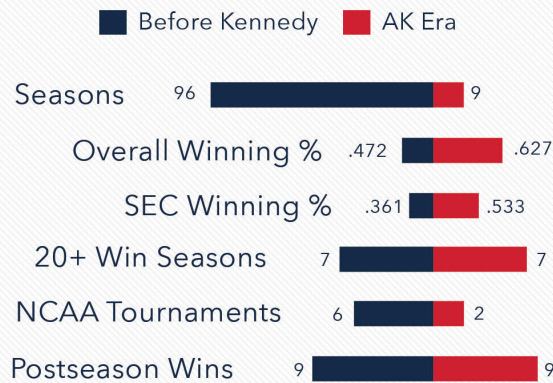
Kennedy has the most wins of any coach in Ole Miss history (192).



Seven postseason berths
(2007, 2008, 2010, 2011, 2012, 2013, 2015).



UNPARALLELED SUCCESS UNDER AK



Ole Miss has claimed one SEC Tournament title, two SEC West titles and two NIT Final Four appearances in the Kennedy era.



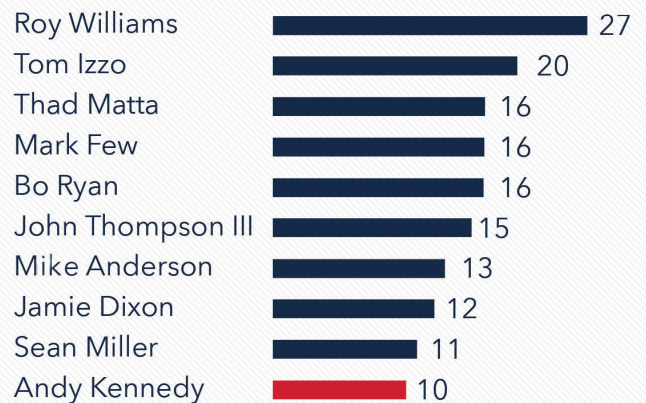
Ole Miss leads the SEC in scoring at just under 75.0 ppg over the last nine years under Kennedy.



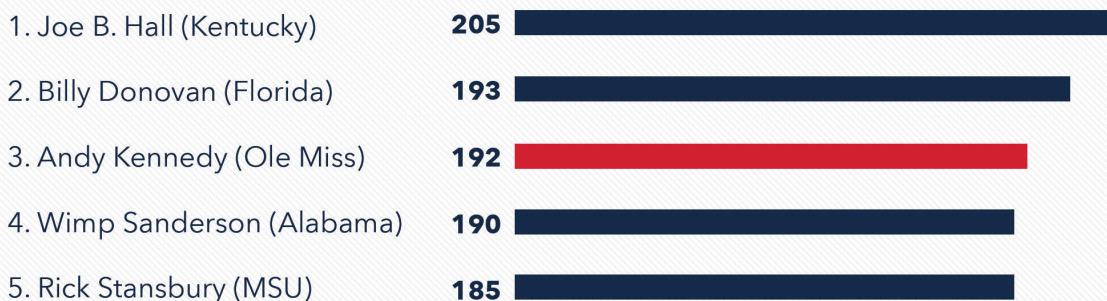
Ole Miss, Florida and Kentucky are the only three teams in the SEC to advance in the NCAA Tournament two of the last three seasons and win 20-plus game in seven of the last nine seasons.

Ole Miss and Kentucky are the only two teams in the SEC to finish .500 or better in conference play each of the last four seasons.

10+ SEASONS WITHOUT A LOSING RECORD



Kennedy boasts the third-most wins in SEC history by a coach in his first nine years in the league at one school:



OLE MISS QUICK FACTS

Name...Ole Miss (The University of Mississippi)
Nickname..... Rebels
Location..... Oxford, Mississippi
Founded..... November 6, 1848
Enrollment..... 23,838
School Colors..... Cardinal Red and Navy Blue
Mascot..... Rebel
Chancellor..... Dr. Jeffrey S. Vitter
Faculty Representative..... Dr. Ron Rychlak
Athletics Director..... Ross Bjork
Conference..... Southeastern (SEC)
2014-15 Record..... 21-13
SEC Record/Finish..... 11-7/t-3rd SEC
Postseason..... NCAA 2nd Round
Lettermen Returning/Lost..... 5/6
Starters Returning/Lost..... 3/2
Newcomers..... 7

#AK200

Head coach **Andy Kennedy picked up his 200th win** as the Ole Miss head man against Louisiana Tech. The all-time winningest coach in school history, Kennedy is 202-116 in 10 seasons in Oxford and holds a 223-129 record in 11 years as a head coach. Kennedy has beaten 92 different teams, including all 13 SEC foes, in his 10 years at Ole Miss and is **just the 20th coach in SEC history with 200 career wins at one school.**

KENNEDY ADMINISTRATION BEGINS 10TH YEAR

In 10 seasons under Mississippi native **Andy Kennedy**, Ole Miss has a 201-116 record, one SEC Tournament championship, two SEC West championships, seven 20-win campaigns and seven postseason berths, which includes two NCAA Tournament appearances and pair of trips to the NIT Final Four. **The all-time winningest coach in school history, Kennedy has averaged more than 21 wins per season in his nine full years in Oxford.**

COMPARING THE TEAMS

Statistic	Ole Miss	Kentucky
Scoring Offense	77.0	78.1
Scoring Defense	69.2	66.2
Scoring Margin	+7.8	+11.8
Field Goal Pct.	.434	.470
Opp. Field Goal Pct.	.408	.402
3-Point Pct.	.311	.317
Opp. 3-Point Pct.	.346	.303
Free Throw Pct.	.724	.671
Rebounds Per Game	40.3	39.8
Opp. Rebounds Per Game	34.8	32.7
Rebound Margin	+5.6	+7.1
Assists Per Game	13.0	13.7
Turnovers Per Game	11.9	13.0
Opp. Turnovers Per Game	13.8	14.2
Turnover Margin	+1.9	+1.2
Steals Per Game	7.8	6.5
Blocks Per Game	3.7	6.2

MEDIA SERVICES

CREDENTIALS

Please contact the Athletics Media Relations Office for game credentials. Requests for credentials should be emailed to desnowde@olemiss.edu and will be limited to working members of the media. Credentials will be held at the will-call table located at the media entrance on the East side of Tad Smith Coliseum.

Space problems on press row do occur because of lack of seating. As a result, priority will be given to media representatives that cover Ole Miss basketball on a regular basis. Credentials are non-transferable. Unauthorized use is strictly prohibited.

INTERVIEW POLICY

All interview requests — coaches and players — **MUST** be coordinated through the Athletics Media Relations office. During the week, head coach Andy Kennedy and Rebel players will generally be available for interview at the BPF before practice on Mondays, unless arranged otherwise. Please email or text your player requests to Daniel Snowden by 5 p.m. of the day prior to interviews. There will be no gameday player interviews until after the game.

PRACTICE POLICY

Ole Miss basketball practices and walk-throughs are closed to the public and the media.

WEEKLY TELECONFERENCE

The Southeastern Conference conducts a weekly Monday morning teleconference with all 14 men's basketball head coaches beginning in January and running through the end of the season. Coach Kennedy is on the teleconference at 11:10 a.m.

POSTGAME INTERVIEWS

Both team locker rooms are **CLOSED** to the media following the game, by facility policy. Coach Kennedy will address the media approximately 10 minutes after the game. Selected players will be brought into the interview room following the head coach. Visiting coach and player interviews will be coordinated through the visiting team's media relations contact.

CONSISTENT WINNER

Andy Kennedy is one of 10 active head coaches with 10 or more seasons without a losing record. The list includes: Roy Williams (27), Tom Izzo (20), Thad Matta (16), Mark Few (16), John Thompson III (15), Mike Anderson (13), Jamie Dixon (12) and Sean Miller (11).

OFFENSIVE MACHINE

Ole Miss leads the SEC in scoring over the last nine years under Andy Kennedy averaging just under 75.0 points a game and has produced a top-five individual scorer in the league seven of his nine seasons.

OLE MISS REBEL ROSTER

No.	Name	Pos.	Ht.	Wt.	Yr.	Hometown (High School/Other School)
0	Deandre Burnett	G	6-2	194	So.	Miami Gardens, Fla. (Miami (Fla.))
1	Martavious Newby	G	6-3	218	Sr.	Memphis, Tenn. (Booker T. Washington)
2	J.T. Escobar	G	6-2	182	Fr.	Tallahassee, Fla. (Elev8 Prep)
3	Terence Davis	G	6-4	201	Fr.	Southaven, Miss. (Southaven)
5	Marcanvis Hymon	F	6-7	216	So.	Memphis, Tenn. (Whitehaven)
10	Sam Finley	G	6-2	190	Jr.	Riverside, Calif. (Howard)
11	Sebastian Saiz	F	6-9	240	Jr.	Madrid, Spain (Sunrise Christian Academy)
12	Tomasz Gielo	F	6-9	228	Sr.	Szczecin, Poland (Liberty)
13	Anthony Perez	F	6-9	226	Sr.	Cumana, Venezuela (World Life Traditional School)
14	Rasheed Brooks	G	6-5	201	Jr.	Kalamazoo, Mich. (Southwest Tennessee C.C.)
15	Alex Shepard	G	6-3	191	Fr.	Carthage, Miss. (Leake Academy)
20	Donte Fitzpatrick-Dorsey	G	6-4	183	Fr.	Memphis, Tenn. (Southwind)
25	Terry Brutus	F	6-6	235	Jr.	Spring Valley, N.Y. (Massanutten Military Academy)
30	Jake Coddington	F	6-6	212	Jr.	Edwardsville, Ill. (Three Rivers C.C.)
42	Stefan Moody	G	5-10	179	Sr.	Kissimmee, Fla. (Kilgore)

Head Coach: Andy Kennedy (UAB '91 - 10th Year at Ole Miss)

Assistant Coaches: Bill Armstrong, Tony Madlock, Todd Abernethy

Coordinator of Operations: James Hark

Video Coordinator: Jon Nevol

PRONUNCIATIONS

TOMASZ GIELO	Toe-MOSS Gee-EL-oh
MARCANVIS Hymon	Mar-CAN-vis
STEFAN Moody	Ste-FON
MARTAVIOUS Newby	mar-TAY-vee-us
Sebastian SAIZ	cy-EES

REBEL OPEN SEC PLAY ON THE ROAD

Ole Miss will open league play at No. 10/11 Kentucky Saturday night. **It marks the 14th time in the last 18 years the Rebels have opened conference play on the road.** Ole Miss has won its last two SEC openers before falling in overtime at Kentucky last year. The Rebels are 28-55 all-time in league openers.

OLE MISS CLOSES OUT TAD PAD WITH WIN

Ole Miss knocked off Troy in overtime 83-80 in the 700th and final game in C.M. "Tad" Smith Coliseum. Senior F **Tomasz Gielo** scored a career-high 23 points and finished 5 of 11 from 3-point range in the victory, while senior G **Stefan Moody** also added 23 points, 7 assists and 6 steals. The Rebels finished with an overall record of 490-210 in the Tad Pad and were **126-31 (.803) under head coach Andy Kennedy.** Opened in 1966, Tad Smith Coliseum was built for an original cost of \$1.8 million and **hosted 3,463,639 fans in its 50 years.**

PAVILION TO OPEN IN JANUARY

The centerpiece of the Forward Together campaign, the **state-of-the-art \$95 million Pavilion at Ole Miss, will open January 7, 2016.** The Pavilion will have a capacity of 9,500 fans and will include a number of first class amenities, including a private student concourse, courtside and baseline seating for students, three premium club areas for fans, and over 1,700 premium seats all within an intimate seating bowl.

REBELS TAKE DOWN TIGERS

Senior G **Stefan Moody** scored 21 points leading five Ole Miss players in double figures as the Rebels won their sixth straight with an 85-79 victory over Memphis. The Rebels built an 18-point lead in the first half, thanks to an 18-2 run, and the **Ole Miss defense held Memphis without a field goal for more than 10 minutes.** Senior G **Martavious Newby recorded his second career double-double with 12 points and 12 rebounds,** while junior F **Sebastian Saiz** posted his fourth double-double of the season with 11 points and 11 boards. **The Rebels improved to 11-4 in road games over the last two years.**

MOODY LEADS THE SEC IN SCORING

Senior G **Stan Moody posted 23 points in the Rebels' over the Troy and leads the in the SEC, and ranks eighth nationally, in scoring this season at 23.8 ppg.** It was his seventh-straight game with 20-plus points becoming the first Rebel since Joe Harvell in 1992 to post seven-straight 20-point games. He has scored 20-plus points 10 times this season and eclipsed the 30-point mark twice against Towson and UMass. **He is the second highest power-conference scorer in the nation this season and holds a 18.4 ppg career scoring average, which ranks 10th in school history.**

NCAA Scoring Leaders

- 1. James Daniel, Howard 29.0 PPG
- 2. Josh Adams, Wyoming 26.9 PPG
- 3. Kahil Felder, Oakland 26.6 PPG
- 4. Buddy Hield, Oklahoma 24.9 PPG
- 5. Jack Gibbs, Davidson 24.6 PPG
- 6. Ladarius Tabb, Alabama A&M 24.0 PPG
- 7. Pascal Siakam, New Mexico St. 23.8 PPG
- 8. Stefan Moody, Ole Miss 23.8 PPG**
- 9. Zeek Woodley, Northwestern St. 23.7 PPG
- 10. Anthony Barber, North Carolina St. 23.1 PPG

SAIZ SAYS DOUBLE-DOUBLE

Junior F **Sebastian Saiz recorded his fourth double-double of the season against Memphis (12 points, 12 rebounds)** and now has six double-doubles in his career. **He is averaging 11.4 boards a game over his last five games.** Saiz became the first Rebel since Murphy Holloway in 2013 to record a double-double in back-to-back games after recording two-straight to start the season. Saiz ranks fifth in the SEC with four double-doubles this year and is **pulling down 10.2 boards a game, which ranks third in the conference and 23rd nationally.**

BY THE NUMBERS

The Rebels' record is ...

- Overall. 10-2
- SEC Games 0-0
- Streak W7
- Overtime 0-0
- Home Overall (SEC) 5-0 (0-0)
- Road Overall (SEC) 4-0 (0-0)
- Neutral Games (SEC) 1-2 (0-0)

- Day Games 7-2
- Night Games (6 p.m. or later) 3-0
- November Games 5-2
- December Games 5-0
- January Games 0-0
- February Games 0-0
- March Games 0-0

- Monday Games 1-0
- Tuesday Games 2-0
- Wednesday Games 1-0
- Thursday Games 0-1
- Friday Games 3-0
- Saturday Games 3-0
- Sunday Games 0-1

- Red Jerseys 2-1
- Navy Jerseys 3-1
- White Jerseys 4-0
- Grey Jerseys 1-0

- Overtime Games 1-0
- vs. Ranked Opponents 0-0

Rebels' record when ...

- Leading at the half 8-1
- Tied at the half 0-0
- Behind at the half 2-1

- Scores 90 points or more 2-0
- Scores 80-89 points 3-0
- Scores 70-79 points 3-0
- Scores less than 70 points 2-2

- Out-rebounds opponent 8-1
- Out-rebounded by opponent 1-1
- Ties opponents in rebounds 1-0

- Shoots 50 percent or better 2-0
- Shoots between 40-49 percent 6-0
- Shoots under 40 percent 2-2
- Shoots 30 percent or better from 3-pt. 6-0
- Shoots under 30 percent from 3-pt. 4-2
- Shoots 70 percent or better from FT line 6-1
- Shoots 60-69 percent from FT line 4-0
- Shoots under 60 percent from FT line 0-1
- Opp. shoots 50 percent or better 0-0
- Opp. shoots 40-49 percent 6-1
- Opp. shoots under 40 percent 5-0
- Opp. shoots 30 percent or better from 3-pt. 9-2
- Opp. shoots under 30 percent from 3-pt. 1-0
- Commits 15 turnovers or more 3-0
- Commits less than 15 turnovers 7-2
- Forces 15 turnovers or more 5-1
- Forces less than 15 turnovers 5-1
- Has less (or same) turnovers than opp. 7-2

OLE MISS IN SEC/NCAA STATS

	SEC	NCAA	Category (as of 12/30)
Ole Miss	3	76	FT % (.724)
Ole Miss	3	65	Rebounding Offense (40.3)
Ole Miss	4	60	Rebounding Margin (+5.6)
Ole Miss	T3	53	Steals (7.8)
Ole Miss	4	52	Offensive Rebounds (13.4)
Ole Miss	4	--	Offensive Rebound % (.362)
Ole Miss	5	--	Defensive Rebound % (.708)
Ole Miss	5	--	Turnover Margin (+1.9)
Ole Miss	5	55	Turnovers (11.5)
S. Moody	1	8	Scoring (23.8)
S. Moody	1	T27	FG Made (87)
S. Moody	1	T10	FG Attempts (212)
S. Moody	5	--	3FG % (.365)
S. Moody	2	59	3FG Attempts (2.8)
S. Moody	3	--	3FG/Game (2.8)
S. Saiz	3	T23	Rebounding (10.3)
M. Hymon	19	--	Rebounding (5.8)
S. Saiz	5	--	Off. Rebounds/Game (3.0)
S. Saiz	3	25	Def. Rebounds/Game (7.17)
S. Saiz	5	--	Double-Doubles (4)
S. Moody	8	--	Assists (4.3)
S. Moody	2	T26	FT Attempts (90)
S. Moody	1	8	FT Made (78)
S. Moody	4	77	FT % (.867)
S. Moody	2	70	Minutes Played (35.0)
M. Newby	4	--	Steals (1.7)
S. Moody	T5	--	Steals (1.6)

SEC-ONLY STATS

REBELS HITTING FREEBIES

Last year, Ole Miss ranked third in the nation hitting 77.3 percent of its free throw attempts and the Rebels have picked up with they left off hitting 72.4 percent to start the year, which ranks third in the league. Ole Miss hit 40 of 53 attempts against Georgia Southern, which was the second-most attempts in a game in school history and tied for the second-most made. Senior G **Stefan Moody, who led the SEC and ranked seventh in the nation a year ago** shooting 90.7 percent (149 of 165), ranks fourth in the league this season hitting 86.7 percent (78 of 90) of his attempts. **Moody is the SEC's career leader in free throw percentage at 89.02 percent (min. 200 attempts) ahead of Kentucky's Jodie Meeks (88.988 percent) and Kyle Macy (88.978 percent).**

KENNEDY'S FIRST NINE YEARS RANK AMONG ALL-TIME SEC GREATS ...

Last season, head coach Andy Kennedy moved past Alabama's Wimp Sanderson for the **third-most wins by a head coach in their first nine years in the league at one school.** See the list below:

1. Joe B. Hall (Kentucky) - 205
2. Bill Donovan (Florida) - 193
- 3. Andy Kennedy (Ole Miss) - 192**
4. Wimp Sanderson (Alabama) - 190
5. Rick Stansbury (MSU) - 185
6. Mark Gottfried (Alabama) - 181
7. Cliff Ellis (Auburn) - 172
8. Kevin Stallings (Vanderbilt) - 170
9. Don Devoe (Tennessee) - 169
10. John Brady (LSU) - 167
11. Hugh Durham (Georgia) - 164
12. Dale Brown (LSU) - 161
- Roy Skinner (Vanderbilt) - 161
14. Babe McCarthy (MSU) - 159

... AND HE IS CLIMBING UP THE 10-YEAR LIST

Kennedy also ranks fifth on the list for most win by a coach in their first 10 years in the league at one school. See the list below:

1. Joe B. Hall (Kentucky) - 227
2. Bill Donovan (Florida) - 226
3. Wimp Sanderson (Alabama) - 216
4. Rick Stansbury (Mississippi State) - 208
- 5. Andy Kennedy (Ole Miss) - 202**
6. Mark Gottfried (Alabama) - 198
7. Kevin Stallings (Vanderbilt) - 189
8. Cliff Ellis (Auburn) - 186
9. Don Devoe (Tennessee) - 185
10. John Brady (LSU) - 184
- Hugh Durham (Georgia) - 184
12. Dale Brown (LSU) - 175
13. Roy Skinner (Vanderbilt) - 173
14. Babe McCarthy (Mississippi State) - 169

SERIES HISTORY VS. KENTUCKY

Saturday's game will be the 117th meeting between the two schools. The Wildcats hold a 103-13 lead in the series, but two of the Rebels' 13 all-time wins have come in the last ten meetings. Ole Miss is 49-2 all time versus the Wildcats in Lexington, including one win all time at Rupp Arena in 1998. The Rebels other won in Lexington came in the schools' second all-time meeting in 1927.

SCOUTING THE WILDCATS

The Wildcats are 10-2 this year after knocking off in-state foe Louisville 75-73 Saturday. Freshman G Jamal Murray leads Kentucky in scoring at 16.7 ppg and is averaging 19.0 ppg over the last five games. The

reigning SEC Player of the Week, sophomore G Tyler Ullis is second on the team in scoring at 12.8 ppg and has dished out a team-best 61 assists. Junior F Marcus Lee and Alex Poythress lead the team each pulling down just 7.2 rebounds a game, but the Wildcats have a +7.1 rebounding margin and rank second in the league in rebounding defense at 32.7 rpg.

REBELS FOLLOWING NEW RULES

With the introduction of new rules this season regarding how players defend, the Rebels have done a good job following them. **Ole Miss is committing just 18.2 fouls a game, which is the fewest in the SEC.**

REBELS WINNING BATTLE OF BOARDS

Ole Miss is tied for third in the SEC and 65th in the nation with a +5.6 rebounding margin. **The Rebels have been out rebounded by their opponent just two times this season and are 8-1 when out rebounding their opponent.**

OLE MISS ROUTS BULLDOGS

Senior G **Stefan Moody** led four Rebels in double figures with 29 points as Ole Miss rolled over Louisiana Tech 99-80. Junior G **Rasheed Brooks added a career-high 20 points for the Rebels, hitting 8 of 10 from the field, including 4 3-pointers**, as Ole Miss posted its highest-offensive output since 2013. Sophomore F **Marcanvis Hymon** and senior F **Tomasz Gielo** added 14 and 13 points, respectively. Senior F **Sebastian Saiz pulled down 15 boards, as Ole Miss won the rebounding battle for the ninth time this season.**

REBELS PICK UP ROAD WIN AT SEMO

Senior G **Stefan Moody** scored a game-high 28 points, including 19 in the second half, to lead the Rebels to the road win. Moody had just 11 points midway through the second half, before he took over the game and **scored 15-straight points for Ole Miss over a stretch of 3:04**. Senior F **Sebastian Saiz** posted his third double-digit rebound game of the season with 11 boards, while sophomore F **Marcanvis Hymon pulled down a career-high 14 rebound** as the Rebel won the battle off the glass 53-36 over the Redhawks.

OLE MISS WINS AT UMASS

Senior G **Stefan Moody tied a career high with 30 points and 6 assists** as Ole Miss knocked off UMass 74-64 in the Naismith Hall of Fame Holiday Showcase. Moody was 9 of 18 from the floor with 3 3-pointers and 9 of 10 from the line. Junior F **Sebastian Saiz recorded his third double-double of the season with 16 points with 12 rebounds** in the victory. The Minutemen led by two at the break, 33-31, Moody's 3-pointer at 14:03 mark of the second tied the game at 42 and sparked a 10-2 run by the Rebels that put the game away.

GIELO PACES REBELS AGAINST GEORGIA STATE

Senior F **Tomasz Gielo** has broken out of an early season slump over the last four games. Gielo scored 13 points and hit 4 of 7 from the field and 2 of 2 from behind the arc in the Rebels' win over Georgia State and is **averaging 10.6 ppg over his last six games after posting just 3.3 ppg in the first four**. He is also averaging 5.3 boards a game over the last six games after posting just 3.0 to start the year.

REBELS KNOCK OFF GEORGIA SOUTHERN

Ole Miss improved to 2-0 on the season with an 82-72 win over Georgia Southern. Junior F **Sebastian Saiz posted career highs with 24 points and 17 rebounds** to record his second-straight double-double to start the year and the fourth of his career. Senior G **Stefan Moody** added 22 points on 15 of 17 from the free throw line. As a team, the Rebels hit 40 of 53 from the line. **It was the first time since 1999 Ole Miss had attempted more than 50 free throws in a game.**

HYMON HAS CAREER DAY IN FIRST START

Sophomore F **Marcanvis Hymon** certainly made the most of his first career start against Towson. The Memphis, Tennessee native posted a **career high with 20 points and added 9 rebounds and 3 blocked shots** in the Rebels' 76-60 victory over the Tigers. He knocked down a **career-best 10 of 11**

CAREER RECORDS WATCH

SCORING AVERAGE

- 40.1 Johnny Neumann (23 games, 1971)
- 26.1 Gerald Glass (60 games, 1989-90)
- 24.8 Denver Brackeen (42 games, 1954-55)
- 22.2 Don Kessinger (70 games, 1962-64)
- 21.2 John Stroud (110 games, 1977-80)
- 19.6 Marshall Henderson (66 games, 2013-2014)
- 19.5 Jack Waters (71 games, 1959-61)
- 19.3 Cob Jarvis (68 games, 1952-54)
- 18.9 Joe Gibbon (86 games, 1954-57)
- 18.4 Stefan Moody (46 games, 2014-16)**

FREE THROW PERCENTAGE

- .890 Stefan Moody, 227-255 (2014-16)**
- .877 David Rhodes, 179-204 (1971-73)
- .860 Chris Warren, 419-487 (2008-11)
- .857 Marshall Henderson, 264-308 (2013-14)
- .829 Jack Waters, 300-362 (1959-61)
- .827 Dave Shepherd, 177-214 (1974-75)
- .8204 Don Kessinger, 329-401 (1962-64)
- .8196 Jason Harrison, 359-438 (1999-2002)
- .805 Rod Barnes, 231-287 (1985-88)
- .801 David Huertas, 177-221 (2008-09)

CONSECUTIVE GAMES WITH A 3-POINTER

- 66 Marshall Henderson (2013-14)
- 46 Chris Warren (2010-11)
- 41 Aaron Harper (2001-03)
- 26 Stefan Moody (2014-16)**
- 24 David Huertas (2008-09)

GAME LEADERS

LED TEAM IN PTS:	DOUBLE-FIGURE REBS:
Moody..... 10	Saiz..... 6
Gielo..... 2	Hymon..... 1
Saiz..... 1	Newby..... 1

LED TEAM IN REBS:	DOUBLE-DOUBLES:
Saiz..... 9	Saiz..... 4
Hymon..... 3	Newby..... 1
Finley..... 1	

DOUBLE-FIGURE PTS:
Moody..... 12
Saiz..... 7
Gielo..... 6
Finley..... 4

LED TEAM IN ASSISTS:
Moody..... 10
Newby..... 3
Gielo..... 2
Perez..... 1
Brooks..... 1
Saiz..... 1

20-POINT GAMES:
Moody..... 10
Gielo..... 1
Saiz..... 1
Hymon..... 1
Brooks..... 1

field goal attempts and tied for the second-best FG percentage in a game (min. 10 attempt) in school history with former Rebel greats Carlos Clark and Rahim Lockhart.

OLE MISS WINS SEASON OPENER

The Rebels improved to an overall record of 80-26 (.752 winning percentage) in season openers with a 90-76 win over Northwestern State. The Rebels have won 11 of their last 12 season openers. Senior G **Stefan Moody tied a career-high with 29 points**, including 16 in the second half, on 10 of 23 shooting and knocked down 4 3s. Junior F **Sebastian Saiz posted his third career double-double with 16 points and 14 rebounds**, as the Rebels won the battle off the glass 44-36 over the Demons.

OLE MISS IN THE NCAA TOURNAMENT

The Rebels made their eighth appearance in the Big Dance in 2014-15 and sport a 5-8 mark in the NCAA Tournament. **In the highest-scoring game of the tournament, Ole Miss knocked off BYU 94-90 in the First Four** game in Dayton before falling to Xavier 76-57 in the second round. Head coach **Andy Kennedy** is 2-2 all time in the Big Dance and has 40 percent of Ole Miss' NCAA Tournament wins.

REBELS WIN 20 ... AGAIN

The Rebels won 20 games for the seventh time in nine seasons under **Andy Kennedy** last season. Ole Miss had seven 20-win campaigns in the 96 seasons prior to Kennedy's arrival in Oxford. **Kennedy is just the fifth coach in SEC history to guide his teams to 20+ wins in at least seven of his first nine seasons in the league.** The others: Billy Donovan (Florida), Joe. B. Hall (Kentucky), Rick Pitino (Kentucky), Tubby Smith (Georgia/Kentucky). Kennedy is also the first coach in Ole Miss history to win 20 games in four-straight season. **Only Florida (8) and Kentucky (8) have more 20-win seasons over the last nine years in the SEC than the Rebels.**

HONORS

Stefan Moody:
Preseason All-SEC 1st Team (Coaches/Media)
Gildan Charleston Classic All-Tournament Team

GAME-BY-GAME STARTING LINEUPS

Opponent	Result	PG	G	G/F	F	F/C
Northwestern State	W, 90-76	Finley	Moody	Newby	Gielo	Saiz
Georgia Southern	W, 82-72	Finley	Moody	Newby	Gielo	Saiz
George Mason	L, 68-62	Finley	Moody	Newby	Gielo	Saiz
Towson	W, 76-60	Moody	Brooks	Perez	Hymon	Saiz
Seton Hall	L, 63-75	Moody	Brooks	Perez	Hymon	Saiz
Georgia State	W, 68-59	Moody	Brooks	Perez	Gielo	Saiz
Bradley	W, 67-54	Moody	Brooks	Newby	Gielo	Saiz
Massachusetts	W, 74-64	Moody	Brooks	Perez	Gielo	Saiz
Southeast Missouri	W, 75-64	Moody	Brooks	Perez	Gielo	Saiz
Louisiana Tech	W, 99-80	Moody	Brooks	Newby	Gielo	Saiz
Memphis	W, 85-79	Moody	Brooks	Newby	Gielo	Saiz
Troy	W, 83-80 (OT)	Moody	Brooks	Newby	Gielo	Hymon
Kentucky						
Alabama						
Georgia						
LSU						
Florida						
South Carolina						
Mississippi State						
Auburn						
Kansas State						
Missouri						
Vanderbilt						
Florida						
Arkansas						
Texas A&M						
Auburn						
Missouri						
Georgia						
Mississippi State						
Tennessee						



PAVILION QUICK FACTS	
Arena Name	The Pavilion at Ole Miss
Capacity	8,867
Opening Date	Jan. 7, 2015
Architect	AECOM
General Contractor	BL Harbert
All-Time Record	0-0
Record Crowd	

PAVILION FIRSTS	
First Game	vs. Alabama (1/7/15)
First Win	
First Overtime Game	
First Point	
First Point (Ole Miss)	
First Field Goal	
First Field Goal (Ole Miss)	
First 3-Pointer	
First 3-Pointer (Ole Miss)	
First Dunk	
First Dunk (Ole Miss)	

PAVILION BY THE NUMBERS ...	
1	Gigabits per Second of C Spire Speedzone
3	Number of Premium Seating Areas
4	Number of Cranes Used
22	Width of Seat in Inches
25	Width of Concourse in Feet
34	Inches of Legroom Per Seat
39	Feet to Court from Closest Seat
126	Feet to Court from Farthest Seat
250	Number of Fans Per Concession Point
526	Days of Construction
10,000	Cubic Yards of Concrete
185,000	Pounds of Rebar
\$95,000,000	Cost to Build

THE PAVILION AT OLE MISS FAQs

What is the official name of the Pavilion?
The official name is the Pavilion at Ole Miss.

Does the Pavilion have a nickname like the Tad Pad?
No, the name of the facility is the Pavilion at Ole Miss, or simply the Pavilion.

When will the Pavilion at Ole Miss open?
January 7, 2016

What was the total cost?
\$95 million

Where is media parking?
Media parking for games in the Pavilion will be located in the garage or at the Ole Miss Track Complex. Media members should request parking in advance.

Where is the media entrance?
The media entrance is located in the southwest corner (Hill Dr. entrance) of the Pavilion next to the parking garage. The media entrance will open two hours prior to tip off.

Where is the media workroom?
In the Pavilion, the workroom will be located in the southwest corner of the floor level through the visiting team tunnel.

Where is the media seating?
Media seating is located in the at the top of section in the southwest corner of the Pavilion.

How do I obtain media credentials for games at the Pavilion?
Media credentials may be request through the Athletics Media and Public Relations Office for game credentials. Requests for credentials should be emailed to desnowde@olemiss.edu and will be limited to working members of the media.

Where are the scouting seats located?
Scouting seats are available in the media seating area at the top of section. Additional seating may be purchase by contact Daniel Snowden in the Athletics Media and Public Relations office.

What is the postgame interview policy?
Both team locker rooms are CLOSED to the media following the gam. Ole Miss head coach Andy Kennedy will address the media approximately 10 minutes after the game. Selected players will be brought into the media room following the head coaches. Visiting coach and player interviews will be coordinated through the visiting team's media relations contact.

GAME-BY-GAME STATS

OPPONENT	1H-2H-F	FG-FGA	PCT	3P-3PA	PCT	FT-FTA	PCT	OF-DF-TotRb	A	TO	BLK	STL
Northwestern State	32-44-76	25-70	35.7	8-30	26.7	18-21	85.7	15-21-36	13	9	1	4
OLE MISS	38-52-90	29-61	47.5	8-26	30.8	24-28	85.7	12-32-44	16	11	5	8
Georgia Southern	25-37-72	21-67	31.3	11-35	31.4	19-27	70.4	15-28-43	11	12	2	4
OLE MISS	46-36-82	20-55	36.4	2-14	14.3	40-53	75.5	15-35-50	9	10	5	5
OLE MISS	32-30-62	23-66	34.8	6-25	24.0	10-13	76.9	10-19-29	10	4	4	9
George Mason	33-35-68	27-55	49.1	6-15	40.0	8-10	80.0	10-34-44	15	18	7	2
OLE MISS	48-28-76	29-52	55.8	9-19	47.4	9-11	81.8	9-25-34	13	13	4	5
Towson	26-34-60	21-54	38.9	9-23	39.1	9-10	90.0	9-15-24	12	7	3	6
OLE MISS	31-32-63	24-63	38.1	5-21	23.8	10-20	50.0	18-21-39	11	12	3	6
Seton Hall	30-45-75	28-57	49.1	8-20	40.0	11-18	61.1	13-25-38	16	12	7	8
Georgia State	32-27-59	21-51	41.2	6-13	46.2	11-20	55.0	6-14-20	14	9	1	3
OLE MISS	35-33-68	21-44	47.7	6-16	37.5	20-24	83.3	10-29-39	12	15	1	5
OLE MISS	33-34-67	24-59	40.7	4-16	25.0	15-22	68.2	17-21-38	12	18	5	12
Bradley	29-25-54	19-47	40.4	6-19	31.6	10-16	62.5	9-22-31	10	25	2	10
OLE MISS	31-43-74	26-56	46.4	5-19	26.3	17-24	70.8	13-27-40	14	13	3	9
Massachusetts	33-31-64	22-57	38.6	8-26	30.8	12-24	50.0	11-19-30	17	13	1	5
OLE MISS	35-40-75	26-75	34.7	7-29	24.1	16-21	76.2	19-34-53	10	10	2	7
Southeast Missouri	25-39-64	21-51	41.2	5-15	33.3	17-29	58.6	5-31-36	14	16	2	7
La. Tech	40-40-80	27-62	43.5	8-24	33.3	18-24	75.0	11-20-31	14	11	2	8
OLE MISS	52-47-99	37-65	56.9	12-26	46.2	13-19	68.4	11-25-36	17	11	4	8
OLE MISS	43-42-85	27-62	43.5	8-18	44.4	23-38	60.5	14-28-42	15	10	4	10
Memphis	31-48-79	22-63	34.9	9-20	45.0	26-37	70.3	19-25-44	13	15	13	7
Troy	32-41-7-80	30-71	42.3	8-29	27.6	12-17	70.6	10-30-40	16	19	5	12
OLE MISS	31-42-10-83	31-65	47.7	6-20	30.0	15-20	75.0	13-27-40	17	16	4	9

UPDATED CAREER HIGHS

**#1
MARTAVIOUS NEWBY**

POINTS
15 vs. Alabama (2/26/14)

REBOUNDS
13 vs. Xavier (3/19/15)

FIELD GOALS
5 vs Troy (12/22/15)

FREE THROWS
7 vs. Lipscomb (11/23/12)

THREE-POINTERS
2, 2x, last at Arkansas (3/5/14)

ASSISTS
6 vs. ETSU (12/14/12)

STEALS
6 vs. Lipscomb (11/23/12)

BLOCKS
1, 15x, last vs. Northwestern St. (11/13/15)

**#2
JT ESCOBAR**

POINTS
11 vs George Mason (11/19/15)

REBOUNDS
1 vs George Mason (11/19/15)

FIELD GOALS
4 vs George Mason (11/19/15)

FREE THROWS
2 vs. Southeast Missouri (12/12/15)

THREE-POINTERS
3 vs George Mason (11/19/15)

ASSISTS
2 vs. Northwestern St. (11/13/15)

STEALS
1 vs. Georgia Southern(11/16/15)

BLOCKS
None

**#3
TERENCE DAVIS**

POINTS

REBOUNDS
1 vs. La. Tech (12/15/15)

FIELD GOALS

FREE THROWS
1 vs. La. Tech (12/15/15)

THREE-POINTERS

ASSISTS

STEALS

BLOCKS

**#5
MARCANVIS HYMON**

POINTS
20 vs. Towson (11/20/15)

REBOUNDS
14 vs. Southeast Missouri (12/12/15)

FIELD GOALS
10 vs. Towson (11/20/15)

FREE THROWS
2 vs. Southeast Missouri (12/12/15)

THREE-POINTERS
None

ASSISTS
2, 2x last vs. La. Tech (12/15/15)

STEALS
2 vs. Southeast Missouri (12/12/15)

BLOCKS
3, 2x last vs. La. Tech (12/15/15)

**#10
SAM FINLEY**

POINTS
16 vs. Northwestern St. (11/13/15)

REBOUNDS
5 vs. Northwestern St. (11/13/15)

FIELD GOALS
4, 2x last vs. George Mason (11/19/15)

FREE THROWS
8 vs. Northwestern St. (11/13/15)

THREE-POINTERS
1 vs. Georgia Southern(11/16/15)

ASSISTS
2 vs. Northwestern St. (11/13/15)

STEALS
3 vs. Northwestern St. (11/13/15)

BLOCKS
None

**#11
SEBASTIAN SAIZ**

POINTS
24 vs. Georgia Southern(11/16/15)

REBOUNDS
17 vs. Georgia Southern(11/16/15)

FIELD GOALS
8, 2x last vs. Georgia Southern(11/16/15)

FREE THROWS
6 vs. Vanderbilt (3/7/15)

THREE-POINTERS
1 vs. Towson (11/20/15)

ASSISTS
3 vs. MSU (1/25/14)

STEALS
4, 2x, last vs. Texas A&M (2/4/15)

BLOCKS
3, 4x, last vs. Georgia Southern(11/16/15)

**#12
TOMASZ GIELO**

POINTS
15 vs. vs. Seton Hall (11/22/15)

REBOUNDS
7, 2x last vs. UMass (12/05/15)

FIELD GOALS
9 vs. Troy (12/22/15)

FREE THROWS
3 vs. Georgia State (11/25/15)

THREE-POINTERS
5 vs. Troy (12/22/15)

ASSISTS
4 vs. La. Tech (12/15/15)

STEALS
1, 4x last at Memphis (12/18/15)

BLOCKS
2 vs. Georgia Southern(11/16/15)

**#13
ANTHONY PEREZ**

POINTS
22 at South Carolina (1/18/14)

REBOUNDS
8 vs. Alabama (2/26/14)

FIELD GOALS
7 vs. Kentucky (2/19/14)

FREE THROWS
10 at South Carolina (1/18/14)

THREE-POINTERS
2, 9x, last vs. Mississippi State (3/13/14)

ASSISTS
2, 7x, last at Auburn (2/7/15)

STEALS
3, 4x, last vs. Towson (11/20/15)

BLOCKS
3 at Coastal Carolina (11/16/13)

**#14
RASHEED BROOKS**

POINTS
20 vs. La. Tech (12/15/15)

REBOUNDS
4 vs. Bradley (11/28/15)

FIELD GOALS
8 vs. La. Tech (12/15/15)

FREE THROWS
2, 3x last vs. Georgia State (11/25/15)

THREE-POINTERS
4 vs. La. Tech (12/15/15)

ASSISTS
5 vs. UMass (12/05/15)

STEALS
3, 2x last vs. La. Tech (12/15/15)

BLOCKS
1, 3x last at Memphis (12/18/15)

**#20
DONTE FITZPATRICK-DORSEY**

POINTS

REBOUNDS
2 vs. Troy (12/22/15)

FIELD GOALS

FREE THROWS

THREE-POINTERS

ASSISTS
1 vs. Troy (12/22/15)

STEALS

BLOCKS

**#25
TERRY BRUTUS**

POINTS
6 vs. Mississippi Valley State (11/9/12)

REBOUNDS
6 vs. Auburn (2/23/13)

FIELD GOALS
3 vs. Mississippi Valley State (11/9/12)

FREE THROWS
2 vs. Texas A&M (2/27/13)

THREE-POINTERS
None

ASSISTS
2 vs. Auburn (2/23/13)

STEALS
1, 10x, last vs. Missouri (3/15/13)

BLOCKS
1 at South Carolina (2/20/13)

**#42
STEFAN MOODY**

POINTS
30, 2x last vs. UMass (12/05/15)

REBOUNDS
8 vs. Georgia Southern(11/16/15)

FIELD GOALS
10, 4x last vs. La. Tech (12/15/15)

FREE THROWS
15 vs. Georgia Southern(11/16/15)

THREE-POINTERS
8 at Mississippi State (2/19/15)

ASSISTS
7 vs. Troy (12/22/15)

STEALS
6, 2x last vs. Troy (12/22/15)

BLOCKS
2 vs. Charleston Southern (11/14/14)

UPDATED SEASON HIGHS

#1
MARTAVIOUS NEWBY

POINTS
12 at Memphis (12/18/15)

REBOUNDS
12 at Memphis (12/18/15)

FIELD GOALS
5 vs. Troy (12/22/15)

FREE THROWS
8 at Memphis (12/18/15)

THREE-POINTERS
1, 2x last vs. UMass (12/05/15)

ASSISTS
5 vs. Southeast Missouri (12/12/15)

STEALS
3, 2x last at Memphis (12/18/15)

BLOCKS
1 3x, last vs. La. Tech (12/15/15)

#2
JT ESCOBAR

POINTS
11 vs George Mason (11/19/15)

REBOUNDS
1, 2x last vs. Southeast Missouri (12/12/15)

FIELD GOALS
4 vs George Mason (11/19/15)

FREE THROWS
2 vs. Southeast Missouri (12/12/15)

THREE-POINTERS
3 vs. George Mason (11/19/15)

ASSISTS
2 vs. Northwestern St. (11/13/15)

STEALS
1 vs Georgia Southern(11/16/15)

BLOCKS
None

#3
TERENCE DAVIS

POINTS

REBOUNDS
1 vs. La. Tech (12/15/15)

FIELD GOALS

FREE THROWS

THREE-POINTERS

ASSISTS

STEALS

BLOCKS

#5
MARCANVIS HYMON

POINTS
20 vs. Towson (11/20/15)

REBOUNDS
14 vs. Southeast Missouri (12/12/15)

FIELD GOALS
10 vs. Towson (11/20/15)

FREE THROWS
2, 3x last at Memphis (12/18/15)

THREE-POINTERS
None

ASSISTS
2, 2x last vs. La. Tech (12/15/15)

STEALS
2, 2x last at Memphis (12/18/15)

BLOCKS
3, 2x last vs. La. Tech (12/15/15)

#10
SAM FINLEY

POINTS
16 vs. Northwestern St. (11/13/15)

REBOUNDS
5 vs. Northwestern St. (11/13/15)

FIELD GOALS
4 vs. Northwestern St. (11/13/15)

FREE THROWS
8 vs. Northwestern St. (11/13/15)

THREE-POINTERS
1 vs. Georgia Southern(11/16/15)

ASSISTS
2 vs. Northwestern St. (11/13/15)

STEALS
3 vs. Northwestern St. (11/13/15)

BLOCKS
None

#11
SEBASTIAN SAIZ

POINTS
24 vs. Georgia Southern(11/16/15)

REBOUNDS
17 vs. Georgia Southern(11/16/15)

FIELD GOALS
8 vs. Georgia Southern(11/16/15)

FREE THROWS
8 vs. Georgia Southern(11/16/15)

THREE-POINTERS
1, 3x last at Memphis (12/18/15)

ASSISTS
3 at Memphis (12/18/15)

STEALS
3, 2x last at Memphis (12/18/15)

BLOCKS
3 vs. Georgia Southern(11/16/15)

#12
TOMASZ GIELO

POINTS
15 vs. vs. Seton Hall (11/22/15)

REBOUNDS
7, 2x last vs. UMass (12/05/15)

FIELD GOALS
9 vs. Troy (12/22/15)

FREE THROWS
3 vs. Georgia State (11/25/15)

THREE-POINTERS
5 vs. Troy (12/22/15)

ASSISTS
4 vs. La. Tech (12/15/15)

STEALS
1, 4x last at Memphis (12/18/15)

BLOCKS
2 vs. Georgia Southern(11/16/15)

#13
ANTHONY PEREZ

POINTS
9 at Memphis (12/18/15)

REBOUNDS
8 vs. UMass (12/05/15)

FIELD GOALS
4 at Memphis (12/18/15)

FREE THROWS
5 vs. Georgia Southern(11/16/15)

THREE-POINTERS
1, 5x last vs. Troy (12/22/15)

ASSISTS
4 vs. Seton Hall (11/22/15)

STEALS
3 vs. Towson (11/20/15)

BLOCKS
1 vs. George Mason (11/19/15)

#14
RASHEED BROOKS

POINTS
20 vs. La. Tech (12/15/15)

REBOUNDS
4, 2x last vs. Troy (12/22/15)

FIELD GOALS
8 vs. La. Tech (12/15/15)

FREE THROWS
2, 3x last vs. Georgia State (11/25/15)

THREE-POINTERS
4 vs. La. Tech (12/15/15)

ASSISTS
5 vs. UMass (12/05/15)

STEALS
3, 2x last vs. La. Tech (12/15/15)

BLOCKS
1, 2x last vs. George Mason (11/19/15)

#20
DONTE FITZPATRICK-DORSEY

POINTS

REBOUNDS
2 vs. Troy (12/22/15)

FIELD GOALS

FREE THROWS

THREE-POINTERS

ASSISTS
1 vs. Troy (12/22/15)

STEALS

BLOCKS

#25
TERRY BRUTUS

POINTS

REBOUNDS

FIELD GOALS
1 vs. Troy (12/22/15)

FREE THROWS

THREE-POINTERS

ASSISTS

STEALS

BLOCKS

#42
STEFAN MOODY

POINTS
30, 2x last vs. UMass (12/05/15)

REBOUNDS
8 vs. Georgia Southern(11/16/15)

FIELD GOALS
10, 2x last vs. La. Tech (12/15/15)

FREE THROWS
15 vs. Georgia Southern(11/16/15)

THREE-POINTERS
5 vs. Towson (11/20/15)

ASSISTS
7 vs. Troy (12/22/15)

STEALS
6 vs. Troy (12/22/15)

BLOCKS
1 vs. Northwestern St. (11/13/15)

THE LAST TIME ...

AN OLE MISS TEAM...

Scored 100+ points at home 105 vs. Oregon (Dec. 8, 2013)
 Scored 100+ points on the road..... 104 at Mississippi State (4ot) (Jan. 24, 1990)
 Scored 100+ points and lost 105 vs. Oregon (Dec. 8, 2013)
 Scored 110+ points 111 vs. Mississippi Valley State (Nov. 22, 2013)
 Scored 50 points or less 50 vs. SMU (Jan. 3, 2012)
 Scored 40 points or less 40 at Kentucky (Feb. 22, 2006)
 Scored 50 or less and won 50-48 vs. SMU (Jan. 3, 2012)
 Held opponent to 50 or less 47 vs. Missouri (Jan. 31, 2015)
 Won an overtime game 83-80 vs. Troy (Dec. 22, 2015)
 Lost an overtime game 89-86 at No. 1 Kentucky (Jan. 6, 2015)
 Won a double overtime game..... 90-87 vs. Texas Tech (Mar. 23, 2010)
 Lost a double overtime game 69-67 at Alabama (Feb. 4, 2012)
 Played a triple overtime game..... Never Happened
 Played a four-overtime game..... at Mississippi State (Jan. 24, 1990)

Made 10+ three-point field goals 12 vs. La. Tech (Dec. 15, 2015)
 Allowed 10+ three-point field goals..... 15 vs. BYU (March 17, 2015)
 Had 20+ rebound margin..... 22 vs. Arkansas (Jan. 11, 2012)
 Had 25+ rebound margin..... 25 vs. Florida A&M (Dec. 22, 2008)
 Had 50+ rebounds 52 vs. Kentucky (Jan. 29, 2013)
 Had 60+ rebounds 64 vs. Troy (Nov. 27, 2007)
 Had two players with 10+ rebounds at Memphis (Dec. 18, 2015)
 Martavious Newby (12) and Sebastian Saiz (11)

Attempted 30+ free throws..... 38 at Memphis (Dec. 18, 2015)
 Attempted 40+ free throws..... 53 vs Georgia Southern (Nov. 17, 2015)
 Attempted 50+ free throws..... 53 vs Georgia Southern (Nov. 17, 2015)
 Made 25+ free throws 40 vs Georgia Southern (Nov. 17, 2015)
 Made 30+ free throws 40 vs Georgia Southern (Nov. 17, 2015)
 Made 35+ free throws 40 vs Georgia Southern (Nov. 17, 2015)
 Shot 90% or better from FT line 90.5% 19-21 vs. Creighton (Nov. 28, 2014)

Had 20+ assists 23 vs. Austin Peay (Jan. 3, 2015)
 Had 25+ assists 32 vs. Centenary (Dec. 19, 2009)
 Had 30+ assists 32 vs. Centenary (Dec. 19, 2009)

Had 25+ turnovers..... 26 vs. Southern Utah (Nov. 18, 2005)
 Forced 25+ turnovers..... 25 vs Bradley (Nov. 28, 2015)
 Forced 30+ turnovers..... 31 vs. Louisiana-Monroe (Nov. 24, 2007)

Had 15+ steals..... 20 vs. Lipscomb (Nov. 23, 2012)
 Had 20+ steals..... 20 vs. Lipscomb (Nov. 23, 2012)

Blocked 5+ shots 6 vs. BYU (March 17, 2015)
 Blocked 10+ shots 10 at South Carolina (Jan. 18, 2014)

Beat a ranked team..... 96-82 at No. 19 Arkansas (Jan. 17, 2015)
 Beat a ranked team on the road 96-82 at No. 19 Arkansas (Jan. 17, 2015)
 Beat a ranked team on a neutral floor.... 75-68 vs. No. 23 Creighton (Nov. 28, 2014)

Kept every opposing player out of double figures vs. UL-Monroe (Nov. 11, 2011)
 Had all five starters score in double figures..... at Memphis (Dec. 18, 2015)
 Had five players score in double figures at Memphis (Dec. 18, 2015)
 Had no players score in double figures at LSU (Jan. 7, 2012)
 Overcame a 5-point+ halftime deficit to win..... 17 vs. BYU (March 17, 2015)
 Overcame a 10-point+ halftime deficit to win 17 vs. BYU (March 17, 2015)
 Overcame a 15-point+ deficit to win 17 vs. BYU (March 17, 2015)

AN OLE MISS PLAYER...

Scored 20+ points 23, Stefan Moody vs. Troy (Dec. 22, 2015)
 23, Tomasz Gielo vs. Troy (Dec. 22, 2015)
 Scored 30+ points 30, Stefan Moody vs. UMass (Dec. 5, 2015)
 Scored 35+ points 39, Marshall Henderson vs. Oregon (Dec. 8, 2013)
 Scored 40+ points 53, Gerald Glass vs. LSU (Mar. 4, 1989)

Scored 20+ points in 4 straight games..... Stefan Moody (11/25/15-12/15/15)
 Scored 20+ points in 5 straight games..... Stefan Moody (11/25/15-12/18/15)
 Scored 20+ points in 6 straight games..... Stefan Moody (11/25/15-12/12/15)
 Scored 20+ points in 7 straight games..... Stefan Moody (11/25/15-12/12/15)
 Scored 20+ points in 9 straight games..... Joe Harvell (1/4/92-1/29/92)

Made 5+ 3-pointers 5, Tomasz Gielo vs. Troy (Dec. 22, 2015)
 Made 10+ 3-pointers 10, Marshall Henderson vs. Oregon (Dec. 8, 2013)
 Attempted 10+ 3-pointers 12, Stefan Moody vs. SEMO (Dec. 12, 2015)
 Attempted 15+ 3-pointers 19, Marshall Henderson vs. Mississippi State (March 13, 2014)

Had a double-double Sebastian Saiz, 11 points, 11 rebounds
 at Memphis (Dec. 18, 2015)
 Martavious Newby, 12 points, 12 rebounds
 at Memphis (Dec. 18, 2015)
 Had a double-double in 2 straight games Sebastian Saiz (11/13/15, 11/16/15)
 Had a double-double in 3 straight games Murphy Holloway (12/19/12-12/23/12)
 Had a double-double in 4 straight games Dwayne Curtis (1/6/07-1/17/07)
 Had a double-double in 7 straight games Rahim Lockhart (11/19/99-12/4/99)
 Had 10+ double-doubles in a season 12, Murphy Holloway - 2012-13 season

Had 20+ points and 20+ rebounds Walter Actwood, 22 pts/22 rebs
 vs. ISU-Evansville (Dec. 1, 1975)

Had 15+ rebounds..... 15, Sebastian Saiz vs. La. Tech (Dec. 15, 2015)
 Had 20+ rebounds..... 20, Murphy Holloway vs. Auburn (Feb. 24, 2010)
 Had 10+ offensive rebounds..... 10, Dwayne Curtis vs. Auburn (Feb. 25, 2006)
 Had 10+ defensive rebounds 13, Sebastian Saiz vs. La. Tech (Dec. 15, 2015)

Had 10+ assists 10, Jarvis Summers vs. BYU (March 17, 2015)
 Had 15+ assists 15, Sean Tuohy vs. Auburn (Jan. 26, 1980)

Had 5+ blocks 5, Aaron Jones at Vanderbilt (Jan. 22, 2014)
 Had 8+ blocks 8, Reginald Buckner at Arkansas (Feb. 5, 2011)

Had 5+ steals..... 6, Stefan Moody vs. Troy (Dec. 22, 2015)
 Had 8+ steals 8, Gerald Glass vs. Christian Bros. (Nov. 25, 1988)

Made 10+ free throws 15, Stefan Moody vs. Georgia Southern (Nov. 17, 2015)
 Made 15+ free throws 15, Stefan Moody vs. Georgia Southern (Nov. 17, 2015)
 Attempted 10+ free throws... 17, Stefan Moody vs. Georgia Southern (Nov. 17, 2015)
 Attempted 15+ free throws... 17, Stefan Moody vs. Georgia Southern (Nov. 17, 2015)
 Attempted 20+ free throws..... 20, Ansu Sesay vs. Arkansas (Feb. 18, 1995)

Shot 100% from the floor (min. 5) Marcanvis Humon, 6-6
 vs. La. Tech (Dec. 15, 2015)
 Shot 90% from the floor (min. 10) Marcanvis Hymon, 10-11,
 vs. Towson (Nov. 20, 2015)

Played 40+ minutes 40, Stefan Moody vs. Troy (Dec. 22, 2015)
 Fouled out Marcanvis Hymon and Anthony Perez at Memphis (Dec. 18, 2015)

GAME BOX SCORES



Official Basketball Box Score -- Game Totals -- Final Statistics
Northwestern State vs Ole Miss
11/13/15 4:00 PM at Oxford, Miss./Tad Smith Coliseum



Northwestern State 76 • 0-1

Table with columns: #, Player, Total (FG-FGA, 3-Ptr, FT-FTA), Rebounds (Off, Def, Tot), PF, TP, A TO, Blk, Stl, Min. Includes player stats for Killian, Matt; Lane, Ishmael; West, Jalan; Metovey, Malik; Woodley, Zeek; Joseph, Tra'von; Yancy, Levi; Welcome, Ta'Jon; Hall, Devonte; Thompson, Sabri.

FG % 1st Half: 27.5% 2nd half: 46.7% Game: 35.7%
3FG % 1st Half: 12.5% 2nd half: 42.9% Game: 26.7%
FT % 1st Half: 80.0% 2nd half: 90.9% Game: 85.7%

Ole Miss 90 • 1-0

Table with columns: #, Player, Total (FG-FGA, 3-Ptr, FT-FTA), Rebounds (Off, Def, Tot), PF, TP, A TO, Blk, Stl, Min. Includes player stats for Saiz, Sebastian; Gielo, Tomasz; Newby, Martavious; Finley, Sam; Moody, Stefan; Escobar, J.T.; Hymon, Marcanvis; Perez, Anthony; Brooks, Rasheed.

FG % 1st Half: 40.0% 2nd half: 54.8% Game: 47.5%
3FG % 1st Half: 22.2% 2nd half: 50.0% Game: 30.8%
FT % 1st Half: 83.3% 2nd half: 87.5% Game: 85.7%

Officials: Marc Eillard, Todd Austin, Wil Howard
Technical fouls: Northwestern State-None. Ole Miss-None.
Attendance: 6386

Score by periods table with columns: 1st, 2nd, Total. Shows 32-44-76 for Ole Miss.

Points in game table with columns: In, Off, 2nd, Fast, Bench. Shows NWST 26, OM 36.

Score tied - 0 times. Lead changed - 0 times.

Last FG - NWST 2nd-01:09, OM 2nd-03:12. Largest lead - NWST None, OM by 19 2nd-02:19.



Official Basketball Box Score -- Game Totals -- Final Statistics
Ole Miss vs George Mason
11/19/15 12:00 PM at TD Arena



Ole Miss 62 • 1-2

Table with columns: #, Player, Total (FG-FGA, 3-Ptr, FT-FTA), Rebounds (Off, Def, Tot), PF, TP, A TO, Blk, Stl, Min. Includes player stats for Saiz, Sebastian; Gielo, Tomasz; Newby, Martavious; Finley, Sam; Moody, Stefan; Escobar, J.T.; Davis, Terence; Hymon, Marcanvis; Perez, Anthony; Brooks, Rasheed.

FG % 1st Half: 35.1% 2nd half: 34.5% Game: 34.8%
3FG % 1st Half: 6.7% 2nd half: 0.0% Game: 24.0%
FT % 1st Half: 0.0% 2nd half: 76.9% Game: 76.9%

George Mason 68 • 1-2

Table with columns: #, Player, Total (FG-FGA, 3-Ptr, FT-FTA), Rebounds (Off, Def, Tot), PF, TP, A TO, Blk, Stl, Min. Includes player stats for GJUANICIC, Marko; THOMPSON, Shevon; LIVINGSTON, Otis; GRAY, Jaire; MOORE, Marquise; ABRAM, DeAndre; MURRELL, Kameron; DIXON, Danny; JENKINS, Jalen.

FG % 1st Half: 52.0% 2nd half: 46.7% Game: 49.1%
3FG % 1st Half: 2.8% 2nd half: 4.7% Game: 40.0%
FT % 1st Half: 5.7% 2nd half: 3.3% Game: 80.0%

Officials: Mark Whitehead, Brian O'Connell, Rick Randall
Technical fouls: Ole Miss-None. George Mason-None.
Attendance: 1760

Score by periods table with columns: 1st, 2nd, Total. Shows 32-30-62 for Ole Miss.

Points in game table with columns: In, Off, 2nd, Fast, Bench. Shows OM 26, MASON 33.

Score tied - 5 times. Lead changed - 7 times.

Last FG - OM 2nd-00:12, MASON 2nd-00:04. Largest lead - OM by 2 1st-19:48, MASON by 13 2nd-12:11.



Official Basketball Box Score -- Game Totals -- Final Statistics
Georgia Southern vs Ole Miss
11/16/15 7 PM at Oxford, Miss./Tad Smith Coliseum



Georgia Southern 72 • 1-1

Table with columns: #, Player, Total (FG-FGA, 3-Ptr, FT-FTA), Rebounds (Off, Def, Tot), PF, TP, A TO, Blk, Stl, Min. Includes player stats for Glenn, Montae; Allsmitter, Jake; Boykins, Devonte; Hughes, Mike; Smith, Ike; Brown, Tookie; Boykins, Devince; O'Connell, Shawn; Burnell, Jason; Simmons, Coye; Sanks, Jonathan.

FG % 1st Half: 33.3% 2nd half: 29.7% Game: 31.3%
3FG % 1st Half: 30.0% 2nd half: 33.3% Game: 31.4%
FT % 1st Half: 9.5% 2nd half: 83.3% Game: 70.4%

Ole Miss 82 • 2-0

Table with columns: #, Player, Total (FG-FGA, 3-Ptr, FT-FTA), Rebounds (Off, Def, Tot), PF, TP, A TO, Blk, Stl, Min. Includes player stats for Saiz, Sebastian; Gielo, Tomasz; Newby, Martavious; Finley, Sam; Moody, Stefan; Escobar, J.T.; Davis, Terence; Hymon, Marcanvis; Perez, Anthony; Brooks, Rasheed; Coddington, Jake.

FG % 1st Half: 46.4% 2nd half: 25.9% Game: 36.4%
3FG % 1st Half: 1.7% 2nd half: 14.3% Game: 14.3%
FT % 1st Half: 19.2% 2nd half: 21.2% Game: 40.6%

Officials: Mike Nance, Rob Rorke, Brent Hampton
Technical fouls: Georgia Southern-None. Ole Miss-None.
Attendance: 5499

Score by periods table with columns: 1st, 2nd, Total. Shows 35-37-72 for Ole Miss.

Points in game table with columns: In, Off, 2nd, Fast, Bench. Shows GASO 46, OM 36.

Last FG - GASO 2nd-00:18, OM 2nd-01:18. Largest lead - GASO by 1 1st-18:35, OM by 12 2nd-19:13.



Official Basketball Box Score -- Game Totals -- Final Statistics
Ole Miss vs Towson
11/20/15 3:30 PM at TD Arena



Ole Miss 76 • 3-1

Table with columns: #, Player, Total (FG-FGA, 3-Ptr, FT-FTA), Rebounds (Off, Def, Tot), PF, TP, A TO, Blk, Stl, Min. Includes player stats for Hymon, Marcanvis; Saiz, Sebastian; Perez, Anthony; Brooks, Rasheed; Moody, Stefan; Newby, Martavious; Escobar, J.T.; Gielo, Tomasz.

FG % 1st Half: 74.1% 2nd half: 36.0% Game: 36.4%
3FG % 1st Half: 6.1% 2nd half: 37.5% Game: 47.4%
FT % 1st Half: 2.3% 2nd half: 87.5% Game: 81.8%

Towson 60 • 1-3

Table with columns: #, Player, Total (FG-FGA, 3-Ptr, FT-FTA), Rebounds (Off, Def, Tot), PF, TP, A TO, Blk, Stl, Min. Includes player stats for Foster, Walter; Parker-Rivera, Timajh; Adala Moto, William; Hawkins, Byron; Morsch, Mike; Ivory, Josh; McNeil, Jordan; Davis, John; Keith II, Eddie; Thomas, Alex.

FG % 1st Half: 36.7% 2nd half: 41.7% Game: 38.9%
3FG % 1st Half: 4.1% 2nd half: 37.5% Game: 39.1%
FT % 1st Half: 0.0% 2nd half: 90.0% Game: 90.0%

Officials: Hal Lusk, Brian O'Connell, Jeff Clark
Technical fouls: Ole Miss-None. Towson-None.
Attendance: 1220

Score by periods table with columns: 1st, 2nd, Total. Shows 48-28-76 for Ole Miss.

Points in game table with columns: In, Off, 2nd, Fast, Bench. Shows OM 26, TOWSON 34.

Score tied - 2 times. Lead changed - 2 times.

Last FG - OM 2nd-04:57, TOWSON 2nd-03:16. Largest lead - OM by 22 1st-00:46, TOWSON by 2 1st-17:43.

GAME BOX SCORES



Official Basketball Box Score -- Game Totals -- Final Statistics
Ole Miss vs Southeast Missouri
12-12-15 2:05 p.m. at Show Me Center -- Cape Girardeau, Mo.



Ole Miss 75 • 7-2

Table with 14 columns: #, Player, FG-FGA, 3-PT, FT-FTA, Rebounds, PF, TP, A TO Blk, Stl, Min. Rows include Saiz, Sebastian; Gielo, Tomasz; Perez, Anthony; Brooks, Rasheed; Moody, Stefan; Newby, Martavious; Escobar, J.T.; Hymon, Marcanvis; Finley, Sam; Team.

FG % 1st Half: 34.1%, 2nd half: 35.3%, Game: 34.7%
3FG % 1st Half: 25.0%, 2nd half: 23.1%, Game: 24.1%
FT % 1st Half: 3-4, 75.0%, 2nd half: 13-17, 76.5%, Game: 16-21, 76.2%

Southeast Missouri 64 • 0-9

Table with 14 columns: #, Player, FG-FGA, 3-PT, FT-FTA, Rebounds, PF, TP, A TO Blk, Stl, Min. Rows include ANGUS III, Joel; KELLUM, Trey; JONES, Isiah; McGill, Eric; CLEVELAND, Antonius; STEWART, Jaylin; ANDERSON, Tony; DOSIER, Robby; GULLETT, Kyle; Team.

FG % 1st Half: 32.0%, 2nd half: 50.0%, Game: 41.2%
3FG % 1st Half: 1-5, 20.0%, 2nd half: 4-10, 40.0%, Game: 5-15, 33.3%
FT % 1st Half: 8-12, 66.7%, 2nd half: 9-17, 52.9%, Game: 17-29, 58.6%

Officials: Greg Rennegarbe, Steve Divine, James Hicks
Technical fouls: Ole Miss-None, Southeast Missouri-None.
Attendance: 2325
American Sports Network TV Game

Score by periods table with columns: 1st, 2nd, Total. Rows: Ole Miss (35, 40, 75), Southeast Missouri (25, 39, 64).

Last FG - OM 2nd-00:42, SEMO 2nd-01:24.
Largest lead - OM by 13 1st-02:26, SEMO by 6 1st-17:12.

Points, In, Off, 2nd, Fast, Bench table. Rows: OM, SEMO.

Score tied - 2 times.
Lead changed - 1 time.



Official Basketball Box Score -- Game Totals -- Final Statistics
Louisiana Tech vs Ole Miss
12/15/15 6 PM at Oxford, Miss./Tad Smith Coliseum



Louisiana Tech 80 • 8-2

Table with 14 columns: #, Player, FG-FGA, 3-PT, FT-FTA, Rebounds, PF, TP, A TO Blk, Stl, Min. Rows include MCCREE, Erik; SHEPPARD, Branden; HAMILTON, Alex; GRIFFIN, Dayon; BOYKINS, Jacobi; JEAN, Deric; WALKER, Luke; LUCKETT, LeAntwan; WASHINGTON, Jylan; ROBINSON, Da'Shawn; Team.

FG % 1st Half: 50.0%, 2nd half: 36.7%, Game: 43.5%
3FG % 1st Half: 4-10, 40.0%, 2nd half: 4-14, 28.6%, Game: 8-24, 33.3%
FT % 1st Half: 4-6, 66.7%, 2nd half: 14-18, 77.8%, Game: 18-24, 75.0%

Ole Miss 99 • 8-2

Table with 14 columns: #, Player, FG-FGA, 3-PT, FT-FTA, Rebounds, PF, TP, A TO Blk, Stl, Min. Rows include Saiz, Sebastian; Gielo, Tomasz; Newby, Martavious; Brooks, Rasheed; Moody, Stefan; Escobar, J.T.; Davis, Terence; Hymon, Marcanvis; Finley, Sam; Perez, Anthony; Coddington, Jake; Team.

FG % 1st Half: 61.8%, 2nd half: 51.6%, Game: 56.9%
3FG % 1st Half: 9-16, 56.3%, 2nd half: 3-10, 30.0%, Game: 12-26, 46.2%
FT % 1st Half: 1-2, 50.0%, 2nd half: 12-17, 70.6%, Game: 13-19, 68.4%

Officials: Pat Adams, Joe Lindsay, Doug Simons
Technical fouls: Louisiana Tech-BOYKINS, Jacobi, Ole Miss-None.
Attendance: 5606

Score by periods table with columns: 1st, 2nd, Total. Rows: Louisiana Tech (40, 40, 80), Ole Miss (52, 47, 99).

Last FG - TECH 2nd-00:16, OM 2nd-02:10.
Largest lead - TECH by 1 1st-16:32, OM by 27 2nd-07:07.

Points, In, Off, 2nd, Fast, Bench table. Rows: TECH, OM.

Score tied - 0 times.
Lead changed - 4 times.



Official Basketball Box Score -- Game Totals -- Final Statistics
Ole Miss vs Memphis
12/18/15 8:12 PM at Memphis, Tenn.



Ole Miss 85 • 9-2

Table with 14 columns: #, Player, FG-FGA, 3-PT, FT-FTA, Rebounds, PF, TP, A TO Blk, Stl, Min. Rows include Saiz, Sebastian; Gielo, Tomasz; Newby, Martavious; Brooks, Rasheed; Moody, Stefan; Hymon, Marcanvis; Finley, Sam; Perez, Anthony; Coddington, Jake; Team.

FG % 1st Half: 45.7%, 2nd half: 40.7%, Game: 43.5%
3FG % 1st Half: 5-13, 38.5%, 2nd half: 3-5, 60.0%, Game: 8-18, 44.4%
FT % 1st Half: 6-9, 66.7%, 2nd half: 17-29, 58.6%, Game: 23-38, 60.5%

Memphis 79 • 7-3

Table with 14 columns: #, Player, FG-FGA, 3-PT, FT-FTA, Rebounds, PF, TP, A TO Blk, Stl, Min. Rows include Goodwin, Shaq; Woodson, Avery; Crawford, Markel; Tarrant Jr, Ricky; Burrell, Trahson; Lawson, Dedic; Martin, Jeremiah; Lawson, KJ; Johnson, Kedren; Marshall, Nick; Team.

FG % 1st Half: 25.9%, 2nd half: 41.7%, Game: 34.9%
3FG % 1st Half: 5-13, 38.5%, 2nd half: 4-10, 40.0%, Game: 9-20, 45.0%
FT % 1st Half: 12-16, 75.0%, 2nd half: 14-21, 66.7%, Game: 26-37, 70.3%

Officials: Doug Simons, Gerry Pollard, Tony Henderson
Technical fouls: Ole Miss-Hymon, Marcanvis, Memphis-Burrell, Trahson, TEAM.
Attendance: 14529
Tip-off delayed 1:11 due to downtown-wide power outage.

Score by periods table with columns: 1st, 2nd, Total. Rows: Ole Miss (43, 42, 85), Memphis (31, 48, 79).

Last FG - OM 2nd-02:06, MEM 2nd-00:03.
Largest lead - OM by 18 1st-02:28, MEM None.

Points, In, Off, 2nd, Fast, Bench table. Rows: OM, MEM.

Score tied - 2 times.
Lead changed - 0 times.



Official Basketball Box Score -- Game Totals -- Final Statistics
Troy vs Ole Miss
12/22/15 3:00 PM at Oxford, Miss./Tad Smith Coliseum



Troy 80 • 5-6

Table with 14 columns: #, Player, FG-FGA, 3-PT, FT-FTA, Rebounds, PF, TP, A TO Blk, Stl, Min. Rows include Walton III, John; Varnado, Jordan; Peace, Daniel; Hollimon, Jeremy; Person, Wesley; Ford, Kelton; Miller, B.J.; Moravek, Jaro; Anri, Aaron; Team.

FG % 1st Half: 46.7%, 2nd half: 53.6%, OT: 2-7, 28.6%, Game: 31-65, 47.7%
3FG % 1st Half: 1-7, 14.3%, 2nd half: 4-10, 40.0%, OT: 1-3, 33.3%, Game: 6-20, 30.0%
FT % 1st Half: 3-5, 60.0%, 2nd half: 7-10, 70.0%, OT: 2-2, 100.0%, Game: 12-17, 70.6%

Ole Miss 83 • 10-2

Table with 14 columns: #, Player, FG-FGA, 3-PT, FT-FTA, Rebounds, PF, TP, A TO Blk, Stl, Min. Rows include Hymon, Marcanvis; Gielo, Tomasz; Newby, Martavious; Brooks, Rasheed; Moody, Stefan; Finley, Sam; Saiz, Sebastian; Perez, Anthony; Fitzpatrick-Dorsey, D; Brutus, Terry; Team.

FG % 1st Half: 40.0%, 2nd half: 47.1%, OT: 2-7, 28.6%, Game: 30-71, 42.3%
3FG % 1st Half: 4-11, 36.4%, 2nd half: 3-15, 20.0%, OT: 1-3, 33.3%, Game: 8-29, 27.6%
FT % 1st Half: 3-5, 60.0%, 2nd half: 7-9, 77.8%, OT: 5-6, 83.3%, Game: 15-20, 75.0%

Officials: Patrick Evans, Marc Ellard, Glenn Tuit
Technical fouls: Troy-None, Ole Miss-None.
Attendance: 9289

Score by periods table with columns: 1st, 2nd, OT, Total. Rows: Troy (32, 41, 7, 80), Ole Miss (31, 42, 10, 83).

Last FG - TROY OT-02:26, OM OT-00:56.
Largest lead - TROY by 4 1st-16:51, OM by 13 2nd-07:34.

Points, In, Off, 2nd, Fast, Bench table. Rows: TROY, OM.

Score tied - 8 times.
Lead changed - 12 times.



2015-16 Ole Miss Rebel Basketball
Ole Miss Combined Team Statistics (as of Dec 23, 2015)
All games



RECORD:	OVERALL	HOME	AWAY	NEUTRAL
ALL GAMES	10-2	5-0	4-0	1-2
CONFERENCE	0-0	0-0	0-0	0-0
NON-CONFERENCE	10-2	5-0	4-0	1-2

#	Player	gp-gs	min	avg	Total		3-Point		F-Throw		Rebounds				pf	dq	a	to	blk	stl	pts	avg		
					fg-fga	fg%	3fg-fga	3fg%	ft-fa	ft%	off	def	tot	avg										
42	Moody,Stefan	12-12	420	35.0	87-212	.410	33-92	.359	78-90	.867	12	26	38	3.2	20	0	52	38	1	19	285	23.8		
11	Saiz,Sebastian	12-11	343	28.6	53-99	.535	2-6	.333	32-52	.615	36	86	122	10.2	36	0	8	19	16	11	140	11.7		
12	Gielo,Tomasz	12-10	300	25.0	38-101	.376	17-52	.327	17-19	.895	9	46	55	4.6	31	1	17	17	4	6	110	9.2		
14	Brooks,Rasheed	12-9	307	25.6	33-66	.500	14-40	.350	10-16	.625	5	16	21	1.8	21	0	24	11	4	12	90	7.5		
10	Finley,Sam	11-3	180	16.4	23-60	.383	2-15	.133	22-35	.629	5	18	23	2.1	14	0	6	11	1	7	70	6.4		
13	Perez,Anthony	11-5	250	22.7	24-63	.381	6-24	.250	13-19	.684	17	26	43	3.9	32	2	11	10	1	7	67	6.1		
01	Newby,Martavious	12-7	327	27.3	21-52	.404	3-14	.214	28-44	.636	28	35	63	5.3	26	0	23	18	3	20	73	6.1		
05	Hymon,Marcanvis	12-3	207	17.3	30-54	.556	0-0	.000	9-14	.643	26	43	69	5.8	28	2	8	6	14	10	69	5.8		
25	Brutus,Terry	1-0	4	4.0	1-1	1.000	0-0	.000	0-0	.000	0	0	0	0.0	0	0	0	0	0	0	2	2.0		
02	Escobar,J.T.	9-0	68	7.6	5-16	.313	3-13	.231	3-4	.750	0	2	2	0.2	5	0	6	8	0	1	16	1.8		
03	Davis,Terence	5-0	14	2.8	1-3	.333	0-1	.000	0-0	.000	1	1	2	0.4	5	0	0	1	0	0	2	0.4		
20	Fitzpatrick-Dorsey,D	1-0	3	3.0	0-1	.000	0-0	.000	0-0	.000	2	0	2	2.0	0	0	1	0	0	0	0	0.0		
30	Coddington,Jake	4-0	2	0.5	0-0	.000	0-0	.000	0-0	.000	0	0	0	0.0	0	0	0	0	0	0	0	0.0		
Team											20	24	44											
Total.....		12	2425	316-728		.434	80-257	.311	212-293	.724	161	323	484	40.3	218	5	156	143	44	93	924	77.0		
Opponents.....		12	2425	285-699		.408	90-260	.346	171-253	.676	133	284	417	34.8	247	-	165	166	46	76	831	69.2		

TEAM STATISTICS	OM	OPP	Date	Opponent	Score	Att.
SCORING	924	831	11/13/15	NORTHWESTERN STATE	w 90-76	6386
Points per game	77.0	69.2	11/16/15	GEORGIA SOUTHERN	w 82-72	5499
Scoring margin	+7.8	-	11/19/15	vs George Mason	L 62-68	1760
FIELD GOALS-ATT	316-728	285-699	11/20/15	vs Towson	w 76-60	1220
Field goal pct	.434	.408	11/22/15	vs Seton Hall	L 63-75	1553
3 POINT FG-ATT	80-257	90-260	11/25/15	GEORGIA STATE	w 68-59	5550
3-point FG pct	.311	.346	11-28-15	at Bradley	w 67-54	5603
3-pt FG made per game	6.7	7.5	& 12/05/15	at Massachusetts	w 74-64	3765
FREE THROWS-ATT	212-293	171-253	12-12-15	at Southeast Missouri	w 75-64	2325
Free throw pct	.724	.676	12/15/15	LOUISIANA TECH	w 99-80	5606
F-Throws made per game	17.7	14.3	12/18/15	at Memphis	w 85-79	14529
REBOUNDS	484	417	12/22/15	TROY	Wot 83-80	9289
Rebounds per game	40.3	34.8				
Rebounding margin	+5.6	-	* = Conference game			
ASSISTS	156	165				
Assists per game	13.0	13.8				
TURNOVERS	143	166				
Turnovers per game	11.9	13.8				
Turnover margin	+1.9	-				
Assist/turnover ratio	1.1	1.0				
STEALS	93	76				
Steals per game	7.8	6.3				
BLOCKS	44	46				
Blocks per game	3.7	3.8				
ATTENDANCE	32330	30755				
Home games-Avg/Game	5-6466	4-6556				
Neutral site-Avg/Game	-	3-1511				

Score by Periods	1st	2nd	OT	Totals
Ole Miss	455	459	10	924
Opponents	378	446	7	831



2015-16 Ole Miss Rebel Basketball
 Ole Miss Team Game-by-Game (as of Dec 23, 2015)
 All games



TEAM STATISTICS

Opponent	Date	Score		Total		3-Pointers		Free throws		Rebounds				pf	a	t/o	blk	stl	pts	avg
				fg-fga	pct	3fg-fga	pct	ft-fta	pct	off	def	tot	avg							
NORTHWESTERN STATE	11/13/15	90-76	W	29-61	.475	8-26	.308	24-28	.857	12	32	44	44.0	17	16	11	5	8	90	90.0
GEORGIA SOUTHERN	11/16/15	82-72	W	20-55	.364	2-14	.143	40-53	.755	15	35	50	47.0	20	9	10	5	5	82	86.0
vs George Mason	11/19/15	62-68	L	23-66	.348	6-25	.240	10-13	.769	10	19	29	41.0	15	10	4	4	9	62	78.0
vs Towson	11/20/15	76-60	W	29-52	.558	9-19	.474	9-11	.818	9	25	34	39.2	11	13	13	4	5	76	77.5
vs Seton Hall	11/22/15	63-75	L	24-63	.381	5-21	.238	10-20	.500	18	21	39	39.2	16	11	12	3	6	63	74.6
GEORGIA STATE	11/25/15	68-59	W	21-44	.477	6-16	.375	20-24	.833	10	29	39	39.2	19	12	15	1	5	68	73.5
at Bradley	11-28-15	67-54	W	24-59	.407	4-16	.250	15-22	.682	17	21	38	39.0	18	12	18	5	12	67	72.6
at Massachusetts	12/05/15	74-64	W	26-56	.464	5-19	.263	17-24	.708	13	27	40	39.1	19	14	13	3	9	74	72.8
at Southeast Missouri	12-12-15	75-64	W	26-75	.347	7-29	.241	16-21	.762	19	34	53	40.7	19	10	10	2	7	75	73.0
LOUISIANA TECH	12/15/15	99-80	W	37-65	.569	12-26	.462	13-19	.684	11	25	36	40.2	20	17	11	4	8	99	75.6
at Memphis	12/18/15	85-79	W	27-62	.435	8-18	.444	23-38	.605	14	28	42	40.4	27	15	10	4	10	85	76.5
TROY	12/22/15	83-80	Wot	30-70	.429	8-28	.286	15-20	.750	13	27	40	40.3	17	17	16	4	9	83	77.0
Ole Miss		924		316-728	.434	80-257	.311	212-293	.724	161	323	484	40.3	218	156	143	44	93	924	77.0
Opponents		831		285-699	.408	90-260	.346	171-253	.676	133	284	417	34.8	247	165	166	46	76	831	69.2

Games played: 12
 Points/game: 77.0
 FG Pct: 43.4
 3FG Pct: 31.1
 FT Pct: 72.4

Rebounds/game: 40.3
 Assists/game: 13.0
 Turnovers/game: 11.9
 Assist/turnover ratio: 1.1
 Steals/game: 7.8
 Blocks/game: 3.7



2015-16 Ole Miss Rebel Basketball
 Ole Miss Opponent Game-by-Game (as of Dec 23, 2015)
 All games



OPPONENT STATISTICS

Opponent	Date	Score		Total		3-Pointers		Free throws		Rebounds				pf	a	t/o	blk	stl	pts	avg
				fg-fga	pct	3fg-fga	pct	ft-fta	pct	off	def	tot	avg							
NORTHWESTERN STATE	11/13/15	90-76	W	25-70	.357	8-30	.267	18-21	.857	15	21	36	36.0	22	13	9	1	4	76	76.0
GEORGIA SOUTHERN	11/16/15	82-72	W	21-67	.313	11-35	.314	19-27	.704	15	28	43	39.5	38	11	12	2	4	72	74.0
vs George Mason	11/19/15	62-68	L	27-55	.491	6-15	.400	8-10	.800	10	34	44	41.0	13	15	18	7	2	68	72.0
vs Towson	11/20/15	76-60	W	21-54	.389	9-23	.391	9-10	.900	9	15	24	36.8	13	12	7	3	6	60	69.0
vs Seton Hall	11/22/15	63-75	L	28-57	.491	8-20	.400	11-18	.611	13	25	38	37.0	17	16	12	7	8	75	70.2
GEORGIA STATE	11/25/15	68-59	W	21-51	.412	6-13	.462	11-20	.550	6	14	20	34.2	20	14	9	1	3	59	68.3
at Bradley	11-28-15	67-54	W	19-47	.404	6-19	.316	10-16	.625	9	22	31	33.7	22	10	25	2	10	54	66.3
at Massachusetts	12/05/15	74-64	W	22-57	.386	8-26	.308	12-24	.500	11	19	30	33.2	19	17	13	1	5	64	66.0
at Southeast Missouri	12-12-15	75-64	W	21-51	.412	5-15	.333	17-29	.586	5	31	36	33.6	17	14	16	2	7	64	65.8
LOUISIANA TECH	12/15/15	99-80	W	27-62	.435	8-24	.333	18-24	.750	11	20	31	33.3	17	14	11	2	8	80	67.2
at Memphis	12/18/15	85-79	W	22-63	.349	9-20	.450	26-37	.703	19	25	44	34.3	27	13	15	13	7	79	68.3
TROY	12/22/15	83-80	Wot	31-65	.477	6-20	.300	12-17	.706	10	30	40	34.8	22	16	19	5	12	80	69.2
Opponents		831		285-699	.408	90-260	.346	171-253	.676	133	284	417	34.8	247	165	166	46	76	831	69.2
Ole Miss		924		316-728	.434	80-257	.311	212-293	.724	161	323	484	40.3	218	156	143	44	93	924	77.0

Games played: 12
 Points/game: 69.2
 FG Pct: 40.8
 3FG Pct: 34.6
 FT Pct: 67.6

Rebounds/game: 34.8
 Assists/game: 13.8
 Turnovers/game: 13.8
 Assist/turnover ratio: 1.0
 Steals/game: 6.3
 Blocks/game: 3.8



2015-16 Ole Miss Rebel Basketball
Ole Miss Individual Game-by-Game (as of Dec 23, 2015)
All games



#01 Newby, Martavious

Opponent	Date	gs	min	Total		3-Pointers		Free throws		Rebounds				pf	a	t/o	blk	stl	pts	avg	
				fg-fga	pct	3fg-fga	pct	ft-fa	pct	off	def	tot	avg								
NORTHWESTERN STATE	11/13/15	*	31	2-2	1.000	0-0	.000	3-4	.750	1	1	2	2.0	3	4	1	1	0	7	7.0	
GEORGIA SOUTHERN	11/16/15	*	29	2-6	.333	0-1	.000	5-7	.714	4	5	9	5.5	1	1	2	0	1	9	8.0	
vs George Mason	11/19/15	*	27	1-4	.250	1-3	.333	2-4	.500	0	1	1	4.0	3	2	0	0	3	5	7.0	
vs Towson	11/20/15		21	1-4	.250	0-1	.000	0-0	.000	1	3	4	4.0	1	0	2	0	1	2	5.8	
vs Seton Hall	11/22/15		14	0-5	.000	0-2	.000	2-4	.500	1	1	2	3.6	1	1	0	0	1	2	5.0	
GEORGIA STATE	11/25/15		25	0-0	.000	0-0	.000	4-4	1.000	3	2	5	3.8	0	1	4	0	1	4	4.8	
at Bradley	11-28-15	*	31	2-3	.667	0-0	.000	2-2	1.000	3	2	5	4.0	2	2	2	1	2	6	5.0	
at Massachusetts	12/05/15		23	2-3	.667	1-1	1.000	1-2	.500	3	3	6	4.3	4	2	3	0	2	6	5.1	
at Southeast Missouri	12-12-15		31	3-5	.600	1-2	.500	1-3	.333	3	4	7	4.6	2	5	0	0	2	8	5.4	
LOUISIANA TECH	12/15/15	*	28	1-3	.333	0-1	.000	0-0	.000	3	1	4	4.5	3	1	0	1	2	2	5.1	
at Memphis	12/18/15	*	33	2-6	.333	0-1	.000	8-14	.571	3	9	12	5.2	3	3	3	0	3	12	5.7	
TROY	12/22/15	*	34	5-11	.455	0-2	.000	0-0	.000	3	3	6	5.3	3	1	1	0	2	10	6.1	
Totals			7	327	21-52	.404	3-14	.214	28-44	.636	28	35	63	5.3	26	23	18	3	20	73	6.1

Games played: 12
 Minutes/game: 27.3
 Points/game: 6.1
 FG Pct: 40.4
 3FG Pct: 21.4
 FT Pct: 63.6

Rebounds/game: 5.3
 Assists/game: 1.9
 Turnovers/game: 1.5
 Assist/turnover ratio: 1.3
 Steals/game: 1.7
 Blocks/game: 0.3

#02 Escobar, J.T.

Opponent	Date	gs	min	Total		3-Pointers		Free throws		Rebounds				pf	a	t/o	blk	stl	pts	avg	
				fg-fga	pct	3fg-fga	pct	ft-fa	pct	off	def	tot	avg								
NORTHWESTERN STATE	11/13/15		14	0-2	.000	0-2	.000	0-0	.000	0	0	0	0.0	2	2	1	0	1	0	0.0	
GEORGIA SOUTHERN	11/16/15		5	0-0	.000	0-0	.000	0-0	.000	0	0	0	0.0	1	0	2	0	0	0	0.0	
vs George Mason	11/19/15		16	4-8	.500	3-6	.500	0-0	.000	0	1	1	0.3	0	1	0	0	0	11	3.7	
vs Towson	11/20/15		10	0-1	.000	0-1	.000	0-0	.000	0	0	0	0.3	2	1	3	0	0	0	2.8	
vs Seton Hall	11/22/15		7	0-2	.000	0-2	.000	0-0	.000	0	0	0	0.2	0	0	1	0	0	0	2.2	
GEORGIA STATE	11/25/15		1	0-0	.000	0-0	.000	0-0	.000	0	0	0	0.2	0	0	0	0	0	0	1.8	
at Bradley	11-28-15		4	0-0	.000	0-0	.000	0-0	.000	0	0	0	0.1	0	1	1	0	0	0	1.6	
at Southeast Missouri	12-12-15		10	1-3	.333	0-2	.000	2-2	1.000	0	1	1	0.3	0	1	0	0	0	4	1.9	
LOUISIANA TECH	12/15/15		1	0-0	.000	0-0	.000	1-2	.500	0	0	0	0.2	0	0	0	0	0	1	1.8	
Totals			0	68	5-16	.313	3-13	.231	3-4	.750	0	2	2	0.2	5	6	8	0	1	16	1.8

Games played: 9
 Minutes/game: 7.6
 Points/game: 1.8
 FG Pct: 31.3
 3FG Pct: 23.1
 FT Pct: 75.0

Rebounds/game: 0.2
 Assists/game: 0.7
 Turnovers/game: 0.9
 Assist/turnover ratio: 0.8
 Steals/game: 0.1



2015-16 Ole Miss Rebel Basketball
Ole Miss Individual Game-by-Game (as of Dec 23, 2015)
All games



#03 Davis, Terence

Opponent	Date	gs	min	Total		3-Pointers		Free throws		Rebounds				pf	a	t/o	blk	stl	pts	avg
				fg-fga	pct	3fg-fga	pct	ft-fa	pct	off	def	tot	avg							
GEORGIA SOUTHERN	11/16/15		1	0-0	.000	0-0	.000	0-0	.000	0	0	0	0.0	2	0	0	0	0	0	0.0
vs George Mason	11/19/15		4	0-0	.000	0-0	.000	0-0	.000	0	0	0	0.0	0	0	0	0	0	0	0.0
vs Seton Hall	11/22/15		2	1-1	1.000	0-0	.000	0-0	.000	1	0	1	0.3	0	0	0	0	0	2	0.7
at Bradley	11-28-15		4	0-1	.000	0-0	.000	0-0	.000	0	0	0	0.3	2	0	1	0	0	0	0.5
LOUISIANA TECH	12/15/15		3	0-1	.000	0-1	.000	0-0	.000	0	1	1	0.4	1	0	0	0	0	0	0.4
Totals		0	14	1-3	.333	0-1	.000	0-0	.000	1	1	2	0.4	5	0	1	0	0	2	0.4

Games played: 5
 Minutes/game: 2.8
 Points/game: 0.4
 FG Pct: 33.3
 3FG Pct: 0.0

Rebounds/game: 0.4
 Turnovers/game: 0.2

#05 Hymon, Marcanvis

Opponent	Date	gs	min	Total		3-Pointers		Free throws		Rebounds				pf	a	t/o	blk	stl	pts	avg
				fg-fga	pct	3fg-fga	pct	ft-fa	pct	off	def	tot	avg							
NORTHWESTERN STATE	11/13/15		11	1-3	.333	0-0	.000	0-0	.000	3	3	6	6.0	0	0	1	1	1	2	2.0
GEORGIA SOUTHERN	11/16/15		9	2-2	1.000	0-0	.000	0-0	.000	1	1	2	4.0	2	0	0	0	0	4	3.0
vs George Mason	11/19/15		14	2-4	.500	0-0	.000	1-2	.500	2	1	3	3.7	1	1	1	1	1	5	3.7
vs Towson	11/20/15	*	28	10-11	.909	0-0	.000	0-0	.000	2	7	9	5.0	1	0	0	3	0	20	7.8
vs Seton Hall	11/22/15	*	16	0-4	.000	0-0	.000	0-0	.000	3	6	9	5.8	2	0	0	1	0	0	6.2
GEORGIA STATE	11/25/15		26	3-6	.500	0-0	.000	1-2	.500	2	4	6	5.8	3	2	1	0	0	7	6.3
at Bradley	11-28-15		23	1-3	.333	0-0	.000	1-2	.500	2	2	4	5.6	0	1	2	3	2	3	5.9
at Massachusetts	12/05/15		4	0-1	.000	0-0	.000	0-0	.000	1	0	1	5.0	4	0	0	0	1	0	5.1
at Southeast Missouri	12-12-15		22	3-8	.375	0-0	.000	2-2	1.000	5	9	14	6.0	5	1	0	0	2	8	5.4
LOUISIANA TECH	12/15/15		22	6-6	1.000	0-0	.000	2-2	1.000	2	4	6	6.0	3	2	1	3	1	14	6.3
at Memphis	12/18/15		15	2-5	.400	0-0	.000	2-4	.500	3	2	5	5.9	5	0	0	1	2	6	6.3
TROY	12/22/15	*	17	0-1	.000	0-0	.000	0-0	.000	0	4	4	5.8	2	1	0	1	0	0	5.8
Totals		3	207	30-54	.556	0-0	.000	9-14	.643	26	43	69	5.8	28	8	6	14	10	69	5.8

Games played: 12
 Minutes/game: 17.3
 Points/game: 5.8
 FG Pct: 55.6
 FT Pct: 64.3

Rebounds/game: 5.8
 Assists/game: 0.7
 Turnovers/game: 0.5
 Assist/turnover ratio: 1.3
 Steals/game: 0.8
 Blocks/game: 1.2

#10 Finley, Sam

Opponent	Date	gs	min	Total		3-Pointers		Free throws		Rebounds				pf	a	t/o	blk	stl	pts	avg
				fg-fga	pct	3fg-fga	pct	ft-fa	pct	off	def	tot	avg							
NORTHWESTERN STATE	11/13/15	*	28	4-10	.400	0-2	.000	8-8	1.000	0	5	5	5.0	3	2	1	0	3	16	16.0
GEORGIA SOUTHERN	11/16/15	*	35	3-9	.333	1-2	.500	5-8	.625	1	1	2	3.5	1	1	2	0	1	12	14.0
vs George Mason	11/19/15	*	24	4-15	.267	0-5	.000	2-2	1.000	2	2	4	3.7	2	1	0	0	0	10	12.7
vs Seton Hall	11/22/15		20	5-8	.625	1-2	.500	0-4	.000	1	1	2	3.3	0	0	2	1	2	11	12.3
GEORGIA STATE	11/25/15		14	0-3	.000	0-2	.000	0-1	.000	0	2	2	3.0	2	0	0	0	1	0	9.8
at Bradley	11-28-15		18	3-6	.500	0-1	.000	3-4	.750	0	1	1	2.7	2	0	2	0	0	9	9.7
at Massachusetts	12/05/15		7	0-1	.000	0-0	.000	1-2	.500	0	1	1	2.4	1	0	2	0	0	1	8.4
at Southeast Missouri	12-12-15		4	0-1	.000	0-0	.000	0-0	.000	1	1	2	2.4	1	0	1	0	0	0	7.4
LOUISIANA TECH	12/15/15		14	2-3	.667	0-0	.000	1-2	.500	0	1	1	2.2	1	1	1	0	0	5	7.1
at Memphis	12/18/15		6	2-2	1.000	0-0	.000	1-2	.500	0	2	2	2.2	1	1	0	0	0	5	6.9
TROY	12/22/15		10	0-2	.000	0-1	.000	1-2	.500	0	1	1	2.1	0	0	0	0	0	1	6.4
Totals		3	180	23-60	.383	2-15	.133	22-35	.629	5	18	23	2.1	14	6	11	1	7	70	6.4

Games played: 11
 Minutes/game: 16.4
 Points/game: 6.4
 FG Pct: 38.3
 3FG Pct: 13.3
 FT Pct: 62.9

Rebounds/game: 2.1
 Assists/game: 0.5
 Turnovers/game: 1.0
 Assist/turnover ratio: 0.5
 Steals/game: 0.6
 Blocks/game: 0.1



2015-16 Ole Miss Rebel Basketball
Ole Miss Individual Game-by-Game (as of Dec 23, 2015)
All games



#11 Saiz, Sebastian

Opponent	Date	gs	min	Total		3-Pointers		Free throws		Rebounds				pf	a	t/o	blk	stl	pts	avg	
				fg-fga	pct	3fg-fga	pct	ft-fa	pct	off	def	tot	avg								
NORTHWESTERN STATE	11/13/15	*	29	6-7	.857	0-1	.000	4-4	1.000	3	11	14	14.0	1	0	2	1	1	16	16.0	
GEORGIA SOUTHERN	11/16/15	*	31	8-14	.571	0-1	.000	8-11	.727	4	13	17	15.5	4	1	1	3	1	24	20.0	
vs George Mason	11/19/15	*	27	3-9	.333	0-0	.000	0-0	.000	3	1	4	11.7	3	0	1	1	0	6	15.3	
vs Towson	11/20/15	*	33	2-5	.400	1-1	1.000	1-2	.500	2	7	9	11.0	3	0	3	1	0	6	13.0	
vs Seton Hall	11/22/15	*	31	5-9	.556	0-1	.000	1-2	.500	0	4	4	9.6	3	0	1	1	0	11	12.6	
GEORGIA STATE	11/25/15	*	26	3-7	.429	0-0	.000	1-2	.500	2	6	8	9.3	4	0	3	1	0	7	11.7	
at Bradley	11-28-15	*	34	7-11	.636	0-0	.000	4-8	.500	4	5	9	9.3	4	2	2	0	3	18	12.6	
at Massachusetts	12/05/15	*	35	7-12	.583	0-1	.000	2-5	.400	5	7	12	9.6	3	1	1	2	1	16	13.0	
at Southeast Missouri	12-12-15	*	26	3-9	.333	0-0	.000	2-3	.667	5	6	11	9.8	2	0	1	2	2	8	12.4	
LOUISIANA TECH	12/15/15	*	23	2-2	1.000	0-0	.000	2-4	.500	2	13	15	10.3	4	0	3	0	0	6	11.8	
at Memphis	12/18/15	*	23	4-9	.444	1-1	1.000	2-5	.400	3	8	11	10.4	3	3	0	2	3	11	11.7	
TROY	12/22/15		25	3-5	.600	0-0	.000	5-6	.833	3	5	8	10.2	2	1	1	2	0	11	11.7	
Totals			11	343	53-99	.535	2-6	.333	32-52	.615	36	86	122	10.2	36	8	19	16	11	140	11.7

Games played: 12
 Minutes/game: 28.6
 Points/game: 11.7
 FG Pct: 53.5
 3FG Pct: 33.3
 FT Pct: 61.5

Rebounds/game: 10.2
 Assists/game: 0.7
 Turnovers/game: 1.6
 Assist/turnover ratio: 0.4
 Steals/game: 0.9
 Blocks/game: 1.3

#12 Gielo, Tomasz

Opponent	Date	gs	min	Total		3-Pointers		Free throws		Rebounds				pf	a	t/o	blk	stl	pts	avg	
				fg-fga	pct	3fg-fga	pct	ft-fa	pct	off	def	tot	avg								
NORTHWESTERN STATE	11/13/15	*	20	0-4	.000	0-3	.000	2-2	1.000	0	4	4	4.0	3	2	0	0	1	2	2.0	
GEORGIA SOUTHERN	11/16/15	*	18	1-3	.333	0-0	.000	2-2	1.000	0	2	2	3.0	4	2	0	2	0	4	3.0	
vs George Mason	11/19/15	*	24	1-7	.143	1-4	.250	0-0	.000	0	4	4	3.3	2	0	0	0	2	3	3.0	
vs Towson	11/20/15		17	1-4	.250	0-2	.000	2-2	1.000	0	2	2	3.0	0	2	0	0	0	4	3.3	
vs Seton Hall	11/22/15		29	5-9	.556	2-3	.667	3-4	.750	2	3	5	3.4	2	0	1	0	1	15	5.6	
GEORGIA STATE	11/25/15	*	24	4-7	.571	2-2	1.000	3-3	1.000	0	6	6	3.8	5	2	3	0	0	13	6.8	
at Bradley	11-28-15	*	19	2-9	.222	1-5	.200	0-0	.000	3	4	7	4.3	3	1	4	0	0	5	6.6	
at Massachusetts	12/05/15	*	31	3-10	.300	0-4	.000	2-2	1.000	0	7	7	4.6	2	0	2	1	0	8	6.8	
at Southeast Missouri	12-12-15	*	20	4-8	.500	1-4	.250	1-2	.500	1	5	6	4.8	3	0	1	0	1	10	7.1	
LOUISIANA TECH	12/15/15	*	28	5-13	.385	3-8	.375	0-0	.000	1	2	3	4.6	1	4	0	0	0	13	7.7	
at Memphis	12/18/15	*	33	3-9	.333	2-6	.333	2-2	1.000	1	2	3	4.5	4	1	2	0	1	10	7.9	
TROY	12/22/15	*	37	9-18	.500	5-11	.455	0-0	.000	1	5	6	4.6	2	3	4	1	0	23	9.2	
Totals			10	300	38-101	.376	17-52	.327	17-19	.895	9	46	55	4.6	31	17	17	4	6	110	9.2

Games played: 12
 Minutes/game: 25.0
 Points/game: 9.2
 FG Pct: 37.6
 3FG Pct: 32.7
 FT Pct: 89.5

Rebounds/game: 4.6
 Assists/game: 1.4
 Turnovers/game: 1.4
 Assist/turnover ratio: 1.0
 Steals/game: 0.5
 Blocks/game: 0.3



2015-16 Ole Miss Rebel Basketball
Ole Miss Individual Game-by-Game (as of Dec 23, 2015)
All games



#13 Perez,Anthony

Opponent	Date	gs	min	Total		3-Pointers		Free throws		Rebounds				pf	a	t/o	blk	stl	pts	avg
				fg-fga	pct	3fg-fga	pct	ft-fa	pct	off	def	tot	avg							
NORTHWESTERN STATE	11/13/15		20	3-6	.500	1-3	.333	0-0	.000	2	1	3	3.0	3	0	1	0	0	7	7.0
GEORGIA SOUTHERN	11/16/15		22	0-6	.000	0-3	.000	5-6	.833	1	3	4	3.5	2	1	1	0	0	5	6.0
vs George Mason	11/19/15		15	1-6	.167	0-3	.000	0-0	.000	0	3	3	3.3	2	1	0	1	1	2	4.7
vs Towson	11/20/15	*	30	1-2	.500	0-0	.000	0-0	.000	2	3	5	3.8	1	1	2	0	3	2	4.0
vs Seton Hall	11/22/15	*	26	2-6	.333	0-3	.000	0-0	.000	4	1	5	4.0	3	4	0	0	1	4	4.0
GEORGIA STATE	11/25/15	*	19	2-3	.667	1-1	1.000	2-2	1.000	2	1	3	3.8	1	0	1	0	0	7	4.5
at Massachusetts	12/05/15	*	32	2-5	.400	0-0	.000	2-3	.667	2	6	8	4.4	5	0	2	0	2	6	4.7
at Southeast Missouri	12-12-15	*	33	3-12	.250	1-4	.250	0-0	.000	2	4	6	4.6	3	1	0	0	0	7	5.0
LOUISIANA TECH	12/15/15		16	3-5	.600	1-2	.500	2-3	.667	0	1	1	4.2	4	2	1	0	0	9	5.4
at Memphis	12/18/15		14	4-4	1.000	1-1	1.000	0-0	.000	1	1	2	4.0	5	1	0	0	0	9	5.8
TROY	12/22/15		23	3-8	.375	1-4	.250	2-5	.400	1	2	3	3.9	3	0	2	0	0	9	6.1
Totals		5	250	24-63	.381	6-24	.250	13-19	.684	17	26	43	3.9	32	11	10	1	7	67	6.1

Games played: 11
Minutes/game: 22.7
Points/game: 6.1
FG Pct: 38.1
3FG Pct: 25.0
FT Pct: 68.4

Rebounds/game: 3.9
Assists/game: 1.0
Turnovers/game: 0.9
Assist/turnover ratio: 1.1
Steals/game: 0.6
Blocks/game: 0.1

#14 Brooks,Rasheed

Opponent	Date	gs	min	Total		3-Pointers		Free throws		Rebounds				pf	a	t/o	blk	stl	pts	avg
				fg-fga	pct	3fg-fga	pct	ft-fa	pct	off	def	tot	avg							
NORTHWESTERN STATE	11/13/15		16	3-4	.750	3-4	.750	2-4	.500	0	0	0	0.0	1	1	1	1	0	11	11.0
GEORGIA SOUTHERN	11/16/15		13	1-3	.333	0-2	.000	0-2	.000	0	3	3	1.5	1	1	0	0	1	2	6.5
vs George Mason	11/19/15		14	0-1	.000	0-0	.000	2-2	1.000	1	0	1	1.3	0	0	0	1	1	2	5.0
vs Towson	11/20/15	*	29	4-6	.667	3-5	.600	1-2	.500	0	1	1	1.3	3	3	0	0	0	12	6.8
vs Seton Hall	11/22/15	*	26	2-6	.333	0-2	.000	1-2	.500	0	1	1	1.2	3	2	1	0	0	5	6.4
GEORGIA STATE	11/25/15	*	27	3-5	.600	1-3	.333	2-2	1.000	1	1	2	1.3	2	2	0	0	0	9	6.8
at Bradley	11-28-15	*	30	2-5	.400	1-4	.250	0-0	.000	1	3	4	1.7	4	0	1	1	3	5	6.6
at Massachusetts	12/05/15	*	31	3-6	.500	1-4	.250	0-0	.000	0	1	1	1.6	0	5	1	0	2	7	6.6
at Southeast Missouri	12-12-15	*	17	1-8	.125	0-5	.000	0-0	.000	1	1	2	1.7	0	1	0	0	0	2	6.1
LOUISIANA TECH	12/15/15	*	33	8-10	.800	4-5	.800	0-0	.000	0	1	1	1.6	2	3	2	0	3	20	7.5
at Memphis	12/18/15	*	39	4-7	.571	1-3	.333	2-2	1.000	0	1	1	1.5	3	3	1	1	1	11	7.8
TROY	12/22/15	*	32	2-5	.400	0-3	.000	0-0	.000	1	3	4	1.8	2	3	4	0	1	4	7.5
Totals		9	307	33-66	.500	14-40	.350	10-16	.625	5	16	21	1.8	21	24	11	4	12	90	7.5

Games played: 12
Minutes/game: 25.6
Points/game: 7.5
FG Pct: 50.0
3FG Pct: 35.0
FT Pct: 62.5

Rebounds/game: 1.8
Assists/game: 2.0
Turnovers/game: 0.9
Assist/turnover ratio: 2.2
Steals/game: 1.0
Blocks/game: 0.3



2015-16 Ole Miss Rebel Basketball
Ole Miss Individual Game-by-Game (as of Dec 23, 2015)
All games



#20 Fitzpatrick-Dorsey,D

Opponent	Date	gs	min	Total		3-Pointers		Free throws		Rebounds				pf	a	t/o	blk	stl	pts	avg
				fg-fga	pct	3fg-fga	pct	ft-fga	pct	off	def	tot	avg							
TROY	12/22/15		3	0-1	.000	0-0	.000	0-0	.000	2	0	2	2.0	0	1	0	0	0	0	0.0
Totals		0	3	0-1	.000	0-0	.000	0-0	.000	2	0	2	2.0	0	1	0	0	0	0	0.0

Games played: 1
 Minutes/game: 3.0
 FG Pct: 0.0

Rebounds/game: 2.0
 Assists/game: 1.0
 Assist/turnover ratio: 99.9

#25 Brutus,Terry

Opponent	Date	gs	min	Total		3-Pointers		Free throws		Rebounds				pf	a	t/o	blk	stl	pts	avg
				fg-fga	pct	3fg-fga	pct	ft-fga	pct	off	def	tot	avg							
TROY	12/22/15		4	1-1	1.000	0-0	.000	0-0	.000	0	0	0	0.0	0	0	0	0	0	2	2.0
Totals		0	4	1-1	1.000	0-0	.000	0-0	.000	0	0	0	0.0	0	0	0	0	0	2	2.0

Games played: 1
 Minutes/game: 4.0
 Points/game: 2.0
 FG Pct: 100.0

#30 Coddington,Jake

Opponent	Date	gs	min	Total		3-Pointers		Free throws		Rebounds				pf	a	t/o	blk	stl	pts	avg
				fg-fga	pct	3fg-fga	pct	ft-fga	pct	off	def	tot	avg							
GEORGIA SOUTHERN	11/16/15		0	0-0	.000	0-0	.000	0-0	.000	0	0	0	0.0	0	0	0	0	0	0	0.0
at Bradley	11-28-15		1	0-0	.000	0-0	.000	0-0	.000	0	0	0	0.0	0	0	0	0	0	0	0.0
LOUISIANA TECH	12/15/15		1	0-0	.000	0-0	.000	0-0	.000	0	0	0	0.0	0	0	0	0	0	0	0.0
at Memphis	12/18/15		0	0-0	.000	0-0	.000	0-0	.000	0	0	0	0.0	0	0	0	0	0	0	0.0
Totals		0	2	0-0	.000	0-0	.000	0-0	.000	0	0	0	0.0	0	0	0	0	0	0	0.0

Games played: 4
 Minutes/game: 0.5



2015-16 Ole Miss Rebel Basketball
Ole Miss Individual Game-by-Game (as of Dec 23, 2015)
All games



#42 Moody, Stefan

Opponent	Date	gs	min	Total		3-Pointers		Free throws		Rebounds				pf	a	t/o	blk	stl	pts	avg	
				fg-fga	pct	3fg-fga	pct	ft-fa	pct	off	def	tot	avg								
NORTHWESTERN STATE	11/13/15	*	31	10-23	.435	4-11	.364	5-6	.833	2	3	5	5.0	1	5	3	1	1	29	29.0	
GEORGIA SOUTHERN	11/16/15	*	37	3-12	.250	1-5	.200	15-17	.882	3	5	8	6.5	2	2	2	0	1	22	25.5	
vs George Mason	11/19/15	*	35	7-12	.583	1-4	.250	3-3	1.000	1	3	4	5.7	2	4	2	0	1	18	23.0	
vs Towson	11/20/15	*	32	10-19	.526	5-9	.556	5-5	1.000	0	2	2	4.8	0	6	2	0	1	30	24.8	
vs Seton Hall	11/22/15	*	29	4-13	.308	2-6	.333	3-4	.750	2	1	3	4.4	2	4	6	0	1	13	22.4	
GEORGIA STATE	11/25/15	*	38	6-13	.462	2-8	.250	7-8	.875	0	5	5	4.5	2	5	2	0	3	21	22.2	
at Bradley	11-28-15	*	36	7-21	.333	2-6	.333	5-6	.833	2	3	5	4.6	1	5	2	0	2	21	22.0	
at Massachusetts	12/05/15	*	37	9-18	.500	3-9	.333	9-10	.900	1	1	2	4.3	0	6	1	0	1	30	23.0	
at Southeast Missouri	12-12-15	*	37	8-21	.381	4-12	.333	8-9	.889	0	2	2	4.0	3	1	7	0	0	28	23.6	
LOUISIANA TECH	12/15/15	*	31	10-22	.455	4-9	.444	5-6	.833	1	0	1	3.7	1	4	3	0	2	29	24.1	
at Memphis	12/18/15	*	37	6-20	.300	3-6	.500	6-9	.667	0	0	0	3.4	3	3	4	0	0	21	23.8	
TROY	12/22/15	*	40	7-18	.389	2-7	.286	7-7	1.000	0	1	1	3.2	3	7	4	0	6	23	23.8	
Totals			12	420	87-212	.410	33-92	.359	78-90	.867	12	26	38	3.2	20	52	38	1	19	285	23.8

Games played: 12
 Minutes/game: 35.0
 Points/game: 23.8
 FG Pct: 41.0
 3FG Pct: 35.9
 FT Pct: 86.7

Rebounds/game: 3.2
 Assists/game: 4.3
 Turnovers/game: 3.2
 Assist/turnover ratio: 1.4
 Steals/game: 1.6
 Blocks/game: 0.1


#TM TEAM

Opponent	Date	gs	min	Total		3-Pointers		Free throws		Rebounds				pf	a	t/o	blk	stl	pts	avg	
				fg-fga	pct	3fg-fga	pct	ft-fa	pct	off	def	tot	avg								
NORTHWESTERN STATE	11/13/15		0	0-0	.000	0-0	.000	0-0	.000	1	4	5	5.0	0	0	0	0	0	0	0.0	
GEORGIA SOUTHERN	11/16/15		0	0-0	.000	0-0	.000	0-0	.000	1	2	3	4.0	0	0	0	0	0	0	0.0	
vs George Mason	11/19/15		0	0-0	.000	0-0	.000	0-0	.000	1	3	4	4.0	0	0	0	0	0	0	0.0	
vs Towson	11/20/15		0	0-0	.000	0-0	.000	0-0	.000	2	0	2	3.5	0	0	1	0	0	0	0.0	
vs Seton Hall	11/22/15		0	0-0	.000	0-0	.000	0-0	.000	4	3	7	4.2	0	0	0	0	0	0	0.0	
GEORGIA STATE	11/25/15		0	0-0	.000	0-0	.000	0-0	.000	0	2	2	3.8	0	0	1	0	0	0	0.0	
at Bradley	11-28-15		0	0-0	.000	0-0	.000	0-0	.000	2	1	3	3.7	0	0	1	0	0	0	0.0	
at Massachusetts	12/05/15		0	0-0	.000	0-0	.000	0-0	.000	1	1	2	3.5	0	0	1	0	0	0	0.0	
at Southeast Missouri	12-12-15		0	0-0	.000	0-0	.000	0-0	.000	1	1	2	3.3	0	0	0	0	0	0	0.0	
LOUISIANA TECH	12/15/15		0	0-0	.000	0-0	.000	0-0	.000	2	1	3	3.3	0	0	0	0	0	0	0.0	
at Memphis	12/18/15		0	0-0	.000	0-0	.000	0-0	.000	3	3	6	3.5	0	0	0	0	0	0	0.0	
TROY	12/22/15		0	0-0	.000	0-0	.000	0-0	.000	2	3	5	3.7	0	0	0	0	0	0	0.0	
Totals			0	0	0-0	.000	0-0	.000	0-0	.000	20	24	44	3.7	0	0	4	0	0	0	0.0

Games played: 12

Rebounds/game: 3.7
 Turnovers/game: 0.3

RADIO/TV ROSTER



0

DEANDRE BURNETT
6-2 • 194 • G • Soph.
Miami Gardens, Fla.



1

MARTAVIOUS NEWBY
6-3 • 218 • G • Sr.
Memphis, Tenn.




2

J.T. ESCOBAR
6-2 • 182 • G • Fr.
Tallahassee, Fla.




3

TERENCE DAVIS
6-4 • 201 • G • Fr.
Southaven, Miss.




5

MARCANVIS HYMON
6-7 • 216 • F • So.
Memphis, Tenn.




10

SAM FINLEY
6-2 • 190 • G • Jr.
Riverside, Calif.



11

SEBASTIAN SAIZ
6-9 • 240 • F • Soph.
Madrid, Spain



12

TOMASZ GIELO
6-9 • 228 • F • Sr.
Szczecin, Poland




13

ANTHONY PEREZ
6-9 • 226 • F • Sr.
Cumana, Venezuela



14

RASHEED BROOKS
6-5 • 192 • G • Jr.
Kalamazoo, Mich.



15

ALEX SHEPARD
6-3 • 191 • G • Fr.
Madden, Miss.



25

TERRY BRUTUS
6-6 • 235 • F • Jr.
Spring Valley, N.Y.




1

MARTAVIOUS NEWBY
6-6 • 218 • G • Sr.
Memphis, Tenn.




30

JAKE CODDINGTON
6-6 • 212 • F • Jr.
Edwardsville, Ill.



42


STEFAN MOODY
5-10 • 179 • G • Sr.
Kissimmee, Fla.



BILL ARMSTRONG
10th year at Ole Miss



TONY MADLOCK
Second year at Ole Miss



TODD ABERNETHY
Second year at Ole Miss



ANDY KENNEDY
10th year at Ole Miss