



KENTUCKY

2015-16 MEN'S BASKETBALL

SCHEDULE/RESULTS (11-2, 1-0 SEC)

| Date | Opponent | Time/Result |
|---------|--------------------------------|-------------|
| N. 2 | [^] OTTAWA | W, 117-58 |
| N. 6 | [^] KENTUCKY STATE | W, 111-58 |
| N.13 | ¹ ALBANY | W, 78-65 |
| N.14 | ¹ NIJT | W, 87-57 |
| N. 17 | ² vs. No. 5/4 Duke | W, 74-63 |
| N. 20 | WRIGHT STATE | W, 78-63 |
| N. 24 | ³ BOSTON UNIVERSITY | W, 82-62 |
| N. 27 | ³ vs. South Florida | W, 84-63 |
| N. 30 | ILLINOIS STATE | W, 75-63 |
| D. 3 | at UCLA | L, 87-77 |
| D. 9 | EASTERN KENTUCKY | W, 88-67 |
| D. 12 | ARIZONA STATE | W, 72-58 |
| D. 19 | ⁴ Ohio State | L, 74-67 |
| D. 26 | No. 16/15 LOUISVILLE | W, 75-73 |
| J. 2 | [^] OLE MISS | W, 83-61 |
| J. 5 | [^] at LSU | 9 p.m. |
| J. 9 | [^] at Alabama | 6 p.m. |
| J. 12 | [^] MISSISSIPPI STATE | 7 p.m. |
| J. 16 | [^] at Auburn | 4 p.m. |
| J. 21 | [^] at Arkansas | 7 p.m. |
| J. 23 | [^] VANDERBILT | TBA |
| J. 27 | [^] MISSOURI | 9 p.m. |
| J. 30 | ⁵ at Kansas | 2-7 p.m. |
| F. 2 | [^] at Tennessee | 7 p.m. |
| F. 6 | [^] FLORIDA | 4 p.m. |
| F. 9 | [^] GEORGIA | 9 p.m. |
| F. 13 | [^] at South Carolina | Noon |
| F. 18 | [^] TENNESSEE | 7/8 p.m. |
| F. 20 | [^] at Texas A&M | TBA |
| F. 23 | [^] ALABAMA | 7 p.m. |
| F. 27 | [^] at Vanderbilt | 4 p.m. |
| M. | [^] at Florida | 7 p.m. |
| M. 5 | [^] LSU | 2 p.m. |
| M. 9-13 | ⁶ SEC Tournament | TBA |

All Times Eastern; HOME GAMES in BOLD CAPS
 All dates and times are subject to change
[^]-Exhibition Games; ^{*}-Conference Games;
¹-Game time will be announced the week of Jan 4 with a start time no earlier than 2 p.m. ET and no later than 7 p.m. ET;
 1-Hoophall Miami Invitational (Rupp Arena, Lexington, Ky.);
 2-Champions Classic (United Center, Chicago);
 3-Hoophall Miami Invitational (American Airlines Arena, Miami);
 4-CBS Sports Classic (Barclays Center, Brooklyn, N.Y.);
 5-Big 12/SEC Challenge (Allen Fieldhouse, Lawrence, Kan.);
 6-SEC Tournament (Bridgestone Arena, Nashville, Tenn.)

No. 9/8 KENTUCKY Wildcats (11-2, 1-0) at LSU Tigers (8-5, 1-0)

Tuesday, Jan. 5 • 9 p.m. ET • Maravich Center (13,215) • Baton Rouge, La.

THE MATCHUP | #UKvsLSU



About the Series

All-Time Record: UK leads 86-25
Last Meeting: UK won 71-69 (2/10/2015)
Streak: UK has won two



Head Coach: John Calipari
Overall On-Court Record: 646-180 (.782)
Record at Kentucky: 201-40 (.834)
Calipari's Record vs. LSU: 8-1

Head Coach: Johnny Jones
Overall On-Court Record: 274-204 (.573)
Record at LSU: 69-42 (.622)
Jones' Record vs. Kentucky: 1-4

UK PROBABLE LINEUP (BASED OFF LAST OUTING)

00



Marcus Lee

Jr. / F / 6-9 / 224
Antioch, Calif.

- Averaging career highs in points (9.1), rebs. (7.2)
- Tallied two double-doubles this season
- Leads UK with 26 blocked shots

3



Tyler Ulis

So. / G / 5-9 / 160
Chicago

- Leads the team in assists with a 5.9 average
- Averaging 7.5 assists over his last six games
- Named SEC Player of the Week on Dec. 28

13



Isaiah Briscoe

Fr. / G / 6-3 / 202
Newark, N.J.

- Scored in double figures in seven games
- Averaging 11.0 points and guard-best 5.5 rebs.
- Named SEC Freshman of the Week on Dec. 7

22



Alex Poythress

Sr. / F / 6-8 / 230
Clarksville, Tenn.

- Team-high three double-doubles on the year
- Posted 14 points, 6 boards and 3 blocks vs. U of L
- Averaging 9.4 points and 7.3 rebounds

23



Jamal Murray

Fr. / G / 6-4 / 207
Kitchener, Ontario

- Averaging team-high 16.8 points per game
- Recorded career-high 33 points vs. Ohio State
- Scored in double figures in 11 straight games

TV AND RADIO INFO

TV: ESPN

Brad Nessler (PxP)
 Jay Bilas (Analyst)
 Shannon Spake (Sideline)



Radio: UK Radio Network

Tom Leach (PxP)
 Mike Pratt (Analyst)



Satellite Radio:

Sirius Channel | XM Channel
 84 | 84

WHAT YOU NEED TO KNOW

- Tyler Ulis posted his first career double-double vs. Ole Miss and became the first player in school history to record at least 20 points, at least 10 assists and at least six steals in a single game
- With the win over U of L, Calipari reached 200 wins at Kentucky faster than any UK coach and became the second-fastest coach to do it at a single school in Division I history
- Alex Poythress became the 52nd player in program history with at least 500 rebounds in the win vs. Ole Miss
- Marcus Lee is shooting 74.4 percent over his last seven games
- Jamal Murray has hit a 3-pointer in every game this season

BY THE NUMBERS

- 2,189**
National all-time wins leader
- 7.5**
Tyler Ulis' assists per game over the last six contests
- 46**
Kentucky's regular-season SEC titles
- 944-263**
UK's all-time regular-season record vs. SEC competition

2015-16 ROSTER

| No. | Name | Pos. | Ht. | Wt. | Cl. | Hometown (Previous School) |
|-----|-------------------|------|------|-----|-----|---|
| 00 | Marcus Lee | F | 6-9 | 224 | Jr. | Antioch, Calif. (Deer Valley) |
| 1 | Skal Labissiere | F | 6-11 | 225 | Fr. | Port-au-Prince, Haiti (Lausanne Collegiate) |
| 3 | Tyler Ulis | G | 5-9 | 160 | So. | Chicago (Marian Catholic) |
| 4 | Charles Matthews | G | 6-6 | 189 | Fr. | Chicago (Saint Rita) |
| 10 | Jonny David | G | 6-2 | 175 | Fr. | Pittsburgh (Mt. Lebanon) |
| 11 | Mychal Mulder | G | 6-4 | 185 | Jr. | Windsor, Ontario (Vincennes University) |
| 13 | Isaiah Briscoe | G | 6-3 | 202 | Fr. | Newark, N.J. (Roselle Catholic) |
| 14 | Tai Wynyard | F | 6-10 | 255 | Fr. | Auckland, New Zealand (Rangitoto College) |
| 15 | Isaac Humphries | F | 7-0 | 260 | Fr. | Sydney, Australia (La Lumiere School) |
| 22 | Alex Poythress | F | 6-8 | 230 | Sr. | Clarksville, Tenn. (Northeast) |
| 23 | Jamal Murray | G | 6-4 | 207 | Fr. | Kitchener, Ontario (Athlete Institute) |
| 24 | EJ Floreal | G | 6-4 | 203 | Jr. | Palo Alto, Calif. (Dunbar) |
| 25 | Dominique Hawkins | G | 6-0 | 190 | Jr. | Richmond, Ky. (Madison Central) |
| 32 | Dillon Pulliam | G | 6-3 | 180 | So. | Cynthiana, Ky. (Transylvania University) |
| 35 | Derek Willis | F | 6-9 | 220 | Jr. | Mt. Washington, Ky. (Bullitt East) |

COACHING STAFF

Head Coach: John Calipari (Clarion, 1982)
Associate Head Coach: Kenny Payne (Louisville, 2003)
Assistant Coach: Tony Barbee (UMass, 1993)
Assistant Coach: John Robic (Denison, 1986)
Special Asst. to the Head Coach: Joel Justus (UNC Wilmington, 2004)
Associate AD/Basketball Operations: Chris Woolard (UCLA, 1997)
Asst. Strength Coach: Robert Harris (Kentucky State, 2009)
Athletic Trainer: Chris Simmons (Memphis, 2002)

PRONUNCIATION GUIDE

| | |
|-------------------|--------------------------|
| EJ FLOREAL | (FLO-RE-AL) |
| DOMINIQUE Hawkins | (DOM-A-NEEK) |
| SKAL LABISSIERE | (S-CAL) (LAY-BISS-E-AIR) |
| MYCHAL Mulder | (like michael) |
| Alex POYTHRESS | (POY-THRESS) |
| Tyler ULIS | (YOU-LIS) |
| Tai Wynyard | (TIE) (WIN-YARD) |
| John CALIPARI | (CAL-A-PEAR-EE) |


2015-16 TV CHART



00
Marcus Lee
 Jr. / F / 6-9 / 224
 Antioch, Calif.



1
Skal Labissiere
 Fr. / F / 6-11 / 225
 Port-au-Prince, Haiti




3
Tyler Ulis
 So. / G / 5-9 / 160
 Chicago



4
Charles Matthews
 Fr. / G / 6-6 / 189
 Chicago



10
Jonny David
 Fr. / G / 6-2 / 175
 Pittsburgh



11
Mychal Mulder
 Jr. / G / 6-4 / 185
 Windsor, Ontario



13
Isaiah Briscoe
 Fr. / G / 6-3 / 202
 Newark, N.J.




14
Tai Wynyard
 Fr. / F / 6-10 / 255
 Auckland, New Zealand




15
Isaac Humphries
 Fr. / F / 7-0 / 260
 Sydney, Australia



22
Alex Poythress
 Sr. / F / 6-8 / 230
 Clarksville, Tenn.



23
Jamal Murray
 Fr. / G / 6-4 / 207
 Kitchener, Ontario



24
EJ Floreal
 Jr. / G / 6-4 / 203
 Palo Alto, Calif.



25
Dominique Hawkins
 Jr. / G / 6-0 / 190
 Richmond, Ky.



32
Dillon Pulliam
 So. / G / 6-3 / 180
 Cynthiana, Ky.



35
Derek Willis
 Jr. / F / 6-9 / 220
 Mt. Washington, Ky.



John Calipari
 Head Coach
 Seventh Season



Kenny Payne
 Associate Head
 Coach
 Sixth Season



Tony Barbee
 Assistant Coach
 First Season



John Robic
 Assistant Coach
 Seventh Season

WEEKLY MEDIA SCHEDULE - JAN. 4, 2015- JAN. 17, 2016***

| | | | | | | |
|---|---|--|--|---|---|--------------------|
| Monday - 4 SEC teleconference Media availability at the Craft Center | Tuesday - 5 at LSU 9 p.m. ET ESPN | Wednesday - 6 John Calipari Call-In Radio Show | Thursday - 7 | Friday - 8 Media availability at the Craft Center | Saturday - 9 at Alabama 6 p.m. ET SEC Network | Sunday - 10 |
| Monday - 11 SEC teleconference Media availability Calipari Radio Show | Tuesday - 12 vs. Mississippi State 7 p.m. ET ESPN | Wednesday - 13 Spring Semester begins | Thursday - 14 Media availability at the Craft Center | Friday - 15 | Saturday - 16 at Auburn 4 p.m. ET ESPN/ESPN2 | Sunday - 17 |

***schedule is tentative and subject to change

MEDIA INFO

Quick Facts
 Location: Lexington, Ky.
 Founded: 1865
 Enrollment: 30,000
 Nickname: Wildcats
 Colors: Blue (PMS 286) and White
 Conference: Southeastern
 Arena: Rupp Arena
 Capacity: 23,000
 President: Dr. Eli Capilouto
 Athletics Director: Mitch Barnhart
 Faculty Representative: Joseph L. Fink III

Media Relations
 MBB Contact: Eric Lindsey
 Email: eric.lindsey@uky.edu
 Phone: 859.619.0944
 *Calipari interviews, MBB contact

Secondary Contact: Deb Moore
 Email: deb.moore@uky.edu
 Phone: 859.559.5781
 *Player interviews, game-day contact, credentials

Asst. Contact: Jake Most
 Email: jake.most@uky.edu
 Phone: 516.996.3229

Assistant AD for Media Relations:
 Tony Neely

Office Coordinator: Stephanie Guy
 Email: stephanie.guy@uky.edu
 Phone: 859.257.3838
 Media will call, credentials

The UK Media Relations office is located in the Joe Craft Center. Office hours are 8 a.m. - 5 p.m. (M-F).

338 Lexington Ave.
 Lexington, KY 40506

IMPORTANT INFORMATION

CREDENTIAL REQUESTS
 Requests for single-game credentials should be made as far in advance as possible and no later than five days prior to game day online at sportsystems.com/Kentucky.

CREDENTIAL CRITERIA
 The University of Kentucky's decision to issue credentials to a media outlet for the purposes of covering a UK basketball home or away event is determined by a variety of factors. They include the following:

- Amount of coverage given to Kentucky throughout the season
- Intention/ability to cover all 22 sports at Kentucky
- Distribution/size of publication: free, subscription, sale on newsstands, website traffic, etc.
- Radio or TV station program format and size of audience
- Length of existence of the publication, amount of original copy generated, number of full-time employees of the publication and the journalistic experience of the reporter(s)
- Attendance at Kentucky media sessions, including Olympic sport opportunities
- Space availability
- Professionalism, which includes but is not limited to conduct at games, press conferences, practices, on social media, etc.

The University of Kentucky has the right to revoke credentials under its own discretion.

INTERVIEW POLICIES-GENERAL
 All interviews with University of Kentucky basketball players or staff members must be arranged through the Media Relations office. Media should never contact a player or coach directly.

The Wildcat Coal Lodge, dormitories, team locker rooms and other team quarters are private team areas. Media members are not permitted in these areas unless accompanied by appropriate university personnel.

PRACTICE/PRESS CONFERENCES
 Other than announced exceptions, UK basketball practices are closed to the media. UK will accept requests to attend practice. All requests must be made by 10 a.m. on the day of the practice. In cases in which practices are open to the media, no cell phones are allowed in the practice facility.

Player interviews are conducted prior to practices the day before a game and will be available to all UK media in the Joe Craft Center lower-level lobby. UK will accept requests for player interviews, but they must be submitted 24 hours prior to the scheduled availability.

Coach John Calipari or an assistant coach will meet with members of the media immediately following player interviews in the lower level lobby of the Joe Craft Center.

Gameday shoot-arounds are closed to the media.

TELEPHONE PLAYER INTERVIEWS
 Telephone interviews are available to the media on a call-back basis. Individual player and coach telephone numbers will not be given to members of the media.

Players are instructed not to conduct interviews when contacted directly by telephone. The UK Media Relations Office will arrange for telephone interviews at a time most convenient for the student-athlete.

Other special requests are handled on a case-by-case basis.

POSTGAME INTERVIEWS
 Following each game, there is a 20-minute cooling-off period, during which time the players shower and dress. Approximately 10 minutes after the game ends, Coach Calipari conducts his postgame press conference while a player is taken to the UK Sports Network. Following Coach Calipari's press conference and the cooling-off period, selected UK players are brought to the media interview room.

SOCIAL MEDIA CENTER

| | | | |
|--|--|---|--|
| <p>Official Team News and Connections</p> <p>Twitter: @KentuckyMBB Facebook: /KentuckyMBB Instagram: @KentuckyMBB Periscope: @KentuckyMBB</p> <p>Official UK Athletics: @UKAthletics CoachCal.com: @CoachCalDotCom</p> <p>John Calipari: @UKCoachCalipari</p> | <p>Player</p> <p>Isaiah Briscoe Jonny David EJ Floreal Dominique Hawkins Isaac Humphries Skal Labissiere Marcus Lee Charles Matthews Mychal Mulder Jamal Murray Alex Poythress Dillon Pulliam Tyler Ulis Derek Willis Tai Wynyard</p> | <p>Twitter</p> <p>@ZayBriscoe @j david010 @Eddie_Bounce24 @Dhawk_25 @IsaacHumphries7 @OneBigHaitian @JustMarcusLee @_JustCharles_ @MychalMulder @BeMore27 @AlextheGreat22 @DPull32 @tulis3 @derek_willis33 @WynyardTai</p> | <p>Instagram</p> <p>@zaaay_ @j david010 @eddie_bounce24 @dhawk_25 @isaachumphries7 @skallywally @justmarcuslee @just.charles @mikemulder11 @jmgltihx27 @alexthegreat22 @dpull32 @tulis3 @dxw_33 @taiwynyard</p> |
|--|--|---|--|

THE POLLS

AP Top 25 Jan. 4

| Rk. | Team (First-Place Votes) |
|-----|--------------------------|
| 1. | Kansas (44) |
| 2. | Oklahoma (21) |
| 3. | Maryland |
| 4. | Virginia |
| 5. | Michigan State |
| 6. | North Carolina |
| 7. | Arizona |
| 8. | Providence |
| 9. | Kentucky |
| 10. | Xavier |
| 11. | Villanova |
| 12. | Miami (FL) |
| 13. | Iowa State |
| 14. | Duke |
| 15. | SMU |
| 16. | Louisville |
| 17. | West Virginia |
| 18. | Butler |
| 19. | Iowa |
| 20. | Purdue |
| 21. | Texas A&M |
| 22. | South Carolina |
| 23. | Connecticut |
| 24. | Pittsburgh |
| 25. | Dayton |

Others Receiving Votes:

Gonzaga, California, Texas Tech, George Washington, St. Mary's, Baylor, Seton Hall, Colorado, Oregon State, Sain Joseph's, Wichita State, Utah, Michigan, Indiana, Cincinnati, Akron, Oregon

USA Today Coaches Jan. 4

| Rk. | Team (First-Place Votes) |
|-----|--------------------------|
| 1. | Oklahoma (20) |
| 2. | Kansas (11) |
| 3. | Maryland |
| 4. | Michigan State (1) |
| 6. | Arizona |
| 7. | North Carolina |
| 8. | Kentucky |
| 9. | Providence |
| 10. | Duke |
| 11. | Miami (Fla.) |
| 12. | Xavier |
| 13. | Villanova |
| 14. | Iowa State |
| 15. | West Virginia |
| 16. | Louisville |
| 17. | Texas A&M |
| 18. | Purdue |
| 19. | Butler |
| 20. | South Carolina |
| 21. | Pittsburgh |
| 22. | Gonzaga |
| 23. | Iowa |
| 24. | Connecticut |
| 25. | Baylor |

Others Receiving Votes:

California, Dayton, George Washington, Cincinnati, St. Mary's, Texas Tech, Oregon, Vanderbilt, Utah, Indiana, Colorado, Oregon State, Houston, Southern California

UK'S WEEKLY RANKINGS

| DATE | AP | Coaches | RPI |
|-----------|----|---------|-----|
| Preseason | 2 | 1 | - |
| Nov. 16 | 2 | 2 | - |
| Nov. 23 | 1 | 1 | - |
| Nov. 30 | 1 | 1 | 19 |
| Dec. 7 | 5 | 4 | 26 |
| Dec. 14 | 4 | 4 | 12 |
| Dec. 21 | 12 | 11 | 29 |
| Dec. 28 | 10 | 11 | 12 |
| Jan. 4 | 9 | 8 | 7 |

THE SOUTHEASTERN CONFERENCE

SEC Standings (Through Jan. 2)

| Team | SEC (Pct.) | GB | Overall (Pct.) |
|-----------------|-------------|-----|----------------|
| Auburn | 1-0 (1.000) | 0.0 | 7-5 (.583) |
| Florida | 1-0 (1.000) | 0.0 | 9-4 (.692) |
| Kentucky | 1-0 (1.000) | 0.0 | 11-2 (.846) |
| LSU | 1-0 (1.000) | 0.0 | 8-5 (.615) |
| Texas A&M | 1-0 (.000) | 0.0 | 11-2 (.846) |
| S. Carolina | 0-0 (.000) | 0.5 | 13-0 (1.000) |
| Alabama | 0-0 (.000) | 0.5 | 9-3 (.750) |
| Mississippi St. | 0-0 (.000) | 0.5 | 7-5 (.583) |
| Missouri | 0-0 (.000) | 0.5 | 7-6 (.539) |
| Arkansas | 0-1 (.000) | 1.0 | 6-7 (.462) |
| Georgia | 0-1 (.000) | 1.0 | 7-4 (.636) |
| Ole Miss | 0-1 (.000) | 1.0 | 10-3 (.769) |
| Tennessee | 0-1 (.000) | 1.0 | 7-6 (.539) |
| Vanderbilt | 0-1 (.000) | 1.0 | 8-5 (.615) |

This Week in the SEC

Tuesday, Jan. 5

| | | |
|------------------------|-------------|---------------|
| S. Carolina at Auburn | SEC | 7 p.m. |
| Kentucky at LSU | ESPN | 9 p.m. |
| Vanderbilt at Arkansas | SEC | 9 p.m. |

Wednesday, Jan. 6

| | | |
|------------------------|-------|-----------|
| Missouri at Georgia | SEC | 6:30 p.m. |
| Florida at Tennessee | ESPN2 | 7 p.m. |
| Vanderbilt at Arkansas | SEC | 8:30 p.m. |

Thursday, Jan. 7

| | | |
|---------------------|-------|--------|
| Alabama at Ole Miss | ESPNU | 9 p.m. |
|---------------------|-------|--------|

Saturday, Jan. 9

| | | |
|-----------------------------|------------|---------------|
| LSU at Florida | CBS | TBD |
| Texas A&M at Tennessee | SEC | 1 p.m. |
| Vanderbilt at S. Carolina | ESPNU | 3 p.m. |
| Mississippi St. at Arkansas | SEC | 3:30 p.m. |
| Kentucky at Alabama | SEC | 6 p.m. |
| Georgia at Ole Miss | SEC | 8:30 p.m. |
| Auburn at Missouri | ESPN2 | 9 p.m. |

Tuesday, Jan. 12

| | | |
|------------------------------------|-------------|---------------|
| Florida at Texas A&M | SEC | 7 p.m. |
| Mississippi St. at Kentucky | ESPN | 7 p.m. |
| Arkansas at Missouri | SEC | 9 p.m. |
| Auburn at Vanderbilt | ESPNU | 9 p.m. |

Wednesday, Jan. 13

| | | |
|------------------------|-------|--------|
| Tennessee at Georgia | SEC | 7 p.m. |
| Ole Miss at LSU | ESPN2 | 9 p.m. |
| S. Carolina at Alabama | SEC | 9 p.m. |

Saturday, Jan. 16

| | | |
|------------------------------|-------------------|---------------|
| Missouri at S. Carolina | SEC | 1 p.m. |
| Texas A&M at Georgia | ESPNU | 2 p.m. |
| Tennessee at Mississippi St. | SEC | 3:30 p.m. |
| Kentucky at Auburn | ESPN/ESPN2 | 4 p.m. |
| Alabama at Vanderbilt | SEC | 6 p.m. |
| Florida at Ole Miss | ESPN2 | 8 p.m. |
| Arkansas at LSU | SEC | 8:30 p.m. |

Kentucky in the SEC and NCAA Stats (Through Jan. 2)

TEAM

| CATEGORY | SEC [NCAA] (STAT) |
|-------------------------------|---------------------|
| Scoring..... | 8th [87th] (78.5) |
| Scoring Defense..... | 5th [70th] (65.8) |
| Scoring Margin | 4th [47th] (+12.6) |
| Free Throw % | 10th [261st] (.660) |
| Field Goal %..... | 5th [53rd] (.473) |
| Field Goal % Def..... | 8th [78th] (.402) |
| 3-Pt. Field Goal % | 11th [276th] (.313) |
| 3-Pt. FG % Def..... | 3rd [30th] (.297) |
| Rebounding Offense..... | 3rd [60th] (39.8) |
| Rebounding Defense | 1st [32.2] |
| Rebounding Margin..... | 2nd [27th] (+7.6) |
| Blocked Shots Per Game | 2nd [14th] (5.8) |
| Assists Per Game | 8th [145th] (14.0) |
| Steals Per Game | 7th [111th] (7.0) |
| Turnover Margin | 8th [105th] (+1.4) |
| Assist/TO Ratio | 8th [154th] (1.1) |
| Offensive Rebs Per Game | 1st [16th] (14.5) |
| Defensive Rebs Per Game | 12th [209th] (25.4) |
| Defensive Rebound Pct. | 10th (.680) |
| Offensive Rebound Pct..... | 1st (.416) |
| 3-Point FG Made Per Game.... | 14th [288th] (5.5) |

INDIVIDUAL

| PLAYER | SEC [NCAA] (STAT) |
|--------------------------------------|---------------------|
| 3-Point Field-Goal Percentage | |
| Jamal Murray..... | 8th [104th] (.382) |
| 3-Point Field Goals Per Game | |
| Jamal Murray..... | 4th [88th] (2.62) |
| Assist-to-Turnover Ratio | |
| Tyler Ulis..... | 3rd [35th] (2.96) |
| Assists Per Game | |
| Tyler Ulis..... | T2nd [25th] (5.9) |
| Blocked Shots Per Game | |
| Marcus Lee | 2nd [49th] (2.0) |
| Skal Labissiere | 6th [78th] (1.8) |
| Defensive Rebounds Per Game | |
| Alex Poythress..... | 8th [216th] (4.9) |
| Double-Doubles | |
| Alex Poythress..... | T6th [121st] (3) |
| Marcus Lee | T10th [225th] (2) |
| Free-Throw Percentage | |
| Tyler Ulis..... | 4th [50th] (.868) |
| Minutes Per Game | |
| Tyler Ulis..... | 1st [41st] (35.25) |
| Jamal Murray..... | 5th [125th] (33.32) |
| Isaiah Briscoe..... | 8th (30.8) |
| Offensive Rebounds Per Game | |
| Marcus Lee | 3rd [42nd] (3.4) |
| Alex Poythress..... | T9th [181st] (2.5) |
| Rebounds Per Game | |
| Alex Poythress..... | 10th [172nd] (7.3) |
| Marcus Lee | 11th [184th] (7.2) |
| Isaiah Briscoe..... | 20th (5.5) |
| Scoring | |
| Jamal Murray..... | 6th [136th] (16.8) |
| Tyler Ulis..... | T17th (13.4) |
| Steals Per Game | |
| Isaiah Briscoe..... | 5th [107th] (1.73) |
| Tyler Ulis..... | 6th [129th] (1.67) |

HONORING THE CATS

Isaiah Briscoe

- SEC Freshman of the Week (12/7/15)
- Wayman Tisdale Watch List

Skal Labissiere

- Wooden Award Watch List
- Kareem Abdul-Jabbar Award Watch List
- Preseason All-SEC First Team (Media)
- Preseason All-SEC First Team (Coaches)
- CBSSports.com Preseason All-America First Team
- Sporting News Preseason All-America Second Team
- SEC Co-Freshman of the Week (11/16/15)
- Wayman Tisdale Watch List
- Oscar Robertson Watch List
- Naismith Watch List

Marcus Lee

- Allstate Good Works Nominee

Jamal Murray

- SEC Freshman of the Week (12/14/15)
- Miami Hoophall Invite Most Valuable Player
- Wooden Award Watch List
- Sporting News Preseason All-America Third Team
- CBSSports.com Preseason All-America Second Team
- Preseason All-SEC Second Team (Coaches)
- Wayman Tisdale Watch List
- Oscar Robertson Watch List
- Naismith Watch List

Alex Poythress

- Julius Erving Award Watch List
- Preseason All-SEC Second Team (Media)
- Preseason All-SEC Second Team (Coaches)

Tyler Ulis

- SEC Player of the Week (12/28/15)
- College Basketball Talk (NBC Sports) National Player of the Week (12/28/15)
- Wooden Award Watch List
- Lute Olson Award Watch List
- Bob Cousy Award Watch List
- Preseason All-SEC First Team (Media)
- Preseason All-SEC First Team (Coaches)
- SEC Co-Player of the Week (11/23/15)
- Oscar Robertson Watch List
- Naismith Watch List

2015-16 SEASON NOTES

Calipari Wins 200th Career Game at UK in Record Time

With a thrilling 75-73 victory over rival Louisville, John Calipari captured his 200th career win at Kentucky faster than any coach in UK history -- and nearly faster than anyone has ever done it at any other school.

Calipari reached the 200-win plateau in his 240th career game at Kentucky. Rick Pitino, previously the fastest to 200 wins at UK prior to Calipari, didn't capture his 200th Wildcat win until his 249th game. The legendary Adolph Rupp reached 200 during his 250th game.

Not only did Calipari reach the 200-win mark in record pace at Kentucky, he also nearly set the all-time Division I mark. With the win over U of L, he became the second-fastest Division I men's basketball coach to reach 200 victories at a single school, behind only LIU-Brooklyn's Clair Bee, who achieved the feat in 231 games.

Calipari is one of just 11 head coaches in Division I men's basketball history with at least 200 victories at two different schools and just the fifth coach at Kentucky to reach the 200-win plateau.

He's currently the only coach in NCAA history with at least 189 victories at three different schools.

Kentucky Rolls Past Ole Miss in SEC Opener

Kentucky began Southeastern Conference play in dominating fashion with a convincing 83-61 victory over Ole Miss on Saturday in Rupp Arena.

UK's defense slowed down the SEC's leading scorer, Stefan Moody, while UK point guard Tyler Ulis enjoyed another spectacular day. The sophomore from Chicago recorded the first double-double of his career with 20 points and a career-high 10 assists, notching a number of milestones in the process.

Ulis became the first player in program history to record at least 20 points, at least 10 assists and at least six steals in a single game in school history. He was also the first Wildcat with 20 points and 10 assists in a game since John Wall vs. Rider on Nov. 21, 2009.

While Ulis did his thing offensively, the Wildcats were suffocating defensively. Led by Ulis' career-high six steals, UK posted 13 steals for the game and held Ole Miss to 40.0-percent shooting. In the first half alone, the Wildcats limited the Rebels to 23.1 percent.

Thanks to a 21-3 run, Kentucky led 46-22 at halftime, its largest halftime lead of the season.

UK's lead swelled to 29 points in the second half, and the Wildcats never let Ole Miss back into the game with a dominating performance on the glass. Kentucky won the rebounding battle 41-27, which led to a 16-9 advantage in second-chance points.

Other notables:

- UK leads the all-time series with Ole Miss 104-13
- Kentucky extended its home winning streak to 29 games, the fourth-longest win streak in Rupp Arena history
- The Wildcats shot 50 percent from the field, the sixth time this season they have made at least half their shots
- UK limited Ole Miss to 61 points, improving to 124-5 (.961) in the John Calipari era when holding the opponent to 63 points or less
- Ulis' 10 assists marked Kentucky's first 10-assist game since Julius Mays vs. Lafayette on Nov. 16, 2012
- Freshman guard Jamal Murray had 18 points, his 11th consecutive game in double figures
- Junior forward Marcus Lee totaled 13 points and eight rebounds and has made 32 of 43 shots (.744) over his last seven games
- Senior forward Alex Poythress had six points and a game-high nine rebounds
- Freshman forward Skal Labissiere had nine points, his highest total since scoring 10 against Eastern Kentucky

UK Continues Recent Dominance in Rivalry with 75-73 Win over Louisville

Now 8-1 vs. Louisville under John Calipari, the No. 12/11 Kentucky Wildcats continued their impressive dominance over the No. 16/15 Cardinals with a thrilling 75-73 victory in Rupp Arena on Dec. 26.

In yet another memorable game in the nation's most heated rivalry, the Wildcats answered adversity in the first half, took a 16-point lead in the second half and then held on late to win their fourth straight in the series.

The Wildcats fell behind 34-30 after a technical foul on Calipari, but Kentucky responded with one of its best runs of the season, outscoring Louisville by a count of 22-2 from the end of the first half and into the second.

The Cardinals rallied and got as close as 65-64 with 5:34 remaining, but the Wildcats had an answer every time Louisville tried to take control with key shots down the stretch from Tyler Ulis, Dominique Hawkins and Jamal Murray. Louisville missed a 3-pointer as time expired to clinch another Kentucky victory.

UK received spirited performances from Ulis, Alex Poythress, Marcus Lee and, perhaps most notably, Hawkins. Filling in for starting guard Isaiah Briscoe, who turned his ankle in warmups just 30 minutes prior to the game, Hawkins, a Kentucky native, entered the rivalry's lore with a career-high 13 points on three 3-point field goals -- all of them coming at big turning points in the game.

Ulis, who was named the game's Most Valuable Player by the Bluegrass Sports Commission, tied a career-high with 21 points while dishing out eight assists and making a career-high-tying four 3-pointers. He became the first back-to-back winner of the MVP award since its inception in 2010.

Other notables:

- Calipari reached his 200th win at Kentucky, becoming the fastest coach in school history to 200 wins and the second fastest to do it at a single school in Division I history (Clair Bee won his 200th game at LIU-Brooklyn in his 231st game)
- Poythress scored six straight points early in the second half to give UK its biggest lead at 52-36. He finished

2015-16 LEAD-DEFICIT COMPARISON

| Opponent | Biggest Lead | Biggest Deficit | Biggest Run | Changes | Ties | Led | Trailed | Result |
|-------------------|--------------|-----------------|-------------|---------|------|-------|---------|----------------|
| OTTAWA | 59 (2nd) | N/A | 16-0 | 0 | 0 | 39:47 | 0:00 | UK won 117-58 |
| KENTUCKY STATE | 53 (2nd) | N/A | 22-0 | 0 | 0 | 39:12 | 0:00 | UK won 111-58 |
| ALBANY | 21 (2nd) | N/A | 12-2 | 0 | 0 | 38:35 | 0:00 | UK won 78-65 |
| NJIT | 34 (2nd) | 6 (1st) | 15-2 | 1 | 2 | 30:05 | 6:59 | UK won 87-57 |
| vs. Duke | 16 (2nd) | 2 (1st) | 8-0 | 2 | 6 | 33:20 | 0:05 | UK won 74-63 |
| WRIGHT STATE | 20 (2nd) | N/A | 10-3 | 0 | 0 | 39:08 | 0:00 | UK won 78-63 |
| BOSTON | 24 (2nd) | 1 (1st) | 18-2 | 2 | 0 | 39:17 | 0:26 | UK won 82-62 |
| vs. South Florida | 31 (2nd) | 2 (1st) | 17-0 | 1 | 2 | 37:09 | 0:39 | UK won 84-63 |
| ILLINOIS STATE | 16 (2nd) | 6 (1st) | 10-0 | 3 | 6 | 25:27 | 9:41 | UK won 75-63 |
| at UCLA | 2 (1st) | 15 (2nd) | 5-0 | 1 | 1 | 0:30 | 38:10 | UCLA won 87-77 |
| EKU | 21 (2nd) | N/A | 12-0 | 0 | 0 | 39:42 | 0:00 | UK won 88-67 |
| ARIZONA STATE | 23 (2nd) | 1 (1st) | 10-0 | 2 | 3 | 37:55 | 0:44 | UK won 88-67 |
| vs. Ohio State | 3 (1st) | 16 (2nd) | 7-0 | 3 | 1 | 2:37 | 35:31 | OSU won 74-67 |
| LOUISVILLE | 16 (2nd) | 5 (1st) | 22-2 | 3 | 5 | 30:22 | 6:53 | UK won 75-73 |
| OLE MISS | 29 (2nd) | 2 (1st) | 21-3 | 2 | 2 | 36:59 | 0:22 | UK won 83-61 |
| at LSU | | | | | | | | |
| at Alabama | | | | | | | | |
| MISSISSIPPI ST. | | | | | | | | |
| at Auburn | | | | | | | | |
| at Arkansas | | | | | | | | |
| VANDERBILT | | | | | | | | |
| MISSOURI | | | | | | | | |
| at Kansas | | | | | | | | |
| at Tennessee | | | | | | | | |
| FLORIDA | | | | | | | | |
| GEORGIA | | | | | | | | |
| at S. Carolina | | | | | | | | |
| TENNESSEE | | | | | | | | |
| at Texas A&M | | | | | | | | |
| ALABAMA | | | | | | | | |
| at Vanderbilt | | | | | | | | |
| at Florida | | | | | | | | |
| LSU | | | | | | | | |

NOTES CONTINUED

- with 14 points, six boards and a season-high three blocks
- With 12 points, Murray became the first Wildcat to score in double figures in 10 straight games since Julius Randle in 2013
 - Hawkins was the first Kentucky native to score in double figures for the Wildcats vs. Louisville since Darius Miller did so in the 2012 Final Four
 - UK hit a season-high 11 3-pointers

S-E-C! S-E-C! S-E-C!

Kentucky opened Southeastern Conference play Saturday vs. Ole Miss with the unquestionable reputation as the league's gold standard.

Since the SEC's inception in 1932-33, the Wildcats have been the most dominant team in the league, recording a 944-263 mark (.782) in conference play. Only two other teams have won more than 700 regular-season SEC games (Alabama, Tennessee) and no other team has a better winning percentage.

- UK has averaged 11.5 wins and only 3.2 losses per season in 82 seasons in the SEC
- The Wildcats have won 46 SEC titles and 28 SEC Tournament championships
- Kentucky has won 13 of the last 23 SEC Tournament titles

Next Man Up

When starting freshman guard Isaiah Briscoe turned his ankle in warmups prior to the Louisville game, all it meant was an opportunity for another player. That man vs. the Cardinals was junior guard Dominique Hawkins.

The Kentucky native cemented his legacy in the rivalry's storied history with the best game of his career. Hawkins posted career highs in points (13), 3-pointers made (three) and minutes (26) to lead the Wildcats over the Cardinals.

But Hawkins is far from the only Wildcat who has embraced the "next man up" mentality and stepped up for the Wildcats this season.

In seven of Kentucky's 13 games this season, a UK scholarship player has either not played or left the game with an injury or illness (Hawkins was the latest to go down, suffering a left ankle injury during the Ole Miss game). It hasn't slowed the Wildcats down too much -- as evidenced by Kentucky's 11-2 record through a difficult nonconference schedule -- but it also speaks to UK's depth and, perhaps, strengthens the notion that we are yet to see the best from this team.

Best in the Bluegrass

Kentucky has been dominant against teams in the state under John Calipari. UK is 14-1 against in-state foes with Calipari at the helm, including 8-1 vs. Louisville.

Two of the victories over the Cardinals came in postseason play. UK has won four straight in the series and all four meetings in Rupp Arena.

Here's a list of the meetings between the state's two premier programs since Coach Cal took over at Kentucky:

- Jan. 2, 2010 - UK won 71-62 at Rupp Arena
- Dec. 31, 2010 - UK won 78-63 at Freedom Hall
- Dec. 31, 2011 - UK won 69-62 at Rupp Arena
- March 31, 2012 - UK won 69-61 at the Superdome (NCAA Final Four in New Orleans)
- Dec. 29, 2012 - Louisville won 80-77 at Freedom Hall
- Dec. 28, 2013 - UK won 73-66 at Rupp Arena
- March 28, 2014 - UK won 74-69 at Lucas Oil Stadium (NCAA Sweet 16 in Indianapolis)
- Dec. 27, 2014 - UK won 58-50 at Freedom Hall
- Dec. 26, 2015 - UK won 75-73 at Rupp Arena.

Bounce Back

The Wildcats don't lose very often during the John Calipari era, but when they do, they almost always bounce back.

UK is 29-6 under Calipari following a loss, including the victory over Louisville. Kentucky hasn't dropped back-to-back games

CATS ON THE CAREER CHARTS

| Career Points | | Career Steals | |
|--------------------|-------|-----------------------|-----|
| 1. Dan Issel | 2,138 | 1. Wayne Turner | 238 |
| T92. Heshimu Evans | 777 | 47. Jules Camara | 75 |
| T92. Walter Hirsch | 777 | - Tyler Ulis | 57 |
| 94. Alex Poythress | 771 | | |
| Career Rebounds | | Career Blocked Shots | |
| 1. Dan Issel | 1078 | 1. Jamaal Magloire | 268 |
| 49. Jules Camara | 516 | T26. DeMarcus Cousins | 67 |
| 50. Alex Poythress | 505 | T26. Marcus Lee | 67 |
| | | 28. Alex Poythress | 65 |
| Career Assists | | | |
| 1. Dirk Minniefeld | 646 | | |
| 45. Tony Delk | 210 | | |
| 46. Tyler Ulis | 206 | | |

2015-16 SEASON NOTES

since losing a pair to Arkansas and South Carolina on Feb. 27, 2014 and March 1, 2014, respectively.

Wynyard Joins Wildcats

With the 2015 fall semester now complete, 2016 fall signee Tai Wynyard has enrolled at the University of Kentucky a semester early and joined the Wildcats. He was eligible for UK's game against Ohio State.

Wynard, a 6-foot-10, 255-pound forward, graduated from his hometown school in Auckland, New Zealand. He was the youngest player to make the New Zealand National Team when he made the club at 16 years old.

The burly forward was named the most valuable player of the FIBA 3-on-3 World Championships after leading New Zealand to the gold medal. He was also a part of the World Select Team that edged the USA Junior National Select Team at the 2015 Nike Hoop Summit.

It has not been decided if Wynard will use the spring semester as a red-shirt opportunity or if he will suit up for the Wildcats this season.

Home-Court Advantage

Kentucky is currently on a 29-game win streak when playing in the friendly confines of Rupp Arena, the fourth-longest winning streak in the venue's history.

UK's last home loss came on Feb. 27, 2014 in an overtime loss to Arkansas. With an all-time record of 538-64 (.894) in Rupp Arena, Kentucky's current run includes the following streaks:

- Under John Calipari, UK is 111-4 (.965) in Rupp Arena, including 62-1 (.984) against nonconference opponents
- Calipari is just eight wins shy of tying Tubby Smith for the second-most for any UK head coach in the arena
- Prior to the close victory over Louisville, UK had won 13 straight home games by at least 11 points, the longest such streak since a 27-game stretch from 1995-97
- Ole Miss shot 40.0 percent from the field. UK has held the last 54 home opponents and the last 81 nonconference home opponents to less than 50 percent from the field
- Kentucky has won its last 75 games in Rupp Arena when ranked in the top five of the Associated Press Top 25, dating back to the 2003-04 season

Ulis the Floor General

John Calipari has called sophomore point guard Tyler Ulis possibly the best floor general he's ever coached. Even amid lofty company (i.e. past Calipari point guards like Derrick Rose, Tyreke Evans, John Wall and Brandon Knight), the numbers back it up.

The Chicago native has recorded 161 points and dished out 71 assists in his first 12 games of the season. He sat out the game vs. Illinois State with a right elbow injury.

Among the milestones Ulis has already achieved include:

- He's the first player in school history to post at least 20 points, at least 10 assists and at least six steals in a single game (vs. Ole Miss)

- He's the only Wildcat since 1972-73 with consecutive games of at least 20 points and at least eight assists (vs. Louisville and Ole Miss)
- Against Ole Miss, he became the first Kentucky player with a 20-point, 10-assist game since John Wall turned the trick vs. Rider on Nov. 21, 2009
- His 10-assist game vs. Ole Miss was the first since Julius Mays achieved the feat on Nov. 16, 2012
- He became the first UK player with at least five assists in four consecutive games since Brandon Knight in 2010-11
- He was the first Wildcat with at least 15 points and at least five assists in three consecutive games since Wall in 2009-10
- His nine assists vs. UCLA was the most by a Wildcat in a nonconference road game since Saul Smith dished out 10 vs. Michigan State on Dec. 16, 2000
- His 10 assists vs. Ole Miss was the most by a UK player in an SEC opener since Cliff Hawkins recorded 10 vs. Mississippi State on Jan. 5, 2002

Kentucky Elite under Cal

Since John Calipari took over the program in 2009-10, no one in the country has had more wins than Kentucky and only Duke has a better winning percentage. UK is 201-40 during that time span.

1. Duke: 196-38 (.838)
2. Kentucky: 201-40 (.834)
3. Kansas: 195-39 (.833)
4. Gonzaga: 187-40 (.824)
5. Wichita State: 181-43 (.808)

**numbers through Jan. 2*

Murray Can Score with the Best of Them

Through 13 games of the season, it's already become quite clear freshman guard Jamal Murray is one of the best pure scorers UK has had during the John Calipari era.

He currently leads the Wildcats in scoring at 16.8 points per game. Only Brandon Knight, in 2010-11, has averaged more in a season under Calipari's watch.

And that only tells half the story:

- His 33 points vs. Ohio State were the second most in a single game in the Cal era
- His 27 second-half points vs. Ohio State were the most of any Wildcat under Cal
- He's made a 3-pointer in all 13 games this season, the only player in program history to hit at least one trey in his first 13 collegiate games
- His seven 3-pointers vs. Ohio State were the second most of the Calipari era
- He's scored in double figures in all but one game this season and 15 or more in nine of the 13 contests
- His 77.8 percentage from behind the arc vs. Ohio State tied for the sec-

OPPONENT CAPSULE



LSU Tigers (8-5, 1-0 SEC)

Head Coach: Johnny Jones (fourth season)
Conference: SEC
Series vs. UK: UK leads 86-25

Key Players:

Ben Simmons, F, Fr.
 Keith Hornsby, G, Sr.
 Craig Victor, F, So.

Notes:

Averaging a double-double (20.5 ppg, 13.1 rpg)
 Averaging 17.5 ppg and hitting 45.2 from behind the arc
 Third-leading scorer at 13.4 ppg

How the Teams Match Up

| | FG% | OPP FG% | 3FG% | FT% | PPG | RPG | BPG | APG | SPG |
|--|------|---------|------|------|------|------|-----|------|-----|
| | .473 | .402 | .313 | .660 | 78.5 | 39.8 | 5.8 | 14.0 | 7.0 |
| | .477 | .434 | .319 | .673 | 84.2 | 39.0 | 4.1 | 17.1 | 9.2 |

2015-16 SEASON NOTES

second-best 3-point percentage in a single game in school history (with a minimum of nine attempts)

- He's the first Wildcat to score in double figures in 10 straight games since Julius Randle turned the trick in 2013

Lee Tabbed Good Works Nominee

Junior Marcus Lee was tabbed to the Allstate Good Works Team nominee list, the National Association of Basketball Coaches announced last week. The five-member Division I team will be announced on Feb. 6, 2016.

- Lee has contributed more than 100 hours of community service while at UK
- He is a 2015 SEC Community Service Team member
- UK's SAAC treasurer
- Worked with various organizations such as God's Pantry, Salvation Army and Samaritan's Feet

Taking Care of Business

Kentucky's 43-15 record vs. opponents ranked in the Associated Press Top 25 is impressive, but the Wildcats' ability to beat all-comers can't be overlooked. Under John Calipari, UK is 158-25 vs. unranked competition, a .864 winning percentage.

The Wildcats' loss to UCLA was its first loss to an unranked opponent since March 1, 2014.

Always Efficient

According to Ken Pomeroy's calculations on kenpom.com, UK's teams under John Calipari have consistently ranked among the most efficient teams in the country per possession.

| Year | Off (Rank) | Def (Rank) | Overall |
|------|------------|------------|---------|
| 2016 | 113.3 (21) | 93.2 (13) | 14th |
| 2015 | 119.3 (5) | 86.5 (2) | 1st |
| 2014 | 117.6 (10) | 96.9 (41) | 11th |
| 2013 | 108.8 (42) | 99.1 (129) | 42nd |
| 2012 | 122.9 (2) | 88.2 (9) | 1st |
| 2011 | 118.1 (7) | 90.4 (15) | 6th |
| 2010 | 116.1 (15) | 86.2 (6) | 3rd |

**2015-16 rankings through Jan. 2*

Wall vs. Ulis

John Wall, the former No. 1 overall pick and first point guard during the John Calipari era, put up remarkable numbers in his one season at UK. Current UK floor general, Tyler Ulis, is keeping pace with Wall statistically through the first 13 games of the season.

Ulis has nine games with five or more assists while Wall had 11 through the same point in the season. Ulis protects the ball better than Wall did with just 24 turnovers compared with 51 for Wall. Each player missed one game during the team's first 13 contests, although Ulis missed an additional half against South Florida.

Here's a breakdown of their stats:

| Player | PPG (Total) | RPG (T) | APG (T) | TO (T) | A/TO | SPG(T) |
|--------|-------------|----------|----------|----------|------|----------|
| Wall | 17.9 (215) | 4.0 (48) | 6.8 (82) | 4.3 (51) | 1.6 | 2.5 (30) |
| Ulis | 13.4 (161) | 3.3 (40) | 5.9 (71) | 2.0 (24) | 3.0 | 1.7 (20) |

Poythress Returning to Form

Senior Alex Poythress is quickly returning to the elite athlete that John Calipari expects him to be, after returning from a torn ACL in December of 2014.

Poythress posted double-doubles in back-to-back games vs. Wright State and Boston University (the third and fourth of his career), the first Kentucky senior to post consecutive double-doubles since Josh Harrellson in 2010-11.

He then broke out for a 21-point, 13-rebound effort in leading UK past Eastern Kentucky. The 21 points were the most since his career-high of 22 set during his freshman season, and the 13 rebounds marked a new career-best mark. It was the first 20-point, 10-rebound game of his career, and the 21 points were the most for a UK senior since his former teammate Julius Mays scored 24 points against Missouri in the 2012-13 season.

The senior forward just became the 52nd player in program history with 500 career boards after the victory over Ole Miss. He's the third player in the Calipari era (Terrence Jones and Willie Cauley-Stein) to achieve the feat.

High-Percentage Shots

Kentucky has scored a whopping 41.4 percent of its points on either layups or dunks, including 48 of the Wildcats' 74 points vs. No. 5/4 Duke. The Wildcats scored their first 16 made field goals against Eastern Kentucky in the paint and finished with 58 of their 88 points in the paint against the Colonels.

Why such high-percentage baskets? It starts on the defensive end where UK is forcing 12.9 turnovers per game. That's led to an average of 16.2 points off turnovers per game, many of the fastbreak variety.

UK BY POSSESSION

| Game | Offense PPP | Defense PPP |
|-------------------|-------------|-------------|
| Albany | 1.11 | 0.93 |
| NJIT | 1.21 | 0.79 |
| vs. Duke | 1.10 | 0.94 |
| Wright State | 1.11 | 0.90 |
| Boston | 1.15 | 0.87 |
| vs. South Florida | 1.25 | 0.94 |
| Illinois State | 0.99 | 0.83 |
| at UCLA | 1.10 | 1.24 |
| Eastern Kentucky | 1.21 | 0.92 |
| Arizona State | 1.01 | 0.82 |
| vs. Ohio State | 0.97 | 1.07 |
| Louisville | 1.10 | 1.07 |
| Ole Miss | 1.22 | 0.90 |
| at LSU | | |
| at Alabama | | |
| Mississippi State | | |
| at Auburn | | |
| at Arkansas | | |
| Vanderbilt | | |
| Missouri | | |
| at Kansas | | |
| at Tennessee | | |
| at Texas A&M | | |
| Alabama | | |
| at Vanderbilt | | |
| at Florida | | |
| LSU | | |

Kentucky offensive high - 1.25 vs. South Florida
Kentucky offensive low - 0.97 vs. Ohio State

Opponent offensive high - 1.24 vs. UCLA
Opponent offensive low - 0.79 vs. NJIT

2015-16 SEASON NOTES

CATS IN THE NBA

At the beginning of the 2015-16 season, 21 former Wildcats were on an opening-day roster, more than any other school in the country. The following listing is as of opening day.

| Name | Team |
|------------------------|------------------------|
| Eric Bledsoe | Phoenix Suns |
| Devin Booker | Phoenix Suns |
| Willie Cauley-Stein | Sacramento Kings |
| DeMarcus Cousins | Sacramento Kings |
| Anthony Davis | New Orleans Pelicans |
| Archie Goodwin | Phoenix Suns |
| Aaron Harrison | Charlotte Hornets |
| Terrence Jones | Houston Rockets |
| Enes Kanter | Oklahoma City Thunder |
| Brandon Knight | Phoenix Suns |
| Michael Kidd-Gilchrist | Charlotte Hornets |
| Trey Lyles | Utah Jazz |
| Jodie Meeks | Detroit Pistons |
| Nerlens Noel | Philadelphia 76ers |
| Patrick Patterson | Toronto Raptors |
| Tayshaun Prince | Minnesota Timberwolves |
| Julius Randle | Los Angeles Lakers |
| Rajon Rondo | Sacramento Kings |
| Karl-Anthony Towns | Minnesota Timberwolves |
| John Wall | Washington Wizards |
| James Young | Boston Celtics |

Several former Wildcats are among the NBA league leaders in the major statistical categories. Stats are through Jan. 2. Former UK players are in **BOLD**.

Points Per Game

1. Stephen Curry (Warriors) - 29.7
- 8. DeMarcus Cousins (Kings) - 24.4**
- 9. Anthony Davis (Pelicans) - 23.64**
- 19. Eric Bledsoe (Suns) - 20.4**

Rebounds Per Game

1. Andre Drummond (Pistons) - 16.1
- 5. Anthony Davis (Pelicans) - 11.1**
- 9. DeMarcus Cousins (Kings) - 10.5**
- 12. Julius Randle (Lakers) - 9.5**
- 14. Karl-Anthony Towns (Timberwolves) - 9.4**

Assists Per Game

- 1. Rajon Rondo (Kings) - 11.3**
- 2. John Wall (Wizards) - 9.9**
- 14. Eric Bledsoe (Suns) - 6.1**

Blocks Per Game

1. Hassan Whiteside (Heat) - 3.94
- 2. Anthony Davis (Pelicans) - 2.60**
- 8. Karl-Anthony Towns (Timberwolves) - 1.91**
- 16. DeMarcus Cousins (Kings) - 1.40**

Field-Goal Percentage

1. DeAndre Jordan (Clippers) - .727
- 4. Enes Kanter (Thunder) - .576**
- 7. Karl-Anthony Towns (Timberwolves) - .528**

Steals Per Game

1. Russell Westbrook (Thunder) - 2.53
- T4. John Wall (Wizards) - 2.16**
- T6. Eric Bledsoe (Suns) - 2.03**
- 13. Rajon Rondo (Kings) - 1.81**

Double-Doubles

1. Andre Drummond (Pistons) - 29
- 2. Anthony Davis (Pelicans) - 21**
- T5. John Wall (Wizards) - 18**
- T8. Karl-Anthony Towns (Timberwolves) - 16**
- T11. DeMarcus Cousins (Kings) - 15**
- Rajon Rondo (Kings) - 15**
- T.18 Julius Randle (Lakers) - 13**

Consistently Good

When you're everyone's Super Bowl, it's hard to stay at the top, but the Wildcats are doing exactly that under John Calipari.

Before falling out of the top five on Dec. 21, UK had been ranked in the top five of the Associated Press Top 25 for 24 consecutive weeks, the longest such streak since going 30 straight weeks in the top five from 1953-55.

Three is Better Than Two

UK has the nation's second-longest active streak of consecutive games with a made 3-pointer, knocking down at least one from long range in 952 consecutive games.

The Cats' last game without a made 3-pointer came against Seton Hall on Nov. 26, 1988 a "three-point" loss in the Great Alaska Shootout.

Through games on Jan. 2, UNLV holds the nation's longest streak with 955 consecutive games with a made 3-pointer.

From the Hunted to the Hunter

As the winningest program in Division I college basketball and eight-time national champions, Kentucky is used to having a target on its back. However, the Wildcats are pretty good at playing the role of the hunted as well.

UK's victory over Duke marked the 11th NCAA defending national champion that the Wildcats have defeated in school history.

- Holy Cross (3/20/1948)
- La Salle (12/22/1954)
- Indiana (12/6/1976)
- Indiana (12/8/1981)
- Louisville (12/27/1986)
- Indiana (12/5/1987)
- Arkansas (3/12/1995)
- Florida (3/9/2008)
- North Carolina (12/5/2009)
- Louisville (12/28/2013, 3/28/2014)
- Duke (11/17/2015)

National Attention

Kentucky basketball always garners the eyes of the country as UK routinely draws some of the highest national rating numbers on TV for college basketball games. Of course, this season is no different.

UK's game against Duke in the Champions Classic was WatchESPN's most-watched college basketball game ever. Additionally, the game averaged 3,120,000 viewers, the second-most watched Champions Classic game during the event's history.

Triple Double-Double

Three different Wildcats tallied a double-double in the first five games of the season.

Guard Isaiah Briscoe had 11 points and 12 rebounds against NJIT and then junior Marcus Lee and senior Alex Poythress pulled down 10 points and 10 rebounds in games vs. Duke and Wright State, respectively.

It was the first time since 2009-10 that three different players contributed a double-double in the first five games. DeMarcus Cousins, Patrick Patterson and John Wall achieved the feat through the opening five games in 2009-10.

Forever Young

Kentucky began the 2015-16 season with two veterans in the starting lineup in junior Marcus Lee and sophomore Tyler Ulis.

However, Kentucky once again checks in as one of the youngest teams in terms of experience, according to kenpom.com. UK ranks No. 341 out of 351 in terms of experience per minute.

Still Big, Still Dominant on the Glass

Though Kentucky isn't quite as big and as long as it was last season, the Wildcats are still one of the tallest teams in the country and still appear to be one of the best on the boards.

Against NJIT, Kentucky grabbed 31 more rebounds than the Highlanders, the best mark of the John Calipari era. The 54 total rebounds ranked as the fourth most of the Coach Cal era, and the 22 offensive rebounds tied for the fourth most in Calipari's seven seasons.

The Wildcats rank first in the Southeastern Conference in offensive rebound percentage (.416), offensive rebounds per game (14.5) and rebounds allowed per game (32.2), and second in rebound margin (plus-7.6).

Time to Start Some New Streaks

The Wildcats' loss at UCLA halted several impressive streaks Kentucky had going:

- Kentucky had won 38 consecutive regular-season games before the loss. UK had not lost since dropping a road contest at Florida on March 8, 2014
- It was the first loss to an unranked opponent since March 1, 2014, halting that streak at 41 straight wins
- UCLA's 52.8-percent shooting was the first time the Wildcats had allowed an opponent to shoot better than 50 percent since Wichita State did it on March 23, 2014, a 50-game streak

2015-16 SEASON NOTES

Wildcats Face Tough Nonconference Slate

Entering conference play, of course, signals the end of nonconference play -- or close to it. The Wildcats still have a Jan. 30 date with Kansas in the middle of the conference season.

UK's 13-game nonconference schedule features 10 games against teams who advanced to the postseason in 2014-15. That list includes national champion Duke in the third game of the season at the Champions Classic in the United Center in Chicago, which UK won.

In addition to Duke and the upcoming game at Kansas, the Wildcats took on powerhouses such as UCLA, Ohio State and the annual rivalry game with Louisville.

As of Jan. 2, a time in which most teams have completed their nonconference schedule, UK's nonconference schedule was ranked 23rd in the country.

Kentucky Picked to Win SEC

A select panel of both SEC and national media members picked Kentucky to win its 47th SEC regular-season championship in 2015-16. It's the 11th time since the 1998-99 season the Wildcats are the overall preseason favorite.

UK has won the regular-season league title three times in John Calipari's six seasons and twice navigated through the regular-season conference schedule with a perfect record. Last season's 18-0 mark tied the most wins in SEC history.

Wildcat Trio Tabbed Preseason All-SEC by Media

UK sophomore guard Tyler Ulis and freshman forward Skal Labissiere were tabbed to the six-man All-SEC First Team alongside Danuel House (Texas A&M), Damian Jones (Vanderbilt), Stefan Moody (Ole Miss) and Ben Simmons (LSU).

Senior forward Alex Poythress was named to the All-SEC Second Team with Dorian Finney-Smith (Florida), Malik Newman (Mississippi State), Charles Mann (Georgia), Tim Quarterman (LSU) and Alex Caruso (Texas A&M).

Another Four Named Preseason All-SEC by SEC Coaches

Kentucky led the Southeastern Conference with four players on the coaches' preseason All-SEC teams, two more than any other school.

Sophomore Tyler Ulis and freshman Skal Labissiere were named to the All-SEC First Team while senior Alex Poythress and freshman Jamal Murray made the All-SEC Second Team.

Four Wildcats on National Preseason Watch Lists

Yet again blessed with elite talent and tremendous depth, four Wildcats are on preseason watch lists for major national awards.

Skal Labissiere, Jamal Murray and Tyler Ulis were all tabbed to both the Naismith and the USBWA Oscar Robertson watch lists for national players of the year, while Isaiah Briscoe, Labissiere and Murray were placed on the USBWA's Wayman Tisdale Award watch list for the nation's top-performing freshman.

Isaiah Briscoe – Wayman Tisdale Watch List

Skal Labissiere – Wayman Tisdale Watch List, Naismith Watch List, Oscar Robertson Watch List

Jamal Murray - Wayman Tisdale Watch List, Naismith Watch List, Oscar Robertson Watch List

Tyler Ulis – Naismith Watch List, Oscar Robertson Watch List

Kentucky Signs Super Six in 2016 Class

The Kentucky men's basketball program has put together one of the strongest recruiting classes of all time, signing six of the nation's top players during the early fall signing period. Highly rated prospects Edrice "Bam" Adebayo, De'Aaron Fox, Wenyen Gabriel, Sacha Killeya-Jones, Malik Monk and Tai Wynyard have all signed with UK.

All six players are consensus four- or five-star prospects, and four are ranked in the top 10 by the major national recruiting services. In a class stocked full of highly regarded players, national analysts are already calling this the nation's top signing haul for 2016.

In every season in the Calipari era, the Wildcats have signed either the nation's No. 1 or No. 2 recruiting class. UK looks to continue that streak with the latest additions of Adebayo, Fox, Gabriel, Killeya-Jones, Monk and Wynyard.

- Edrice "Bam" Adebayo, F, 6-9, 230 - ranked as high as No. 6 overall by Rivals and ESPN
- De'Aaron Fox, G, 6-3, 170 - ranked as high as No. 2 overall by 247Sports
- Wenyen Gabriel, F, 6-9, 200 - ranked as high as No. 10 overall by Scout
- Sacha Killeya-Jones, F, 6-10, 207 - ranked as high as No. 16 by 247Sports
- Malik Monk, G, 6-3, 185 - ranked as high as No. 5 overall by 247Sports and ESPN
- Tai Wynyard, F, 6-9, 230

Another Historic NBA Draft for UK

A record six Wildcats were selected in the 2015 NBA Draft in June, tying Kentucky's NBA record set in 2012. Also tying an NBA record, four Wildcats were selected in the NBA lottery (the opening 14 picks). Karl-Anthony Towns was selected No. 1 overall, the program's third No. 1 overall selection since 2010.

John Calipari has had 25 players selected in the NBA Draft since becoming UK's head coach. Nineteen players have gone in the first round, and he's had three players taken No. 1 overall.

Calipari has had two or more players selected in the NBA Draft in eight consecutive seasons dating back to his time as the head coach at Memphis. He has had at least one player selected in the top 10 of the draft in each of the last eight seasons. No other school has even a first rounder in eight straight seasons.

STREAKS

| | |
|-----------------------------|--------|
| Overall | Won 2 |
| Unranked Teams anywhere | Won 1 |
| Ranked Teams anywhere | Won 2 |
| Home | Won 29 |
| Home SEC | Won 11 |
| Home nonconference | Won 32 |
| Home unranked nonconference | Won 28 |
| Home ranked teams | Won 3 |
| Home unranked teams | Won 25 |
| Road | Lost 1 |
| Road SEC | Won 9 |
| Road ranked teams | Won 1 |
| Road unranked teams | Lost 1 |
| Neutral | Lost 1 |
| Neutral ranked teams | Won 1 |
| Neutral unranked teams | Lost 1 |

Active Consecutive Made Starts

| | |
|----------------|----|
| Jamal Murray | 12 |
| Tyler Ulis | 6 |
| Alex Poythress | 5 |
| Marcus Lee | 2 |
| Isaiah Briscoe | 1 |

Active Consecutive Made Free Throws

| | |
|-------------------|----|
| Derek Willis | 16 |
| Isaiah Briscoe | 2 |
| Jonny David | 2 |
| Dominique Hawkins | 2 |
| Alex Poythress | 2 |
| Tyler Ulis | 2 |
| Isaac Humphries | 1 |
| Skal Labissiere | 1 |
| Marcus Lee | 1 |
| Charles Matthews | 1 |
| Jamal Murray | 1 |

Active Consecutive Games with a 3-Pointer

| | |
|--------------|----|
| Jamal Murray | 13 |
| Tyler Ulis | 9 |
| Derek Willis | 2 |

2015-16 SEASON NOTES

Though Aaron Harrison went undrafted, he was signed by the Charlotte Hornets in the summer and made the Hornets' opening-day roster.

- 1st - Karl-Anthony Towns (Minnesota Timberwolves)
- 6th - Willie Cauley-Stein (Sacramento Kings)
- 12th - Trey Lyles (Utah Jazz)
- 13th - Devin Booker (Phoenix Suns)
- 44th - Andrew Harrison (Memphis Grizzlies)
- 48th - Dakari Johnson (Oklahoma City Thunder)

Kentucky's NBA Footprint Continues to Grow

The nation's most prolific NBA player-producing program once again leads the country with 21 players on an opening-day NBA roster.

Of the 446 players in the NBA to start the 2015-16 season, approximately 4.7 percent played college basketball at Kentucky. The Wildcats bettered any other college program by two players as the NBA season opened.

Kentucky's NBA dominance was best represented in Phoenix and Sacramento, where a combined seven Wildcats started the 2015-16 season on the respective rosters. Eric Bledsoe, Devin Booker, Archie Goodwin and Brandon Knight were all part of the Phoenix Suns' opening-day roster, while former UK stars Willie Cauley-Stein, DeMarcus Cousins and Rajon Rondo started the year in Sacramento.

Two other franchises – the Charlotte Hornets (Aaron Harrison, Michael Kidd-Gilchrist) and the Minnesota Timberwolves (Tayshaun Prince, Karl-Anthony Towns) – opened the season with two Wildcats apiece.

Success Rate Continues at 2015 Graduation

Four Wildcats -- Alex Poythress, Tod Lanter, Brian Long and Sam Malone -- all received their undergraduate degrees during the university's May 2015 commencement ceremonies, continuing the remarkable Success Rate under Calipari.

All 14 players who have been eligible to graduate by the end of their senior years in the Calipari era have received their degrees, including three players (Poythress, Patrick Patterson and Jarrod Polson) who completed their undergraduate degrees in three years.

Additionally, the team received an academic award in May for its Academic Progress Rate score. The Wildcats placed in the top 10 percent of Division I men's basketball schools. The APR provides a real-time look at a team's academic success by the progress of each student-athlete on scholarship.

Calipari, Dampier Enshrined in Naismith HOF

Kentucky Wildcats John Calipari and Louie Dampier were enshrined in the Naismith Memorial Basketball Hall of Fame in September. The fraternity of basketball legends is considered to be one of the ultimate honors in the sport.

Calipari and Dampier were two of 11 basketball legends in the Class of 2015 and the ninth and 10th UK representatives, respectively, to join basketball's fraternity of legends.

A Winning Institution

Both the UK men's and women's basketball teams posted a sixth straight 20-win season in 2014-15. Kentucky is currently one of just four institutions (UK, BYU, Duke and Gonzaga) in the NCAA that has seen both its men's and women's basketball programs tally 20 or more wins in six consecutive seasons.

COMPARING THE CALIPARI ERA THROUGH 13 GAMES

A look at UK's statistics through 13 games throughout the John Calipari era ...

| Year | FG% | Opp. FG% | 3-Pt. FG% | FT% | RPG | Assists | TOs. | Blocks | Steals | Points | PPG | Record |
|---------|------|----------|-----------|------|------|---------|------|--------|--------|--------|------|--------|
| 2015-16 | .473 | .402 | .313 | .660 | 39.8 | 182 | 168 | 76 | 91 | 1,020 | 78.5 | 11-2 |
| 2014-15 | .472 | .297 | .321 | .662 | 41.9 | 219 | 153 | 107 | 108 | 979 | 75.3 | 13-0 |
| 2013-14 | .478 | .382 | .310 | .665 | 44.1 | 160 | 167 | 93 | 52 | 1,051 | 80.8 | 10-3 |
| 2012-13 | .492 | .371 | .371 | .642 | 39.8 | 211 | 165 | 98 | 102 | 1,030 | 79.2 | 9-4 |
| 2011-12 | .498 | .352 | .376 | .705 | 40.9 | 191 | 164 | 122 | 94 | 1,073 | 82.5 | 12-1 |
| 2010-11 | .467 | .384 | .409 | .697 | 40.8 | 174 | 145 | 86 | 74 | 1,044 | 80.3 | 11-2 |
| 2009-10 | .496 | .382 | .411 | .700 | 42.7 | 211 | 207 | 103 | 96 | 1,067 | 82.1 | 13-0 |

LINEUP BREAKDOWN

A breakdown of Kentucky's most used linupes, including a breakdown of each lineup's +/- statistics:

| Most Frequent Lineups | Total Minutes | Points For | Points Against | +/- | +/- per 40 min. |
|--|---------------|------------|----------------|-----|-----------------|
| Lee, Ulis, Murray, Poythress, Briscoe | 64:56 | 123 | 81 | +42 | +25.87 |
| Lee, Labissiere, Ulis, Murray, Briscoe | 53:11 | 109 | 73 | +36 | +27.08 |
| Labissiere, Ulis, Murray, Poythress, Briscoe | 45:58 | 101 | 78 | +23 | +20.01 |
| Lee, Ulis, Matthews, Murray, Poythress | 22:30 | 47 | 28 | +19 | +33.78 |
| Lee, Ulis, Murray, Willis, Briscoe | 16:13 | 40 | 29 | +11 | +27.13 |
| Lee, Labissiere, Ulis, Murray, Willis | 15:43 | 39 | 34 | +5 | +12.73 |
| Lee, Labissiere, Ulis, Matthews, Murray | 12:41 | 29 | 16 | +13 | +41.00 |
| Lee, Ulis, Murray, Poythress, Hawkins | 12:22 | 19 | 28 | -9 | -29.11 |
| Ulis, Murray, Poythress, Humphries, Briscoe | 11:19 | 18 | 19 | -1 | -3.53 |

UK'S RECORD WHEN

| KENTUCKY RECORD | ALL | SEC |
|---------------------------------|------|-----|
| Leading at halftime: | 10-0 | 1-0 |
| Tied at the half: | 1-0 | 0-0 |
| Trailing at halftime: | 0-2 | 0-0 |
| Shoot 50% or higher: | 6-0 | 1-0 |
| Shoot less than 50%: | 5-2 | 0-0 |
| Shoot higher % than opp.: | 11-0 | 1-0 |
| Shoot lower % than opp.: | 0-2 | 0-0 |
| Opp. shoot worse than 50%: | 11-1 | 1-0 |
| Opp. shoot 50% or higher: | 0-1 | 0-0 |
| Score less than 60 points: | 0-0 | 0-0 |
| Score 60-69 points: | 0-1 | 0-0 |
| Score 70-79 points: | 6-1 | 0-0 |
| Score 80-89 points: | 5-0 | 1-0 |
| Score 90-99 points: | 0-0 | 0-0 |
| Score 100+ points: | 0-0 | 0-0 |
| Opp. score less than 60 pts.: | 2-0 | 0-0 |
| Opp. score 60-69 pts.: | 8-0 | 1-0 |
| Opp. score 70-79 pts.: | 1-1 | 0-0 |
| Opp. score 80-89 points: | 0-1 | 0-0 |
| Opp. score 90-99 points: | 0-0 | 0-0 |
| Opp. score 100+ points: | 0-0 | 0-0 |
| Outrebounded opponent: | 8-0 | 1-0 |
| Outrebounded by opponent: | 1-2 | 0-0 |
| Equal number of rebounds: | 2-0 | 0-0 |
| Fewer turnovers than opp.: | 6-1 | 1-0 |
| Same turnovers as opp.: | 3-0 | 0-0 |
| More turnovers than opp.: | 2-1 | 0-0 |
| Make 8 or more 3-pointers: | 1-2 | 0-0 |
| Make 7 or fewer 3-pointers: | 10-0 | 1-0 |
| Games decided by 5 or fewer: | 1-0 | 0-0 |
| Overtime games: | 0-0 | 0-0 |
| On CBS: | 1-1 | 0-0 |
| On ESPN/ESPN2/ESPNU: | 5-1 | 0-0 |
| On Fox Sports1: | 0-0 | 0-0 |
| On SEC Network/(+): | 5-0 | 1-0 |
| On ABC: | 0-0 | 0-0 |
| On FSN: | 0-0 | 0-0 |
| On CSS: | 0-0 | 0-0 |
| vs. SEC at Home: | 1-0 | 1-0 |
| vs. SEC on Road: | 0-0 | 0-0 |
| Games vs. ranked opp.: | 2-0 | 0-0 |
| Games following a loss: | 2-0 | 0-0 |
| Games following a win: | 8-2 | 1-0 |
| More points in the paint: | 9-0 | 1-0 |
| Fewer/Same points in the paint: | 2-2 | 0-0 |
| More bench points than opp.: | 9-1 | 1-0 |
| Fewer or same bench pts.: | 2-1 | 0-0 |
| More 2nd-chance points: | 6-0 | 1-0 |
| Fewer or same 2nd chance pts.: | 5-2 | 0-0 |
| More or same points off TOs: | 10-0 | 1-0 |
| Fewer points off TOs: | 1-2 | 0-0 |
| On Monday: | 1-0 | 0-0 |
| On Tuesday: | 2-0 | 0-0 |
| On Wednesday: | 1-0 | 0-0 |
| On Thursday: | 0-1 | 0-0 |
| On Friday: | 3-0 | 0-0 |
| On Saturday: | 4-1 | 1-0 |
| On Sunday: | 0-0 | 0-0 |
| In November: | 7-0 | 0-0 |
| In December: | 3-2 | 0-0 |
| In January: | 1-0 | 1-0 |
| In February: | 0-0 | 0-0 |
| In March: | 0-0 | 0-0 |
| In April: | 0-0 | 0-0 |

WIN/LOSS MARGIN

| MARGIN | W | L |
|--------|---|---|
| 1 | | |
| 2 | 1 | |
| 3 | | |
| 4 | | |
| 5 | | |
| 6 | | |
| 7 | | 1 |
| 8 | | |
| 9 | | |
| 10 | | 1 |
| 11-15 | 5 | |
| 16-20 | 1 | |
| 21+ | 4 | |

MISCELLANEOUS STATS

| Player | Times Led | | | | Games With | | | | | | | Total | |
|--------------|------------|--------|-------|-------|------------|---------|----------|---------|--------|--------|--------|-------|------------------|
| | Pts. Rebs. | Assts. | Stls. | Blks. | 10+ Pts | 20+ Pts | 10+ Rebs | 3+Assts | 3+Blks | 3+Stls | 3+ 3's | Dunks | Dbl-Dbls(Career) |
| 00-Lee | - | 7 | - | 2 | 7 | 8 | - | 4 | 1 | 4 | - | 18 | 2 (2) |
| 1-Labissiere | 2 | - | - | 1 | 6 | 5 | 1 | - | - | 4 | - | 13 | - |
| 3-Ulis | 4 | - | 9 | 6 | - | 8 | 3 | - | 10 | - | 2 | 1 | - |
| 4-Matthews | - | - | - | 1 | - | 1 | - | - | - | - | - | 3 | - |
| 10-David | - | - | - | - | - | - | - | - | - | - | - | - | - |
| 11-Mulder | - | - | - | - | - | - | - | - | - | - | - | - | - |
| 13-Briscoe | 2 | 2 | 3 | 5 | - | 7 | 1 | 1 | 4 | - | 2 | - | 1 (1) |
| 14-Wynyard | - | - | - | - | - | - | - | - | - | - | - | - | - |
| 15-Humphries | - | 1 | - | - | 1 | - | - | - | - | - | - | - | - |
| 22-Poythress | 1 | 4 | - | 1 | 2 | 5 | 1 | 3 | - | 1 | - | 17 | 3 (5) |
| 23-Murray | 4 | - | 1 | 3 | - | 12 | 2 | - | 6 | - | 2 | 4 | 6 |
| 24-Floreal | - | - | - | - | - | - | - | - | - | - | - | - | - |
| 25-Hawkins | - | - | - | - | - | 1 | - | - | - | - | - | 1 | - |
| 35-Willis | - | 1 | - | - | - | 2 | - | - | 1 | - | - | 1 | 3 |

STARTING LINEUPS

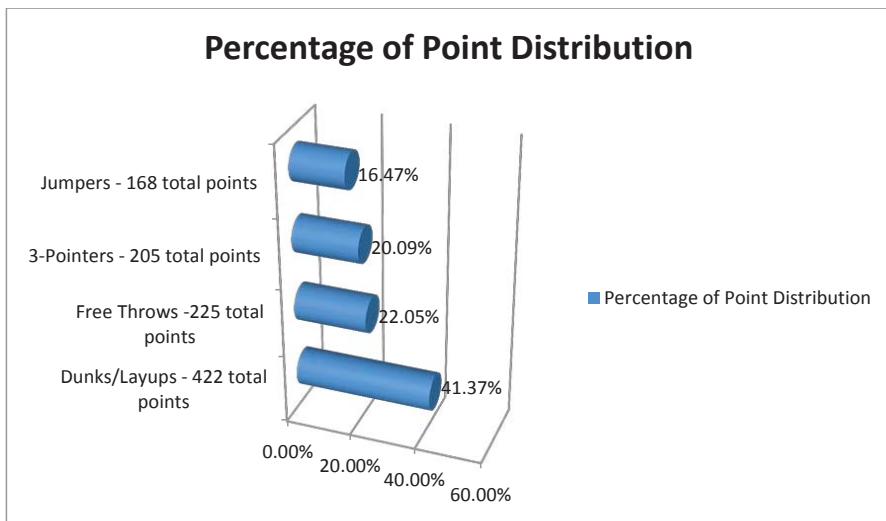
| Record | Guard | Guard | Guard | Forward | Forward |
|--------|----------------|----------------|------------------|----------------|-----------------|
| 4-1 | Tyler Ulis | Isaiah Briscoe | Jamal Murray | Marcus Lee | Skal Labissiere |
| 3-1 | Tyler Ulis | Isaiah Briscoe | Jamal Murray | Alex Poythress | Skal Labissiere |
| 1-0 | Tyler Ulis | Jamal Murray | Charles Matthews | Marcus Lee | Skal Labissiere |
| 1-0 | Tyler Ulis | Derek Willis | Jamal Murray | Marcus Lee | Skal Labissiere |
| 1-0 | Isaiah Briscoe | Jamal Murray | Charles Matthews | Alex Poythress | Skal Labissiere |
| 1-0 | Tyler Ulis | Jamal Murray | Charles Matthews | Alex Poythress | Marcus Lee |

TRACKING THE CATS

| Player | Charges Drawn | UK's First Sub | Traditional 3-Point Plays | Clutch FT-FTA (Last 5:00/OT)* |
|--------------|---------------|----------------|---------------------------|-------------------------------|
| 00-Lee | 1 | 4 | 2 | 0-0 (.000) |
| 1-Labissiere | - | 2 | 1 | 0-0 (.000) |
| 3-Ulis | 2 | - | 2 | 0-0 (.000) |
| 4-Matthews | - | 3 | 1 | 0-0 (.000) |
| 10-David | - | - | - | 0-0 (.000) |
| 11-Mulder | - | - | - | 0-0 (.000) |
| 13-Briscoe | - | 2 | 1 | 1-2 (.000) |
| 14-Wynyard | - | - | - | 0-0 (.000) |
| 15-Humphries | - | - | 1 | 0-0 (.000) |
| 22-Poythress | - | 4 | 4 | 1-3 (.33) |
| 23-Murray | 1 | - | 1 | 4-7 (.571) |
| 24-Floreal | - | - | - | 0-0 (.000) |
| 25-Hawkins | 1 | 1 | 1 | 6-6 (1.000) |
| 35-Willis | 1 | 3 | - | 0-0 (.000) |

*single-digit game with 5:00 to play

HOW THE CATS ARE SCORING



TEAM'S FAST FACTS

| | |
|-----------------------------|-------|
| Shooting Percentage: | .473 |
| Avg. Assists Per Game: | 14.0 |
| Points off Turnovers Avg.: | 16.2 |
| Second-Chance Points Avg.: | 15.5 |
| Points in the Paint Avg.: | 39.1 |
| Fast Break Points Avg.: | 8.9 |
| Bench Points Avg.: | 19.7 |
| Points Per Possession Avg.: | 1.133 |
| Avg. Time of Possession: | 16.9 |

HOW UK SCORED ITS FIRST POINTS

| PLAYER | DUNK/LAYUP | JUMPER | 3PT | FT |
|--------------|------------|--------|-----|----|
| 00-Lee | 1 | 1 | | |
| 1-Labissiere | | 1 | | |
| 3-Ulis | | 2 | | |
| 4-Matthews | 1 | | | |
| 10-David | | | | |
| 11-Mulder | | | | |
| 13-Briscoe | | 2 | | |
| 14-Wynyard | | | | |
| 15-Humphries | | | | |
| 22-Poythress | 1 | 1 | | 1 |
| 23-Murray | 1 | 1 | | |
| 24-Floreal | | | | |
| 25-Hawkins | | | | |
| 35-Willis | | | | |

GAME-BY-GAME LEADERS

| Date | Opponent | Result | Points | Rebounds | Blocks | Steals | Assists |
|-------|--------------------------------|-----------|------------------------------|-----------------------------|-----------------------------|---------------------------|--------------------------|
| 11/2 | Ottawa # | W, 117-58 | Murray - 22 [^] | Murray - 12 [^] | Three with 2 [^] | Murray - 3 [^] | Ulis - 10 [^] |
| 11/6 | Kentucky State # | W, 111-58 | Labissiere - 22 [^] | Lee - 11 [^] | Poythress - 4 [^] | Two with 3 [^] | Willis - 5 [^] |
| 11/13 | Albany | W, 78-65 | Murray - 19 [^] | Lee - 8 [^] | Labissiere - 4 [^] | Murray - 3 | Murray - 8 [^] |
| 11/14 | NJIT | W, 87-57 | Labissiere - 26 [^] | Briscoe - 12 [^] | Lee - 3 [^] | Briscoe - 2 | Ulis - 5 [^] |
| 11/17 | vs. #5/4 Duke ¹ | W, 74-63 | Ulis - 18 [^] | Lee - 10 | Two with 2 | Murray - 4 [^] | Ulis - 6 [^] |
| 11/20 | Wright State | W, 78-63 | Ulis - 21 [^] | Poythress - 10 [^] | Labissiere - 1 [^] | Ulis - 2 [^] | Ulis - 5 [^] |
| 11/24 | Boston | W, 82-52 | Labissiere - 16 [^] | Poythress - 10 [^] | Labissiere - 3 [^] | Two with 3 [^] | Ulis - 6 [^] |
| 11/27 | vs. South Florida ² | W, 84-63 | Murray - 21 [^] | Two with 6 | Labissiere - 3 [^] | Two with 2 [^] | Briscoe - 7 [^] |
| 11/30 | Illinois State | W, 75-63 | Briscoe - 18 | Lee - 12 [^] | Two with 2 [^] | Matthews - 2 [^] | Briscoe - 3 [^] |
| 12/3 | at UCLA | L, 87-77 | Briscoe - 20 | Two with 6 | Labissiere - 2 [^] | Two with 2 [^] | Ulis - 9 [^] |
| 12/9 | Eastern Kentucky | W, 88-67 | Poythress - 21 [^] | Poythress - 13 [^] | Lee - 5 [^] | Briscoe - 2 [^] | Ulis - 8 [^] |
| 12/12 | Arizona State | W, 72-58 | Murray - 17 [^] | Lee - 7 [^] | Lee - 5 [^] | Briscoe - 2 [^] | Ulis - 5 [^] |
| 12/19 | vs. Ohio State ³ | L, 74-67 | Murray - 33 [^] | Lee - 9 | Two with 2 | Lee - 2 | Briscoe - 7 [^] |
| 12/26 | Louisville | W, 75-73 | Ulis - 21 | Lee - 7 | Poythress - 3 [^] | Four with 1 | Ulis - 8 [^] |
| 1/2 | Ole Miss | W, 83-61 | Ulis - 20 | Poythress - 9 [^] | Lee - 2 [^] | Ulis - 6 [^] | Ulis - 10 [^] |
| 1/5 | at LSU | | | | | | |
| 1/9 | at Alabama | | | | | | |
| 1/12 | Mississippi State | | | | | | |
| 1/16 | at Auburn | | | | | | |
| 1/21 | at Arkansas | | | | | | |
| 1/23 | Vanderbilt | | | | | | |
| 1/27 | Missouri | | | | | | |
| 1/30 | at Kansas | | | | | | |
| 2/2 | at Tennessee | | | | | | |
| 2/6 | Florida | | | | | | |
| 2/9 | Georgia | | | | | | |
| 2/13 | at South Carolina | | | | | | |
| 2/18 | Tennessee | | | | | | |
| 2/20 | at Texas A&M | | | | | | |
| 2/23 | Alabama | | | | | | |
| 2/27 | at Vanderbilt | | | | | | |
| 3/1 | at Florida | | | | | | |
| 3/5 | LSU | | | | | | |

[^] - Game Leader

- 1 - Chicago (Champions Classic)
- 2 - Miami (Hoophall Miami Invitational)
- 3 - Brooklyn, N.Y. (CBS Sports Classic)
- # - exhibition contest

| Times Led Points | Times Led Rebounds | Times Led Blocks | Times Led Steals | Times Led Assists |
|------------------|--------------------|------------------|------------------|-------------------|
| Murray - 4 | Lee - 7 | Lee - 7 | Ulis - 6 | Ulis - 9 |
| Ulis - 4 | Poythress - 4 | Labissiere - 6 | Briscoe - 5 | Briscoe - 3 |
| Briscoe - 2 | Briscoe - 2 | Poythress - 2 | Murray - 3 | Murray - 1 |
| Labissiere - 2 | Humphries - 1 | Humphries - 1 | Lee - 2 | |
| Poythress - 1 | Willis - 1 | | Labissiere - 1 | |
| | | | Matthews - 1 | |
| | | | Poythres - 1 | |



THE LAST TIME ...

INDIVIDUALS

Scored 25 Points: Jamal Murray (33) vs. Ohio State, 12/19/15

Scored 30 Points: Jamal Murray (33) vs. Ohio State, 12/19/15

Scored 35 Points: Terrence Jones (35) vs. Auburn, 1/11/11

Scored 40 Points: Jodie Meeks (45) at Arkansas, 2/14/09

Scored 45 Points: Jodie Meeks (45) at Arkansas, 2/14/09

Scored 50 Points: Jodie Meeks (54) at Tennessee, 1/13/09

Two Players Had 20 Points: Aaron Harrison (21)/James Young (20), vs. LSU, 2/22/14

Three Players Had 20 Points: DeMarcus Cousins (27)/John Wall (21)/Patrick Patterson (20) vs. Sam Houston State, 11/19/09

Two Players Had 30 Points: Patrick Patterson (33) and Jodie Meeks (32) vs. Tennessee State, 12/22/08

Scored 20 Points in Two Straight Games: Tyler Ulis (2) 12/26/15-1/2/15

Scored 20 Points in Three Straight Games: Julius Randle (3) 11/08/13 - 11/12/13

Scored 20 Points in Four Straight Games: Alex Poythress (4) 11/13/12 - 11/23/12

Scored 20 points in Five Straight Games: Jodie Meeks (9) 12/29/08 - 1/31/09

Scored 20 points in Six Straight games: Jodie Meeks (9) 12/29/08 - 1/31/09

Scored 20 points in Seven Straight games: Jodie Meeks (9) 12/29/08 - 1/31/09

Scored 20 points in Eight Straight games: Jodie Meeks (9) 12/29/08 - 1/31/09

Scored 20 points in Nine Straight games: Jodie Meeks (9) 12/29/08 - 1/31/09

Scored 20 points in 10 Straight games: Kevin Grevey (12) 12/20/74 - 1/27/75

Scored 20 points in 12 Straight games: Kevin Grevey (12) 12/20/74 - 1/27/75

Scored 25 Points in Three Straight Games: Tayshaun Prince (3) 3/11/-01-3/1701

Scored 30 Points in Two Straight Games: Jodie Meeks vs. Appalachian State (46) 12/20/08; vs. Tennessee State (32) 12/22/08

Scored 30 Points in Three Straight Games: Dan Issel (6) 2/14/70-3/2/70

Scored in double figures in 10 straight Games: Jamal Murray (11) 11/17/15-1/2/16

Scored in double figures in 15 straight Games: Brandon Knight (28) 11/30/10 - 3/13/11

Scored in double figures in 20 straight Games: Brandon Knight (28) 11/30/10 - 3/13/11

Scored in double figures in 25 straight Games: Brandon Knight (28) 11/30/10 - 3/13/11

Scored in double figures in 30 straight Games: Jodie Meeks (32) 11/14/08 - 3/12/09

Five Players Scored in Double Figures: Skal Labissiere (16), Tyler Ulis (15), Alex Poythress (14), Jamal Murray (12), Isaiah Briscoe (11) vs. Boston U., 11/24/15

Six Players Scored in Double Figures: Karl-Anthony Towns (19), Aaron Harrison (18), Dakari Johnson (13), Andrew Harrison (12), Devin Booker (11), Tyler Ulis (10) vs. Auburn, 2/21/15

Seven Players Scored in Double Figures: Randolph Morris (17), Kelenna Azubuike (15), Patrick Sparks (14), Chuck Hayes (12), Rajon Rondo (11), Ravi Moss (10) and Ramel Bradley (10) vs. Mississippi State 2/19/05

Four Players with 15 or more points: Julius Mays (24), Alex Poythress (21), Archie Goodwin (18), Ryan Harrow (15) vs. Missouri, 2/23/13

Double-Double: Tyler Ulis (20 points, 10 assists) vs. Ole Miss, 1/2/16

Triple-Double: Chris Mills (19 points, 10 rebounds, 10 assists) vs. Austin Peay, 12/27/88

20-10 (Rebs) Game: Alex Poythress (21 points, 13 rebounds) vs. Eastern Kentucky, 12/9/15

20-10 (Assts) Game: Tyler Ulis (20 points, 10 assists) vs. Ole Miss, 1/2/16

20-15 Game: Julius Randle (23 points, 15 rebounds) vs. UNC Asheville, 11/8/13

30-10 Game: Tayshaun Prince (33 points, 11 rebounds) vs. Tennessee State, 12/22/98

Back-to-back 20-10 Games: Julius Randle (2) 11/8/13-11/10/13

Three Straight 20-10 Games: Julius Randle (3) 11/8/13-11/12/13

Double-Double in Points and Rebs.: Alex Poythress (21 points, 13 rebounds) vs. Eastern Kentucky, 12/9/15

Double-Double in Points and Assists: Tyler Ulis (20 points, 10 assists) vs. Ole Miss, 1/2/16

Double-Double in Points and Blocks: Never

Double-Double in Points and Steals: Never

Double-double in two consecutive games: Alex Poythress (10 pts, 10 rebs) vs. Wright State, (11/20/15), (14 pts, 10 rebs) vs. Boston U., (11/24/15)

Double-double in three consecutive games: - Julius Randle (19p, 15r) vs. Kansas State, 3/21/14; (13 p, 10 r), vs. Wichita State, 3/23/14; (15 p, 12 r), vs. Louisville, 3/28/14; (16 p, 11 r), vs. Michigan, 3/30/14

Double-double in four consecutive game: Julius Randle (19p, 15r) vs. Kansas State, 3/21/14; (13 p, 10 r), vs. Wichita State, 3/23/14; (15 p, 12 r), vs. Louisville, 3/28/14; (16 p, 11 r), vs. Michigan, 3/30/14

Double-double in five consecutive game: Julius Randle (14p, 10r) at Arkansas, (2/27/14); (10p, 15r) at South Carolina (3/1/14); (12 p, 11 r) vs. Alabama, (3/4/14); (16 p, 10 r) at Florida, (3/8/14); (17 p, 16 r) vs. LSU, (3/14/14); (12 p, 11 r) vs. Georgia, (3/15/14)

Double-double in six consecutive games: Julius Randle (14p, 10r) at Arkansas, (2/27/14); (10p, 15r) at South Carolina (3/1/14); (12 p, 11 r) vs. Alabama, (3/4/14); (16 p, 10 r) at Florida, (3/8/14); (17 p, 16 r) vs. LSU, (3/14/14); (12 p, 11 r) vs. Georgia, (3/15/14)

Double-double in seven consecutive games: Julius Randle (7) 11/18/13-11/27/13

Double-double in 10 consecutive games: Jim Andrews, 1972-73 season

Two players record double-doubles: Willie Cauley-Stein (16 points, 13 rebounds), Julius Randle (14 points, 10 rebounds) vs. Arkansas, 2/27/14

Three players record double-doubles: DeMarcus Cousins (19 pts, 14 rebs)/Patrick Patterson (19 pts, 10 rebs)/John Wall (18 pts, 10 rebs) at Mississippi State, 2/16/10

Four players record double-doubles: Jack Givens (30 pts, 13 rebs)/Kyle Macy (16 pts, 10 assts)/Mike Phillips (22 pts, 18 rebs)/Rick Robey (23 pts, 13 rebs) vs. Southern Methodist, 11/26/77

Five players record double-doubles: Never

Made 12 FG in a game: Jamal Murray (13) vs. Ohio State, 12/19/15

Made 15 FG in a game: Jodie Meeks (17) at Arkansas, 2/14/09

Made 16 FG in a game: Jodie Meeks (17) at Arkansas, 2/14/09

Made 17 FG in a game: Jodie Meeks (17) at Arkansas, 2/14/09

Made 18 FG in a game: Melvin Turpin (18) vs. Georgia, 3/8/84

Made 19 FG in a game: Dan Issel (19) vs. Alabama 2/23/70

Made 20 FG in a game: Dan Issel (23) vs. Ole Miss 2/7/70

Made 21 FG in a game: Dan Issel (23) vs. Ole Miss 2/7/70

Made 22 FG in a game: Dan Issel (23) vs. Ole Miss 2/7/70

Made 23 FG in a game: Dan Issel (23) vs. Ole Miss 2/7/70

Attempted 17 FG in a game: Jamal Murray (17) vs. Ole Miss (1/2/16)

Attempted 18 FG in a game: Jamal Murray (23) vs. Ohio State (12/19/15)
Attempted 19 FG in a game: Jamal Murray (23) vs. Ohio State (12/19/15)
Attempted 20 FG in a game: Jamal Murray (23) vs. Ohio State (12/19/15)
Attempted 25 FG in a game: Jodie Meeks (27) vs. VMI, 11/14/08

Made 5 3-pointers in a game: Jamal Murray (7) vs. Ohio State (12/19/15)
Made 6 3-pointers in a game: Jamal Murray (7) vs. Ohio State (12/19/15)
Made 7 3-pointers in a game: Jamal Murray (7) vs. Ohio State (12/19/15)
Made 8 3-pointers in a game: Eric Bledsoe (8) vs. East Tennessee State (NCAA Tournament), 3/18/10
Made 9 3-pointers in a game: Jodie Meeks (10) at Tennessee, 1/13/09
Made 10 3-pointers in a game: Jodie Meeks (10) at Tennessee, 1/13/09
Made 11 3-pointers in a game: Never

Attempted 10 3-pointers in a game: Jamal Murray (12) vs. Ole Miss, 1/2/16
Attempted 15 3-pointers in a game: Jodie Meeks (15) at Tennessee, 1/13/09
Attempted 16 3-pointers in a game: Derrick Miller (16) vs. LSU 2/15/90
Attempted 17 3-pointers in a game: Derrick Miller (19) vs. Kansas 12/6/89
Attempted 18 3-pointers in a game: Derrick Miller (19) vs. Kansas 12/6/89
Attempted 19 3-pointers in a game: Derrick Miller (19) vs. Kansas 12/6/89

Made a 3-pointer in 10 straight games: Jamal Murray (13), 11/13/15-1/2/16
Made a 3-pointer in 15 straight games: Julius Mays (18), 12/29/12-3/2/13
Made two 3-pointers in 10 straight games: Jodie Meeks (16), 12/3/08-1/31/09
Made three 3-pointers in 10 straight games: Gerald Fitch (20) 1/14/03-3/23/03
Made three 3-pointers in 15 straight games: Gerald Fitch (20) 1/14/03-3/23/03
Made three 3-pointers in 20 straight games: Gerald Fitch (20) 1/14/03-3/23/03
Made three 3-pointers in 25 straight games: Keith Bogans (29) 3/14/02-2/26/03

Made 8 FT in a game: Jamal Murray (9), vs. Illinois State, 11/30/15
Made 9 FT in a game: Jamal Murray (9), vs. Illinois State, 11/30/15
Made 10 FT in a game: Jamal Murray & Tyler Ulis (10), vs. Wright State, 11/20/15
Made 11 FT in a game: Dakari Johnson (12), vs. UT Arlington, 11/25/14
Made 12 FT in a game: Dakari Johnson (12), vs. UT Arlington, 11/25/14
Made 13 FT in a game: Julius Randle (13) at Ole Miss, 2/18/14
Made 14 FT in a game: Jodie Meeks (14) at UT, 1/13/09
Made 15 FT in a game: Rodrick Rhodes (16) vs. Ole Miss 1/18/95

Made 16 FT in a game: Rodrick Rhodes (16) vs. Ole Miss 1/18/95
Made 17 FT in a game: Dwight Anderson (18) vs. Mississippi State 2/12/79
Made 18 FT in a game: Dwight Anderson (18) vs. Mississippi State 2/12/79

Attempted 10 FT in a game: Jamal Murray (13) Illinois State, 11/30/15
Attempted 15 FT in a game: Julius Randle (16), vs. LSU, 3/14/14
Attempted 20 FT in a game: Heshimu Evans (20) vs. Ole Miss 3/5/99

15 Rebs: Julius Randle (15) vs. Kanas State, 3/21/14
16 Rebs: Julius Randle (16) vs. LSU, 3/14/14
20 Rebs: Jared Prickett (20) vs. Arkansas 2/9/94
25 Rebs: Mike Phillips (28) vs. Tennessee 1/10/76
30 Rebs: Cotton Nash (30) vs. Ole Miss 2/8/64
34 Rebs: Bob Burrow (34) vs. Temple 12/10/55

10+ Rebs in three consecutive games: Julius Randle (4) 3/21/14-3/30/14
10+ Rebs in four consecutive games: Julius Randle (4) 3/21/14-3/30/14
10+ Rebs in five consecutive games: Julius Randle (10) 2/12/14-3/15/14
10+ Rebs in six consecutive games: Julius Randle (10) 2/12/14-3/15/14
10+ Rebs in seven consecutive games: Julius Randle (10) 2/12/14-3/15/14
10+ Rebs in eight consecutive games: Julius Randle (10) 2/12/14-3/15/14
10+ Rebs in nine consecutive games: Julius Randle (10) 2/12/14-3/15/14
10+ Rebs in 10 consecutive games: Julius Randle (10) 2/12/14-3/15/14

Two players had 10 rebounds: Willie Cauley-Stein (11) and Karl-Anthony Towns (11) vs. Hampton, 3/19/15
Three players had 10 rebounds: Michael Kidd-Gilchrist (19), Terrence Jones (11), Anthony Davis (10) vs. Louisville, 12/31/11

6 Assists: Tyler Ulis (10) vs. Ole Miss, 1/2/16
7 Assists: Tyler Ulis (10) vs. Ole Miss, 1/2/16
8 Assists: Tyler Ulis (10) vs. Ole Miss, 1/2/16
9 Assists: Tyler Ulis (10) vs. Ole Miss, 1/2/16
10 Assists: Tyler Ulis (10) vs. Ole Miss, 1/2/16
11 Assists: John Wall (11) vs. E. Tennessee St., 3/18/10
12 Assists: John Wall (16) vs. Hartford, 12/29/09
13 Assists: John Wall (16) vs. Hartford, 12/29/09
14 Assists: John Wall (16) vs. Hartford, 12/29/09
15 Assists: John Wall (16) vs. Hartford, 12/29/09
16 Assists: John Wall (16) vs. Hartford, 12/29/09

5+ Assists in Four Consecutive Games: Tyler Ulis (4) (11/14/15 to 11/24/15)
8+ Assists in Two Consecutive Games: Tyler Ulis (2) (12/26/15 to 1/2/16)

4 Blocks: Marcus Lee (5) vs. Arizona State, 12/12/15
5 Blocks: Marcus Lee (5) vs. Arizona State, 12/12/15
6 Blocks: Karl-Anthony Towns (6) vs. Florida, 3/7/15
7 Blocks: Karl-Anthony Towns (7) vs. Vanderbilt, 1/20/15
8 Blocks: Willie Cauley-Stein (9) vs. Boise State, 12/10/13
9 Blocks: Willie Cauley-Stein (9) vs. Boise State, 12/10/13
10 Blocks: Nerlens Noel (12) at Ole Miss, 1/29/13
11 Blocks: Nerlens Noel (12) at Ole Miss, 1/29/13
12 Blocks: Nerlens Noel (12) at Ole Miss, 1/29/13

4 Steals: Isaiah Briscoe (4)/Tyler Ulis (6) vs. Ole Miss, 1/2/16
5 Steals: Tyler Ulis (6) vs. Ole Miss, 1/2/16
6 Steals: Tyler Ulis (6) vs. Ole Miss, 1/2/16
7 Steals: Rajon Rondo (8) vs. Mississippi State, 2/19/05
8 Steals: Rajon Rondo (8) vs. Mississippi State, 2/19/05

Played every minute: Tyler Ulis (40) vs. Arizona State, 12/12/15
Played 40+ minutes: Aaron Harrison (40) vs. Ole Miss, 1/6/15
Played more than 50 minutes: Patrick Patterson (50) vs. Vanderbilt, 1/12/08
Technical Foul: Jamal Murray vs. Wright State, 11/20/15

Fouled Out: Skal Labissiere, (1/2/16)
Two Players Fouled Out: Alex Poythress, Derek Willis at UCLA, (12/3/15)
Three Players Fouled Out: Willie Cauley-Stein, Aaron Harrison, Karl-Anthony Towns, at Texas A&M (1/10/15)
Four Players Fouled Out: Terrence Jones, Josh Harrellson, Brandon Knight, Eloy Vargas, at UNC 12/4/10

TEAM

Started four freshmen: Isaiah Briscoe, Jamal Murray, Charles Matthews, Skal Labissiere vs. Illinois State, 11/30/15

Started five freshmen: Aaron Harrison, Andrew Harrison, Dakari Johnson, Julius Randle, James Young vs. Connecticut, 4/7/14

Scored 90 or More Points: 91 vs. Auburn, 3/14/15 (W, 91-67)

Scored 90 or More Points (SEC Game): 110 vs. Auburn, 2/21/15 (W, 110-75)

Scored 100 or More Points: 110 vs. Auburn, 2/21/15 (W, 110-75)

Scored 100 or More Points (SEC Game): 110 vs. Auburn, 2/21/15 (W, 110-75)

Scored 110 or More Points: 110 vs. Auburn, 2/21/15 (W, 110-75)

Scored 110 or More Points (SEC Game): 110 vs. Auburn, 2/21/15 (W, 110-75)

Scored 120 or More Points: 120 vs. Vanderbilt, 2/7/96 (W, 120-81)

Scored 120 or More Points (SEC Game): 120 vs. Vanderbilt, 2/7/96 (W, 120-81)

Scored 130 or More Points: 143 vs. Georgia, 2/27/56 (W, 143-66)

Scored 140 or More Points: 143 vs. Georgia, 2/27/56 (W, 143-66)

Scored 150 or More Points: Never

Scored Less than 50 Points: 48 vs. Vanderbilt, 3/15/13 (L, 64-48)

Allowed 90 or More Points: 90 by Indiana, 3/23/12 (W, 102-90)

Allowed 90 or More Points (SEC Game): 90 by Georgia, 3/4/09 (L, 90-85)

Allowed 100 or More Points: 111 by VMI, 11/14/08 (L, 111-103)

Allowed 100 or More Points (SEC Game): 101 by Arkansas, 2/10/93 (L, 101-94)

Allowed Less Than 50 Points: 39 vs. West Virginia, 3/26/15 (W, 78-39)

Allowed Less Than 50 Points (SEC): 43 vs. South Carolina, 2/14/15 (W, 66-48)

Shot 70% from the field: .722 vs. Mississippi St., 2/15/86

Shot 65% from the field: .677 vs. LIU Brooklyn, 11/23/12

Shot 30% or less from the field: .281 at Texas A&M (1/10/15)

Allowed 50% shooting: .528 at UCLA, 12/3/15

Allowed 60% shooting: .640 by Florida, 3/4/07

Allowed 20% or less shooting: .197 by Montana State, 11/23/14 (12-61)

Allowed 30% or less shooting: .241 by West Virginia, 3/26/15 (13-54)

Held opponent to zero 3-pointers: at Auburn, 1/19/13 (0-15)

Shot 90% or Better from Free Throw Line: 90.0 (9-10) vs. Wisconsin (4/4/15)

Shot 100% from Free Throw Line: 11-11 vs. Florida, 2/7/12

Shot 50% or Less from Free Throw Line: .500 vs. Ole Miss, 1/2/15 (10-20)

Attempted 40 FT: vs. Illinois State (46), 11/30/15

Attempted five or less FT: vs. South Carolina (4) 1/21/06

Made 30 FT: 30 vs. Auburn, 3/14/15 (30-35)

Hit 10 3-pointers: 11 vs. Louisville, 12/26/15 (11-23)

Hit 11 3-pointers: 11 vs. Louisville, 12/26/15 (11-23)

Hit 12 3-pointers: 12 vs. UCLA, 12/20/14 (12-26)

Hit 13 3-pointers: 15 vs. Georgia, 3/1/12 (15-27)

Hit 14 3-pointers: 15 vs. Georgia, 3/1/12 (15-27)

Hit 15 3-pointers: 15 vs. Georgia, 3/1/12 (15-27)

Hit 16 3-pointers: 16 vs. UNC-Asheville, 12/23/96 (16-33)

Hit 17 3-pointers: 20 vs. LSU, 3/4/95 (20-35)

Hit 18 3-pointers: 20 vs. LSU, 3/4/95 (20-35)

Hit 19 3-pointers: 20 vs. LSU, 3/4/95 (20-35)

Hit 20 3-pointers: 20 vs. LSU, 3/4/95 (20-35)

Hit 21 3-pointers: 21 vs. North Carolina, 12/27/89 (21-48)

Hit 22 3-pointers: Never

Scored 100 Points in Two Consecutive Games: 3/25/93-3/27/93

Scored 100 Points in Three Consecutive Games: 12/16/77-12/23/77

Scored 100 Points in Consecutive SEC Games: 2/27/56-3/3/56

Won game by 50 points or more: 58 vs. Montana State (W, 86-28) 11/23/14

Won game by 60 points or more: 62 vs. Vanderbilt (W, 106-44) 3/5/03

Won game by 70 points or more: 74 vs. Tennessee-Martin (W, 124-50) 11/26/94

Lost game by 30 points or more: 30 at Tennessee (L, 88-58) 2/16/13

Lost game by 40 points or more: 41 at Vanderbilt (L, 93-52) 2/12/08

Lost game by 50 points or more: 55 at Kansas (L, 150-95) 12/9/89

Lost game by 60 points or more: 70 vs. Central (L, 87-17) 1/28/1910

Lost game by 70 points or more: 70 vs. Central (L, 87-17) 1/28/1910

Game decided by one point: vs. Wisconsin, 4/5/14 (W, 74-73)

Game decided by two points: vs. Louisville, 12/26/15 (W, 75-73)

Game decided by three points: vs. Ole Miss, 1/6/15 (W, 89-86)

Two consecutive games decided by one point: vs. North Carolina (W, 73-72) 12/3/11 and at Indiana (L, 73-72) 12/10/11

Three consecutive games decided by one point: Never

Two consecutive games decided by two points: at Ole Miss (L, 71-69) 2/1/11 and Florida (L, 70-68) 2/5/11

Came back from 18-point deficit for win: W, 72-70 vs. Miami Univ. (11/16/09); Trailed 36-18 (7:04 in 1st)

Came back from 19-point deficit for win: W, 80-77 vs. Florida (3/2/94); Trailed 33-14 (7:00 in 1st)

Came back from 20-point deficit for win: W, 99-95 at LSU (2/15/94); Trailed 68-37 (15:34 in 2nd)

Came back from 30-point deficit for win: W, 99-95 at LSU (2/15/94); Trailed 68-37 (15:34 in 2nd)

Came back from 31-point deficit for win: W, 99-95 at LSU (2/15/94); Trailed 68-37 (15:34 in 2nd)

Pulled down 50 rebounds: 50 (18-32) vs. Eastern Kentucky, 12/9/15

Pulled down 55 rebounds: 56 (17-39) vs. Robert Morris, 11/17/13

Pulled down 60 rebounds: 62 (19-43) vs. Morehead State, 12/16/96

Played an Overtime Game: at Texas A&M, 1/10/15 (W, 70-64 2ot)

Won an Overtime Game: at Texas A&M, 1/10/15 (W, 70-64 2ot)

Played an SEC Overtime Game: at Texas A&M, 1/10/15 (W, 70-64 2ot)

Won an SEC Overtime Game: at Texas A&M, 1/10/15 (W, 70-64 2ot)

Lost an Overtime Game: vs. Arkansas, 2/27/14 (L, 71-67)

Lost an SEC Overtime Game: vs. Arkansas, 2/27/14 (L, 71-67)

Played Two Overtimes: at Texas A&M, 1/10/15 (W, 70-64 2ot)

Played Three Overtimes: vs. Temple 12/7/57 (W, 85-83)

Played Four Overtimes: Never played four overtime game

Played consecutive games that went to overtime: 1/6/15 vs. Ole Miss (W, 89-86) and 1/10/15 at Texas A&M (70-64)

RUPP ARENA

Rupp Arena

Year-by-Year Records

| Season | W-L | Pct. | Start |
|--------------|---------------|-------------|-------|
| 2015-16 | 9-0 | 1.000 | 9-0 |
| 2014-15 | 19-0 | 1.000 | 19-0 |
| 2013-14 | 16-2 | .889 | 14-0 |
| 2012-13 | 16-2 | .889 | 3-0 |
| 2011-12 | 18-0 | 1.000 | 18-0 |
| 2010-11 | 15-0 | 1.000 | 15-0 |
| 2009-10 | 18-0 | 1.000 | 18-0 |
| 2008-09 | 12-6 | .667 | 3-0 |
| 2007-08 | 14-4 | .778 | 1-0 |
| 2006-07 | 14-2 | .875 | 10-0 |
| 2005-06 | 10-5 | .667 | 4-0 |
| 2004-05 | 14-1 | .933 | 7-0 |
| 2003-04 | 11-2 | .846 | 3-0 |
| 2002-03 | 12-1 | .923 | 1-0 |
| 2001-02 | 12-3 | .800 | 0-1 |
| 2000-01 | 11-1 | .917 | 0-1 |
| 1999-2000 | 14-0 | 1.000 | 14-0 |
| 1998-99 | 12-1 | .923 | 6-0 |
| 1997-98 | 9-3 | .750 | 4-0 |
| 1996-97 | 12-1 | .923 | 12-0 |
| 1995-96 | 13-0 | 1.000 | 13-0 |
| 1994-95 | 12-1 | .923 | 2-0 |
| 1993-94 | 13-1 | .929 | 11-0 |
| 1992-93 | 16-0 | 1.000 | 16-0 |
| 1991-92 | 15-2 | .882 | 1-0 |
| 1990-91 | 13-0 | 1.000 | 13-0 |
| 1989-90 | 13-2 | .867 | 5-0 |
| 1988-89 | 8-6 | .571 | 0-1 |
| 1987-88 | 14-2 | .875 | 8-0 |
| 1986-87 | 13-2 | .867 | 5-0 |
| 1985-86 | 18-0 | 1.000 | 18-0 |
| 1984-85 | 11-3 | .786 | 1-0 |
| 1983-84 | 16-0 | 1.000 | 16-0 |
| 1982-83 | 14-1 | .933 | 8-0 |
| 1981-82 | 15-1 | .938 | 15-0 |
| 1980-81 | 15-0 | 1.000 | 15-0 |
| 1979-80 | 12-3 | .800 | 6-0 |
| 1978-79 | 11-4 | .733 | 3-0 |
| 1977-78 | 16-0 | 1.000 | 16-0 |
| 1976-77 | 12-2 | .857 | 4-0 |
| Total | 538-64 | .894 | |

Where the Coaches Rank by Wins

| Coach | Years | Total | Record |
|----------------------|-------------------|------------|--------------|
| Joe B. Hall | 1976-85 | 9 | 122-14 |
| Tubby Smith | 1997-2007 | 10 | 119-19 |
| John Calipari | 2009-Pres. | 7th | 111-4 |
| Rick Pitino | 1989-97 | 8 | 107-7 |
| Eddie Sutton | 1985-89 | 4 | 53-10 |
| Billy Gillispie | 2007-09 | 2 | 26-10 |

Cats Rock at Rupp

UK has won 194 of its last 221 home games, including a 54-game winning streak in the venerable arena to begin the John Calipari era. All-time, the Wildcats are 538-64 (.894) in Rupp Arena.

Among the most notable marks of dominance in the nation's toughest venue to play include:

- The Wildcats are 285-40 (.877) in regular-season SEC games in the building
- Kentucky set a new program home record of 19 wins in 2014-15
- UK is currently on a 29-game winning streak at Rupp Arena, dating back to 2013-14
- The Wildcats have gone undefeated at home in four of John Calipari's six seasons. Overall,
- UK has posted a perfect mark in 12 of Rupp Arena's 39 seasons

Calipari Owns Record in Rupp

With UK's 2011-12 season-opening victory over Marist, UK head coach John Calipari recorded his 34th consecutive win in Rupp Arena as UK's head coach. It broke former UK head coach Rick Pitino's longest streak of 33 games in the venue.

The winning streak reached as long as 54 games. Calipari didn't suffer his first loss in Rupp Arena until losing to Baylor in his fourth season. The 54-game run, however, was his longest career winning streak.

Pack the House

Kentucky has led the nation in average home attendance in 17 of the last 20 seasons, including a Rupp Arena record of 24,110 in John Calipari's first season (2009-10) as head coach.

- Kentucky averaged 23,572 fans during the 2015-16 season, the most since 2011-12
- UK has averaged 23,000 or more fans in five of Calipari's six seasons

The Top-Ranked Team at Home

Kentucky has lost just twice at home as the Associated Press top-ranked team in the history of the program and just once in Rupp Arena. Both losses came by just one point.

The Wildcats are 51-1 all-time as the AP No. 1 team in Rupp Arena since its opening in 1976. The lone loss was to Auburn, 53-52, on Jan. 9, 1988.

Coach Cal in Rupp Arena

It's been downright difficult to beat the Wildcats at Rupp Arena during the John Calipari era. UK is 111-4 (.965) at Rupp Arena under Calipari.

- UK is 16-1 vs. ranked opponents in Rupp in the Calipari era
- The Wildcats are 95-3 vs. unranked teams in Rupp under Calipari
- UK is 62-1 at home vs. nonconference foes under Calipari. The only loss was against Baylor on Dec. 1, 2012
- Calipari notched his 100th career win at Rupp Arena as UK's coach with the Wildcats' 110-75 rout of Auburn on Feb. 21. It took Calipari just 104 games to reach the century mark at home, the fastest of any UK coach

All-Time Attendance Records in Rupp

| No. | Att. | Opponent | Date | Result |
|----------|---------------|-------------------|-----------------|-----------------|
| 1 | 24,479 | Louisville | 1/20/10 | W, 71-62 |
| 2 | 24,468 | N. Carolina | 12/5/09 | W, 68-66 |
| 3 | 24,465 | Florida | 2/10/07 | L, 64-61 |
| 4 | 24,459 | Florida | 2/4/03 | W, 70-55 |
| 5 | 24,432 | Louisville | 12/17/05 | W, 73-61 |
| 6 | 24,428 | Florida | 3/7/15 | W, 67-50 |
| 7 | 24,425 | Florida | 2/15/14 | L, 69-59 |
| 8 | 24,416 | Arkansas | 2/28/15 | W, 84-67 |
| 9 | 24,412 | Louisville | 12/26/15 | W, 75-73 |
| 10 | 24,411 | LSU | 2/28/09 | L, 73-70 |

Attendance Records in Rupp 2015-16

| No. | Att. | Opponent | Date | Result |
|-----|--------|---------------|----------|----------|
| 1 | 24,412 | Louisville | 12/26/15 | W, 75-73 |
| 2 | 24,399 | Ole Miss | 1/2/16 | W, 83-61 |
| 3 | 23,665 | Arizona State | 12/12/15 | W, 72-58 |
| 4 | 22,671 | NJIT | 11/14/15 | W, 87-57 |
| 5 | 22,623 | Boston U. | 11/24/15 | W, 82-62 |

Records vs. Most Faced Opponents in Rupp Arena Era (1976-Pres.)

| Opponent | Times Played | Record | Cal Era |
|--------------|--------------|--------|---------|
| Florida | 39 | 32-7 | 5-1 |
| Tennessee | 39 | 35-4 | 5-0 |
| Vanderbilt | 37 | 35-2 | 5-0 |
| Georgia | 37 | 33-4 | 5-0 |
| Ole Miss | 31 | 30-1 | 6-0 |
| Alabama | 29 | 24-5 | 4-0 |
| LSU | 29 | 24-5 | 3-0 |
| Auburn | 28 | 26-2 | 3-0 |
| Miss. St. | 27 | 25-2 | 3-0 |
| S. Carolina | 25 | 23-2 | 5-0 |
| Louisville | 18 | 14-4 | 4-0 |
| Arkansas | 14 | 11-3 | 3-1 |
| E. Kentucky | 10 | 10-0 | 2-0 |
| Indiana | 9 | 8-1 | 1-0 |
| Morehead St. | 8 | 8-0 | 2-0 |
| N. Carolina | 7 | 5-2 | 3-0 |
| N. Dame | 5 | 5-0 | - |
| Tenn. Tech | 5 | 5-0 | - |
| Kansas | 5 | 4-1 | - |

HEAD COACH JOHN CALIPARI

First-Ballot Hall of Famer

Kentucky men's basketball coach John Calipari joined basketball's fraternity of legends in September after being elected to the Naismith Memorial Basketball Hall of Fame on the first ballot.

Calipari joined an elite group of basketball players and coaches in the Naismith Hall of Fame, considered to be one of the ultimate honors in the sport.

Calipari and the Class of 2015, which included Dick Bevetta, Wildcat Louie Dampier, Lindsay Gaze, Tom Heinsohn, John Isaacs, Spencer Haywood, Lisa Leslie, Dikembe Mutombo, George Raveling and JoJo White, were enshrined during Hall of Fame festivities in Springfield, Mass., Sept. 10-11.

Calipari Wins 200th Career Game at UK in Record Time

With a thrilling 75-73 victory over rival Louisville, John Calipari captured his 200th career win at Kentucky faster than any coach in UK history -- and nearly faster than anyone has ever done it at any other school.

Calipari reached the 200-win plateau in his 240th career game at Kentucky. Rick Pitino, previously the fastest to 200 wins at UK prior to Calipari, didn't capture his 200th Wildcat win until his 249th game. The legendary Adolph Rupp reached 200 during his 250th game.

Not only did Calipari reach the 200-win mark in record pace at Kentucky, he also nearly set the all-time Division I mark. With the win over U of L, he became the second-fastest Division I men's basketball coach to reach 200 victories at a single school, behind only LIU-Brooklyn's Clair Bee, who achieved the feat in 231 games.

Calipari is one of just 11 head coaches in Division I men's basketball history with at least 200 victories at two different schools and just the fifth coach at Kentucky to reach the 200-win plateau.

He's currently the only coach in NCAA history with at least 189 victories at three different schools.

Here's a look at some of the more impressive numbers in Calipari's journey to 200 wins:

- UK beat Florida more than anyone else during the first 200 wins, defeating the Gators 11 times
- Likewise, Kentucky beat Louisville (eight times) more than any other nonconference opponent
- Calipari defeated 89 different Division I schools (25.4 percent) of current Division I schools) during the run
- A total of 176 wins came with UK ranked in the AP Top 25, and 66 of them were while UK was No. 1

UMass Retires Jersey in Calipari's Honor

As part of a 20th anniversary celebration of the UMass men's basketball 1995-96 Final Four team, the UMass Department of Athletics honored John Calipari on Dec. 16 prior to its game against New Orleans by raising a banner into the rafters at the Mullins Center.

Calipari's banner joined the retired jerseys of five all-time Minutemen: George "Trigger" Burkey, Marcus Camby, Julius "Dr. J" Erving, Lou Roe and Al Skinner.

- Calipari began his head coaching career at UMass where he turned the Minutemen into a national powerhouse from 1988-96
- In addition to the 1995-96's team's 35-2 record and the Final Four appearance, Calipari led the Minutemen to the 1991-92 NCAA Sweet 16, the 1992-93 and 1993-94 NCAA second round, and the 1994-95 NCAA Elite Eight. UMass won five straight Atlantic 10 titles during that span as well

Nearly Unanimous

John Calipari collected nearly every major national coach of the year award after guiding the historic 2014-15 Wildcats to a perfect regular season and eventually a fourth Final Four appearance in five seasons. Among the awards Calipari won in 2014-15:

- Associated Press National Coach of the Year
- Naismith National Coach of the Year
- NABC National Coach of the Year
- The Sporting News National Coach of the Year

AHEAD OF THE BARON OF THE BLUEGRASS

- Legendary coach Adolph Rupp won 876 career games while he was the coach of UK. He also led Kentucky to five NCAA titles during his 41-year tenure.
- John Calipari is ahead of the pace with the legend as far as victories to begin his career at UK. Also, Calipari (.834) is ahead of Rupp (.822) in total UK career winning percentage.

| Coach | Games | Record | Next Game (242nd Game) |
|---------------|-------|--------|---|
| John Calipari | 241 | 201-40 | vs. LSU (Jan. 5, 2015) |
| Adolph Rupp | 241 | 192-49 | def. Tennessee 36-33 (Feb. 14, 1942) |
| Rick Pitino | 241 | 192-49 | def. TCU 124-80 (Jan. 20, 1996) |
| Tubby Smith | 241 | 190-51 | def. Florida A&M 96-76 (March 19, 2004) |
| Joe B. Hall | 241 | 182-59 | def. Florida St. 97-78 (March 8, 1980) |

UK VS. AP RANKED FOES

In John Calipari Era (2009-Present)

43-15, 13-5 SEC

| | | |
|----------------------------------|----------------|----------|
| vs. No. 16 Louisville | Dec. 27, 2015 | W, 75-73 |
| vs. No. 5 Duke (Chicago) | Nov. 17, 2015 | W, 74-63 |
| vs. No. 3 Wisconsin (NCAA) | April 4, 2015 | L, 71-64 |
| vs. No. 8 Notre Dame (NCAA) | March 28, 2015 | W, 68-66 |
| vs. No. 20 W. Virginia (NCAA) | March 26, 2015 | W, 78-39 |
| vs. No. 18 Arkansas (SECT) | March 15, 2015 | W, 78-63 |
| vs. No. 18 Arkansas | Feb. 28, 2015 | W, 84-67 |
| at No. 4 Louisville | Dec. 27, 2014 | W, 58-50 |
| vs. No. 21 North Carolina | Dec. 13, 2014 | W, 84-70 |
| vs. No. 6 Texas | Dec. 5, 2014 | W, 63-51 |
| vs. No. 5 Kansas (Indianapolis) | Nov. 18, 2014 | W, 72-40 |
| vs. No. 18 UConn (NCAA) | April 7, 2014 | L, 60-54 |
| vs. No. 12 Wisconsin (NCAA) | April 5, 2014 | W, 74-73 |
| vs. No. 7 Michigan (NCAA) | March 30, 2014 | W, 75-72 |
| vs. No. 5 Louisville (NCAA) | March 28, 2014 | W, 74-69 |
| vs. No. 2 Wichita St. (NCAA) | March 23, 2014 | W, 78-76 |
| vs. No. 1 Florida (Atlanta) | March 16, 2014 | L, 61-60 |
| at No. 1 Florida | March 8, 2014 | L, 84-65 |
| vs. No. 3 Florida | Feb. 15, 2014 | L, 69-59 |
| vs. No. 4 Louisville | Dec. 28, 2013 | W, 73-66 |
| at No. 18 North Carolina | Dec. 14, 2013 | L, 82-77 |
| vs. No. 20 Baylor (Dallas) | Dec. 6, 2013 | L, 69-62 |
| vs. No. 2 Michigan St. (Chicago) | Nov. 12, 2013 | L, 78-74 |
| vs. No. 11 Florida | March 9, 2013 | W, 61-57 |
| at No. 7 Florida | Feb. 12, 2013 | L, 69-52 |
| at No. 16 Ole Miss | Jan. 29, 2013 | W, 87-74 |
| at No. 4 Louisville | Dec. 29, 2012 | L, 80-77 |
| vs. No. 9 Duke (Atlanta) | Nov. 13, 2012 | L, 75-68 |
| vs. No. 6 Kansas (NCAA) | April 2, 2012 | W, 67-59 |
| vs. No. 17 Louisville (NCAA) | March 31, 2012 | W, 69-61 |
| vs. No. 9 Baylor (NCAA) | March 25, 2012 | W, 82-70 |
| vs. No. 16 Indiana (NCAA) | March 23, 2012 | W, 87-71 |
| vs. No. 22 Florida | March 10, 2012 | W, 74-71 |
| at No. 16 Florida | March 4, 2012 | W, 74-59 |
| vs. No. 8 Florida | Feb. 7, 2012 | W, 78-58 |
| vs. No. 4 Louisville | Dec. 31, 2011 | W, 69-62 |
| vs. No. 5 North Carolina | Dec. 3, 2011 | W, 73-72 |
| vs. No. 12 Kansas (New York) | Nov. 15, 2011 | W, 75-65 |
| vs. No. 9 UConn (NCAA) | April 2, 2011 | L, 56-55 |
| vs. No. 7 N. Carolina (NCAA) | March 27, 2011 | W, 76-69 |
| vs. No. 1 Ohio State (NCAA) | March 25, 2011 | W, 62-60 |
| vs. No. 22 W. Virginia (NCAA) | March 19, 2011 | W, 71-63 |
| vs. No. 12 Florida (Atlanta) | March 13, 2011 | W, 70-54 |
| vs. No. 21 Vanderbilt | March 1, 2011 | W, 68-66 |
| vs. No. 13 Florida | Feb. 26, 2011 | W, 76-68 |
| at No. 21 Vanderbilt | Feb. 12, 2011 | L, 81-77 |
| at No. 22 Louisville | Dec. 31, 2010 | W, 78-63 |
| vs. No. 23 N. Dame (Louisville) | Dec. 8, 2010 | W, 72-58 |
| vs. No. 13 Washington (Maui) | Nov. 23, 2010 | W, 74-67 |
| vs. No. 6 W. Virginia (NCAA) | March 27, 2010 | L, 73-66 |
| vs. No. 15 Tennessee (Nashville) | March 13, 2010 | W, 74-45 |
| at No. 15 Tennessee | Feb. 27, 2010 | L, 74-65 |
| at No. 17 Vanderbilt | Feb. 20, 2010 | W, 58-56 |
| vs. No. 12 Tennessee | Feb. 13, 2010 | W, 73-62 |
| vs. No. 25 Ole Miss | Feb. 2, 2010 | W, 85-75 |
| vs. No. 21 Vanderbilt | Jan. 30, 2010 | W, 85-72 |
| vs. No. 14 UConn (New York) | Dec. 9, 2009 | W, 64-61 |
| vs. No. 10 North Carolina | Dec. 5, 2009 | W, 68-66 |

Calipari's Record at UK vs:

| | |
|------------|-------|
| vs. No. 1 | 1-2 |
| vs. Top 3 | 2-5 |
| vs. Top 5 | 9-6 |
| vs. Top 10 | 17-10 |
| vs. Top 15 | 26-10 |
| vs. Top 20 | 34-14 |
| vs. Top 25 | 43-15 |

| | |
|--------------|------|
| Home | 16-1 |
| Away | 5-6 |
| Neutral | 22-8 |
| SEC Tourney | 3-1 |
| NCAA Tourney | 13-4 |

HEAD COACH JOHN CALIPARI

TRACKING UK HEAD COACHES

| Coach | First 50 Games | Pct. |
|----------|----------------|------|
| Calipari | 45-5 | .900 |
| Smith | 45-5 | .900 |
| Rupp | 43-7 | .860 |
| Sutton | 41-9 | .820 |
| Hall | 32-18 | .640 |
| Pitino | 31-19 | .620 |

| Coach | First 100 Games | Pct. |
|----------|-----------------|------|
| Rupp | 89-11 | .890 |
| Calipari | 87-13 | .870 |
| Smith | 80-20 | .800 |
| Sutton | 77-23 | .770 |
| Pitino | 73-27 | .730 |
| Hall | 67-33 | .670 |

| Coach | First 150 Games | Pct. |
|----------|-----------------|------|
| Rupp | 129-21 | .860 |
| Calipari | 124-26 | .827 |
| Smith | 116-34 | .773 |
| Pitino | 114-36 | .760 |
| Hall | 110-40 | .733 |

| Coach | First 200 Games | Pct. |
|----------|-----------------|------|
| Rupp | 163-37 | .815 |
| Calipari | 163-37 | .815 |
| Pitino | 156-44 | .780 |
| Smith | 156-44 | .780 |
| Hall | 149-51 | .745 |

- Adolph Rupp National Coach of the Year
- SEC Coach of the Year
- 2015 USBWA District IV Coach of the Year

600 On-Court Victories

With a win over No. 5 Kansas on Nov. 18, 2014, John Calipari claimed his 600th on-court victory as a Division I head coach. He became the 13th active Division I coach to achieve the feat.

Calipari at No. 1

John Calipari is one of just two coaches (Frank McGuire) to lead three programs to a No. 1 ranking. With UK's No. 1 ranking this season, Calipari has guided five of his last seven and six of his last nine teams to the No. 1 ranking (and the eighth time he's done it overall).

When Coach Cal's teams have been at the top, they're been difficult to knock off:

- Calipari is 107-11 (.907) as the top-ranked Associated Press coach in the country
- He's 66-6 (.917) when his team is at the top of the AP Top 25 as UK's head coach
- Calipari tallied a 32-4 mark at UMass when the Minutemen were No. 1 and he was 9-1 at Memphis when he had the Tigers at the pinnacle of the rankings
- Calipari (107) trails only Duke's Mike Krzyzewski (189) in active coaches with victories as the No. 1 head coach

Big-Game Cal

John Calipari's teams aren't just good against the best teams in the country, they're great. Not only does Kentucky have a 43-15 record vs. Associated Press Top 25 teams, UK is 5-2 when both teams are ranked in the AP top five under Calipari.

All-time, Calipari is 11-6 in AP top-five matchups. According to the SEC Network, only four coaches have won more such games.

When both teams are ranked in the AP Top 25, Calipari's all-time record is 66-40, including a 36-12 mark at Kentucky. In AP top-10 matchups he's got a 22-11 mark, including 11-4 at UK.

There's No Place Like Home

Since the 2000 season, John Calipari-coached teams have posted a 264-22 (.923) record at home through Jan. 2, 2016. At UK, Coach Cal is 111-4 (.965) at Rupp Arena.

In four of Calipari's six full seasons at Kentucky, the Wildcats have posted an undefeated record at home, including a school-record 19-0 mark during the 2014-15 season.

Calipari's 54-game winning streak at Rupp Arena to begin his UK coaching career was the longest winning streak since the arena opening in 1976. His current 29-game winning streak is currently fourth.

CALIPARI AT NO. 1

Record as Associated Press Top-Ranked Coach Since 2009-10

| Coach | Schools | Records |
|--------------------|----------------|---------|
| 1. John Calipari | Kentucky | 66-6 |
| 2. Bill Self | Kansas | 26-4 |
| 3. Mike Krzyzewski | Duke | 24-4 |
| 4. Jim Boeheim | Syracuse | 15-4 |
| 5. Tom Crean | Indiana | 14-3 |
| 6. Thad Matta | Ohio State | 13-2 |
| 7. Sean Miller | Arizona | 12-1 |
| 8. Billy Donovan | Florida | 11-1 |
| 9. Tom Izzo | Michigan State | 9-2 |
| 10. Roy Williams | North Carolina | 8-2 |

Record as Associated Press Top-Ranked Coach (Active)

| Coach | Schools | Records |
|--------------------|--------------------|---------|
| 1. Mike Krzyzewski | Duke | 189-28 |
| 2. John Calipari | UK, Memphis, UMass | 107-11 |
| 3. Roy Williams | UNC, Kansas | 95-18 |
| 4. Bruce Weber | Illinois | 30-2 |
| 5. Bill Self | Kansas | 28-5 |
| 6. Jim Boeheim | Syracuse | 24-5 |
| 7. Thad Matta | Ohio State | 22-3 |
| 8. Bob Huggins | Cincinnati | 20-4 |
| 9. Tom Crean | Indiana | 14-3 |
| 10. Sean Miller | Arizona | 12-1 |

*totals through Jan. 2

| | Coach | Streak (Yrs) |
|----|----------------------|---------------------|
| 1. | John Calipari | 54 (2010-13) |
| 2. | Rick Pitino | 33 (1992-94) |
| 3. | Joe B. Hall | 30 (1981-82) |
| 4. | John Calipari | 29 (2014-16) |
| 5. | Rick Pitino | 27 (1995-97) |

Life on the Road Isn't So Bad Either

As good as John Calipari's team's have been at home, they're nearly as good in hostile environments on the road. Dating back to the 2005-06 season, Calipari has recorded a 76-28 (.732) record on the road.

Calipari Unrivaled in Conference

John Calipari has won 13 league championships (including the 2010, 2012 and 2015 SEC championships) six more than the next-closest coach in the SEC (Ben Howland has seven conference titles). Calipari also has 12 conference tournament titles, seven more than his closest competitor (Howland).

He's tallied a 291-86 (.772) all-time record within conference play as a head coach and owns an 83-20 (.806) record since joining the SEC.

Calipari's Undefeated Conference Teams

John Calipari is believed to be one of three coaches, along with Frank McGuire and Jerry Tarkanian, to lead multiple teams to an unblemished mark in multiple Division I conferences. Calipari did so at Memphis in Conference USA and Kentucky in the SEC.

- McGuire led St. John's in the Metro New York ('51, '52), North Carolina in the ACC ('57) and South Carolina in the ACC ('70) to undefeated marks
- Jerry Tarkanian guided Long Beach State in the Pacific Coast Athletics Association ('70, '71) and UNLV in the Big West ('87, '91, '92) to perfect conference seasons

HEAD COACH JOHN CALIPARI

30 is the new 20

John Calipari has 21 consecutive seasons of 20 or more on-court wins as a collegiate head coach. He leads all active coaches with that streak, ahead of Mike Krzyzewski of Duke (19), Jim Boeheim (17) and Bill Self (17).

More impressive, Calipari has nine seasons with 30 or more on-court wins. Only Mike Krzyzewski (13) and Roy Williams (10) have more.

Calipari is the first coach in NCAA Division I history to record five straight on-court 30-win seasons, notching 30 straight in consecutive seasons from 2005-06 to 2009-10.

The Success Rate

John Calipari has graduated 100 percent of the players (14 of 14) who have been eligible to receive their diploma by the end of their senior years and exhausted their athletic eligibility. Of that group, Patrick Patterson, Jarrod Polson and Alex Poythress completed their degrees in three years.

In the NCAA's APR, which measures eligibility, retention and graduation, UK has posted a single-year Academic Progress Rate of 979 or higher in every season under Calipari, including a perfect 1,000 in the last two reports. Kentucky's four-year composite score in the most recent report, which was released in May, was a 995, earning the team an NCAA academic award for finishing in the top 10 percent of Division I men's basketball programs.

Under Calipari, the team has also posted a 3.0 grade-point average or better in seven of the last 10 semesters.

Double-Digit Win Streaks

Kentucky's 38-game winning streak in 2014-15 was historic, but it wasn't completely out of the norm for John Calipari. It was the 17th streak of Calipari's career where his teams have won 10 or more consecutive games during the season, the sixth where they have won 20 or more, the fifth where they have won 25 or more, the first where they have won 30 or more, and the first with 35 or more. Here's a list of all of them:

1. 38 Kentucky, 2014-15
2. 27 Memphis, 2008-09
3. 26 Memphis, 2007-08
- 26 UMass, 1995-96
5. 25 Memphis, 2006-07
6. 24 Kentucky, 2011-12
7. 19 Kentucky, 2009-10
8. 16 UMass, 1994-95
9. 15 Memphis, 2005-06
10. 14 UMass, 1991-92

CALIPARI KNOWS DEFENSE

John Calipari's 2014-15 Kentucky Wildcat team was heralded as one of the best defensive teams ever. However, defense has always been a staple of Calipari-coached teams. Dating back to complete NCAA records beginning in 2001-02, Calipari's teams have been among national leaders in several critical defensive categories (rankings through Jan. 2).

| Year | FG % Def. | Rebound Margin | Scoring Margin | Blocks |
|--------------|-------------------|-------------------|--------------------|------------------|
| 2001-02 (UM) | 13th (39.5) | 11th (+6.6) | 15th (+11.2) | 54th (4.4) |
| 2002-03 (UM) | 28th (40.6) | 44th (+4.1) | 32nd (+8.0) | 26th (5.1) |
| 2003-04 (UM) | 34th (40.5) | 58th (+3.4) | 48th (+7.1) | 20th (5.0) |
| 2004-05 (UM) | 4th (38.4) | 75th (+2.9) | 62nd (+5.9) | 13th (5.4) |
| 2005-06 (UM) | 2nd (38.0) | 9th (+6.7) | 5th (+14.6) | 8th (6.4) |
| 2006-07 (UM) | 12th (39.0) | 28th (+5.3) | 5th (+5.8) | 12th (5.9) |
| 2007-08 (UM) | 12th (39.1) | 16th (+6.2) | 2nd (+18.0) | 8th (6.1) |
| 2008-09 (UM) | 1st (37.1) | 19th (+6.1) | 2nd (+16.3) | 7th (6.0) |
| 2009-10 (UK) | 3rd (37.8) | 4th (+8.1) | 6th (+14.3) | 4th (7.2) |
| 2010-11 (UK) | 15th (39.4) | 60th (+3.6) | 13th (+11.4) | 3rd (6.3) |
| 2011-12 (UK) | 1st (37.4) | 12th (+6.8) | 1st (+16.8) | 1st (8.6) |
| 2012-13 (UK) | 30th (39.2) | 48th (+4.3) | 48th (+8.2) | 3rd (6.6) |
| 2013-14 (UK) | 59th (41.1) | 2nd (+9.4) | 43rd (+8.2) | 13th (5.9) |
| 2014-15 (UK) | 1st (35.4) | 15th (+6.8) | 1st (+20.1) | 2nd (6.9) |
| 2015-16 (UK) | 78th (40.2) | 27th (+7.6) | 47th (+12.6) | 14th (5.8) |

RECRUITING TRAIL

The Wildcats have signed more top-25 players over the past seven seasons than any other school under John Calipari's leadership. A quarter of all Rivals' top-10 prospects nationally over the past eight classes have signed with Coach Cal and the Cats.

| PLAYER (YEAR) | ESPN | RIVALS | SCOUT |
|------------------------------|-----------|-----------|-----------|
| Edrice Adebayo ('16) | 6 | 6 | 15 |
| De'Aaron Fox ('16) | 7 | 5 | 4 |
| Wenyen Gabriel ('16) | 23 | 17 | 10 |
| Sacha Killeya-Jones ('16) | 31 | 26 | 29 |
| Malik Monk ('16) | 5 | 6 | 6 |
| Tai Wynyard ('16) | NR | NR | NR |
| Isaiah Briscoe ('15) | 13 | 9 | 15 |
| Isaac Humphries ('15) | 49* | 35* | 50 |
| Skal Labissiere ('15) | 11 | 4 | 3 |
| Charles Matthews ('15) | 47 | 57 | 62 |
| Jamal Murray ('15) | NA^ | 9 | 12 |
| Devin Booker ('14) | 18 | 30 | 31 |
| Trey Lyles ('14) | 7 | 8 | 8 |
| Karl Towns ('14) | 6 | 11 | 11 |
| Tyler Ulis ('14) | 33 | 33 | 29 |
| Aaron Harrison ('13) | 9 | 7 | 6 |
| Andrew Harrison ('13) | 5 | 5 | 5 |
| Dominique Hawkins ('13) | NR | NR | NR |
| Dakari Johnson ('13) | 7 | 9 | 17 |
| Marcus Lee ('13) | 25 | 19 | 24 |
| Julius Randle ('13) | 3 | 2 | 2 |
| James Young ('13) | 8 | 11 | 11 |
| Derek Willis ('13) | NR | 115 | NR |
| Archie Goodwin ('12) | 15 | 14 | 14 |
| Willie Cauley-Stein ('12) | 40 | 40 | 48 |
| Julius Mays ('12) | NA# | NA# | NA# |
| Nerlens Noel ('12) | 1 | 2 | 1 |
| Alex Poythress ('12) | 13 | 8 | 7 |
| Twany Beckham ('11) | NA# | NA# | NA# |
| Anthony Davis ('11) | 1 | 2 | 1 |
| Ryan Harrow ('11) | NA# | NA# | NA# |
| Michael Kidd-Gilchrist ('11) | 4 | 3 | 6 |
| Marquis Teague ('11) | 8 | 5 | 8 |
| Kyle Wiltjer ('11) | 19 | 22 | 24 |
| Terrence Jones ('10) | 9 | 13 | 8 |
| Enes Kanter ('10) | 25 | 3 | 3 |
| Brandon Knight ('10) | 4 | 6 | 6 |
| Doron Lamb ('10) | 29 | 21 | 28 |
| Jarrod Polson ('10) | NA@ | NA@ | NA@ |
| Stacey Poole, Jr. ('10) | 51 | 33 | 67 |
| Eloy Vargas ('10) | NA | NA | NA |
| Eric Bledsoe ('09) | NR | 23 | 37 |
| DeMarcus Cousins ('09) | 4 | 2 | 3 |
| Darnell Dodson ('09) | NA# | NA# | NA# |
| Jon Hood ('09) | 92 | 40 | 46 |
| Daniel Orton ('09) | 13 | 22 | 17 |
| John Wall ('09) | 5 | 1 | 2 |
| Top-10 Players | 18 | 20 | 17 |
| Top-15 Players | 21 | 24 | 24 |
| Top-25 Players | 28 | 30 | 28 |
| Top-50 Players | 34 | 37 | 35 |

* - ranking according to the 2016 class

^ - reclassified after final rankings were released

- transfer

@ - joined team as walk-on

HEAD COACH JOHN CALIPARI

UK HONORS UNDER CALIPARI

National Player of the Year

| | |
|----------------------|--|
| John Wall (2010) | Adolph Rupp |
| Anthony Davis (2012) | Adolph Rupp, AP, BasketballTimes, Naismith, USBWA, Wooden Award |

National Freshman of the Year

| | |
|----------------------|-------|
| John Wall (2010) | USBWA |
| Anthony Davis (2012) | USBWA |

All-America Honors

| | |
|--------------------------|--|
| D. Cousins (2010) | AP - 1st, NABC - 2nd, USBWA - 2nd, SN - 2nd |
| John Wall (2010) | AP - 1st, NABC - 1st, USBWA - 1st, SN - 1st |
| Anthony Davis (2012) | AP - 1st, USBWA - 1st, NABC - 1st, SN - 1st |
| M. Kidd-Gilchrist (2012) | AP - 3rd, USBWA - 2nd, NABC - 3rd, SN - 2nd |
| Julius Randle (2014) | NABC - 3rd |
| W. Cauley-Stein (2015) | NABC - 1st, USBWA - 1st, SN - 1st |
| K. Towns (2015) | SN - 3rd |

SEC Player of the Year

| | |
|---------------|--------------------|
| John Wall | 2010 (AP, Coaches) |
| Anthony Davis | 2012 (AP, Coaches) |

SEC Defensive Player of the Year

| | |
|---------------------|----------------|
| Anthony Davis | 2012 (Coaches) |
| Nerlens Noel | 2013 (Coaches) |
| Willie Cauley-Stein | 2015 (Coaches) |

SEC Freshman of the Year

| | |
|--------------------|-------------------|
| DeMarcus Cousins | 2010 (Coaches) |
| John Wall | 2010 (AP) |
| Terrence Jones | 2011 (Coaches/AP) |
| Anthony Davis | 2012 (Coaches/AP) |
| Nerlens Noel | 2013 (Coaches/AP) |
| Julius Randle | 2014 (Coaches/AP) |
| Karl-Anthony Towns | 2015 (Coaches/AP) |

SEC Sixth Man of the Year

| | |
|---------------|----------------|
| Darius Miller | 2012 (Coaches) |
| Kyle Wiltjer | 2013 (Coaches) |
| Devin Booker | 2015 (Coaches) |

All-SEC

| | |
|--------------------------|------------------------|
| D. Cousins (2010) | 1st (Coaches/AP) |
| P. Patterson (2010) | 1st (Coaches)/2nd (AP) |
| John Wall (2010) | 1st (Coaches/AP) |
| Terrence Jones (2011) | 1st (Coaches/AP) |
| Brandon Knight (2011) | 1st (Coaches)/2nd (AP) |
| Anthony Davis (2012) | 1st (Coaches/AP) |
| M. Kidd-Gilchrist (2012) | 1st (Coaches/AP) |
| Terrence Jones (2012) | 2nd (Coaches/AP) |
| Doron Lamb (2012) | 2nd (Coaches) |
| Nerlens Noel (2013) | 1st (Coaches/AP) |
| Julius Randle (2014) | 1st (Coaches/AP) |
| James Young (2014) | 2nd (Coaches) |
| Devin Booker (2015) | 2nd (Coaches) |
| W. Cauley-Stein (2015) | 1st (Coaches/AP) |
| Aaron Harrison (2015) | 2nd (Coaches/AP) |
| K. Towns (2015) | 1st (Coaches/AP) |

All-SEC Defensive Team

| | |
|------------------------|------|
| Patrick Patterson | 2010 |
| DeAndre Liggins | 2011 |
| Anthony Davis | 2012 |
| Michael Kidd-Gilchrist | 2012 |
| Nerlens Noel | 2013 |
| Willie Cauley-Stein | 2013 |
| Willie Cauley-Stein | 2015 |

Coaches' All-SEC Freshman Team

| | |
|------------------------|------|
| Eric Bledsoe | 2010 |
| DeMarcus Cousins | 2010 |
| John Wall | 2010 |
| Brandon Knight | 2011 |
| Terrence Jones | 2011 |
| Doron Lamb | 2011 |
| Anthony Davis | 2012 |
| Michael Kidd-Gilchrist | 2012 |
| Willie Cauley-Stein | 2013 |
| Archie Goodwin | 2013 |
| Nerlens Noel | 2013 |
| Alex Poythress | 2013 |
| Julius Randle | 2014 |
| James Young | 2014 |
| Devin Booker | 2015 |
| Trey Lyles | 2015 |
| Karl-Anthony Towns | 2015 |
| Tyler Ulis | 2015 |

NCAA Final Four Team

| | |
|------------------------|------|
| Anthony Davis (MVP) | 2012 |
| Michael Kidd-Gilchrist | 2012 |
| Doron Lamb | 2012 |
| Julius Randle | 2014 |
| James Young | 2014 |

NCAA Regional Tournament Honors

| | |
|-------------------------|------|
| DeMarcus Cousins | 2010 |
| John Wall | 2010 |
| Josh Harrellson | 2011 |
| Brandon Knight (MVP) | 2011 |
| DeAndre Liggins | 2011 |
| M. Kidd Gilchrist (MVP) | 2012 |
| Anthony Davis | 2012 |
| Doron Lamb | 2012 |
| Aaron Harrison | 2014 |
| Marcus Lee | 2014 |
| Julius Randle (MVP) | 2014 |
| Willie Cauley-Stein | 2015 |
| Andrew Harrison | 2015 |
| K. Towns (MVP) | 2015 |

- 12 Memphis, 2007-08
- 12 Memphis, 2002-03
- 12 UMass, 1992-93
- 11 Memphis, 2003-04
- 10 Memphis, 2001-02
- 10 UMass, 1993-94
- 10 Kentucky, 2010-11

Developing Talent

John Calipari hasn't just signed the best talent in the country while he's been at Kentucky; he's been the best at developing that talent and getting it ready for the next level.

Of the 23 top-25 players Kentucky has signed prior to this season (according to Rivals), 19 were drafted and 16 were selected in the first round. Those draft numbers don't include Marcus Lee, Alex Poythress and Kyle Wiltjer, who are currently in college.

But that's only half the story. Calipari's players don't just make it to the pros; they're better prepared than anyone else. The proof is in the numbers.

Over the course of his career, Calipari's nearly 40 NBA pros have made approximately \$1.25 billion in NBA contracts alone, which doesn't include endorsement deals and overseas contracts.

Calipari's Draft Picks

In 23 seasons as a head coach, John Calipari has coached 36 NBA Draft picks, including 25 first-round selections, with 14 of those going in the top 10. He's had four players draft No. 1 overall, twice as many as any other coach, and two or more players selected in eight consecutive NBA drafts, dating back to 2008 with Memphis.

| PLAYER (SCHOOL) | ROUND | OVERALL | YEAR |
|-----------------------------|--------|---------|------|
| Eric Bledsoe (UK) | First | 18th | 2010 |
| Devin Booker (UK) | First | 13th | 2015 |
| Antonio Burks (MEM) | Second | 36th | 2004 |
| Marcus Camby (UMASS) | First | 2nd | 1996 |
| Rodney Carney (MEM) | First | 16th | 2006 |
| DeMarcus Cousins (UK) | First | 5th | 2010 |
| Willie Cauley-Stein (UK) | First | 6th | 2015 |
| Anthony Davis (UK) | First | 1st | 2012 |
| Joey Dorsey (MEM) | Second | 33rd | 2008 |
| Chris Douglas-Roberts (MEM) | Second | 40th | 2008 |
| Robert Dozier (MEM) | Second | 60th | 2009 |
| Tyreke Evans (MEM) | First | 4th | 2009 |
| Archie Goodwin (UK) | First | 29th | 2013 |
| Josh Harrellson (UK) | Second | 45th | 2011 |
| Andrew Harrison (UK) | First | 44th | 2015 |
| Dakari Johnson (UK) | First | 48th | 2015 |
| Terrence Jones (UK) | First | 18th | 2012 |
| Enes Kanter (UK) | First | 3rd | 2011 |
| Michael Kidd-Gilchrist (UK) | First | 2nd | 2012 |
| Brandon Knight (UK) | First | 8th | 2011 |
| Doron Lamb (UK) | Second | 42nd | 2012 |
| DeAndre Liggins (UK) | Second | 53rd | 2011 |
| Trey Lyles (UK) | First | 12th | 2015 |
| Darius Miller (UK) | Second | 46th | 2012 |
| Nerlens Noel (UK) | First | 6th | 2013 |
| Daniel Orton (UK) | First | 29th | 2010 |
| Patrick Patterson (UK) | First | 14th | 2010 |
| Julius Randle (UK) | First | 7th | 2014 |
| Lou Roe (UMASS) | Second | 30th | 1995 |
| Derrick Rose (MEM) | First | 1st | 2008 |
| Marquis Teague (UK) | First | 29th | 2012 |
| Karl-Anthony Towns (UK) | First | 1st | 2015 |
| Dajuan Wagner (MEM) | First | 6th | 2002 |
| John Wall (UK) | First | 1st | 2010 |
| Shawne Williams (MEM) | First | 17th | 2006 |
| James Young (UK) | First | 17th | 2014 |

HEAD COACH JOHN CALIPARI



A “players-first” coach with a penchant for helping people reach their dreams, John Calipari, a Naismith Memorial Basketball Hall of Famer, has guided six teams to the Final Four, led one to a national championship and helped 38 players make it to the NBA during his 23-year college coaching career.

Calipari guided Kentucky to its eighth national championship and his first national title in 2012. In becoming only the second coach in NCAA history to lead three different schools to the Final Four, he has racked up over 600 victories, 16 NCAA Tournament appearances, six Final Fours and numerous national coach of the year honors.

In 2015, Coach Cal led college basketball’s first ever 38-0 team, and became one of just three coaches to make four Final Fours in a five-year span. At the end of the season, Calipari became the 96th coach to join the Naismith Memorial Basketball Hall of Fame.

While building a program out of obscurity at Massachusetts, laying the foundation at Memphis and restoring luster at the sport’s greatest program at Kentucky, he has totaled the second-most wins in NCAA history in the first 20 years of a college coaching career.

Quite honestly, though, Calipari’s on-court success overshadows a much more significant picture.

In his goal to lead a players-first program, he has helped 38 players realize their dreams and guide them to the NBA, including a record five first-round draft picks in 2010. Two years later, six Wildcats heard their names called at the 2012 draft, the most in the two-round draft era. UK, with Calipari’s help, would tie those six picks again in 2015, including a record-tying four lottery selections. His four No. 1 overall picks are twice as many as any other coach, and he’s had 25 players drafted during his six years at Kentucky, including 19 first-round picks.

Much like he did at UMass, where his players graduated at nearly 80 percent, Calipari has stressed academics. Fifteen of his last 18 seniors at Memphis earned their bachelor’s degrees, and all 14 players at UK who were eligible to graduate by the end of their senior years walked away with a diploma in hand, including three players who earned their degree in just three years. The Wildcats posted a 3.11 grade-point average for the 2014 fall semester, the seventh time in the last eight semesters they earned a 3.0 GPA or better.

His foundation, The Calipari Foundation, has raised millions of dollars to help the lives of those in need in the Commonwealth and across the country. In 2010, he used a telethon to raise more than \$1 million for victims of the devastating earthquake in Haiti, and he organized another one in 2012 for victims of Superstorm Sandy. A year after helping raise \$350,000 for charity during the inaugural UK alumni weekend, Calipari was the driving force behind the more than \$1 million that was donated to local and national organizations during the second annual alumni weekend, and then \$1.5 million in 2015.

Author of the New York Times Best Seller “Players First: Coaching from the Inside Out” and “Bounce Back: Overcoming Setbacks to Succeed in Business and in Life,” Calipari is a master of communication and maximizing talent. He lives by the motto that “it’s never a matter of how far you have fallen, but instead it’s about how high you bounce back.”

BIOGRAPHICAL INFORMATION

Date of Birth: Feb. 10, 1959 | **Wife:** Ellen
Children: Erin Sue, Megan Rae, Bradley Vincent

Education

Clarion State (1982)

Head Coaching Experience

University of Massachusetts (1989-96)

New Jersey Nets (NBA) (1997-99)

University of Memphis (2001-09)

University of Kentucky (2010-present)

COACHING AWARDS

- 2015 Naismith Memorial Basketball Hall of Fame Inductee
- 2015 AP National Coach of the Year
- 2015 Naismith National Coach of the Year
- 2015 NABC National Coach of the Year
- 2015 The Sporting News National Coach of the Year
- 2015 Adolph Rupp National Coach of the Year
- 2015 SEC Coach of the Year (AP/Coaches)
- 2015 USBWA District IV Coach of the Year
- 2012 Nell & John Wooden Coach of the Year Leadership Award
- 2012 Naismith National Coach of the Year Finalist
- 2012 SEC Coach of the Year (AP/Coaches)
- 2010 Adolph Rupp National Coach of the Year
- 2010 Naismith National Coach of the Year Finalist
- 2010 SEC Coach of the Year (AP)
- 2010 *Sporting News* SEC Coach of the Year
- 2010 Yahoo! Sports SEC Coach of the Year
- 2010 USBWA District IV Coach of the Year
- 2009 NABC National Co-Coach of the Year
- 2009 *Sports Illustrated* National Coach of the Year
- 2009 Phelan National Coach of the Year
- 2009 Iba National Coach of the Year Finalist
- 2009 C-USA Coach of the Year
- 2008 Naismith National Coach of the Year
- 2008 C-USA Coach of the Year
- 2008 Iba National Coach of the Year Finalist
- 2008 Phelan National Coach of the Year Finalist
- 2007 Phelan National Coach of the Year Finalist
- 2007 USBWA District IV Coach of the Year
- 2007 *Basketball Times* South Region Coach of the Year
- 2006 C-USA Coach of the Year
- 2004 NABC District 7 Coach of the Year
- 1996 Naismith National Coach of the Year
- 1996 NABC National Coach of the Year
- 1996 *The Sporting News* National Coach of the Year
- 1996 Atlantic 10 Coach of the Year
- 1995 Naismith National Coach of the Year Finalist
- 1994 Naismith National Coach of the Year Finalist
- 1994 Atlantic 10 Coach of the Year
- 1993 USBWA District I Coach of the Year
- 1993 Atlantic 10 Coach of the Year
- 1992 Eastern Basketball Coach of the Year



HEAD COACH JOHN CALIPARI

CAL IN CONFERENCE

| SEC COACHES | CONFERENCE | Tournament | Conference |
|--------------------------------|---------------|---------------|-------------------|
| | CHAMPIONSHIPS | Championships | Coach of the Year |
| Avery Johnson, Alabama | 0 | 0 | 0 |
| Mike Anderson, Arkansas | 1 | 1 | 1 |
| Bruce Pearl, Auburn | 7 | 2 | 7 |
| Michael White, Florida | 3 | 0 | 2 |
| Mark Fox, Georgia | 4 | 0 | 3 |
| John Calipari, Kentucky | 13 | 12 | 9 |
| Johnny Jones, LSU | 1 | 2 | 0 |
| Kim Anderson, Missouri | 6 | 4 | 2 |
| Andy Kennedy, Ole Miss | 0 | 1 | 2 |
| Ben Howland, Mississippi State | 7 | 5 | 3 |
| Frank Martin, South Carolina | 0 | 0 | 1 |
| Rick Barnes, Tennessee | 3 | 1 | 5 |
| Billy Kennedy, Texas A&M | 4 | 2 | 3 |
| Kevin Stallings, Vanderbilt | 2 | 3 | 3 |
| TOTALS | 51 | 33 | 41 |

NCAA DIVISION I ACTIVE WINNINGEST COACHES

(On-Court By Percentage - Min. 10 yrs. at Division I level)

| NO. | COACH/TEAM | YRS. | PCT. |
|-----|-------------------------------|-----------|-------------|
| 1. | Mark Few/Gonzaga | 16 | .810 |
| 2. | Roy Williams/UNC | 27 | .788 |
| 3. | John Calipari/Kentucky | 23 | .781 |
| 4. | Mike Krzyzewski/Duke | 40 | .767 |
| 5. | Bo Ryan/Wisconsin | 31 | .764 |

*numbers going into the 2015-16 season

SINCE 2005-06 ...

Since the 2005-06 season, John Calipari's on-court record ranks him as the winningest coach. Totals through Jan. 2.

| COACH | RECORD |
|-------------------------|---------------|
| 1. John Calipari | 338-55 |
| 2. Bill Self | 319-63 |
| 3. Mike Krzyzewski | 310-66 |
| 4. Roy Williams | 294-89 |
| 5. Mark Few | 293-70 |

MISCELLANEOUS ON-COURT RECORDS

Overall Record:646-180 (.782)
 March/April Record:139-40 (.781)
 NCAA Record:47-15 (.770)
 Record in Conference Games:290-86 (.771)
 Record in Conference Tournament:47-12 (.797)

- Calipari owns the most single-season wins with 38, tying his own record (Memphis in '08 and UK in '12) in 2016 with 38 wins
- Calipari is one of two coaches (Roy Williams) in NCAA Division I history to have 400 or more wins in the first 16 years as a head coach. Calipari had 416 wins in his first 16 years
- Calipari is the winningest coach in NCAA Division I history for a five-year span with 173 victories (2008-12)
- Calipari is the first coach in NCAA Division I history to record five straight on-court 30-win seasons. Memphis hit the 30-win plateau from 2006-09
- Calipari is one of only two coaches (Rick Pitino) to lead three different schools to a Final Four
- Calipari is one of only three coaches (John Wooden, Mike Krzyzewski) to go to four Final Fours in five seasons
- Calipari started with a 54-0 record in Rupp Arena as head coach of the Wildcats
- Calipari has 25 players that have been chosen in the NBA Draft (19 first-round picks) over the last six seasons
- Calipari has more wins (327) in a 10-year period (2006-15) than any other coach in college basketball history

CALIPARI VS. ALL OPPONENTS

| | | | |
|--------------------------------|---------------------------------|--------------------------------|------------------------------|
| Alabama 8-3 | George Mason 1-0 | Missouri 5-2 | Southern Cal 3-0 |
| Albany 1-0 | Georgetown 2-1 | Montana State 1-0 | Southern Miss 15-4 |
| Arizona 1-1 | George Washington 8-9 | Morehead State 2-0 | Southwest Texas St. 1-0 |
| Arizona State 0-1 | Georgia 9-2 | Murray State 1-0 | St. Bonaventure 17-1 |
| Arkansas 7-6 | Georgia Tech 1-1 | Nevada 1-0 | St. John's 1-0 |
| Arkansas-Little Rock 3-0 | Gonzaga 4-0 | New Hampshire 5-0 | St. Joseph's 15-5 |
| Arkansas-Pine Bluff 1-0 | Grand Canyon 1-0 | NJIT 1-0 | St. Mary's 1-0 |
| Arkansas State 4-0 | Hampton 1-0 | New Mexico 1-0 | St. Peter's 1-0 |
| Auburn 8-0 | Hartford 2-0 | New Orleans 1-0 | Stanford 3-2 |
| Austin Peay 6-1 | Harvard 1-0 | North Carolina 5-2 | Syracuse 3-2 |
| Baylor 1-2 | Holy Cross 4-1 | North Carolina State 1-0 | TCU 5-1 |
| Belmont 2-0 | Houston 17-3 | North Texas 1-0 | Temple 13-11 |
| Boise State 1-0 | Howard 1-0 | Northeastern 2-1 | Tennessee 12-5 |
| Boston University 7-1 | Illinois 1-1 | Northern Kentucky 1-0 | Tennessee Martin 4-0 |
| Boston College 2-0 | Illinois State 1-0 | Northwestern State 2-0 | Tennessee Tech 1-0 |
| Bradley 1-0 | Indiana 3-1 | Notre Dame 2-1 | Texas 2-2 |
| Bucknell 1-0 | Iowa 0-1 | Oakland 1-0 | Texas A&M 4-1 |
| Buffalo 2-0 | Iowa State 2-0 | Ohio State 1-2 | Texas Arlington 3-0 |
| BYU 1-0 | Jackson State 2-0 | Oklahoma 4-1 | Towson State 1-0 |
| Cal State Northridge 1-0 | Kansas 3-3 | Oklahoma State 0-2 | Tulane 15-0 |
| Central Conn. St. 2-0 | Kansas State 2-0 | Old Dominion 2-0 | Tulsa 11-1 |
| Charlotte 2-3 | Keene State 1-0 | Oral Roberts 1-0 | UAB 14-3 |
| Chattanooga 2-0 | Kentucky 2-4 | Oregon State 1-0 | UCF 6-0 |
| Christian Brothers 2-0 | Lafayette (Pa.) 1-0 | Pennsylvania 3-0 | UCLA 3-2 |
| Cincinnati 6-7 | Lamar 4-0 | Penn State 4-4 | UNC Asheville 2-0 |
| Cleveland State 3-0 | LaSalle 3-0 | Pepperdine 1-0 | UNC Greensboro 1-0 |
| Coastal Carolina 1-0 | LIU-Brooklyn 1-0 | Pittsburgh 2-1 | UNC Wilmington 1-0 |
| Colorado 1-1 | Lipscomb 1-0 | Portland 3-0 | USF 9-1 |
| Colorado State 1-1 | Long Beach State 1-0 | Princeton 2-0 | Utah 1-1 |
| Columbia 1-0 | Louisiana-Lafayette 2-0 | Providence 3-1 | UTEP 6-0 |
| Connecticut 2-5 | Louisiana Tech 1-1 | Purdue 2-1 | Vanderbilt 10-3 |
| Coppin State 1-0 | Louisville 14-6 | Radford 1-0 | Vermont 2-0 |
| Cornell 1-0 | LSU 8-1 | Rhode Island 16-2 | Villanova 2-0 |
| Dartmouth 1-0 | Loyola 1-0 | Rice 4-0 | Virginia 0-1 |
| Dayton 1-0 | Lowell 2-1 | Richmond 1-0 | Virginia Tech 2-0 |
| DePaul 4-2 | Manhattan 2-0 | Rider 1-0 | Wake Forest 2-1 |
| Detroit 1-0 | Marist 2-0 | Robert Morris 2-1 | Washington 1-0 |
| Drexel 2-0 | Marshall 6-0 | Rutgers 11-4 | Western Kentucky 2-0 |
| Duke 1-2 | Marquette 3-1 | Saint Louis 4-3 | West Virginia 12-7 |
| Duquesne 11-4 | Maryland 5-3 | Sam Houston State 1-0 | Wichita State 1-0 |
| East Carolina 7-0 | Massachusetts 1-0 | Samford 3-0 | Winthrop 2-0 |
| East Tennessee State ... 3-0 | Memphis 1-0 | Santa Clara 1-0 | Wisconsin 1-1 |
| Eastern Kentucky 3-0 | Miami (Fla.) 0-1 | Savannah State 1-0 | Wisconsin-Milwaukee . . 1-0 |
| Eastern Michigan 2-0 | Miami (Ohio) 2-0 | Seton Hall 1-0 | Wofford 1-0 |
| Fairfield 1-0 | Michigan 1-0 | Siena 4-0 | Wright State 1-0 |
| Florida 12-5 | Michigan State 1-1 | SMU 8-0 | Xavier 2-2 |
| Florida State 1-1 | Middle Tennessee 3-0 | South Carolina 10-2 | Yale 1-0 |
| Florida Tech 0-1 | Mississippi 12-4 | South Connecticut 1-0 | |
| Fordham 5-0 | Mississippi State 8-0 | South Florida 1-0 | |
| Furman 1-0 | Mississippi Valley St. 1-0 | S. Louisiana 1-0 | |

CALIPARI ERA SINGLE-GAME INDIVIDUAL RECORDS

MOST POINTS

| Pts. | Player vs. Opponent | Date |
|-----------|-----------------------------------|-----------------|
| 35 | Terrence Jones vs. Auburn | 1-11-11 |
| 33 | Jamal Murray vs. Ohio St. | 12-19-15 |
| 32 | Doron Lamb vs. Winthrop | 2-25-12 |
| 30 | Brandon Knight vs. W. Va. | 3-19-11 |
| 29 | Eric Bledsoe vs. ETSU | 3-18-10 |
| 29 | Terrence Jones vs. Oklahoma | 11-22-10 |
| 29 | Julius Randle vs. Belmont | 12-21-13 |
| 28 | Anthony Davis vs. Vanderbilt | 2-25-12 |
| 28 | Archie Goodwin vs. Morehead St. | 11-21-12 |
| 28 | Aaron Harrison vs. Robert Morris | 11-17-13 |
| 27 | DeMarcus Cousins at S. Carolina | 1-26-10 |
| 27 | DeMarcus Cousins vs. S. Houston | 11-19-09 |
| 27 | Anthony Davis vs. Arkansas | 1-17-12 |
| 27 | Terrence Jones at LSU | 1-28-12 |
| 27 | Terrence Jones vs. Notre Dame | 12-8-10 |
| 27 | Julius Randle vs. Michigan St. | 11-12-13 |
| 26 | Aaron Harrison vs. Ole Miss | 1-6-15 |
| 26 | Andrew Harrison vs. Tennessee | 1-18-14 |
| 26 | Brandon Knight at Arkansas | 2-23-11 |
| 26 | Skal Labissiere vs. Albany | 11-14-15 |
| 26 | Doron Lamb vs. Samford | 12-20-11 |
| 26 | Doron Lamb vs. Penn State | 11-19-11 |
| 26 | Kyle Wiltjer at Ole Miss | 1-29-13 |
| 26 | James Young vs. Miss. St. | 1-8-14 |
| 26 | James Young vs. UT Arlington | 11-19-13 |
| 25 | Eric Bledsoe at Florida | 1-12-10 |
| 25 | Terrence Jones at Vanderbilt | 2-12-11 |
| 25 | Terrence Jones vs. ETSU | 11-12-10 |
| 25 | Brandon Knight at Louisville | 12-31-10 |
| 25 | Julius Randle at Ole Miss | 2-18-14 |
| 25 | Karl Towns vs. Notre Dame | 3-28-15 |
| 25 | John Wall vs. UConn | 12-9-09 |

Active: 33, Jamal Murray vs. Ohio St. (12-19-15)
SEC: 35, Terrence Jones vs. Auburn (1-11-11)
Postseason: 30, Brandon Knight vs. WVU (3-19-11)
SEC Tourney: 23, John Wall vs. Alabama (3-12-10)
NCAA Tourney: 30, Brandon Knight vs. WVU (3-19-11)
Rupp Arena: 35, Terrence Jones vs. Auburn (1-11-11)
On the Road: 27, Terrence Jones at LSU (1-28-12)
SEC Road: 27, Terrence Jones at LSU (1-28-12)
Ranked Opp.: 30, Brandon Knight vs. WVU (3-19-11)
Freshman: 35, Terrence Jones vs. Auburn (1-11-11)
Sophomore: 27, Terrence Jones at LSU (1-28-12)
Junior: 24, Darius Miller vs. Florida (2-26-11)
Senior: 24, Julius Mays vs. Missouri (2-23-13)
Opener: 25, Terrence Jones vs. ETSU (11-12-10)
SEC Opener: 26, Aaron Harrison vs. Ole Miss (1-6-15)
***In some cases, the most recent occurrence is listed*

MOST POINTS IN AN SEC GAME

| Pts. | Player vs. Opponent | Date |
|------|---------------------------------|---------|
| 35 | Terrence Jones vs. Auburn | 1-11-11 |
| 28 | Anthony Davis vs. Vanderbilt | 2-25-12 |
| 27 | DeMarcus Cousins at S. Carolina | 1-26-10 |
| 27 | Anthony Davis vs. Arkansas | 1-17-12 |
| 27 | Terrence Jones at LSU | 1-28-12 |
| 26 | Aaron Harrison vs. Ole Miss | 1-6-15 |
| 26 | Andrew Harrison vs. Tennessee | 1-18-14 |
| 26 | Brandon Knight at Arkansas | 2-23-11 |
| 26 | Kyle Wiltjer at Ole Miss | 1-29-13 |
| 26 | James Young vs. Miss. State | 1-8-14 |
| 25 | Eric Bledsoe at Florida | 1-12-10 |
| 25 | Terrence Jones at Vanderbilt | 2-12-11 |
| 25 | Julius Randle at Ole Miss | 2-18-14 |
| 26 | James Young vs. Miss. State | 1-8-14 |
| 25 | Eric Bledsoe at Florida | 1-12-10 |
| 25 | Terrence Jones at Vanderbilt | 2-12-11 |
| 25 | Julius Randle at Ole Miss | 2-18-14 |

MOST POINTS IN A HALF

| Pts. | Player vs. Opponent | Date |
|-----------|--|-----------------|
| 27 | Jamal Murray² vs. Ohio State | 12-19-15 |
| 23 | Julius Randle ² vs. Mich. State | 11-12-13 |
| 22 | Eric Bledsoe ² vs. Morehead St. | 11-13-09 |
| 22 | Terrence Jones ² vs. Auburn | 1-11-11 |
| 20 | DeMarcus Cousins ² vs. Asheville | 11-30-09 |
| 20 | Terrence Jones ² at Georgia | 1-8-11 |
| 19 | Archie Goodwin ² at Louisville | 12-29-12 |
| 19 | Aaron Harrison ¹ vs. R. Morris | 11-17-13 |
| 19 | John Wall ² vs. UConn | 12-9-09 |
| 18 | DeMarcus Cousins ¹ vs. Sam Houston | 11-19-09 |
| 18 | Anthony Davis ² vs. Louisville | 12-31-11 |
| 18 | Anthony Davis ¹ at S. Carolina | 2-4-12 |
| 18 | Josh Harrellson ² at Louisville | 12-31-10 |

| | | |
|-----------|---|-----------------|
| 18 | Aaron Harrison ² vs. Belmont | 12-21-13 |
| 18 | Aaron Harrison ² at Florida | 2-7-15 |
| 18 | Skal Labissiere¹ vs. Albany | 11-14-15 |
| 18 | Kyle Wiltjer ² vs. Loyola | 12-22-11 |

¹ - First Half; ² - Second Half

MOST POINTS OFF THE BENCH

| Pts. | Player vs. Opponent | Date |
|------|------------------------------|----------|
| 35 | Terrence Jones vs. Auburn | 1-11-11 |
| 32 | Doron Lamb vs. Winthrop | 12-22-10 |
| 26 | Kyle Wiltjer at Ole Miss | 1-29-13 |
| 24 | Doron Lamb at North Carolina | 12-4-10 |
| 24 | Kyle Wiltjer vs. Loyola | 12-22-11 |
| 23 | Kyle Wiltjer vs. Lipscomb | 12-15-12 |
| 20 | Doron Lamb vs. ETSU | 11-12-10 |
| 20 | Doron Lamb at Ole Miss | 2-1-11 |

MOST 3-POINTERS MADE

| 3's | Player vs. Opponent | Date |
|----------|----------------------------------|-----------------|
| 8 | Eric Bledsoe vs. ETSU | 3-18-10 |
| 7 | Jamal Murray vs. Ohio St. | 12-19-15 |
| 7 | Doron Lamb vs. Winthrop | 12-22-10 |
| 7 | Kyle Wiltjer vs. Lipscomb | 12-15-12 |
| 7 | Kyle Wiltjer vs. Lafayette | 11-16-12 |

MOST FREE THROWS

| FTs | Player vs. Opponent | Date |
|-----|---------------------------------|----------|
| 13 | Julius Randle vs. Belmont | 12-21-13 |
| 13 | Julius Randle at Ole Miss | 2-18-14 |
| 12 | Anthony Davis vs. Louisville | 12-31-11 |
| 12 | Archie Goodwin vs. Morehead St. | 11-21-12 |
| 12 | Archie Goodwin at Ole Miss | 1-29-13 |
| 12 | Dakari Johnson vs. UT Arlington | 11-25-14 |
| 11 | Aaron Harrison at S. Carolina | 3-1-14 |
| 11 | Terrence Jones vs. LSU | 1-15-11 |
| 11 | Terrence Jones vs. St. John's | 12-1-11 |
| 11 | Julius Randle vs. UNC Asheville | 11-8-13 |

MOST REBOUNDS

| Rebs | Player vs. Opponent | Date |
|------|---------------------------------------|----------|
| 19 | Michael Kidd-Gilchrist vs. Louisville | 12-31-11 |
| 18 | DeMarcus Cousins vs. S. Houston | 11-19-09 |
| 18 | DeMarcus Cousins vs. Louisville | 1-2-10 |
| 18 | Anthony Davis vs. Chattanooga | 12-17-11 |
| 18 | Patrick Patterson vs. Rider | 11-21-09 |
| 17 | Terrence Jones at Washington | 11-23-10 |
| 17 | Terrence Jones vs. N. Dame | 12-8-10 |
| 16 | Anthony Davis vs. Kansas | 4-2-12 |
| 16 | Anthony Davis vs. UALR | 1-3-12 |
| 16 | Nerlens Noel vs. Baylor | 12-1-12 |
| 16 | Julius Randle vs. UNC Asheville | 11-8-13 |
| 16 | Julius Randle vs. LSU | 3-14-14 |
| 15 | DeMarcus Cousins vs. Tennessee | 3-13-10 |
| 15 | Anthony Davis vs. St. John's | 12-1-11 |
| 15 | Terrence Jones vs. UConn | 4-2-11 |
| 15 | Julius Randle vs. R. Morris | 11-17-13 |
| 15 | Julius Randle vs. Cleveland St. | 11-25-13 |
| 15 | Julius Randle vs. LSU | 2-22-14 |
| 15 | Julius Randle at S. Carolina | 3-1-14 |
| 15 | Julius Randle vs. Kansas State | 3-21-14 |

Active: 13, Alex Poythress vs. Eastern Kentucky, 12-9-15
SEC: 15, Julius Randle vs. LSU, 2-22-14
Postseason: 16, Julius Randle vs. LSU, 3-14-14
SEC Tourney: 16, Julius Randle vs. LSU, 3-14-14
NCAA Tourney: 16, Anthony Davis vs. Kanas, 4-2-12
Rupp Arena: 19, Michael Kidd-Gilchrist vs. Louisville, 12-31-11
On the Road: 17, Terrence Jones at Washington, 11-23-10
SEC Road: 15, Julius Randle at S. Carolina, 3-1-14
Ranked Opp.: 19, Michael Kidd-Gilchrist vs. Louisville, 12-31-11
Freshman: 19, Michael Kidd-Gilchrist vs. Louisville, 12-31-11
Sophomore: 13, Dakari Johnson vs. G. Canyon, 11-14-14
Junior: 18, Patrick Patterson vs. Rider, 11-21-09
Senior: 14, Josh Harrellson at Arkansas, 2-23-11
Opener: 16, Julius Randle vs. UNC Ash., 11-8-13
SEC Opener: 12, Willie Cauley-Stein vs. Ole Miss, 1-6-15)
***In some cases, the most recent occurrence is listed*

MOST OFFENSIVE REBOUNDS

| Rebs | Player vs. Opponent | Date |
|------|----------------------------------|----------|
| 9 | Willie Cauley-Stein vs. Arkansas | 2-27-14 |
| 9 | DeMarcus Cousins vs. Ole Miss | 2-2-10 |
| 9 | Patrick Patterson vs. Rider | 11-21-09 |
| 8 | DeMarcus Cousins vs. S. Houston | 11-19-09 |
| 8 | DeMarcus Cousins vs. Vanderbilt | 1-30-10 |
| 8 | Dakari Johnson vs. G. Canyon | 11-14-14 |
| 8 | Patrick Patterson at Indiana | 12-12-09 |

CALIPARI ERA SINGLE-GAME INDIVIDUAL RECORDS

MOST DEFENSIVE REBOUNDS

| Rebs | Player vs. Opponent | Date |
|------|---------------------------------------|----------|
| 15 | Terrence Jones vs. Notre Dame | 12-8-10 |
| 14 | DeMarcus Cousins vs. Louisville | 1-2-10 |
| 13 | Anthony Davis vs. Chattanooga | 12-17-11 |
| 13 | Anthony Davis vs. LSU | 3-9-12 |
| 13 | Michael Kidd-Gilchrist vs. Louisville | 12-31-11 |
| 13 | Terrence Jones vs. Washington | 11-23-10 |
| 12 | Anthony Davis vs. UALR | 1-3-12 |
| 12 | Anthony Davis vs. Louisville | 3-31-12 |
| 12 | Anthony Davis vs. Kansas | 4-2-12 |
| 12 | Julius Randle vs. Kansas State | 3-21-14 |
| 12 | Karl-Anthony Towns vs. Georgia | 2-3-15 |

MOST ASSISTS

| Assts. | Player vs. Opponent | Date |
|-----------|--------------------------------|----------------|
| 16 | John Wall vs. Hartford | 12-29-09 |
| 14 | John Wall vs. UNC Asheville | 11-30-09 |
| 11 | John Wall vs. Rider | 11-21-09 |
| 11 | John Wall vs. E. Tennessee St. | 3-18-10 |
| 10 | Julius Mays vs. Lafayette | 11-16-12 |
| 10 | Marquis Teague vs. Florida | 2-7-12 |
| 10 | Tyler Ulis vs. Ole Miss | 1-2-16 |
| 9 | Archie Goodwin vs. LIU-Brook. | 11-23-12 |
| 9 | Andrew Harrison vs. Georgia | 3-15-14 |
| 9 | Andrew Harrison vs. Auburn | 2-21-15 |
| 9 | Brandon Knight vs. S. Carolina | 2-19-11 |
| 9 | DeAndre Liggins vs. Winthrop | 12-22-10 |
| 9 | Marquis Teague vs. Arkansas | 1-17-12 |
| 9 | Tyler Ulis at UCLA | 12-3-15 |
| 9 | John Wall vs. Vanderbilt | 1-30-10 |
| 9 | John Wall vs. Tennessee | 3-13-10 |
| 9 | John Wall vs. Mississippi St. | 3-14-10 |

Active: 10, Tyler Ulis vs. Ole Miss, 1-2-16
SEC: 10, Tyler Ulis vs. Ole Miss, 1-2-16
Postseason: 11, John Wall vs. E. Tennessee St., 3-18-10
SEC Tourney: 9, Andrew Harrison vs. Georgia, 3-15-14
NCAA Tourney: 11, John Wall vs. E. Tenn. St., 3-18-10
Rupp Arena: 16, John Wall vs. Hartford, 12-29-09
On the Road: 9, Tyler Ulis at UCLA, 12-3-15
SEC Road: 8, Ryan Harrow at Auburn, 1-19-13
Ranked Opp.: 8, Tyler Ulis vs. N. Carolina, 12-13-14
Freshman: 16, John Wall vs. Hartford, 12-29-09
Sophomore: 10, Tyler Ulis vs. Ole Miss, 1-2-16
Junior: 9, DeAndre Liggins vs. Winthrop, 12-22-10
Senior: 10, Julius Mays vs. Lafayette, 11-16-12
Opener: 8, Jamal Murray, vs. Albany, 11-13-15
SEC Opener: 10, Tyler Ulis vs. Ole Miss, 1-2-16

***In some cases, the most recent occurrence is listed*

MOST POINTS-REBOUNDS-ASSISTS

| P-R-A | Player vs. Opponent | Date |
|--------------|---------------------------------------|----------|
| 47 (27-17-3) | Terrence Jones vs. Notre Dame | 12-8-10 |
| 45 (27-18-0) | DeMarcus Cousins vs. Sam Houston | 11-19-09 |
| 45 (29-13-3) | Terrence Jones vs. Oklahoma | 11-22-10 |
| 44 (24-19-1) | Michael Kidd-Gilchrist vs. Louisville | 12-31-11 |
| 42 (35-8-0) | Terrence Jones vs. Auburn | 1-11-11 |
| 41 (27-14-0) | Anthony Davis vs. Arkansas | 1-17-12 |
| 41 (27-13-1) | Julius Randle vs. Michigan State | 11-12-13 |
| 41 (26-10-5) | James Young vs. Mississippi State | 1-8-14 |
| 40 (22-9-9) | Archie Goodwin vs. LIU-Brooklyn | 11-23-12 |
| 40 (23-16-1) | Julius Randle vs. UNC Asheville | 11-8-13 |
| 39 (27-12-0) | DeMarcus Cousins at South Carolina | 1-26-10 |
| 39 (18-18-3) | DeMarcus Cousins vs. Louisville | 1-2-10 |
| 39 (28-11-0) | Anthony Davis vs. Vanderbilt | 2-25-12 |
| 39 (22-16-1) | Anthony Davis vs. UALR | 1-3-12 |
| 39 (23-14-2) | Josh Harrellson at Louisville | 12-31-10 |
| 39 (25-12-2) | Terrence Jones vs. ETSU | 11-12-10 |
| 39 (26-8-5) | Brandon Knight at Arkansas | 2-23-11 |
| 39 (29-10-0) | Julius Randle vs. Belmont | 12-21-13 |
| 39 (22-14-3) | Julius Randle vs. Northern Ky. | 11-10-13 |
| 38 (28-6-4) | Archie Goodwin vs. Morehead St. | 11-21-12 |
| 38 (19-18-1) | Patrick Patterson vs. Rider | 11-21-09 |
| 38 (25-13-0) | Julius Randle at Ole Miss | 2-18-14 |
| 38 (21-6-11) | John Wall vs. Rider | 11-21-09 |

MOST MINUTES WITHOUT A TURNOVER

| Mins. | Player vs. Opponent | Date |
|-----------|---------------------------------------|-----------------|
| 44 | Darius Miller at Arkansas | 2-23-11 |
| 41 | Aaron Harrison vs. LSU | 2-22-14 |
| 40 | Tyler Ulis vs. Duke | 11-17-15 |
| 40 | Aaron Harrison vs. Ole Miss | 1-6-15 |
| 40 | Alex Poythress vs. Missouri | 2-23-13 |
| 39 | Anthony Davis vs. Alabama | 1-21-12 |
| 39 | Ryan Harrow at Louisville | 12-29-12 |
| 39 | Michael Kidd-Gilchrist vs. Louisville | 12-31-11 |

39 Nerlens Noel vs. Texas A&M 1-12-13

MOST BLOCKED SHOTS

| Blks. | Player vs. Opponent | Date |
|-------|-------------------------------------|----------|
| 12 | Nerlens Noel at Ole Miss | 1-29-13 |
| 9 | Willie Cauley-Stein vs. Boise State | 12-10-13 |
| 9 | Willie Cauley-Stein vs. Providence | 12-1-13 |
| 8 | Anthony Davis at S. Carolina | 2-4-12 |
| 8 | Anthony Davis vs. St. John's | 12-1-11 |
| 8 | Nerlens Noel at Alabama | 1-22-13 |
| 7 | Willie Cauley-Stein vs. E. Michigan | 11-27-13 |
| 7 | Willie Cauley-Stein vs. Missouri | 2-23-13 |
| 7 | Anthony Davis vs. WKU | 3-15-12 |
| 7 | Anthony Davis at Vanderbilt | 2-11-12 |
| 7 | Anthony Davis vs. Tennessee | 1-31-12 |
| 7 | Anthony Davis vs. Arkansas | 1-17-12 |
| 7 | Anthony Davis vs. S. Carolina | 1-7-12 |
| 7 | Anthony Davis vs. Kansas | 11-15-11 |
| 7 | Nerlens Noel at Auburn | 1-19-13 |
| 7 | Nerlens Noel vs. Texas A&M | 1-12-13 |
| 7 | Nerlens Noel vs. Lipscomb | 12-15-12 |
| 7 | Nerlens Noel vs. Portland | 12-8-12 |
| 7 | Karl-Anthony Towns vs. Vanderbilt | 1-20-15 |

Active: 5, Marcus Lee vs. Arizona State, 12-12-15
SEC: 12, Nerlens Noel at Ole Miss, 1-29-13
Postseason: 7, Anthony Davis vs. WKU, 3-15-12
SEC Tourney: 6, Anthony Davis vs. LSU, 3-11-12
NCAA Tourney: 7, Anthony Davis vs. WKU, 3-15-12
Rupp Arena: 9, Willie Cauley-Stein vs. Boise St., 12-10-13
On the Road: 12, Nerlens Noel at Ole Miss, 1-29-13
SEC Road: 12, Nerlens Noel at Ole Miss, 1-29-13
Ranked Opp.: 12, Nerlens Noel at Ole Miss, 1-29-13
Freshman: 12, Nerlens Noel at Ole Miss, 1-29-13
Sophomore: 9, Willie Cauley-Stein vs. Boise St., 12-10-13
Junior: 5, Marcus Lee vs. Arizona State, 12-12-15
Senior: 6, Josh Harrellson vs. Penn, 1-3-11
Opener: 5, Anthony Davis vs. Marist, 11-11-11
SEC Opener: 7, Anthony Davis vs. S. Carolina, 1-7-12

***In some cases, the most recent occurrence is listed*

MOST STEALS

| Stls. | Player vs. Opponent | Date |
|----------|---------------------------------|---------------|
| 6 | Willie Cauley-Stein vs. Georgia | 1-25-14 |
| 6 | Nerlens Noel vs. Baylor | 12-1-12 |
| 6 | John Wall vs. UConn | 12-9-09 |
| 6 | John Wall vs. UNC Asheville | 11-30-09 |
| 6 | Tyler Ulis vs. Ole Miss | 1-2-16 |
| 5 | Willie Cauley-Stein vs. Texas | 12-5-14 |
| 5 | Aaron Harrison vs. Arkansas | 2-28-15 |
| 5 | DeAndre Liggins vs. Tennessee | 2-8-11 |
| 5 | Darius Miller at Portland | 11-19-10 |

Active: 6, Tyler Ulis vs. Ole Miss, 1-2-16
SEC: 6, Tyler Ulis vs. Ole Miss, 1-2-16
Postseason: 5, John Wall vs. Miss. State, 3-14-10
SEC Tourney: 5, John Wall vs. Miss. State, 3-14-10
NCAA Tourney: 4, Andrew Harrison vs. W. Virginia, 3-26-15
Rupp Arena: 6, Tyler Ulis vs. Ole Miss, 1-2-16
On the Road: 5, Darius Miller at Portland, 11-19-10
SEC Road: 3, Andrew Harrison at Florida, 3-8-14
Ranked Opp.: 5, Aaron Harrison vs. Arkansas, 2-28-15
Freshman: 6, Nerlens Noel vs. Baylor, 12-1-12
Sophomore: 6, Tyler Ulis vs. Ole Miss, 1-2-16
Junior: 5, Willie Cauley-Stein vs. Texas, 12-5-14
Senior: 4, Josh Harrellson vs. Princeton, 3-17-11
Opener: 4, Aaron Harrison vs. UNC Asheville, 11-8-13
SEC Opener: 6, Tyler Ulis vs. Ole Miss, 1-2-16

***In some cases, the most recent occurrence is listed*

CALIPARI ERA LARGEST MARGINS

VICTORY MARGINS

| Margin (Score) | Opponent | Date |
|----------------|-----------------|----------|
| +58 (86-28) | Montana State | 11/13/14 |
| +52 (101-49) | Lafayette | 11/16/12 |
| +50 (108-58) | Marist | 11/11/11 |
| +49 (86-37) | Missoui | 1/13/15 |
| +48 (92-44) | UT Arlington | 11/25/14 |
| +48 (88-40) | Radford | 11/23/11 |
| +44 (88-44) | Drexel | 12/21/09 |
| +43 (104-61) | Hartford | 12/29/09 |
| +40 (85-45) | Grand Canyon | 11/14/14 |
| +39 (83-44) | vs. UCLA | 12/20/14 |
| +39 (78-39) | vs. W. Virginia | 3/26/15 |

IN RUPP ARENA

| Margin (Score) | Opponent | Date |
|----------------|---------------|----------|
| +58 (86-28) | Montana State | 11/13/14 |
| +52 (101-49) | Lafayette | 11/16/12 |
| +50 (108-58) | Marist | 11/11/11 |
| +49 (86-37) | Missoui | 1/13/15 |
| +48 (92-44) | UT Arlington | 11/25/14 |
| +48 (88-40) | Radford | 11/23/11 |
| +44 (88-44) | Drexel | 12/21/09 |
| +43 (104-61) | Hartford | 12/29/09 |
| +40 (85-45) | Grand Canyon | 11/14/14 |
| +38 (87-49) | Robert Morris | 11/17/13 |
| +38 (88-50) | Lipscomb | 12/15/12 |
| +38 (82-44) | LSU | 1/15/11 |

IN SEC PLAY

| Margin (Score) | Opponent | Date |
|----------------|-------------------|---------|
| +49 (86-37) | Missoui | 1/13/15 |
| +38 (82-44) | LSU | 1/15/11 |
| +35 (110-75) | Auburn | 2/21/15 |
| +34 (77-43) | South Carolina | 2/14/15 |
| +34 (86-52) | at South Carolina | 2/4/12 |
| +31 (90-59) | South Carolina | 2/19/11 |
| +31 (101-70) | Arkansas | 1/23/10 |
| +30 (43-36) | Mississippi State | 2/27/13 |
| +30 (79-49) | Georgia | 3/1/12 |
| +26 (81-55) | at LSU | 2/6/10 |

ON THE ROAD

| Margin (Score) | Opponent | Date |
|----------------|----------------------|----------|
| +34 (86-52) | at South Carolina | 2/4/12 |
| +31 (79-48) | at Portland | 11/19/10 |
| +26 (81-55) | at LSU | 2/6/10 |
| +24 (74-50) | at LSU | 1/28/12 |
| +22 (70-48) | at Alabama | 1/17/15 |
| +22 (75-53) | at Auburn | 1/19/13 |
| +18 (66-48) | at Tennessee | 2/17/15 |
| +18 (74-56) | at Mississippi State | 2/25/15 |
| +17 (90-73) | at Indiana | 12/12/09 |
| +16 (69-53) | at Missouri | 1/29/15 |

NEUTRAL SITE

| Margin (Score) | Opponent | Date |
|----------------|-----------------|----------|
| +39 (83-44) | vs. UCLA | 12/20/14 |
| +39 (78-39) | vs. W. Virginia | 3/26/15 |
| +38 (85-47) | vs. Penn State | 11/19/11 |
| +32 (72-40) | vs. Kansas | 11/18/14 |
| +30 (90-60) | vs. Wake Forest | 3/20/10 |
| +29 (74-45) | vs. Tennessee | 3/13/10 |
| +29 (100-71) | vs. ETSU | 3/18/10 |
| +24 (91-67) | vs. Auburn | 3/14/15 |
| +23 (79-56) | vs. Hampton | 3/19/15 |
| +22 (73-52) | vs. Little Rock | 1/3/12 |

ON THE ROAD IN THE SEC

| Margin (Score) | Opponent | Date |
|----------------|----------------------|---------|
| +34 (86-52) | at South Carolina | 2/4/12 |
| +26 (81-55) | at LSU | 2/6/10 |
| +24 (74-50) | at LSU | 1/28/12 |
| +22 (75-53) | at Auburn | 1/19/13 |
| +22 (70-48) | at Alabama | 1/17/15 |
| +18 (66-48) | at Tennessee | 2/17/15 |
| +18 (74-56) | at Mississippi State | 2/25/15 |
| +16 (69-53) | at Missouri | 1/29/15 |
| +15 (68-53) | at Auburn | 1/11/12 |
| +15 (74-59) | at Florida | 3/4/12 |
| +15 (58-43) | at South Carolina | 1/24/15 |

SEC TOURNAMENT

| Margin (Score) | Opponent | Date |
|----------------|---------------|---------|
| +29 (74-45) | vs. Tennessee | 3/13/10 |
| +24 (91-67) | vs. Auburn | 3/14/15 |
| +18 (85-67) | vs. LSU | 3/14/14 |
| +16 (70-54) | vs. Florida | 3/13/11 |
| +15 (64-49) | vs. Florida | 3/13/15 |
| +15 (78-63) | vs. Arkansas | 3/15/15 |
| +14 (72-58) | vs. Alabama | 3/12/11 |
| +12 (70-58) | vs. Georgia | 3/15/14 |
| +9 (60-51) | vs. LSU | 3/9/12 |
| +9 (75-66) | vs. Ole Miss | 3/11/11 |

NCAA TOURNAMENT

| Margin (Score) | Opponent | Date |
|----------------|-----------------|---------|
| +39 (78-39) | vs. W. Virginia | 3/26/15 |
| +30 (90-60) | vs. Wake Forest | 3/20/10 |
| +29 (100-71) | vs. ETSU | 3/18/10 |
| +23 (79-56) | vs. Hampton | 3/19/15 |
| +17 (62-45) | vs. Cornell | 3/25/10 |
| +16 (87-71) | vs. Iowa State | 3/17/12 |
| +15 (81-66) | vs. WKU | 3/15/12 |
| +13 (64-51) | vs. Cincinnati | 3/21/15 |
| +12 (102-90) | vs. Indiana | 3/23/12 |
| +12 (82-70) | vs. Baylor | 3/25/12 |

KENTUCKY'S 100-POINT GAMES

| Points (Score) | Opponent | Date |
|----------------|------------------|----------|
| 110 (110-75) | Auburn | 2/21/15 |
| 108 (108-58) | Marist | 11/11/11 |
| 105 (105-76) | UT Arlington | 11/19/13 |
| 104 (104-61) | Hartford | 12/29/09 |
| 104 (104-75) | LIU Brooklyn | 11/23/12 |
| 102 (102-92) | Rider | 11/21/09 |
| 102 (102-90) | Indiana | 3/23/12 |
| 101 (101-70) | Arkansas | 1/23/10 |
| 101 (101-49) | Lafayette | 11/16/12 |
| 100 (100-71) | E. Tennessee St. | 3/18/10 |

YEAR BY YEAR 100-POINT SCORING GAMES

| Year | No. |
|------|-----|
| 2010 | 4 |
| 2011 | 0 |
| 2012 | 2 |
| 2013 | 2 |
| 2014 | 1 |
| 2015 | 1 |
| 2016 | 0 |

CALIPARI ERA SINGLE-GAME TEAM RECORDS

MOST FIELD GOALS

| FGs. | Opp. | Date |
|------|---------------|----------|
| 46 | Marist | 11/11/11 |
| 44 | Auburn | 2/21/15 |
| 42 | LIU-Brooklyn | 11/23/12 |
| 41 | Hartford | 12/29/09 |
| 40 | Lafayette | 11/16/12 |
| 38 | Wake Forest | 3/20/10 |
| 37 | Arkansas | 1/23/10 |
| 36 | Sam Houston | 11/19/09 |
| 36 | vs. UNC Ashe. | 11/30/09 |
| 36 | at Florida | 1/12/10 |

FEWEST FIELD GOALS

| FGs. | Opp. | Date |
|------|----------------|----------|
| 14 | at S. Carolina | 3/1/14 |
| 16 | Alabama | 3/4/14 |
| 17 | Louisville | 12/31/11 |
| 17 | at Auburn | 2/12/14 |
| 18 | vs. LSU | 3/9/12 |
| 18 | vs. Vanderbilt | 3/15/13 |
| 18 | vs. Florida | 3/16/14 |
| 18 | vs. UConn | 4/7/14 |
| 18 | at Texas A&M | 1/10/15 |
| 18 | at S. Carolina | 1/24/15 |

MOST FIELD-GOAL ATTEMPTS

| FGs. | Opp. | Date |
|------|--------------|----------|
| 77 | Arkansas | 1/23/10 |
| 76 | Arkansas | 2/27/14 |
| 75 | Marist | 11/11/11 |
| 73 | at LSU | 1/28/14 |
| 71 | at Georgia | 1/8/11 |
| 71 | at Arkansas | 2/23/11 |
| 71 | Baylor | 12/1/12 |
| 70 | at Florida | 1/12/10 |
| 70 | LSU | 1/15/11 |
| 70 | Grand Canyon | 11/14/14 |

FEWEST FIELD-GOAL ATTEMPTS

| FGs. | Opp. | Date |
|------|-------------------|----------|
| 39 | at S. Carolina | 1/24/15 |
| 40 | at R. Morris | 3/19/13 |
| 41 | Tennessee | 1/31/12 |
| 41 | Alabama | 1/31/15 |
| 42 | vs. Cleveland St. | 11/24/09 |
| 42 | vs. LSU | 3/9/12 |
| 42 | vs. Providence | 12/1/13 |
| 42 | Florida | 2/15/14 |
| 43 | at Auburn | 1/16/10 |
| 43 | at Arkansas | 3/2/13 |

MOST FREE THROWS

| FTs. | Opp. | Date |
|------|-----------------------|-----------------|
| 35 | vs. Indiana | 3/23/12 |
| 33 | at S. Carolina | 3/1/14 |
| 32 | Louisville | 12/31/11 |
| 31 | Indiana | 12/11/10 |
| 31 | Morehead St. | 11/21/12 |
| 30 | vs. Baylor | 3/25/12 |
| 30 | UNC Asheville | 11/8/13 |
| 30 | vs. Auburn | 3/14/15 |
| 29 | at N. Carolina | 12/14/13 |
| 29 | Illinois State | 11/30/15 |

FEWEST FREE THROWS

| FTs. | Opp. | Date |
|------|-----------------|----------|
| 4 | vs. UConn | 4/2/11 |
| 6 | vs. Princeton | 3/17/11 |
| 6 | at Alabama | 1/22/13 |
| 6 | at Florida | 2/12/13 |
| 6 | vs. Michigan | 3/30/14 |
| 7 | vs. Wake Forest | 3/20/10 |
| 7 | at Georgia | 1/24/12 |
| 7 | at Florida | 3/4/12 |
| 7 | vs. UCLA | 12/20/14 |
| 7 | at LSU | 2/10/15 |

MOST FREE-THROW ATTEMPTS

| FTs. | Opp. | Date |
|-----------|-----------------------|-----------------|
| 48 | UNC Asheville | 11/8/13 |
| 46 | Illinois State | 11/30/15 |
| 44 | Indiana | 12/11/10 |
| 44 | vs. Baylor | 3/25/12 |
| 43 | Louisville | 12/31/11 |
| 43 | at N. Carolina | 12/14/13 |
| 42 | at S. Carolina | 3/1/14 |
| 41 | Morehead St. | 11/21/12 |
| 41 | vs. LSU | 3/14/14 |
| 40 | Alabama | 1/21/12 |
| 40 | E. Michigan | 11/27/13 |
| 40 | at Arkansas | 1/14/14 |
| 40 | at Auburn | 2/12/14 |
| 40 | Ole Miss | 1/6/15 |

FEWEST FREE-THROW ATTEMPTS

| FTs. | Opp. | Date |
|------|-----------------|---------|
| 10 | vs. Wisconsin | 4/4/15 |
| 11 | vs. Princeton | 3/17/11 |
| 11 | Georgia | 3/1/12 |
| 11 | Florida | 2/7/12 |
| 11 | at Florida | 3/4/12 |
| 11 | at Alabama | 1/22/13 |
| 11 | at Florida | 2/12/13 |
| 11 | Mississippi St. | 2/27/13 |
| 11 | vs. Michigan | 3/30/14 |
| 11 | at LSU | 2/10/15 |

MOST 3-POINTERS

| 3s. | Opp. | Date |
|-----|-----------------|----------|
| 15 | vs. ETSU | 3/18/10 |
| 15 | Georgia | 3/1/12 |
| 14 | Hartford | 12/29/09 |
| 13 | ETSU | 11/12/10 |
| 12 | Vanderbilt | 1/30/10 |
| 12 | Winthrop | 12/22/10 |
| 12 | vs. N. Carolina | 3/27/11 |
| 12 | Chattanooga | 12/17/11 |
| 12 | vs. UCLA | 12/20/14 |

FEWEST 3-POINTERS

| 3s. | Opp. | Date |
|-----|-------------|---------|
| 1 | vs. Alabama | 3/12/10 |
| 1 | Tennessee | 1/31/12 |
| 1 | vs. LSU | 3/9/12 |
| 1 | LSU | 2/22/14 |
| 1 | Texas | 12/5/14 |

MOST 3-POINT ATTEMPTS

| 3s. | Opp. | Date |
|-----|-----------------|----------|
| 33 | Arkansas | 1/23/10 |
| 33 | vs. ETSU | 3/18/10 |
| 33 | Chattanooga | 12/17/11 |
| 32 | vs. W. Virginia | 3/27/10 |
| 28 | Hartford | 12/29/09 |
| 28 | vs. Vanderbilt | 3/11/12 |
| 28 | Alabama | 3/4/14 |
| 28 | at Texas A&M | 1/10/15 |
| 27 | vs. UConn | 4/2/11 |
| 27 | Georgia | 3/1/12 |

FEWEST 3-POINT ATTEMPTS

| 3s. | Opp. | Date |
|-----|----------------|----------|
| 5 | at Tennessee | 1/14/12 |
| 5 | vs. Wisconsin | 4/5/14 |
| 5 | vs. Wisconsin | 4/4/15 |
| 6 | Vanderbilt | 1/20/15 |
| 6 | Florida | 3/7/15 |
| 7 | at Indiana | 12/10/11 |
| 7 | vs. Louisville | 3/31/12 |
| 7 | Providence | 11/30/14 |
| 7 | at Missouri | 1/29/15 |

MOST REBOUNDS

| Rebs. | Opp. | Date |
|-----------|----------------|-----------------|
| 59 | Arkansas | 1/23/10 |
| 57 | Louisville | 12/31/11 |
| 56 | Robert Morris | 11/17/13 |
| 54 | NJIT | 11/14/15 |
| 53 | at LSU | 2/6/10 |
| 53 | at Miss. State | 2/16/10 |
| 53 | Montana St. | 11/23/14 |
| 53 | at Texas A&M | 1/10/15 |
| 52 | E. Michigan | 1/2/13 |
| 52 | E. Michigan | 11/27/13 |

FEWEST REBOUNDS

| Rebs. | Opp. | Date |
|-------|-----------------|----------|
| 21 | at Tennessee | 2/16/13 |
| 21 | Alabama | 1/31/15 |
| 22 | vs. Wisconsin | 4/4/15 |
| 24 | Tennessee | 1/18/14 |
| 24 | North Carolina | 12/13/14 |
| 24 | Georgia | 2/3/15 |
| 25 | at R. Morris | 3/19/13 |
| 25 | vs. Baylor | 12/6/13 |
| 26 | Mississippi St. | 2/15/11 |
| 26 | vs. Princeton | 3/17/11 |

MOST OFFENSIVE REBOUNDS

| Rebs. | Opp. | Date |
|-----------|-----------------|-----------------|
| 26 | Arkansas | 2/27/14 |
| 24 | vs. W. Virginia | 3/27/10 |
| 24 | Grand Canyon | 11/14/14 |
| 22 | Arkansas | 1/23/10 |
| 22 | at Auburn | 2/2/14 |
| 22 | NJIT | 11/14/15 |
| 21 | at Indiana | 12/12/09 |
| 21 | Baylor | 12/12/12 |
| 21 | at S. Carolina | 3/1/14 |
| 21 | Columbia | 12/10/14 |

FEWEST OFFENSIVE REBOUNDS

| Rebs. | Opp. | Date |
|-------|-------------------|---------|
| 3 | at S. Carolina | 1/24/14 |
| 5 | Georgia | 1/29/11 |
| 5 | Mississippi State | 2/15/11 |
| 5 | Alabama | 1/31/15 |
| 5 | Georgia | 2/3/15 |
| 6 | at Florida | 2/5/11 |
| 6 | vs. Princeton | 3/17/11 |
| 6 | Tennessee | 1/31/12 |
| 6 | vs. Louisville | 3/31/12 |
| 6 | at Florida | 3/8/14 |
| 6 | vs. Wisconsin | 4/4/15 |

MOST DEFENSIVE REBOUNDS

| Rebs. | Opp. | Date |
|-------|-------------------|----------|
| 39 | E. Michigan | 1/2/13 |
| 39 | Robert Morris | 11/17/13 |
| 38 | vs. Cleveland St. | 11/24/09 |
| 38 | EKU | 12/7/14 |
| 38 | vs. Hampton | 3/19/15 |
| 37 | Arkansas | 1/23/10 |
| 37 | Louisville | 12/31/11 |
| 37 | at Texas A&M | 1/10/15 |
| 36 | Marist | 11/11/11 |
| 36 | Radford | 11/23/11 |

FEWEST DEFENSIVE REBOUNDS

| Rebs. | Opp. | Date |
|-------|----------------|----------|
| 9 | at Tennessee | 2/16/13 |
| 13 | North Carolina | 12/13/14 |
| 15 | at Alabama | 1/18/11 |
| 15 | vs. Baylor | 12/6/13 |
| 16 | vs. UConn | 11/24/10 |
| 16 | at Auburn | 1/11/12 |
| 16 | Texas A&M | 1/12/13 |
| 16 | Alabama | 1/31/15 |
| 16 | vs. Wisconsin | 4/4/15 |

CALIPARI ERA SINGLE-GAME TEAM RECORDS

MOST ASSISTS

| Assts. | Opp. | Date |
|--------|--------------|----------|
| 30 | Hartford | 12/29/09 |
| 28 | vs. UNC Ash. | 11/30/09 |
| 28 | LIU-Brooklyn | 11/23/12 |
| 25 | vs. UCLA | 12/20/14 |
| 25 | Auburn | 2/21/15 |
| 24 | vs. ETSU | 3/18/10 |
| 24 | Marist | 11/11/11 |
| 24 | Boston | 11/21/14 |
| 23 | Lafayette | 11/16/12 |
| 23 | Samford | 12/4/12 |

FEWEST ASSISTS

| Assts. | Opp. | Date |
|--------|----------------|----------|
| 5 | LSU | 2/22/14 |
| 6 | Vanderbilt | 3/1/11 |
| 7 | vs. Washington | 11/23/10 |
| 7 | at Tennessee | 1/14/12 |
| 7 | Vanderbilt | 2/20/13 |
| 7 | vs. Vanderbilt | 3/15/13 |
| 7 | Boise State | 12/10/13 |
| 7 | at Auburn | 2/12/14 |
| 7 | Arkansas | 2/27/14 |
| 7 | vs. Florida | 3/13/15 |
| 7 | vs. Wisconsin | 4/4/15 |

MOST TURNOVERS

| TOS. | Opp. | Date |
|------|-------------------|----------|
| 24 | Morehead St. | 11/13/09 |
| 23 | Sam Houston | 11/19/09 |
| 21 | North Carolina | 12/5/09 |
| 21 | vs. ODU | 11/20/11 |
| 21 | Louisville | 12/31/11 |
| 20 | vs. Cleveland St. | 11/24/09 |
| 20 | E. Michigan | 11/27/13 |
| 20 | Albany | 11/13/15 |

FEWEST TURNOVERS

| TOS. | Opp. | Date |
|------|----------------|----------|
| 3 | at S. Carolina | 2/4/12 |
| 3 | at Georgia | 3/3/15 |
| 4 | Portland | 11/26/11 |
| 4 | vs. Wisconsin | 4/5/14 |
| 4 | Columbia | 12/10/14 |
| 5 | Alabama | 1/31/15 |

MOST BLOCKS

| Blks. | Opp. | Date |
|-------|-------------|----------|
| 18 | St. John's | 12/1/11 |
| 14 | at Georgia | 3/3/10 |
| 13 | Marist | 11/11/11 |
| 13 | vs. Kansas | 11/15/11 |
| 13 | Arkansas | 1/17/12 |
| 13 | at Ole Miss | 1/29/13 |
| 13 | vs. UCLA | 12/20/14 |

FEWEST BLOCKS

| Blks. | Opp. | Date |
|-------|----------------|----------|
| 1 | at Florida | 3/8/14 |
| 1 | vs. Wisconsin | 4/5/14 |
| 1 | at Missouri | 1/29/15 |
| 1 | Alabama | 1/31/15 |
| 1 | Wright State | 11/20/15 |
| 2 | vs. Notre Dame | 12/8/10 |
| 2 | at Georgia | 3/7/13 |
| 2 | vs. Vanderbilt | 3/15/13 |
| 2 | at Vanderbilt | 1/11/14 |
| 2 | vs. Georgia | 3/15/14 |
| 2 | vs. Louisville | 3/28/14 |
| 2 | at Florida | 2/7/15 |
| 2 | vs. Ole Miss | 1/2/16 |

MOST STEALS

| Stls. | Opp. | Date |
|-------|----------------|----------|
| 15 | Lafayette | 11/16/12 |
| 13 | vs. UConn | 12/9/09 |
| 13 | vs. Ole Miss | 1/2/16 |
| 12 | vs. UNC Ash. | 11/30/09 |
| 12 | Georgia | 1/9/10 |
| 12 | vs. Cornell | 3/25/10 |
| 12 | Portland | 11/26/11 |
| 12 | Lipscomb | 12/15/12 |
| 12 | Providence | 11/30/14 |
| 12 | North Carolina | 12/13/14 |
| 12 | Boston U. | 11/24/15 |

FEWEST STEALS

| Stls. | Opp. | Date |
|-------|------------------|----------|
| 0 | vs. Baylor | 12/16/13 |
| 1 | Florida | 2/26/11 |
| 1 | vs. W. Virginia | 3/19/11 |
| 1 | at R. Morris | 3/19/13 |
| 1 | vs. Michigan St. | 11/12/13 |

MOST PERSONAL FOULS

| Fls. | Opp. | Date |
|------|-----------------|----------|
| 31 | at N. Carolina | 12/14/13 |
| 31 | at Arkansas | 1/14/14 |
| 29 | at S. Carolina | 3/1/14 |
| 28 | Vanderbilt | 1/30/10 |
| 27 | vs. W. Virginia | 3/27/10 |
| 27 | at UCLA | 12/3/15 |
| 26 | at N. Carolina | 12/4/10 |
| 26 | at Georgia | 3/7/13 |
| 26 | Texas | 12/5/14 |
| 26 | at Texas A&M | 1/10/15 |
| 26 | vs. Auburn | 3/14/15 |

FEWEST PERSONAL FOULS

| Fls. | Opp. | Date |
|------|---------------|----------|
| 7 | Hartford | 12/29/09 |
| 8 | vs. UNC Ash. | 11/30/09 |
| 8 | Drexel | 12/21/09 |
| 8 | Winthrop | 12/22/10 |
| 8 | vs. Princeton | 3/17/11 |
| 8 | vs. Florida | 3/10/12 |
| 8 | Lafayette | 11/16/12 |
| 8 | Montana St. | 11/23/14 |

HIGHEST FIELD-GOAL PCT.

| Pct. | Opp. | Date |
|------|-----------------|----------|
| .677 | LIU-Brooklyn | 11/23/12 |
| .647 | Auburn | 2/21/15 |
| .645 | Lafayette | 11/16/12 |
| .643 | vs. Providence | 12/1/13 |
| .614 | South Carolina | 2/5/13 |
| .613 | Marist | 11/11/11 |
| .603 | Hartford | 12/29/09 |
| .603 | vs. Wake Forest | 3/20/10 |
| .600 | Sam Houston | 11/19/09 |
| .593 | Boston | 11/30/10 |

LOWEST FIELD-GOAL PCT.

| Pct. | Opp. | Date |
|------|-----------------|----------|
| .269 | at S. Carolina | 3/1/14 |
| .281 | at Texas A&M | 1/10/15 |
| .296 | Baylor | 12/1/12 |
| .298 | Louisville | 12/31/11 |
| .309 | at Auburn | 2/12/14 |
| .327 | Alabama | 3/4/14 |
| .339 | vs. UConn | 4/2/11 |
| .342 | Arkansas | 2/27/14 |
| .343 | vs. W. Virginia | 3/27/10 |
| .346 | vs. Vanderbilt | 3/15/13 |

HIGHEST FREE-THROW PCT.

| Pct. | Opp. | Date |
|-------|----------------|----------|
| 1.000 | Austin Peay | 12/19/09 |
| 1.000 | Florida | 2/7/12 |
| .958 | Tennessee | 1/18/14 |
| .955 | at Florida | 2/7/15 |
| .946 | vs. Indiana | 3/23/12 |
| .923 | at Miss. State | 2/25/15 |

| | | |
|------|---------------|----------|
| .900 | at Ole Miss | 2/18/14 |
| .900 | vs. Wisconsin | 4/4/15 |
| .895 | Drexel | 12/21/09 |
| .889 | Tennessee | 1/31/12 |
| .889 | at Alabama | 1/17/15 |

min 10 attempts

LOWEST FREE-THROW PCT.

| Pct. | Opp. | Date |
|------|-----------------|----------|
| .333 | vs. UConn | 4/2/11 |
| .391 | ETSU | 11/12/10 |
| .412 | vs. Wake Forest | 3/20/10 |
| .471 | Providence | 11/30/14 |
| .478 | at Louisville | 12/29/12 |
| .500 | vs. Oklahoma | 11/22/10 |
| .500 | vs. Vanderbilt | 3/15/13 |
| .500 | vs. Georgia | 3/15/14 |
| .500 | vs. Ole Miss | 1/2/16 |
| .522 | vs. Baylor | 12/6/13 |

min 10 attempts

HIGHEST 3-POINT PERCENTAGE

| Pct. | Opp. | Date |
|------|--------------|----------|
| .692 | Drexel | 12/21/09 |
| .667 | Austin Peay | 12/19/09 |
| .636 | vs. Michigan | 3/30/14 |
| .625 | Boston | 11/30/10 |
| .600 | Florida | 2/7/12 |
| .583 | at Florida | 2/5/11 |
| .583 | vs. Arkansas | 3/15/15 |
| .579 | Lafayette | 11/16/12 |
| .571 | at Missouri | 2/1/14 |
| .563 | vs. Georgia | 3/15/14 |

min 10 attempts

LOWEST 3-POINT PERCENTAGE

| Pct. | Opp. | Date |
|------|-----------------|----------|
| .077 | vs. Alabama | 3/12/10 |
| .083 | Texas | 12/5/14 |
| .091 | at Tennessee | 2/27/10 |
| .100 | Tennessee | 1/31/12 |
| .118 | Columbia | 12/10/14 |
| .125 | vs. Cornell | 3/25/10 |
| .125 | vs. W. Virginia | 3/27/10 |
| .125 | vs. LSU | 3/9/12 |
| .143 | Louisville | 1/2/10 |
| .143 | Georgia | 1/9/10 |

min 10 attempts

HIGHEST REBOUND MARGIN

| Mg. | Opp. | Date |
|-----|------------------|----------|
| +31 | NIJT | 11/14/15 |
| +30 | Grand Canyon | 11/14/14 |
| +28 | N. Kentucky | 11/10/13 |
| +27 | vs. Little Rock | 1/3/12 |
| +26 | Louisville | 12/31/11 |
| +25 | Eastern Kentucky | 12/9/15 |
| +25 | at Indiana | 12/12/09 |
| +25 | E. Michigan | 1/2/13 |
| +24 | South Carolina | 2/14/15 |
| +23 | Drexel | 12/21/09 |
| +23 | Robert Morris | 11/17/13 |

LOWEST REBOUND MARGIN

| Mg. | Opp. | Date |
|-----|----------------|---------|
| -18 | at Tennessee | 2/16/13 |
| -16 | vs. Maryland | 11/9/12 |
| -16 | vs. Baylor | 12/6/13 |
| -15 | Tennessee | 1/18/14 |
| -12 | vs. Alabama | 3/12/10 |
| -12 | at S. Carolina | 1/24/14 |
| -12 | Georgia | 2/3/15 |
| -12 | vs. Wisconsin | 4/4/15 |
| -11 | Texas | 12/5/14 |
| -10 | at Georgia | 3/3/10 |

PLAYER BIOS

Marcus Lee • 6-9 • 224 • Junior • Forward

Antioch, Calif. (Deer Valley)



Notes

- Has made 32 of 43 (.744) shots in the last seven games
- Second on the team in rebounding with a career-best 7.3 average. Has a team-best 44 offensive rebounds this year
- Shooting a career-best 66.7 percent from the field this year
 - Ranks third in the SEC in shooting percentage
 - Ranks second in the SEC in blocks per game (2.0)
- Blocked a career-high five shots vs. Eastern Kentucky and Arizona State. Five blocks is the most by any Wildcat in a game this year
- The first junior or senior at UK with at least five blocks in consecutive games since Andre Riddick in 1993-1994
- Notched his first career double-double with 10 points and 10 rebounds in the win over No. 5 Duke
- Has two double-doubles this year
- Has scored in double figures in eight games this season
- Has played in 77 career games, including all 39 in 2014-15
- Named to the 2015 SEC Community Service Team

Did You Know ...

Marcus has a number of pregame superstitions, but one of his superstitions is not telling anyone what they are.

Marcus Lee's 2015-16 Game-by-Game Stats

| Opponent | Date | gs | min | Total | | 3-Pointers | | Free throws | | Rebounds | | | | pf | a | t/o | blk | stl | pts | avg | |
|-------------------|----------|----|-----|--------|-------|------------|------|-------------|-------|----------|-----|-----|-----|-----|----|-----|-----|-----|-----|------|-----|
| | | | | fg-fga | pct | 3fg-fga | pct | ft-fa | pct | off | def | tot | avg | | | | | | | | |
| ALBANY | 11/13/15 | * | 27 | 5-7 | .714 | 0-0 | .000 | 2-7 | .286 | 5 | 3 | 8 | 8.0 | 2 | 3 | 1 | 3 | 0 | 12 | 12.0 | |
| NJIT | 11/14/15 | * | 20 | 4-8 | .500 | 0-0 | .000 | 2-2 | 1.000 | 7 | 1 | 8 | 8.0 | 3 | 0 | 0 | 3 | 1 | 10 | 11.0 | |
| vs #5/4 Duke | 11/17/15 | * | 22 | 5-10 | .500 | 0-0 | .000 | 0-0 | .000 | 5 | 5 | 10 | 8.7 | 5 | 1 | 1 | 2 | 0 | 10 | 10.7 | |
| WRIGHT STATE | 11/20/15 | * | 23 | 0-1 | .000 | 0-0 | .000 | 0-1 | .000 | 1 | 6 | 7 | 8.3 | 0 | 0 | 0 | 0 | 1 | 0 | 8.0 | |
| BOSTON U. | 11/24/15 | * | 18 | 4-4 | 1.000 | 0-0 | .000 | 1-4 | .250 | 2 | 0 | 2 | 7.0 | 3 | 0 | 2 | 1 | 1 | 9 | 8.2 | |
| vs USF | 11/27/15 | * | 19 | 2-5 | .400 | 0-0 | .000 | 0-1 | .000 | 3 | 3 | 6 | 6.8 | 2 | 0 | 0 | 0 | 1 | 4 | 7.5 | |
| ILLINOIS STATE | 11/30/15 | * | 30 | 6-8 | .750 | 0-0 | .000 | 1-2 | .500 | 7 | 5 | 12 | 7.6 | 3 | 0 | 1 | 2 | 0 | 13 | 8.3 | |
| at UCLA | 12/03/15 | * | 4 | 1-1 | 1.000 | 0-0 | .000 | 0-0 | .000 | 0 | 2 | 2 | 6.9 | 1 | 0 | 0 | 0 | 0 | 2 | 7.5 | |
| EKU | 12/9/15 | * | 25 | 5-5 | 1.000 | 0-0 | .000 | 1-1 | 1.000 | 3 | 5 | 8 | 7.0 | 2 | 0 | 4 | 5 | 0 | 11 | 7.9 | |
| ARIZONA STATE | 12/12/15 | * | 29 | 6-8 | .750 | 0-0 | .000 | 2-5 | .400 | 2 | 5 | 7 | 7.0 | 2 | 0 | 1 | 5 | 1 | 14 | 8.5 | |
| vs Ohio State | 12/19/15 | * | 30 | 4-7 | .571 | 0-0 | .000 | 4-5 | .800 | 2 | 7 | 9 | 7.2 | 5 | 0 | 2 | 2 | 2 | 12 | 8.8 | |
| #16/15 LOUISVILLE | 12/26/15 | * | 30 | 4-5 | .800 | 0-0 | .000 | 0-0 | .000 | 4 | 3 | 7 | 7.2 | 4 | 0 | 1 | 1 | 1 | 8 | 8.8 | |
| OLE MISS | 01/02/16 | * | 28 | 6-9 | .667 | 0-0 | .000 | 1-5 | .200 | 3 | 5 | 8 | 7.2 | 2 | 0 | 0 | 2 | 0 | 13 | 9.1 | |
| Totals | | | 9 | 305 | 52-78 | .667 | 0-0 | .000 | 14-33 | .424 | 44 | 50 | 94 | 7.2 | 34 | 4 | 13 | 26 | 8 | 118 | 9.1 |

2015-16 Averages

| | |
|-----------------------|------|
| Games played | 13 |
| Minutes/game | 23.5 |
| Points/game | 9.1 |
| FG Pct | 66.7 |
| FT Pct | 42.4 |
| Rebounds/game | 7.2 |
| Assists/game | 0.3 |
| Turnovers/game | 1.0 |
| Assist/turnover ratio | 0.3 |
| Steals/game | 0.6 |
| Blocks/game | 2.0 |

Season Highs

Points..... 14 vs. ARIZONA ST. (12/12/15)
 FG Made6, 3x, last vs. OLE MISS (1/2/16)
 FG Attempts 10 vs. Duke (11/17/15)
 FG Pct (min 5 made)....1.000 (5-5) vs. EKU (12/9/15)
 FT Made.....4 vs. Ohio State(12/19/15)
 FT Attempts.....7 vs. ALBANY (11/13/15)
 FT Pct (min 3 made).800 (4-5) vs. Ohio St. (12/19/15)
 Rebounds12 vs. ILLINOIS ST. (11/30/15)
 Assists.....3 vs. ALBANY (11/13/15)
 Steals2 vs. Ohio State (12/19/15)
 Blocks ... 5, twice, last vs. ARIZONA ST. (12/12/15)
 Minutes 30, 3x, last vs. LOUISVILLE (12/26/15)

Career Highs

Points..... 17 vs. UNC ASHEVILLE (11/8/13)
 FG Made 7 vs. UNC ASHEVILLE (11/8/13)
 FG Atts..... 10 vs. Duke (11/17/15)
 FG Pct (min 5 made).....1.000 (5-5) vs. EKU (12/9/15)
 3-FG Made..... -
 3-FG Atts..... -
 FT Made.....4 vs. Ohio State (12/19/15)
 FTs Atts.....7, twice, last vs. ALBANY (11/13/15)
 FT Pct (min 3 made).. .800 (4-5) vs. Ohio St. (12/19/15)
 Rebounds12 vs. ILLINOIS ST. (11/30/15)
 Assists3, twice, last vs. ALBANY (11/13/15)
 Steals2 vs. Ohio State (12/19/15)
 Blocks ... 5, twice, last vs. ARIZONA ST. (12/12/15)
 Minutes 30, 3x, last vs. LOUISVILLE (12/26/15)

Marcus Lee's Career Stats

| Year | GP-GS | Min-Avg | FG-FGA | Pct | 3FG-FGA | Pct | FT-FTA | Pct | Off-Def-Tot-Avg | PF-FO | Ast | TO | Blk | Stl | Pts | Avg |
|--------------|--------------|-----------------|----------------|-------------|------------|-------------|--------------|-------------|------------------------|--------------|-----------|-----------|-----------|-----------|------------|------------|
| 2013-14 | 25-4 | 157-6.3 | 26-42 | .619 | 0-0 | .000 | 7-16 | .438 | 21-15-36-1.4 | 19-0 | 2 | 4 | 14 | 0 | 59 | 2.4 |
| 2014-15 | 39-0 | 425-10.9 | 47-73 | .644 | 0-0 | .000 | 8-25 | .320 | 47-60-107-2.7 | 61-1 | 12 | 18 | 27 | 3 | 102 | 2.6 |
| 2015-16 | 13-9 | 305-23.5 | 52-78 | .667 | 0-0 | .000 | 14-33 | .424 | 44-50-94-7.2 | 34-2 | 4 | 13 | 26 | 8 | 118 | 9.1 |
| TOTAL | 77-13 | 887-11.5 | 125-193 | .648 | 0-0 | .000 | 29-74 | .392 | 112-125-237-3.1 | 114-3 | 18 | 35 | 67 | 11 | 279 | 3.6 |

PLAYER BIOS

Skal Labissiere • 6-11 • 225 • Freshman • Forward

Port-au-Prince, Haiti (Lausanne Collegiate School)



Notes

- Had nine points vs. Ole Miss, the most for him since 10 against Eastern Kentucky (Dec. 9, 2015)
- Named SEC Co-Freshman of the Week (11/16/15) after averaging team highs in points (17.5) and blocks (3.0) in UK's wins over Albany and NJIT
- He was 7 of 8 from the free-throw line, a new career high in made free throws, in a 17-point performance vs. South Florida
- Had 26 points, five rebounds and a team-leading three blocks in 20 minutes vs. NJIT
- Against Boston U., he led all scorers with 16 points, adding a season-high seven rebounds and three blocked shots
- Against NJIT he scored 18 points in 13 first-half minutes. Was a perfect 7 of 7 from the floor and 4 of 4 from the free-throw line in the first half
- His 18 points in the first half vs. NJIT tied for the second-most points by a UK player in the first half in the Coach Calipari era (Aaron Harrison had 19 vs. Robert Morris on Nov. 17, 2014.)
- Preseason All-SEC First Team selection (Coaches and Media)

Did You Know ...

Skal can speak three languages fluently – French, Creole and English. He did not speak English before moving to the United States.

Skal Labissiere's 2015-16 Game-by-Game Stats

| Opponent | Date | gs | min | Total | | 3-Pointers | | Free throws | | Rebounds | | | | pf | a | t/o | blk | stl | pts | avg | |
|-------------------|----------|----|-----|--------|-------|------------|------|-------------|-------|----------|-----|-----|-----|-----|----|-----|-----|-----|-----|------|-----|
| | | | | fg-fga | pct | 3fg-fga | pct | ft-fa | pct | off | def | tot | avg | | | | | | | | |
| ALBANY | 11/13/15 | * | 30 | 3-5 | .600 | 0-0 | .000 | 3-4 | .750 | 1 | 4 | 5 | 5.0 | 2 | 0 | 3 | 4 | 0 | 9 | 9.0 | |
| NJIT | 11/14/15 | * | 21 | 10-12 | .833 | 0-0 | .000 | 6-6 | 1.000 | 3 | 2 | 5 | 5.0 | 3 | 0 | 3 | 2 | 1 | 26 | 17.5 | |
| vs #5/4 Duke | 11/17/15 | * | 13 | 3-5 | .600 | 0-0 | .000 | 1-2 | .500 | 2 | 2 | 4 | 4.7 | 5 | 1 | 2 | 1 | 0 | 7 | 14.0 | |
| WRIGHT STATE | 11/20/15 | * | 24 | 6-12 | .500 | 0-0 | .000 | 1-5 | .200 | 2 | 1 | 3 | 4.3 | 4 | 0 | 1 | 1 | 0 | 13 | 13.8 | |
| BOSTON U. | 11/24/15 | * | 29 | 7-13 | .538 | 0-0 | .000 | 2-5 | .400 | 2 | 5 | 7 | 4.8 | 3 | 0 | 2 | 3 | 1 | 16 | 14.2 | |
| vs USF | 11/27/15 | * | 29 | 5-8 | .625 | 0-0 | .000 | 7-8 | .875 | 0 | 4 | 4 | 4.7 | 3 | 2 | 0 | 3 | 1 | 17 | 14.7 | |
| ILLINOIS STATE | 11/30/15 | * | 16 | 0-1 | .000 | 0-0 | .000 | 2-2 | 1.000 | 0 | 2 | 2 | 4.3 | 3 | 0 | 1 | 1 | 0 | 2 | 12.9 | |
| at UCLA | 12/03/15 | * | 16 | 2-3 | .667 | 0-0 | .000 | 2-2 | 1.000 | 0 | 1 | 1 | 3.9 | 4 | 0 | 1 | 2 | 0 | 6 | 12.0 | |
| EKU | 12/9/15 | * | 25 | 3-6 | .500 | 0-0 | .000 | 4-4 | 1.000 | 2 | 2 | 4 | 3.9 | 3 | 2 | 3 | 3 | 0 | 10 | 11.8 | |
| ARIZONA STATE | 12/12/15 | * | 13 | 0-2 | .000 | 0-0 | .000 | 0-0 | .000 | 0 | 0 | 0 | 3.5 | 5 | 0 | 1 | 1 | 0 | 0 | 10.6 | |
| vs Ohio State | 12/19/15 | * | 21 | 1-7 | .143 | 0-0 | .000 | 0-0 | .000 | 1 | 4 | 5 | 3.6 | 1 | 0 | 0 | 2 | 0 | 2 | 9.8 | |
| #16/15 LOUISVILLE | 12/26/15 | | 10 | 0-3 | .000 | 0-0 | .000 | 2-2 | 1.000 | 1 | 2 | 3 | 3.6 | 2 | 0 | 0 | 0 | 1 | 2 | 9.2 | |
| OLE MISS | 01/02/16 | | 14 | 4-7 | .571 | 0-0 | .000 | 1-2 | .500 | 3 | 0 | 3 | 3.5 | 5 | 0 | 0 | 0 | 0 | 9 | 9.2 | |
| Totals | | | 11 | 261 | 44-84 | .524 | 0-0 | .000 | 31-42 | .738 | 17 | 29 | 46 | 3.5 | 43 | 5 | 17 | 23 | 4 | 119 | 9.2 |

2015-16 Averages

| | |
|-----------------------|------|
| Games played | 13 |
| Minutes/game | 20.1 |
| Points/game | 9.2 |
| FG Pct | 52.4 |
| FT Pct | 73.8 |
| Rebounds/game | 3.5 |
| Assists/game | 0.4 |
| Turnovers/game | 1.3 |
| Assist/turnover ratio | 0.3 |
| Steals/game | 0.3 |
| Blocks/game | 1.8 |

Season Highs

| | |
|---------------------|--|
| Points | 26 vs. NJIT (11/14/15) |
| FG Made | 10 vs. NJIT (11/14/15) |
| FG Attempts | 13 vs BOSTON (11/24/15) |
| FG Pct (min 5 made) | .833 (10-12) vs. NJIT (11/14/15) |
| FT Made | 7 vs. USF (11/27/15) |
| FT Attempts | 8 vs. USF (11/27/15) |
| FT Pct (min 3 made) | 1.000 (6-6) 2x, last vs. NJIT (11/14/15) |
| Rebounds | 7 vs. BOSTON (11/24/15) |
| Assists | 2, twice last vs. ECU (12/9/15) |
| Steals | 1, 4x, last vs Louisville (12/26/15) |
| Blocks | 4 vs. ALBANY (11/13/15) |
| Minutes | 30 vs. vs ALBANY (11/13/15) |

Career Highs

| | |
|---------------------|--|
| Points | 26 vs. NJIT (11/14/15) |
| FG Made | 10 vs. NJIT (11/14/15) |
| FG Attempts | 13 vs BOSTON (11/24/15) |
| FG Pct (min 5 made) | .833 (10-12) vs. NJIT (11/14/15) |
| FT Made | 7 vs. USF (11/27/15) |
| FT Attempts | 8 vs. USF (11/27/15) |
| FT Pct (min 3 made) | 1.000 (6-6) 2x, last vs. NJIT (11/14/15) |
| Rebounds | 7 vs. BOSTON (11/24/15) |
| Assists | 2, twice last vs. ECU (12/9/15) |
| Steals | 1, 4x, last vs Louisville (12/26/15) |
| Blocks | 4 vs. ALBANY (11/13/15) |
| Minutes | 30 vs. vs ALBANY (11/13/15) |

Skal Labissiere's Career Stats

| Year | GP-GS | Min-Avg | FG-FGA | Pct | 3FG-FGA | Pct | FT-FTA | Pct | Off-Def-Tot-Avg | PF-FO | Ast | TO | Blk | Stl | Pts | Avg |
|--------------|--------------|-----------------|--------------|-------------|------------|-------------|--------------|-------------|---------------------|-------------|----------|-----------|-----------|----------|------------|------------|
| 2015-16 | 13-11 | 261-20.1 | 44-84 | .524 | 0-0 | .000 | 31-42 | .738 | 17-29-46-3.5 | 43-3 | 5 | 17 | 23 | 4 | 119 | 9.2 |
| TOTAL | 13-11 | 261-20.1 | 44-84 | .524 | 0-0 | .000 | 31-42 | .738 | 17-29-46-3.5 | 43-3 | 5 | 17 | 23 | 4 | 119 | 9.2 |

PLAYER BIOS

Tyler Ulis • 5-9 • 160 • Sophomore • Guard

Chicago (Marian Catholic)



Notes

- Has scored 20+ points in two straight games
- Posted 20 points and 10 assists, his first double-double as a Wildcat, vs. Ole Miss
 - Became the first Wildcat to have a 20-point, 10-assist game since John Wall vs. Rider on Nov. 21, 2009
- Ranks second in the SEC in assists per game (5.9)
- Named SEC Player of the Week and NBC Sports' College Basketball Talk's national player of the week on Dec. 28
- With four career blocked shots, is tied with Travis Ford (1991-94) for most all-time by a UK player under 6-feet tall
- In two games this season against top-25 opponents, Ulis has averaged 19.5 points, 7.0 assists, 2.5 rebounds, 1.5 steals per game and 1.0 blocks
- Left the South Florida game in the first half with a hyperextended elbow injury. He missed one game after that
- The first UK player with at least five assists in at least seven of the first nine games played in a season since John Wall in 2009-10
- Tabbed SEC Co-Player of the Week (11/23/15) after leading UK to wins over No. 5/4 Duke and Wright State
- Preseason All-SEC First Team selection (Media and Coaches)

Did You Know ...

Tyler idolized Allen Iverson growing up and has always worn No. 3 because of him.

Tyler Ulis' 2015-16 Game-by-Game Stats

| Opponent | Date | qs | min | Total | | 3-Pointers | | Free throws | | Rebounds | | | | pf | a | t/o | blk | stl | pts | avg | |
|-------------------|----------|----|-----|--------|--------|------------|-------|-------------|-------|----------|-----|-----|-----|-----|----|-----|-----|-----|-----|------|------|
| | | | | fg-fga | pct | 3fg-fga | pct | ft-fa | pct | off | def | tot | avg | | | | | | | | |
| ALBANY | 11/13/15 | * | 37 | 4-9 | .444 | 2-5 | .400 | 2-2 | 1.000 | 1 | 3 | 4 | 4.0 | 3 | 2 | 5 | 0 | 0 | 12 | 12.0 | |
| NJIT | 11/14/15 | * | 31 | 1-8 | .125 | 0-2 | .000 | 3-4 | .750 | 2 | 3 | 5 | 4.5 | 1 | 5 | 1 | 0 | 0 | 5 | 8.5 | |
| vs #5/4 Duke | 11/17/15 | * | 40 | 6-13 | .462 | 0-4 | .000 | 6-6 | 1.000 | 0 | 4 | 4 | 4.3 | 0 | 6 | 0 | 1 | 2 | 18 | 11.7 | |
| WRIGHT STATE | 11/20/15 | * | 36 | 5-9 | .556 | 1-3 | .333 | 10-12 | .833 | 0 | 2 | 2 | 3.8 | 1 | 5 | 2 | 0 | 2 | 21 | 14.0 | |
| BOSTON U. | 11/24/15 | * | 34 | 4-12 | .333 | 1-5 | .200 | 6-6 | 1.000 | 0 | 6 | 6 | 4.2 | 1 | 6 | 2 | 0 | 3 | 15 | 14.2 | |
| vs USF | 11/27/15 | * | 14 | 2-4 | .500 | 2-2 | 1.000 | 2-2 | 1.000 | 2 | 0 | 2 | 3.8 | 0 | 2 | 1 | 0 | 2 | 8 | 13.2 | |
| at UCLA | 12/03/15 | * | 38 | 2-12 | .167 | 1-5 | .200 | 4-4 | 1.000 | 0 | 2 | 2 | 3.6 | 3 | 9 | 2 | 0 | 2 | 9 | 12.6 | |
| EKU | 12/9/15 | * | 39 | 3-10 | .300 | 2-6 | .333 | 1-2 | .500 | 0 | 4 | 4 | 3.6 | 0 | 8 | 2 | 0 | 1 | 9 | 12.1 | |
| ARIZONA STATE | 12/12/15 | * | 40 | 3-11 | .273 | 2-7 | .286 | 4-5 | .800 | 1 | 4 | 5 | 3.8 | 0 | 6 | 2 | 0 | 0 | 12 | 12.1 | |
| vs Ohio State | 12/19/15 | * | 39 | 4-12 | .333 | 1-7 | .143 | 2-2 | 1.000 | 1 | 1 | 2 | 3.6 | 1 | 4 | 3 | 0 | 1 | 11 | 12.0 | |
| #16/15 LOUISVILLE | 12/26/15 | * | 39 | 7-12 | .583 | 4-7 | .571 | 3-4 | .750 | 0 | 1 | 1 | 3.4 | 2 | 8 | 1 | 1 | 1 | 21 | 12.8 | |
| OLE MISS | 01/02/16 | * | 38 | 8-13 | .615 | 1-6 | .167 | 3-4 | .750 | 1 | 2 | 3 | 3.3 | 3 | 10 | 3 | 0 | 6 | 20 | 13.4 | |
| Totals | | | 12 | 425 | 49-125 | .392 | 17-59 | .288 | 46-53 | .868 | 8 | 32 | 40 | 3.3 | 15 | 71 | 24 | 2 | 20 | 161 | 13.4 |

2015-16 Averages

| | |
|-----------------------|------|
| Games played | 12 |
| Minutes/game | 35.4 |
| Points/game | 13.4 |
| FG Pct | 39.2 |
| 3FG Pct | 28.8 |
| FT Pct | 86.8 |
| Rebounds/game | 3.3 |
| Assists/game | 5.9 |
| Turnovers/game | 2.0 |
| Assist/turnover ratio | 3.0 |
| Steals/game | 1.7 |
| Blocks/game | 0.2 |

Season Highs

Points.... 21, twice, last vs. LOUISVILLE (12/26/15)
 FG Made8, vs. Ole Miss (1/2/16)
 FG Attempts13, twice, last vs. Ole Miss (1/2/16)
 FG Pct (min 5 made)..... 615 (8-13) vs. Ole Miss (1/2/16)
 3FG Made4 vs. LOUISVILLE (12/26/15)
 3FG Attempts7, 3x, last vs. LOUISVILLE (12/26/15)
 3FG Pct (min 2 made) 1.000 (2-2) vs. USF (11/27/15)
 FT Made..... 10 vs. WRIGHT ST. (11/20/15)
 FTs Atts..... 12 vs. WRIGHT ST. (11/20/15)
 FT Pct (min 3 made) 1.000 (4-4), 3x, last at UCLA (12/3/15)
 Rebounds 6 vs. BOSTON (11/24/15)
 Assists..... 10 vs. Ole Miss (1/2/16)
 Steals 6 vs. Ole Miss (1/2/16)
 Blocks 1, twice, last vs. LOUISVILLE (12/26/15)
 Minutes 40, twice last vs. ARIZONA St. (12/12/15)

Career Highs

Points.... 21, twice, last vs. LOUISVILLE (12/26/15)
 FG Made8, vs. Ole Miss (1/2/16)
 FG Attempts13, twice, last vs. Ole Miss (1/2/16)
 FG Pct (min 5 made)..... 615 vs. Ole Miss (1/2/16)
 3FG Made4 vs. LOUISVILLE (12/26/15)
 3FG Attempts7, 3x, last vs. LOUISVILLE (12/26/15)
 FT Made 10 vs. WRIGHT STATE (11/20/15)
 FTs Atts..... 12 vs. WRIGHT STATE (11/20/15)
 FT Pct (min 3 made) 1.000, 6x, last at UCLA (12/3/15)
 Rebounds. 7 vs. UCLA (12/20/14)
 Assists 10 vs. Ole Miss (1/2/16)
 Steals 6 vs. Ole Miss (1/2/16)
 Blocks1, 4x, , last vs. LOUISVILLE (12/26/15)
 Minutes 40, twice last vs. ARIZONA St. (12/12/15)

Did not play: Illinois State (hyperextended right elbow)

Tyler Ulis' Career Stats

| Year | GP-GS | Min-Avg | FG-FGA | Pct | 3FG-FGA | Pct | FT-FTA | Pct | Off-Def-Tot-Avg | PF-FO | Ast | TO | Blk | Stl | Pts | Avg |
|--------------|--------------|------------------|----------------|-------------|---------------|-------------|---------------|-------------|----------------------|-------------|------------|-----------|----------|-----------|------------|------------|
| 2014-15 | 37-0 | 882-23.8 | 67-165 | .406 | 33-77 | .429 | 42-52 | .808 | 16-51-67-1.8 | 56-0 | 135 | 38 | 2 | 37 | 209 | 5.6 |
| 2015-16 | 12-12 | 425-35.4 | 49-125 | .392 | 17-59 | .288 | 46-53 | .868 | 8-32-40-3.3 | 15-0 | 71 | 24 | 2 | 20 | 161 | 13.4 |
| TOTAL | 49-12 | 1307-26.7 | 116-290 | .400 | 50-136 | .368 | 88-105 | .838 | 24-83-107-2.2 | 71-0 | 206 | 62 | 4 | 57 | 370 | 7.6 |

PLAYER BIOS

Charles Matthews • 6-6 • 189 • Freshman • Guard

Chicago (Saint Rita)

MATTHEWS

4



Notes

- Started three games this season, including Louisville
- Had a career-high two steals vs. Ole Miss
- Played a career-high 34 minutes against Illinois State
- Scored a career-high 11 points on 4-of-5 shooting and knocked down his first career 3 against South Florida
- Grabbed a career-high seven rebounds against Boston University
- Made his first career start in the opener against Albany and started against Illinois State and against Louisville
- Averaged 22.0 points per game as a high school senior

Did You Know ...

Charles is wearing No. 4 for the first time in his career because coming to Kentucky is a new experience and he wanted a new number to go with it.

Charles Matthews' 2015-16 Game-by-Game Stats

| Opponent | Date | qs | min | Total | | 3-Pointers | | Free throws | | Rebounds | | | | pf | a | t/o | blk | stl | pts | avg | |
|-------------------|----------|----|-----|--------|-------|------------|-------|-------------|-------|----------|-----|-----|-----|-----|----|-----|-----|-----|------|-----|-----|
| | | | | fg-fga | pct | 3fg-fga | pct | ft-fga | pct | off | def | tot | avg | | | | | | | | |
| ALBANY | 11/13/15 | * | 15 | 2-2 | 1.000 | 0-0 | .000 | 0-0 | .000 | 1 | 1 | 2 | 2.0 | 3 | 0 | 1 | 0 | 0 | 4 | 4.0 | |
| NJIT | 11/14/15 | | 17 | 0-2 | .000 | 0-1 | .000 | 1-2 | .500 | 0 | 0 | 0 | 1.0 | 0 | 2 | 0 | 0 | 1 | 2.5 | | |
| vs #5/4 Duke | 11/17/15 | | 7 | 0-0 | .000 | 0-0 | .000 | 0-0 | .000 | 0 | 0 | 0 | 0.7 | 0 | 0 | 0 | 0 | 1 | 0.7 | | |
| WRIGHT STATE | 11/20/15 | | 13 | 2-2 | 1.000 | 0-0 | .000 | 0-0 | .000 | 1 | 0 | 1 | 0.8 | 3 | 0 | 1 | 0 | 1 | 4.2 | | |
| BOSTON U. | 11/24/15 | | 18 | 1-1 | 1.000 | 0-0 | .000 | 1-4 | .250 | 3 | 4 | 7 | 2.0 | 0 | 2 | 1 | 0 | 1 | 3.2 | | |
| vs USF | 11/27/15 | | 24 | 4-5 | .800 | 1-1 | 1.000 | 2-2 | 1.000 | 1 | 1 | 2 | 2.0 | 2 | 1 | 2 | 0 | 1 | 11.3 | | |
| ILLINOIS STATE | 11/30/15 | * | 34 | 1-6 | .167 | 0-1 | .000 | 3-8 | .375 | 1 | 2 | 3 | 2.1 | 3 | 2 | 3 | 1 | 2 | 5.0 | | |
| at UCLA | 12/03/15 | | 14 | 1-4 | .250 | 0-1 | .000 | 0-0 | .000 | 2 | 1 | 3 | 2.3 | 1 | 1 | 0 | 0 | 2 | 3.8 | | |
| EKU | 12/9/15 | | 13 | 3-4 | .750 | 0-0 | .000 | 1-1 | 1.000 | 1 | 1 | 2 | 2.2 | 1 | 0 | 2 | 0 | 0 | 7.4 | | |
| ARIZONA STATE | 12/12/15 | | 8 | 0-1 | .000 | 0-0 | .000 | 0-0 | .000 | 1 | 0 | 1 | 2.1 | 0 | 1 | 1 | 0 | 1 | 0.7 | | |
| vs Ohio State | 12/19/15 | | 7 | 0-0 | .000 | 0-0 | .000 | 0-0 | .000 | 0 | 0 | 0 | 1.9 | 1 | 0 | 1 | 0 | 1 | 0.3 | | |
| #16/15 LOUISVILLE | 12/26/15 | * | 10 | 1-3 | .333 | 0-0 | .000 | 0-0 | .000 | 1 | 1 | 2 | 1.9 | 4 | 0 | 0 | 0 | 2 | 3.3 | | |
| OLE MISS | 01/02/16 | | 10 | 1-1 | 1.000 | 0-0 | .000 | 1-2 | .500 | 1 | 0 | 1 | 1.8 | 2 | 0 | 0 | 0 | 2 | 3.2 | | |
| Totals | | | 3 | 190 | 16-31 | .516 | 1-4 | .250 | 9-19 | .474 | 13 | 11 | 24 | 1.8 | 20 | 9 | 12 | 1 | 10 | 42 | 3.2 |

2015-16 Averages

| | |
|-----------------------|------|
| Games played | 13 |
| Minutes/game | 14.6 |
| Points/game | 3.2 |
| FG Pct | 51.6 |
| 3FG Pct | 25.0 |
| FT Pct | 47.4 |
| Rebounds/game | 1.8 |
| Assists/game | 0.7 |
| Turnovers/game | 0.9 |
| Assist/turnover ratio | 0.8 |
| Steals/game | 0.8 |
| Blocks/game | 0.1 |

Season Highs

| | |
|---------------------|---|
| Points | 11 vs. USF (11/27/15) |
| FG Made | 4 vs. USF (11/27/15) |
| FG Atts | 6 vs. ILLINOIS ST. (11/30/15) |
| 3-FG Made | 1 vs. USF (11/27/15) |
| 3-FG Atts | 1, 4x, last at UCLA (12/3/15) |
| FTs Made | 3 vs. ILLINOIS ST. (11/30/15) |
| FTs Atts | 8 vs. ILLINOIS ST. (11/30/15) |
| FT Pct (min 3 made) | .375 (3-8) vs. ILLINOIS ST. (11/30/15) |
| Rebounds | 7 vs. BOSTON (11/24/15) |
| Assists | 2, 3x, last vs. ILLINOIS ST. (11/30/15) |
| Steals | 2, twice, last vs. Ole Miss (1/2/16) |
| Blocks | 1 vs. ILLINOIS ST. (11/30/15) |
| Minutes | 34 vs. ILLINOIS ST. (11/30/15) |

Career Highs

| | |
|---------------------|---|
| Points | 11 vs. USF (11/27/15) |
| FG Made | 4 vs. USF (11/27/15) |
| FG Atts | 6 vs. ILLINOIS ST. (11/30/15) |
| 3-FG Made | 1 vs. USF (11/27/15) |
| 3-FG Atts | 1, 4x, last at UCLA (12/3/15) |
| FTs Made | 3 vs. ILLINOIS ST. (11/30/15) |
| FTs Atts | 8 vs. ILLINOIS ST. (11/30/15) |
| FT Pct (min 3 made) | .375 (3-8) vs. ILLINOIS ST. (11/30/15) |
| Rebounds | 7 vs. BOSTON (11/24/15) |
| Assists | 2, 3x, last vs. ILLINOIS ST. (11/30/15) |
| Steals | 2, twice, last vs. Ole Miss (1/2/16) |
| Blocks | 1 vs. ILLINOIS ST. (11/30/15) |
| Minutes | 34 vs. ILLINOIS ST. (11/30/15) |

Charles Matthews' Career Stats

| Year | GP-GS | Min-Avg | FG-FGA | Pct | 3FG-FGA | Pct | FT-FTA | Pct | Off-Def-Tot-Avg | PF-FO | Ast | TO | Blk | Stl | Pts | Avg |
|--------------|-------------|-----------------|--------------|-------------|------------|-------------|-------------|-------------|---------------------|-------------|----------|-----------|----------|-----------|-----------|------------|
| 2015-16 | 13-3 | 190-14.6 | 16-31 | .516 | 1-4 | .250 | 9-19 | .474 | 13-11-24-1.8 | 20-0 | 9 | 12 | 1 | 10 | 42 | 3.2 |
| TOTAL | 13-3 | 190-14.6 | 16-31 | .516 | 1-4 | .250 | 9-19 | .474 | 13-11-24-1.8 | 20-0 | 9 | 12 | 1 | 10 | 42 | 3.2 |

PLAYER BIOS

Jonny David • 6-2 • 175 • Freshman • Guard

Pittsburgh (Mt. Lebanon)



Notes

- Scored his first career points at the free-throw line in the final minute of the USF game
- Saw his first action of his career late in the game vs. NJIT
- Averaged 18.5 points per game as a senior in high school
- An All-State performer and a 1,000-point scorer at Mt. Lebanon

Did You Know ...

*His father, Joseph, was his high school coach.
Joseph was also one of John Calipari's first players while an assistant coach at Pittsburgh.*

Jonny David's 2015-16 Game-by-Game Stats

| Opponent | Date | gs | min | Total | | 3-Pointers | | Free throws | | Rebounds | | | | pf | a | t/o | blk | stl | pts | avg |
|---------------|----------|----|-----|--------|------|------------|------|-------------|-------|----------|-----|-----|-----|----|---|-----|-----|-----|-----|-----|
| | | | | fg-fga | pct | 3fg-fga | pct | ft-fa | pct | off | def | tot | avg | | | | | | | |
| NJIT | 11/14/15 | 2 | | 0-0 | .000 | 0-0 | .000 | 0-0 | .000 | 0 | 0 | 0 | 0.0 | 0 | 0 | 0 | 0 | 0 | 0 | 0.0 |
| BOSTON U. | 11/24/15 | 1 | | 0-0 | .000 | 0-0 | .000 | 0-0 | .000 | 0 | 0 | 0 | 0.0 | 0 | 0 | 0 | 0 | 0 | 0.0 | |
| vs USF | 11/27/15 | 1 | | 0-0 | .000 | 0-0 | .000 | 2-2 | 1.000 | 0 | 0 | 0 | 0.0 | 0 | 0 | 0 | 0 | 2 | 0.7 | |
| ARIZONA STATE | 12/12/15 | 1 | | 0-1 | .000 | 0-1 | .000 | 0-0 | .000 | 0 | 0 | 0 | 0.0 | 0 | 0 | 1 | 0 | 0 | 0.5 | |
| Totals | | 0 | 5 | 0-1 | .000 | 0-1 | .000 | 2-2 | 1.000 | 0 | 0 | 0 | 0.0 | 0 | 0 | 1 | 0 | 2 | 0.5 | |

2015-16 Averages

| | |
|--------------|-------|
| Games played | 4 |
| Minutes/game | 1.3 |
| Points/game | 0.5 |
| FG Pct | 0.0 |
| 3FG Pct | 0.0 |
| FT Pct | 100.0 |

Season Highs

| | |
|----------|-----------------------------|
| Points | 2 vs. USF (11/27/15) |
| FG Atts | 1 vs. ARIZONA ST (12/12/15) |
| 3FG Atts | 1 vs. ARIZONA ST (12/12/15) |
| FTs Made | 2 vs. USF (11/27/15) |
| FTs Atts | 2 vs. USF (11/27/15) |
| Minutes | 2 vs. NJIT (11/14/15) |

Career Highs

| | |
|----------|-----------------------------|
| Points | 2 vs. USF (11/27/15) |
| FG Atts | 1 vs. ARIZONA ST (12/12/15) |
| 3FG Atts | 1 vs. ARIZONA ST (12/12/15) |
| FTs Made | 2 vs. USF (11/27/15) |
| FTs Atts | 2 vs. USF (11/27/15) |
| Minutes | 2 vs. NJIT (11/14/15) |

Did not play: Albany, vs. #5/4 Duke, Wright State, Illinois State, at UCLA, ECU, Ohio State, #16/15 Louisville, Ole Miss

Jonny David's Career Stats

| Year | GP-GS | Min-Avg | FG-FGA | Pct | 3FG-FGA | Pct | FT-FTA | Pct | Off-Def-Tot-Avg | PF-FO | Ast | TO | Blk | Stl | Pts | Avg |
|---------|-------|---------|--------|------|---------|------|--------|-------|-----------------|-------|-----|----|-----|-----|-----|-----|
| 2015-16 | 4-0 | 5-1.3 | 0-1 | .000 | 0-1 | .000 | 2-2 | 1.000 | 0-0-0-0.0 | 0-0 | 0 | 1 | 0 | 0 | 2 | 0.5 |
| TOTAL | 4-0 | 5-1.3 | 0-1 | .000 | 0-1 | .000 | 2-2 | 1.000 | 0-0-0-0.0 | 0-0 | 0 | 1 | 0 | 0 | 2 | 0.5 |

PLAYER BIOS

Mychal Mulder • 6-4 • 185 • Junior • Guard

Windsor, Ontario (Vincennes University)



Notes

- Has played in nine games and scored two points thus far
- Played a career-high seven minutes vs. Arizona State, grabbing two rebounds
- Averaged 15.7 points and 6.4 rebounds per game while connecting on 46.3 percent of his field goals from 3-point range as a sophomore at Vincennes
- A junior-college All-American

Did You Know ...

Mychal says the best gift he has ever received in his lifetime was the offer to play basketball at UK.

Mychal Mulder's 2015-16 Game-by-Game Stats

| Opponent | Date | gs | min | Total | | 3-Pointers | | Free throws | | Rebounds | | | | pf | a | t/o | blk | stl | pts | avg |
|-------------------|----------|----|-----|--------|------|------------|------|-------------|------|----------|-----|-----|-----|----|---|-----|-----|-----|-----|-----|
| | | | | fg-fga | pct | 3fg-fga | pct | ft-fa | pct | off | def | tot | avg | | | | | | | |
| ALBANY | 11/13/15 | 2 | 1-1 | 1.000 | 0-0 | .000 | 0-0 | .000 | 0 | 0 | 0 | 0.0 | 0 | 0 | 0 | 0 | 0 | 0 | 2 | 2.0 |
| NJIT | 11/14/15 | 3 | 0-0 | .000 | 0-0 | .000 | 0-0 | .000 | 0 | 2 | 2 | 1.0 | 0 | 1 | 0 | 0 | 0 | 0 | 1.0 | |
| WRIGHT STATE | 11/20/15 | 4 | 0-0 | .000 | 0-0 | .000 | 0-0 | .000 | 0 | 2 | 2 | 1.3 | 1 | 1 | 0 | 0 | 0 | 0 | 0.7 | |
| BOSTON U. | 11/24/15 | 1 | 0-0 | .000 | 0-0 | .000 | 0-0 | .000 | 0 | 0 | 0 | 1.0 | 0 | 0 | 0 | 0 | 0 | 0 | 0.5 | |
| vs USF | 11/27/15 | 4 | 0-1 | .000 | 0-1 | .000 | 0-0 | .000 | 0 | 0 | 0 | 0.8 | 0 | 0 | 0 | 0 | 0 | 0 | 0.4 | |
| ILLINOIS STATE | 11/30/15 | 2 | 0-0 | .000 | 0-0 | .000 | 0-0 | .000 | 0 | 0 | 0 | 0.7 | 0 | 0 | 0 | 0 | 0 | 0 | 0.3 | |
| ARIZONA STATE | 12/12/15 | 7 | 0-1 | .000 | 0-1 | .000 | 0-0 | .000 | 2 | 0 | 2 | 0.9 | 0 | 1 | 0 | 0 | 0 | 0 | 0.3 | |
| vs Ohio State | 12/19/15 | 4 | 0-1 | .000 | 0-1 | .000 | 0-0 | .000 | 1 | 0 | 1 | 0.9 | 0 | 1 | 0 | 0 | 0 | 0 | 0.3 | |
| #16/15 LOUISVILLE | 12/26/15 | 1 | 0-0 | .000 | 0-0 | .000 | 0-0 | .000 | 0 | 0 | 0 | 0.8 | 0 | 0 | 0 | 0 | 0 | 0 | 0.2 | |
| Totals | | 0 | 28 | 1-4 | .250 | 0-3 | .000 | 0-0 | .000 | 3 | 4 | 7 | 0.8 | 1 | 4 | 0 | 0 | 0 | 2 | 0.2 |

2015-16 Averages

| | |
|-----------------------|------|
| Games played | 9 |
| Minutes/game | 3.1 |
| Points/game | 0.2 |
| FG Pct | 25.0 |
| 3FG Pct | 0.0 |
| Rebounds/game | 0.8 |
| Assists/game | 0.4 |
| Assist/turnover ratio | 99.9 |

Season Highs

| | |
|-------------|---------------------------------------|
| Points | 2 vs. ALBANY (11/13/15) |
| FG Made | 1 vs. ALBANY (11/13/15) |
| FG Attempts | 1, 4x, last vs. Ohio State (12/19/15) |
| 3-FG Made | - |
| 3-FG Atts | 1, 3x, last vs. Ohio State (12/19/15) |
| FTs Made | - |
| FTs Atts | - |
| Rebounds | 2, 3x, last vs ARIZONA ST (12/12/15) |
| Assists | 1, 4x, last vs. Ohio State (12/19/15) |
| Steals | - |
| Blocks | - |
| Minutes | 7 vs. ARIZONA ST (12/12/15) |

Career Highs

| | |
|-------------|--|
| Points | 2 vs. ALBANY (11/13/15) |
| FG Made | 1 vs. ALBANY (11/13/15) |
| FG Attempts | 1, 4x, last vs. Ohio State (12/19/15) |
| 3-FG Made | - |
| 3-FG Atts | 1, 3x, last vs. Ohio State (12/19/15) |
| FTs Made | - |
| FTs Atts | - |
| Rebounds | 2, twice, last vs WRIGHT ST (11/20/15) |
| Assists | 1, 4x, last vs. Ohio State (12/19/15) |
| Steals | - |
| Blocks | - |
| Minutes | 7 vs. ARIZONA ST (12/12/15) |

Did not play: vs. #5/4 Duke, at UCLA, EKU, Ole Miss

Mychal Mulder's Career Stats

| Year | GP-GS | Min-Avg | FG-FGA | Pct | 3FG-FGA | Pct | FT-FTA | Pct | Off-Def-Tot-Avg | PF-FO | Ast | TO | Blk | Stl | Pts | Avg |
|---------|-------|---------|--------|------|---------|------|--------|------|-----------------|-------|-----|----|-----|-----|-----|-----|
| 2015-16 | 9-0 | 28-3.1 | 1-4 | .250 | 0-3 | .000 | 0-0 | .000 | 3-4-7-0.8 | 1-0 | 4 | 0 | 0 | 0 | 2 | 0.2 |
| TOTAL | 9-0 | 28-3.1 | 1-4 | .250 | 0-3 | .000 | 0-0 | .000 | 3-4-7-0.8 | 1-0 | 4 | 0 | 0 | 0 | 2 | 0.2 |

PLAYER BIOS

Isaiah Briscoe • 6-3 • 202 • Freshman • Guard

Newark, N.J. (Roselle Catholic)



Notes

- Ranks fifth in the SEC in steals per game (1.7)
- Has scored in double figures in all but four of the games he's played in
- Averaging 5.5 rebounds a game, tops on the team among guards
- Did not play vs. Louisville after sustaining an ankle injury in pregame warmups
- Came back in the Ole Miss game and recorded a career-high four steals
- Dished a career-high-tying seven assists vs. Ohio State. He had seven assists vs. South Florida
- Scored a career-high 20 points at UCLA on 7-of-10 shooting and was named the SEC Freshman of the Week on Dec. 7 after pouring in 38 points to lead the Wildcats in two games
- Posted a double-double in his UK debut, scoring 11 points and collecting 12 rebounds against NJIT
- High school All-American by Parade Magazine, USA Today and a McDonald's All-American
- USA Basketball U19 Team selection

Did You Know ...

Basketball is a part of Isaiah's family. His cousin is Cleveland Cavalier Kyrie Irving, and his older sister, Ilesha, played at Syracuse.

Isaiah Briscoe's 2015-16 Game-by-Game Stats

| Opponent | Date | gs | min | Total | | 3-Pointers | | Free throws | | Rebounds | | | | pf | a | t/o | blk | stl | pts | avg | |
|----------------|----------|----|-----|--------|--------|------------|-------|-------------|-------|----------|-----|-----|------|-----|----|-----|-----|-----|-----|------|------|
| | | | | fg-fga | pct | 3fg-fga | pct | ft-fa | pct | off | def | tot | avg | | | | | | | | |
| NJIT | 11/14/15 | * | 29 | 5-11 | .455 | 1-4 | .250 | 0-0 | .000 | 1 | 11 | 12 | 12.0 | 1 | 2 | 4 | 0 | 2 | 11 | 11.0 | |
| vs #5/4 Duke | 11/17/15 | * | 31 | 5-8 | .625 | 1-1 | 1.000 | 1-3 | .333 | 0 | 3 | 3 | 7.5 | 1 | 1 | 1 | 0 | 2 | 12 | 11.5 | |
| WRIGHT STATE | 11/20/15 | * | 35 | 7-11 | .636 | 0-2 | .000 | 1-5 | .200 | 0 | 3 | 3 | 6.0 | 3 | 2 | 3 | 0 | 0 | 15 | 12.7 | |
| BOSTON U. | 11/24/15 | * | 35 | 4-10 | .400 | 0-1 | .000 | 3-7 | .429 | 3 | 4 | 7 | 6.3 | 2 | 5 | 1 | 1 | 3 | 11 | 12.3 | |
| vs USF | 11/27/15 | * | 27 | 3-9 | .333 | 0-1 | .000 | 0-1 | .000 | 0 | 6 | 6 | 6.2 | 3 | 7 | 3 | 0 | 2 | 6 | 11.0 | |
| ILLINOIS STATE | 11/30/15 | * | 27 | 7-13 | .538 | 0-2 | .000 | 4-7 | .571 | 1 | 6 | 7 | 6.3 | 5 | 3 | 5 | 1 | 1 | 18 | 12.2 | |
| at UCLA | 12/03/15 | * | 27 | 7-10 | .700 | 1-2 | .500 | 5-8 | .625 | 1 | 1 | 2 | 5.7 | 4 | 1 | 1 | 0 | 0 | 20 | 13.3 | |
| EKU | 12/9/15 | * | 26 | 5-9 | .556 | 0-0 | .000 | 0-3 | .000 | 2 | 4 | 6 | 5.8 | 4 | 1 | 1 | 0 | 2 | 10 | 12.9 | |
| ARIZONA STATE | 12/12/15 | * | 32 | 4-9 | .444 | 1-3 | .333 | 0-2 | .000 | 0 | 4 | 4 | 5.6 | 3 | 2 | 4 | 0 | 2 | 9 | 12.4 | |
| vs Ohio State | 12/19/15 | * | 35 | 1-9 | .111 | 0-1 | .000 | 1-4 | .250 | 2 | 4 | 6 | 5.6 | 2 | 7 | 2 | 0 | 1 | 3 | 11.5 | |
| OLE MISS | 01/02/16 | * | 35 | 2-8 | .250 | 0-2 | .000 | 2-4 | .500 | 2 | 3 | 5 | 5.5 | 3 | 3 | 1 | 0 | 4 | 6 | 11.0 | |
| Totals | | | 10 | 339 | 50-107 | .467 | 4-19 | .211 | 17-44 | .386 | 12 | 49 | 61 | 5.5 | 31 | 34 | 26 | 2 | 19 | 121 | 11.0 |

2015-16 Averages

| | |
|-----------------------|------|
| Games played | 11 |
| Minutes/game | 30.8 |
| Points/game | 11.0 |
| FG Pct | 46.7 |
| 3FG Pct | 21.1 |
| FT Pct | 38.6 |
| Rebounds/game | 5.5 |
| Assists/game | 3.1 |
| Turnovers/game | 2.4 |
| Assist/turnover ratio | 1.3 |
| Steals/game | 1.7 |
| Blocks/game | 0.2 |

Season Highs

Points..... 20 at UCLA (12/3/15)
 FG Made 7, 3x, last at UCLA (12/3/15)
 FG Attempts 13 vs. ILLINOIS ST. (11/30/15)
 FG Pct (min 5 made) .700 (7-10) at UCLA (12/3/15)
 3FGMade....1, 4x, last vs. ARIZONA ST (12/12/15)
 3FG Attempts 4 vs. NJIT (11/14/15)
 FT Made..... 5 at UCLA (12/3/15)
 FT Atts 8 at UCLA (12/3/15)
 FT Pct (min 3 made) .625 (5-8) at UCLA (12/3/15)
 Rebounds 12 vs. NJIT (11/14/15)
 Assists..... 7, twice, last vs. Ohio State (12/19/15)
 Steals 4 vs. Ole Miss (1/2/16)
 Blocks 1, twice, last vs. ILLINOIS ST. (11/30/15)
 Minutes 35, 4x, last vs. Ole Miss (1/2/16)

Career Highs

Points..... 20 at UCLA (12/3/15)
 FG Made 7, 3x, last at UCLA (12/3/15)
 FG Attempts 13 vs. ILLINOIS ST. (11/30/15)
 FG Pct (min 5 made) .700 (7-10) at UCLA (12/3/15)
 3FGMade....1, 4x, last vs. ARIZONA ST (12/12/15)
 3FG Attempts 4 vs. NJIT (11/14/15)
 FT Made..... 5 at UCLA (12/3/15)
 FT Atts 8 at UCLA (12/3/15)
 FT Pct (min 3 made) .625 (5-8) at UCLA (12/3/15)
 Rebounds 12 vs. NJIT (11/14/15)
 Assists..... 7, twice, last vs. Ohio State (12/19/15)
 Steals 4 vs. Ole Miss (1/2/16)
 Blocks 1, twice, last vs. ILLINOIS ST. (11/30/15)
 Minutes 35, 4x, last vs. Ole Miss (1/2/16)

Did not play: Albany (bruised right knee), #16/15 Louisville (ankle)

Isaiah Briscoe's Career Stats

| Year | GP-GS | Min-Avg | FG-FGA | Pct | 3FG-FGA | Pct | FT-FTA | Pct | Off-Def-Tot-Avg | PF-FO | Ast | TO | Blk | Stl | Pts | Avg |
|--------------|--------------|-----------------|---------------|-------------|-------------|-------------|--------------|-------------|---------------------|-------------|-----------|-----------|----------|-----------|------------|-------------|
| 2015-16 | 11-10 | 339-30.8 | 50-107 | .467 | 4-19 | .211 | 17-44 | .386 | 12-49-61-5.5 | 31-1 | 34 | 26 | 2 | 19 | 121 | 11.0 |
| TOTAL | 11-10 | 339-30.8 | 50-107 | .467 | 4-19 | .211 | 17-44 | .386 | 12-49-61-5.5 | 31-1 | 34 | 26 | 2 | 19 | 121 | 11.0 |

PLAYER BIOS

Tai Wynyard • 6-10 • 255 • Freshman • Forward

Auckland, New Zealand (Rangitoto College)

WYNYARD
14



Notes

- Midyear enrollee who joined the Wildcats on Dec. 17
- Became eligible for the Ohio State game on Dec. 18
- Made the New Zealand National Team at 16 years old, the youngest player ever to make the team
- Named the MVP of the FIBA 3-on-3 World Championships after leading New Zealand to the gold medal
- Played in the Nike Hoop Summit and the International Jordan Brand Classic

Did You Know ...

Tai's father, Jason, is a world-champion lumberjack and owns more than 150 individual world titles.

Tai Wynyard's 2015-16 Game-by-Game Stats

2015-16 Averages

Season Highs

Career Highs

Did not play: Ohio State, #16/15 Louisville, Ole Miss

Tai Wynyard's Career Stats

| Year | GP-GS | Min-Avg | FG-FGA | Pct | 3FG-FGA | Pct | FT-FTA | Pct | Off-Def-Tot-Avg | PF-FO | Ast | TO | Blk | Stl | Pts | Avg |
|---------|-------|---------|--------|-----|---------|-----|--------|-----|-----------------|-------|-----|----|-----|-----|-----|-----|
| 2015-16 | - | - | - | - | - | - | - | - | - | - | - | - | - | - | - | - |
| TOTAL | - | - | - | - | - | - | - | - | - | - | - | - | - | - | - | - |

PLAYER BIOS

Isaac Humphries • 7-0 • 260 • Freshman • Forward

Sydney, Australia (La Lumiere School)

HUMPHRIES
15



Notes

- Logged a career-high 27 minutes at UCLA, where he posted four points and a career-high six rebounds
- Blocked a career-high-tying two shots vs. Duke and South Florida
- Did not play vs. Wright State and Boston University because of a left foot injury
- Gave UK 12 quality minutes in the win over Duke with two points, three rebounds and two blocks
- Reclassified to the 2015 class and joined the team in August
- Vital member of Australian U17 team that took silver at 2014 FIBA U17 World Championships

Did You Know ...

When Isaac needs to relax or de-stress he can be found in UK's Singletary Center playing the piano.

Isaac Humphries' 2015-16 Game-by-Game Stats

| Opponent | Date | gs | min | Total | | 3-Pointers | | Free throws | | Rebounds | | | | pf | a | t/o | blk | stl | pts | avg |
|---------------|----------|----|-----|--------|-------|------------|------|-------------|-------|----------|-----|-----|-----|----|---|-----|-----|-----|-----|-----|
| | | | | fg-fga | pct | 3fg-fga | pct | ft-fa | pct | off | def | tot | avg | | | | | | | |
| ALBANY | 11/13/15 | 7 | | 0-1 | .000 | 0-0 | .000 | 4-4 | 1.000 | 0 | 2 | 2 | 2.0 | 0 | 0 | 1 | 0 | 0 | 4 | 4.0 |
| NJIT | 11/14/15 | 6 | | 2-4 | .500 | 0-0 | .000 | 1-2 | .500 | 1 | 2 | 3 | 2.5 | 1 | 0 | 2 | 1 | 0 | 5 | 4.5 |
| vs #5/4 Duke | 11/17/15 | 12 | | 1-3 | .333 | 0-0 | .000 | 0-0 | .000 | 2 | 1 | 3 | 2.7 | 3 | 1 | 1 | 2 | 0 | 2 | 3.7 |
| vs USF | 11/27/15 | 11 | | 1-3 | .333 | 0-0 | .000 | 0-0 | .000 | 0 | 0 | 0 | 2.0 | 3 | 0 | 1 | 2 | 0 | 2 | 3.3 |
| at UCLA | 12/03/15 | 27 | | 1-2 | .500 | 0-0 | .000 | 2-4 | .500 | 2 | 4 | 6 | 2.8 | 1 | 0 | 1 | 0 | 0 | 4 | 3.4 |
| ARIZONA STATE | 12/12/15 | 5 | | 1-1 | 1.000 | 0-0 | .000 | 1-1 | 1.000 | 1 | 0 | 1 | 2.5 | 3 | 0 | 0 | 0 | 0 | 3 | 3.3 |
| OLE MISS | 01/02/16 | 1 | | 0-1 | .000 | 0-0 | .000 | 0-0 | .000 | 0 | 0 | 0 | 2.1 | 2 | 0 | 1 | 0 | 0 | 2 | 2.9 |
| Totals | | 0 | 69 | 6-15 | .400 | 0-0 | .000 | 8-11 | .727 | 6 | 9 | 15 | 2.1 | 13 | 1 | 7 | 5 | 0 | 20 | 2.9 |

2015-16 Averages

| | |
|-----------------------|------|
| Games played | 7 |
| Minutes/game | 9.9 |
| Points/game | 2.9 |
| FG Pct | 40.0 |
| FT Pct | 72.7 |
| Rebounds/game | 2.1 |
| Assists/game | 0.1 |
| Turnovers/game | 1.0 |
| Assist/turnover ratio | 0.1 |
| Blocks/game | 0.7 |

Season Highs

| | |
|---------------------|-----------------------------------|
| Points | 5 vs. NJIT (11/14/15) |
| FG Made | 2 vs. NJIT (11/14/15) |
| FG Attempts | 4 vs. NJIT (11/14/15) |
| FT Made | 4 vs. ALBANY (11/13/15) |
| FT Attempts | 4, twice, last at UCLA (12/3/15) |
| FT Pct (min 3 made) | 1.000 (4-4) vs. ALBANY (11/13/15) |
| Rebounds | 6 at UCLA (12/3/15) |
| Assists | 1 vs. Duke (11/17/15) |
| Blocks | 2, twice, last vs. USF (11/27/15) |
| Minutes | 27 at UCLA (12/3/15) |

Career Highs

| | |
|---------------------|-----------------------------------|
| Points | 5 vs. NJIT (11/14/15) |
| FG Made | 2 vs. NJIT (11/14/15) |
| FG Attempts | 4 vs. NJIT (11/14/15) |
| FT Made | 4 vs. ALBANY (11/13/15) |
| FT Attempts | 4, twice, last at UCLA (12/3/15) |
| FT Pct (min 3 made) | 1.000 (4-4) vs. ALBANY (11/13/15) |
| Rebounds | 6 at UCLA (12/3/15) |
| Assists | 1 vs. Duke (11/17/15) |
| Blocks | 2, twice, last vs. USF (11/27/15) |
| Minutes | 27 at UCLA (12/3/15) |

Did not play: Wright State (left foot injury), Boston (left foot injury), Illinois State, EKU, Ohio State, #16/15 Louisville

Isaac Humphries' Career Stats

| Year | GP-GS | Min-Avg | FG-FGA | Pct | 3FG-FGA | Pct | FT-FTA | Pct | Off-Def-Tot-Avg | PF-FO | Ast | TO | Blk | Stl | Pts | Avg |
|---------|-------|---------|--------|------|---------|------|--------|------|-----------------|-------|-----|----|-----|-----|-----|-----|
| 2015-16 | 7-0 | 69-9.9 | 6-15 | .400 | 0-0 | .000 | 8-11 | .727 | 6-9-15-2.1 | 13-0 | 1 | 7 | 5 | 0 | 20 | 2.9 |
| TOTAL | 7-0 | 69-9.9 | 6-15 | .400 | 0-0 | .000 | 8-11 | .727 | 6-9-15-2.1 | 13-0 | 1 | 7 | 5 | 0 | 20 | 2.9 |

PLAYER BIOS

Alex Poythress • 6-8 • 230 • Senior • Forward

Clarksville, Tenn. (Northeast)

POYTHRESS

22



Notes

- Leads the team averaging 7.3 rebounds per game
- Played well in the win over Louisville, especially during a 22-2 run that spanned two halves
- Totaled 21 points and a career-high-tying 13 rebounds, his third double-double of the season and fifth of his career, against EKU - coming nearly a year to the day from tearing his ACL. Tore his ACL on Dec. 11, 2014 and registered the 20-10 game on Dec. 9, 2015
- Posted two straight double-doubles vs. Wright State and Boston U., becoming the first UK senior with consecutive double-doubles since Josh Harrellson in 2010-2011 (12/31/2010 vs. Louisville and 1/3/2011 vs. Penn)
- Has played in a team-high 94 career games
- Returning from an ACL injury that cost him 28 games to conclude the 2014-15 season
- Graduated in three years with a degree in business and is now pursuing a master's degree
- Three-time Academic Team honoree and an All-SEC Freshman team selection in 2013
- Preseason All-SEC Second Team selection (Media and Coaches)

Did You Know ...

Alex lists math as his favorite subject in school and playing cards as one of his favorite hobbies.

Alex Poythress' 2015-16 Game-by-Game Stats

| Opponent | Date | gs | min | Total | | 3-Pointers | | Free throws | | Rebounds | | | pf | a | t/o | blk | stl | pts | avg | |
|-------------------|----------|------|------|--------|------|------------|------|-------------|------|----------|-----|-----|-----|----|-----|-----|-----|-----|-----|-----|
| | | | | fg-fga | pct | 3fg-fga | pct | ft-fa | pct | off | def | tot | | | | | | | | avg |
| ALBANY | 11/13/15 | 11 | 1-2 | 500 | 0-1 | .000 | 0-2 | .000 | 0 | 3 | 3 | 3.0 | 4 | 0 | 0 | 1 | 1 | 2 | 2.0 | |
| NJIT | 11/14/15 | 21 | 3-5 | .600 | 0-0 | .000 | 3-5 | .600 | 3 | 4 | 7 | 5.0 | 4 | 0 | 1 | 1 | 1 | 9 | 5.5 | |
| vs #5/4 Duke | 11/17/15 | 30 | 3-10 | .300 | 0-1 | .000 | 3-5 | .600 | 4 | 3 | 7 | 5.7 | 4 | 0 | 0 | 1 | 0 | 9 | 6.7 | |
| WRIGHT STATE | 11/20/15 | 22 | 3-5 | .600 | 0-1 | .000 | 4-4 | 1.000 | 2 | 8 | 10 | 6.8 | 3 | 0 | 0 | 0 | 1 | 10 | 7.5 | |
| BOSTON U. | 11/24/15 | 21 | 7-8 | .875 | 0-0 | .000 | 0-0 | .000 | 5 | 5 | 10 | 7.4 | 3 | 0 | 1 | 0 | 1 | 14 | 8.8 | |
| vs USF | 11/27/15 | 21 | 4-6 | .667 | 0-0 | .000 | 0-0 | .000 | 0 | 5 | 5 | 7.0 | 3 | 0 | 0 | 0 | 0 | 8 | 8.7 | |
| ILLINOIS STATE | 11/30/15 | * 30 | 3-7 | .429 | 0-1 | .000 | 3-5 | .600 | 2 | 5 | 7 | 7.0 | 2 | 2 | 0 | 2 | 1 | 9 | 8.7 | |
| at UCLA | 12/03/15 | 17 | 1-6 | .167 | 0-1 | .000 | 2-2 | 1.000 | 3 | 2 | 5 | 6.8 | 5 | 1 | 0 | 0 | 1 | 4 | 8.1 | |
| EKU | 12/9/15 | * 24 | 9-12 | .750 | 0-2 | .000 | 3-3 | 1.000 | 6 | 7 | 13 | 7.4 | 4 | 0 | 1 | 0 | 0 | 21 | 9.6 | |
| ARIZONA STATE | 12/12/15 | * 19 | 3-3 | 1.000 | 0-0 | .000 | 4-5 | .800 | 0 | 6 | 6 | 7.3 | 4 | 0 | 0 | 1 | 1 | 10 | 9.6 | |
| vs Ohio State | 12/19/15 | * 28 | 2-4 | .500 | 1-1 | 1.000 | 1-3 | .333 | 2 | 5 | 7 | 7.3 | 4 | 1 | 2 | 1 | 0 | 6 | 9.3 | |
| #16/15 LOUISVILLE | 12/26/15 | * 34 | 5-7 | .714 | 0-1 | .000 | 4-7 | .571 | 2 | 4 | 6 | 7.2 | 1 | 1 | 3 | 1 | 14 | 9.7 | | |
| OLE MISS | 01/02/16 | * 23 | 2-5 | .400 | 0-1 | .000 | 2-3 | .667 | 3 | 6 | 9 | 7.3 | 4 | 0 | 3 | 0 | 0 | 6 | 9.4 | |
| Totals | | 6 | 301 | 46-80 | .575 | 1-10 | .100 | 29-44 | .659 | 32 | 63 | 95 | 7.3 | 45 | 5 | 9 | 10 | 8 | 122 | 9.4 |

2015-16 Averages

| | |
|-----------------------|------|
| Games played | 13 |
| Minutes/game | 23.2 |
| Points/game | 9.4 |
| FG Pct | 57.5 |
| 3FG Pct | 10.0 |
| FT Pct | 65.9 |
| Rebounds/game | 7.3 |
| Assists/game | 0.4 |
| Turnovers/game | 0.7 |
| Assist/turnover ratio | 0.6 |
| Steals/game | 0.6 |
| Blocks/game | 0.8 |

Season Highs

| | |
|---------------------|---|
| Points | 21 vs. EKU (12/9/15) |
| FG Made | 9 vs. EKU (12/9/15) |
| FG Attempts | 12 vs. EKU (12/9/15) |
| FG Pct (min 5 made) | .875 (7-8) vs. BOSTON (11/24/15) |
| 3FG Made | 1 vs. Ohio State (12/19/15) |
| 3FG Attempts | 2 vs. EKU (12/9/15) |
| FT Made | 4, 3x, last vs. LOUISVILLE (12/26/15) |
| FT Attempts | 7 vs. LOUISVILLE (12/26/15) |
| FT Pct (min 3 made) | 1.000 (4-4) 2x last vs. WRIGHT ST. (11/20/15) |
| Rebounds | 13 vs. EKU (12/9/15) |
| Assists | 2 vs. ILLINOIS ST. (11/30/15) |
| Steals | 1,8x, last vs. LOUISVILLE (12/28/15) |
| Blocks | 3 vs. LOUISVILLE (12/26/15) |
| Minutes | 34 vs. LOUISVILLE (12/26/15) |

Career Highs

| | |
|---------------------|--|
| Points | .22, twice, last vs. LIU BROOKLYN (11/23/12) |
| FG Made | 9, 5x, last vs. EKU (12/9/15) |
| FG Atts | 12, 3x, last vs. EKU (12/9/15) |
| FG Pct (min 5 made) | .900 (9-10) vs. LAFAYETTE (11/16/15) |
| 3-FG Made | 2, twice, last vs. TENNESSEE (1/15/13) |
| 3-FG Atts | 3, 3x, last vs. EKU (12/9/15) |
| FTs Made | 8, 3x, last vs. TEXAS A&M (1/21/14) |
| FTs Atts | 10, twice, last vs. LSU (1/26/13) |
| FT Pct (min 3 made) | 1.000, 5x, last vs. WRIGHT ST. (11/20/15) |
| Rebounds | 13, twice, last vs. EKU (12/9/13) |
| Assists | 3, twice, last vs. ROBERT MORRIS (11/17/13) |
| Steals | 2, 3x, last vs. Providence (11/30/14) |
| Blocks | 4 vs. UT ARLINGTON (11/25/14) |
| Minutes | 40 vs. MISSOURI (2/23/13) |

Alex Poythress' Career Stats

| Year | GP-GS | Min-Avg | FG-FGA | Pct | 3FG-FGA | Pct | FT-FTA | Pct | Off-Def-Tot-Avg | PF-FO | Ast | TO | Blk | Stl | Pts | Avg |
|--------------|--------------|------------------|----------------|-------------|--------------|-------------|----------------|-------------|------------------------|---------------|-----------|------------|-----------|-----------|------------|------------|
| 2012-13 | 33-31 | 852-25.8 | 133-229 | .581 | 14-33 | .424 | 91-132 | .689 | 62-137-199-6.0 | 88-6 | 22 | 66 | 14 | 9 | 371 | 11.2 |
| 2013-14 | 40-0 | 734-18.4 | 88-177 | .497 | 8-33 | .242 | 50-80 | .625 | 72-109-181-4.5 | 85-2 | 17 | 38 | 29 | 12 | 234 | 5.9 |
| 2014-15 | 8-8 | 162-20.3 | 16-42 | .381 | 0-7 | .000 | 12-14 | .857 | 12-18-30-3.8 | 17-1 | 2 | 8 | 12 | 4 | 44 | 5.5 |
| 2015-16 | 13-6 | 301-23.2 | 46-80 | .575 | 1-10 | .100 | 29-44 | .659 | 32-63-95-7.3 | 45-1 | 5 | 9 | 10 | 8 | 122 | 9.4 |
| TOTAL | 94-45 | 2049-21.8 | 283-528 | .536 | 23-83 | .277 | 182-270 | .674 | 178-327-505-5.4 | 235-10 | 46 | 121 | 65 | 33 | 771 | 8.2 |

PLAYER BIOS

Jamal Murray • 6-4 • 207 • Freshman • Guard

Kitchener, Ontario (Athlete Institute)



Notes

- The first player in Kentucky history to hit at least one 3-pointer in each of his first 13 games
- Leads UK in scoring at 16.7 points per game
- Has scored in double figures in 12 of 13 games this year and 11-straight
- His point-total (33) against Ohio State was the second most by a UK player in the Calipari era (35 by Terrence Jones vs. Auburn on Jan. 11, 2011)
- With his performance in his UK debut against Albany, he became the first UK player to post at least 19 points, eight assists and three steals since John Wall did so against Rider on Nov. 21, 2009
- Made a career-high seven 3-pointers against Ohio State. All of them came in the second half. He missed just one 3-point attempt in the second half
- Breakout performance in the Pan Am Games as a member of the Canadian National Team with 22 points (all in the second half or overtime) and six assists in a triumph over Team USA to advance to the title game
- Reclassified to the 2015 class and joined the team in August

Did You Know ...

Jamal chose No. 23 because it represents the date of his birth. He also meditates to prepare mentally before each game.

Jamal Murray's 2015-16 Game-by-Game Stats

| Opponent | Date | gs | min | Total | | 3-Pointers | | Free throws | | Rebounds | | | | pf | a | t/o | blk | stl | pts | avg | |
|-------------------|----------|----|-----|--------|--------|------------|-------|-------------|-------|----------|-----|-----|-----|-----|----|-----|-----|-----|-----|------|------|
| | | | | fg-fga | pct | 3fg-fga | pct | ft-fga | pct | off | def | tot | avg | | | | | | | | |
| ALBANY | 11/13/15 | * | 32 | 8-15 | .533 | 2-5 | .400 | 1-1 | 1.000 | 1 | 2 | 3 | 3.0 | 3 | 8 | 5 | 0 | 3 | 19 | 19.0 | |
| NUJT | 11/14/15 | * | 30 | 3-13 | .231 | 1-10 | .100 | 1-1 | 1.000 | 1 | 4 | 5 | 4.0 | 2 | 2 | 3 | 0 | 1 | 8 | 13.5 | |
| vs #5/4 Duke | 11/17/15 | * | 38 | 7-17 | .412 | 2-3 | .667 | 0-2 | .000 | 3 | 2 | 5 | 4.3 | 2 | 5 | 3 | 0 | 4 | 16 | 14.3 | |
| WRIGHT STATE | 11/20/15 | * | 34 | 1-4 | .250 | 1-3 | .333 | 10-10 | 1.000 | 0 | 6 | 6 | 4.8 | 1 | 1 | 5 | 0 | 0 | 13 | 14.0 | |
| BOSTON U. | 11/24/15 | * | 31 | 5-9 | .556 | 2-5 | .400 | 0-0 | .000 | 1 | 2 | 3 | 4.4 | 4 | 2 | 2 | 0 | 0 | 12 | 13.6 | |
| vs USF | 11/27/15 | * | 35 | 8-16 | .500 | 2-5 | .400 | 3-3 | 1.000 | 2 | 1 | 3 | 4.2 | 0 | 3 | 0 | 0 | 0 | 21 | 14.8 | |
| ILLINOIS STATE | 11/30/15 | * | 29 | 3-9 | .333 | 1-3 | .333 | 9-13 | .692 | 1 | 4 | 5 | 4.3 | 2 | 1 | 4 | 0 | 1 | 16 | 15.0 | |
| at UCLA | 12/03/15 | * | 35 | 5-16 | .313 | 5-11 | .455 | 2-3 | .667 | 1 | 4 | 5 | 4.4 | 3 | 0 | 3 | 0 | 2 | 17 | 15.3 | |
| EKU | 12/9/15 | * | 36 | 6-15 | .400 | 2-9 | .222 | 2-4 | .500 | 2 | 5 | 7 | 4.7 | 2 | 4 | 4 | 1 | 0 | 16 | 15.3 | |
| ARIZONA STATE | 12/12/15 | * | 29 | 4-13 | .308 | 2-6 | .333 | 7-8 | .875 | 1 | 2 | 3 | 4.5 | 2 | 5 | 2 | 0 | 0 | 17 | 15.5 | |
| vs Ohio State | 12/19/15 | * | 34 | 13-23 | .565 | 7-9 | .778 | 0-0 | .000 | 1 | 2 | 3 | 4.4 | 3 | 1 | 2 | 0 | 1 | 33 | 17.1 | |
| #16/15 LOUISVILLE | 12/26/15 | * | 34 | 3-14 | .214 | 3-8 | .375 | 3-6 | .500 | 1 | 5 | 6 | 4.5 | 3 | 2 | 7 | 1 | 0 | 12 | 16.7 | |
| OLE MISS | 01/02/16 | * | 39 | 7-17 | .412 | 4-12 | .333 | 0-0 | .000 | 3 | 3 | 6 | 4.6 | 1 | 3 | 2 | 0 | 1 | 18 | 16.8 | |
| Totals | | | 13 | 436 | 73-181 | .403 | 34-89 | .382 | 38-51 | .745 | 18 | 42 | 60 | 4.6 | 28 | 37 | 42 | 2 | 13 | 218 | 16.8 |

2015-16 Averages

| | |
|-----------------------|------|
| Games played | 13 |
| Minutes/game | 33.5 |
| Points/game | 16.8 |
| FG Pct | 40.3 |
| 3FG Pct | 38.2 |
| FT Pct | 74.5 |
| Rebounds/game | 4.6 |
| Assists/game | 2.8 |
| Turnovers/game | 3.2 |
| Assist/turnover ratio | 0.9 |
| Steals/game | 1.0 |
| Blocks/game | 0.2 |

Season Highs

| | |
|------------------|--|
| Points | 33 vs. Ohio State (12/19/15) |
| FG Made | 13 vs. Ohio State (12/19/15) |
| FG Attempts | 23 vs. Ohio State (12/19/15) |
| FG Pct (min 5) | .565 (13-23) vs. Ohio State (12/19/15) |
| 3FG Made | 7 vs. Ohio State (12/19/15) |
| 3FG Attempts | 12 vs. Ole Miss (1/2/16) |
| 3FG Pct (min 2) | .778 (7-9) vs. Ohio State (12/19/15) |
| FT Made | 10 vs. WRIGHT ST. (11/20/15) |
| FT Attempts | 13 vs. ILLINOIS STATE (11/30/15) |
| FT Pct. (min. 3) | 1.000, twice last vs. USF (11/27/15) |
| Rebounds | 7 vs. ECU (12/9/15) |
| Assists | 8 vs. ALBANY (11/13/15) |
| Steals | 4 vs. Duke (11/17/15) |
| Blocks | 1, twice, last vs. LOUISVILLE (12/26/15) |
| Minutes | 39 vs. Ole Miss (1/2/16) |

Career Highs

| | |
|------------------|--|
| Points | 33 vs. Ohio State (12/19/15) |
| FG Made | 13 vs. Ohio State (12/19/15) |
| FG Attempts | 23 vs. Ohio State (12/19/15) |
| FG Pct (min 5) | .565 (13-23) vs. Ohio State (12/19/15) |
| 3FG Made | 7 vs. Ohio State (12/19/15) |
| 3FG Attempts | 12 vs. Ole Miss (1/2/16) |
| 3FG Pct (min 2) | .778 (7-9) vs. Ohio State (12/19/15) |
| FT Made | 10 vs. WRIGHT ST. (11/20/15) |
| FT Attempts | 13 vs. ILLINOIS STATE (11/30/15) |
| FT Pct. (min. 3) | 1.000, twice last vs. USF (11/27/15) |
| Rebounds | 7 vs. ECU (12/9/15) |
| Assists | 8 vs. ALBANY (11/13/15) |
| Steals | 4 vs. Duke (11/17/15) |
| Blocks | 1, twice, last vs. LOUISVILLE (12/26/15) |
| Minutes | 39 vs. Ole Miss (1/2/16) |

Jamal Murray's Career Stats

| Year | GP-GS | Min-Avg | FG-FGA | Pct | 3FG-FGA | Pct | FT-FTA | Pct | Off-Def-Tot-Avg | PF-FO | Ast | TO | Blk | Stl | Pts | Avg |
|--------------|--------------|-----------------|---------------|-------------|--------------|-------------|--------------|-------------|---------------------|-------------|-----------|-----------|----------|-----------|------------|-------------|
| 2015-16 | 13-13 | 436-33.5 | 73-181 | .403 | 34-89 | .382 | 38-51 | .745 | 18-42-60-4.6 | 28-0 | 37 | 42 | 2 | 13 | 218 | 16.8 |
| TOTAL | 13-13 | 436-33.5 | 73-181 | .403 | 34-89 | .382 | 38-51 | .745 | 18-42-60-4.6 | 28-0 | 37 | 42 | 2 | 13 | 218 | 16.8 |

PLAYER BIOS

EJ Floréal • 6-4 • 203 • Junior • Guard

Palo Alto, Calif. (Dunbar)



Notes

- Played for the first time this year against Arizona State, grabbing a rebound in the last minute of the game
- Scored on a dunk in the exhibition win over Ottawa and also added three rebounds and an assist
- Academic All-SEC member as a sophomore
- Played in 17 career games

Did You Know ...

EJ is a tremendous athlete who also competed in track and field while in high school. He has been tabbed the team's best dunker.

EJ Floréal's 2015-16 Game-by-Game Stats

| Opponent | Date | gs | min | Total | | 3-Pointers | | Free throws | | Rebounds | | | | pf | a | t/o | blk | stl | pts | avg |
|---------------|----------|----|-----|--------|------|------------|------|-------------|------|----------|-----|-----|-----|----|---|-----|-----|-----|-----|-----|
| | | | | fg-fga | pct | 3fg-fga | pct | ft-fa | pct | off | def | tot | avg | | | | | | | |
| ARIZONA STATE | 12/12/15 | 1 | | 0-0 | .000 | 0-0 | .000 | 0-0 | .000 | 1 | 0 | 1 | 1.0 | 0 | 0 | 0 | 0 | 0 | 0 | 0.0 |
| Totals | | 0 | 1 | 0-0 | .000 | 0-0 | .000 | 0-0 | .000 | 1 | 0 | 1 | 1.0 | 0 | 0 | 0 | 0 | 0 | 0.0 | |

2015-16 Averages

| | |
|---------------|-----|
| Games played | 1 |
| Minutes/game | 1.0 |
| Rebounds/game | 1.0 |

Season Highs

| | |
|----------|------------------------------|
| Rebounds | 1 vs. ARIZONA ST. (12/12/15) |
| Minutes | 1 vs. ARIZONA ST. (12/12/15) |

Career Highs

| | |
|---------------------|---|
| Points | 2, vs. Robert Morris (11/17/13) |
| Rebounds | 1, 3x, last vs. ARIZONA ST. (12/12/15) |
| FG Made | 1, vs. Robert Morris (11/17/13) |
| FG Atts | 1, twice, last vs. Montana St. (11/23/14) |
| FG Pct (min 5 made) | - |
| 3-FG Made | - |
| 3-FG Atts | - |
| FTs Made | 1, vs. Kansas (11/18/14) |
| FTs Atts | 2, vs. Kansas (11/18/14) |
| FT Pct (min 3 made) | - |
| Assists | - |
| Steals | 1, twice, last vs. UCLA (12/20/14) |
| Blocks | 1, vs. Robert Morris (11/17/13) |
| Minutes | 5, vs. Montana State (11/23/14) |

Did not play: Albany, NJIT, vs. #5/4 Duke, Wright State, Boston (illness), vs. USF, Illinois State, at UCLA, EKU, Ohio State, #16/15 Louisville, Ole Miss

EJ Floréal's Career Stats

| Year | GP-GS | Min-Avg | FG-FGA | Pct | 3FG-FGA | Pct | FT-FTA | Pct | Off-Def-Tot-Avg | PF-FO | Ast | TO | Blk | Stl | Pts | Avg |
|--------------|-------------|---------------|------------|-------------|------------|-------------|------------|-------------|------------------|------------|----------|----------|----------|----------|----------|------------|
| 2013-14 | 3-0 | 4-1.3 | 1-1 | 1.000 | 0-0 | .000 | 0-0 | .000 | 0-1-1-0.3 | 1-0 | 0 | 0 | 1 | 1 | 2 | 0.7 |
| 2014-15 | 13-0 | 20-1.5 | 0-1 | .000 | 0-0 | .000 | 1-2 | .500 | 0-1-1-0.1 | 2-0 | 0 | 4 | 0 | 1 | 1 | 0.1 |
| 2015-16 | 1-0 | 1-1.0 | 0-0 | .000 | 0-0 | .000 | 0-0 | .000 | 1-0-1-1.0 | 0-0 | 0 | 0 | 0 | 0 | 0 | 0.0 |
| TOTAL | 17-0 | 25-1.5 | 1-2 | .500 | 0-0 | .000 | 1-2 | .500 | 1-2-3-0.2 | 3-0 | 0 | 4 | 1 | 2 | 3 | 0.2 |

PLAYER BIOS

Dominique Hawkins • 6-0 • 190 • Junior • Guard

Richmond, Ky. (Madison Central)



Notes

- Left the Ole Miss game in the second half with an ankle injury
- Had a career game against Louisville with 13 points, adding three 3s - prior to that game he'd never made more than one 3 in a game
- Became the first Kentucky native to score in double figures for the Wildcats against Louisville since Darius Miller did so in the 2012 Final Four
- Calipari on Hawkins' performance vs. Louisville: "He'll fight like crazy, he's got a great temperament, a great demeanor. One of the great kids of all time. I mean literally one of the great kids."
- Broke his hand during preseason practices and did not compete in the exhibition games but has played in six regular-season games
- Appeared in 67 career games and has made nine starts

Did You Know ...

Dominique is the self-proclaimed best video game player on the team. He lists his mom, Denise, as the greatest influence in his life.

Dominique Hawkins' 2015-16 Game-by-Game Stats

| Opponent | Date | gs | min | Total | | 3-Pointers | | Free throws | | Rebounds | | | | pf | a | t/o | blk | stl | pts | avg |
|-------------------|----------|----|-----|--------|------|------------|------|-------------|------|----------|-----|-----|-----|----|---|-----|-----|-----|-----|-----|
| | | | | fg-fga | pct | 3fg-fga | pct | ft-fa | pct | off | def | tot | avg | | | | | | | |
| ALBANY | 11/13/15 | 11 | 0-1 | .000 | 0-1 | .000 | 0-0 | .000 | 1 | 0 | 1 | 1.0 | 3 | 0 | 0 | 0 | 0 | 0 | 0 | 0.0 |
| NJIT | 11/14/15 | 3 | 0-1 | .000 | 0-0 | .000 | 1-2 | .500 | 1 | 0 | 1 | 1.0 | 2 | 1 | 0 | 0 | 0 | 1 | 0.5 | |
| BOSTON U. | 11/24/15 | 3 | 0-1 | .000 | 0-1 | .000 | 0-0 | .000 | 0 | 0 | 0 | 0.7 | 1 | 0 | 0 | 0 | 0 | 0 | 0.3 | |
| vs USF | 11/27/15 | 9 | 1-2 | .500 | 1-2 | .500 | 0-0 | .000 | 0 | 0 | 0 | 0.5 | 0 | 1 | 0 | 0 | 1 | 3 | 1.0 | |
| ILLINOIS STATE | 11/30/15 | 24 | 1-5 | .200 | 0-3 | .000 | 5-7 | .714 | 0 | 0 | 0 | 0.4 | 1 | 0 | 1 | 1 | 1 | 7 | 2.2 | |
| at UCLA | 12/03/15 | 8 | 1-3 | .333 | 0-1 | .000 | 0-0 | .000 | 2 | 1 | 3 | 0.8 | 0 | 0 | 0 | 0 | 0 | 2 | 2.2 | |
| EKU | 12/9/15 | 6 | 0-0 | .000 | 0-0 | .000 | 2-2 | 1.000 | 1 | 1 | 2 | 1.0 | 1 | 2 | 0 | 0 | 0 | 2 | 2.1 | |
| ARIZONA STATE | 12/12/15 | 2 | 0-1 | .000 | 0-1 | .000 | 0-0 | .000 | 0 | 0 | 0 | 0.9 | 0 | 0 | 1 | 0 | 0 | 0 | 1.9 | |
| vs Ohio State | 12/19/15 | 2 | 0-0 | .000 | 0-0 | .000 | 0-0 | .000 | 0 | 0 | 0 | 0.8 | 0 | 0 | 0 | 0 | 0 | 0 | 1.7 | |
| #16/15 LOUISVILLE | 12/26/15 | 26 | 3-4 | .750 | 3-4 | .750 | 4-6 | .667 | 0 | 1 | 1 | 0.8 | 3 | 1 | 1 | 0 | 0 | 13 | 2.8 | |
| OLE MISS | 01/02/16 | 3 | 0-1 | .000 | 0-1 | .000 | 0-0 | .000 | 0 | 0 | 0 | 0.7 | 2 | 1 | 0 | 0 | 0 | 0 | 2.5 | |
| Totals | | 0 | 97 | 6-19 | .316 | 4-14 | .286 | 12-17 | .706 | 5 | 3 | 8 | 0.7 | 13 | 6 | 3 | 1 | 2 | 28 | 2.5 |

2015-16 Averages

| | |
|-----------------------|------|
| Games played | 11 |
| Minutes/game | 8.8 |
| Points/game | 2.5 |
| FG Pct | 31.6 |
| 3FG Pct | 28.6 |
| FT Pct | 70.6 |
| Rebounds/game | 0.7 |
| Assists/game | 0.5 |
| Turnovers/game | 0.3 |
| Assist/turnover ratio | 2.0 |
| Steals/game | 0.2 |
| Blocks/game | 0.1 |

Season Highs

| | |
|-------------------|--|
| Points | 13 vs. LOUISVILLE (12/26/15) |
| FG Made | 3 vs. LOUISVILLE (12/26/15) |
| FG Attempts | 5 vs. ILLINOIS ST. (11/27/15) |
| 3FG Made | 3 vs. LOUISVILLE (12/26/15) |
| 3FG Attempts | 4 vs. LOUISVILLE (12/26/15) |
| 3FG Pct. (2 made) | .750 (3-4) LOUISVILLE (12/26/15) |
| FT Made | 5 vs. ILLINOIS ST. (11/30/15) |
| FT Attempts | 7 vs. ILLINOIS ST. (11/30/15) |
| FT Pct. (3 made) | .714 (5-7) ILLINOIS ST. (11/30/15) |
| Rebounds | 3 at UCLA (12/3/15) |
| Assists | 2 vs. EKU (12/9/15) |
| Steals | 1, twice, last vs. ILLINOIS ST. (11/30/15) |
| Blocks | 1 vs. ILLINOIS ST. (11/30/15) |
| Minutes | 26 vs. LOUISVILLE (12/26/15) |

Career Highs

| | |
|---------------------|--|
| Points | 13 vs. LOUISVILLE (12/26/15) |
| FG Made | 3, twice, last vs. LOUISVILLE (12/26/15) |
| FG Atts | 8 vs. Montana State (11/23/14) |
| FG Pct (min 5 made) | |
| 3FG Made | 3 vs. LOUISVILLE (12/26/15) |
| 3FG Attempts | 4 vs. LOUISVILLE (12/26/15) |
| 3FG Pct. (2 made) | .750 (3-4) LOUISVILLE (12/26/15) |
| FTs Made | 5 vs. ILLINOIS ST. (11/30/15) |
| FTs Atts | 7 vs. ILLINOIS ST. (11/30/15) |
| FT Pct (min 5 made) | .714 (5-7) vs. ILLINOIS ST. (11/30/15) |
| Rebs | 4 vs. Belmont (12/21/13) |
| Assists | 6 vs. EKU (12/7/14) |
| Steals | 2, twice, last at Florida (2/7/15) |
| Blocks | 1, 3x, last vs. ILLINOIS ST. (11/30/15) |
| Minutes | 26 vs. LOUISVILLE (12/26/15) |

Did not play vs.: Duke, Wright State (illness)

Dominique Hawkins' Career Stats

| Year | GP-GS | Min-Avg | FG-FGA | Pct | 3FG-FGA | Pct | FT-FTA | Pct | Off-Def-Tot-Avg | PF-FO | Ast | TO | Blk | Stl | Pts | Avg |
|--------------|-------------|----------------|--------------|-------------|--------------|-------------|--------------|-------------|---------------------|-------------|-----------|-----------|----------|-----------|-----------|------------|
| 2013-14 | 33-0 | 283-8.6 | 9-31 | .290 | 2-16 | .125 | 5-13 | .385 | 7-16-23-0.7 | 37-0 | 12 | 6 | 1 | 4 | 25 | 0.8 |
| 2014-15 | 23-9 | 163-7.1 | 10-35 | .286 | 5-21 | .238 | 4-10 | .400 | 3-13-16-0.7 | 14-0 | 14 | 5 | 1 | 7 | 29 | 1.3 |
| 2015-16 | 11-0 | 97-8.8 | 6-19 | .316 | 4-14 | .286 | 12-17 | .706 | 5-3-8-0.7 | 13-0 | 6 | 3 | 1 | 2 | 28 | 2.5 |
| TOTAL | 67-9 | 543-8.1 | 25-85 | .294 | 11-51 | .216 | 21-40 | .525 | 15-32-47-0.7 | 64-0 | 32 | 14 | 3 | 13 | 82 | 1.2 |

PLAYER BIOS

Derek Willis • 6-9 • 220 • Junior • Forward

Mt. Washington, Ky. (Bullitt East)



Notes

- Scored double-digit points in UK's opening two games
- After five straight games in single digits, scored 11 points at UCLA to go along with a career-high six rebounds
- Made his first-career start vs. NJIT after he set new career highs in points (14), field goals (four), 3-pointers made (two), field-goal attempts (seven) and minutes played (28)
- Against NJIT he tied his career high with a 4-for-4 mark from the free-throw line and had five rebounds
- Has appeared in 45 career games
- Two-time All-SEC Academic Team performer

Did You Know ...

Derek chose his jersey number because Kevin Durant is his favorite player. He lists ping-pong as a hobby outside of basketball.

Derek Willis' 2015-16 Game-by-Game Stats

| Opponent | Date | gs | min | Total | | 3-Pointers | | Free throws | | Rebounds | | | | pf | a | t/o | blk | stl | pts | avg |
|-------------------|----------|----|-----|--------|------|------------|------|-------------|-------|----------|-----|-----|-----|----|---|-----|-----|-----|------|-----|
| | | | | fg-fga | pct | 3fg-fga | pct | ft-fa | pct | off | def | tot | avg | | | | | | | |
| ALBANY | 11/13/15 | 28 | 4-7 | .571 | 2-5 | .400 | 4-4 | 1.000 | 2 | 3 | 5 | 5.0 | 1 | 3 | 3 | 0 | 2 | 14 | 14.0 | |
| NJIT | 11/14/15 | 17 | 4-5 | .800 | 3-4 | .750 | 0-0 | .000 | 0 | 3 | 3 | 4.0 | 1 | 1 | 0 | 2 | 0 | 11 | 12.5 | |
| vs #5/4 Duke | 11/17/15 | 7 | 0-1 | .000 | 0-1 | .000 | 0-0 | .000 | 0 | 0 | 0 | 2.7 | 1 | 0 | 0 | 0 | 0 | 0 | 8.3 | |
| WRIGHT STATE | 11/20/15 | 9 | 1-3 | .333 | 0-1 | .000 | 0-0 | .000 | 0 | 0 | 0 | 2.0 | 1 | 0 | 0 | 0 | 0 | 2 | 6.8 | |
| BOSTON U. | 11/24/15 | 9 | 1-6 | .167 | 0-3 | .000 | 0-0 | .000 | 1 | 1 | 2 | 2.0 | 1 | 0 | 0 | 0 | 2 | 2 | 5.8 | |
| vs USF | 11/27/15 | 6 | 1-3 | .333 | 0-1 | .000 | 0-0 | .000 | 0 | 0 | 0 | 1.7 | 1 | 0 | 1 | 0 | 1 | 2 | 5.2 | |
| ILLINOIS STATE | 11/30/15 | 8 | 1-2 | .500 | 1-2 | .500 | 2-2 | 1.000 | 0 | 2 | 2 | 1.7 | 0 | 0 | 0 | 1 | 0 | 5 | 5.1 | |
| at UCLA | 12/03/15 | 14 | 4-9 | .444 | 1-4 | .250 | 2-2 | 1.000 | 3 | 3 | 6 | 2.3 | 5 | 0 | 0 | 0 | 1 | 11 | 5.9 | |
| EKU | 12/9/15 | 6 | 1-3 | .333 | 0-2 | .000 | 0-0 | .000 | 0 | 1 | 1 | 2.1 | 0 | 1 | 0 | 0 | 0 | 2 | 5.4 | |
| ARIZONA STATE | 12/12/15 | 14 | 3-4 | .750 | 1-2 | .500 | 0-0 | .000 | 1 | 2 | 3 | 2.2 | 1 | 0 | 1 | 1 | 1 | 7 | 5.6 | |
| #16/15 LOUISVILLE | 12/26/15 | 16 | 1-4 | .250 | 1-3 | .333 | 0-0 | .000 | 1 | 1 | 2 | 2.2 | 0 | 0 | 2 | 0 | 0 | 3 | 5.4 | |
| OLE MISS | 01/02/16 | 9 | 3-4 | .750 | 2-3 | .667 | 0-0 | .000 | 1 | 0 | 1 | 2.1 | 1 | 1 | 2 | 0 | 0 | 8 | 5.6 | |
| Totals | | 1 | 143 | 24-51 | .471 | 11-31 | .355 | 8-8 | 1.000 | 9 | 16 | 25 | 2.1 | 13 | 6 | 9 | 4 | 7 | 67 | 5.6 |

2015-16 Averages

| | |
|-----------------------|-------|
| Games played | 12 |
| Minutes/game | 11.9 |
| Points/game | 5.6 |
| FG Pct | 47.1 |
| 3FG Pct | 35.5 |
| FT Pct | 100.0 |
| Rebounds/game | 2.1 |
| Assists/game | 0.5 |
| Turnovers/game | 0.8 |
| Assist/turnover ratio | 0.7 |
| Steals/game | 0.6 |
| Blocks/game | 0.3 |

Season Highs

| | |
|-----------------|-------------------------------------|
| Points | 14 vs. ALBANY (11/13/15) |
| FG Made | 4, 3x, last at. UCLA (12/3/15) |
| FG Attempts | 9 at UCLA (12/3/15) |
| 3FG Made | 3 vs. NJIT (11/14/15) |
| 3FG Attempts | 5 vs. ALBANY (11/13/15) |
| 3FG Pct (min 2) | .750 (3-4) vs. NJIT (11/14/15) |
| FT Made | 4 vs. ALBANY (11/13/15) |
| FT Attempts | 4 vs. ALBANY (11/13/15) |
| FT Pct (min 3) | 1.000 (4-4) vs. ALBANY (11/13/15) |
| Rebounds | 6 at UCLA (12/3/15) |
| Assists | 3 vs. ALBANY (11/13/15) |
| Steals | 2, twice, last vs BOSTON (11/24/15) |
| Blocks | 2 vs. NJIT (11/14/15) |
| Minutes | 28 vs. ALBANY (11/13/15) |

Career Highs

| | |
|----------------|--|
| Points | 14 vs. ALBANY (11/13/15) |
| FG Made | 4, 3x, last at. UCLA (12/3/15) |
| FG Attempts | 9 at UCLA (12/3/15) |
| 3-FG Made | 3 vs. NJIT (11/14/15) |
| 3-FG Atts | 5 vs. ALBANY (11/13/15) |
| FTs Made | 4, twice, last vs. ALBANY (11/13/15) |
| FTs Atts | 6 vs. Northern Kentucky (11/10/13) |
| FT Pct (min 3) | 1.000, twice, last vs. ALBANY (11/13/15) |
| Rebounds | 6 at UCLA (12/3/15) |
| Assists | 3 vs. ALBANY (11/13/15) |
| Steals | 2, twice, last vs BOSTON (11/24/15) |
| Blocks | 3, vs. UCLA (12/20/14) |
| Minutes | 28 vs. ALBANY (11/13/15) |

Did not play vs. Ohio State (ankle)

Derek Willis' Career Stats

| Year | GP-GS | Min-Avg | FG-FGA | Pct | 3FG-3FGA | Pct | FT-FTA | Pct | Off-Def-Tot-Avg | PF-FO | Ast | TO | Blk | Stl | Pts | Avg |
|--------------|-------------|----------------|--------------|-------------|--------------|-------------|--------------|-------------|---------------------|-----------|----------|-----------|-----------|----------|-----------|------------|
| 2013-14 | 14-0 | 39-2.8 | 3-9 | .333 | 1-6 | .167 | 9-12 | .750 | 1-7-8-0.6 | 0-0 | 0 | 4 | 0 | 1 | 16 | 1.1 |
| 2014-15 | 19-0 | 75-3.9 | 7-18 | .389 | 5-15 | .333 | 6-6 | 1.000 | 5-9-14-0.7 | 5-0 | 5 | 8 | 3 | 2 | 25 | 1.3 |
| 2015-16 | 12-1 | 143-11.9 | 24-51 | .471 | 11-31 | .355 | 8-8 | 1.000 | 9-16-25-2.1 | 13-1 | 6 | 9 | 4 | 7 | 67 | 5.6 |
| TOTAL | 45-1 | 257-5.7 | 34-78 | .436 | 17-52 | .327 | 23-26 | .885 | 15-32-47-1.0 | 18 | 1 | 11 | 21 | 7 | 10 | 108 |

SEASON BOX SCORES

EXHIBITION GAME ONE
KENTUCKY 117, OTTAWA 58

Official Basketball Box Score - Game Totals - Final Statistics
Ottawa vs Kentucky
11/2/15 7:00 pm at Rupp Arena - Lexington, KY

Table with 14 columns: #, Player, FG-FGA, 3-Ptr, FT-FTA, Rebounds, PF, TP, A, TO, Blk, Stl, Min. Rows include players like Oakes, Preston, O'Con, John, Mitchell, Hollis, Jones, Pat, etc.

Kentucky 117

Summary statistics for Kentucky 117: FG % 1st Half: 26-36 (72.2%), 2nd half: 22-44 (50.0%), 3FG % 1st Half: 7-10 (70.0%), 2nd half: 5-12 (41.7%), FT % 1st Half: 8-12 (66.7%), 2nd half: 1-6 (16.7%).

Officials: John Hampton, Bart Lenox, Brent Hampton
Technical fouls: Ottawa-None, Kentucky-None.
Attendance: 20743

Score by periods table with columns: 1st, 2nd, Total. Rows: Ottawa, Kentucky.

EXHIBITION GAME TWO
KENTUCKY 111, KENTUCKY STATE 58

Official Basketball Box Score - Game Totals - Final Statistics
Kentucky State Univ vs Kentucky
11/6/15 6:00 p.m. at Rupp Arena - Lexington, KY

Table with 14 columns: #, Player, FG-FGA, 3-Ptr, FT-FTA, Rebounds, PF, TP, A, TO, Blk, Stl, Min. Rows include players like William Bryant, Dorian Jordan, Trullon Ford, etc.

Kentucky 111 • 0-0

Summary statistics for Kentucky 111: FG % 1st Half: 38-67 (56.3%), 2nd half: 20-35 (57.1%), 3FG % 1st Half: 2-6 (33.3%), 2nd half: 2-9 (22.2%), FT % 1st Half: 8-12 (66.7%), 2nd half: 18-25 (72.0%).

Officials: John Hampton, Bart Lenox, Byron Jarrett
Technical fouls: Kentucky State Univ-None, Kentucky-None.
Attendance: 21328

Score by periods table with columns: 1st, 2nd, Total. Rows: Kentucky State Univ, Kentucky.

GAME ONE
#2 KENTUCKY 78, ALBANY 65

Official Basketball Box Score - Game Totals - Final Statistics
Albany vs Kentucky
11/13/15 7:00 pm at Rupp Arena - Lexington, KY

Table with 14 columns: #, Player, FG-FGA, 3-Ptr, FT-FTA, Rebounds, PF, TP, A, TO, Blk, Stl, Min. Rows include players like Rowley, Mike, Stire, Greig, Singletary, Evan, etc.

Kentucky 78 • 1-0

Summary statistics for Kentucky 78: FG % 1st Half: 13-28 (46.4%), 2nd half: 15-22 (68.2%), 3FG % 1st Half: 4-11 (36.4%), 2nd half: 2-6 (33.3%), FT % 1st Half: 8-11 (72.7%), 2nd half: 8-13 (61.5%).

Officials: Karl Hess, Brian Shey, Glenn Tuitt
Technical fouls: Albany-Charles, Travis; Singletary, Evan, Kentucky-Alex
Attendance: 22080

Score by periods table with columns: 1st, 2nd, Total. Rows: Albany, Kentucky.

Last FG - ALBANY 2nd-00:19, UK 2nd-00:59.
Largest lead - ALBANY None, UK by 21-2nd-08:33.
ALBANY led for 00:00. UK led for 38:35. Game was tied for 01:25.

Points In Paint, Off T/O, 2nd Chance, Fast Break, Bench. Rows: ALBANY, UK.

Score tied - 0 times.
Lead changed - 0 times.

GAME TWO
#2 KENTUCKY 87, NJIT 57

Official Basketball Box Score - Game Totals - Final Statistics
NJIT vs Kentucky
11/14/15 8:00 pm at Rupp Arena - Lexington, KY

Table with 14 columns: #, Player, FG-FGA, 3-Ptr, FT-FTA, Rebounds, PF, TP, A, TO, Blk, Stl, Min. Rows include players like Coleman, Tim, Smith, Terrence, Howard, Ky, etc.

Kentucky 87 • 2-0

Summary statistics for Kentucky 87: FG % 1st Half: 11-27 (40.7%), 2nd half: 6-28 (21.4%), 3FG % 1st Half: 3-8 (37.5%), 2nd half: 2-11 (18.2%), FT % 1st Half: 3-4 (75.0%), 2nd half: 15-18 (83.3%).

Officials: Joe DeRosa, Chuck Jones, Jacyn Goble
Technical fouls: NJIT-None, Kentucky-None.
Attendance: 22671

Score by periods table with columns: 1st, 2nd, Total. Rows: NJIT, Kentucky.

Last FG - NJIT 2nd-04:35, UK 2nd-01:32.
Largest lead - NJIT by 6-1st-15:57, UK by 34-2nd-05:31.
NJIT led for 06:59. UK led for 30:05. Game was tied for 02:56.

Score tied - 2 times.
Lead changed - 1 time.



2015-16 Kentucky Men's Basketball
 Kentucky Combined Team Statistics (as of Jan 02, 2016)
 All games



| RECORD: | OVERALL | HOME | AWAY | NEUTRAL |
|----------------|---------|------|------|---------|
| ALL GAMES | 11-2 | 9-0 | 0-1 | 2-1 |
| CONFERENCE | 1-0 | 1-0 | 0-0 | 0-0 |
| NON-CONFERENCE | 10-2 | 8-0 | 0-1 | 2-1 |

| # | Player | gp-gs | min | avg | Total | | 3-Point | | F-Throw | | Rebounds | | | | pf | dq | a | to | blk | stl | pts | avg |
|----------------|-------------------|-------|------|------|---------|------|---------|------|---------|-------|----------|-----|-----|------|-----|----|-----|-----|-----|-----|------|------|
| | | | | | fg-fga | fg% | 3fg-fga | 3fg% | ft-fa | ft% | off | def | tot | avg | | | | | | | | |
| 23 | Jamal Murray | 13-13 | 436 | 33.5 | 73-181 | .403 | 34-89 | .382 | 38-51 | .745 | 18 | 42 | 60 | 4.6 | 28 | 0 | 37 | 42 | 2 | 13 | 218 | 16.8 |
| 03 | Tyler Ulis | 12-12 | 425 | 35.4 | 49-125 | .392 | 17-59 | .288 | 46-53 | .868 | 8 | 32 | 40 | 3.3 | 15 | 0 | 71 | 24 | 2 | 20 | 161 | 13.4 |
| 13 | Isaiah Briscoe | 11-10 | 339 | 30.8 | 50-107 | .467 | 4-19 | .211 | 17-44 | .386 | 12 | 49 | 61 | 5.5 | 31 | 1 | 34 | 26 | 2 | 19 | 121 | 11.0 |
| 22 | Alex Poythress | 13-6 | 301 | 23.2 | 46-80 | .575 | 1-10 | .100 | 29-44 | .659 | 32 | 63 | 95 | 7.3 | 45 | 1 | 5 | 9 | 10 | 8 | 122 | 9.4 |
| 01 | Skal Labissiere | 13-11 | 261 | 20.1 | 44-84 | .524 | 0-0 | .000 | 31-42 | .738 | 17 | 29 | 46 | 3.5 | 43 | 3 | 5 | 17 | 23 | 4 | 119 | 9.2 |
| 00 | Marcus Lee | 13-9 | 305 | 23.5 | 52-78 | .667 | 0-0 | .000 | 14-33 | .424 | 44 | 50 | 94 | 7.2 | 34 | 2 | 4 | 13 | 26 | 8 | 118 | 9.1 |
| 35 | Derek Willis | 12-1 | 143 | 11.9 | 24-51 | .471 | 11-31 | .355 | 8-8 | 1.000 | 9 | 16 | 25 | 2.1 | 13 | 1 | 6 | 9 | 4 | 7 | 67 | 5.6 |
| 04 | Charles Matthews | 13-3 | 190 | 14.6 | 16-31 | .516 | 1-4 | .250 | 9-19 | .474 | 13 | 11 | 24 | 1.8 | 20 | 0 | 9 | 12 | 1 | 10 | 42 | 3.2 |
| 15 | Isaac Humphries | 7-0 | 69 | 9.9 | 6-15 | .400 | 0-0 | .000 | 8-11 | .727 | 6 | 9 | 15 | 2.1 | 13 | 0 | 1 | 7 | 5 | 0 | 20 | 2.9 |
| 25 | Dominique Hawkins | 11-0 | 97 | 8.8 | 6-19 | .316 | 4-14 | .286 | 12-17 | .706 | 5 | 3 | 8 | 0.7 | 13 | 0 | 6 | 3 | 1 | 2 | 28 | 2.5 |
| 10 | Jonny David | 4-0 | 5 | 1.3 | 0-1 | .000 | 0-1 | .000 | 2-2 | 1.000 | 0 | 0 | 0 | 0.0 | 0 | 0 | 0 | 1 | 0 | 0 | 2 | 0.5 |
| 11 | Mychal Mulder | 9-0 | 28 | 3.1 | 1-4 | .250 | 0-3 | .000 | 0-0 | .000 | 3 | 4 | 7 | 0.8 | 1 | 0 | 4 | 0 | 0 | 0 | 2 | 0.2 |
| 24 | EJ Floreal | 1-0 | 1 | 1.0 | 0-0 | .000 | 0-0 | .000 | 0-0 | .000 | 1 | 0 | 1 | 1.0 | 0 | 0 | 0 | 0 | 0 | 0 | 0 | 0.0 |
| Team | | | | | | | | | | | 20 | 22 | 42 | | | | 5 | | | | | |
| Total..... | | 13 | 2600 | | 367-776 | .473 | 72-230 | .313 | 214-324 | .660 | 188 | 330 | 518 | 39.8 | 256 | 8 | 182 | 168 | 76 | 91 | 1020 | 78.5 |
| Opponents..... | | 13 | 2600 | | 306-762 | .402 | 62-209 | .297 | 182-255 | .714 | 155 | 264 | 419 | 32.2 | 289 | - | 109 | 186 | 34 | 73 | 856 | 65.8 |

| TEAM STATISTICS | UK | OPP | Date | Opponent | Score | Att. |
|------------------------|---------|---------|------------|-------------------|---------|-------|
| SCORING | 1020 | 856 | 11/13/15 | ALBANY | w 78-65 | 22080 |
| Points per game | 78.5 | 65.8 | 11/14/15 | NJIT | w 87-57 | 22671 |
| Scoring margin | +12.6 | - | 1 11/17/15 | vs #5/4 Duke | w 74-63 | 21461 |
| FIELD GOALS-ATT | 367-776 | 306-762 | 11/20/15 | WRIGHT STATE | w 78-63 | 22563 |
| Field goal pct | .473 | .402 | 11/24/15 | BOSTON U. | w 82-62 | 22623 |
| 3 POINT FG-ATT | 72-230 | 62-209 | 2 11/27/15 | vs USF | w 84-63 | 10023 |
| 3-point FG pct | .313 | .297 | 11/30/15 | ILLINOIS STATE | w 75-63 | 21894 |
| 3-pt FG made per game | 5.5 | 4.8 | 12/03/15 | at UCLA | L 77-87 | 12202 |
| FREE THROWS-ATT | 214-324 | 182-255 | 12/9/15 | EKU | w 88-67 | 22544 |
| Free throw pct | .660 | .714 | 12/12/15 | ARIZONA STATE | w 72-58 | 23665 |
| F-Throws made per game | 16.5 | 14.0 | 3 12/19/15 | vs Ohio State | L 67-74 | 16311 |
| REBOUNDS | 518 | 419 | 12/26/15 | #16/15 LOUISVILLE | w 75-73 | 24412 |
| Rebounds per game | 39.8 | 32.2 | * 01/02/16 | OLE MISS | w 83-61 | 24399 |
| Rebounding margin | +7.6 | - | | | | |
| ASSISTS | 182 | 109 | | | | |
| Assists per game | 14.0 | 8.4 | | | | |
| TURNOVERS | 168 | 186 | | | | |
| Turnovers per game | 12.9 | 14.3 | | | | |
| Turnover margin | +1.4 | - | | | | |
| Assist/turnover ratio | 1.1 | 0.6 | | | | |
| STEALS | 91 | 73 | | | | |
| Steals per game | 7.0 | 5.6 | | | | |
| BLOCKS | 76 | 34 | | | | |
| Blocks per game | 5.8 | 2.6 | | | | |
| ATTENDANCE | 206851 | 59997 | | | | |
| Home games-Avg/Game | 9-22983 | 1-12202 | | | | |
| Neutral site-Avg/Game | - | 3-15932 | | | | |

* = Conference game
 1 = Champions Classic - United Center, Chicago
 2 = Hoophall Miami Invitational - American Airlines Arena, Miami
 3 = CBS Sports Classic - Barclays Center, Brooklyn, N.Y.

| Score by Periods | 1st | 2nd | Totals |
|------------------|-----|-----|--------|
| Kentucky | 489 | 531 | 1020 |
| Opponents | 396 | 460 | 856 |



2015-16 Kentucky Men's Basketball
 Kentucky Season Schedule/Results & Leaders (as of Jan 02, 2016)
 All games



| RECORD: | OVERALL | HOME | AWAY | NEUTRAL |
|----------------|---------|------|------|---------|
| ALL GAMES | 11-2 | 9-0 | 0-1 | 2-1 |
| CONFERENCE | 1-0 | 1-0 | 0-0 | 0-0 |
| NON-CONFERENCE | 10-2 | 8-0 | 0-1 | 2-1 |

| Date | Opponent | Score | Att. | High Points | High Rebounds |
|----------|-------------------|---------|-------|----------------------|--------------------|
| 11/13/15 | ALBANY | w 78-65 | 22080 | (19)Jamal Murray | (8)Marcus Lee |
| 11/14/15 | NJIT | w 87-57 | 22671 | (26)Labissiere, Skal | (12)Isaiah Briscoe |
| 11/17/15 | 1vs #5/4 Duke | w 74-63 | 21461 | (18)Tyler Ulis | (10)Marcus Lee |
| 11/20/15 | WRIGHT STATE | w 78-63 | 22563 | (21)Ulis, Tyler | (10)Alex Poythress |
| 11/24/15 | BOSTON U. | w 82-62 | 22623 | (16)Labissiere, Skal | (10)Alex Poythress |
| 11/27/15 | 2vs USF | w 84-63 | 10023 | (21)Jamal Murray | (6)Isaiah Briscoe |
| | | | | | (6)Marcus Lee |
| 11/30/15 | ILLINOIS STATE | w 75-63 | 21894 | (18)Isaiah Briscoe | (12)Marcus Lee |
| 12/03/15 | at UCLA | 77-87 L | 12202 | (20)Isaiah Briscoe | (6)Derek Willis |
| | | | | | (6)Isaac Humphries |
| 12/9/15 | EKU | w 88-67 | 22544 | (21)Alex Poythress | (13)Alex Poythress |
| 12/12/15 | ARIZONA STATE | w 72-58 | 23665 | (17)Jamal Murray | (7)Marcus Lee |
| 12/19/15 | 3vs Ohio State | 67-74 L | 16311 | (33)Jamal Murray | (9)Marcus Lee |
| 12/26/15 | #16/15 LOUISVILLE | w 75-73 | 24412 | (21)Ulis, Tyler | (7)Marcus Lee |
| 01/02/16 | *OLE MISS | w 83-61 | 24399 | (20)Ulis, Tyler | (9)Alex Poythress |

* = Conference game

1 = Champions Classic - United Center, Chicago

2 = Hoophall Miami Invitational - American Airlines Arena, Miami

3 = CBS Sports Classic - Barclays Center, Brooklyn, N.Y.

| Attendance Summary | Games | Attend | Avg/Game |
|--------------------|-------|--------|----------|
| Home | 9 | 206851 | 22983 |
| Away | 1 | 12202 | 12202 |
| Neutral | 3 | 47795 | 15932 |
| Total | 13 | 266848 | 20527 |



2015-16 Kentucky Men's Basketball
 Kentucky Overall Team Statistics (as of Jan 02, 2016)
 All games



| TEAM STATISTICS | UK | OPP |
|------------------------|---------|---------|
| SCORING | 1020 | 856 |
| Points per game | 78.5 | 65.8 |
| Scoring margin | +12.6 | - |
| FIELD GOALS-ATT | 367-776 | 306-762 |
| Field goal pct | .473 | .402 |
| 3 POINT FG-ATT | 72-230 | 62-209 |
| 3-point FG pct | .313 | .297 |
| 3-pt FG made per game | 5.5 | 4.8 |
| FREE THROWS-ATT | 214-324 | 182-255 |
| Free throw pct | .660 | .714 |
| F-Throws made per game | 16.5 | 14.0 |
| REBOUNDS | 518 | 419 |
| Rebounds per game | 39.8 | 32.2 |
| Rebounding margin | +7.6 | - |
| ASSISTS | 182 | 109 |
| Assists per game | 14.0 | 8.4 |
| TURNOVERS | 168 | 186 |
| Turnovers per game | 12.9 | 14.3 |
| Turnover margin | +1.4 | - |
| Assist/turnover ratio | 1.1 | 0.6 |
| STEALS | 91 | 73 |
| Steals per game | 7.0 | 5.6 |
| BLOCKS | 76 | 34 |
| Blocks per game | 5.8 | 2.6 |
| WINNING STREAK | 2 | - |
| Home win streak | 9 | - |
| ATTENDANCE | 206851 | 59997 |
| Home games-Avg/Game | 9-22983 | 1-12202 |
| Neutral site-Avg/Game | - | 3-15932 |

| Score by Periods | 1st | 2nd | Totals |
|------------------|-----|-----|--------|
| Kentucky | 489 | 531 | 1020 |
| Opponents | 396 | 460 | 856 |



2015-16 Kentucky Men's Basketball
 Kentucky Category Leaders (as of Jan 02, 2016)
 All games



| Points | G | Pts | Pts/G |
|-------------------|----|-----|-------|
| Jamal Murray | 13 | 218 | 16.8 |
| Tyler Ulis | 12 | 161 | 13.4 |
| Alex Poythress | 13 | 122 | 9.4 |
| Isaiah Briscoe | 11 | 121 | 11.0 |
| Skal Labissiere | 13 | 119 | 9.2 |
| Marcus Lee | 13 | 118 | 9.1 |
| Derek Willis | 12 | 67 | 5.6 |
| Charles Matthews | 13 | 42 | 3.2 |
| Dominique Hawkins | 11 | 28 | 2.5 |
| Isaac Humphries | 7 | 20 | 2.9 |
| Mychal Mulder | 9 | 2 | 0.2 |
| Jonny David | 4 | 2 | 0.5 |

| Scoring Average | G | Pts | Avg/G |
|-------------------|----|-----|-------|
| Jamal Murray | 13 | 218 | 16.8 |
| Tyler Ulis | 12 | 161 | 13.4 |
| Isaiah Briscoe | 11 | 121 | 11.0 |
| Alex Poythress | 13 | 122 | 9.4 |
| Skal Labissiere | 13 | 119 | 9.2 |
| Marcus Lee | 13 | 118 | 9.1 |
| Derek Willis | 12 | 67 | 5.6 |
| Charles Matthews | 13 | 42 | 3.2 |
| Isaac Humphries | 7 | 20 | 2.9 |
| Dominique Hawkins | 11 | 28 | 2.5 |
| Jonny David | 4 | 2 | 0.5 |
| Mychal Mulder | 9 | 2 | 0.2 |

| FG Percentage | FG | Att | Pct |
|-------------------|----|-----|------|
| Marcus Lee | 52 | 78 | .667 |
| Alex Poythress | 46 | 80 | .575 |
| Skal Labissiere | 44 | 84 | .524 |
| Charles Matthews | 16 | 31 | .516 |
| Derek Willis | 24 | 51 | .471 |
| Isaiah Briscoe | 50 | 107 | .467 |
| Jamal Murray | 73 | 181 | .403 |
| Isaac Humphries | 6 | 15 | .400 |
| Tyler Ulis | 49 | 125 | .392 |
| Dominique Hawkins | 6 | 19 | .316 |
| Mychal Mulder | 1 | 4 | .250 |
| Jonny David | 0 | 1 | .000 |

| Field Goal Attempts | G | Att | Att/G |
|---------------------|----|-----|-------|
| Jamal Murray | 13 | 181 | 13.9 |
| Tyler Ulis | 12 | 125 | 10.4 |
| Isaiah Briscoe | 11 | 107 | 9.7 |
| Skal Labissiere | 13 | 84 | 6.5 |
| Alex Poythress | 13 | 80 | 6.2 |

| Field Goals Made | G | Made | Made/G |
|------------------|----|------|--------|
| Jamal Murray | 13 | 73 | 5.6 |
| Marcus Lee | 13 | 52 | 4.0 |
| Isaiah Briscoe | 11 | 50 | 4.5 |
| Tyler Ulis | 12 | 49 | 4.1 |
| Alex Poythress | 13 | 46 | 3.5 |

| 3-Point Percentage | 3FG | Att | Pct |
|--------------------|-----|-----|------|
| Jamal Murray | 34 | 89 | .382 |
| Derek Willis | 11 | 31 | .355 |
| Tyler Ulis | 17 | 59 | .288 |
| Dominique Hawkins | 4 | 14 | .286 |
| Charles Matthews | 1 | 4 | .250 |
| Isaiah Briscoe | 4 | 19 | .211 |
| Alex Poythress | 1 | 10 | .100 |
| Mychal Mulder | 0 | 3 | .000 |
| Jonny David | 0 | 1 | .000 |

| 3-Point FG Attempts | G | Att | Att/G |
|---------------------|----|-----|-------|
| Jamal Murray | 13 | 89 | 6.8 |
| Tyler Ulis | 12 | 59 | 4.9 |
| Derek Willis | 12 | 31 | 2.6 |
| Isaiah Briscoe | 11 | 19 | 1.7 |
| Dominique Hawkins | 11 | 14 | 1.3 |

| 3-Point FG Made | G | Made | Made/G |
|-------------------|----|------|--------|
| Jamal Murray | 13 | 34 | 2.6 |
| Tyler Ulis | 12 | 17 | 1.4 |
| Derek Willis | 12 | 11 | 0.9 |
| Dominique Hawkins | 11 | 4 | 0.4 |
| Isaiah Briscoe | 11 | 4 | 0.4 |

| Free Throw Percent | FG | Att | Pct |
|--------------------|----|-----|-------|
| Derek Willis | 8 | 8 | 1.000 |
| Jonny David | 2 | 2 | 1.000 |
| Tyler Ulis | 46 | 53 | .868 |
| Jamal Murray | 38 | 51 | .745 |
| Skal Labissiere | 31 | 42 | .738 |
| Isaac Humphries | 8 | 11 | .727 |
| Dominique Hawkins | 12 | 17 | .706 |
| Alex Poythress | 29 | 44 | .659 |
| Charles Matthews | 9 | 19 | .474 |
| Marcus Lee | 14 | 33 | .424 |
| Isaiah Briscoe | 17 | 44 | .386 |

| Free Throw Attempts | G | Att | Att/G |
|---------------------|----|-----|-------|
| Tyler Ulis | 12 | 53 | 4.4 |
| Jamal Murray | 13 | 51 | 3.9 |
| Isaiah Briscoe | 11 | 44 | 4.0 |
| Alex Poythress | 13 | 44 | 3.4 |
| Skal Labissiere | 13 | 42 | 3.2 |

| Free Throws Made | G | Made | Made/G |
|------------------|----|------|--------|
| Tyler Ulis | 12 | 46 | 3.8 |
| Jamal Murray | 13 | 38 | 2.9 |
| Skal Labissiere | 13 | 31 | 2.4 |
| Alex Poythress | 13 | 29 | 2.2 |
| Isaiah Briscoe | 11 | 17 | 1.5 |



2015-16 Kentucky Men's Basketball
 Kentucky Category Leaders (as of Jan 02, 2016)
 All games



| Rebounds | G | Reb | Reb/G |
|-----------------|----|-----|-------|
| Alex Poythress | 13 | 95 | 7.3 |
| Marcus Lee | 13 | 94 | 7.2 |
| Isaiah Briscoe | 11 | 61 | 5.5 |
| Jamal Murray | 13 | 60 | 4.6 |
| Skal Labissiere | 13 | 46 | 3.5 |

| Rebound Average | G | Reb | Avg/G |
|-----------------|----|-----|-------|
| Alex Poythress | 13 | 95 | 7.3 |
| Marcus Lee | 13 | 94 | 7.2 |
| Isaiah Briscoe | 11 | 61 | 5.5 |
| Jamal Murray | 13 | 60 | 4.6 |
| Skal Labissiere | 13 | 46 | 3.5 |

| Offensive Rebounds | G | No. | Avg/G |
|--------------------|----|-----|-------|
| Marcus Lee | 13 | 44 | 3.4 |
| Alex Poythress | 13 | 32 | 2.5 |
| Jamal Murray | 13 | 18 | 1.4 |
| Skal Labissiere | 13 | 17 | 1.3 |
| Charles Matthews | 13 | 13 | 1.0 |

| Defensive Rebounds | G | No. | Avg/G |
|--------------------|----|-----|-------|
| Alex Poythress | 13 | 63 | 4.8 |
| Marcus Lee | 13 | 50 | 3.8 |
| Isaiah Briscoe | 11 | 49 | 4.5 |
| Jamal Murray | 13 | 42 | 3.2 |
| Tyler Ulis | 12 | 32 | 2.7 |

| Fouls | G | No. | Per/G |
|-----------------|----|-----|-------|
| Alex Poythress | 13 | 45 | 3.5 |
| Skal Labissiere | 13 | 43 | 3.3 |
| Marcus Lee | 13 | 34 | 2.6 |
| Isaiah Briscoe | 11 | 31 | 2.8 |
| Jamal Murray | 13 | 28 | 2.2 |

| Foulouts | G | No. |
|-----------------|----|-----|
| Skal Labissiere | 13 | 3 |
| Marcus Lee | 13 | 2 |
| Derek Willis | 12 | 1 |
| Alex Poythress | 13 | 1 |
| Isaiah Briscoe | 11 | 1 |

| Assists | G | No. | Ast/G |
|-------------------|----|-----|-------|
| Tyler Ulis | 12 | 71 | 5.9 |
| Jamal Murray | 13 | 37 | 2.8 |
| Isaiah Briscoe | 11 | 34 | 3.1 |
| Charles Matthews | 13 | 9 | 0.7 |
| Derek Willis | 12 | 6 | 0.5 |
| Dominique Hawkins | 11 | 6 | 0.5 |

| Steals | G | No. | Stl/G |
|------------------|----|-----|-------|
| Tyler Ulis | 12 | 20 | 1.7 |
| Isaiah Briscoe | 11 | 19 | 1.7 |
| Jamal Murray | 13 | 13 | 1.0 |
| Charles Matthews | 13 | 10 | 0.8 |
| Marcus Lee | 13 | 8 | 0.6 |
| Alex Poythress | 13 | 8 | 0.6 |

| Blocked Shots | G | No. | Blk/G |
|-----------------|----|-----|-------|
| Marcus Lee | 13 | 26 | 2.0 |
| Skal Labissiere | 13 | 23 | 1.8 |
| Alex Poythress | 13 | 10 | 0.8 |
| Isaac Humphries | 7 | 5 | 0.7 |
| Derek Willis | 12 | 4 | 0.3 |

| Minutes | G | No. | Min/G |
|----------------|----|-----|-------|
| Jamal Murray | 13 | 436 | 33.5 |
| Tyler Ulis | 12 | 425 | 35.4 |
| Isaiah Briscoe | 11 | 339 | 30.8 |
| Marcus Lee | 13 | 305 | 23.5 |
| Alex Poythress | 13 | 301 | 23.2 |

| Turnovers | G | No. | TO/G |
|-----------------|----|-----|------|
| Jamal Murray | 13 | 42 | 3.2 |
| Isaiah Briscoe | 11 | 26 | 2.4 |
| Tyler Ulis | 12 | 24 | 2.0 |
| Skal Labissiere | 13 | 17 | 1.3 |
| Marcus Lee | 13 | 13 | 1.0 |



2015-16 Kentucky Men's Basketball
 Kentucky Overall/Conference Statistics (as of Jan 02, 2016)
 All games



| SUMMARY | Overall Statistics | | | | | | | | | | | Conference Statistics | | | | | | | | |
|-------------------|--------------------|-------|------|------|-------|------|------|-----|-----|-------|-------|-----------------------|-------|------|------|------|------|-----|-----|-------|
| | gp-gs | min/g | fg% | 3fg% | ft% | r/g | a/g | stl | blk | pts/g | gp-gs | min/g | fg% | 3fg% | ft% | r/g | a/g | stl | blk | pts/g |
| Jamal Murray | 13-13 | 33.5 | .403 | .382 | .745 | 4.6 | 2.8 | 13 | 2 | 16.8 | 1-1 | 39.0 | .412 | .333 | .000 | 6.0 | 3.0 | 1 | 0 | 18.0 |
| Tyler Ulis | 12-12 | 35.4 | .392 | .288 | .868 | 3.3 | 5.9 | 20 | 2 | 13.4 | 1-1 | 38.0 | .615 | .167 | .750 | 3.0 | 10.0 | 6 | 0 | 20.0 |
| Isaiah Briscoe | 11-10 | 30.8 | .467 | .211 | .386 | 5.5 | 3.1 | 19 | 2 | 11.0 | 1-1 | 35.0 | .250 | .000 | .500 | 5.0 | 3.0 | 4 | 0 | 6.0 |
| Alex Poythress | 13-6 | 23.2 | .575 | .100 | .659 | 7.3 | 0.4 | 8 | 10 | 9.4 | 1-1 | 23.0 | .400 | .000 | .667 | 9.0 | 0.0 | 0 | 0 | 6.0 |
| Skal Labissiere | 13-11 | 20.1 | .524 | .000 | .738 | 3.5 | 0.4 | 4 | 23 | 9.2 | 1-0 | 14.0 | .571 | .000 | .500 | 3.0 | 0.0 | 0 | 0 | 9.0 |
| Marcus Lee | 13-9 | 23.5 | .667 | .000 | .424 | 7.2 | 0.3 | 8 | 26 | 9.1 | 1-1 | 28.0 | .667 | .000 | .200 | 8.0 | 0.0 | 0 | 2 | 13.0 |
| Derek Willis | 12-1 | 11.9 | .471 | .355 | 1.000 | 2.1 | 0.5 | 7 | 4 | 5.6 | 1-0 | 9.0 | .750 | .667 | .000 | 1.0 | 1.0 | 0 | 0 | 8.0 |
| Charles Matthews | 13-3 | 14.6 | .516 | .250 | .474 | 1.8 | 0.7 | 10 | 1 | 3.2 | 1-0 | 10.0 | 1.000 | .000 | .500 | 1.0 | 0.0 | 2 | 0 | 3.0 |
| Isaac Humphries | 7-0 | 9.9 | .400 | .000 | .727 | 2.1 | 0.1 | 0 | 5 | 2.9 | 1-0 | 1.0 | .000 | .000 | .000 | 0.0 | 0.0 | 0 | 0 | 0.0 |
| Dominique Hawkins | 11-0 | 8.8 | .316 | .286 | .706 | 0.7 | 0.5 | 2 | 1 | 2.5 | 1-0 | 3.0 | .000 | .000 | .000 | 0.0 | 1.0 | 0 | 0 | 0.0 |
| Jonny David | 4-0 | 1.3 | .000 | .000 | 1.000 | 0.0 | 0.0 | 0 | 0 | 0.5 | | | | | | | | | | |
| Mychal Mulder | 9-0 | 3.1 | .250 | .000 | .000 | 0.8 | 0.4 | 0 | 0 | 0.2 | | | | | | | | | | |
| EJ Floreal | 1-0 | 1.0 | .000 | .000 | .000 | 1.0 | 0.0 | 0 | 0 | 0.0 | | | | | | | | | | |
| Totals | 13 | | .473 | .313 | .660 | 39.8 | 14.0 | 91 | 76 | 78.5 | 1 | | .500 | .280 | .500 | 41.0 | 18.0 | 13 | 2 | 83.0 |
| Opponent | 13 | | .402 | .297 | .714 | 32.2 | 8.4 | 73 | 34 | 65.8 | 1 | | .400 | .214 | .692 | 27.0 | 7.0 | 6 | 3 | 61.0 |

| SCORING | Overall Statistics | | | | | | | | Conference Statistics | | | | | | | |
|-------------------|--------------------|------|---------|------|---------|-------|------|-------|-----------------------|-------|---------|------|--------|------|-----|-------|
| | fg-fga | fg% | 3fg-fga | 3fg% | ft-fta | ft% | pts | pts/g | fg-fga | fg% | 3fg-fga | 3fg% | ft-fta | ft% | pts | pts/g |
| Jamal Murray | 73-181 | .403 | 34-89 | .382 | 38-51 | .745 | 218 | 16.8 | 7-17 | .412 | 4-12 | .333 | 0-0 | .000 | 18 | 18.0 |
| Tyler Ulis | 49-125 | .392 | 17-59 | .288 | 46-53 | .868 | 161 | 13.4 | 8-13 | .615 | 1-6 | .167 | 3-4 | .750 | 20 | 20.0 |
| Isaiah Briscoe | 50-107 | .467 | 4-19 | .211 | 17-44 | .386 | 121 | 11.0 | 2-8 | .250 | 0-2 | .000 | 2-4 | .500 | 6 | 6.0 |
| Alex Poythress | 46-80 | .575 | 1-10 | .100 | 29-44 | .659 | 122 | 9.4 | 2-5 | .400 | 0-1 | .000 | 2-3 | .667 | 6 | 6.0 |
| Skal Labissiere | 44-84 | .524 | 0-0 | .000 | 31-42 | .738 | 119 | 9.2 | 4-7 | .571 | 0-0 | .000 | 1-2 | .500 | 9 | 9.0 |
| Marcus Lee | 52-78 | .667 | 0-0 | .000 | 14-33 | .424 | 118 | 9.1 | 6-9 | .667 | 0-0 | .000 | 1-5 | .200 | 13 | 13.0 |
| Derek Willis | 24-51 | .471 | 11-31 | .355 | 8-8 | 1.000 | 67 | 5.6 | 3-4 | .750 | 2-3 | .667 | 0-0 | .000 | 8 | 8.0 |
| Charles Matthews | 16-31 | .516 | 1-4 | .250 | 9-19 | .474 | 42 | 3.2 | 1-1 | 1.000 | 0-0 | .000 | 1-2 | .500 | 3 | 3.0 |
| Isaac Humphries | 6-15 | .400 | 0-0 | .000 | 8-11 | .727 | 20 | 2.9 | 0-1 | .000 | 0-0 | .000 | 0-0 | .000 | 0 | 0.0 |
| Dominique Hawkins | 6-19 | .316 | 4-14 | .286 | 12-17 | .706 | 28 | 2.5 | 0-1 | .000 | 0-1 | .000 | 0-0 | .000 | 0 | 0.0 |
| Jonny David | 0-1 | .000 | 0-1 | .000 | 2-2 | 1.000 | 2 | 0.5 | | | | | | | | |
| Mychal Mulder | 1-4 | .250 | 0-3 | .000 | 0-0 | .000 | 2 | 0.2 | | | | | | | | |
| EJ Floreal | 0-0 | .000 | 0-0 | .000 | 0-0 | .000 | 0 | 0.0 | | | | | | | | |
| Totals | 367-776 | .473 | 72-230 | .313 | 214-324 | .660 | 1020 | 78.5 | 33-66 | .500 | 7-25 | .280 | 10-20 | .500 | 83 | 83.0 |
| Opponent | 306-762 | .402 | 62-209 | .297 | 182-255 | .714 | 856 | 65.8 | 20-50 | .400 | 3-14 | .214 | 18-26 | .692 | 61 | 61.0 |

| TOTALS | Overall Statistics | | | | | | | | | | Conference Statistics | | | | | | | | | |
|-------------------|--------------------|-------|-------|-----|----|-----|-----|------|----|-----|-----------------------|-------|-------|----|----|----|----|------|----|-----|
| | o-reb | d-reb | total | pf | fo | a | to | a/to | hi | pts | o-reb | d-reb | total | pf | fo | a | to | a/to | hi | pts |
| Jamal Murray | 18 | 42 | 60 | 28 | 0 | 37 | 42 | 0.9 | 33 | | 3 | 3 | 6 | 1 | 0 | 3 | 2 | 1.5 | 18 | |
| Tyler Ulis | 8 | 32 | 40 | 15 | 0 | 71 | 24 | 3.0 | 21 | | 1 | 2 | 3 | 3 | 0 | 10 | 3 | 3.3 | 20 | |
| Isaiah Briscoe | 12 | 49 | 61 | 31 | 1 | 34 | 26 | 1.3 | 20 | | 2 | 3 | 5 | 3 | 0 | 3 | 1 | 3.0 | 6 | |
| Alex Poythress | 32 | 63 | 95 | 45 | 1 | 5 | 9 | 0.6 | 21 | | 3 | 6 | 9 | 4 | 0 | 0 | 3 | 0.0 | 6 | |
| Skal Labissiere | 17 | 29 | 46 | 43 | 3 | 5 | 17 | 0.3 | 26 | | 3 | 0 | 3 | 5 | 1 | 0 | 0 | 0.0 | 9 | |
| Marcus Lee | 44 | 50 | 94 | 34 | 2 | 4 | 13 | 0.3 | 14 | | 3 | 5 | 8 | 2 | 0 | 0 | 0 | 0.0 | 13 | |
| Derek Willis | 9 | 16 | 25 | 13 | 1 | 6 | 9 | 0.7 | 14 | | 1 | 0 | 1 | 1 | 0 | 1 | 2 | 0.5 | 8 | |
| Charles Matthews | 13 | 11 | 24 | 20 | 0 | 9 | 12 | 0.8 | 11 | | 1 | 0 | 1 | 2 | 0 | 0 | 0 | 0.0 | 3 | |
| Isaac Humphries | 6 | 9 | 15 | 13 | 0 | 1 | 7 | 0.1 | 5 | | 0 | 0 | 0 | 2 | 0 | 0 | 1 | 0.0 | 0 | |
| Dominique Hawkins | 5 | 3 | 8 | 13 | 0 | 6 | 3 | 2.0 | 13 | | 0 | 0 | 0 | 2 | 0 | 1 | 0 | 0.0 | 0 | |
| Jonny David | 0 | 0 | 0 | 0 | 0 | 0 | 1 | 0.0 | 2 | | | | | | | | | | | |
| Mychal Mulder | 3 | 4 | 7 | 1 | 0 | 4 | 0 | 0.0 | 2 | | | | | | | | | | | |
| EJ Floreal | 1 | 0 | 1 | 0 | 0 | 0 | 0 | 0.0 | 0 | | | | | | | | | | | |
| Totals | 188 | 330 | 518 | 256 | 8 | 182 | 168 | 1.1 | 88 | | 20 | 21 | 41 | 25 | 1 | 18 | 12 | 1.5 | 83 | |
| Opponent | 155 | 264 | 419 | 289 | - | 109 | 186 | 0.6 | 87 | | 10 | 17 | 27 | 19 | - | 7 | 16 | 0.4 | 61 | |



2015-16 Kentucky Men's Basketball
 Kentucky Team Game-by-Game (as of Jan 02, 2016)
 All games



TEAM STATISTICS

| Opponent | Date | Score | W | Total | | 3-Pointers | | Free throws | | Rebounds | | | | pf | a | t/o | blk | stl | pts | avg |
|-------------------|----------|-------|---|---------|------|------------|------|-------------|------|----------|-----|-----|------|-----|-----|-----|-----|-----|------|------|
| | | | | fg-fga | pct | 3fg-fga | pct | ft-fa | pct | off | def | tot | avg | | | | | | | |
| ALBANY | 11/13/15 | 78-65 | W | 28-50 | .560 | 6-17 | .353 | 16-24 | .667 | 12 | 22 | 34 | 34.0 | 21 | 16 | 20 | 8 | 6 | 78 | 78.0 |
| NJIT | 11/14/15 | 87-57 | W | 32-69 | .464 | 5-21 | .238 | 18-24 | .750 | 22 | 32 | 54 | 44.0 | 18 | 14 | 14 | 9 | 6 | 87 | 82.5 |
| vs #5/4 Duke | 11/17/15 | 74-63 | W | 30-67 | .448 | 3-10 | .300 | 11-18 | .611 | 17 | 22 | 39 | 42.3 | 21 | 15 | 9 | 7 | 9 | 74 | 79.7 |
| WRIGHT STATE | 11/20/15 | 78-63 | W | 25-47 | .532 | 2-10 | .200 | 26-37 | .703 | 7 | 30 | 37 | 41.0 | 17 | 9 | 12 | 1 | 5 | 78 | 79.2 |
| BOSTON U. | 11/24/15 | 82-62 | W | 33-64 | .516 | 3-15 | .200 | 13-26 | .500 | 18 | 27 | 45 | 41.8 | 18 | 15 | 12 | 5 | 12 | 82 | 79.8 |
| vs USF | 11/27/15 | 84-63 | W | 31-62 | .500 | 6-13 | .462 | 16-19 | .842 | 12 | 25 | 37 | 41.0 | 17 | 16 | 8 | 5 | 9 | 84 | 80.5 |
| ILLINOIS STATE | 11/30/15 | 75-63 | W | 22-51 | .431 | 2-12 | .167 | 29-46 | .630 | 12 | 27 | 39 | 40.7 | 19 | 8 | 15 | 9 | 6 | 75 | 79.7 |
| at UCLA | 12/03/15 | 77-87 | L | 25-66 | .379 | 8-25 | .320 | 19-25 | .760 | 16 | 21 | 37 | 40.2 | 27 | 12 | 8 | 2 | 6 | 77 | 79.4 |
| EKU | 12/9/15 | 88-67 | W | 35-64 | .547 | 4-19 | .211 | 14-20 | .700 | 18 | 32 | 50 | 41.3 | 17 | 18 | 17 | 9 | 3 | 88 | 80.3 |
| ARIZONA STATE | 12/12/15 | 72-58 | W | 24-55 | .436 | 6-21 | .286 | 18-26 | .692 | 11 | 25 | 36 | 40.8 | 20 | 15 | 14 | 8 | 6 | 72 | 79.5 |
| vs Ohio State | 12/19/15 | 67-74 | L | 25-63 | .397 | 9-19 | .474 | 8-14 | .571 | 13 | 27 | 40 | 40.7 | 17 | 14 | 12 | 5 | 6 | 67 | 78.4 |
| #16/15 LOUISVILLE | 12/26/15 | 75-73 | W | 24-52 | .462 | 11-23 | .478 | 16-25 | .640 | 10 | 19 | 29 | 39.8 | 19 | 12 | 15 | 6 | 4 | 75 | 78.1 |
| OLE MISS | 01/02/16 | 83-61 | W | 33-66 | .500 | 7-25 | .280 | 10-20 | .500 | 20 | 21 | 41 | 39.8 | 25 | 18 | 12 | 2 | 13 | 83 | 78.5 |
| Kentucky | | 1020 | | 367-776 | .473 | 72-230 | .313 | 214-324 | .660 | 188 | 330 | 518 | 39.8 | 256 | 182 | 168 | 76 | 91 | 1020 | 78.5 |
| Opponents | | 856 | | 306-762 | .402 | 62-209 | .297 | 182-255 | .714 | 155 | 264 | 419 | 32.2 | 289 | 109 | 186 | 34 | 73 | 856 | 65.8 |

Games played: 13
 Points/game: 78.5
 FG Pct: 47.3
 3FG Pct: 31.3
 FT Pct: 66.0

Rebounds/game: 39.8
 Assists/game: 14.0
 Turnovers/game: 12.9
 Assist/turnover ratio: 1.1
 Steals/game: 7.0
 Blocks/game: 5.8



2015-16 Kentucky Men's Basketball
 Kentucky Opponent Game-by-Game (as of Jan 02, 2016)
 All games



OPPONENT STATISTICS

| Opponent | Date | Score | | Total | | 3-Pointers | | Free throws | | Rebounds | | | | pf | a | t/o | blk | stl | pts | avg |
|-------------------|----------|-------|---|---------|------|------------|------|-------------|------|----------|-----|-----|------|-----|-----|-----|-----|-----|------|------|
| | | | | fg-fga | pct | 3fg-fga | pct | ft-fta | pct | off | def | tot | avg | | | | | | | |
| ALBANY | 11/13/15 | 78-65 | W | 25-58 | .431 | 1-14 | .071 | 14-22 | .636 | 13 | 15 | 28 | 28.0 | 26 | 4 | 15 | 0 | 9 | 65 | 65.0 |
| NJIT | 11/14/15 | 87-57 | W | 17-55 | .309 | 5-19 | .263 | 18-22 | .818 | 7 | 16 | 23 | 25.5 | 22 | 8 | 14 | 2 | 6 | 57 | 61.0 |
| vs #5/4 Duke | 11/17/15 | 74-63 | W | 22-54 | .407 | 5-13 | .385 | 14-23 | .609 | 15 | 24 | 39 | 30.0 | 20 | 9 | 16 | 8 | 3 | 63 | 61.7 |
| WRIGHT STATE | 11/20/15 | 78-63 | W | 21-58 | .362 | 6-14 | .429 | 15-17 | .882 | 8 | 19 | 27 | 29.3 | 33 | 8 | 12 | 1 | 5 | 63 | 62.0 |
| BOSTON U. | 11/24/15 | 82-62 | W | 20-54 | .370 | 8-24 | .333 | 14-18 | .778 | 8 | 19 | 27 | 28.8 | 22 | 9 | 17 | 2 | 6 | 62 | 62.0 |
| vs USF | 11/27/15 | 84-63 | W | 26-56 | .464 | 2-10 | .200 | 9-15 | .600 | 10 | 21 | 31 | 29.2 | 17 | 5 | 14 | 4 | 2 | 63 | 62.2 |
| ILLINOIS STATE | 11/30/15 | 75-63 | W | 25-70 | .357 | 5-20 | .250 | 8-10 | .800 | 14 | 23 | 37 | 30.3 | 32 | 8 | 16 | 2 | 5 | 63 | 62.3 |
| at UCLA | 12/03/15 | 77-87 | L | 28-53 | .528 | 5-11 | .455 | 26-34 | .765 | 10 | 28 | 38 | 31.3 | 18 | 16 | 10 | 3 | 5 | 87 | 65.4 |
| EKU | 12/9/15 | 88-67 | W | 26-65 | .400 | 5-18 | .278 | 10-14 | .714 | 11 | 14 | 25 | 30.6 | 19 | 11 | 13 | 1 | 7 | 67 | 65.6 |
| ARIZONA STATE | 12/12/15 | 72-58 | W | 23-62 | .371 | 4-20 | .200 | 8-15 | .533 | 15 | 21 | 36 | 31.1 | 24 | 6 | 17 | 0 | 5 | 58 | 64.8 |
| vs Ohio State | 12/19/15 | 67-74 | L | 26-64 | .406 | 9-18 | .500 | 13-17 | .765 | 13 | 29 | 42 | 32.1 | 16 | 10 | 11 | 7 | 9 | 74 | 65.6 |
| #16/15 LOUISVILLE | 12/26/15 | 75-73 | W | 27-63 | .429 | 4-14 | .286 | 15-22 | .682 | 21 | 18 | 39 | 32.7 | 21 | 8 | 15 | 1 | 5 | 73 | 66.2 |
| OLE MISS | 01/02/16 | 83-61 | W | 20-50 | .400 | 3-14 | .214 | 18-26 | .692 | 10 | 17 | 27 | 32.2 | 19 | 7 | 16 | 3 | 6 | 61 | 65.8 |
| Opponents | | 856 | | 306-762 | .402 | 62-209 | .297 | 182-255 | .714 | 155 | 264 | 419 | 32.2 | 289 | 109 | 186 | 34 | 73 | 856 | 65.8 |
| Kentucky | | 1020 | | 367-776 | .473 | 72-230 | .313 | 214-324 | .660 | 188 | 330 | 518 | 39.8 | 256 | 182 | 168 | 76 | 91 | 1020 | 78.5 |

Games played: 13
 Points/game: 65.8
 FG Pct: 40.2
 3FG Pct: 29.7
 FT Pct: 71.4

Rebounds/game: 32.2
 Assists/game: 8.4
 Turnovers/game: 14.3
 Assist/turnover ratio: 0.6
 Steals/game: 5.6
 Blocks/game: 2.6



2015-16 Kentucky Men's Basketball
 Kentucky Points-Rebounds-Assists (as of Jan 02, 2016)
 All games



| Opponent | Date | Score | | 00 | 01 | 03 | 04 | 10 | 11 | 13 |
|-------------------|----------|-------|---|------------|------------|------------|------------|------------|------------|------------|
| | | | | LEE,MARCUS | LABISSIERE | ULIS,TYLER | MATTHEWS,C | DAVID,JOHN | MULDER,MYC | BRISCOE,IS |
| ALBANY | 11/13/15 | 78-65 | w | 12-8-3 | 9-5-0 | 12-4-2 | 4-2-0 | DNP | 2-0-0 | DNP |
| NJIT | 11/14/15 | 87-57 | w | 10-8-0 | 26-5-0 | 5-5-5 | 1-0-2 | 0-0-0 | 0-2-1 | 11-12-2 |
| vs #5/4 Duke | 11/17/15 | 74-63 | w | 10-10-1 | 7-4-1 | 18-4-6 | 0-0-0 | DNP | DNP | 12-3-1 |
| WRIGHT STATE | 11/20/15 | 78-63 | w | 0-7-0 | 13-3-0 | 21-2-5 | 4-1-0 | DNP | 0-2-1 | 15-3-2 |
| BOSTON U. | 11/24/15 | 82-62 | w | 9-2-0 | 16-7-0 | 15-6-6 | 3-7-2 | 0-0-0 | 0-0-0 | 11-7-5 |
| vs USF | 11/27/15 | 84-63 | w | 4-6-0 | 17-4-2 | 8-2-2 | 11-2-1 | 2-0-0 | 0-0-0 | 6-6-7 |
| ILLINOIS STATE | 11/30/15 | 75-63 | w | 13-12-0 | 2-2-0 | DNP | 5-3-2 | DNP | 0-0-0 | 18-7-3 |
| at UCLA | 12/03/15 | 77-87 | L | 2-2-0 | 6-1-0 | 9-2-9 | 2-3-1 | DNP | DNP | 20-2-1 |
| EKU | 12/9/15 | 88-67 | w | 11-8-0 | 10-4-2 | 9-4-8 | 7-2-0 | DNP | DNP | 10-6-1 |
| ARIZONA STATE | 12/12/15 | 72-58 | w | 14-7-0 | 0-0-0 | 12-5-6 | 0-1-1 | 0-0-0 | 0-2-1 | 9-4-2 |
| vs Ohio State | 12/19/15 | 67-74 | L | 12-9-0 | 2-5-0 | 11-2-4 | 0-0-0 | DNP | 0-1-1 | 3-6-7 |
| #16/15 LOUISVILLE | 12/26/15 | 75-73 | w | 8-7-0 | 2-3-0 | 21-1-8 | 2-2-0 | DNP | 0-0-0 | DNP |
| OLE MISS | 01/02/16 | 83-61 | w | 13-8-0 | 9-3-0 | 20-3-10 | 3-1-0 | DNP | DNP | 6-5-3 |

| Opponent | Date | Score | | 15 | 22 | 23 | 24 | 25 | 35 |
|-------------------|----------|-------|---|------------|------------|------------|------------|------------|------------|
| | | | | HUMPHRIES, | POYTHRESS, | MURRAY,JAM | FLOREAL,EJ | HAWKINS,DO | WILLIS,DER |
| ALBANY | 11/13/15 | 78-65 | w | 4-2-0 | 2-3-0 | 19-3-8 | DNP | 0-1-0 | 14-5-3 |
| NJIT | 11/14/15 | 87-57 | w | 5-3-0 | 9-7-0 | 8-5-2 | DNP | 1-1-1 | 11-3-1 |
| vs #5/4 Duke | 11/17/15 | 74-63 | w | 2-3-1 | 9-7-0 | 16-5-5 | DNP | DNP | 0-0-0 |
| WRIGHT STATE | 11/20/15 | 78-63 | w | DNP | 10-10-0 | 13-6-1 | DNP | DNP | 2-0-0 |
| BOSTON U. | 11/24/15 | 82-62 | w | DNP | 14-10-0 | 12-3-2 | DNP | 0-0-0 | 2-2-0 |
| vs USF | 11/27/15 | 84-63 | w | 2-0-0 | 8-5-0 | 21-3-3 | DNP | 3-0-1 | 2-0-0 |
| ILLINOIS STATE | 11/30/15 | 75-63 | w | DNP | 9-7-2 | 16-5-1 | DNP | 7-0-0 | 5-2-0 |
| at UCLA | 12/03/15 | 77-87 | L | 4-6-0 | 4-5-1 | 17-5-0 | DNP | 2-3-0 | 11-6-0 |
| EKU | 12/9/15 | 88-67 | w | DNP | 21-13-0 | 16-7-4 | DNP | 2-2-2 | 2-1-1 |
| ARIZONA STATE | 12/12/15 | 72-58 | w | 3-1-0 | 10-6-0 | 17-3-5 | 0-1-0 | 0-0-0 | 7-3-0 |
| vs Ohio State | 12/19/15 | 67-74 | L | DNP | 6-7-1 | 33-3-1 | DNP | 0-0-0 | DNP |
| #16/15 LOUISVILLE | 12/26/15 | 75-73 | w | DNP | 14-6-1 | 12-6-2 | DNP | 13-1-1 | 3-2-0 |
| OLE MISS | 01/02/16 | 83-61 | w | 0-0-0 | 6-9-0 | 18-6-3 | DNP | 0-0-1 | 8-1-1 |



2015-16 Kentucky Men's Basketball
 Kentucky Game-by-Game Highs (as of Jan 02, 2016)
 All games



| Opponent | Date | Score | Points | Rebounds | Assists | Steals | Blocked shots |
|-------------------|----------|-------|---------------------|-----------------------------------|------------------|---|----------------------------------|
| ALBANY | 11/13/15 | 78-65 | 19-Jamal Murray | 8-Marcus Lee | 8-Jamal Murray | 3-Jamal Murray | 4-Skal Labissiere |
| NJIT | 11/14/15 | 87-57 | 26-Labissiere, Skal | 12-Isaiah Briscoe | 5-Ulis, Tyler | 2-Isaiah Briscoe | 3-Marcus Lee |
| vs #5/4 Duke | 11/17/15 | 74-63 | 18-Tyler Ulis | 10-Marcus Lee | 6-Tyler Ulis | 4-Jamal Murray | 2-Isaac Humphries Marcus Lee |
| WRIGHT STATE | 11/20/15 | 78-63 | 21-Ulis, Tyler | 10-Alex Poythress | 5-Ulis, Tyler | 2-Ulis, Tyler | 1-Labissiere, Skal |
| BOSTON U. | 11/24/15 | 82-62 | 16-Labissiere, Skal | 10-Alex Poythress | 6-Ulis, Tyler | 3-Ulis, Tyler Isaiah Briscoe | 3-Labissiere, Skal |
| vs USF | 11/27/15 | 84-63 | 21-Jamal Murray | 6-Marcus Lee Isaiah Briscoe | 7-Isaiah Briscoe | 2-Isaiah Briscoe Tyler Ulis | 3-Skal Labissiere |
| ILLINOIS STATE | 11/30/15 | 75-63 | 18-Isaiah Briscoe | 12-Marcus Lee | 3-Isaiah Briscoe | 2-Matthews, Charles | 2-Marcus Lee Alex Poythress |
| at UCLA | 12/03/15 | 77-87 | 20-Isaiah Briscoe | 6-Isaac Humphries Derek Willis | 9-Ulis, Tyler | 2-Jamal Murray Ulis, Tyler | 2-Labissiere, Skal |
| EKU | 12/9/15 | 88-67 | 21-Alex Poythress | 13-Alex Poythress | 8-Ulis, Tyler | 2-Isaiah Briscoe | 5-Marcus Lee |
| ARIZONA STATE | 12/12/15 | 72-58 | 17-Jamal Murray | 7-Marcus Lee | 6-Ulis, Tyler | 2-Isaiah Briscoe | 5-Marcus Lee |
| vs Ohio State | 12/19/15 | 67-74 | 33-Jamal Murray | 9-Marcus Lee | 7-Isaiah Briscoe | 2-Marcus Lee | 2-Labissiere, Skal Marcus Lee |
| #16/15 LOUISVILLE | 12/26/15 | 75-73 | 21-Ulis, Tyler | 7-Marcus Lee | 8-Ulis, Tyler | 1-Marcus Lee Alex Poythress Labissiere, Skal Ulis, Tyler | 3-Alex Poythress |
| OLE MISS | 01/02/16 | 83-61 | 20-Ulis, Tyler | 9-Alex Poythress | 10-Ulis, Tyler | 6-Ulis, Tyler | 2-Marcus Lee |



2015-16 Kentucky Men's Basketball
 Kentucky Team High/Low Analysis (as of Jan 02, 2016)
 All games



Kentucky - TEAM GAME HIGHS

| | | |
|-----------------------|--------------|------------------------------|
| POINTS | 88 | EKU (12/9/15) |
| | 87 | NJIT (11/14/15) |
| | 84 | vs USF (11/27/15) |
| | 83 | OLE MISS (01/02/16) |
| | 82 | BOSTON U. (11/24/15) |
| FIELD GOALS MADE | 35 | EKU (12/9/15) |
| | 33 | OLE MISS (01/02/16) |
| | 33 | BOSTON U. (11/24/15) |
| FIELD GOAL ATTEMPTS | 69 | NJIT (11/14/15) |
| | 67 | vs #5/4 Duke (11/17/15) |
| FIELD GOAL PERCENTAGE | .560 (28-50) | ALBANY (11/13/15) |
| | .547 (35-64) | EKU (12/9/15) |
| 3 PT FIELD GOALS MADE | 11 | #16/15 LOUISVILLE (12/26/15) |
| | 9 | vs Ohio State (12/19/15) |
| 3 PT FG ATTEMPTS | 25 | OLE MISS (01/02/16) |
| | 25 | at UCLA (12/03/15) |
| 3 PT FG PERCENTAGE | .478 (11-23) | #16/15 LOUISVILLE (12/26/15) |
| | .474 (9-19) | vs Ohio State (12/19/15) |
| FREE THROWS MADE | 29 | ILLINOIS STATE (11/30/15) |
| | 26 | WRIGHT STATE (11/20/15) |
| FREE THROW ATTEMPTS | 46 | ILLINOIS STATE (11/30/15) |
| | 37 | WRIGHT STATE (11/20/15) |
| FREE THROW PERCENTAGE | .842 (16-19) | vs USF (11/27/15) |
| | .760 (19-25) | at UCLA (12/03/15) |
| REBOUNDS | 54 | NJIT (11/14/15) |
| | 50 | EKU (12/9/15) |
| ASSISTS | 18 | OLE MISS (01/02/16) |
| | 18 | EKU (12/9/15) |
| STEALS | 13 | OLE MISS (01/02/16) |
| | 12 | BOSTON U. (11/24/15) |
| BLOCKED SHOTS | 9 | EKU (12/9/15) |
| | 9 | ILLINOIS STATE (11/30/15) |
| | 9 | NJIT (11/14/15) |
| TURNOVERS | 20 | ALBANY (11/13/15) |
| | 17 | EKU (12/9/15) |
| FOULS | 27 | at UCLA (12/03/15) |
| | 25 | OLE MISS (01/02/16) |



2015-16 Kentucky Men's Basketball
Kentucky High/Low Analysis (as of Jan 02, 2016)
All games



Opponent - GAME HIGHS

| | | | |
|-----------------------|------|---------|------------------------------|
| POINTS | 87 | | at UCLA (12/03/15) |
| | 74 | | vs Ohio State (12/19/15) |
| | 73 | | #16/15 LOUISVILLE (12/26/15) |
| | 67 | | EKU (12/9/15) |
| | 65 | | ALBANY (11/13/15) |
| FIELD GOALS MADE | 28 | | at UCLA (12/03/15) |
| | 27 | | #16/15 LOUISVILLE (12/26/15) |
| FIELD GOAL ATTEMPTS | 70 | | ILLINOIS STATE (11/30/15) |
| | 65 | | EKU (12/9/15) |
| FIELD GOAL PERCENTAGE | .528 | (28-53) | at UCLA (12/03/15) |
| | .464 | (26-56) | vs USF (11/27/15) |
| 3 PT FIELD GOALS MADE | 9 | | vs Ohio State (12/19/15) |
| | 8 | | BOSTON U. (11/24/15) |
| 3 PT FG ATTEMPTS | 24 | | BOSTON U. (11/24/15) |
| | 20 | | ARIZONA STATE (12/12/15) |
| | 20 | | ILLINOIS STATE (11/30/15) |
| 3 PT FG PERCENTAGE | .500 | (9-18) | vs Ohio State (12/19/15) |
| | .455 | (5-11) | at UCLA (12/03/15) |
| FREE THROWS MADE | 26 | | at UCLA (12/03/15) |
| | 18 | | OLE MISS (01/02/16) |
| | 18 | | NJIT (11/14/15) |
| FREE THROW ATTEMPTS | 34 | | at UCLA (12/03/15) |
| | 26 | | OLE MISS (01/02/16) |
| FREE THROW PERCENTAGE | .882 | (15-17) | WRIGHT STATE (11/20/15) |
| | .818 | (18-22) | NJIT (11/14/15) |
| REBOUNDS | 42 | | vs Ohio State (12/19/15) |
| | 39 | | #16/15 LOUISVILLE (12/26/15) |
| | 39 | | vs #5/4 Duke (11/17/15) |
| ASSISTS | 16 | | at UCLA (12/03/15) |
| | 11 | | EKU (12/9/15) |
| STEALS | 9 | | vs Ohio State (12/19/15) |
| | 9 | | ALBANY (11/13/15) |
| BLOCKED SHOTS | 8 | | vs #5/4 Duke (11/17/15) |
| | 7 | | vs Ohio State (12/19/15) |
| TURNOVERS | 17 | | ARIZONA STATE (12/12/15) |
| | 17 | | BOSTON U. (11/24/15) |
| FOULS | 33 | | WRIGHT STATE (11/20/15) |
| | 32 | | ILLINOIS STATE (11/30/15) |



2015-16 Kentucky Men's Basketball
 Kentucky High/Low Analysis (as of Jan 02, 2016)
 All games



Kentucky - GAME LOWS

| | | | |
|-----------------------|------|---------|------------------------------|
| POINTS | 67 | | vs Ohio State (12/19/15) |
| | 72 | | ARIZONA STATE (12/12/15) |
| | 74 | | vs #5/4 Duke (11/17/15) |
| | 75 | | ILLINOIS STATE (11/30/15) |
| | 75 | | #16/15 LOUISVILLE (12/26/15) |
| FIELD GOALS MADE | 22 | | ILLINOIS STATE (11/30/15) |
| | 24 | | ARIZONA STATE (12/12/15) |
| | 24 | | #16/15 LOUISVILLE (12/26/15) |
| FIELD GOAL ATTEMPTS | 47 | | WRIGHT STATE (11/20/15) |
| | 50 | | ALBANY (11/13/15) |
| FIELD GOAL PERCENTAGE | .379 | (25-66) | at UCLA (12/03/15) |
| | .397 | (25-63) | vs Ohio State (12/19/15) |
| 3 PT FIELD GOALS MADE | 2 | | WRIGHT STATE (11/20/15) |
| | 2 | | ILLINOIS STATE (11/30/15) |
| 3 PT FG ATTEMPTS | 10 | | vs #5/4 Duke (11/17/15) |
| | 10 | | WRIGHT STATE (11/20/15) |
| 3 PT FG PERCENTAGE | .167 | (2-12) | ILLINOIS STATE (11/30/15) |
| | .200 | (2-10) | WRIGHT STATE (11/20/15) |
| | .200 | (3-15) | BOSTON U. (11/24/15) |
| FREE THROWS MADE | 8 | | vs Ohio State (12/19/15) |
| | 10 | | OLE MISS (01/02/16) |
| FREE THROW ATTEMPTS | 14 | | vs Ohio State (12/19/15) |
| | 18 | | vs #5/4 Duke (11/17/15) |
| FREE THROW PERCENTAGE | .500 | (10-20) | OLE MISS (01/02/16) |
| | .500 | (13-26) | BOSTON U. (11/24/15) |
| REBOUNDS | 29 | | #16/15 LOUISVILLE (12/26/15) |
| | 34 | | ALBANY (11/13/15) |
| ASSISTS | 8 | | ILLINOIS STATE (11/30/15) |
| | 9 | | WRIGHT STATE (11/20/15) |
| STEALS | 3 | | EKU (12/9/15) |
| | 4 | | #16/15 LOUISVILLE (12/26/15) |
| BLOCKED SHOTS | 1 | | WRIGHT STATE (11/20/15) |
| | 2 | | at UCLA (12/03/15) |
| | 2 | | OLE MISS (01/02/16) |
| TURNOVERS | 8 | | vs USF (11/27/15) |
| | 8 | | at UCLA (12/03/15) |
| FOULS | 17 | | WRIGHT STATE (11/20/15) |
| | 17 | | vs USF (11/27/15) |
| | 17 | | EKU (12/9/15) |
| | 17 | | vs Ohio State (12/19/15) |



2015-16 Kentucky Men's Basketball
 Kentucky High/Low Analysis (as of Jan 02, 2016)
 All games



Opponent - GAME LOWS

| | | | |
|-----------------------|------|---------|---------------------------|
| POINTS | 57 | | NJIT (11/14/15) |
| | 58 | | ARIZONA STATE (12/12/15) |
| | 61 | | OLE MISS (01/02/16) |
| | 62 | | BOSTON U. (11/24/15) |
| | 63 | | vs #5/4 Duke (11/17/15) |
| | 63 | | WRIGHT STATE (11/20/15) |
| | 63 | | vs USF (11/27/15) |
| | 63 | | ILLINOIS STATE (11/30/15) |
| FIELD GOALS MADE | 17 | | NJIT (11/14/15) |
| | 20 | | BOSTON U. (11/24/15) |
| | 20 | | OLE MISS (01/02/16) |
| FIELD GOAL ATTEMPTS | 50 | | OLE MISS (01/02/16) |
| | 53 | | at UCLA (12/03/15) |
| FIELD GOAL PERCENTAGE | .309 | (17-55) | NJIT (11/14/15) |
| | .357 | (25-70) | ILLINOIS STATE (11/30/15) |
| 3 PT FIELD GOALS MADE | 1 | | ALBANY (11/13/15) |
| | 2 | | vs USF (11/27/15) |
| 3 PT FG ATTEMPTS | 10 | | vs USF (11/27/15) |
| | 11 | | at UCLA (12/03/15) |
| 3 PT FG PERCENTAGE | .071 | (1-14) | ALBANY (11/13/15) |
| | .200 | (2-10) | vs USF (11/27/15) |
| | .200 | (4-20) | ARIZONA STATE (12/12/15) |
| FREE THROWS MADE | 8 | | ILLINOIS STATE (11/30/15) |
| | 8 | | ARIZONA STATE (12/12/15) |
| FREE THROW ATTEMPTS | 10 | | ILLINOIS STATE (11/30/15) |
| | 14 | | EKU (12/9/15) |
| FREE THROW PERCENTAGE | .533 | (8-15) | ARIZONA STATE (12/12/15) |
| | .600 | (9-15) | vs USF (11/27/15) |
| REBOUNDS | 23 | | NJIT (11/14/15) |
| | 25 | | EKU (12/9/15) |
| ASSISTS | 4 | | ALBANY (11/13/15) |
| | 5 | | vs USF (11/27/15) |
| STEALS | 2 | | vs USF (11/27/15) |
| | 3 | | vs #5/4 Duke (11/17/15) |
| BLOCKED SHOTS | 0 | | ALBANY (11/13/15) |
| | 0 | | ARIZONA STATE (12/12/15) |
| TURNOVERS | 10 | | at UCLA (12/03/15) |
| | 11 | | vs Ohio State (12/19/15) |
| FOULS | 16 | | vs Ohio State (12/19/15) |
| | 17 | | vs USF (11/27/15) |



2015-16 Kentucky Men's Basketball
 Kentucky Player High/Low Analysis (as of Jan 02, 2016)
 All games



Kentucky - INDIVIDUAL GAME HIGHS

| | | | |
|--------------------------|-------|---------|--|
| Points | 33 | | Jamal Murray vs Ohio State (12/19/15) |
| | 26 | | Labissiere, Skal vs NJIT (11/14/15) |
| | 21 | | Ulis, Tyler vs #16/15 Louisville (12/26/15) |
| | 21 | | Alex Poythress vs ECU (12/9/15) |
| | 21 | | Jamal Murray vs USF (11/27/15) |
| | 21 | | Ulis, Tyler vs Wright State (11/20/15) |
| Field Goals Made | 13 | | Jamal Murray vs Ohio State (12/19/15) |
| | 10 | | Labissiere, Skal vs NJIT (11/14/15) |
| Field Goal Att. | 23 | | Jamal Murray vs Ohio State (12/19/15) |
| | 17 | | Jamal Murray vs Ole Miss (01/02/16) |
| | 17 | | Jamal Murray vs #5/4 Duke (11/17/15) |
| FG Pct (min 5 made) | 1.000 | (5-5) | Marcus Lee vs ECU (12/9/15) |
| | .875 | (7-8) | Alex Poythress vs Boston U. (11/24/15) |
| 3-Point FG Made | 7 | | Jamal Murray vs Ohio State (12/19/15) |
| | 5 | | Jamal Murray at UCLA (12/03/15) |
| 3-Point FG Att. | 12 | | Jamal Murray vs Ole Miss (01/02/16) |
| | 11 | | Jamal Murray at UCLA (12/03/15) |
| 3-Pt FG Pct (min 2 made) | 1.000 | (2-2) | Tyler Ulis vs USF (11/27/15) |
| | .778 | (7-9) | Jamal Murray vs Ohio State (12/19/15) |
| Free Throws Made | 10 | | Ulis, Tyler vs Wright State (11/20/15) |
| | 10 | | Jamal Murray vs Wright State (11/20/15) |
| Free Throw Att. | 13 | | Jamal Murray vs Illinois State (11/30/15) |
| | 12 | | Ulis, Tyler vs Wright State (11/20/15) |
| FT Pct (min 3 made) | 1.000 | (10-10) | Jamal Murray vs Wright State (11/20/15) |
| | 1.000 | (6-6) | Ulis, Tyler vs Boston U. (11/24/15) |
| | 1.000 | (6-6) | Tyler Ulis vs #5/4 Duke (11/17/15) |
| | 1.000 | (6-6) | Labissiere, Skal vs NJIT (11/14/15) |
| | 1.000 | (4-4) | Labissiere, Skal vs ECU (12/9/15) |
| | 1.000 | (4-4) | Ulis, Tyler at UCLA (12/03/15) |
| | 1.000 | (4-4) | Alex Poythress vs Wright State (11/20/15) |
| | 1.000 | (4-4) | Derek Willis vs Albany (11/13/15) |
| | 1.000 | (4-4) | Isaac Humphries vs Albany (11/13/15) |
| | 1.000 | (3-3) | Alex Poythress vs ECU (12/9/15) |
| | 1.000 | (3-3) | Jamal Murray vs USF (11/27/15) |
| Rebounds | 13 | | Alex Poythress vs ECU (12/9/15) |
| | 12 | | Marcus Lee vs Illinois State (11/30/15) |
| | 12 | | Isaiah Briscoe vs NJIT (11/14/15) |
| Assists | 10 | | Ulis, Tyler vs Ole Miss (01/02/16) |
| | 9 | | Ulis, Tyler at UCLA (12/03/15) |
| Steals | 6 | | Ulis, Tyler vs Ole Miss (01/02/16) |
| | 4 | | Isaiah Briscoe vs Ole Miss (01/02/16) |
| | 4 | | Jamal Murray vs #5/4 Duke (11/17/15) |
| Blocked Shots | 5 | | Marcus Lee vs Arizona State (12/12/15) |
| | 5 | | Marcus Lee vs ECU (12/9/15) |
| Turnovers | 7 | | Jamal Murray vs #16/15 Louisville (12/26/15) |
| | 5 | | Isaiah Briscoe vs Illinois State (11/30/15) |
| | 5 | | Jamal Murray vs Wright State (11/20/15) |
| | 5 | | Tyler Ulis vs Albany (11/13/15) |
| | 5 | | Jamal Murray vs Albany (11/13/15) |
| Fouls | 5 | | Labissiere, Skal vs Ole Miss (01/02/16) |
| | 5 | | Marcus Lee vs Ohio State (12/19/15) |
| | 5 | | Labissiere, Skal vs Arizona State (12/12/15) |
| | 5 | | Alex Poythress at UCLA (12/03/15) |

| | | |
|---------|----|---|
| | 5 | Derek Willis at UCLA (12/03/15) |
| | 5 | Isaiah Briscoe vs Illinois State (11/30/15) |
| | 5 | Skal Labissiere vs #5/4 Duke (11/17/15) |
| | 5 | Marcus Lee vs #5/4 Duke (11/17/15) |
| Minutes | 40 | Ulis, Tyler vs Arizona State (12/12/15) |
| | 40 | Tyler Ulis vs #5/4 Duke (11/17/15) |
| | 39 | Jamal Murray vs Ole Miss (01/02/16) |
| | 39 | Ulis, Tyler vs #16/15 Louisville (12/26/15) |
| | 39 | Ulis, Tyler vs Ohio State (12/19/15) |
| | 39 | Ulis, Tyler vs ECU (12/9/15) |



2015-16 Kentucky Men's Basketball
 Kentucky Opponent High/Low Analysis (as of Jan 02, 2016)
 All games



OPPONENT INDIVIDUAL GAME HIGHS

| | | | |
|--------------------------|-------|-------|---|
| Points | 27 | | Lee, Damion vs #16/15 Louisville (12/26/15) |
| | 23 | | Moody, Stefan vs Ole Miss (01/02/16) |
| | 22 | | Akoon-Purcell,DeVaug vs Illinois State (11/30/15) |
| | 21 | | Welsh, Thomas at UCLA (12/03/15) |
| | 19 | | Hawkins, Javontae vs ECU (12/9/15) |
| | 19 | | Benzinger, Grant vs Wright State (11/20/15) |
| | 19 | | Lynn, Damon vs NJIT (11/14/15) |
| Field Goals Made | 9 | | Hawkins, Javontae vs ECU (12/9/15) |
| | 9 | | Akoon-Purcell,DeVaug vs Illinois State (11/30/15) |
| Field Goal Att. | 20 | | Lee, Damion vs #16/15 Louisville (12/26/15) |
| | 20 | | Akoon-Purcell,DeVaug vs Illinois State (11/30/15) |
| FG Pct (min 5 made) | .875 | (7-8) | Amile Jefferson vs #5/4 Duke (11/17/15) |
| | .833 | (5-6) | COUSINS, Jaleel vs USF (11/27/15) |
| 3-Point FG Made | 4 | | Lynn, Damon vs NJIT (11/14/15) |
| | 3 | | Papale, John vs Boston U. (11/24/15) |
| | 3 | | Benzinger, Grant vs Wright State (11/20/15) |
| | 3 | | Matt Jones vs #5/4 Duke (11/17/15) |
| 3-Point FG Att. | 10 | | Papale, John vs Boston U. (11/24/15) |
| | 9 | | Mosely, Cheddi vs Boston U. (11/24/15) |
| | 9 | | Lynn, Damon vs NJIT (11/14/15) |
| 3-Pt FG Pct (min 2 made) | 1.000 | (2-2) | Holiday, Aaron at UCLA (12/03/15) |
| | .667 | (2-3) | Lewis, Trey vs #16/15 Louisville (12/26/15) |
| | .667 | (2-3) | Loving, Marc vs Ohio State (12/19/15) |
| | .667 | (2-3) | Lyle, JaQuan vs Ohio State (12/19/15) |
| | .667 | (2-3) | Harris, A.J. vs Ohio State (12/19/15) |
| | .667 | (2-3) | McIntosh, MiKyle vs Illinois State (11/30/15) |
| Free Throws Made | 9 | | Moody, Stefan vs Ole Miss (01/02/16) |
| | 9 | | Lee, Damion vs #16/15 Louisville (12/26/15) |
| Free Throw Att. | 10 | | Lee, Damion vs #16/15 Louisville (12/26/15) |
| | 9 | | Moody, Stefan vs Ole Miss (01/02/16) |
| | 9 | | Benzinger, Grant vs Wright State (11/20/15) |
| FT Pct (min 3 made) | 1.000 | (9-9) | Moody, Stefan vs Ole Miss (01/02/16) |
| | 1.000 | (5-5) | Reischel, Jarelle vs ECU (12/9/15) |
| | 1.000 | (4-4) | Loving, Marc vs Ohio State (12/19/15) |
| | 1.000 | (4-4) | McIntosh, MiKyle vs Illinois State (11/30/15) |
| | 1.000 | (4-4) | Mosely, Cheddi vs Boston U. (11/24/15) |
| | 1.000 | (4-4) | Coleman, Tim vs NJIT (11/14/15) |
| | 1.000 | (4-4) | Andrews, Jamir vs Albany (11/13/15) |
| | 1.000 | (3-3) | Bolden, Jonah at UCLA (12/03/15) |
| Rebounds | 15 | | Amile Jefferson vs #5/4 Duke (11/17/15) |
| | 11 | | Welsh, Thomas at UCLA (12/03/15) |
| Assists | 7 | | Holiday, Aaron at UCLA (12/03/15) |
| | 5 | | Hawkins, Javontae vs ECU (12/9/15) |
| Steals | 4 | | Coleman, Tim vs NJIT (11/14/15) |
| | 4 | | Rowley, Mike vs Albany (11/13/15) |
| Blocked Shots | 6 | | Marshall Plumlee vs #5/4 Duke (11/17/15) |
| | 5 | | Thompson, Trevor vs Ohio State (12/19/15) |
| Turnovers | 8 | | Foreman, Kyle vs Boston U. (11/24/15) |
| | 6 | | PETERS, Roddy vs USF (11/27/15) |
| Fouls | 5 | | Lee, Paris vs Illinois State (11/30/15) |
| | 5 | | Griffin, Roland vs Illinois State (11/30/15) |
| | 5 | | Havener, Nick vs Boston U. (11/24/15) |
| | 5 | | Karena, Michael vs Wright State (11/20/15) |

| | |
|---|---|
| 5 | Thomasson, Joe vs Wright State (11/20/15) |
| 5 | Rowley, Mike vs Albany (11/13/15) |



2015-16 Kentucky Men's Basketball
 Kentucky Team Game-by-Game Comparison (as of Jan 02, 2016)
 All games



| Opponent | 1st | 2nd | Score | Mar | Total FG | FG Pct | 3-Pointers | 3FG Pct | Free Throws | FT Pct | Rebounds | Assist | T/Over | Block | Steal | Fouls |
|-------------------|-------|-------|-------|------|-------------|-----------|------------|-----------|-------------|-----------|------------|--------|--------|-------|-------|-------|
| ALBANY | 38/27 | 40/38 | 78-65 | +13 | 28-50/25-58 | .560/.431 | 6-17/1-14 | .353/.071 | 16-24/14-22 | .667/.636 | 34/28 +6 | 16/4 | 20/15 | 8/0 | 6/9 | 21/26 |
| NJIT | 36/28 | 51/29 | 87-57 | +30 | 32-69/17-55 | .464/.309 | 5-21/5-19 | .238/.263 | 18-24/18-22 | .750/.818 | 54/23 +31 | 14/8 | 14/14 | 9/2 | 6/6 | 18/22 |
| #5/4 Duke | 37/31 | 37/32 | 74-63 | +11 | 30-67/22-54 | .448/.407 | 3-10/5-13 | .300/.385 | 11-18/14-23 | .611/.609 | 39/39 - | 15/9 | 9/16 | 7/8 | 9/3 | 21/20 |
| WRIGHT STATE | 39/26 | 39/37 | 78-63 | +15 | 25-47/21-58 | .532/.362 | 2-10/6-14 | .200/.429 | 26-37/15-17 | .703/.882 | 37/27 +10 | 9/8 | 12/12 | 1/1 | 5/5 | 17/33 |
| BOSTON U. | 40/33 | 42/29 | 82-62 | +20 | 33-64/20-54 | .516/.370 | 3-15/8-24 | .200/.333 | 13-26/14-18 | .500/.778 | 45/27 +18 | 15/9 | 12/17 | 5/2 | 12/6 | 18/22 |
| USF | 42/21 | 42/42 | 84-63 | +21 | 31-62/26-56 | .500/.464 | 6-13/2-10 | .462/.200 | 16-19/9-15 | .842/.600 | 37/31 +6 | 16/5 | 8/14 | 5/4 | 9/2 | 17/17 |
| ILLINOIS STATE | 31/31 | 44/32 | 75-63 | +12 | 22-51/25-70 | .431/.357 | 2-12/5-20 | .167/.250 | 29-46/8-10 | .630/.800 | 39/37 +2 | 8/8 | 15/16 | 9/2 | 6/5 | 19/32 |
| UCLA | 29/37 | 48/50 | 77-87 | (10) | 25-66/28-53 | .379/.528 | 8-25/5-11 | .320/.455 | 19-25/26-34 | .760/.765 | 37/38 (1) | 12/16 | 8/10 | 2/3 | 6/5 | 27/18 |
| EKU | 50/36 | 38/31 | 88-67 | +21 | 35-64/26-65 | .547/.400 | 4-19/5-18 | .211/.278 | 14-20/10-14 | .700/.714 | 50/25 +25 | 18/11 | 17/13 | 9/1 | 3/7 | 17/19 |
| ARIZONA STATE | 32/31 | 40/27 | 72-58 | +14 | 24-55/23-62 | .436/.371 | 6-21/4-20 | .286/.200 | 18-26/8-15 | .692/.533 | 36/36 - | 15/6 | 14/17 | 8/0 | 6/5 | 20/24 |
| Ohio State | 25/37 | 42/37 | 67-74 | (7) | 25-63/26-64 | .397/.406 | 9-19/9-18 | .474/.500 | 8-14/13-17 | .571/.765 | 40/42 (2) | 14/10 | 12/11 | 5/7 | 6/9 | 17/16 |
| #16/15 LOUISVILLE | 44/36 | 31/37 | 75-73 | +2 | 24-52/27-63 | .462/.429 | 11-23/4-14 | .478/.286 | 16-25/15-22 | .640/.682 | 29/39 (10) | 12/8 | 15/15 | 6/1 | 4/5 | 19/21 |
| OLE MISS | 46/22 | 37/39 | 83-61 | +22 | 33-66/20-50 | .500/.400 | 7-25/3-14 | .280/.214 | 10-20/18-26 | .500/.692 | 41/27 +14 | 18/7 | 12/16 | 2/3 | 13/6 | 25/19 |

Note: Game totals are displayed in the format TEAM/OPPONENT for each category