



KENTUCKY

2015-16 MEN'S BASKETBALL

SCHEDULE/RESULTS (13-4, 3-2 SEC)

Date	Opponent	Time/Result
N. 2	¹ OTTAWA	W, 117-58
N. 6	¹ KENTUCKY STATE	W, 111-58
N.13	¹ ALBANY	W, 78-65
N.14	¹ NIJT	W, 87-57
N. 17	² vs. No. 5/4 Duke	W, 74-63
N. 20	WRIGHT STATE	W, 78-63
N. 24	¹ BOSTON UNIVERSITY	W, 82-62
N. 27	³ vs. South Florida	W, 84-63
N. 30	ILLINOIS STATE	W, 75-63
D. 3	at UCLA	L, 87-77
D. 9	EASTERN KENTUCKY	W, 88-67
D. 12	ARIZONA STATE	W, 72-58
D. 19	⁴ Ohio State	L, 74-67
D. 26	No. 16/15 LOUISVILLE	W, 75-73
J. 2	¹ OLE MISS	W, 83-61
J. 5	¹ at LSU	L, 85-67
J. 9	¹ at Alabama	W, 77-61
J. 12	¹ MISSISSIPPI STATE	W, 80-74
J. 16	¹ at Auburn	L, 75-70
J. 21	¹ at Arkansas	7 p.m.
J. 23	¹ VANDERBILT	4 p.m.
J. 27	¹ MISSOURI	9 p.m.
J. 30	⁵ at Kansas	7 p.m.
F. 2	¹ at Tennessee	7 p.m.
F. 6	¹ FLORIDA	4 p.m.
F. 9	¹ GEORGIA	9 p.m.
F. 13	¹ at South Carolina	Noon
F. 18	¹ TENNESSEE	7/8 p.m.
F. 20	¹ at Texas A&M	TBA
F. 23	¹ ALABAMA	7 p.m.
F. 27	¹ at Vanderbilt	4 p.m.
M.	¹ at Florida	7 p.m.
M. 5	¹ LSU	2 p.m.
M. 9-13	⁶ SEC Tournament	TBA

All Times Eastern; HOME GAMES in BOLD CAPS
 All dates and times are subject to change
 ^-Exhibition Games; *-Conference Games;
 1-Hoophall Miami Invitational (Rupp Arena, Lexington, Ky.);
 2-Champions Classic (United Center, Chicago);
 3-Hoophall Miami Invitational (American Airlines Arena, Miami);
 4-CBS Sports Classic (Barclays Center, Brooklyn, N.Y.);
 5-Big 12/SEC Challenge (Allen Fieldhouse, Lawrence, Kan.);
 6-SEC Tournament (Bridgestone Arena, Nashville, Tenn.)

No. 23/19 KENTUCKY Wildcats (13-4, 3-2) at ARKANSAS Razorbacks (9-8, 3-2)

Thursday, Jan. 21 • 7 p.m. ET • Bud Walton Arena (19,200) • Fayetteville, Ark.

THE MATCHUP | #UKvsUA



About the Series

All-Time Record: UK leads 27-11
Last Meeting: UK won 78-63 (3/15/2015)
Streak: UK has won two



Head Coach: John Calipari
Overall On-Court Record: 648-182 (.781)
Record at Kentucky: 203-42 (.829)
Calipari's Record vs. Arkansas: 7-6

Head Coach: Mike Anderson
Overall On-Court Record: 295-154 (.657)
Record at Arkansas: 95-56 (.629)
Anderson's Record vs. Kentucky: 4-4

UK PROBABLE LINEUP (BASED OFF LAST OUTING)

00



Marcus Lee

Jr. / F / 6-9 / 224
Antioch, Calif.

- Averaging career highs in points (7.7), rebs. (7.1)
- Tallied two double-doubles this season
- Leads UK with 31 blocked shots

3



Tyler Ulis

So. / G / 5-9 / 160
Chicago

- Leads the team in assists with a 6.1 average
- Scored 20-plus in four of last six games
- Named SEC Player of the Week on Dec. 28

13



Isaiah Briscoe

Fr. / G / 6-3 / 202
Newark, N.J.

- Scored in double figures in nine games
- Averaging 10.7 points and guard-best 5.3 rebs.
- Named SEC Freshman of the Week on Dec. 7

22



Alex Poythress

Sr. / F / 6-8 / 230
Clarksville, Tenn.

- Team-high three double-doubles on the year
- Career-high 25 points at Alabama
- Averaging 9.6 points and 6.9 rebounds

23



Jamal Murray

Fr. / G / 6-4 / 207
Kitchener, Ontario

- Averaging team-high 17.8 points per game
- Recorded career-high 33 points vs. Ohio State
- Scored in double figures in 15 straight games

TV AND RADIO INFO

TV: ESPN

Joe Tessitore (PxP)
Sean Farnham (Analyst)



Radio: UK Radio Network

Tom Leach (PxP)
Mike Pratt (Analyst)



Satellite Radio:

Sirius Channel | XM Channel
81|81

WHAT YOU NEED TO KNOW

- Isaiah Briscoe, Jamal Murray and Tyler Ulis combined to score 57 of UK's 80 points (71.3 percent) in the win over Mississippi State
- Ulis has scored 20 or more points in four of the last six games
- Murray posted 20 points at Auburn, his fourth consecutive game with 20 or more points
- Alex Poythress had a career-high 25 points at Alabama. He's the 43rd player in school history with 800-plus points and 500-plus rebounds
- Jamal Murray has hit a 3-pointer in every game this season
- Ulis and Murray are combining to average 38.2 points per game against SEC foes

BY THE NUMBERS

2,191

National all-time wins leader

46

Kentucky's regular-season SEC titles

15

Straight games Jamal Murray has scored in double figures

30-6

UK's record following a loss in the John Calipari era

2015-16 ROSTER

No.	Name	Pos.	Ht.	Wt.	Cl.	Hometown (Previous School)
00	Marcus Lee	F	6-9	224	Jr.	Antioch, Calif. (Deer Valley)
1	Skal Labissiere	F	6-11	225	Fr.	Port-au-Prince, Haiti (Lausanne Collegiate)
3	Tyler Ulis	G	5-9	160	So.	Chicago (Marian Catholic)
4	Charles Matthews	G	6-6	189	Fr.	Chicago (Saint Rita)
10	Jonny David	G	6-2	175	Fr.	Pittsburgh (Mt. Lebanon)
11	Mychal Mulder	G	6-4	185	Jr.	Windsor, Ontario (Vincennes University)
13	Isaiah Briscoe	G	6-3	202	Fr.	Newark, N.J. (Roselle Catholic)
14	Tai Wynyard	F	6-10	255	Fr.	Auckland, New Zealand (Rangitoto College)
15	Isaac Humphries	F	7-0	260	Fr.	Sydney, Australia (La Lumiere School)
22	Alex Poythress	F	6-8	230	Sr.	Clarksville, Tenn. (Northeast)
23	Jamal Murray	G	6-4	207	Fr.	Kitchener, Ontario (Athlete Institute)
24	EJ Floreal	G	6-4	203	Jr.	Palo Alto, Calif. (Dunbar)
25	Dominique Hawkins	G	6-0	190	Jr.	Richmond, Ky. (Madison Central)
32	Dillon Pulliam	G	6-3	180	So.	Cynthiana, Ky. (Transylvania University)
35	Derek Willis	F	6-9	220	Jr.	Mt. Washington, Ky. (Bullitt East)

COACHING STAFF

Head Coach: John Calipari (Clarion, 1982)
Associate Head Coach: Kenny Payne (Louisville, 2003)
Assistant Coach: Tony Barbee (UMass, 1993)
Assistant Coach: John Robic (Denison, 1986)
Special Asst. to the Head Coach: Joel Justus (UNC Wilmington, 2004)
Associate AD/Basketball Operations: Chris Woolard (UCLA, 1997)
Asst. Strength Coach: Robert Harris (Kentucky State, 2009)
Athletic Trainer: Chris Simmons (Memphis, 2002)

PRONUNCIATION GUIDE

EJ FLOREAL (FLO-RE-AL)
 DOMINIQUE Hawkins (DOM-A-NEEK)
 SKAL LABISSIERE (S-CAL) (LAH-BISS-E-AIR)
 MYCHAL Mulder (like michael)
 Alex POYTHRESS (POY-THRESS)
 Tyler ULIS (YOU-LIS)
 Tai Wynyard (TIE) (WIN-YARD)
 John CALIPARI (CAL-A-PEAR-EE)

2015-16 TV CHART



00
Marcus Lee
 Jr. / F / 6-9 / 224
 Antioch, Calif.



1
Skal Labissiere
 Fr. / F / 6-11 / 225
 Port-au-Prince, Haiti




3
Tyler Ulis
 So. / G / 5-9 / 160
 Chicago



4
Charles Matthews
 Fr. / G / 6-6 / 189
 Chicago



10
Jonny David
 Fr. / G / 6-2 / 175
 Pittsburgh




11
Mychal Mulder
 Jr. / G / 6-4 / 185
 Windsor, Ontario



13
Isaiah Briscoe
 Fr. / G / 6-3 / 202
 Newark, N.J.



14
Tai Wynyard
 Fr. / F / 6-10 / 255
 Auckland, New Zealand




15
Isaac Humphries
 Fr. / F / 7-0 / 260
 Sydney, Australia



22
Alex Poythress
 Sr. / F / 6-8 / 230
 Clarksville, Tenn.



23
Jamal Murray
 Fr. / G / 6-4 / 207
 Kitchener, Ontario




24
EJ Floreal
 Jr. / G / 6-4 / 203
 Palo Alto, Calif.



25
Dominique Hawkins
 Jr. / G / 6-0 / 190
 Richmond, Ky.



32
Dillon Pulliam
 So. / G / 6-3 / 180
 Cynthiana, Ky.



35
Derek Willis
 Jr. / F / 6-9 / 220
 Mt. Washington, Ky.



John Calipari
 Head Coach
 Seventh Season



Kenny Payne
 Associate Head
 Coach
 Sixth Season



Tony Barbee
 Assistant Coach
 First Season



John Robic
 Assistant Coach
 Seventh Season

WEEKLY MEDIA SCHEDULE - JAN. 18, 2015- JAN. 31, 2016***

Monday - 18 SEC teleconference Calipari Radio Show	Tuesday - 19 Media availability at the Craft Center	Wednesday - 20 Travel to Fayetteville	Thursday - 21 at Arkansas 7 p.m. ET ESPN	Friday - 22 Media availability at the Craft Center	Saturday - 23 vs. Vanderbilt 4 p.m. ESPN	Sunday - 24
Monday - 25 SEC teleconference Calipari Radio Show	Tuesday - 26 Media availability at the Craft Center	Wednesday - 27 vs. Missouri 9 p.m. ET SEC	Thursday - 28	Friday - 29 Media availability at the Craft Center Travel to Lawrence	Saturday - 30 at Kansas 7 p.m. ESPN	Sunday - 31

***schedule is tentative and subject to change

MEDIA INFO

Quick Facts

Location: Lexington, Ky.
 Founded: 1865
 Enrollment: 30,000
 Nickname: Wildcats
 Colors: Blue (PMS 286) and White
 Conference: Southeastern
 Arena: Rupp Arena
 Capacity: 23,000
 President: Dr. Eli Capilouto
 Athletics Director: Mitch Barnhart
 Faculty Representative: Joseph L. Fink III

Media Relations

MBB Contact: Eric Lindsey
 Email: eric.lindsey@uky.edu
 Phone: 859.619.0944
 *Calipari interviews, MBB contact

Secondary Contact: Deb Moore
 Email: deb.moore@uky.edu
 Phone: 859.559.5781
 *Player interviews, game-day contact, credentials

Asst. Contact: Jake Most
 Email: jake.most@uky.edu
 Phone: 516.996.3229

Assistant AD for Media Relations:
 Tony Neely

Office Coordinator: Stephanie Guy
 Email: stephanie.guy@uky.edu
 Phone: 859.257.3838
 Media will call, credentials

The UK Media Relations office is located in the Joe Craft Center. Office hours are 8 a.m. - 5 p.m. (M-F).

338 Lexington Ave.
 Lexington, KY 40506

IMPORTANT INFORMATION

CREENTIAL REQUESTS

Requests for single-game credentials should be made as far in advance as possible and no later than five days prior to game day online at sportssystem.com/Kentucky.

CREENTIAL CRITERIA

The University of Kentucky's decision to issue credentials to a media outlet for the purposes of covering a UK basketball home or away event is determined by a variety of factors. They include the following:

- Amount of coverage given to Kentucky throughout the season
- Intention/ability to cover all 22 sports at Kentucky
- Distribution/size of publication: free, subscription, sale on newsstands, website traffic, etc.
- Radio or TV station program format and size of audience
- Length of existence of the publication, amount of original copy generated, number of full-time employees of the publication and the journalistic experience of the reporter(s)
- Attendance at Kentucky media sessions, including Olympic sport opportunities
- Space availability
- Professionalism, which includes but is not limited to conduct at games, press conferences, practices, on social media, etc.

The University of Kentucky has the right to revoke credentials under its own discretion.

INTERVIEW POLICIES-GENERAL

All interviews with University of Kentucky basketball players or staff members must be arranged through the Media Relations office. Media should never contact a player or coach directly.

The Wildcat Coal Lodge, dormitories, team locker rooms and other team quarters are private team areas. Media members are not permitted in these areas unless accompanied by appropriate university personnel.

PRACTICE/PRESS CONFERENCES

Other than announced exceptions, UK basketball practices are closed to the media. UK will accept requests to attend practice. All requests must be made by 10 a.m. on the day of the practice. In cases in which practices are open to the media, no cell phones are allowed in the practice facility.

Player interviews are conducted prior to practices the day before a game and will be available to all UK media in the Joe Craft Center lower-level lobby. UK will accept requests for player interviews, but they must be submitted 24 hours prior to the scheduled availability.

Coach John Calipari or an assistant coach will meet with members of the media immediately following player interviews in the lower level lobby of the Joe Craft Center.

Gameday shoot-arounds are closed to the media.

TELEPHONE PLAYER INTERVIEWS

Telephone interviews are available to the media on a call-back basis. Individual player and coach telephone numbers will not be given to members of the media.

Players are instructed not to conduct interviews when contacted directly by telephone. The UK Media Relations Office will arrange for telephone interviews at a time most convenient for the student-athlete.

Other special requests are handled on a case-by-case basis.

POSTGAME INTERVIEWS

Following each game, there is a 20-minute cooling-off period, during which time the players shower and dress. Approximately 10 minutes after the game ends, Coach Calipari conducts his postgame press conference while a player is taken to the UK Sports Network.

Following Coach Calipari's press conference and the cooling-off period, selected UK players are brought to the media interview room.

SOCIAL MEDIA CENTER

Official Team News and Connections

Twitter: @KentuckyMBB
 Facebook: /KentuckyMBB
 Instagram: @KentuckyMBB
 Periscope: @KentuckyMBB

Official UK Athletics: @UKAthletics
 CoachCal.com: @CoachCalDotCom

John Calipari: @UKCoachCalipari

Player

Isaiah Briscoe
 Jonny David
 EJ Floreal
 Dominique Hawkins
 Isaac Humphries
 Skal Labissiere
 Marcus Lee
 Charles Matthews
 Mychal Mulder
 Jamal Murray
 Alex Poythress
 Dillon Pulliam
 Tyler Ulis
 Derek Willis
 Tai Wynyard

Twitter

@ZayBriscoe
 @j david010
 @Eddie_Bounce24
 @Dhawk_25
 @IsaacHumphries7
 @OneBigHaitian
 @JustMarcusLee
 @_JustCharles_
 @MychalMulder_
 @BeMore27
 @AlextheGreat22
 @DPull32
 @tulis3
 @derek_willis33
 @WynyardTai

Instagram

@zaaay_
 @j david010
 @eddie_bounce24
 @dhawk_25
 @isaachumphries7
 @skallywally
 @justmarcuslee
 @just.charles
 @mikemulder11
 @jmgltixh27
 @alexthegreat22
 @dpull32
 @tulis3
 @dxw_33
 @taiwynyard

THE POLLS

AP Top 25 Jan. 18

Rk.	Team (First-Place Votes)
1.	Oklahoma (65)
2.	North Carolina
3.	Kansas
4.	Villanova
5.	Xavier
6.	West Virginia
7.	Maryland
8.	SMU
9.	Iowa
10.	Texas A&M
11.	Michigan State
12.	Arizona
13.	Virginia
14.	Baylor
15.	Miami (Fla.)
16.	Providence
17.	Louisville
18.	Butler
19.	Iowa State
20.	Duke
21.	Southern California
22.	Purdue
23.	Kentucky
24.	South Carolina
25.	Indiana

Others Receiving Votes:

Pittsburgh, Clemson, Wichita State, Valparaiso, Notre Dame, Dayton, St. Mary's, Gonzaga, Utah, Hawaii, Oregon, Navy, Monmouth, Arkansas-Little Rock

USA Today Coaches Jan. 18

Rk.	Team (First-Place Votes)
1.	Oklahoma (26)
2.	North Carolina (4)
3.	Kansas (1)
4.	Villanova
5.	Maryland
6.	Xavier
7.	West Virginia
8.	Texas A&M
9.	Iowa
10.	Michigan State
11.	Arizona
12.	Duke
13.	Virginia
14.	Miami (Fla.)
15.	Baylor
16.	Louisville
17.	Providence
18.	South Carolina
19.	Kentucky
20.	Pittsburgh
21.	Iowa State
22.	Purdue
23.	Indiana
24.	Butler
25.	Southern California

Others Receiving Votes:

Gonzaga, Clemson, Dayton, Oregon, Valparaiso, Wichita State, Connecticut, St. Mary's, Michigan, California, Washington, Arkansas-Little Rock, Monmouth, LSU, Seton Hall, UAB

UK'S WEEKLY RANKINGS

DATE	AP	Coaches	RPI
Preseason	2	1	-
Nov. 16	2	2	-
Nov. 23	1	1	-
Nov. 30	1	1	19
Dec. 7	5	4	26
Dec. 14	4	4	12
Dec. 21	12	11	29
Dec. 28	10	11	12
Jan. 4	9	8	7
Jan. 11	14	13	9
Jan. 18	23	19	20

THE SOUTHEASTERN CONFERENCE

SEC Standings (Through Jan. 17)

Team	SEC (Pct.)	GB	Overall (Pct.)
Texas A&M	5-0 (.1000)	0.0	15-2 (.882)
LSU	4-1 (.800)	1.0	11-6 (.647)
S. Carolina	3-1 (.750)	1.5	16-1 (.941)
Arkansas	3-2 (.600)	2.0	9-8 (.529)
Florida	3-2 (.600)	2.0	11-6 (.647)
Kentucky	3-2 (.600)	2.0	13-4 (.765)
Auburn	2-3 (.400)	3.0	8-8 (.500)
Georgia	2-3 (.400)	3.0	9-6 (.600)
Ole Miss	2-3 (.400)	3.0	12-5 (.706)
Tennessee	2-3 (.400)	3.0	9-8 (.529)
Vanderbilt	2-3 (.400)	3.0	10-7 (.588)
Alabama	1-3 (.250)	3.5	10-6 (.625)
Missouri	1-3 (.250)	3.5	8-9 (.471)
Mississippi St.	0-4 (.000)	4.5	7-9 (.428)

This Week in the SEC

Thursday, Jan. 21
Kentucky at Arkansas **ESPN 7 p.m.**

Saturday, Jan. 23
S. Carolina at Tennessee **SEC Noon**
LSU at Alabama **ESPN2 2 p.m.**
Ole Miss at Miss. State **SEC 2 p.m.**
Missouri at Texas A&M **SEC 4 p.m.**
Vanderbilt at Kentucky ESPN 4 p.m.
Arkansas at Georgia **SEC 6 p.m.**
Auburn at Florida **SEC 8 p.m.**

Tuesday, Jan. 26
Miss. St. at S. Carolina **SEC 7 p.m.**
Florida at Vanderbilt **ESPN/U 9 p.m.**
Georgia at LSU **ESPN/U 9 p.m.**
Tennessee at Alabama **SEC 9 p.m.**

Wednesday, Jan. 27
Texas A&M at Arkansas **ESPN2/U TBA**
Auburn at Ole Miss **SEC 7 p.m.**
Missouri at Kentucky SEC 9 p.m.

Saturday, Jan. 30
West Virginia at Florida **ESPN Noon**
Vanderbilt at Texas **ESPN2 Noon**
Iowa State at Texas A&M **ESPN 1 p.m.**
Ole Miss at Kansas St. **ESPN2 2 p.m.**
Tennessee at TCU **ESPN2 2 p.m.**
Oklahoma at LSU **ESPN 4 p.m.**
Texas Tech at Arkansas **ESPN2 4 p.m.**
Georgia at Baylor **ESPN2 6 p.m.**
Alabama at S. Carolina **SEC 6 p.m.**
Kentucky at Kansas ESPN 7 p.m.
Oklahoma State at Auburn **ESPN2 8 p.m.**
Mississippi St. at Missouri **SEC 8:30 p.m.**

Tuesday, Feb. 2
LSU at Auburn **SEC 7 p.m.**
Kentucky at Tennessee ESPN 7 p.m.
S. Carolina at Georgia **ESPN2 7 p.m.**
Alabama at Miss. State **SEC 9 p.m.**

Kentucky in the SEC and NCAA Stats (Through Jan. 17)

TEAM

CATEGORY	SEC [NCAA] (STAT)
Scoring.....	7th [97th] (77.3)
Scoring Defense.....	7th [100th] (67.7)
Scoring Margin.....	4th [55th] (+9.6)
Free Throw %.....	10th [275th] (.660)
Field Goal %.....	6th [66th] (.466)
Field Goal % Def.....	7th [87th] (.410)
3-Pt. Field Goal %.....	11th [270th] (.320)
3-Pt. FG % Def.....	5th [99th] (.325)
Rebounding Offense.....	4th [58th] (39.7)
Rebounding Defense.....	1st [32.2]
Rebounding Margin.....	2nd [28th] (+7.4)
Blocked Shots Per Game.....	3rd [24th] (5.5)
Assists Per Game.....	7th [162nd] (13.7)
Steals Per Game.....	7th [144th] (6.5)
Turnover Margin.....	8th [138th] (+0.8)
Assist/TO Ratio.....	8th [173rd] (1.1)
Offensive Rebs Per Game.....	1st [14th] (14.2)
Defensive Rebs Per Game.....	11th [193rd] (25.4)
Defensive Rebound Pct.....	7th (.696)
Offensive Rebound Pct.....	1st (.403)
3-Point FG Made Per Game.....	13th [285th] (5.6)

INDIVIDUAL

PLAYER SEC [NCAA] (STAT)
3-Point Field Goals Per Game
Jamal Murray..... 4th [66th] (2.7)

3-Point Field-Goals Percentage
Jamal Murray..... 9th [88th] (38.7)

Assists Per Game
Tyler Ulis..... 2nd [18th] (6.1)

Assist-to-Turnover Ratio
Tyler Ulis..... 4th [31st] (3.1)

Blocked Shots Per Game
Marcus Lee..... 4th [68th] (1.8)
Skal Labissiere..... 9th [107th] (1.5)

Defensive Rebounds Per Game
Alex Poythress..... T10th [235th] (4.7)

Double-Doubles
Alex Poythress..... 8th [178th] (3)

Free-Throw Percentage
Tyler Ulis..... 2nd [29th] (.873)

Minutes Per Game
Tyler Ulis..... 1st [26th] (36.2)
Jamal Murray..... 5th [111th] (33.5)
Isaiah Briscoe..... 8th (31.5)

Offensive Rebounds Per Game
Marcus Lee..... 6th [63rd] (3.1)

Rebounds Per Game
Marcus Lee..... 10th [185th] (7.1)
Alex Poythress..... 12th [211th] (6.9)

Scoring
Jamal Murray..... 5th [81st] (17.8)
Tyler Ulis..... 15th (14.4)

Steals Per Game
Tyler Ulis..... T7th [151st] (1.5)
Isaiah Briscoe..... 12th [218th] (1.4)

HONORING THE CATS

Isaiah Briscoe

- SEC Freshman of the Week (12/7/15)
- Wayman Tisdale Preseason Watch List

Skal Labissiere

- SEC Co-Freshman of the Week (11/16/15)
- Preseason All-SEC First Team (Media)
- Preseason All-SEC First Team (Coaches)
- CBSSports.com Preseason All-America First Team
- Sporting News Preseason All-America Second Team
- Wooden Award Preseason Watch List
- Wayman Tisdale Preseason Watch List
- Oscar Robertson Preseason Watch List
- Naismith Trophy Preseason Watch List
- Kareem Abdul-Jabbar Award Preseason Watch List

Marcus Lee

- Allstate Good Works Nominee
- SEC Representative at 2016 NCAA Leadership Forum

Jamal Murray

- Wooden Award Midseason Watch List
- SEC Freshman of the Week (12/14/15)
- Miami Hoophall Invite Most Valuable Player
- Sporting News Preseason All-America Third Team
- CBSSports.com Preseason All-America Second Team
- Preseason All-SEC Second Team (Coaches)
- Wooden Award Preseason Watch List
- Wayman Tisdale Preseason Watch List
- Oscar Robertson Preseason Watch List
- Naismith Trophy Preseason Watch List

Alex Poythress

- Senior CLASS Award Candidate
- Preseason All-SEC Second Team (Media)
- Preseason All-SEC Second Team (Coaches)
- Julius Erving Award Preseason Watch List

Tyler Ulis

- Wooden Award Midseason Watch List
- SEC Player of the Week (12/28/15)
- College Basketball Talk (NBC Sports) National Player of the Week (12/28/15)
- SEC Co-Player of the Week (11/23/15)
- Preseason All-SEC First Team (Media)
- Preseason All-SEC First Team (Coaches)
- Wooden Award Preseason Watch List
- Oscar Robertson Preseason Watch List
- Naismith Trophy Preseason Watch List
- Lute Olson Award Preseason Watch List
- Bob Cousy Award Preseason Watch List

2015-16 SEASON NOTES

Auburn Outlasts Wildcats

Kentucky owned a 35-30 point lead at halftime, but Auburn outscored the Cats by 10 in the second half to prevail by a 75-70 score. The loss snapped an 18-game winning streak over the Tigers.

UK went ahead by as many as 12 in the second half before the home team put together a 21-4 run to take a 56-51 lead. The Wildcats rallied to take the lead back three times, the last coming when Tyler Ulis hit a layup with 1:42 left to make it 67-65. But Auburn was able to close the game on a 10-3 run for the win. Auburn's last win over Kentucky came in 2000, when the Tigers were ranked fourth in the country.

Jamal Murray scored 20 points to lead Kentucky, while Ulis nearly compiled a triple-double, with 17 points, 10 rebounds and eight assists. Derek Willis had his first career double-double with 12 points and 12 rebounds.

Other notables:

- UK has had a player score at least 20 points in all five Southeastern Conference games this season. The last time UK had a player score at least 20 in the first five SEC games was 2009
- Murray has scored in double figures 15 times this season, with 13 games going for more than 15 points
- Ulis earned his second career double-double with the 17 points and 10 rebounds. He's the first player since John Wall to log a double-double in both points and rebounds and points and assists in the same season
- Willis is the fifth different Wildcat to notch a double-double this season. UK has not had five different players log a double-double since 2000-01
- Willis has made 20 consecutive free throws
- Willis is the first Kentucky native with 12 points and 12 rebounds in an SEC road game since Reggie Hanson on Jan. 31, 1990
- Ulis is the first player since Wall with 10 consecutive games of at least four or more assists

Guard Play Shines in Win Over Mississippi State

Kentucky's starting guard rotation of Isaiah Briscoe, Jamal Murray and Tyler Ulis combined for 57 points, 13 assists, eight rebounds and four steals in leading UK to an 80-74 victory over visiting Mississippi State on Tuesday. The win was the 30th consecutive win for the Wildcats (13-3, 3-1) in Rupp Arena and it also marked the ninth straight win over the Bulldogs in the series.

Mississippi State (7-8, 0-3) rallied from a 20-point deficit in the second half and trailed 74-71 with 1:14 remaining, but the Wildcats made six free throws over the final 47 seconds to seal the win.

Murray made two of his first three shots -- both 3-pointers -- and scored 11 of Kentucky's first 17 points. Murray connected on three 3-pointers and scored 11 points in the first half en route to 22 for the game. He has now scored 20 or more points in three consecutive outings. Ulis was the other Wildcat to reach 20 points with 21. He's scored 20 or more in four of his last five games.

Other notables:

- Mississippi State led 5-0 early. With the game tied at 10, Kentucky went ahead for good with a 13-0 run, and the Wildcats never trailed again
- Kentucky shot 50.9 percent from the field, the eighth time this season the Wildcats have made at least half their shots in a game
- Mississippi State shot 52.9 percent from the field. UK had held the previous 55 home opponents to less than 50 percent from the field
- Briscoe poured in 14 points on 7-of-9 (.778) shooting. He has made 13-of-19 shots (.684) in his last two games
- Marcus Lee had two points and a game-high nine rebounds
- Alex Poythress had six points, eight rebounds and hit four clutch free throws over the final minute of play
- In just 11 minutes of action, junior Derek Willis had eight points, an assist, a steal and a block

Statistically Speaking

In most all of sports it's easy to pinpoint areas of improvement in losses versus a team's wins. The 2015-16 edition of the Kentucky Wildcats is no different. Here's a look at some of the key stats in wins compared with those same stats in losses.

Rebounding

- Kentucky owns the glass in its 13 victories with a rebounding advantage of plus-10.3
- In the four losses UK is being outrebounded by a plus-1.8 margin, a difference of 12 rebounds a game
- In victories, Kentucky's two leading rebounders, Marcus Lee and Alex Poythress, are combining for 15.5 rebounds per game. The duo is hauling in an average of 9.0 during a loss

Scoring

- In Kentucky's 13 victories, scoring is balanced. Four different players are averaging double figures with Jamal Murray leading the way at 16.2 points per game
- In the four losses, only two players (Jamal Murray at 232.8 and Tyler Ulis at 15.0) are reaching double digits
- The Wildcats are sharing the ball at a better rate leading to better scoring opportunities in victories with 14.2 assists per game, compared with just 12.3 in losses

Minutes

- Tyler Ulis leads the Southeastern Conference with 36.2 minutes played per game. In victories, he's logging 35.2 minutes per game and eight total players are playing 12.1 minutes or more
- Ulis averages 39.2 minutes a game in UK's three losses

3-Point Shooting

- The Wildcats do not rely on the 3-point shot in their 13 wins. UK is making an average of 5.1 3-pointers a game and shooting at a 30.3 rate from long range in the victories
- In losses, UK is hitting 7.5 3-pointers a game at 36.6 percent
- UK is shooting 49.5 percent from the field and averaging 39.8 points in the paint in victories
- In losses, the Wildcats are averaging 38.2 percent from the floor and 27.5 points in the paint

2015-16 LEAD-DEFICIT COMPARISON

Opponent	Biggest Lead	Biggest Deficit	Biggest Run	Changes	Ties	Led	Trailed	Result
OTTAWA	59 (2nd)	N/A	16-0	0	0	39:47	0:00	UK won 117-58
KENTUCKY STATE	53 (2nd)	N/A	22-0	0	0	39:12	0:00	UK won 111-58
ALBANY	21 (2nd)	N/A	12-2	0	0	38:35	0:00	UK won 78-65
NJIT	34 (2nd)	6 (1st)	15-2	1	2	30:05	6:59	UK won 87-57
vs. Duke	16 (2nd)	2 (1st)	8-0	2	6	33:20	0:05	UK won 74-63
WRIGHT STATE	20 (2nd)	N/A	10-3	0	0	39:08	0:00	UK won 78-63
BOSTON	24 (2nd)	1 (1st)	18-2	2	0	39:17	0:26	UK won 82-62
vs. South Florida	31 (2nd)	2 (1st)	17-0	1	2	37:09	0:39	UK won 84-63
ILLINOIS STATE	16 (2nd)	6 (1st)	10-0	3	6	25:27	9:41	UK won 75-63
at UCLA	2 (1st)	15 (2nd)	5-0	1	1	0:30	38:10	UCLA won 87-77
EKU	21 (2nd)	N/A	12-0	0	0	39:42	0:00	UK won 88-67
ARIZONA STATE	23 (2nd)	1 (1st)	10-0	2	3	37:55	0:44	UK won 88-67
vs. Ohio State	3 (1st)	16 (2nd)	7-0	3	1	2:37	35:31	OSU won 74-67
LOUISVILLE	16 (2nd)	5 (1st)	22-2	3	5	30:22	6:53	UK won 75-73
OLE MISS	29 (2nd)	2 (1st)	21-3	2	2	36:59	0:22	UK won 83-61
at LSU	2 (1st)	18 (2nd)	6-0	1	1	0:21	37:15	LSU won 85-67
at Alabama	19 (2nd)	N/A	12-2	0	0	39:43	0:00	UK won 77-61
MISSISSIPPI ST.	20 (2nd)	5 (1st)	13-0	1	2	36:59	1:55	UK won 80-74
at Auburn	12 (2nd)	7 (2nd)	10-0	11	11	23:32	10:58	Auburn won 75-70
at Arkansas								
VANDERBILT								
MISSOURI								
at Kansas								
at Tennessee								
FLORIDA								
GEORGIA								
at S. Carolina								
TENNESSEE								
at Texas A&M								
ALABAMA								
at Vanderbilt								
at Florida								
LSU								

NOTES CONTINUED

Is the "Energy Guy" the key?

- Marcus Lee is enjoying a breakout season with career highs in points (7.7) and rebounds (7.1), while shooting a team-best 64.4 percent from the floor. Lee is averaging 22.2 minutes a game overall on the season and is the team's catalyst defensively in the paint with a team-high 31 blocks on the season
- In two of UK's four losses, Lee was either in foul trouble (LSU) or missed the majority of the game due to injury (UCLA). He combined for just nine total minutes in those two outings
- When the Wildcats are victorious, Lee is averaging 8.8 points, 7.9 rebounds, 2.1 blocks and is shooting 67.5 percent from the floor in 24.5 minutes a game. In his 58 total minutes (14.5 per game) in UK's four losses, Lee is averaging 3.8 points, 4.3 rebounds, 1.0 blocks and is shooting 46.2 from the floor

Future Wildcats Selected for McDonald's All-American Game, Jordan Classic

Kentucky's top-ranked recruiting class will be well represented during the 2016 McDonald's All-American Game in March with the selections of Edrice "Bam" Adebayo, De'Aaron Fox, Sacha Killeya-Jones and Malik Monk.

Adebayo, Fox and Killeya-Jones will suit up for the East team while Fox will play for the West. Kentucky's two other signees in the 2016 class, Wenyen Gabriel (fifth-year senior) and Tai Wynard (already enrolled at Kentucky), were not eligible for the game, which will take place March 30 at 9 p.m. ET at the United Center in Chicago. It will be televised on ESPN.

With the selections of Adebayo, Fox, Killeya-Jones and Monk, UK has signed 25 players during the John Calipari era who have been named to the prestigious high school event, more than any other school in the country during that time period. Four players or more from each signing class have been tabbed McDonald's All-Americans during the Calipari era, including five in the 2013 class.

Kentucky has signed 57 McDonald's All-Americans since the team began in 1977, including current Wildcats Isaiah Briscoe (2015), Marcus Lee (2013), Alex Poythress (2012) and Tyler Ulis (2014).

Also, Adebayo, Fox and Monk were selected for the Jordan Brand Classic, which will be held April 15 at the Barclays Center in Brooklyn, N.Y. A total of 29 UK signees have been chosen for the Jordan Brand Classic during the Calipari era.

Calipari Reaches 200 UK Wins in Record Time

With a thrilling 75-73 victory over rival Louisville, John Calipari captured his 200th career win at Kentucky faster than any coach in UK history -- and nearly faster than anyone has ever done it at any other school.

Calipari reached the 200-win plateau in his 240th career game at Kentucky. Rick Pitino, previously the fastest to 200 wins at UK prior to Calipari, didn't capture his 200th Wildcat win until his 249th game. The legendary Adolph Rupp reached 200 during his 250th game.

Not only did Calipari reach the 200-win mark in record pace at Kentucky, he also nearly set the all-time Division I mark. With the win over U of L, he became the second-fastest Division I men's basketball coach to reach 200 victories at a single school, behind only LIU-Brooklyn's Clair Bee, who achieved the feat in 231 games.

Calipari is one of just 11 head coaches in Division I men's basketball history with at least 200 victories at two different schools and just the fifth coach at Kentucky to reach the 200-win plateau.

He's currently the only coach in NCAA history with at least 189 victories at three different schools.

S-E-C! S-E-C! S-E-C!

Kentucky opened Southeastern Conference play vs. Ole Miss with the unquestionable reputation as the league's gold standard.

Since the SEC's inception in 1932-33, the Wildcats have been the most dominant team in the league, recording a 946-265 mark (.781) in conference play. Only two other teams have won more than 700 regular-season SEC games (Alabama, Tennessee) and no other team has a better winning percentage.

- UK has averaged 11.5 wins and only 3.2 losses per season in 82 seasons in the SEC
- The Wildcats have won 46 SEC titles and 28 SEC Tournament championships
- Kentucky has won 13 of the last 23 SEC Tournament titles

Next Man Up

When starting freshman guard Isaiah Briscoe turned his ankle in warmups prior to the Louisville game, all it meant was an opportunity for another player. That man vs. the Cardinals was junior guard Dominique

CATS ON THE CAREER CHARTS

Career Points		Career Assists	
1. Dan Issel	2,138	1. Dirk Minniefield	646
82. Allen Edwards	819	33. John Wall	241
83. Nazr Mohammed	814	34. Scott Padgett	238
84. Alex Poythress	812	35. Patrick Sparks	236
		36. Tyler Ulis	233
Career Rebounds		Career Blocked Shots	
1. Dan Issel	1,078	1. Jamaal Magloire	268
45. Gerald Fitch	528	24. Mark Pope	82
47. Alex Poythress	527	25. Marcus Lee	72
		26. Alex Poythress	69
Career Steals			
1. Wayne Turner	238		
47. Jules Camara	75		
- Tyler Ulis	60		

2015-16 SEASON NOTES

Hawkins.

The Kentucky native cemented his legacy in the rivalry's storied history with the best game of his career. Hawkins posted career highs in points (13), 3-pointers made (three) and minutes (26) to lead the Wildcats over the Cardinals.

But Hawkins is far from the only Wildcat who has embraced the "next man up" mentality and stepped up for the Wildcats this season.

In 11 of UK's 17 games, a scholarship player has either not played or left the game with an injury or illness (Hawkins was the latest to go down, suffering a left ankle injury during the Ole Miss game and missing the next four games). It hasn't slowed the Wildcats down too much -- as evidenced by Kentucky's 13-4 record -- but it also speaks to UK's depth and, perhaps, strengthens the notion that we are yet to see the best from this team.

Poythress Named Candidate for Senior CLASS Award

Senior Alex Poythress has been named one of 30 candidates for the prestigious Senior CLASS Award. An acronym for Celebrating Loyalty and Achievement for Staying in School, the Senior CLASS award focuses on the total student-athlete and encourages students to use their platform in athletics to make positive impact as leaders in their communities.

Poythress is the first Wildcat to earn recognition for the award since Darius Miller in 2012. He's also the only Wildcats from the Southeastern Conference among the 30 candidates.

The Clarksville, Tenn., native is averaging 9.6 points and 6.9 rebounds per game for the 13-4 Wildcats. He recently became just the 43rd player in program history to amass more than 800 career points and 500 career rebounds.

Since his arrival on campus, Poythress has been a steady presence within the community. He's contributed to various activities such as the God's Pantry Food Drive and Samaritan's Feet. He is often a volunteer for stops at local children's hospitals as well as appearances at local elementary schools. Poythress has played kickball with elementary students, read to them at various times and has even made guest appearances at camps in his hometown.

Along with his teammates, he has been involved in a Hurricane Sandy telethon, a clothing drive for the needy, various meet-and-greets during the holidays, as well as a presence at the annual pizza delivery during Big Blue Madness campouts. Furthermore, Poythress is a mainstay within the UK Basketball camps throughout the summer serving as a camp counselor for kids of all ages as well as for the John Calipari Fantasy Camp.

Poythress graduated in just three years with a degree in business marketing. He earned a 3.517 undergraduate grade point average and is now pursuing a master's of science in kinesiology and health promotion with an emphasis on sport leadership.

Bounce Back

The Wildcats don't lose very often during the John Calipari era, but when they do, they almost always bounce back.

UK is 30-6 under Calipari following a loss, including the victory over Alabama. Kentucky hasn't dropped back-to-back games since losing a pair to Arkansas and South Carolina on Feb. 27, 2014 and March 1, 2014, respectively.

Wynyard Joins Wildcats

With the 2015 fall semester now complete, 2016 fall signee Tai Wynyard has enrolled at the University of Kentucky a semester early and joined the Wildcats. He was eligible for UK's game against Ohio State.

Wynard, a 6-foot-10, 255-pound forward, graduated from his hometown school in Auckland, New Zealand. He was the youngest player to make the New Zealand National Team when he made the club at 16 years old.

The burly forward was named the most valuable player of the FIBA 3-on-3 World Championships after leading New Zealand to the gold medal. He was also a part of the World Select Team that edged the USA Junior National Select Team at the 2015 Nike Hoop Summit.

It has not been decided if Wynard will use the spring semester as a redshirt opportunity or if he will suit up for the Wildcats this season.

Home-Court Advantage

Kentucky is currently on a 30-game win streak when playing in the friendly confines of Rupp Arena, the third-longest winning streak in the venue's history.

UK's last home loss came on Feb. 27, 2014 in an overtime loss to Arkansas. With an all-time record of 539-64 (.894) in Rupp Arena, Kentucky's current run includes the following streaks:

- Under John Calipari, UK is 112-4 (.966) in Rupp Arena, including 62-1 (.984) against nonconference opponents
- Calipari is just seven wins shy of tying Tubby Smith for the second most for any UK head coach in the arena
- Prior to the close victory over Louisville, UK had won 13 straight home games by at least 11 points, the longest such streak since a 27-game stretch from 1995-97
- Mississippi State shot 52.9 percent from the field. Prior to that, UK had held the last 54 home opponents and the last 81 nonconference home opponents to less than 50 percent from the field
- Kentucky has won its last 75 games in Rupp Arena when ranked in the top five of the Associated Press Top 25, dating back to the 2003-04 season

Ulis the Floor General

John Calipari has called sophomore point guard Tyler Ulis possibly the best floor general he's ever coached. Even amid lofty company (i.e. past Calipari point guards like Derrick Rose, Tyreke Evans, John Wall and Brandon Knight), the numbers back it up.

The Chicago native has recorded 230 points and dished out 98 assists in his first 16 games of the season. He sat out the game vs. Illinois State with a right elbow injury.

Among the milestones Ulis has already achieved include:

- He's the first player in school history to post at least 20 points, at least 10 assists and at least six steals in a single game (vs. Ole Miss)
- He's the only Wildcat since 1972-73 with consecutive games of at least 20 points and at least eight assists (vs. Louisville and Ole Miss)
- Against Ole Miss, he became the first Kentucky player with a 20-point, 10-assist game since John Wall turned the trick vs. Rider on Nov. 21, 2009
- His 10-assist game vs. Ole Miss was the first since Julius Mays achieved the feat on Nov. 16, 2012
- He became the first UK player with at least five assists in four consecutive games since Brandon Knight in 2010-11 when he turned the trick in November
- With a career-high 23 points at LSU, he became the first UK guard to score at least 20 points in three consecutive games since Jodie Meeks on Feb. 10, 14 and 17, 2009
- He is the first UK player to have at least 20 points and at least six assists (vs. Ole Miss and at LSU) in consecutive SEC games since Ed Davender on Feb. 24 and March 2, 1988
- He was the first Wildcat with at least 15 points and at least five assists in three consecutive games (Duke, Wright State and Boston U.) since Wall in 2009-10
- His nine assists vs. UCLA was the most by a Wildcat in a nonconference road game since Saul Smith dished out 10 vs. Michigan State on Dec. 16, 2000
- His 10 assists vs. Ole Miss was the most by a UK player in an SEC opener since Cliff Hawkins recorded 10 vs. Mississippi State on Jan. 5, 2002

OPPONENT CAPSULE

Arkansas Razorbacks (9-8, 3-2 SEC)

Head Coach: Mike Anderson (fifth season)
Conference: SEC
Series vs. UK: UK leads 27-11

Key Players:

Anthlon Bell, Sr., G
Moses Kingsley, Jr., F
Dusty Hannahs, Jr., G

Notes:

Leading scorer at 17.1 ppg
Averages 16.9 ppg and 9.4 rpg
44 made 3's, averages 16.0 ppg



How the Teams Match Up

	FG%	OPP FG%	3FG%	FT%	PPG	RPG	BPG	APG	SPG
UK	.466	.410	.320	.660	77.3	39.6	5.5	13.7	6.5
Arkansas	.472	.438	.447	.724	83.8	38.0	5.6	18.2	7.8

2015-16 SEASON NOTES

- Ulis is the first UK player with at least five assists in each of the first four SEC games of a season since Kyle Macy in 1977-1978
- Ulis is the first UK player with at least four assists in 10 consecutive games since Wall in 2009-2010
- Ulis is the first UK player with 17 points, 10 rebounds, and eight assists in a game since Wall vs. Mississippi State on Feb. 16, 2010

Kentucky Elite under Cal

Since John Calipari took over the program in 2009-10, no one in the country has had more wins than Kentucky and only Duke and Kansas have a better winning percentage. UK is 203-42 during that time span.

1. Duke: 199-40 (.833)
2. Kansas: 198-40 (.832)
3. Kentucky: 203-42 (.829)
4. Gonzaga: 188-41 (.821)
5. Wichita State: 188-44 (.810)

**numbers through Jan. 17*

Murray Can Score with the Best of Them

Through 17 games of the season, it's already clear freshman guard Jamal Murray is one of the best pure scorers UK has had during the John Calipari era.

Murray currently leads the Wildcats in scoring at 17.8 points per game. If the season ended today, he would have the highest scoring average under Calipari. Brandon Knight, in 2010-11, finished at 17.3 points per game.

And that only tells half the story:

- His 33 points vs. Ohio State were the second most in a single game in the Cal era
- His 27 second-half points vs. Ohio State were the most of any Wildcat under Cal
- He has made a 3-pointer in all 17 games this season, the only player in program history to hit at least one trey in his first 17 collegiate games
- His seven 3-pointers vs. Ohio State were the second most of the Calipari era
- He has scored in double figures in all but one game this season and 15 or more in 13 of the 17 contests
- His 77.8 percentage from behind the arc vs. Ohio State tied for the second-best 3-point percentage in a single game in school history (with a minimum of nine attempts)
- He is the first Wildcat to score in double figures in 10-plus straight games since Julius Randle turned the trick in 2013
- He is the first UK player to score at least 18 points in each of the first four SEC games of a season since Jodie Meeks in 2008-09
- He is the first freshman in school history to score at least 18 points in each of his first four career SEC games
- He and Terrence Jones are the only two players in the Calipari era to score 300 points in their first 17 games

Lee Tabbed Good Works Nominee, Set to Represent SEC at National Forum

Junior Marcus Lee was tabbed to the Allstate Good Works Team by the National Association of Basketball Coaches. The five-member Division I team will be announced Feb. 6.

- Lee has contributed more than 100 hours of community service while at UK
- He is a 2015 SEC Community Service Team member
- UK's SAAC treasurer
- Worked with various organizations such as God's Pantry, Salvation Army and Samaritan's Feet
- Lee was recently chosen as the male student-athlete to represent the Southeastern Conference at the 2016 NCAA Leadership Forum April 7-10 in Phoenix. Only two athletes from one of the 14 schools comprising the league can be selected. Lee will be joined by women's soccer player Michele Christy from Tennessee

Taking Care of Business

Kentucky's 43-15 record vs. opponents ranked in the Associated Press Top 25 is impressive, but the Wildcats' ability to beat all-comers can't be overlooked. Under John Calipari, UK is 160-27 vs. unranked competition, a .856 winning percentage. The Wildcats' loss to UCLA was its first loss to an unranked opponent since March 1, 2014.

Poythress Returning to Form

Senior Alex Poythress is quickly returning to the elite athlete that John Calipari expects him to be, after returning from a torn ACL in December of 2014.

Poythress posted double-doubles in back-to-back games vs. Wright State and Boston University (the third and fourth of his career), the first Kentucky senior to post consecutive double-doubles since Josh Harrellson in 2010-11.

He then broke out for a 21-point, 13-rebound effort in leading UK past Eastern Kentucky. The 21 points were the most since his career-high of 22 set during his freshman season, and the 13 rebounds marked a new career-best mark. It was the first 20-point, 10-rebound game of his career, and the 21 points were the most for a UK senior since his former teammate Julius Mays scored 24 points against Missouri in the 2012-13 season.

The senior forward just became the 52nd player in program history with 500 career boards after the victory over Ole Miss. He's the third player in the Calipari era (Terrence Jones and Willie Cauley-Stein) to achieve the feat.

He enjoyed the best offensive performance of his career with a 25-point outing in a bounce-back win for the Wildcats at Alabama on Jan. 9. Poythress was 8 of 10 (.800) from the field and 9 of 11 (.818) from the charity stripe.

With 25 points against the Tide, Poythress has 800 career points. He's just the 43rd player in program history with 800 or more points and 500 or more rebounds in a career.

High-Percentage Shots

Kentucky has scored 39.4 percent of its points on either layups or dunks, including 48 of the Wildcats' 74 points vs. No. 5/4 Duke. The Wildcats scored their first 16 made field goals against Eastern Kentucky in the paint and finished with 58 of their 88 points in the paint against the Colonels.

Why such high-percentage baskets? It starts on the defensive end where UK is forcing 13.8 turnovers per game. That's led to an average of 15.7 points off turnovers per game, many of the fastbreak variety.

UK BY POSSESSION

Game	Offense PPP	Defense PPP
Albany	1.11	0.93
NJIT	1.21	0.79
vs. Duke	1.10	0.94
Wright State	1.11	0.90
Boston	1.15	0.87
vs. South Florida	1.25	0.94
Illinois State	0.99	0.83
at UCLA	1.10	1.24
Eastern Kentucky	1.21	0.92
Arizona State	1.01	0.82
vs. Ohio State	0.97	1.07
Louisville	1.10	1.07
Ole Miss	1.22	0.90
at LSU	0.96	1.21
at Alabama	1.22	0.97
Mississippi State	1.10	1.01
at Auburn	0.93	1.00
at Arkansas		
Vanderbilt		
Missouri		
at Kansas		
at Tennessee		
at Texas A&M		
Alabama		
at Vanderbilt		
at Florida		
LSU		

Overall

Kentucky offensive high - 1.25 vs. South Florida

Kentucky offensive low - 0.93 at Auburn

Opponent offensive high - 1.24 vs. UCLA

Opponent offensive low - 0.79 vs. NJIT

SEC Play

Kentucky offensive high - 1.22 vs. Ole Miss, at Alabama

at Alabama

Kentucky offensive low - 0.93 at Auburn

Opponent offensive high - 1.21 at LSU

Opponent offensive low - 0.90 vs. Ole Miss

2015-16 SEASON NOTES

CATS IN THE NBA

At the beginning of the 2015-16 season, 21 former Wildcats were on an opening-day roster, more than any other school in the country. The following listing is as of opening day.

Name	Team
Eric Bledsoe	Phoenix Suns
Devin Booker	Phoenix Suns
Willie Cauley-Stein	Sacramento Kings
DeMarcus Cousins	Sacramento Kings
Anthony Davis	New Orleans Pelicans
Archie Goodwin	Phoenix Suns
Aaron Harrison	Charlotte Hornets
Terrence Jones	Houston Rockets
Enes Kanter	Oklahoma City Thunder
Brandon Knight	Phoenix Suns
Michael Kidd-Gilchrist	Charlotte Hornets
Trey Lyles	Utah Jazz
Jodie Meeks	Detroit Pistons
Nerlens Noel	Philadelphia 76ers
Patrick Patterson	Toronto Raptors
Tayshaun Prince	Minnesota Timberwolves
Julius Randle	Los Angeles Lakers
Rajon Rondo	Sacramento Kings
Karl-Anthony Towns	Minnesota Timberwolves
John Wall	Washington Wizards
James Young	Boston Celtics

Several former Wildcats are among the NBA league leaders in the major statistical categories. Stats are through Jan. 17. Former UK players are in **BOLD**.

Points Per Game

1. Stephen Curry (Warriors) - 29.9
- 4. DeMarcus Cousins (Kings) - 25.9**
- 10. Anthony Davis (Pelicans) - 22.8**
- t19. Eric Bledsoe (Suns) - 20.4**
- 20. John Wall (Wizards) - 20.3**

Rebounds Per Game

1. Andre Drummond (Pistons) - 15.5
- 5. DeMarcus Cousins (Kings) - 11.1**
- 9. Anthony Davis (Pelicans) - 10.6**
- 14. Karl-Anthony Towns (Timberwolves) - 9.5**
- 15. Julius Randle (Lakers) - 9.4**

Assists Per Game

- 1. Rajon Rondo (Kings) - 11.6**
- t2. John Wall (Wizards) - 9.6**
- t15. Eric Bledsoe (Suns) - 6.1**

Blocks Per Game

1. Hassan Whiteside (Heat) - 3.97
- 2. Anthony Davis (Pelicans) - 2.44**
- 9. Karl-Anthony Towns (Timberwolves) - 1.71**
- t16. Nerlens Noel (76ers) - 1.50**

Field-Goal Percentage

1. DeAndre Jordan (Clippers) - .715
- 4. Enes Kanter (Thunder) - .560**
- 9. Karl-Anthony Towns (Timberwolves) - .523**

Steals Per Game

1. Russell Westbrook (Thunder) - 2.43
- 4. John Wall (Wizards) - 2.18**
- 6. Eric Bledsoe (Suns) - 2.03**
- 10. Rajon Rondo (Kings) - 1.87**

Double-Doubles

1. Andre Drummond (Pistons) - 34
- t3. Anthony Davis (Pelicans) - 23**
- t5. John Wall (Wizards) - 22**
- DeMarcus Cousins (Kings) - 22**
- t11. Karl-Anthony Towns (Timberwolves) - 19**
- t13. Rajon Rondo (Kings) - 18**

Always Efficient

According to Ken Pomeroy's calculations on kenpom.com, UK's teams under John Calipari have consistently ranked among the most efficient teams in the country per possession.

Year	Off (Rank)	Def (Rank)	Overall
2016	112.2 (30)	96.4 (50)	30th
2015	119.3 (5)	86.5 (2)	1st
2014	117.6 (10)	96.9 (41)	11th
2013	108.8 (42)	99.1 (129)	42nd
2012	122.9 (2)	88.2 (9)	1st
2011	118.1 (7)	90.4 (15)	6th
2010	116.1 (15)	86.2 (6)	3rd

*2015-16 rankings through Jan. 17

Wall vs. Ulis

John Wall, the former No. 1 overall pick and first point guard during the John Calipari era, put up remarkable numbers in his one season at UK. Current UK floor general, Tyler Ulis, is keeping pace with Wall statistically through the first 17 games of the season.

Ulis has 13 games with five or more assists while Wall had 15 through the same point in the season. Ulis protects the ball better than Wall did with just 32 turnovers compared with 62 for Wall. Each player missed one game during the team's first 17 contests, although Ulis missed an additional half against South Florida. Furthermore, they are the only two players in the Calipari era to both have a double-double by way of points and rebounds and points and assists in the same season.

Here's a breakdown of their stats:

Player	PPG (Total)	RPG (T)	APG (T)	TO (T)	A/TO	SPG(T)
Wall	17.3 (277)	3.8 (61)	7.1 (113)	3.9 (62)	1.8	2.1 (34)
Ulis	14.4 (230)	3.7 (59)	6.1 (98)	2.0 (32)	3.1	1.4 (23)

Consistently Good

When you're everyone's Super Bowl, it's hard to stay at the top, but the Wildcats are doing exactly that under John Calipari. Before falling out of the top five on Dec. 21, UK had been ranked in the top five of the Associated Press Top 25 for 24 consecutive weeks, the longest such streak since going 30 straight weeks in the top five from 1953-55.

Three is Better Than Two

UK has the nation's second-longest active streak of consecutive games with a made 3-pointer, knocking down at least one from long range in 956 consecutive games.

The Cats' last game without a made 3-pointer came against Seton Hall on Nov. 26, 1988 a "three-point" loss in the Great Alaska Shootout.

Through games on Jan. 17, UNLV holds the nation's longest streak with 959 consecutive games with a made 3-pointer.

National Attention

Kentucky basketball always garners the eyes of the country as UK routinely draws some of the highest national rating numbers on TV for college basketball games. Of course, this season is no different.

UK's game against Duke in the Champions Classic was WatchESPN's most-watched college basketball game ever. Additionally, the game averaged 3,120,000 viewers, the second-most watched Champions Classic game during the event's history.

From the Hunted to the Hunter

As the winningest program in Division I college basketball and eight-time national champions, Kentucky is used to having a target on its back. However, the Wildcats are pretty good at playing the role of the hunted as well.

UK's victory over Duke marked the 11th NCAA defending national champion that the Wildcats have defeated in school history.

- Holy Cross (3/20/1948)
- La Salle (12/22/1954)
- Indiana (12/6/1976)
- Indiana (12/8/1981)
- Louisville (12/27/1986)
- Indiana (12/5/1987)
- Arkansas (3/12/1995)
- Florida (3/9/2008)
- North Carolina (12/5/2009)
- Louisville (12/28/2013, 3/28/2014)
- Duke (11/17/2015)

Five Double-Doubles

Five different Wildcats have tallied a double-double this season. It's the first time five different players have logged a double-double in the same season since since 2000-01, when Keith Bogans, Marquis Estill, Gerald Fitch, Jason Parker and Tayshaun Prince turned the trick.

Guards Isaiah Briscoe and Tyler Ulis have both earned double-doubles via points and rebounds. Ulis has also notched a double-double with points and assists. He's the first player since John Wall to have two variations of a double-double in the same season.

Marcus Lee and Derek Willis have both logged their first career double-doubles this season, while Alex Poythress has notched three during his senior season after entering the year with two career double-doubles.

2015-16 SEASON NOTES

Forever Young

Kentucky began the 2015-16 season with two veterans in the starting lineup in junior Marcus Lee and sophomore Tyler Ulis. However, Kentucky once again checks in as one of the youngest teams in terms of experience, according to kenpom.com. UK ranks No. 341 out of 351 in terms of experience per minute.

Still Big, Still Dominant on the Glass

Though Kentucky isn't quite as big and as long as it was last season, the Wildcats are still one of the tallest teams in the country and still appear to be one of the best on the boards.

Against NJIT, Kentucky grabbed 31 more rebounds than the Highlanders, the best mark of the John Calipari era. The 54 total rebounds ranked as the fourth most of the Coach Cal era, and the 22 offensive rebounds tied for the fourth most in Calipari's seven seasons.

The Wildcats rank first in the Southeastern Conference in offensive rebound percentage (.403), rebounds allowed per game (32.2) and offensive rebounds per game (14.2) and second in rebound margin (plus-7.4).

Best in the Bluegrass

Kentucky has been dominant against teams in the state under John Calipari. UK is 14-1 against in-state foes with Calipari at the helm, including 8-1 vs. Louisville.

Two of the victories over the Cardinals came in postseason play. UK has won four straight in the series and all four meetings in Rupp Arena.

Here's a list of the meetings between the state's two premier programs since Coach Cal took over at Kentucky:

- Jan. 2, 2010 - UK won 71-62 at Rupp Arena
- Dec. 31, 2010 - UK won 78-63 at KFC YUM! Center
- Dec. 31, 2011 - UK won 69-62 at Rupp Arena
- March 31, 2012 - UK won 69-61 at the Superdome (NCAA Final Four in New Orleans)
- Dec. 29, 2012 - Louisville won 80-77 at KFC YUM! Center
- Dec. 28, 2013 - UK won 73-66 at Rupp Arena
- March 28, 2014 - UK won 74-69 at Lucas Oil Stadium (NCAA Sweet 16 in Indianapolis)
- Dec. 27, 2014 - UK won 58-50 at KFC YUM! Center
- Dec. 26, 2015 - UK won 75-73 at Rupp Arena

Time to Start Some New Streaks

The Wildcats' loss at UCLA halted several impressive streaks Kentucky had going:

- Kentucky had won 38 consecutive regular-season games before the loss. UK had not lost since dropping a road contest at Florida on March 8, 2014
- It was the first loss to an unranked opponent since March 1, 2014, halting that streak at 41 straight wins
- UCLA's 52.8-percent shooting was the first time the Wildcats had allowed an opponent to shoot better than 50 percent since Wichita State did it on March 23, 2014, a 50-game streak

Wildcats Face Tough Nonconference Slate

Entering conference play, of course, signals the end of nonconference play -- or close to it. The Wildcats still have a Jan. 30 date with Kansas in the middle of the conference season.

UK's 13-game nonconference schedule features 10 games against teams who advanced to the postseason in 2014-15. That list includes national champion Duke in the third game of the season at the Champions Classic in the United Center in Chicago, which UK won.

In addition to Duke and the upcoming game at Kansas, the Wildcats took on powerhouses such as UCLA, Ohio State and the annual rivalry game with Louisville.

As of Jan. 2, a time in which most teams have completed their nonconference schedule, UK's nonconference schedule was ranked 23rd in the country.

Kentucky Picked to Win SEC

A select panel of both SEC and national media members picked Kentucky to win its 47th SEC regular-season championship in 2015-16. It's the 11th time since the 1998-99 season the Wildcats are the overall preseason favorite.

UK has won the regular-season league title three times in John Calipari's six seasons and twice navigated through the regular-season conference schedule with a perfect record. Last season's 18-0 mark tied the most wins in SEC history.

Wildcat Trio Tabbed Preseason All-SEC by Media

UK sophomore guard Tyler Ulis and freshman forward Skal Labissiere were tabbed to the six-man All-SEC First Team alongside Danuel House (Texas A&M), Damian Jones (Vanderbilt), Stefan Moody (Ole Miss) and Ben Simmons (LSU).

Senior forward Alex Poythress was named to the All-SEC Second Team with Dorian Finney-Smith (Florida), Malik Newman (Mississippi State), Charles Mann (Georgia), Tim Quarterman (LSU) and Alex Caruso (Texas A&M).

Another Four Named Preseason All-SEC by SEC Coaches

Kentucky led the Southeastern Conference with four players on the coaches' preseason All-SEC teams, two more than any other school.

Sophomore Tyler Ulis and freshman Skal Labissiere were named to the All-SEC First Team while senior Alex Poythress and freshman Jamal Murray made the All-SEC Second Team.

Four Wildcats on National Preseason Watch Lists; Two Make Midseason Lists

Yet again blessed with elite talent and tremendous depth, four Wildcats are on preseason watch lists for major national awards.

Skal Labissiere, Jamal Murray and Tyler Ulis were all tabbed to both the Naismith and the USBWA Oscar Robertson watch lists for national players of the year, while Isaiah Briscoe, Labissiere and Murray were placed on the USBWA's Wayman Tisdale Award watch list for the nation's top-performing freshman.

Both Ulis and Murray also made the Wooden Award Midseason Watch List.

Isaiah Briscoe – Wayman Tisdale Watch List

STREAKS

Overall	Lost 1
Unranked Teams anywhere	Lost 1
Ranked Teams anywhere	Won 2
Home	Won 30
Home SEC	Won 12
Home nonconference	Won 32
Home unranked nonconference	Won 28
Home ranked teams	Won 3
Home unranked teams	Won 26
Road	Lost 1
Road SEC	Lost 1
Road ranked teams	Won 1
Road unranked teams	Lost 1
Neutral	Lost 1
Neutral ranked teams	Won 1
Neutral unranked teams	Lost 1

Active Consecutive Made Starts

Jamal Murray	17
Tyler Ulis	10
Alex Poythress	9
Marcus Lee	6
Isaiah Briscoe	5

Active Consecutive Made Free Throws

Derek Willis	20
Tyler Ulis	16
Alex Poythress	6
Isaiah Briscoe	
Jonny David	2
Mychal Mulder	2
Dominique Hawkins	2
Isaac Humphries	1
Skal Labissiere	1
Marcus Lee	1
Charles Matthews	1

Active Consecutive Games with a 3-Pointer

Jamal Murray	17
Derek Willis	2

2015-16 SEASON NOTES

Skal Labissiere – Wayman Tisdale Watch List, Naismith Watch List, Oscar Robertson Watch List
Jamal Murray - Wayman Tisdale Watch List, Naismith Watch List, Oscar Robertson Watch List
Tyler Ulis – Naismith Watch List, Oscar Robertson Watch List

Kentucky Signs Super Six in 2016 Class

The Kentucky men's basketball program has put together one of the strongest recruiting classes of all time, signing six of the nation's top players during the early fall signing period. Highly rated prospects Edrice "Bam" Adebayo, De'Aaron Fox, Wenyen Gabriel, Sacha Killeya-Jones, Malik Monk and Tai Wynyard have all signed with UK.

All six players are consensus four- or five-star prospects, and four are ranked in the top 10 by the major national recruiting services. In a class stocked full of highly regarded players, national analysts are already calling this the nation's top signing haul for 2016.

In every season in the Calipari era, the Wildcats have signed either the nation's No. 1 or No. 2 recruiting class. UK looks to continue that streak with the latest additions of Adebayo, Fox, Gabriel, Killeya-Jones, Monk and Wynyard.

Adebayo, Fox and Monk have all been selected to the McDonald's All-America and Jordan Brand Classic Games. Killeya-Jones will join the trio at the McDonald's All-America game.

- Edrice "Bam" Adebayo, F, 6-9, 230 - ranked as high as No. 6 overall by Rivals and ESPN
- De'Aaron Fox, G, 6-3, 170 - ranked as high as No. 2 overall by 247Sports
- Wenyen Gabriel, F, 6-9, 200 - ranked as high as No. 10 overall by Scout
- Sacha Killeya-Jones, F, 6-10, 207 - ranked as high as No. 16 by 247Sports
- Malik Monk, G, 6-3, 185 - ranked as high as No. 5 overall by 247Sports and ESPN
- Tai Wynyard, F, 6-9, 230

Another Historic NBA Draft for UK

A record six Wildcats were selected in the 2015 NBA Draft in June, tying Kentucky's NBA record set in 2012. Also tying an NBA record, four Wildcats were selected in the NBA lottery (the opening 14 picks). Karl-Anthony Towns was selected No. 1 overall, the program's third No. 1 overall selection since 2010.

John Calipari has had 25 players selected in the NBA Draft since becoming UK's head coach. Nineteen players have gone in the first round, and he's had three players taken No. 1 overall.

Calipari has had two or more players selected in the NBA Draft in eight consecutive seasons dating back to his time as the head coach at Memphis. He has had at least one player selected in the top 10 of the draft in each of the last eight seasons. No other school has even a first rounder in eight straight seasons.

Though Aaron Harrison went undrafted, he was signed by the Charlotte Hornets in the summer and made the Hornets' opening-day roster.

- 1st - Karl-Anthony Towns (Minnesota Timberwolves)
- 6th - Willie Cauley-Stein (Sacramento Kings)
- 12th - Trey Lyles (Utah Jazz)
- 13th - Devin Booker (Phoenix Suns)
- 44th - Andrew Harrison (Memphis Grizzlies)
- 48th - Dakari Johnson (Oklahoma City Thunder)

Three Former Wildcats among Finalists for 2016 U.S. Olympic Team

Former Kentucky men's basketball stars DeMarcus Cousins, Anthony Davis and John Wall have been named finalists for the 2016 U.S. Olympic Men's Basketball Team by USA Basketball. The trio, all of whom played under current UK head coach John Calipari, are among 30 players vying for a spot on the final 12-man roster that will compete in Rio de Janeiro, Brazil in August.

The official 12-member team will be announced later this year. Also, the USA National Team's complete training schedule will be announced at a later date as well.

All three former Wildcats have prior USA Basketball experience.

Kentucky's NBA Footprint Continues to Grow

The nation's most prolific NBA player-producing program once again leads the country with 21 players on an opening-day NBA roster.

Of the 446 players in the NBA to start the 2015-16 season, approximately 4.7 percent played college basketball at Kentucky. The Wildcats bettered any other college program by two players as the NBA season opened.

Kentucky's NBA dominance was best represented in Phoenix and Sacramento, where a combined seven Wildcats started the 2015-16 season on the respective rosters. Eric Bledsoe, Devin Booker, Archie Goodwin and Brandon Knight were all part of the Phoenix Suns' opening-day roster, while former UK stars Willie Cauley-Stein, DeMarcus Cousins and Rajon Rondo started the year in Sacramento.

Two other franchises – the Charlotte Hornets (Aaron Harrison, Michael Kidd-Gilchrist) and the Minnesota Timberwolves (Tayshaun Prince, Karl-Anthony Towns) – opened the season with two Wildcats apiece.

Success Rate Continues at 2015 Graduation

Four Wildcats -- Alex Poythress, Tod Lanter, Brian Long and Sam Malone -- all received their undergraduate degrees during the university's May 2015 commencement ceremonies, continuing the remarkable Success Rate under Calipari.

All 14 players who have been eligible to graduate by the end of their senior years in the Calipari era have received their degrees, including three players (Poythress, Patrick Patterson and Jarrod Polson) who completed their undergraduate degrees in three years.

Additionally, the team received an academic award in May for its Academic Progress Rate score. The Wildcats placed in the top 10 percent of Division I men's basketball schools. The APR provides a real-time look at a team's academic success by the progress of each student-athlete on scholarship.

COMPARING THE CALIPARI ERA

A look at UK's statistics through 17 games throughout the John Calipari era ...

Year	FG%	Opp. FG%	3-Pt. FG%	FT%	RPG	Assists	TOs.	Blocks	Steals	Points	PPG	Record
2015-16	.466	.410	.320	.660	39.6	233	221	93	110	1,314	77.3	13-4
2014-15	.458	.317	.352	.690	41.6	275	193	135	130	1,294	76.1	17-0
2013-14	.474	.390	.313	.672	43.1	211	214	114	73	1,366	80.4	13-4
2012-13	.489	.383	.357	.645	38.9	267	220	129	125	1,311	77.1	12-5
2011-12	.486	.353	.366	.715	41.1	238	227	156	117	1,362	80.1	16-1
2010-11	.465	.378	.412	.696	40.8	234	186	115	101	1,360	80.0	14-3
2009-10	.499	.383	.391	.689	41.7	278	256	123	126	1,407	82.8	17-0

2015-16 SEASON NOTES

Calipari, Dampier Enshrined in Naismith HOF

Kentucky Wildcats John Calipari and Louie Dampier were enshrined in the Naismith Memorial Basketball Hall of Fame in September. The fraternity of basketball legends is considered to be one of the ultimate honors in the sport.

Calipari and Dampier were two of 11 basketball legends in the Class of 2015 and the ninth and 10th UK representatives, respectively, to join basketball's fraternity of legends.

A Winning Institution

Both the UK men's and women's basketball teams posted a sixth straight 20-win season in 2014-15. Kentucky is currently one of just four institutions (UK, BYU, Duke and Gonzaga) in the NCAA that has seen both its men's and women's basketball programs tally 20 or more wins in six consecutive seasons.

2015-16 LEAD-DEFICIT COMPARISON

A breakdown of Kentucky's most used lineups, including a breakdown of each lineup's +/- statistics:

Most Frequent Lineups	Total Minutes	Points For	Points Against	+/-	+/- per 40 min.
Lee, Ulis, Murray, Poythress, Briscoe	102:32	204	134	+70	+27.31
Labissiere, Ulis, Murray, Poythress, Briscoe	59:42	120	99	+21	+14.07
Lee, Labissiere, Ulis, Murray, Briscoe	57:17	111	75	+36	+25.14
Ulis, Murray, Poythress, Willis, Briscoe	30:3	62	72	-10	-13.09
Lee, Ulis, Murray, Willis, Briscoe	27:47	58	52	+6	+8.64
Lee, Ulis, Matthews, Murray, Poythress	23:18	47	28	+19	+32.62
Labissiere, Ulis, Murray, Willis, Briscoe	17:23	37	29	+8	+18.41
Lee, Labissiere, Ulis, Murray, Willis	15:43	39	34	+5	+12.73
Lee, Labissiere, Ulis, Matthews, Murray	12:41	29	16	+13	+41.00
Lee, Ulis, Murray, Poythress, Hawkins	12:22	19	28	-9	-29.11

RECORD CHASERS

Made 3-pointers through 17 games in Calipari era ...

Player	Total 3s	Avg. Per Game	Completed Season
Brandon Knight (10-11)	43	2.53	87 (2.29)
James Young (13-14)	37	2.18	82 (2.05)
Doron Lamb (11-12)	32	1.88	76 (1.90)
Julius Mays (12-13)	27	1.59	65 (1.97)
Aaron Harrison (14-15)	31	1.82	59 (1.51)
Darnell Dodson (09-10)	23	1.35	50 (1.32)

Jamal Murray (15-16) 46 2.71 103 (2.71)*

*On pace based on 2.71 average and a 38-game schedule

Tracking UK's assists in the Calipari era ...

Player	Total Assts.	Assts. Per Game	Asst/TO Ratio
John Wall (09-10)	241	6.5	1.6
Marquis Teague (11-12)	191	4.8	1.8
Brandon Knight (10-11)	159	4.2	1.3
Andrew Harrison (13-14)	159	4.0	1.5
Andrew Harrison (14-15)	139	3.6	2.2
Julius Mays (12-13)	95	2.9	2.5

Tyler Ulis (15-16) 226* 6.1 3.1

*On pace based on 6.1 average and a 38-game schedule

UK'S RECORD WHEN

KENTUCKY RECORD	ALL	SEC
Leading at halftime:	12-1	3-1
Tied at the half:	1-0	0-0
Trailing at halftime:	0-3	0-1
Shoot 50% or higher:	8-0	3-0
Shoot less than 50%:	5-4	0-2
Shoot higher % than opp.:	12-0	2-0
Shoot lower % than opp.:	1-4	1-2
Opp. shoot worse than 50%:	12-3	2-2
Opp. shoot 50% or higher:	1-1	1-0
Score less than 60 points:	0-0	0-0
Score 60-69 points:	0-2	0-1
Score 70-79 points:	7-2	1-1
Score 80-89 points:	6-0	2-0
Score 90-99 points:	0-0	0-0
Score 100+ points:	0-0	0-0
Opp. score less than 60 pts.:	2-0	0-0
Opp. score 60-69 pts.:	9-0	2-0
Opp. score 70-79 pts.:	2-2	1-1
Opp. score 80-89 points:	0-2	0-1
Opp. score 90-99 points:	0-0	0-0
Opp. score 100+ points:	0-0	0-0
Outrebounded opponent:	10-1	3-1
Outrebounded by opponent:	1-3	0-1
Equal number of rebounds:	2-0	0-0
Fewer turnovers than opp.:	7-2	2-1
Same turnovers as opp.:	3-0	0-0
More turnovers than opp.:	3-2	1-1
Make 8 or more 3-pointers:	2-2	1-0
Make 7 or fewer 3-pointers:	11-2	2-2
Games decided by 5 or fewer:	1-1	0-1
Overtime games:	0-0	0-0
On CBS:	1-1	0-0
On ESPN/ESPN2/ESPNU:	6-3	1-2
On Fox Sports1:	0-0	0-0
On SEC Network/(+):	6-0	2-0
On ABC:	0-0	0-0
On FSN:	0-0	0-0
On CSS:	0-0	0-0
vs. SEC at Home:	2-0	2-0
vs. SEC on Road:	1-2	1-2
Games vs. ranked opp.:	2-0	0-0
Games following a loss:	3-0	1-0
Games following a win:	9-4	2-2
More points in the paint:	10-1	2-1
Fewer/Same points in the paint:	3-3	1-1
More bench points than opp.:	9-2	1-1
Fewer or same bench pts.:	4-2	2-1
More 2nd-chance points:	8-1	3-1
Fewer or same 2nd chance pts.:	5-3	0-1
More or same points off TOs:	12-1	3-1
Fewer points off TOs:	1-3	0-1
On Monday:	1-0	0-0
On Tuesday:	3-1	1-1
On Wednesday:	1-0	0-0
On Thursday:	0-1	0-0
On Friday:	3-0	0-0
On Saturday:	5-2	2-1
On Sunday:	0-0	0-0
In November:	7-0	0-0
In December:	3-2	0-0
In January:	3-2	3-2
In February:	0-0	0-0
In March:	0-0	0-0
In April:	0-0	0-0

WIN/LOSS MARGIN

MARGIN	W	L
1		
2	1	
3		
4		
5		1
6	1	
7		1
8		
9		
10		1
11-15	5	
16-20	2	1
21+	4	

MISCELLANEOUS STATS

Player	Times Led					Games With					Total			
	Pts.	Rebs.	Assts.	Stls.	Blks.	10+ Pts	20+ Pts	10+ Rebs	3+Assts	3+Blks	3+Stls	3+ 3's	Dunks	Dbl-Dbls(Career)
00-Lee	-	9	-	2	9	8	-	5	1	4	-	-	19	2 (2)
1-Labissiere	2	-	-	1	7	5	1	-	-	4	-	-	18	-
3-Ulis	5	-	13	7	1	11	5	1	14	-	2	1	-	2 (2)
4-Matthews	-	-	-	1	-	1	-	-	-	-	-	-	3	-
10-David	-	-	-	-	-	-	-	-	-	-	-	-	-	-
11-Mulder	-	1	-	-	-	-	-	-	-	-	-	-	-	-
13-Briscoe	2	2	4	7	1	9	1	1	6	-	2	-	1	1 (1)
14-Wynyard	-	-	-	-	-	-	-	-	-	-	-	-	-	-
15-Humphries	-	1	-	-	1	-	-	-	-	-	-	-	-	-
22-Poythress	2	4	-	1	4	6	2	3	-	2	-	-	22	3 (5)
23-Murray	6	-	1	6	-	15	6	-	7	-	3	6	1	-
24-Floreal	-	-	-	-	-	-	-	-	-	-	-	-	-	-
25-Hawkins	-	-	-	-	-	1	-	-	-	-	-	1	-	-
35-Willis	-	2	-	1	-	3	-	1	1	-	-	1	4	1 (1)

STARTING LINEUPS

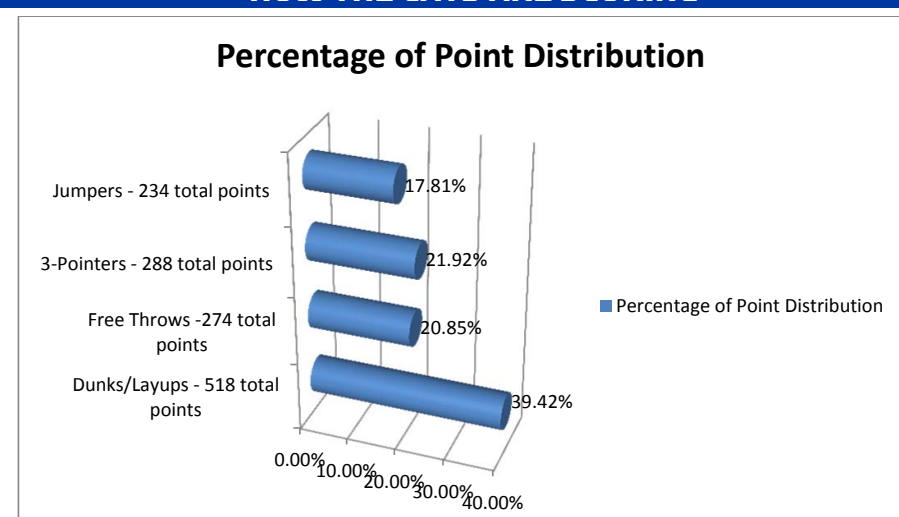
Record	Guard	Guard	Guard	Forward	Forward
4-1	Ulis	Murray	Briscoe	Lee	Labissiere
3-2	Ulis	Murray	Briscoe	Poythress	Lee
2-1	Ulis	Murray	Briscoe	Poythress	Labissiere
1-0	Ulis	Murray	Matthews	Lee	Labissiere
1-0	Ulis	Murray	Willis	Lee	Labissiere
1-0	Briscoe	Murray	Matthews	Poythress	Labissiere
1-0	Ulis	Murray	Matthews	Poythress	Lee

TRACKING THE CATS

Player	Charges Drawn	UK's First Sub	Traditional 3-Point Plays	Clutch FT-FTA (Last 5:00/OT)*
00-Lee	1	4	2	0-0 (.000)
1-Labissiere	-	5	1	0-0 (.000)
3-Ulis	2	-	3	2-2 (1.000)
4-Matthews	-	3	1	0-0 (.000)
10-David	-	-	-	0-0 (.000)
11-Mulder	-	-	-	0-0 (.000)
13-Briscoe	1	2	1	1-2 (.500)
14-Wynyard	-	-	-	0-0 (.000)
15-Humphries	-	-	1	0-0 (.000)
22-Poythress	-	4	6	5-7 (.714)
23-Murray	1	-	3	6-9 (.667)
24-Floreal	-	-	-	0-0 (.000)
25-Hawkins	1	1	1	6-6 (1.000)
35-Willis	1	3	-	2-2 (1.000)

*single-digit game with 5:00 to play

HOW THE CATS ARE SCORING



TEAM'S FAST FACTS

- Shooting Percentage: .466
- Avg. Assists Per Game: 13.7
- Points off Turnovers Avg.: 15.7
- Second-Chance Points Avg.: 15.0
- Points in the Paint Avg.: 36.9
- Fast Break Points Avg.: 8.5
- Bench Points Avg.: 17.9
- Points Per Possession Avg.: 1.122
- Avg. Time of Possession: 17.1

HOW UK SCORED ITS FIRST POINTS

PLAYER	DUNK/LAYUP	JUMPER	3PT	FT
00-Lee	1	1		
1-Labissiere		1		
3-Ulis		2		1
4-Matthews	1			
10-David				
11-Mulder				
13-Briscoe	1	2		
14-Wynyard				
15-Humphries				
22-Poythress	1	1		2
23-Murray	1	1	1	
24-Floreal				
25-Hawkins				
35-Willis				

GAME-BY-GAME LEADERS

Date	Opponent	Result	Points	Rebounds	Blocks	Steals	Assists
11/2	Ottawa #	W, 117-58	Murray - 22 [^]	Murray - 12 [^]	Three with 2 [^]	Murray - 3 [^]	Ulis - 10 [^]
11/6	Kentucky State #	W, 111-58	Labissiere - 22 [^]	Lee - 11 [^]	Poythress - 4 [^]	Two with 3 [^]	Willis - 5 [^]
11/13	Albany	W, 78-65	Murray - 19 [^]	Lee - 8 [^]	Labissiere - 4 [^]	Murray - 3	Murray - 8 [^]
11/14	NJIT	W, 87-57	Labissiere - 26 [^]	Briscoe - 12 [^]	Lee - 3 [^]	Briscoe - 2	Ulis - 5 [^]
11/17	vs. #5/4 Duke ¹	W, 74-63	Ulis - 18 [^]	Lee - 10	Two with 2	Murray - 4 [^]	Ulis - 6 [^]
11/20	Wright State	W, 78-63	Ulis - 21 [^]	Poythress - 10 [^]	Labissiere - 1 [^]	Ulis - 2 [^]	Ulis - 5 [^]
11/24	Boston	W, 82-52	Labissiere - 16 [^]	Poythress - 10 [^]	Labissiere - 3 [^]	Two with 3 [^]	Ulis - 6 [^]
11/27	vs. South Florida ²	W, 84-63	Murray - 21 [^]	Two with 6	Labissiere - 3 [^]	Two with 2 [^]	Briscoe - 7 [^]
11/30	Illinois State	W, 75-63	Briscoe - 18	Lee - 12 [^]	Two with 2 [^]	Matthews - 2 [^]	Briscoe - 3 [^]
12/3	at UCLA	L, 87-77	Briscoe - 20	Two with 6	Labissiere - 2 [^]	Two with 2 [^]	Ulis - 9 [^]
12/9	Eastern Kentucky	W, 88-67	Poythress - 21 [^]	Poythress - 13 [^]	Lee - 5 [^]	Briscoe - 2 [^]	Ulis - 8 [^]
12/12	Arizona State	W, 72-58	Murray - 17 [^]	Lee - 7 [^]	Lee - 5 [^]	Briscoe - 2 [^]	Ulis - 5 [^]
12/19	vs. Ohio State ³	L, 74-67	Murray - 33 [^]	Lee - 9	Two with 2	Lee - 2	Briscoe - 7 [^]
12/26	Louisville	W, 75-73	Ulis - 21	Lee - 7	Poythress - 3 [^]	Four with 1	Ulis - 8 [^]
1/2	Ole Miss	W, 83-61	Ulis - 20	Poythress - 9 [^]	Lee - 2 [^]	Ulis - 6 [^]	Ulis - 10 [^]
1/5	at LSU	L, 85-67	Ulis - 23 [^]	Mulder - 8	Briscoe - 1	Three with 1	Ulis - 6
1/9	at Alabama	W, 77-61	Poythress - 25 [^]	Lee - 11 [^]	Four with 1	Two with 1	Ulis - 8 [^]
1/12	Mississippi State	W, 80-74	Murray - 22 [^]	Lee - 9 [^]	Lee - 2 [^]	Ulis - 2 [^]	Two with 5 [^]
1/16	at Auburn	L, 75-70	Murray - 20	Willis - 12 [^]	Poythress - 3	Murray - 3 [^]	Ulis - 8 [^]
1/21	at Arkansas						
1/23	Vanderbilt						
1/27	Missouri						
1/30	at Kansas						
2/2	at Tennessee						
2/6	Florida						
2/9	Georgia						
2/13	at South Carolina						
2/18	Tennessee						
2/20	at Texas A&M						
2/23	Alabama						
2/27	at Vanderbilt						
3/1	at Florida						
3/5	LSU						

[^] - Game Leader

- 1 - Chicago (Champions Classic)
- 2 - Miami (Hoophall Miami Invitational)
- 3 - Brooklyn, N.Y. (CBS Sports Classic)
- # - exhibition contest

Times Led Points	Times Led Rebounds	Times Led Blocks	Times Led Steals	Times Led Assists
Murray - 6	Lee - 9	Lee - 9	Briscoe - 7	Ulis - 13
Ulis - 5	Poythress - 4	Labissiere - 7	Ulis - 7	Briscoe - 4
Briscoe - 2	Briscoe - 2	Poythress - 4	Murray - 6	Murray - 1
Labissiere - 2	Willis - 2	Briscoe - 1	Lee - 2	
Poythress - 2	Humphries - 1	Humphries - 1	Labissiere - 1	
	Mulder - 1	Ulis - 1	Matthews - 1	
			Poythres - 1	
			Willis - 1	



THE LAST TIME ...

INDIVIDUALS

Scored 25 Points: Alex Poythress (25) at Alabama, 1/9/16

Scored 30 Points: Jamal Murray (33) vs. Ohio State, 12/19/15

Scored 35 Points: Terrence Jones (35) vs. Auburn, 1/11/11

Scored 40 Points: Jodie Meeks (45) at Arkansas, 2/14/09

Scored 45 Points: Jodie Meeks (45) at Arkansas, 2/14/09

Scored 50 Points: Jodie Meeks (54) at Tennessee, 1/13/09

Two Players Had 20 Points: Jamal Murray (22)/Tyler Ulis (21) vs. Mississippi St., 1/12/16

Three Players Had 20 Points: DeMarcus Cousins (27)/John Wall (21)/Patrick Patterson (20) vs. Sam Houston State, 11/19/09

Two Players Had 30 Points: Patrick Patterson (33) and Jodie Meeks (32) vs. Tennessee State, 12/22/08

Scored 20 Points in Two Straight Games: Jamal Murray (4) 1/5/16 - 1/16/16

Scored 20 Points in Three Straight Games: Jamal Murray (4) 1/5/16 - 1/16/16

Scored 20 Points in Four Straight Games: Jamal Murray (4) 1/5/16 - 1/16/16

Scored 20 points in Five Straight Games: Jodie Meeks (9) 12/29/08 - 1/31/09

Scored 20 points in Six Straight games: Jodie Meeks (9) 12/29/08 - 1/31/09

Scored 20 points in Seven Straight games: Jodie Meeks (9) 12/29/08 - 1/31/09

Scored 20 points in Eight Straight games: Jodie Meeks (9) 12/29/08 - 1/31/09

Scored 20 points in Nine Straight games: Jodie Meeks (9) 12/29/08 - 1/31/09

Scored 20 points in 10 Straight games: Kevin Grevey (12) 12/20/74 - 1/27/75

Scored 20 points in 12 Straight games: Kevin Grevey (12) 12/20/74 - 1/27/75

Scored 25 Points in Three Straight Games: Tayshaun Prince (3) 3/11/-01-3/1701

Scored 30 Points in Two Straight Games: Jodie Meeks vs. Appalachian State (46) 12/20/08; vs. Tennessee State (32) 12/22/08

Scored 30 Points in Three Straight Games: Dan Issel (6) 2/14/70-3/2/70

Scored in double figures in 10 straight Games: Jamal Murray (15) 11/17/15 - 1/16/16

Scored in double figures in 15 straight Games: Jamal Murray (15) 11/17/15 - 1/16/16

Scored in double figures in 20 straight Games: Brandon Knight (28) 11/30/10 - 3/13/11

Scored in double figures in 25 straight Games: Brandon Knight (28) 11/30/10 - 3/13/11

Scored in double figures in 30 straight Games: Jodie Meeks (32) 11/14/08 - 3/12/09

Five Players Scored in Double Figures: Skal Labissiere (16), Tyler Ulis (15), Alex Poythress (14), Jamal Murray (12), Isaiah Briscoe (11) vs. Boston U., 11/24/15

Six Players Scored in Double Figures: Karl-Anthony Towns (19), Aaron Harrison (18), Dakari Johnson (13), Andrew Harrison (12), Devin Booker (11), Tyler Ulis (10) vs. Auburn, 2/21/15

Seven Players Scored in Double Figures: Randolph Morris (17), Kelenna Azubuike (15), Patrick Sparks (14), Chuck Hayes (12), Rajon Rondo (11), Ravi Moss (10) and Ramel Bradley (10) vs. Mississippi State 2/19/05

Four Players with 15 or more points: Julius Mays (24), Alex Poythress (21), Archie Goodwin (18), Ryan Harrow (15) vs. Missouri, 2/23/13

Double-Double: Tyler Ulis (17 points, 10 rebounds), Derek Willis (12 points, 12 rebounds) at Auburn, 1/16/16

Triple-Double: Chris Mills (19 points, 10 rebounds, 10 assists) vs. Austin Peay, 12/27/88

20-10 (Rebs) Game: Alex Poythress (21 points, 13 rebounds) vs. Eastern Kentucky, 12/9/15

20-10 (Assts) Game: Tyler Ulis (20 points, 10 assists) vs. Ole Miss, 1/2/16

20-15 Game: Julius Randle (23 points, 15 rebounds) vs. UNC Asheville, 11/8/13

30-10 Game: Tayshaun Prince (33 points, 11 rebounds) vs. Tennessee State, 12/22/98

Back-to-back 20-10 Games: Julius Randle (2) 11/8/13-11/10/13

Three Straight 20-10 Games: Julius Randle (3) 11/8/13-11/12/13

Double-Double in Points and Rebs.: Tyler Ulis (17 points, 10 rebounds), Derek Willis (12 points, 12 rebounds) at Auburn, 1/16/16

Double-Double in Points and Assists: Tyler Ulis (20 points, 10 assists) vs. Ole Miss, 1/2/16

Double-Double in Points and Blocks: Never

Double-Double in Points and Steals: Never

Double-double in two consecutive games: Alex Poythress (10 pts, 10 rebs) vs. Wright State, (11/20/15), (14 pts, 10 rebs) vs. Boston U., (11/24/15)

Double-double in three consecutive games: - Julius Randle (19p, 15r) vs. Kansas State, 3/21/14; (13 p, 10 r), vs. Wichita State, 3/23/14; (15 p, 12 r), vs. Louisville, 3/28/14; (16 p, 11 r), vs. Michigan, 3/30/14

Double-double in four consecutive game: Julius Randle (19p, 15r) vs. Kansas State, 3/21/14; (13 p, 10 r), vs. Wichita State, 3/23/14; (15 p, 12 r), vs. Louisville, 3/28/14; (16 p, 11 r), vs. Michigan, 3/30/14

Double-double in five consecutive game: Julius Randle (14p, 10r) at Arkansas, (2/27/14); (10p, 15r) at South Carolina (3/1/14); (12 p, 11 r) vs. Alabama, (3/4/14); (16 p, 10 r) at Florida, (3/8/14); (17 p, 16 r) vs. LSU, (3/14/14); (12 p, 11 r) vs. Georgia, (3/15/14)

Double-double in six consecutive games: Julius Randle (14p, 10r) at Arkansas, (2/27/14); (10p, 15r) at South Carolina (3/1/14); (12 p, 11 r) vs. Alabama, (3/4/14); (16 p, 10 r) at Florida, (3/8/14); (17 p, 16 r) vs. LSU, (3/14/14); (12 p, 11 r) vs. Georgia, (3/15/14)

Double-double in seven consecutive games: Julius Randle (7) 11/18/13-11/27/13

Double-double in 10 consecutive games: Jim Andrews, 1972-73 season

Two players record double-doubles: Tyler Ulis (17 points, 10 rebounds), Derek Willis (12 points, 12 rebounds) at Auburn, 1/16/16

Three players record double-doubles: DeMarcus Cousins (19 pts, 14 rebs)/Patrick Patterson (19 pts, 10 rebs)/John Wall (18 pts, 10 rebs) at Mississippi State, 2/16/10

Four players record double-doubles: Jack Givens (30 pts, 13 rebs)/Kyle Macy (16 pts, 10 assts)/Mike Phillips (22 pts, 18 rebs)/Rick Robey (23 pts, 13 rebs) vs. Southern Methodist, 11/26/77

Five players record double-doubles: Never

Made 12 FG in a game: Jamal Murray (13) vs. Ohio State, 12/19/15

Made 15 FG in a game: Jodie Meeks (17) at Arkansas, 2/14/09

Made 16 FG in a game: Jodie Meeks (17) at Arkansas, 2/14/09

Made 17 FG in a game: Jodie Meeks (17) at Arkansas, 2/14/09

Made 18 FG in a game: Melvin Turpin (18) vs. Georgia, 3/8/84

Made 19 FG in a game: Dan Issel (19) vs. Alabama, 2/23/70

Made 20 FG in a game: Dan Issel (23) vs. Ole Miss, 2/7/70

Made 21 FG in a game: Dan Issel (23) vs. Ole Miss, 2/7/70

Made 22 FG in a game: Dan Issel (23) vs. Ole Miss, 2/7/70

Made 23 FG in a game: Dan Issel (23) vs. Ole Miss, 2/7/70

Attempted 17 FG in a game: Tyler Ulis (17) and Jamal Murray (22) at Auburn, 1/16/16

Attempted 18 FG in a game: Jamal Murray (22) at Auburn, 1/16/16

Attempted 19 FG in a game: Jamal Murray (22) at Auburn, 1/16/16
Attempted 20 FG in a game: Jamal Murray (22) at Auburn, 1/16/16
Attempted 25 FG in a game: Jodie Meeks (27) vs. VMI, 11/14/08

Made 5 3-pointers in a game: Jamal Murray (5) vs. Mississippi St. (1/12/16)
Made 6 3-pointers in a game: Jamal Murray (7) vs. Ohio State (12/19/15)
Made 7 3-pointers in a game: Jamal Murray (7) vs. Ohio State (12/19/15)
Made 8 3-pointers in a game: Eric Bledsoe (8) vs. East Tennessee State (NCAA Tournament), 3/18/10
Made 9 3-pointers in a game: Jodie Meeks (10) at Tennessee, 1/13/09
Made 10 3-pointers in a game: Jodie Meeks (10) at Tennessee, 1/13/09
Made 11 3-pointers in a game: Never

Attempted 10 3-pointers in a game: Jamal Murray (10) at Auburn, 1/16/16
Attempted 15 3-pointers in a game: Jodie Meeks (15) at Tennessee, 1/13/09
Attempted 16 3-pointers in a game: Derrick Miller (16) vs. LSU 2/15/90
Attempted 17 3-pointers in a game: Derrick Miller (19) vs. Kansas 12/6/89
Attempted 18 3-pointers in a game: Derrick Miller (19) vs. Kansas 12/6/89
Attempted 19 3-pointers in a game: Derrick Miller (19) vs. Kansas 12/6/89

Made a 3-pointer in 10 straight games: Jamal Murray (17), 11/13/15-1/16/16
Made a 3-pointer in 15 straight games: Jamal Murray (17), 11/13/15-1/16/16
Made two 3-pointers in 10 straight games: Jodie Meeks (16), 12/3/08-1/31/09
Made three 3-pointers in 10 straight games: Gerald Fitch (20) 1/14/03-3/23/03
Made three 3-pointers in 15 straight games: Gerald Fitch (20) 1/14/03-3/23/03
Made three 3-pointers in 20 straight games: Gerald Fitch (20) 1/14/03-3/23/03
Made three 3-pointers in 25 straight games: Keith Bogans (29) 3/14/02-2/26/03

Made 8 FT in a game: Alex Poythress (9) at Alabama, 1/9/16
Made 9 FT in a game: Alex Poythress (9) at Alabama, 1/9/16
Made 10 FT in a game: Jamal Murray & Tyler Ulis (10) vs. Wright State, 11/20/15
Made 11 FT in a game: Dakari Johnson (12) vs. UT Arlington, 11/25/14
Made 12 FT in a game: Dakari Johnson (12) vs. UT Arlington, 11/25/14
Made 13 FT in a game: Julius Randle (13) at Ole Miss, 2/18/14
Made 14 FT in a game: Jodie Meeks (14) at UT, 1/13/09
Made 15 FT in a game: Rodrick Rhodes (16) vs. Ole Miss 1/18/95
Made 16 FT in a game: Rodrick Rhodes (16) vs. Ole Miss 1/18/95

Made 17 FT in a game: Dwight Anderson (18) vs. Mississippi State 2/12/79
Made 18 FT in a game: Dwight Anderson (18) vs. Mississippi State 2/12/79

Attempted 10 FT in a game: Alex Poythress (11) at Alabama, 1/9/16
Attempted 15 FT in a game: Julius Randle (16) vs. LSU, 3/14/14
Attempted 20 FT in a game: Heshimu Evans (20) vs. Ole Miss 3/5/99

15 Rebs: Julius Randle (15) vs. Kansas State, 3/21/14
16 Rebs: Julius Randle (16) vs. LSU, 3/14/14
20 Rebs: Jared Prickett (20) vs. Arkansas 2/9/94
25 Rebs: Mike Phillips (28) vs. Tennessee 1/10/76
30 Rebs: Cotton Nash (30) vs. Ole Miss 2/8/64
34 Rebs: Bob Burrow (34) vs. Temple 12/10/55

10+ Rebs in three consecutive games: Julius Randle (4) 3/21/14-3/30/14
10+ Rebs in four consecutive games: Julius Randle (4) 3/21/14-3/30/14
10+ Rebs in five consecutive games: Julius Randle (10) 2/12/14-3/15/14
10+ Rebs in six consecutive games: Julius Randle (10) 2/12/14-3/15/14
10+ Rebs in seven consecutive games: Julius Randle (10) 2/12/14-3/15/14
10+ Rebs in eight consecutive games: Julius Randle (10) 2/12/14-3/15/14
10+ Rebs in nine consecutive games: Julius Randle (10) 2/12/14-3/15/14
10+ Rebs in 10 consecutive games: Julius Randle (10) 2/12/14-3/15/14

Two players had 10 rebounds: Derek Willis (12) and Tyler Ulis (10) at Auburn, 1/16/16
Three players had 10 rebounds: Michael Kidd-Gilchrist (19), Terrence Jones (11), Anthony Davis (10) vs. Louisville, 12/31/11

6 Assists: Tyler Ulis (8) at Auburn, 1/16/16
7 Assists: Tyler Ulis (8) at Auburn, 1/16/16
8 Assists: Tyler Ulis (8) at Auburn, 1/16/16
9 Assists: Tyler Ulis (10) vs. Ole Miss, 1/2/16
10 Assists: Tyler Ulis (10) vs. Ole Miss, 1/2/16
11 Assists: John Wall (11) vs. E. Tennessee St., 3/18/10
12 Assists: John Wall (16) vs. Hartford, 12/29/09
13 Assists: John Wall (16) vs. Hartford, 12/29/09
14 Assists: John Wall (16) vs. Hartford, 12/29/09
15 Assists: John Wall (16) vs. Hartford, 12/29/09
16 Assists: John Wall (16) vs. Hartford, 12/29/09

5+ Assists in Four Consecutive Games: Tyler Ulis (6) 12/26/15-1/16/16
8+ Assists in Two Consecutive Games: Tyler Ulis (2) 12/26/15-1/2/16

4 Blocks: Marcus Lee (5) vs. Arizona State, 12/12/15
5 Blocks: Marcus Lee (5) vs. Arizona State, 12/12/15
6 Blocks: Karl-Anthony Towns (6) vs. Florida, 3/7/15
7 Blocks: Karl-Anthony Towns (7) vs. Vanderbilt, 1/20/15
8 Blocks: Willie Cauley-Stein (9) vs. Boise State, 12/10/13
9 Blocks: Willie Cauley-Stein (9) vs. Boise State, 12/10/13
10 Blocks: Nerlens Noel (12) at Ole Miss, 1/29/13
11 Blocks: Nerlens Noel (12) at Ole Miss, 1/29/13
12 Blocks: Nerlens Noel (12) at Ole Miss, 1/29/13
4 Steals: Isaiah Briscoe (4)/Tyler Ulis (6) vs. Ole Miss, 1/2/16
5 Steals: Tyler Ulis (6) vs. Ole Miss, 1/2/16
6 Steals: Tyler Ulis (6) vs. Ole Miss, 1/2/16
7 Steals: Rajon Rondo (8) vs. Mississippi State, 2/19/05
8 Steals: Rajon Rondo (8) vs. Mississippi State, 2/19/05

Played every minute: Tyler Ulis (40) at Auburn, 1/16/16
Played 40+ minutes: Tyler Ulis (40) at Auburn, 1/16/16
Played more than 50 minutes: Patrick Patterson (50) vs. Vanderbilt, 1/12/08
Technical Foul: Skal Labissiere, at Auburn, 1/16/16

Fouled Out: Jamal Murray at Auburn, 1/16/16
Two Players Fouled Out: Marcus Lee, Alex Poythress at LSU, 1/5/16
Three Players Fouled Out: Willie Cauley-Stein, Aaron Harrison, Karl-Anthony Towns, at Texas A&M, 1/10/15
Four Players Fouled Out: Terrence Jones, Josh Harrellson, Brandon Knight, Eloy Vargas, at UNC, 12/4/10

TEAM

Started four freshmen: Isaiah Briscoe, Jamal Murray, Charles Matthews, Skal Labissiere vs. Illinois State, 11/30/15

Started five freshmen: Aaron Harrison, Andrew Harrison, Dakari Johnson, Julius Randle, James Young vs. Connecticut, 4/7/14

Scored 90 or More Points: 91 vs. Auburn, 3/14/15 (W, 91-67)

Scored 90 or More Points (SEC Game): 110 vs. Auburn, 2/21/15 (W, 110-75)

Scored 100 or More Points: 110 vs. Auburn, 2/21/15 (W, 110-75)

Scored 100 or More Points (SEC Game): 110 vs. Auburn, 2/21/15 (W, 110-75)

Scored 110 or More Points: 110 vs. Auburn, 2/21/15 (W, 110-75)

Scored 110 or More Points (SEC Game): 110 vs. Auburn, 2/21/15 (W, 110-75)

Scored 120 or More Points: 120 vs. Vanderbilt, 2/7/96 (W, 120-81)

Scored 120 or More Points (SEC Game): 120 vs. Vanderbilt, 2/7/96 (W, 120-81)

Scored 130 or More Points: 143 vs. Georgia, 2/27/56 (W, 143-66)

Scored 140 or More Points: 143 vs. Georgia, 2/27/56 (W, 143-66)

Scored 150 or More Points: Never

Scored Less than 50 Points: 48 vs. Vanderbilt, 3/15/13 (L, 64-48)

Allowed 90 or More Points: 90 by Indiana, 3/23/12 (W, 102-90)

Allowed 90 or More Points (SEC Game): 90 by Georgia, 3/4/09 (L, 90-85)

Allowed 100 or More Points: 111 by VMI, 11/14/08 (L, 111-103)

Allowed 100 or More Points (SEC Game): 101 by Arkansas, 2/10/93 (L, 101-94)

Allowed Less Than 50 Points: 39 vs. West Virginia, 3/26/15 (W, 78-39)

Allowed Less Than 50 Points (SEC): 43 vs. South Carolina, 2/14/15 (W, 66-48)

Shot 70% from the field: .722 vs. Mississippi St., 2/15/86

Shot 65% from the field: .677 vs. LIU Brooklyn, 11/23/12

Shot 30% or less from the field: .281 at Texas A&M (1/10/15)

Allowed 50% shooting: .529 vs. Mississippi State, 1/12/16

Allowed 60% shooting: .640 by Florida, 3/4/07

Allowed 20% or less shooting: .197 by Montana State, 11/23/14 (12-61)

Allowed 30% or less shooting: .241 by West Virginia, 3/26/15 (13-54)

Held opponent to zero 3-pointers: at Auburn, 1/19/13 (0-15)

Shot 90% or Better from Free Throw Line: 90.0 (9-10) vs. Wisconsin (4/4/15)

Shot 100% from Free Throw Line: 11-11 vs. Florida, 2/7/12

Shot 50% or Less from Free Throw Line: .500 vs. Ole Miss, 1/2/15 (10-20)

Attempted 40 FT: vs. Illinois State (46), 11/30/15

Attempted five or less FT: vs. South Carolina (4) 1/21/06

Made 30 FT: 30 vs. Auburn, 3/14/15 (30-35)

Hit 10 3-pointers: 11 vs. Louisville, 12/26/15 (11-23)

Hit 11 3-pointers: 11 vs. Louisville, 12/26/15 (11-23)

Hit 12 3-pointers: 12 vs. UCLA, 12/20/14 (12-26)

Hit 13 3-pointers: 15 vs. Georgia, 3/1/12 (15-27)

Hit 14 3-pointers: 15 vs. Georgia, 3/1/12 (15-27)

Hit 15 3-pointers: 15 vs. Georgia, 3/1/12 (15-27)

Hit 16 3-pointers: 16 vs. UNC-Asheville, 12/23/96 (16-33)

Hit 17 3-pointers: 20 vs. LSU, 3/4/95 (20-35)

Hit 18 3-pointers: 20 vs. LSU, 3/4/95 (20-35)

Hit 19 3-pointers: 20 vs. LSU, 3/4/95 (20-35)

Hit 20 3-pointers: 20 vs. LSU, 3/4/95 (20-35)

Hit 21 3-pointers: 21 vs. North Carolina, 12/27/89 (21-48)

Hit 22 3-pointers: Never

Scored 100 Points in Two Consecutive Games: 3/25/93-3/27/93

Scored 100 Points in Three Consecutive Games: 12/16/77-12/23/77

Scored 100 Points in Consecutive SEC Games: 2/27/56-3/3/56

Won game by 50 points or more: 58 vs. Montana State (W, 86-28) 11/23/14

Won game by 60 points or more: 62 vs. Vanderbilt (W, 106-44) 3/5/03

Won game by 70 points or more: 74 vs. Tennessee-Martin (W, 124-50) 11/26/94

Lost game by 30 points or more: 30 at Tennessee (L, 88-58) 2/16/13

Lost game by 40 points or more: 41 at Vanderbilt (L, 93-52) 2/12/08

Lost game by 50 points or more: 55 at Kansas (L, 150-95) 12/9/89

Lost game by 60 points or more: 70 vs. Central (L, 87-17) 1/28/1910

Lost game by 70 points or more: 70 vs. Central (L, 87-17) 1/28/1910

Game decided by one point: vs. Wisconsin, 4/5/14 (W, 74-73)

Game decided by two points: vs. Louisville, 12/26/15 (W, 75-73)

Game decided by three points: vs. Ole Miss, 1/6/15 (W, 89-86)

Two consecutive games decided by one point: vs. North Carolina (W, 73-72) 12/3/11 and at Indiana (L, 73-72) 12/10/11

Three consecutive games decided by one point: Never

Two consecutive games decided by two points: at Ole Miss (L, 71-69) 2/1/11 and Florida (L, 70-68) 2/5/11

Came back from 18-point deficit for win: W, 72-70 vs. Miami Univ. (11/16/09); Trailed 36-18 (7:04 in 1st)

Came back from 19-point deficit for win: W, 80-77 vs. Florida (3/2/94); Trailed 33-14 (7:00 in 1st)

Came back from 20-point deficit for win: W, 99-95 at LSU (2/15/94); Trailed 68-37 (15:34 in 2nd)

Came back from 30-point deficit for win: W, 99-95 at LSU (2/15/94); Trailed 68-37 (15:34 in 2nd)

Came back from 31-point deficit for win: W, 99-95 at LSU (2/15/94); Trailed 68-37 (15:34 in 2nd)

Pulled down 50 rebounds: 50 (18-32) vs. Eastern Kentucky, 12/9/15

Pulled down 55 rebounds: 56 (17-39) vs. Robert Morris, 11/17/13

Pulled down 60 rebounds: 62 (19-43) vs. Morehead State, 12/16/96

Played an Overtime Game: at Texas A&M, 1/10/15 (W, 70-64 2ot)

Won an Overtime Game: at Texas A&M, 1/10/15 (W, 70-64 2ot)

Played an SEC Overtime Game: at Texas A&M, 1/10/15 (W, 70-64 2ot)

Won an SEC Overtime Game: at Texas A&M, 1/10/15 (W, 70-64 2ot)

Lost an Overtime Game: vs. Arkansas, 2/27/14 (L, 71-67)

Lost an SEC Overtime Game: vs. Arkansas, 2/27/14 (L, 71-67)

Played Two Overtimes: at Texas A&M, 1/10/15 (W, 70-64 2ot)

Played Three Overtimes: vs. Temple 12/7/57 (W, 85-83)

Played Four Overtimes: Never played four overtime game

Played consecutive games that went to overtime: 1/6/15 vs. Ole Miss (W, 89-86) and 1/10/15 at Texas A&M (70-64)

RUPP ARENA

Rupp Arena

Year-by-Year Records

Season	W-L	Pct.	Start
2015-16	10-0	1.000	10-0
2014-15	19-0	1.000	19-0
2013-14	16-2	.889	14-0
2012-13	16-2	.889	3-0
2011-12	18-0	1.000	18-0
2010-11	15-0	1.000	15-0
2009-10	18-0	1.000	18-0
2008-09	12-6	.667	3-0
2007-08	14-4	.778	1-0
2006-07	14-2	.875	10-0
2005-06	10-5	.667	4-0
2004-05	14-1	.933	7-0
2003-04	11-2	.846	3-0
2002-03	12-1	.923	1-0
2001-02	12-3	.800	0-1
2000-01	11-1	.917	0-1
1999-2000	14-0	1.000	14-0
1998-99	12-1	.923	6-0
1997-98	9-3	.750	4-0
1996-97	12-1	.923	12-0
1995-96	13-0	1.000	13-0
1994-95	12-1	.923	2-0
1993-94	13-1	.929	11-0
1992-93	16-0	1.000	16-0
1991-92	15-2	.882	1-0
1990-91	13-0	1.000	13-0
1989-90	13-2	.867	5-0
1988-89	8-6	.571	0-1
1987-88	14-2	.875	8-0
1986-87	13-2	.867	5-0
1985-86	18-0	1.000	18-0
1984-85	11-3	.786	1-0
1983-84	16-0	1.000	16-0
1982-83	14-1	.933	8-0
1981-82	15-1	.938	15-0
1980-81	15-0	1.000	15-0
1979-80	12-3	.800	6-0
1978-79	11-4	.733	3-0
1977-78	16-0	1.000	16-0
1976-77	12-2	.857	4-0
Total	539-64	.894	

Where the Coaches Rank by Wins

Coach	Years	Total	Record
Joe B. Hall	1976-85	9	122-14
Tubby Smith	1997-2007	10	119-19
John Calipari	2009-Pres.	7th	112-4
Rick Pitino	1989-97	8	107-7
Eddie Sutton	1985-89	4	53-10
Billy Gillispie	2007-09	2	26-10

Cats Rock at Rupp

UK has won 195 of its last 222 home games, including a 54-game winning streak in the venerable arena to begin the John Calipari era. All-time, the Wildcats are 539-64 (.894) in Rupp Arena.

Among the most notable marks of dominance in the nation's toughest venue to play include:

- The Wildcats are 286-40 (.877) in regular-season SEC games in the building
- Kentucky set a new program home record of 19 wins in 2014-15
- UK is currently on a 30-game winning streak at Rupp Arena, dating back to 2013-14
- The Wildcats have gone undefeated at home in four of John Calipari's six seasons.
- Overall, UK has posted a perfect mark in 12 of Rupp Arena's 39 seasons

Calipari Owns Record in Rupp

With UK's 2011-12 season-opening victory over Marist, UK head coach John Calipari recorded his 34th consecutive win in Rupp Arena as UK's head coach. It broke former UK head coach Rick Pitino's longest streak of 33 games in the venue.

The winning streak reached as long as 54 games. Calipari didn't suffer his first loss in Rupp Arena until losing to Baylor in his fourth season. The 54-game run, however, was his longest career winning streak.

Pack the House

Kentucky has led the nation in average home attendance in 17 of the last 20 seasons, including a Rupp Arena record of 24,110 in John Calipari's first season (2009-10) as head coach.

- Kentucky averaged 23,572 fans during the 2015-16 season, the most since 2011-12
- UK has averaged 23,000 or more fans in five of Calipari's six seasons

The Top-Ranked Team at Home

Kentucky has lost just twice at home as the Associated Press top-ranked team in the history of the program and just once in Rupp Arena. Both losses came by just one point.

The Wildcats are 51-1 all-time as the AP No. 1 team in Rupp Arena since its opening in 1976. The lone loss was to Auburn, 53-52, on Jan. 9, 1988.

Coach Cal in Rupp Arena

It's been downright difficult to beat the Wildcats at Rupp Arena during the John Calipari era. UK is 112-4 (.966) at Rupp Arena under Calipari.

- UK is 16-1 vs. ranked opponents in Rupp in the Calipari era
- The Wildcats are 96-3 vs. unranked teams in Rupp under Calipari
- UK is 62-1 at home vs. nonconference foes under Calipari. The only loss was against Baylor on Dec. 1, 2012
- Calipari notched his 100th career win at Rupp Arena as UK's coach with the Wildcats' 110-75 rout of Auburn on Feb. 21. It took Calipari just 104 games to reach the century mark at home, the fastest of any UK coach

All-Time Attendance Records in Rupp

No.	Att.	Opponent	Date	Result
1	24,479	Louisville	1/20/10	W, 71-62
2	24,468	N. Carolina	12/5/09	W, 68-66
3	24,465	Florida	2/10/07	L, 64-61
4	24,459	Florida	2/4/03	W, 70-55
5	24,432	Louisville	12/17/05	W, 73-61
6	24,428	Florida	3/7/15	W, 67-50
7	24,425	Florida	2/15/14	L, 69-59
8	24,416	Arkansas	2/28/15	W, 84-67
9	24,412	Louisville	12/26/15	W, 75-73
10	24,411	LSU	2/28/09	L, 73-70

Attendance Records in Rupp 2015-16

No.	Att.	Opponent	Date	Result
1	24,412	Louisville	12/26/15	W, 75-73
2	24,399	Ole Miss	1/2/16	W, 83-61
3	23,897	Mississippi St.	1/12/16	W, 80-74
4	23,665	Arizona State	12/12/15	W, 72-58
5	22,671	NJIT	11/14/15	W, 87-57

Records vs. Most Faced Opponents in Rupp Arena Era (1976-Pres.)

Opponent	Times Played	Record	Cal Era
Florida	39	32-7	5-1
Tennessee	39	35-4	5-0
Vanderbilt	37	35-2	5-0
Georgia	37	33-4	5-0
Ole Miss	31	30-1	6-0
Alabama	29	24-5	4-0
LSU	29	24-5	3-0
Auburn	28	26-2	3-0
Miss. St.	28	26-2	4-0
S. Carolina	25	23-2	5-0
Louisville	18	14-4	4-0
Arkansas	14	11-3	3-1
E. Kentucky	10	10-0	2-0
Indiana	9	8-1	1-0
Morehead St.	8	8-0	2-0
N. Carolina	7	5-2	3-0
N. Dame	5	5-0	-
Tenn. Tech	5	5-0	-
Kansas	5	4-1	-

HEAD COACH JOHN CALIPARI

First-Ballot Hall of Famer

Kentucky men's basketball coach John Calipari joined basketball's fraternity of legends in September after being elected to the Naismith Memorial Basketball Hall of Fame on the first ballot.

Calipari joined an elite group of basketball players and coaches in the Naismith Hall of Fame, considered to be one of the ultimate honors in the sport.

Calipari and the Class of 2015, which included Dick Bevetta, Wildcat Louie Dampier, Lindsay Gaze, Tom Heinsohn, John Isaacs, Spencer Haywood, Lisa Leslie, Dikembe Mutombo, George Raveling and JoJo White, were enshrined during Hall of Fame festivities in Springfield, Mass., Sept. 10-11.

Calipari Wins 200th Career Game at UK in Record Time

With a thrilling 75-73 victory over rival Louisville, John Calipari captured his 200th career win at Kentucky faster than any coach in UK history -- and nearly faster than anyone has ever done it at any other school. Calipari reached the 200-win plateau in his 240th career game at Kentucky. Rick Pitino, previously the fastest to 200 wins at UK prior to Calipari, didn't capture his 200th Wildcat win until his 249th game. The legendary Adolph Rupp reached 200 during his 250th game.

Not only did Calipari reach the 200-win mark in record pace at Kentucky, he also nearly set the all-time Division I mark. With the win over U of L, he became the second-fastest Division I men's basketball coach to reach 200 victories at a single school, behind only LIU-Brooklyn's Clair Bee, who achieved the feat in 231 games.

Calipari is one of just 11 head coaches in Division I men's basketball history with at least 200 victories at two different schools and just the fifth coach at Kentucky to reach the 200-win plateau.

He's currently the only coach in NCAA history with at least 189 victories at three different schools.

Here's a look at some of the more impressive numbers in Calipari's journey to 200 wins:

- UK beat Florida more than anyone else during the first 200 wins, defeating the Gators 11 times
- Likewise, Kentucky beat Louisville (eight times) more than any other nonconference opponent
- Calipari defeated 89 different Division I schools (25.4 percent) of current Division I schools) during the run
- A total of 176 wins came with UK ranked in the AP Top 25, and 66 of them were while UK was No. 1

UMass Raises Banner in Calipari's Honor

As part of a 20th anniversary celebration of the UMass men's basketball 1995-96 Final Four team, the UMass Department of Athletics honored John Calipari on Dec. 16 prior to its game against New Orleans by raising a banner into the rafters at the Mullins Center.

Calipari's banner joined the retired jerseys of five all-time Minutemen: George "Trigger" Burkey, Marcus Camby, Julius "Dr. J" Erving, Lou Roe and Al Skinner.

- Calipari began his head coaching career at UMass where he turned the Minutemen into a national powerhouse from 1988-96
- In addition to the 1995-96's team's 35-2 record and the Final Four appearance, Calipari led the Minutemen to the 1991-92 NCAA Sweet 16, the 1992-93 and 1993-94 NCAA second round, and the 1994-95 NCAA Elite Eight. UMass won five straight Atlantic 10 titles during that span as well

Nearly Unanimous

John Calipari collected nearly every major national coach of the year award after guiding the historic 2014-15 Wildcats to a perfect regular season and eventually a fourth Final Four appearance in five seasons. Among the awards Calipari won in 2014-15:

- Associated Press National Coach of the Year
- Naismith National Coach of the Year
- NABC National Coach of the Year
- The Sporting News National Coach of the Year
- Adolph Rupp National Coach of the Year
- SEC Coach of the Year
- 2015 USBWA District IV Coach of the Year

600 On-Court Victories

With a win over No. 5 Kansas on Nov. 18, 2014, John Calipari claimed his 600th on-court victory as a Division I head coach. He became the 13th active Division I coach to achieve the feat.

AHEAD OF THE BARON OF THE BLUEGRASS

- Legendary coach Adolph Rupp won 876 career games while he was the coach of UK. He also led Kentucky to five NCAA titles during his 41-year tenure.
- John Calipari is ahead of the pace with the legend as far as victories to begin his career at UK. Also, Calipari (.829) is ahead of Rupp (.822) in total UK career winning percentage.

Coach	Games	Record	Next Game (246th Game)
John Calipari	245	203-42	at Arkansas (Jan. 21, 2016)
Adolph Rupp	245	196-49	def. Ole Miss 59-32 (Feb. 27, 1942)
Rick Pitino	245	196-49	def. Vanderbilt 120-81 (Feb. 7, 1996)
Tubby Smith	245	193-52	def. Tennessee Tech 92-63 (Nov. 30, 2004)
Joe B. Hall	245	185-60	def. Indiana 68-66 (Dec. 6, 1980)

UK VS. AP RANKED FOES

In John Calipari Era (2009-Present)

43-15, 13-5 SEC

vs. No. 16 Louisville	Dec. 27, 2015	W, 75-73
vs. No. 5 Duke (Chicago)	Nov. 17, 2015	W, 74-63
vs. No. 3 Wisconsin (NCAA)	April 4, 2015	L, 71-64
vs. No. 8 Notre Dame (NCAA)	March 28, 2015	W, 68-66
vs. No. 20 W. Virginia (NCAA)	March 26, 2015	W, 78-39
vs. No. 18 Arkansas (SECT)	March 15, 2015	W, 78-63
vs. No. 18 Arkansas	Feb. 28, 2015	W, 84-67
at No. 4 Louisville	Dec. 27, 2014	W, 58-50
vs. No. 21 North Carolina	Dec. 13, 2014	W, 84-70
vs. No. 6 Texas	Dec. 5, 2014	W, 63-51
vs. No. 5 Kansas (Indianapolis)	Nov. 18, 2014	W, 72-40
vs. No. 18 UConn (NCAA)	April 7, 2014	L, 60-54
vs. No. 12 Wisconsin (NCAA)	April 5, 2014	W, 74-73
vs. No. 7 Michigan (NCAA)	March 30, 2014	W, 75-72
vs. No. 5 Louisville (NCAA)	March 28, 2014	W, 74-69
vs. No. 2 Wichita St. (NCAA)	March 23, 2014	W, 78-76
vs. No. 1 Florida (Atlanta)	March 16, 2014	L, 61-60
at No. 1 Florida	March 8, 2014	L, 84-65
vs. No. 3 Florida	Feb. 15, 2014	L, 69-59
vs. No. 4 Louisville	Dec. 28, 2013	W, 73-66
at No. 18 North Carolina	Dec. 14, 2013	L, 82-77
vs. No. 20 Baylor (Dallas)	Dec. 6, 2013	L, 67-62
vs. No. 2 Michigan St. (Chicago)	Nov. 12, 2013	L, 78-74
vs. No. 11 Florida	March 9, 2013	W, 61-57
at No. 7 Florida	Feb. 12, 2013	L, 69-52
at No. 16 Ole Miss	Jan. 29, 2013	W, 87-74
at No. 4 Louisville	Dec. 29, 2012	L, 80-77
vs. No. 9 Duke (Atlanta)	Nov. 13, 2012	L, 75-68
vs. No. 6 Kansas (NCAA)	April 2, 2012	W, 67-59
vs. No. 17 Louisville (NCAA)	March 31, 2012	W, 69-61
vs. No. 9 Baylor (NCAA)	March 25, 2012	W, 82-70
vs. No. 16 Indiana (NCAA)	March 23, 2012	W, 87-71
vs. No. 22 Florida	March 10, 2012	W, 74-71
at No. 16 Florida	March 4, 2012	W, 74-59
vs. No. 8 Florida	Feb. 7, 2012	W, 78-58
vs. No. 4 Louisville	Dec. 31, 2011	W, 69-62
vs. No. 5 North Carolina	Dec. 3, 2011	W, 73-72
vs. No. 12 Kansas (New York)	Nov. 15, 2011	W, 75-65
vs. No. 9 UConn (NCAA)	April 2, 2011	L, 56-55
vs. No. 7 N. Carolina (NCAA)	March 27, 2011	W, 76-69
vs. No. 1 Ohio State (NCAA)	March 25, 2011	W, 62-60
vs. No. 22 W. Virginia (NCAA)	March 19, 2011	W, 71-63
vs. No. 12 Florida (Atlanta)	March 13, 2011	W, 70-54
vs. No. 21 Vanderbilt	March 1, 2011	W, 68-66
vs. No. 13 Florida	Feb. 26, 2011	W, 76-68
at No. 21 Vanderbilt	Feb. 12, 2011	L, 81-77
at No. 22 Louisville	Dec. 31, 2010	W, 78-63
vs. No. 23 N. Dame (Louisville)	Dec. 8, 2010	W, 72-58
vs. No. 13 Washington (Maui)	Nov. 23, 2010	W, 74-67
vs. No. 6 W. Virginia (NCAA)	March 27, 2010	L, 73-66
vs. No. 15 Tennessee (Nashville)	March 13, 2010	W, 74-45
at No. 19 Tennessee	Feb. 27, 2010	L, 74-65
at No. 17 Vanderbilt	Feb. 20, 2010	W, 58-56
vs. No. 12 Tennessee	Feb. 13, 2010	W, 73-62
vs. No. 25 Ole Miss	Feb. 2, 2010	W, 85-75
vs. No. 21 Vanderbilt	Jan. 30, 2010	W, 85-72
vs. No. 14 UConn (New York)	Dec. 9, 2009	W, 64-61
vs. No. 10 North Carolina	Dec. 5, 2009	W, 68-66

Calipari's Record at UK vs:

vs. No. 1	1-2
vs. Top 3	2-5
vs. Top 5	9-6
vs. Top 10	17-10
vs. Top 15	26-10
vs. Top 20	34-14
vs. Top 25	43-15
Home	16-1
Away	5-6
Neutral	22-8
SEC Tourney	3-1
NCAA Tourney	13-4

HEAD COACH JOHN CALIPARI

TRACKING UK HEAD COACHES

Coach	First 50 Games	Pct.
Calipari	45-5	.900
Smith	45-5	.900
Rupp	43-7	.860
Sutton	41-9	.820
Hall	32-18	.640
Pitino	31-19	.620

Coach	First 100 Games	Pct.
Rupp	89-11	.890
Calipari	87-13	.870
Smith	80-20	.800
Sutton	77-23	.770
Pitino	73-27	.730
Hall	67-33	.670

Coach	First 150 Games	Pct.
Rupp	129-21	.860
Calipari	124-26	.827
Smith	116-34	.773
Pitino	114-36	.760
Hall	110-40	.733

Coach	First 200 Games	Pct.
Rupp	163-37	.815
Calipari	163-37	.815
Pitino	156-44	.780
Smith	156-44	.780
Hall	149-51	.745

Calipari at No. 1

John Calipari is one of just two coaches (Frank McGuire) to lead three programs to a No. 1 ranking. With UK's No. 1 ranking this season, Calipari has guided five of his last seven and six of his last nine teams to the No. 1 ranking (and the eighth time he's done it overall).

When Coach Cal's teams have been at the top, they're been difficult to knock off:

- Calipari is 107-11 (.907) as the top-ranked Associated Press coach in the country
- He's 66-6 (.917) when his team is at the top of the AP Top 25 as UK's head coach
- Calipari tallied a 32-4 mark at UMass when the Minutemen were No. 1 and he was 9-1 at Memphis when he had the Tigers at the pinnacle of the rankings
- Calipari (107) trails only Duke's Mike Krzyzewski (189) in active coaches with victories as the No. 1 head coach

Big-Game Cal

John Calipari's teams aren't just good against the best teams in the country, they're great. Not only does Kentucky have a 43-15 record vs. Associated Press Top 25 teams, UK is 5-2 when both teams are ranked in the AP top five under Calipari.

All-time, Calipari is 11-6 in AP top-five matchups. According to the SEC Network, only four coaches have won more such games.

When both teams are ranked in the AP Top 25, Calipari's all-time record is 66-40, including a 36-12 mark at Kentucky. In AP top-10 matchups he's got a 22-11 mark, including 11-4 at UK.

There's No Place Like Home

Since the 2000 season, John Calipari-coached teams have posted a 265-22 (.923) record at home through Jan. 12, 2016. At UK, Coach Cal is 112-4 (.966) at Rupp Arena.

In four of Calipari's six full seasons at Kentucky, the Wildcats have posted an undefeated record at home, including a school-record 19-0 mark during the 2014-15 season.

Calipari's 54-game winning streak at Rupp Arena to begin his UK coaching career was the longest winning streak since the arena opening in 1976. His current 30-game winning streak is currently third.

	Coach	Streak (Yrs)
1.	John Calipari	54 (2010-13)
2.	Rick Pitino	33 (1992-94)
3.	John Calipari	30 (2014-16)
	Joe B. Hall	30 (1981-82)
5.	Rick Pitino	27 (1995-97)

CALIPARI AT NO. 1

Record as Associated Press Top-Ranked Coach Since 2009-10

Coach	Schools	Records
1. John Calipari	Kentucky	66-6
2. Bill Self	Kansas	28-5
3. Mike Krzyzewski	Duke	24-4
4. Jim Boenheim	Syracuse	15-4
5. Tom Crean	Indiana	14-3
6. Thad Matta	Ohio State	13-2
7. Sean Miller	Arizona	12-1
8. Billy Donovan	Florida	11-1
9. Tom Izzo	Michigan State	9-2
10. Roy Williams	North Carolina	8-2

Record as Associated Press Top-Ranked Coach (Active)

Coach	Schools	Records
1. Mike Krzyzewski	Duke	189-28
2. John Calipari	UK, Memphis, UMass	107-11
3. Roy Williams	UNC, Kansas	95-18
4. Bruce Weber	Illinois	30-2
5. Bill Self	Kansas	30-6
6. Jim Boenheim	Syracuse	24-5
7. Thad Matta	Ohio State	22-3
8. Bob Huggins	Cincinnati	20-4
9. Tom Crean	Indiana	14-3
10. Sean Miller	Arizona	12-1

*totals through Jan. 17

Life on the Road Isn't So Bad Either

As good as John Calipari's team's have been at home, they're nearly as good in hostile environments on the road. Dating back to the 2005-06 season, Calipari has recorded a 77-30 (.720) record on the road.

Calipari Unrivaled in Conference

John Calipari has won 13 league championships (including the 2010, 2012 and 2015 SEC championships) six more than the next-closest coach in the SEC (Ben Howland has seven conference titles). Calipari also has 12 conference tournament titles, seven more than his closest competitor (Howland).

He's tallied a 293-87 (.771) all-time record within conference play as a head coach and owns an 85-21 (.802) record since joining the SEC.

Calipari's Undefeated Conference Teams

John Calipari is believed to be one of three coaches, along with Frank McGuire and Jerry Tarkanian, to lead multiple teams to an unblemished mark in multiple Division I conferences. Calipari did so at Memphis in Conference USA and Kentucky in the SEC.

- McGuire led St. John's in the Metro New York ('51, '52), North Carolina in the ACC ('57) and South Carolina in the ACC ('70) to undefeated marks
- Jerry Tarkanian guided Long Beach State in the Pacific Coast Athletics Association ('70, '71) and UNLV in the Big West ('87, '91, '92) to perfect conference seasons

30 is the new 20

John Calipari has 21 consecutive seasons of 20 or more on-court wins as a collegiate head coach. He leads all active coaches with that streak, ahead of Mike Krzyzewski of Duke (19), Jim Boenheim (17) and Bill Self (17).

More impressive, Calipari has nine seasons with 30 or more on-court wins. Only Mike Krzyzewski (13) and Roy Williams (10) have more.

Calipari is the first coach in NCAA Division I history to record five straight on-court 30-win seasons, notching 30 straight in consecutive seasons from 2005-06 to 2009-10.

The Success Rate

John Calipari has graduated 100 percent of the players (14 of 14) who have been eligible to receive their diploma by the end of their senior years and exhausted their athletic eligibility. Of that group, Patrick Patterson, Jarrod Polson and Alex Poythress completed their degrees in three years.

In the NCAA's APR, which measures eligibility, retention and graduation, UK has posted a single-year Academic Progress Rate of 979 or higher in every season under Calipari, including a perfect 1,000 in the last two reports. Kentucky's four-year composite score in the most recent report, which was released in May, was a 995, earning the team an NCAA academic award for finishing in the top 10 percent of Division I men's basketball programs.

Under Calipari, the team has also posted a 3.0 grade-point average or better in seven of the last 10 semesters.

HEAD COACH JOHN CALIPARI

Double-Digit Win Streaks

Kentucky's 38-game winning streak in 2014-15 was historic, but it wasn't completely out of the norm for John Calipari. It was the 17th streak of Calipari's career where his teams have won 10 or more consecutive games during the season, the sixth where they have won 20 or more, the fifth where they have won 25 or more, the first where they have won 30 or more, and the first with 35 or more. Here's a list of all of them:

1. 38 Kentucky, 2014-15
2. 27 Memphis, 2008-09
3. 26 Memphis, 2007-08
26 UMass, 1995-96
5. 25 Memphis, 2006-07
6. 24 Kentucky, 2011-12
7. 19 Kentucky, 2009-10
8. 16 UMass, 1994-95
9. 15 Memphis, 2005-06
10. 14 UMass, 1991-92
11. 12 Memphis, 2007-08
12 Memphis, 2002-03
12 UMass, 1992-93
14. 11 Memphis, 2003-04
15. 10 Memphis, 2001-02
10 UMass, 1993-94
10 Kentucky, 2010-11

Developing Talent

John Calipari hasn't just signed the best talent in the country while he's been at Kentucky; he's been the best at developing that talent and getting it ready for the next level.

Of the 23 top-25 players Kentucky has signed prior to this season (according to Rivals), 19 were drafted and 16 were selected in the first round. Those draft numbers don't include Marcus Lee, Alex Poythress and Kyle Wiltjer, who are currently in college.

But that's only half the story. Calipari's players don't just make it to the pros; they're better prepared than anyone else. The proof is in the numbers.

Over the course of his career, Calipari's nearly 40 NBA pros have made approximately \$1.25 billion in NBA contracts alone, which doesn't include endorsement deals and overseas contracts.

CALIPARI KNOWS DEFENSE

John Calipari's 2014-15 Kentucky Wildcat team was heralded as one of the best defensive teams ever. However, defense has always been a staple of Calipari-coached teams. Dating back to complete NCAA records beginning in 2001-02, Calipari's teams have been among national leaders in several critical defensive categories (rankings through Jan. 17).

Year	FG % Def.	Rebound Margin	Scoring Margin	Blocks
2001-02 (UM)	13th (39.5)	11th (+6.6)	15th (+11.2)	54th (4.4)
2002-03 (UM)	28th (40.6)	44th (+4.1)	32nd (+8.0)	26th (5.1)
2003-04 (UM)	34th (40.5)	58th (+3.4)	48th (+7.1)	20th (5.0)
2004-05 (UM)	4th (38.4)	75th (+2.9)	62nd (+5.9)	13th (5.4)
2005-06 (UM)	2nd (38.0)	9th (+6.7)	5th (+14.6)	8th (6.4)
2006-07 (UM)	12th (39.0)	28th (+5.3)	5th (+5.8)	12th (5.9)
2007-08 (UM)	12th (39.1)	16th (+6.2)	2nd (+18.0)	8th (6.1)
2008-09 (UM)	1st (37.1)	19th (+6.1)	2nd (+16.3)	7th (6.0)
2009-10 (UK)	3rd (37.8)	4th (+8.1)	6th (+14.3)	4th (7.2)
2010-11 (UK)	15th (39.4)	60th (+3.6)	13th (+11.4)	3rd (6.3)
2011-12 (UK)	1st (37.4)	12th (+6.8)	1st (+16.8)	1st (8.6)
2012-13 (UK)	30th (39.2)	48th (+4.3)	48th (+8.2)	3rd (6.6)
2013-14 (UK)	59th (41.1)	2nd (+9.4)	43rd (+8.2)	13th (5.9)
2014-15 (UK)	1st (35.4)	15th (+6.8)	1st (+20.1)	2nd (6.9)
2015-16 (UK)	87th (41.0)	28th (+7.4)	55th (+9.6)	24th (5.5)

RECRUITING TRAIL

The Wildcats have signed more top-25 players over the past seven seasons than any other school under John Calipari's leadership. A quarter of all Rivals' top-10 prospects nationally over the past eight classes have signed with Coach Cal and the Cats.

PLAYER (YEAR)	ESPN	RIVALIS	SCOUT	MCD	JB
Edrice Adebayo ('16)	6	6	15	Y	Y
De'Aaron Fox ('16)	7	5	4	Y	Y
Wenyen Gabriel ('16)	23	17	10		
Sacha Killeya-Jones ('16)	31	26	29	Y	
Malik Monk ('16)	5	6	6	Y	Y
Tai Wynyard ('16)	NR	NR	NR		
Isaiah Briscoe ('15)	13	9	15	Y	Y
Isaac Humphries ('15)	49*	35*	50		
Skal Labissiere ('15)	11	4	3	Y	
Charles Matthews ('15)	47	57	62	Y	
Jamal Murray ('15)	NA^	9	12		
Devin Booker ('14)	18	30	31	Y	Y
Trey Lyles ('14)	7	8	8	Y	Y
Karl Towns ('14)	6	11	11	Y	Y
Tyler Ulis ('14)	33	33	29	Y	Y
Aaron Harrison ('13)	9	7	6	Y	Y
Andrew Harrison ('13)	5	5	5	Y	Y
Dominique Hawkins ('13)	NR	NR	NR		
Dakari Johnson ('13)	7	9	17	Y	Y
Marcus Lee ('13)	25	19	24	Y	Y
Julius Randle ('13)	3	2	2	Y	Y
James Young ('13)	8	11	11	Y	Y
Derek Willis ('13)	NR	115	NR		
Archie Goodwin ('12)	15	14	14	Y	Y
Willie Cauley-Stein ('12)	40	40	48		
Julius Mays ('12)	NA#	NA#	NA#		
Nerlens Noel ('12)	1	2	1	Y	
Alex Poythress ('12)	13	8	7	Y	Y
Twany Beckham ('11)	NA#	NA#	NA#		
Anthony Davis ('11)	1	2	1	Y	Y
Ryan Harrow ('11)	NA#	NA#	NA#		
M. Kidd-Gilchrist ('11)	4	3	6	Y	Y
Marquis Teague ('11)	8	5	8	Y	Y
Kyle Wiltjer ('11)	19	22	24	Y	Y
Terrence Jones ('10)	9	13	8	Y	Y
Enes Kanter ('10)	25	3	3		
Brandon Knight ('10)	4	6	6	Y	Y
Doron Lamb ('10)	29	21	28	Y	Y
Jarrod Polson ('10)	NA@	NA@	NA@		
Stacey Poole, Jr. ('10)	51	33	67		
Eloy Vargas ('10)	NA	NA	NA		
Eric Bledsoe ('09)	NR	23	37		
DeMarcus Cousins ('09)	4	2	3	Y	Y
Darnell Dodson ('09)	NA#	NA#	NA#		
Jon Hood ('09)	92	40	46		
Daniel Orton ('09)	13	22	17		Y
John Wall ('09)	5	1	2		Y
Top-10 Players	18	20	17		
Top-15 Players	21	24	24		
Top-25 Players	28	30	28		
Top-50 Players	34	37	35		
McDonald's All-American		25			
Jordan Brand Classic Participants		29			

* - ranking according to the 2016 class

^ - reclassified after final rankings were released

- transfer

@ - joined team as walk-on

HEAD COACH JOHN CALIPARI

UK HONORS UNDER CALIPARI

National Player of the Year

John Wall (2010)	Adolph Rupp
Anthony Davis (2012)	Adolph Rupp, AP, BasketballTimes, Naismith, USBWA, Wooden Award

National Freshman of the Year

John Wall (2010)	USBWA
Anthony Davis (2012)	USBWA

All-America Honors

D. Cousins (2010)	AP - 1st, NABC - 2nd, USBWA - 2nd, SN - 2nd
John Wall (2010)	AP - 1st, NABC - 1st, USBWA - 1st, SN - 1st
Anthony Davis (2012)	AP - 1st, USBWA - 1st, NABC - 1st, SN - 1st
M. Kidd-Gilchrist (2012)	AP - 3rd, USBWA - 2nd, NABC - 3rd, SN - 2nd
Julius Randle (2014)	NABC - 3rd
W. Cauley-Stein (2015)	NABC - 1st, USBWA - 1st, SN - 1st
K. Towns (2015)	SN - 3rd

SEC Player of the Year

John Wall	2010 (AP, Coaches)
Anthony Davis	2012 (AP, Coaches)

SEC Defensive Player of the Year

Anthony Davis	2012 (Coaches)
Nerlens Noel	2013 (Coaches)
Willie Cauley-Stein	2015 (Coaches)

SEC Freshman of the Year

DeMarcus Cousins	2010 (Coaches)
John Wall	2010 (AP)
Terrence Jones	2011 (Coaches/AP)
Anthony Davis	2012 (Coaches/AP)
Nerlens Noel	2013 (Coaches/AP)
Julius Randle	2014 (Coaches/AP)
Karl-Anthony Towns	2015 (Coaches/AP)

SEC Sixth Man of the Year

Darius Miller	2012 (Coaches)
Kyle Wiltjer	2013 (Coaches)
Devin Booker	2015 (Coaches)

All-SEC

D. Cousins (2010)	1st (Coaches/AP)
P. Patterson (2010)	1st (Coaches)/2nd (AP)
John Wall (2010)	1st (Coaches/AP)
Terrence Jones (2011)	1st (Coaches/AP)
Brandon Knight (2011)	1st (Coaches)/2nd (AP)
Anthony Davis (2012)	1st (Coaches/AP)
M. Kidd-Gilchrist (2012)	1st (Coaches/AP)
Terrence Jones (2012)	2nd (Coaches/AP)
Doron Lamb (2012)	2nd (Coaches)
Nerlens Noel (2013)	1st (Coaches/AP)
Julius Randle (2014)	1st (Coaches/AP)
James Young (2014)	2nd (Coaches)
Devin Booker (2015)	2nd (Coaches)
W. Cauley-Stein (2015)	1st (Coaches/AP)
Aaron Harrison (2015)	2nd (Coaches/AP)
K. Towns (2015)	1st (Coaches/AP)

All-SEC Defensive Team

Patrick Patterson	2010
DeAndre Liggins	2011
Anthony Davis	2012
Michael Kidd-Gilchrist	2012
Nerlens Noel	2013
Willie Cauley-Stein	2013
Willie Cauley-Stein	2015

Coaches' All-SEC Freshman Team

Eric Bledsoe	2010
DeMarcus Cousins	2010
John Wall	2010
Brandon Knight	2011
Terrence Jones	2011
Doron Lamb	2011
Anthony Davis	2012
Michael Kidd-Gilchrist	2012
Willie Cauley-Stein	2013
Archie Goodwin	2013
Nerlens Noel	2013
Alex Poythress	2013
Julius Randle	2014
James Young	2014
Devin Booker	2015
Trey Lyles	2015
Karl-Anthony Towns	2015
Tyler Ulis	2015

NCAA Final Four Team

Anthony Davis (MVP)	2012
Michael Kidd-Gilchrist	2012
Doron Lamb	2012
Julius Randle	2014
James Young	2014

NCAA Regional Tournament Honors

DeMarcus Cousins	2010
John Wall	2010
Josh Harrellson	2011
Brandon Knight (MVP)	2011
DeAndre Liggins	2011
M. Kidd Gilchrist (MVP)	2012
Anthony Davis	2012
Doron Lamb	2012
Aaron Harrison	2014
Marcus Lee	2014
Julius Randle (MVP)	2014
Willie Cauley-Stein	2015
Andrew Harrison	2015
K. Towns (MVP)	2015

Calipari's Draft Picks

In 23 seasons as a head coach, John Calipari has coached 36 NBA Draft picks, including 25 first-round selections, with 14 of those going in the top 10. He's had four players draft No. 1 overall, twice as many as any other coach, and two or more players selected in eight consecutive NBA drafts, dating back to 2008 with Memphis.

PLAYER (SCHOOL)	ROUND	OVERALL	YEAR
Eric Bledsoe (UK)	First	18th	2010
Devin Booker (UK)	First	13th	2015
Antonio Burks (MEM)	Second	36th	2004
Marcus Camby (UMASS)	First	2nd	1996
Rodney Carney (MEM)	First	16th	2006
DeMarcus Cousins (UK)	First	5th	2010
Willie Cauley-Stein (UK)	First	6th	2015
Anthony Davis (UK)	First	1st	2012
Joey Dorsey (MEM)	Second	33rd	2008
Chris Douglas-Roberts (MEM)	Second	40th	2008
Robert Dozier (MEM)	Second	60th	2009
Tyreke Evans (MEM)	First	4th	2009
Archie Goodwin (UK)	First	29th	2013
Josh Harrellson (UK)	Second	45th	2011
Andrew Harrison (UK)	First	44th	2015
Dakari Johnson (UK)	First	48th	2015
Terrence Jones (UK)	First	18th	2012
Enes Kanter (UK)	First	3rd	2011
Michael Kidd-Gilchrist (UK)	First	2nd	2012
Brandon Knight (UK)	First	8th	2011
Doron Lamb (UK)	Second	42nd	2012
DeAndre Liggins (UK)	Second	53rd	2011
Trey Lyles (UK)	First	12th	2015
Darius Miller (UK)	Second	46th	2012
Nerlens Noel (UK)	First	6th	2013
Daniel Orton (UK)	First	29th	2010
Patrick Patterson (UK)	First	14th	2010
Julius Randle (UK)	First	7th	2014
Lou Roe (UMASS)	Second	30th	1995
Derrick Rose (MEM)	First	1st	2008
Marquis Teague (UK)	First	29th	2012
Karl-Anthony Towns (UK)	First	1st	2015
Dajuan Wagner (MEM)	First	6th	2002
John Wall (UK)	First	1st	2010
Shawne Williams (MEM)	First	17th	2006
James Young (UK)	First	17th	2014

HEAD COACH JOHN CALIPARI



A “players-first” coach with a penchant for helping people reach their dreams, John Calipari, a Naismith Memorial Basketball Hall of Famer, has guided six teams to the Final Four, led one to a national championship and helped 38 players make it to the NBA during his 23-year college coaching career.

Calipari guided Kentucky to its eighth national championship and his first national title in 2012. In becoming only the second coach in NCAA history to lead three different schools to the Final Four, he has racked up over 600 victories, 16 NCAA Tournament appearances, six Final Fours and numerous national coach of the year honors.

In 2015, Coach Cal led college basketball’s first ever 38-0 team, and became one of just three coaches to make four Final Fours in a five-year span. At the end of the season, Calipari became the 96th coach to join the Naismith Memorial Basketball Hall of Fame.

While building a program out of obscurity at Massachusetts, laying the foundation at Memphis and restoring luster at the sport’s greatest program at Kentucky, he has totaled the second-most wins in NCAA history in the first 20 years of a college coaching career.

Quite honestly, though, Calipari’s on-court success overshadows a much more significant picture.

In his goal to lead a players-first program, he has helped 38 players realize their dreams and guide them to the NBA, including a record five first-round draft picks in 2010. Two years later, six Wildcats heard their names called at the 2012 draft, the most in the two-round draft era. UK, with Calipari’s help, would tie those six picks again in 2015, including a record-tying four lottery selections. His four No. 1 overall picks are twice as many as any other coach, and he’s had 25 players drafted during his six years at Kentucky, including 19 first-round picks.

Much like he did at UMass, where his players graduated at nearly 80 percent, Calipari has stressed academics. Fifteen of his last 18 seniors at Memphis earned their bachelor’s degrees, and all 14 players at UK who were eligible to graduate by the end of their senior years walked away with a diploma in hand, including three players who earned their degree in just three years. The Wildcats posted a 3.11 grade-point average for the 2014 fall semester, the seventh time in the last eight semesters they earned a 3.0 GPA or better.

His foundation, The Calipari Foundation, has raised millions of dollars to help the lives of those in need in the Commonwealth and across the country. In 2010, he used a telethon to raise more than \$1 million for victims of the devastating earthquake in Haiti, and he organized another one in 2012 for victims of Superstorm Sandy. A year after helping raise \$350,000 for charity during the inaugural UK alumni weekend, Calipari was the driving force behind the more than \$1 million that was donated to local and national organizations during the second annual alumni weekend, and then \$1.5 million in 2015.

Author of the New York Times Best Seller “Players First: Coaching from the Inside Out” and “Bounce Back: Overcoming Setbacks to Succeed in Business and in Life,” Calipari is a master of communication and maximizing talent. He lives by the motto that “it’s never a matter of how far you have fallen, but instead it’s about how high you bounce back.”

BIOGRAPHICAL INFORMATION

Date of Birth: Feb. 10, 1959 | **Wife:** Ellen
Children: Erin Sue, Megan Rae, Bradley Vincent

Education

Clarion State (1982)

Head Coaching Experience

University of Massachusetts (1989-96)

New Jersey Nets (NBA) (1997-99)

University of Memphis (2001-09)

University of Kentucky (2010-present)

COACHING AWARDS

- 2015 Naismith Memorial Basketball Hall of Fame Inductee
- 2015 AP National Coach of the Year
- 2015 Naismith National Coach of the Year
- 2015 NABC National Coach of the Year
- 2015 The Sporting News National Coach of the Year
- 2015 Adolph Rupp National Coach of the Year
- 2015 SEC Coach of the Year (AP/Coaches)
- 2015 USBWA District IV Coach of the Year
- 2012 Nell & John Wooden Coach of the Year Leadership Award
- 2012 Naismith National Coach of the Year Finalist
- 2012 SEC Coach of the Year (AP/Coaches)
- 2010 Adolph Rupp National Coach of the Year
- 2010 Naismith National Coach of the Year Finalist
- 2010 SEC Coach of the Year (AP)
- 2010 *Sporting News* SEC Coach of the Year
- 2010 Yahoo! Sports SEC Coach of the Year
- 2010 USBWA District IV Coach of the Year
- 2009 NABC National Co-Coach of the Year
- 2009 *Sports Illustrated* National Coach of the Year
- 2009 Phelan National Coach of the Year
- 2009 Iba National Coach of the Year Finalist
- 2009 C-USA Coach of the Year
- 2008 Naismith National Coach of the Year
- 2008 C-USA Coach of the Year
- 2008 Iba National Coach of the Year Finalist
- 2008 Phelan National Coach of the Year Finalist
- 2007 Phelan National Coach of the Year Finalist
- 2007 USBWA District IV Coach of the Year
- 2007 *Basketball Times* South Region Coach of the Year
- 2006 C-USA Coach of the Year
- 2004 NABC District 7 Coach of the Year
- 1996 Naismith National Coach of the Year
- 1996 NABC National Coach of the Year
- 1996 *The Sporting News* National Coach of the Year
- 1996 Atlantic 10 Coach of the Year
- 1995 Naismith National Coach of the Year Finalist
- 1994 Naismith National Coach of the Year Finalist
- 1994 Atlantic 10 Coach of the Year
- 1993 USBWA District I Coach of the Year
- 1993 Atlantic 10 Coach of the Year
- 1992 Eastern Basketball Coach of the Year



HEAD COACH JOHN CALIPARI

CAL IN CONFERENCE

SEC COACHES	CONFERENCE	Tournament	Conference
	CHAMPIONSHIPS	Championships	Coach of the Year
Avery Johnson, Alabama	0	0	0
Mike Anderson, Arkansas	1	1	1
Bruce Pearl, Auburn	7	2	7
Michael White, Florida	3	0	2
Mark Fox, Georgia	4	0	3
John Calipari, Kentucky	13	12	9
Johnny Jones, LSU	1	2	0
Kim Anderson, Missouri	6	4	2
Andy Kennedy, Ole Miss	0	1	2
Ben Howland, Mississippi State	7	5	3
Frank Martin, South Carolina	0	0	1
Rick Barnes, Tennessee	3	1	5
Billy Kennedy, Texas A&M	4	2	3
Kevin Stallings, Vanderbilt	2	3	3
TOTALS	51	33	41

NCAA DIVISION I ACTIVE WINNINGEST COACHES

(On-Court By Percentage - Min. 10 yrs. at Division I level)

NO.	COACH/TEAM	YRS.	PCT.
1.	Mark Few/Gonzaga	16	.810
2.	Roy Williams/UNC	27	.788
3.	John Calipari/Kentucky	23	.781
4.	Mike Krzyzewski/Duke	40	.767
5.	Bo Ryan/Wisconsin	31	.764

*numbers going into the 2015-16 season

SINCE 2005-06 ...

Since the 2005-06 season, John Calipari's on-court record ranks him as the winningest coach. Totals through Jan. 17.

COACH	RECORD
1. John Calipari	340-57
2. Bill Self	322-64
3. Mike Krzyzewski	312-68
4. Roy Williams	297-89
5. Mark Few	295-71

MISCELLANEOUS ON-COURT RECORDS

Overall Record:648-182 (.781)
 March/April Record:139-40 (.781)
 NCAA Record:47-15 (.770)
 Record in Conference Games:293-88 (.769)
 Record in Conference Tournament:47-12 (.797)

- Calipari owns the most single-season wins with 38, tying his own record (Memphis in '08 and UK in '12) in 2016 with 38 wins
- Calipari is one of two coaches (Roy Williams) in NCAA Division I history to have 400 or more wins in the first 16 years as a head coach. Calipari had 416 wins in his first 16 years
- Calipari is the winningest coach in NCAA Division I history for a five-year span with 173 victories (2008-12)
- Calipari is the first coach in NCAA Division I history to record five straight on-court 30-win seasons. Memphis hit the 30-win plateau from 2006-09
- Calipari is one of only two coaches (Rick Pitino) to lead three different schools to a Final Four
- Calipari is one of only three coaches (John Wooden, Mike Krzyzewski) to go to four Final Fours in five seasons
- Calipari started with a 54-0 record in Rupp Arena as head coach of the Wildcats
- Calipari has 25 players that have been chosen in the NBA Draft (19 first-round picks) over the last six seasons
- Calipari has more wins (327) in a 10-year period (2006-15) than any other coach in college basketball history

CALIPARI VS. ALL OPPONENTS

Alabama 9-3	George Mason 1-0	Missouri 5-2	Southern Cal 3-0
Albany 1-0	Georgetown 2-1	Montana State 1-0	Southern Miss 15-4
Arizona 1-1	George Washington 8-9	Morehead State 2-0	Southwest Texas St. 1-0
Arizona State 0-1	Georgia 9-2	Murray State 1-0	St. Bonaventure 17-1
Arkansas 7-6	Georgia Tech 1-1	Nevada 1-0	St. John's 1-0
Arkansas-Little Rock 3-0	Gonzaga 4-0	New Hampshire 5-0	St. Joseph's 15-5
Arkansas-Pine Bluff 1-0	Grand Canyon 1-0	NJIT 1-0	St. Mary's 1-0
Arkansas State 4-0	Hampton 1-0	New Mexico 1-0	St. Peter's 1-0
Auburn 8-1	Hartford 2-0	New Orleans 1-0	Stanford 3-2
Austin Peay 6-1	Harvard 1-0	North Carolina 5-2	Syracuse 3-2
Baylor 1-2	Holy Cross 4-1	North Carolina State 1-0	TCU 5-1
Belmont 2-0	Houston 17-3	North Texas 1-0	Temple 13-11
Boise State 1-0	Howard 1-0	Northeastern 2-1	Tennessee 12-5
Boston University 7-1	Illinois 1-1	Northern Kentucky 1-0	Tennessee Martin 4-0
Boston College 2-0	Illinois State 1-0	Northwestern State 2-0	Tennessee Tech 1-0
Bradley 1-0	Indiana 3-1	Notre Dame 2-1	Texas 2-2
Bucknell 1-0	Iowa 0-1	Oakland 1-0	Texas A&M 4-1
Buffalo 2-0	Iowa State 2-0	Ohio State 1-2	Texas Arlington 3-0
BYU 1-0	Jackson State 2-0	Oklahoma 4-1	Towson State 1-0
Cal State Northridge 1-0	Kansas 3-3	Oklahoma State 0-2	Tulane 15-0
Central Conn. St. 2-0	Kansas State 2-0	Old Dominion 2-0	Tulsa 11-1
Charlotte 2-3	Keene State 1-0	Oral Roberts 1-0	UAB 14-3
Chattanooga 2-0	Kentucky 2-4	Oregon State 1-0	UCF 6-0
Christian Brothers 2-0	Lafayette (Pa.) 1-0	Pennsylvania 3-0	UCLA 3-2
Cincinnati 6-7	Lamar 4-0	Penn State 4-4	UNC Asheville 2-0
Cleveland State 3-0	LaSalle 3-0	Pepperdine 1-0	UNC Greensboro 1-0
Coastal Carolina 1-0	LIU-Brooklyn 1-0	Pittsburgh 2-1	UNC Wilmington 1-0
Colorado 1-1	Lipscomb 1-0	Portland 3-0	USF 9-1
Colorado State 1-1	Long Beach State 1-0	Princeton 2-0	Utah 1-1
Columbia 1-0	Louisiana-Lafayette 2-0	Providence 3-1	UTEP 6-0
Connecticut 2-5	Louisiana Tech 1-1	Purdue 2-1	Vanderbilt 10-3
Coppin State 1-0	Louisville 14-6	Radford 1-0	Vermont 2-0
Cornell 1-0	LSU 8-2	Rhode Island 16-2	Villanova 2-0
Dartmouth 1-0	Loyola 1-0	Rice 4-0	Virginia 0-1
Dayton 1-0	Lowell 2-1	Richmond 1-0	Virginia Tech 2-0
DePaul 4-2	Manhattan 2-0	Rider 1-0	Wake Forest 2-1
Detroit 1-0	Marist 2-0	Robert Morris 2-1	Washington 1-0
Drexel 2-0	Marshall 6-0	Rutgers 11-4	Western Kentucky 2-0
Duke 1-2	Marquette 3-1	Saint Louis 4-3	West Virginia 12-7
Duquesne 11-4	Maryland 5-3	Sam Houston State 1-0	Wichita State 1-0
East Carolina 7-0	Massachusetts 1-0	Samford 3-0	Winthrop 2-0
East Tennessee State ... 3-0	Memphis 1-0	Santa Clara 1-0	Wisconsin 1-1
Eastern Kentucky 3-0	Miami (Fla.) 0-1	Savannah State 1-0	Wisconsin-Milwaukee . . 1-0
Eastern Michigan 2-0	Miami (Ohio) 2-0	Seton Hall 1-0	Wofford 1-0
Fairfield 1-0	Michigan 1-0	Siena 4-0	Wright State 1-0
Florida 12-5	Michigan State 1-1	SMU 8-0	Xavier 2-2
Florida State 1-1	Middle Tennessee 3-0	South Carolina 10-2	Yale 1-0
Florida Tech 0-1	Mississippi 12-4	South Connecticut 1-0	
Fordham 5-0	Mississippi State 9-0	South Florida 1-0	
Furman 1-0	Mississippi Valley St. 1-0	S. Louisiana 1-0	

CALIPARI ERA SINGLE-GAME INDIVIDUAL RECORDS

MOST POINTS

Pts.	Player vs. Opponent	Date
35	Terrence Jones vs. Auburn	1-11-11
33	Jamal Murray vs. Ohio St.	12-19-15
32	Doron Lamb vs. Winthrop	12-22-10
30	Brandon Knight vs. W. Va.	3-19-11
29	Eric Bledsoe vs. ETSU	3-18-10
29	Terrence Jones vs. Oklahoma	11-22-10
29	Julius Randle vs. Belmont	12-21-13
28	Anthony Davis vs. Vanderbilt	2-25-12
28	Archie Goodwin vs. Morehead St.	11-21-12
28	Aaron Harrison vs. Robert Morris	11-17-13
27	DeMarcus Cousins at S. Carolina	1-26-10
27	DeMarcus Cousins vs. S. Houston	11-19-09
27	Anthony Davis vs. Arkansas	1-17-12
27	Terrence Jones at LSU	1-28-12
27	Terrence Jones vs. Notre Dame	12-8-10
27	Julius Randle vs. Michigan St.	11-12-13
26	Aaron Harrison vs. Ole Miss	1-6-15
26	Andrew Harrison vs. Tennessee	1-18-14
26	Brandon Knight at Arkansas	2-23-11
26	Skal Labissiere vs. Albany	11-14-15
26	Doron Lamb vs. Samford	12-20-11
26	Doron Lamb vs. Penn State	11-19-11
26	Kyle Wiltjer at Ole Miss	1-29-13
26	James Young vs. Miss. St.	1-8-14
26	James Young vs. UT Arlington	11-19-13
25	Alex Poythress at Alabama	1-9-16
25	Eric Bledsoe at Florida	1-12-10
25	Terrence Jones at Vanderbilt	2-12-11
25	Terrence Jones vs. ETSU	11-12-10
25	Brandon Knight at Louisville	12-31-10
25	Julius Randle at Ole Miss	2-18-14
25	Karl Towns vs. Notre Dame	3-28-15
25	John Wall vs. UConn	12-9-09

Active: 33, Jamal Murray vs. Ohio St. (12-19-15)
SEC: 35, Terrence Jones vs. Auburn (1-11-11)
Postseason: 30, Brandon Knight vs. WVU (3-19-11)
SEC Tourney: 23, John Wall vs. Alabama (3-12-10)
NCAA Tourney: 30, Brandon Knight vs. WVU (3-19-11)
Rupp Arena: 35, Terrence Jones vs. Auburn (1-11-11)
On the Road: 27, Terrence Jones at LSU (1-28-12)
SEC Road: 27, Terrence Jones at LSU (1-28-12)
Ranked Opp.: 30, Brandon Knight vs. WVU (3-19-11)
Freshman: 35, Terrence Jones vs. Auburn (1-11-11)
Sophomore: 27, Terrence Jones at LSU (1-28-12)
Junior: 24, Darius Miller vs. Florida (2-26-11)
Senior: 25, Alex Poythress at Alabama (1-9-16)
Opener: 25, Terrence Jones vs. ETSU (11-12-10)
SEC Opener: 26, Aaron Harrison vs. Ole Miss (1-6-15)
***In some cases, the most recent occurrence is listed*

MOST POINTS IN AN SEC GAME

Pts.	Player vs. Opponent	Date
35	Terrence Jones vs. Auburn	1-11-11
28	Anthony Davis vs. Vanderbilt	2-25-12
27	DeMarcus Cousins at S. Carolina	1-26-10
27	Anthony Davis vs. Arkansas	1-17-12
27	Terrence Jones at LSU	1-28-12
26	Aaron Harrison vs. Ole Miss	1-6-15
26	Andrew Harrison vs. Tennessee	1-18-14
26	Brandon Knight at Arkansas	2-23-11
26	Kyle Wiltjer at Ole Miss	1-29-13
26	James Young vs. Miss. State	1-8-14
25	Alex Poythress at Alabama	1-9-16
25	Eric Bledsoe at Florida	1-12-10
25	Terrence Jones at Vanderbilt	2-12-11
25	Julius Randle at Ole Miss	2-18-14
25	Eric Bledsoe at Florida	1-12-10
25	Terrence Jones at Vanderbilt	2-12-11
25	Julius Randle at Ole Miss	2-18-14

MOST POINTS IN A HALF

Pts.	Player vs. Opponent	Date
27	Jamal Murray² vs. Ohio State	12-19-15
23	Julius Randle ² vs. Mich. State	11-12-13
22	Eric Bledsoe ² vs. Morehead St.	11-13-09
22	Terrence Jones ² vs. Auburn	1-11-11
20	DeMarcus Cousins ² vs. Asheville	11-30-09
20	Terrence Jones ² at Georgia	1-8-11
19	Archie Goodwin ² at Louisville	12-29-12
19	Aaron Harrison ¹ vs. R. Morris	11-17-13
19	John Wall ² vs. UConn	12-9-09
18	DeMarcus Cousins ¹ vs. Sam Houston	11-19-09
18	Anthony Davis ² vs. Louisville	12-31-11
18	Anthony Davis ¹ at S. Carolina	2-4-12

18	Josh Harrellson ² at Louisville	12-31-10
18	Aaron Harrison ² vs. Belmont	12-21-13
18	Aaron Harrison ² at Florida	2-7-15
18	Skal Labissiere¹ vs. Albany	11-14-15
18	Kyle Wiltjer ² vs. Loyola	12-22-11

¹ - First Half; ² - Second Half

MOST POINTS OFF THE BENCH

Pts.	Player vs. Opponent	Date
35	Terrence Jones vs. Auburn	1-11-11
32	Doron Lamb vs. Winthrop	12-22-10
26	Kyle Wiltjer at Ole Miss	1-29-13
24	Doron Lamb at North Carolina	12-4-10
24	Kyle Wiltjer vs. Loyola	12-22-11
23	Kyle Wiltjer vs. Lipscomb	12-15-12
20	Doron Lamb vs. ETSU	11-12-10
20	Doron Lamb at Ole Miss	2-1-11

MOST 3-POINTERS MADE

3's	Player vs. Opponent	Date
8	Eric Bledsoe vs. ETSU	3-18-10
7	Jamal Murray vs. Ohio St.	12-19-15
7	Doron Lamb vs. Winthrop	12-22-10
7	Kyle Wiltjer vs. Lipscomb	12-15-12
7	Kyle Wiltjer vs. Lafayette	11-16-12

MOST FREE THROWS

FTs	Player vs. Opponent	Date
13	Julius Randle vs. Belmont	12-21-13
13	Julius Randle at Ole Miss	2-18-14
12	Anthony Davis vs. Louisville	12-31-11
12	Archie Goodwin vs. Morehead St.	11-21-12
12	Archie Goodwin at Ole Miss	1-29-13
12	Dakari Johnson vs. UT Arlington	11-25-14

MOST REBOUNDS

Rebs	Player vs. Opponent	Date
19	Michael Kidd-Gilchrist vs. Louisville	12-31-11
18	DeMarcus Cousins vs. S. Houston	11-19-09
18	DeMarcus Cousins vs. Louisville	1-2-10
18	Anthony Davis vs. Chattanooga	12-17-11
18	Patrick Patterson vs. Rider	11-21-09
17	Terrence Jones at Washington	11-23-10
17	Terrence Jones vs. N. Dame	12-8-10
16	Anthony Davis vs. Kansas	4-2-12
16	Anthony Davis vs. UALR	1-3-12
16	Nerlens Noel vs. Baylor	12-1-12
16	Julius Randle vs. UNC Asheville	11-8-13
16	Julius Randle vs. LSU	3-14-14
15	DeMarcus Cousins vs. Tennessee	3-13-10
15	Anthony Davis vs. St. John's	12-1-11
15	Terrence Jones vs. UConn	4-2-11
15	Julius Randle vs. R. Morris	11-17-13
15	Julius Randle vs. Cleveland St.	11-25-13
15	Julius Randle vs. LSU	2-22-14
15	Julius Randle at S. Carolina	3-1-14
15	Julius Randle vs. Kansas State	3-21-14

Active: 13, Alex Poythress vs. Eastern Kentucky, 12-9-15
SEC: 15, Julius Randle vs. LSU, 2-22-14
Postseason: 16, Julius Randle vs. LSU, 3-14-14
SEC Tourney: 16, Julius Randle vs. LSU, 3-14-14
NCAA Tourney: 16, Anthony Davis vs. Kansas, 4-2-12
Rupp Arena: 19, Michael Kidd-Gilchrist vs. Louisville, 12-31-11
On the Road: 17, Terrence Jones at Washington, 11-23-10
SEC Road: 15, Julius Randle at S. Carolina, 3-1-14
Ranked Opp.: 19, Michael Kidd-Gilchrist vs. Louisville, 12-31-11
Freshman: 19, Michael Kidd-Gilchrist vs. Louisville, 12-31-11
Sophomore: 13, Dakari Johnson vs. G. Canyon, 11-14-14
Junior: 18, Patrick Patterson vs. Rider, 11-21-09
Senior: 14, Josh Harrellson at Arkansas, 2-23-11
Opener: 16, Julius Randle vs. UNC Ash., 11-8-13
SEC Opener: 12, Willie Cauley-Stein vs. Ole Miss, 1-6-15)
***In some cases, the most recent occurrence is listed*

MOST OFFENSIVE REBOUNDS

Rebs	Player vs. Opponent	Date
9	Willie Cauley-Stein vs. Arkansas	2-27-14
9	DeMarcus Cousins vs. Ole Miss	2-2-10
9	Patrick Patterson vs. Rider	11-21-09
8	DeMarcus Cousins vs. S. Houston	11-19-09
8	DeMarcus Cousins vs. Vanderbilt	1-30-10
8	Dakari Johnson vs. G. Canyon	11-14-14
8	Patrick Patterson at Indiana	12-12-09

CALIPARI ERA SINGLE-GAME INDIVIDUAL RECORDS

MOST DEFENSIVE REBOUNDS

Rebs	Player vs. Opponent	Date
15	Terrence Jones vs. Notre Dame	12-8-10
14	DeMarcus Cousins vs. Louisville	1-2-10
13	Anthony Davis vs. Chattanooga	12-17-11
13	Anthony Davis vs. LSU	3-9-12
13	Michael Kidd-Gilchrist vs. Louisville	12-31-11
13	Terrence Jones vs. Washington	11-23-10
12	Anthony Davis vs. UALR	1-3-12
12	Anthony Davis vs. Louisville	3-31-12
12	Anthony Davis vs. Kansas	4-2-12
12	Julius Randle vs. Kansas State	3-21-14
12	Karl-Anthony Towns vs. Georgia	2-3-15

MOST ASSISTS

Assts.	Player vs. Opponent	Date
16	John Wall vs. Hartford	12-29-09
14	John Wall vs. UNC Asheville	11-30-09
11	John Wall vs. Rider	11-21-09
11	John Wall vs. E. Tennessee St.	3-18-10
10	Julius Mays vs. Lafayette	11-16-12
10	Marquis Teague vs. Florida	2-7-12
10	Tyler Ulis vs. Ole Miss	1-2-16
9	Archie Goodwin vs. LIU-Brook.	11-23-12
9	Andrew Harrison vs. Georgia	3-15-14
9	Andrew Harrison vs. Auburn	2-21-15
9	Brandon Knight vs. S. Carolina	2-19-11
9	DeAndre Liggins vs. Winthrop	12-22-10
9	Marquis Teague vs. Arkansas	1-17-12
9	Tyler Ulis at UCLA	12-3-15
9	John Wall vs. Vanderbilt	1-30-10
9	John Wall vs. Tennessee	3-13-10
9	John Wall vs. Mississippi St.	3-14-10

Active: 10, Tyler Ulis vs. Ole Miss, 1-2-16
SEC: 10, Tyler Ulis vs. Ole Miss, 1-2-16
Postseason: 11, John Wall vs. E. Tennessee St., 3-18-10
SEC Tourney: 9, Andrew Harrison vs. Georgia, 3-15-14
NCAA Tourney: 11, John Wall vs. E. Tenn. St., 3-18-10
Rupp Arena: 16, John Wall vs. Hartford, 12-29-09
On the Road: 9, Tyler Ulis at UCLA, 12-3-15
SEC Road: 8, Tyler Ulis at Auburn, 1-16-16
Ranked Opp.: 8, Tyler Ulis vs. N. Carolina, 12-13-14
Freshman: 16, John Wall vs. Hartford, 12-29-09
Sophomore: 10, Tyler Ulis vs. Ole Miss, 1-2-16
Junior: 9, DeAndre Liggins vs. Winthrop, 12-22-10
Senior: 10, Julius Mays vs. Lafayette, 11-16-12
Opener: 8, Jamal Murray, vs. Albany, 11-13-15
SEC Opener: 10, Tyler Ulis vs. Ole Miss, 1-2-16

***In some cases, the most recent occurrence is listed*

MOST POINTS-REBOUNDS-ASSISTS

P-R-A	Player vs. Opponent	Date
47 (27-17-3)	Terrence Jones vs. Notre Dame	12-8-10
45 (27-18-0)	DeMarcus Cousins vs. Sam Houston	11-19-09
45 (29-13-3)	Terrence Jones vs. Oklahoma	11-22-10
44 (24-19-1)	Michael Kidd-Gilchrist vs. Louisville	12-31-11
42 (35-8-0)	Terrence Jones vs. Auburn	1-11-11
41 (27-14-0)	Anthony Davis vs. Arkansas	1-17-12
41 (27-13-1)	Julius Randle vs. Michigan State	11-12-13
41 (26-10-5)	James Young vs. Mississippi State	1-8-14
40 (22-9-9)	Archie Goodwin vs. LIU-Brooklyn	11-23-12
40 (23-16-1)	Julius Randle vs. UNC Asheville	11-8-13
39 (27-12-0)	DeMarcus Cousins at South Carolina	1-26-10
39 (18-18-3)	DeMarcus Cousins vs. Louisville	1-2-10
39 (28-11-0)	Anthony Davis vs. Vanderbilt	2-25-12
39 (22-16-1)	Anthony Davis vs. UALR	1-3-12
39 (23-14-2)	Josh Harrellson at Louisville	12-31-10
39 (25-12-2)	Terrence Jones vs. ETSU	11-12-10
39 (26-8-5)	Brandon Knight at Arkansas	2-23-11
39 (29-10-0)	Julius Randle vs. Belmont	12-21-13
39 (22-14-3)	Julius Randle vs. Northern Ky.	11-10-13
38 (28-6-4)	Archie Goodwin vs. Morehead St.	11-21-12
38 (19-18-1)	Patrick Patterson vs. Rider	11-21-09
38 (25-13-0)	Julius Randle at Ole Miss	2-18-14
38 (21-6-11)	John Wall vs. Rider	11-21-09

MOST MINUTES WITHOUT A TURNOVER

Mins.	Player vs. Opponent	Date
44	Darius Miller at Arkansas	2-23-11
41	Aaron Harrison vs. LSU	2-22-14
40	Tyler Ulis vs. Duke	11-17-15
40	Aaron Harrison vs. Ole Miss	1-6-15
40	Alex Poythress vs. Missouri	2-23-13
39	Anthony Davis vs. Alabama	1-21-12
39	Ryan Harrow at Louisville	12-29-12
39	Michael Kidd-Gilchrist vs. Louisville	12-31-11
39	Nerlens Noel vs. Texas A&M	1-12-13

MOST BLOCKED SHOTS

Blks.	Player vs. Opponent	Date
12	Nerlens Noel at Ole Miss	1-29-13
9	Willie Cauley-Stein vs. Boise State	12-10-13
9	Willie Cauley-Stein vs. Providence	12-1-13
8	Anthony Davis at S. Carolina	2-4-12
8	Anthony Davis vs. St. John's	12-1-11
8	Nerlens Noel at Alabama	1-22-13
7	Willie Cauley-Stein vs. E. Michigan	11-27-13
7	Willie Cauley-Stein vs. Missouri	2-23-13
7	Anthony Davis vs. WKU	3-15-12
7	Anthony Davis at Vanderbilt	2-11-12
7	Anthony Davis vs. Tennessee	1-31-12
7	Anthony Davis vs. Arkansas	1-17-12
7	Anthony Davis vs. S. Carolina	1-7-12
7	Anthony Davis vs. Kansas	11-15-11
7	Nerlens Noel at Auburn	1-19-13
7	Nerlens Noel vs. Texas A&M	1-12-13
7	Nerlens Noel vs. Lipscomb	12-15-12
7	Nerlens Noel vs. Portland	12-8-12
7	Karl-Anthony Towns vs. Vanderbilt	1-20-15

Active: 5, Marcus Lee vs. Arizona State, 12-12-15
SEC: 12, Nerlens Noel at Ole Miss, 1-29-13
Postseason: 7, Anthony Davis vs. WKU, 3-15-12
SEC Tourney: 6, Anthony Davis vs. LSU, 3-11-12
NCAA Tourney: 7, Anthony Davis vs. WKU, 3-15-12
Rupp Arena: 9, Willie Cauley-Stein vs. Boise St., 12-10-13
On the Road: 12, Nerlens Noel at Ole Miss, 1-29-13
SEC Road: 12, Nerlens Noel at Ole Miss, 1-29-13
Ranked Opp.: 12, Nerlens Noel at Ole Miss, 1-29-13
Freshman: 12, Nerlens Noel at Ole Miss, 1-29-13
Sophomore: 9, Willie Cauley-Stein vs. Boise St., 12-10-13
Junior: 5, Marcus Lee vs. Arizona State, 12-12-15
Senior: 6, Josh Harrellson vs. Penn., 1-3-11
Opener: 5, Anthony Davis vs. Marist, 11-11-11
SEC Opener: 7, Anthony Davis vs. S. Carolina, 1-7-12

***In some cases, the most recent occurrence is listed*

MOST STEALS

Stls.	Player vs. Opponent	Date
6	Willie Cauley-Stein vs. Georgia	1-25-14
6	Nerlens Noel vs. Baylor	12-1-12
6	John Wall vs. UConn	12-9-09
6	John Wall vs. UNC Asheville	11-30-09
6	Tyler Ulis vs. Ole Miss	1-2-16
5	Willie Cauley-Stein vs. Texas	12-5-14
5	Aaron Harrison vs. Arkansas	2-28-15
5	DeAndre Liggins vs. Tennessee	2-8-11
5	Darius Miller at Portland	11-19-10

Active: 6, Tyler Ulis vs. Ole Miss, 1-2-16
SEC: 6, Tyler Ulis vs. Ole Miss, 1-2-16
Postseason: 5, John Wall vs. Miss. State, 3-14-10
SEC Tourney: 5, John Wall vs. Miss. State, 3-14-10
NCAA Tourney: 4, Andrew Harrison vs. W. Virginia, 3-26-15
Rupp Arena: 6, Tyler Ulis vs. Ole Miss, 1-2-16
On the Road: 5, Darius Miller at Portland, 11-19-10
SEC Road: 3, Jamal Murray, at Auburn, 1-16-16
Ranked Opp.: 5, Aaron Harrison vs. Arkansas, 2-28-15
Freshman: 6, Nerlens Noel vs. Baylor, 12-1-12
Sophomore: 6, Tyler Ulis vs. Ole Miss, 1-2-16
Junior: 5, Willie Cauley-Stein vs. Texas, 12-5-14
Senior: 4, Josh Harrellson vs. Princeton, 3-17-11
Opener: 4, Aaron Harrison vs. UNC Asheville, 11-8-13
SEC Opener: 6, Tyler Ulis vs. Ole Miss, 1-2-16

***In some cases, the most recent occurrence is listed*

CALIPARI ERA SINGLE-GAME SCORING RECORDS

MOST POINTS

Pts.(Score)	Opp.	Date
110 (110-75)	Auburn	2/21/15
108 (108-58)	Marist	11/11/11
105 (105-76)	UT Arlington	11/19/13
104 (104-75)	LIU Brooklyn	11/23/12
104 (104-61)	Hartford	12/29/09
102 (102-90)	vs. Indiana	3/23/12
102 (102-92)	Sam Houston	11/19/09
101 (101-49)	Lafayette	11/16/12
101 (101-70)	Arkansas	1/23/10
100 (100-71)	vs. ETSU	3/18/10

MOST PTS. IN RUPP ARENA WIN

Pts.(Score)	Opp.	Date
110 (110-75)	Auburn	2/21/15
108 (108-58)	Marist	11/11/11
105 (105-76)	UT Arlington	11/19/13
104 (104-75)	LIU Brooklyn	11/23/12
104 (104-61)	Hartford	12/29/09
102 (102-92)	Sam Houston	11/19/09
101 (101-49)	Lafayette	11/16/12
101 (101-70)	Arkansas	1/23/10
93 (93-80)	Belmont	12/21/13
93 (93-63)	Northern Ky.	11/10/13

FEWEST POINTS IN NCAA TOURNEY

Pts.(Score)	Opp.	Date
54 (54-60)	vs. UConn	4/7/14
55 (55-56)	vs. UConn	4/2/11
56 (56-49)	vs. Kansas St.	3/21/14
59 (59-57)	vs. Princeton	3/17/11
62 (62-60)	vs. Ohio State	3/25/11
62 (62-45)	vs. Cornell	3/25/10
64 (64-71)	vs. Wisconsin	4/4/15
64 (64-51)	vs. Cincinnati	3/21/15
66 (66-73)	vs. W. Virginia	3/27/10
67 (67-59)	vs. Kansas	4/2/12

MOST POINTS IN A LOSS

Pts.(Score)	Opp.	Date
85 (85-87)	at Arkansas	1/14/14
82 (82-87)	at LSU	1/28/14
77 (77-82)	at N. Carolina	12/14/13
77 (77-80)	at Louisville	12/19/12
77 (77-87)	at UCLA	12/3/15
76 (76-77)	at Arkansas	2/23/11
74 (74-78)	vs. Michigan St.	11/12/13
73 (73-75)	at N. Carolina	12/4/10
72 (72-73)	at Indiana	12/10/11
71 (71-83)	Texas A&M	1/12/13

MOST PTS. IN ROAD GAME WIN

Pts.(Score)	Opp.	Date
90 (90-73)	at Indiana	12/12/09
89 (89-77)	at Florida	1/12/10
87 (87-74)	at Ole Miss	1/29/13
86 (86-52)	at S. Carolina	2/4/12
84 (84-79)	at Missouri	2/1/14
84 (84-70)	at Ole Miss	2/18/14
81 (81-55)	at LSU	2/6/10
81 (81-75)	at Miss. State	2/16/10
80 (80-69)	at Georgia	3/3/10
78 (78-63)	at Louisville	12/31/10

FEWEST PTS. IN SEC TOURNEY

Pts.(Score)	Opp.	Date
48 (48-64)	vs. Vanderbilt	3/15/13
60 (60-61)	vs. Florida	3/16/14
60 (60-51)	vs. LSU	3/9/12
64 (64-49)	vs. Florida	3/13/15
64 (64-71)	vs. Vanderbilt	3/11/12
70 (70-58)	vs. Georgia	3/15/14
70 (70-54)	vs. Florida	3/13/11
72 (72-58)	vs. Alabama	3/12/11
73 (73-67)	vs. Alabama	3/12/10
74 (74-71)	vs. Florida	3/10/12
74 (74-45)	vs. Tennessee	3/13/10

MOST POINTS IN A WIN OVER RANKED TEAM

Pts.(Score)	Opp.	Date
102 (102-90)	vs. Indiana	3/23/12
87 (87-74)	at Ole Miss	1/29/13
85 (85-72)	Vanderbilt	1/30/10
85 (85-75)	Ole Miss	2/2/10
84 (84-70)	North Carolina	12/13/14
84 (84-67)	Arkansas	2/28/15
82 (82-70)	vs. Baylor	3/25/12
78 (78-63)	vs. Arkansas	3/15/15
78 (78-39)	vs. West Virginia	3/26/15
78 (78-76)	vs. Wichita St.	3/23/14
78 (78-58)	Florida	2/7/12
78 (78-63)	at Louisville	12/31/10

MOST POINTS/HALF

Pts.	Opp.	Date
63 ²	Marist	11/11/11
63 ²	UT Arlington	11/19/13
58 ²	Auburn	2/21/15
57 ¹	Arkansas	1/23/10
57 ¹	Hartford	12/29/09
56 ¹	Drexel	12/21/09
55 ¹	LIU-Brooklyn	11/23/12
55 ¹	UT Arlington	11/25/14
54 ¹	vs. East Tenn. State	3/18/10
53 ¹	Sam Houston	11/19/09
53 ²	Penn	1/3/11

¹ - First Half; ² - Second Half

FEWEST PTS. IN RUPP ARENA

Pts.(Score)	Opp.	Date
55 (55-64)	Baylor	12/1/12
56 (56-46)	Columbia	12/10/14
58 (58-38)	Providence	11/30/14
61 (61-57)	Florida	3/9/13

FEWEST PTS. IN ROAD GAME

Pts.(Score)	Opp.	Date
50 (50-64)	at Notre Dame	11/29/12
52 (52-69)	at Florida	2/12/13
55 (55-48)	at Alabama	3/4/14
55 (55-59)	at Alabama	1/22/13
57 (57-59)	at R. Morris	3/19/13
57 (57-44)	at Georgia	1/24/12
58 (58-50)	at Louisville	12/27/14
58 (58-43)	at S. Carolina	1/24/14
58 (58-88)	at Tennessee	2/16/13
58 (58-56)	at Vanderbilt	2/20/10

MOST PTS. AT NEUTRAL SITE

Pts.(Score)	Opp.	Date
102 (102-90)	vs. Indiana	3/23/12
100 (100-71)	vs. ETSU	3/18/10
94 (94-57)	vs. UNC Ash.	11/30/09
91 (91-67)	vs. Auburn	3/14/15
90 (90-60)	vs. Wake Forest	3/20/10
87 (87-71)	vs. Iowa State	3/17/12
85 (85-67)	vs. LSU	3/14/14
85 (85-47)	vs. Penn State	11/19/11
84 (84-63)	vs. South Florida	11/27/15
83 (83-44)	vs. UCLA	12/20/14

FEWEST POINTS

Pts.(Score)	Opp.	Date
48 (48-64)	vs. Vanderbilt	3/15/13
50 (50-64)	at Notre Dame	11/29/12
52 (52-69)	at Florida	2/12/13
54 (54-60)	vs. UConn	4/7/14
55 (55-48)	Alabama	3/4/14
55 (55-64)	Baylor	12/1/12
55 (55-59)	at Alabama	1/22/13
55 (55-56)	vs. UConn	4/2/11
56 (56-46)	Columbia	12/10/14
56 (56-49)	vs. Kansas St.	3/21/14

FEWEST POINTS/HALF

Pts.	Opp.	Date
19 ²	at Georgia	1/24/12
21 ¹	vs. UConn	4/2/11
22 ¹	at Tennessee	3/6/11
22 ²	at Alabama	1/22/13
22 ²	at Louisville	12/27/14
23 ¹	vs. UConn	12/9/09
23 ¹	vs. Vanderbilt	3/15/13
23 ²	vs. Maryland	11/9/12
23 ²	vs. UConn	4/7/14
23 ¹	Columbia	12/10/14

¹ - First Half; ² - Second Half

MOST PTS. IN NCAA TOURNEY

Pts.(Score)	Opp.	Date
102 (102-90)	vs. Indiana	3/23/12
100 (100-71)	vs. ETSU	3/18/10
90 (90-60)	vs. Wake Forest	3/20/10
87 (87-71)	vs. Iowa State	3/17/12
82 (82-70)	vs. Baylor	3/25/12
81 (81-66)	vs. WKU	3/15/12
79 (79-56)	vs. Hampton	3/19/15
78 (78-39)	vs. West Virginia	3/26/15
78 (78-76)	vs. Wichita St.	3/23/14
76 (76-69)	vs. N. Carolina	3/27/11

FEWEST POINTS IN A WIN

Pts.(Score)	Opp.	Date
55 (55-48)	Alabama	3/4/14
56 (56-46)	Columbia	12/10/14
56 (56-49)	vs. Kansas St.	3/21/14
57 (57-44)	at Georgia	1/24/12
58 (58-38)	Providence	11/30/14
58 (58-50)	at Louisville	12/27/14
58 (58-43)	at S. Carolina	1/24/14
58 (58-56)	at Vanderbilt	2/20/10
59 (59-57)	vs. Princeton	3/17/11
60 (60-58)	at Vanderbilt	1/10/13
60 (60-51)	vs. LSU	3/9/12

MOST PTS. IN SEC TOURNEY

Pts.(Score)	Opp.	Date
91 (91-67)	vs. Auburn	3/14/15
85 (85-67)	vs. LSU	3/14/14
78 (78-63)	vs. Arkansas	3/15/15
75 (75-66)	vs. Ole Miss	3/11/11
75 (75-74)	vs. Miss. State	3/14/10
74 (74-71)	vs. Florida	3/10/12
74 (74-45)	vs. Tennessee	3/13/10
72 (72-58)	vs. Alabama	3/12/11
73 (73-67)	vs. Alabama	3/12/10
70 (70-58)	vs. Georgia	3/15/14
70 (70-54)	vs. Florida	3/13/11

FEWEST PTS. AT NEUTRAL SITE

Pts.(Score)	Opp.	Date
48 (48-64)	vs. Vanderbilt	3/15/13
54 (54-60)	vs. UConn	4/7/14
55 (55-56)	vs. UConn	4/2/11
56 (56-49)	vs. Kansas St.	3/21/14
59 (59-57)	vs. Princeton	3/17/11
60 (60-61)	vs. Florida	3/16/14
60 (60-51)	vs. LSU	3/9/12
62 (62-67)	vs. Baylor	12/6/13
62 (62-52)	vs. ODU	11/20/11
62 (62-60)	vs. Ohio State	3/25/11
62 (62-45)	vs. Cornell	3/25/10

CALIPARI ERA LARGEST MARGINS

VICTORY MARGINS

Margin (Score)	Opponent	Date
+58 (86-28)	Montana State	11/13/14
+52 (101-49)	Lafayette	11/16/12
+50 (108-58)	Marist	11/11/11
+49 (86-37)	Missoui	1/13/15
+48 (92-44)	UT Arlington	11/25/14
+48 (88-40)	Radford	11/23/11
+44 (88-44)	Drexel	12/21/09
+43 (104-61)	Hartford	12/29/09
+40 (85-45)	Grand Canyon	11/14/14
+39 (83-44)	vs. UCLA	12/20/14
+39 (78-39)	vs. W. Virginia	3/26/15

IN RUPP ARENA

Margin (Score)	Opponent	Date
+58 (86-28)	Montana State	11/13/14
+52 (101-49)	Lafayette	11/16/12
+50 (108-58)	Marist	11/11/11
+49 (86-37)	Missoui	1/13/15
+48 (92-44)	UT Arlington	11/25/14
+48 (88-40)	Radford	11/23/11
+44 (88-44)	Drexel	12/21/09
+43 (104-61)	Hartford	12/29/09
+40 (85-45)	Grand Canyon	11/14/14
+38 (87-49)	Robert Morris	11/17/13
+38 (88-50)	Lipscomb	12/15/12
+38 (82-44)	LSU	1/15/11

IN SEC PLAY

Margin (Score)	Opponent	Date
+49 (86-37)	Missoui	1/13/15
+38 (82-44)	LSU	1/15/11
+35 (110-75)	Auburn	2/21/15
+34 (77-43)	South Carolina	2/14/15
+34 (86-52)	at South Carolina	2/4/12
+31 (90-59)	South Carolina	2/19/11
+31 (101-70)	Arkansas	1/23/10
+30 (43-36)	Mississippi State	2/27/13
+30 (79-49)	Georgia	3/1/12
+26 (81-55)	at LSU	2/6/10

ON THE ROAD

Margin (Score)	Opponent	Date
+34 (86-52)	at South Carolina	2/4/12
+31 (79-48)	at Portland	11/19/10
+26 (81-55)	at LSU	2/6/10
+24 (74-50)	at LSU	1/28/12
+22 (70-48)	at Alabama	1/17/15
+22 (75-53)	at Auburn	1/19/13
+18 (66-48)	at Tennessee	2/17/15
+18 (74-56)	at Mississippi State	2/25/15
+17 (90-73)	at Indiana	12/12/09

NEUTRAL SITE

Margin (Score)	Opponent	Date
+39 (83-44)	vs. UCLA	12/20/14
+39 (78-39)	vs. W. Virginia	3/26/15
+38 (85-47)	vs. Penn State	11/19/11
+32 (72-40)	vs. Kansas	11/18/14
+30 (90-60)	vs. Wake Forest	3/20/10
+29 (74-45)	vs. Tennessee	3/13/10
+29 (100-71)	vs. ETSU	3/18/10
+24 (91-67)	vs. Auburn	3/14/15
+23 (79-56)	vs. Hampton	3/19/15
+22 (73-52)	vs. Little Rock	1/3/12

ON THE ROAD IN THE SEC

Margin (Score)	Opponent	Date
+34 (86-52)	at South Carolina	2/4/12
+26 (81-55)	at LSU	2/6/10
+24 (74-50)	at LSU	1/28/12
+22 (75-53)	at Auburn	1/19/13
+22 (70-48)	at Alabama	1/17/15
+18 (66-48)	at Tennessee	2/17/15
+18 (74-56)	at Mississippi State	2/25/15
+16 (77-61)	at Alabama	1/9/16
+16 (69-53)	at Missouri	1/29/15
+15 (68-53)	at Auburn	1/11/12
+15 (74-59)	at Florida	3/4/12
+15 (58-43)	at South Carolina	1/24/15

SEC TOURNAMENT

Margin (Score)	Opponent	Date
+29 (74-45)	vs. Tennessee	3/13/10
+24 (91-67)	vs. Auburn	3/14/15
+18 (85-67)	vs. LSU	3/14/14
+16 (70-54)	vs. Florida	3/13/11
+15 (64-49)	vs. Florida	3/13/15
+15 (78-63)	vs. Arkansas	3/15/15
+14 (72-58)	vs. Alabama	3/12/11
+12 (70-58)	vs. Georgia	3/15/14
+9 (60-51)	vs. LSU	3/9/12
+9 (75-66)	vs. Ole Miss	3/11/11

NCAA TOURNAMENT

Margin (Score)	Opponent	Date
+39 (78-39)	vs. W. Virginia	3/26/15
+30 (90-60)	vs. Wake Forest	3/20/10
+29 (100-71)	vs. ETSU	3/18/10
+23 (79-56)	vs. Hampton	3/19/15
+17 (62-45)	vs. Cornell	3/25/10
+16 (87-71)	vs. Iowa State	3/17/12
+15 (81-66)	vs. WKU	3/15/12
+13 (64-51)	vs. Cincinnati	3/21/15
+12 (102-90)	vs. Indiana	3/23/12
+12 (82-70)	vs. Baylor	3/25/12

KENTUCKY'S 100-POINT GAMES

Points (Score)	Opponent	Date
110 (110-75)	Auburn	2/21/15
108 (108-58)	Marist	11/11/11
105 (105-76)	UT Arlington	11/19/13
104 (104-61)	Hartford	12/29/09
104 (104-75)	LIU Brooklyn	11/23/12
102 (102-92)	Rider	11/21/09
102 (102-90)	Indiana	3/23/12
101 (101-70)	Arkansas	1/23/10
101 (101-49)	Lafayette	11/16/12
100 (100-71)	E. Tennessee St.	3/18/10

YEAR BY YEAR 100-POINT SCORING GAMES

Year	No.
2010	4
2011	0
2012	2
2013	2
2014	1
2015	1
2016	0

CALIPARI ERA SINGLE-GAME TEAM RECORDS

MOST FIELD GOALS

FGs.	Opp.	Date
46	Marist	11/11/11
44	Auburn	2/21/15
42	LIU-Brooklyn	11/23/12
41	Hartford	12/29/09
40	Lafayette	11/16/12
38	Wake Forest	3/20/10
37	Arkansas	1/23/10
36	Sam Houston	11/19/09
36	vs. UNC Ashe.	11/30/09
36	at Florida	1/12/10

FEWEST FIELD GOALS

FGs.	Opp.	Date
14	at S. Carolina	3/1/14
16	Alabama	3/4/14
17	Louisville	12/31/11
17	at Auburn	2/12/14
18	vs. LSU	3/9/12
18	vs. Vanderbilt	3/15/13
18	vs. Florida	3/16/14
18	vs. UConn	4/7/14
18	at Texas A&M	1/10/15
18	at S. Carolina	1/24/15

MOST FIELD-GOAL ATTEMPTS

FGs.	Opp.	Date
77	Arkansas	1/23/10
76	Arkansas	2/27/14
75	Marist	11/11/11
73	at LSU	1/28/14
72	at Auburn	1/16/16
71	at Georgia	1/8/11
71	at Arkansas	2/23/11
71	Baylor	12/1/12
70	at Florida	1/12/10
70	LSU	1/15/11
70	Grand Canyon	11/14/14

FEWEST FIELD-GOAL ATTEMPTS

FGs.	Opp.	Date
39	at S. Carolina	1/24/15
40	at R. Morris	3/19/13
41	Tennessee	1/31/12
41	Alabama	1/31/15
42	vs. Cleveland St.	11/24/09
42	vs. LSU	3/9/12
42	vs. Providence	12/1/13
42	Florida	2/15/14
43	at Auburn	1/16/10
43	at Arkansas	3/2/13

MOST FREE THROWS

FTs.	Opp.	Date
35	vs. Indiana	3/23/12
33	at S. Carolina	3/1/14
32	Louisville	12/31/11
31	Indiana	12/11/10
31	Morehead St.	11/21/12
30	vs. Baylor	3/25/12
30	UNC Asheville	11/8/13
30	vs. Auburn	3/14/15
29	at N. Carolina	12/14/13
29	Illinois State	11/30/15

FEWEST FREE THROWS

FTs.	Opp.	Date
4	vs. UConn	4/2/11
6	vs. Princeton	3/17/11
6	at Alabama	1/22/13
6	at Florida	2/12/13
6	vs. Michigan	3/30/14
7	vs. Wake Forest	3/20/10
7	at Georgia	1/24/12
7	at Florida	3/4/12
7	vs. UCLA	12/20/14
7	at LSU	2/10/15

MOST FREE-THROW ATTEMPTS

FTs.	Opp.	Date
48	UNC Asheville	11/8/13
46	Illinois State	11/30/15
44	Indiana	12/11/10
44	vs. Baylor	3/25/12
43	Louisville	12/31/11
43	at N. Carolina	12/14/13
42	at S. Carolina	3/1/14
41	Morehead St.	11/21/12
41	vs. LSU	3/14/14
40	Alabama	1/21/12
40	E. Michigan	11/27/13
40	at Arkansas	1/14/14
40	at Auburn	2/12/14
40	Ole Miss	1/6/15

FEWEST FREE-THROW ATTEMPTS

FTs.	Opp.	Date
10	vs. Wisconsin	4/4/15
11	vs. Princeton	3/17/11
11	Georgia	3/1/12
11	Florida	2/7/12
11	at Florida	3/4/12
11	at Alabama	1/22/13
11	at Florida	2/12/13
11	Mississippi St.	2/27/13
11	vs. Michigan	3/30/14
11	at LSU	2/10/15

MOST 3-POINTERS

3s.	Opp.	Date
15	vs. ETSU	3/18/10
15	Georgia	3/1/12
14	Hartford	12/29/09
13	ETSU	11/12/10
12	Vanderbilt	1/30/10
12	Winthrop	12/22/10
12	vs. N. Carolina	3/27/11
12	Chattanooga	12/17/11
12	vs. UCLA	12/20/14

FEWEST 3-POINTERS

3s.	Opp.	Date
1	vs. Alabama	3/12/10
1	Tennessee	1/31/12
1	vs. LSU	3/9/12
1	LSU	2/22/14
1	Texas	12/5/14

MOST 3-POINT ATTEMPTS

3s.	Opp.	Date
33	Arkansas	1/23/10
33	vs. ETSU	3/18/10
33	Chattanooga	12/17/11
32	vs. W. Virginia	3/27/10
28	Hartford	12/29/09
28	vs. Vanderbilt	3/11/12
28	Alabama	3/4/14
28	at Texas A&M	1/10/15
27	vs. UConn	4/2/11
27	Georgia	3/1/12

FEWEST 3-POINT ATTEMPTS

3s.	Opp.	Date
5	at Tennessee	1/14/12
5	vs. Wisconsin	4/5/14
5	vs. Wisconsin	4/4/15
6	Vanderbilt	1/20/15
6	Florida	3/7/15
7	at Indiana	12/10/11
7	vs. Louisville	3/31/12
7	Providence	11/30/14
7	at Missouri	1/29/15

MOST REBOUNDS

Rebs.	Opp.	Date
59	Arkansas	1/23/10
57	Louisville	12/31/11
56	Robert Morris	11/17/13
54	NJIT	11/14/15
53	at LSU	2/6/10
53	at Miss. State	2/16/10
53	Montana St.	11/23/14
53	at Texas A&M	1/10/15
52	E. Michigan	1/2/13
52	E. Michigan	11/27/13

FEWEST REBOUNDS

Rebs.	Opp.	Date
21	at Tennessee	2/16/13
21	Alabama	1/31/15
22	vs. Wisconsin	4/4/15
24	Tennessee	1/18/14
24	North Carolina	12/13/14
24	Georgia	2/3/15
25	at R. Morris	3/19/13
25	vs. Baylor	12/6/13
26	Mississippi St.	2/15/11
26	vs. Princeton	3/17/11

MOST OFFENSIVE REBOUNDS

Rebs.	Opp.	Date
26	Arkansas	2/27/14
24	vs. W. Virginia	3/27/10
24	Grand Canyon	11/14/14
22	Arkansas	1/23/10
22	at Auburn	2/2/14
22	NJIT	11/14/15
21	at Indiana	12/12/09
21	Baylor	12/1/12
21	at S. Carolina	3/1/14
21	Columbia	12/10/14

FEWEST OFFENSIVE REBOUNDS

Rebs.	Opp.	Date
3	at S. Carolina	1/24/14
5	Georgia	1/29/11
5	Mississippi State	2/15/11
5	Alabama	1/31/15
5	Georgia	2/3/15
6	at Florida	2/5/11
6	vs. Princeton	3/17/11
6	Tennessee	1/31/12
6	vs. Louisville	3/31/12
6	at Florida	3/8/14
6	vs. Wisconsin	4/4/15

MOST DEFENSIVE REBOUNDS

Rebs.	Opp.	Date
39	E. Michigan	1/2/13
39	Robert Morris	11/17/13
38	vs. Cleveland St.	11/24/09
38	EKU	12/7/14
38	vs. Hampton	3/19/15
37	Arkansas	1/23/10
37	Louisville	12/31/11
37	at Texas A&M	1/10/15
36	Marist	11/11/11
36	Radford	11/23/11

FEWEST DEFENSIVE REBOUNDS

Rebs.	Opp.	Date
9	at Tennessee	2/16/13
13	North Carolina	12/13/14
15	at Alabama	1/18/11
15	vs. Baylor	12/6/13
16	vs. UConn	11/24/10
16	at Auburn	1/11/12
16	Texas A&M	1/12/13
16	Alabama	1/31/15
16	vs. Wisconsin	4/4/15

CALIPARI ERA SINGLE-GAME TEAM RECORDS

MOST ASSISTS

Assts.	Opp.	Date
30	Hartford	12/29/09
28	vs. UNC Ash.	11/30/09
28	LIU-Brooklyn	11/23/12
25	vs. UCLA	12/20/14
25	Auburn	2/21/15
24	vs. ETSU	3/18/10
24	Marist	11/11/11
24	Boston	11/21/14
23	Lafayette	11/16/12
23	Samford	12/4/12

FEWEST ASSISTS

Assts.	Opp.	Date
5	LSU	2/22/14
6	Vanderbilt	3/1/11
7	vs. Washington	11/23/10
7	at Tennessee	1/14/12
7	Vanderbilt	2/20/13
7	vs. Vanderbilt	3/15/13
7	Boise State	12/10/13
7	at Auburn	2/12/14
7	Arkansas	2/27/14
7	vs. Florida	3/13/15
7	vs. Wisconsin	4/4/15

MOST TURNOVERS

TOS.	Opp.	Date
24	Morehead St.	11/13/09
23	Sam Houston	11/19/09
21	North Carolina	12/5/09
21	vs. ODU	11/20/11
21	Louisville	12/31/11
20	vs. Cleveland St.	11/24/09
20	E. Michigan	11/27/13
20	<i>Albany</i>	11/13/15

FEWEST TURNOVERS

TOS.	Opp.	Date
3	at S. Carolina	2/4/12
3	at Georgia	3/3/15
4	Portland	11/26/11
4	vs. Wisconsin	4/5/14
4	Columbia	12/10/14
5	Alabama	1/31/15

MOST BLOCKS

Blks.	Opp.	Date
18	St. John's	12/1/11
14	at Georgia	3/3/10
13	Marist	11/11/11
13	vs. Kansas	11/15/11
13	Arkansas	1/17/12
13	at Ole Miss	1/29/13
13	vs. UCLA	12/20/14

FEWEST BLOCKS

Blks.	Opp.	Date
1	at Florida	3/8/14
1	vs. Wisconsin	4/5/14
1	at Missouri	1/29/15
1	Alabama	1/31/15
1	<i>Wright State</i>	11/20/15
1	<i>at LSU</i>	1/5/16
2	vs. Notre Dame	12/8/10
2	at Georgia	3/7/13
2	vs. Vanderbilt	3/15/13
2	at Vanderbilt	1/11/14
2	vs. Georgia	3/15/14
2	vs. Louisville	3/28/14
2	at Florida	2/7/15
2	vs. <i>Ole Miss</i>	1/2/16

MOST STEALS

Stls.	Opp.	Date
15	Lafayette	11/16/12
13	vs. UConn	12/9/09
13	vs. <i>Ole Miss</i>	1/2/16
12	vs. UNC Ash.	11/30/09
12	Georgia	1/9/10
12	vs. Cornell	3/25/10
12	Portland	11/26/11
12	Lipscomb	12/15/12
12	Providence	11/30/14
12	North Carolina	12/13/14
12	<i>Boston U.</i>	11/24/15

FEWEST STEALS

Stls.	Opp.	Date
0	vs. Baylor	12/6/13
1	Florida	2/26/11
1	vs. W. Virginia	3/19/11
1	at R. Morris	3/19/13
1	vs. Michigan St.	11/12/13

MOST PERSONAL FOULS

Fls.	Opp.	Date
31	at N. Carolina	12/14/13
31	at Arkansas	1/14/14
29	at S. Carolina	3/1/14
28	Vanderbilt	1/30/10
27	vs. W. Virginia	3/27/10
27	<i>at UCLA</i>	12/3/15
26	at N. Carolina	12/4/10
26	at Georgia	3/7/13
26	Texas	12/5/14
26	at Texas A&M	1/10/15
26	vs. Auburn	3/14/15

FEWEST PERSONAL FOULS

Fls.	Opp.	Date
7	Hartford	12/29/09
8	vs. UNC Ash.	11/30/09
8	Drexel	12/21/09
8	Winthrop	12/22/10
8	vs. Princeton	3/17/11
8	vs. Florida	3/10/12
8	Lafayette	11/16/12
8	Montana St.	11/23/14

HIGHEST FIELD-GOAL PCT.

Pct.	Opp.	Date
.677	LIU-Brooklyn	11/23/12
.647	Auburn	2/21/15
.645	Lafayette	11/16/12
.643	vs. Providence	12/1/13
.614	South Carolina	2/5/13
.613	Marist	11/11/11
.603	Hartford	12/29/09
.603	vs. Wake Forest	3/20/10
.600	Sam Houston	11/19/09
.593	Boston	11/30/10

LOWEST FIELD-GOAL PCT.

Pct.	Opp.	Date
.269	at S. Carolina	3/1/14
.281	at Texas A&M	1/10/15
.296	Baylor	12/1/12
.298	Louisville	12/31/11
.309	at Auburn	2/12/14
.327	Alabama	3/4/14
.339	vs. UConn	4/2/11
.342	Arkansas	2/27/14
.343	vs. W. Virginia	3/27/10
.346	vs. Vanderbilt	3/15/13

HIGHEST FREE-THROW PCT.

Pct.	Opp.	Date
1.000	Austin Peay	12/19/09
1.000	Florida	2/7/12
.958	Tennessee	1/18/14
.955	at Florida	2/7/15
.946	vs. Indiana	3/23/12
.923	at Miss. State	2/25/15

.900	at Ole Miss	2/18/14
.900	vs. Wisconsin	4/4/15
.895	Drexel	12/21/09
.889	Tennessee	1/31/12
.889	at Alabama	1/17/15

min 10 attempts

LOWEST FREE-THROW PCT.

Pct.	Opp.	Date
.333	vs. UConn	4/2/11
.391	ETSU	11/12/10
.412	vs. Wake Forest	3/20/10
.471	Providence	11/30/14
.478	at Louisville	12/29/12
.500	vs. Oklahoma	11/22/10
.500	vs. Vanderbilt	3/15/13
.500	vs. Georgia	3/15/14
.500	vs. Ole Miss	1/2/16
.522	at LSU	1/5/16
.522	vs. Baylor	12/6/13

min 10 attempts

HIGHEST 3-POINT PERCENTAGE

Pct.	Opp.	Date
.692	Drexel	12/21/09
.667	Austin Peay	12/19/09
.636	vs. Michigan	3/30/14
.625	Boston	11/30/10
.600	Florida	2/7/12
.583	at Florida	2/5/11
.583	vs. Arkansas	3/15/15
.579	Lafayette	11/16/12
.571	at Missouri	2/1/14
.563	vs. Georgia	3/15/14

min 10 attempts

LOWEST 3-POINT PERCENTAGE

Pct.	Opp.	Date
.077	vs. Alabama	3/12/10
.083	Texas	12/5/14
.091	at Tennessee	2/27/10
.100	Tennessee	1/31/12
.118	Columbia	12/10/14
.125	vs. Cornell	3/25/10
.125	vs. W. Virginia	3/27/10
.125	vs. LSU	3/9/12
.143	Louisville	1/2/10
.143	Georgia	1/9/10

min 10 attempts

HIGHEST REBOUND MARGIN

Mg.	Opp.	Date
+31	<i>NJIT</i>	11/14/15
+30	Grand Canyon	11/14/14
+28	N. Kentucky	11/10/13
+27	vs. Little Rock	1/3/12
+26	Louisville	12/31/11
+25	Eastern Kentucky	12/9/15
+25	at Indiana	12/12/09
+25	E. Michigan	1/2/13
+24	South Carolina	2/14/15
+23	Drexel	12/21/09
+23	Robert Morris	11/17/13

LOWEST REBOUND MARGIN

Mg.	Opp.	Date
-18	at Tennessee	2/16/13
-16	vs. Maryland	11/9/12
-16	vs. Baylor	12/6/13
-15	Tennessee	1/18/14
-14	at LSU	1/6/16
-12	vs. Alabama	3/12/10
-12	at S. Carolina	1/24/14
-12	Georgia	2/3/15
-12	vs. Wisconsin	4/4/15
-11	Texas	12/5/14
-10	at Georgia	3/3/10

PLAYER BIOS

Marcus Lee • 6-9 • 224 • Junior • Forward

Antioch, Calif. (Deer Valley)



Notes

- Leads the team in rebounding with a career-best 7.1 average
 - Has a team-best 53 offensive rebounds this year, sixth in the SEC
- Shooting a career-best 66.7 percent from the field
- Tied for third in the SEC in blocks per game with a 1.8 average
- Blocked career-high five shots vs. Eastern Kentucky and Arizona State. Five blocks is the most by any Wildcat this season
- The first junior or senior at UK with at least five blocks in consecutive games since Andre Riddick in 1993-94
- Has played in 81 career games, including every game in 2014-15 and 2015-16
- Notched his first career double-double with 10 points and 10 rebounds in the win over No. 5 Duke
- Has two double-doubles this season
- Has scored in double figures in eight games this season
- Named to the 2015 SEC Community Service Team
- Chosen as an AllState Good Works Team nominee
- Chosen as male representative of the SEC at the 2016 NCAA Leadership Forum in April

Did You Know ...

Marcus has a number of pregame superstitions, but one of his superstitions is not telling anyone what they are.

Marcus Lee's 2015-16 Game-by-Game Stats

Opponent	Date	gs	min	Total		3-Pointers		Free throws		Rebounds				pts	avg						
				fg-foa	pct	3fg-foa	pct	ft-fta	pct	off	def	tot	avg								
ALBANY	11/13/15	*	27	5-7	.714	0-0	.000	2-7	.286	5	3	8	8.0	2	3	1	3	0	12	12.0	
NJIT	11/14/15	*	20	4-8	.500	0-0	.000	2-2	1.000	7	1	8	8.0	3	0	0	3	1	10	11.0	
vs #5/4 Duke	11/17/15	*	22	5-10	.500	0-0	.000	0-0	.000	5	5	10	8.7	5	1	1	2	0	10	10.7	
WRIGHT STATE	11/20/15	*	23	0-1	.000	0-0	.000	0-1	.000	1	6	7	8.3	0	0	0	0	1	0	8.0	
BOSTON U.	11/24/15	*	18	4-4	1.000	0-0	.000	1-4	.250	2	0	2	7.0	3	0	2	1	1	9	8.2	
vs USF	11/27/15	*	19	2-5	.400	0-0	.000	0-1	.000	3	3	6	6.8	2	0	0	0	1	4	7.5	
ILLINOIS STATE	11/30/15		30	6-8	.750	0-0	.000	1-2	.500	7	5	12	7.6	3	0	1	2	0	13	8.3	
at UCLA	12/03/15	*	4	1-1	1.000	0-0	.000	0-0	.000	0	2	2	6.9	1	0	0	0	0	2	7.5	
EKU	12/9/15		25	5-5	1.000	0-0	.000	1-1	1.000	3	5	8	7.0	2	0	4	5	0	11	7.9	
ARIZONA STATE	12/12/15		29	6-8	.750	0-0	.000	2-5	.400	2	5	7	7.0	2	0	1	5	1	14	8.5	
vs Ohio State	12/19/15		30	4-7	.571	0-0	.000	4-5	.800	2	7	9	7.2	5	0	2	2	2	12	8.8	
#16/15 LOUISVILLE	12/26/15	*	30	4-5	.800	0-0	.000	0-0	.000	4	3	7	7.2	4	0	1	1	1	8	8.8	
OLE MISS	01/02/16	*	28	6-9	.667	0-0	.000	1-5	.200	3	5	8	7.2	2	0	0	2	0	13	9.1	
at LSU	01/05/16	*	5	0-2	.000	0-0	.000	0-0	.000	0	2	2	6.9	5	0	2	0	0	8.4		
at Alabama	1/9/16	*	24	4-5	.800	0-0	.000	0-5	.000	5	6	11	7.1	4	0	2	1	0	8	8.4	
MISSISSIPPI STATE	01/12/16	*	24	1-2	.500	0-0	.000	0-0	.000	2	7	9	7.3	5	0	3	2	0	2	8.0	
at Auburn	01/16/16	*	19	1-3	.333	0-0	.000	1-2	.500	2	2	4	7.1	3	1	0	2	0	3	7.7	
Totals			13	377	58-90	.644	0-0	.000	15-40	.375	53	67	120	7.1	51	5	20	31	8	131	7.7

2015-16 Averages

Games played	17
Minutes/game	22.2
Points/game	7.7
FG Pct	64.4
FT Pct	37.5
Rebounds/game	7.1
Assists/game	0.3
Turnovers/game	1.2
Assist/turnover ratio	0.3
Steals/game	0.5
Blocks/game	1.8

Season Highs

Points	14 vs. ARIZONA ST. (12/12/15)
FG Made	6, 3x, last vs. OLE MISS (1/2/16)
FG Attempts	10 vs. Duke (11/17/15)
FG Pct (min 5 made)	1.000 (5-5) vs. EKU (12/9/15)
FT Made	4 vs. Ohio St. (12/19/15)
FT Attempts	7 vs. ALBANY (11/13/15)
FT Pct (min 3 made)	.800 (4-5) vs. Ohio St. (12/19/15)
Rebounds	12 vs. ILLINOIS ST. (11/30/15)
Assists	3 vs. ALBANY (11/13/15)
Steals	2 vs. Ohio St. (12/19/15)
Blocks	5, twice, last vs. ARIZONA ST. (12/12/15)
Minutes	30, 3x, last vs. LOUISVILLE (12/26/15)

Career Highs

Points	17 vs. UNC ASHEVILLE (11/8/13)
FG Made	7 vs. UNC ASHEVILLE (11/8/13)
FG Atts	10 vs. Duke (11/17/15)
FG Pct (min 5 made)	1.000 (5-5) vs. EKU (12/9/15)
3-FG Made	-
3-FG Atts	-
FT Made	4 vs. Ohio St. (12/19/15)
FTs Atts	7, twice, last vs. ALBANY (11/13/15)
FT Pct (min 3 made)	.800 (4-5) vs. Ohio St. (12/19/15)
Rebounds	12 vs. ILLINOIS ST. (11/30/15)
Assists	3, twice, last vs. ALBANY (11/13/15)
Steals	2 vs. Ohio St. (12/19/15)
Blocks	5, twice, last vs. ARIZONA ST. (12/12/15)
Minutes	30, 3x, last vs. LOUISVILLE (12/26/15)

Marcus Lee's Career Stats

Year	GP-GS	Min-Avg	FG-FGA	Pct	3FG-FGA	Pct	FT-FTA	Pct	Off-Def-Tot-Avg	PF-FO	Ast	TO	Blk	Stl	Pts	Avg
2013-14	25-4	157-6.3	26-42	.619	0-0	.000	7-16	.438	21-15-36-1.4	19-0	2	4	14	0	59	2.4
2014-15	39-0	425-10.9	47-73	.644	0-0	.000	8-25	.320	47-60-107-2.7	61-1	12	18	27	3	102	2.6
2015-16	17-13	377-22.2	58-90	.644	0-0	.000	15-40	.375	53-67-120-7.1	51-4	5	20	31	8	131	7.7
TOTAL	81-17	959-11.8	131-205	.639	0-0	.000	30-81	.370	121-142-263-3.2	131-5	19	42	72	11	292	3.6

PLAYER BIOS

Skal Labissiere • 6-11 • 225 • Freshman • Forward

Port-au-Prince, Haiti (Lausanne Collegiate School)



Notes

- Named SEC Co-Freshman of the Week (11/16/15) after averaging team highs in points (17.5) and blocks (3.0) in UK's wins over Albany and NJIT
- He was 7 of 8 from the free-throw line, a new career high in made free throws, in a 17-point performance vs. South Florida
- Had 26 points, five rebounds and a team-leading three blocks in 20 minutes vs. NJIT
- Against Boston U., he led all scorers with 16 points, adding a season-high seven rebounds and three blocked shots
- Against NJIT he scored 18 points in 13 first-half minutes. Was a perfect 7 of 7 from the floor and 4 of 4 from the free-throw line in the first half
- His 18 points in the first half vs. NJIT tied for the second-most points by a UK player in the first half in the Coach Calipari era (Aaron Harrison had 19 vs. Robert Morris on Nov. 17, 2014.)
- Preseason All-SEC First Team selection (Coaches and Media)

Did You Know ...

Skal can speak three languages fluently – French, Creole and English. He did not speak English before moving to the United States.

Skal Labissiere's 2015-16 Game-by-Game Stats

Opponent	Date	gs	min	Total		3-Pointers		Free throws		Rebounds				pf	a	t/o	blk	stl	pts	avg	
				fg-fga	pct	3fg-fga	pct	ft-fa	pct	off	def	tot	avg								
ALBANY	11/13/15	*	30	3-5	.600	0-0	.000	3-4	.750	1	4	5	5.0	2	0	3	4	0	9	9.0	
NJIT	11/14/15	*	21	10-12	.833	0-0	.000	6-6	1.000	3	2	5	5.0	3	0	3	2	1	26	17.5	
vs #5/4 Duke	11/17/15	*	13	3-5	.600	0-0	.000	1-2	.500	2	2	4	4.7	5	1	2	1	0	7	14.0	
WRIGHT STATE	11/20/15	*	24	6-12	.500	0-0	.000	1-5	.200	2	1	3	4.3	4	0	1	1	0	13	13.8	
BOSTON U.	11/24/15	*	29	7-13	.538	0-0	.000	2-5	.400	2	5	7	4.8	3	0	2	3	1	16	14.2	
vs USF	11/27/15	*	29	5-8	.625	0-0	.000	7-8	.875	0	4	4	4.7	3	2	0	3	1	17	14.7	
ILLINOIS STATE	11/30/15	*	16	0-1	.000	0-0	.000	2-2	1.000	0	2	2	4.3	3	0	1	1	0	2	12.9	
at UCLA	12/03/15	*	16	2-3	.667	0-0	.000	2-2	1.000	0	1	1	3.9	4	0	1	2	0	6	12.0	
EKU	12/9/15	*	25	3-6	.500	0-0	.000	4-4	1.000	2	2	4	3.9	3	2	3	3	0	10	11.8	
ARIZONA STATE	12/12/15	*	13	0-2	.000	0-0	.000	0-0	.000	0	0	0	3.5	5	0	1	1	0	0	10.6	
vs Ohio State	12/19/15	*	21	1-7	.143	0-0	.000	0-0	.000	1	4	5	3.6	1	0	0	2	0	2	9.8	
#16/15 LOUISVILLE	12/26/15		10	0-3	.000	0-0	.000	2-2	1.000	1	2	3	3.6	2	0	0	0	1	2	9.2	
OLE MISS	01/02/16		14	4-7	.571	0-0	.000	1-2	.500	3	0	3	3.5	5	0	0	0	0	9	9.2	
at LSU	01/05/16		16	1-3	.333	0-0	.000	1-2	.500	1	1	2	3.4	2	0	1	0	0	3	8.7	
at Alabama	1/9/16		4	0-1	.000	0-0	.000	0-0	.000	0	1	1	3.3	3	0	0	1	0	0	8.1	
MISSISSIPPI STATE	01/12/16		14	2-3	.667	0-0	.000	1-2	.500	1	3	4	3.3	1	0	1	1	0	5	7.9	
at Auburn	01/16/16		8	2-3	.667	0-0	.000	0-0	.000	0	2	2	3.2	3	0	1	1	0	4	7.7	
Totals			11	303	49-94	.521	0-0	.000	33-46	.717	19	36	55	3.2	52	5	20	26	4	131	7.7

2015-16 Averages

Games played	17
Minutes/game	17.8
Points/game	7.7
FG Pct	52.1
FT Pct	71.7
Rebounds/game	3.2
Assists/game	0.3
Turnovers/game	1.2
Assist/turnover ratio	0.3
Steals/game	0.2
Blocks/game	1.5

Season Highs

Points	26 vs. NJIT (11/14/15)
FG Made	10 vs. NJIT (11/14/15)
FG Attempts	13 vs. BOSTON (11/24/15)
FG Pct (min 5 made)	.833 (10-12) vs. NJIT (11/14/15)
FT Made	7 vs. USF (11/27/15)
FT Attempts	8 vs. USF (11/27/15)
FT Pct (min 3 made)	1.000 (6-6) 2x, last vs. NJIT (11/14/15)
Rebounds	7 vs. BOSTON (11/24/15)
Assists	2, twice last vs. ECU (12/9/15)
Steals	1, 4x, last vs. LOUISVILLE (12/26/15)
Blocks	4 vs. ALBANY (11/13/15)
Minutes	30 vs. vs. ALBANY (11/13/15)

Career Highs

Points	26 vs. NJIT (11/14/15)
FG Made	10 vs. NJIT (11/14/15)
FG Attempts	13 vs. BOSTON (11/24/15)
FG Pct (min 5 made)	.833 (10-12) vs. NJIT (11/14/15)
FT Made	7 vs. USF (11/27/15)
FT Attempts	8 vs. USF (11/27/15)
FT Pct (min 3 made)	1.000 (6-6) 2x, last vs. NJIT (11/14/15)
Rebounds	7 vs. BOSTON (11/24/15)
Assists	2, twice last vs. ECU (12/9/15)
Steals	1, 4x, last vs. LOUISVILLE (12/26/15)
Blocks	4 vs. ALBANY (11/13/15)
Minutes	30 vs. vs. ALBANY (11/13/15)

Skal Labissiere's Career Stats

Year	GP-GS	Min-Avg	FG-FGA	Pct	3FG-FGA	Pct	FT-FTA	Pct	Off-Def-Tot-Avg	PF-FO	Ast	TO	Blk	Stl	Pts	Avg
2015-16	17-11	303-17.8	49-94	.521	0-0	.000	33-46	.717	19-36-55-3.2	52-3	5	20	26	4	131	7.7
TOTAL	17-11	303-17.8	49-94	.521	0-0	.000	33-46	.717	19-36-55-3.2	52-3	5	20	26	4	131	7.7

PLAYER BIOS

Tyler Ulis • 5-9 • 160 • Sophomore • Guard

Chicago (Marian Catholic)



Notes

- Two assists away from 100 for the season
- First UK player with at least four assists in 10 straight games since John Wall in 2009-10
- Has scored 17 points in five of the last six games, including a career-high 23 at LSU
- Only Wildcat with a 20-point, 10-assist, six-steal game (vs. Ole Miss) in the history of the program
- The first UK player with at least 20 points and at least six assists in consecutive SEC games (vs. Ole Miss at LSU) since Ed Davender on Feb. 24 and March 2, 1988
- Second in the SEC in assists per game with a 6.1 average
- Averaging 7.4 assists in conference play
- Named SEC Player of the Week twice this season (Nov. 23 and Dec. 28)
- With five career blocked shots, owns the school record for most all-time by a UK player less than 6 feet tall
- In two games this season against top-25 opponents, Ulis has averaged 19.5 points, 7.0 assists, 2.5 rebounds, 1.5 steals per game and 1.0 blocks
- The first UK player with at least five assists in each of the first four SEC games of a season since Kyle Macy in 1977-78

Did You Know ...

Tyler idolized Allen Iverson growing up and has always worn No. 3 because of him.

Tyler Ulis' 2015-16 Game-by-Game Stats

Opponent	Date	gs	min	Total		3-Pointers		Free throws		Rebounds				pf	a	t/o	blk	stl	pts	avg	
				fg-fga	pct	3fg-fga	pct	ft-fa	pct	off	def	tot	avg								
ALBANY	11/13/15	*	37	4-9	.444	2-5	.400	2-2	1.000	1	3	4	4.0	3	2	5	0	0	12	12.0	
NJIT	11/14/15	*	31	1-8	.125	0-2	.000	3-4	.750	2	3	5	4.5	1	5	1	0	0	5	8.5	
vs #5/4 Duke	11/17/15	*	40	6-13	.462	0-4	.000	6-6	1.000	0	4	4	4.3	0	6	0	1	2	18	11.7	
WRIGHT STATE	11/20/15	*	36	5-9	.556	1-3	.333	10-12	.833	0	2	2	3.8	1	5	2	0	2	21	14.0	
BOSTON U.	11/24/15	*	34	4-12	.333	1-5	.200	6-6	1.000	0	6	6	4.2	1	6	2	0	3	15	14.2	
vs USF	11/27/15	*	14	2-4	.500	2-2	1.000	2-2	1.000	2	0	2	3.8	0	2	1	0	2	8	13.2	
ILLINOIS STATE	11/30/15	dnp	-	-	-	-	-	-	-	-	-	-	-	-	-	-	-	-	-	-	
at UCLA	12/03/15	*	38	2-12	.167	1-5	.200	4-4	1.000	0	2	2	3.6	3	9	2	0	2	9	12.6	
EKU	12/9/15	*	39	3-10	.300	2-6	.333	1-2	.500	0	4	4	3.6	0	8	2	0	1	9	12.1	
ARIZONA STATE	12/12/15	*	40	3-11	.273	2-7	.286	4-5	.800	1	4	5	3.8	0	6	2	0	0	12	12.1	
vs Ohio State	12/19/15	*	39	4-12	.333	1-7	.143	2-2	1.000	1	1	2	3.6	1	4	3	0	1	11	12.0	
#16/15 LOUISVILLE	12/26/15	*	39	7-12	.583	4-7	.571	3-4	.750	0	1	1	3.4	2	8	1	1	1	21	12.8	
OLE MISS	01/02/16	*	38	8-13	.615	1-6	.167	3-4	.750	1	2	3	3.3	3	10	3	0	6	20	13.4	
at LSU	01/05/16	*	40	7-16	.438	2-6	.333	7-8	.875	1	0	1	3.2	1	6	2	0	0	23	14.2	
at Alabama	1/9/16	*	39	2-7	.286	0-1	.000	4-6	.667	0	5	5	3.3	2	8	1	1	1	8	13.7	
MISSISSIPPI STATE	01/12/16	*	36	7-14	.500	2-6	.333	5-5	1.000	1	2	3	3.3	3	5	4	0	2	21	14.2	
at Auburn	01/16/16	*	40	5-17	.294	0-3	.000	7-7	1.000	5	5	10	3.7	4	8	1	0	0	17	14.4	
Totals			16	580	70-179	.391	21-75	.280	69-79	.873	15	44	59	3.7	25	98	32	3	23	230	14.4

2015-16 Averages

Games played	16
Minutes/game	36.2
Points/game	14.4
FG Pct	39.1
3FG Pct	28.0
FT Pct	87.3
Rebounds/game	3.7
Assists/game	6.1
Turnovers/game	2.0
Assist/turnover ratio	3.1
Steals/game	1.4
Blocks/game	0.2

Season Highs

Points	23 at LSU (1/5/16)
FG Made	8 vs. OLE MISS (1/2/16)
FG Attempts	17 at Auburn (1/16/16)
FG Pct (min 5 made)	.615 (8-13) vs. OLE MISS (1/2/16)
3FG Made	4 vs. LOUISVILLE (12/26/15)
3FG Attempts	7, 3x, last vs. LOUISVILLE (12/26/15)
3FG Pct (min 2 made)	1.000 (2-2) vs. USF (11/27/15)
FT Made	10 vs. WRIGHT ST. (11/20/15)
FTs Atts	12 vs. WRIGHT ST. (11/20/15)
FT Pct (min 3 made)	1.000 (7-7), 4x, last Auburn (1/16/16)
Rebounds	10 at Auburn (1/16/16)
Assists	10 vs. OLE MISS (1/2/16)
Steals	6 vs. OLE MISS (1/2/16)
Blocks	1, 3x, last at Alabama (1/9/16)
Minutes	40, 4x last at Auburn (1/16/16)

Career Highs

Points	23 at LSU (1/5/16)
FG Made	8, vs. OLE MISS (1/2/16)
FG Attempts	17 at LSU (1/16/16)
FG Pct (min 5 made)	.615 (8-13) vs. OLE MISS (1/2/16)
3FG Made	4 vs. LOUISVILLE (12/26/15)
3FG Attempts	7, 3x, last vs. LOUISVILLE (12/26/15)
FT Made	10 vs. WRIGHT ST. (11/20/15)
FTs Atts	12 vs. WRIGHT ST. (11/20/15)
FT Pct (min 3 made)	1.000 (7-7), 7x, last Auburn (1/16/16)
Rebounds	10 at Auburn (1/16/16)
Assists	10 vs. OLE MISS (1/2/16)
Steals	6 vs. OLE MISS (1/2/16)
Blocks	1, 5x, last at Alabama (1/9/16)
Minutes	40, 4x last at Auburn (1/16/16)

Tyler Ulis' Career Stats

Year	GP-GS	Min-Avg	FG-FGA	Pct	3FG-FGA	Pct	FT-FTA	Pct	Off-Def-Tot-Avg	PF-FO	Ast	TO	Blk	Stl	Pts	Avg
2014-15	37-0	882-23.8	67-165	.406	33-77	.429	42-52	.808	16-51-67-1.8	56-0	135	38	2	37	209	5.6
2015-16	16-16	580-36.2	70-179	.391	21-75	.280	69-79	.873	15-44-59-3.7	25-0	98	32	3	23	230	14.4
TOTAL	53-16	1462-27.6	137-344	.398	54-152	.355	111-131	.847	31-95-126-2.4	81-0	233	70	5	60	439	8.3

PLAYER BIOS

Charles Matthews • 6-6 • 189 • Freshman • Guard

Chicago (Saint Rita)



Notes

- Started three games this season, including Louisville
- Had a career-high two steals vs. Ole Miss
- Played a career-high 34 minutes against Illinois State
- Scored a career-high 11 points on 4-of-5 shooting and knocked down his first career 3 against South Florida
- Grabbed a career-high seven rebounds against Boston University
- Made his first career start in the opener against Albany and started against Illinois State and against Louisville
- Averaged 22.0 points per game as a high school senior

Did You Know ...

Charles is wearing No. 4 for the first time in his career because coming to Kentucky is a new experience and he wanted a new number to go with it.

Charles Matthews' 2015-16 Game-by-Game Stats

Opponent	Date	gs	min	Total		3-Pointers		Free throws		Rebounds				pf	a	t/o	blk	stl	pts	avg	
				fg-fga	pct	3fg-fga	pct	ft-fa	pct	off	def	tot	avg								
ALBANY	11/13/15	*	15	2-2	1.000	0-0	.000	0-0	.000	1	1	2	2.0	3	0	1	0	0	4	4.0	
NJIT	11/14/15		17	0-2	.000	0-1	.000	1-2	.500	0	0	0	1.0	0	2	0	0	1	2.5		
vs #5/4 Duke	11/17/15		7	0-0	.000	0-0	.000	0-0	.000	0	0	0	0.7	0	0	0	0	1	0	1.7	
WRIGHT STATE	11/20/15		13	2-2	1.000	0-0	.000	0-0	.000	1	0	1	0.8	3	0	1	0	1	4	2.3	
BOSTON U.	11/24/15		18	1-1	1.000	0-0	.000	1-4	.250	3	4	7	2.0	0	2	1	0	1	3	2.4	
vs USF	11/27/15		24	4-5	.800	1-1	1.000	2-2	1.000	1	1	2	2.0	2	1	2	0	1	11	3.8	
ILLINOIS STATE	11/30/15	*	34	1-6	.167	0-1	.000	3-8	.375	1	2	3	2.1	3	2	3	1	2	5	4.0	
at UCLA	12/03/15		14	1-4	.250	0-1	.000	0-0	.000	2	1	3	2.3	1	1	0	0	2	3.8		
EKU	12/9/15		13	3-4	.750	0-0	.000	1-1	1.000	1	1	2	2.2	1	0	2	0	0	7	4.1	
ARIZONA STATE	12/12/15		8	0-1	.000	0-0	.000	0-0	.000	1	0	1	2.1	0	1	1	0	1	0	3.7	
vs Ohio State	12/19/15		7	0-0	.000	0-0	.000	0-0	.000	0	0	0	1.9	1	0	1	0	1	0	3.4	
#16/15 LOUISVILLE	12/26/15	*	10	1-3	.333	0-0	.000	0-0	.000	1	1	2	1.9	4	0	0	0	2	3.3		
OLE MISS	01/02/16		10	1-1	1.000	0-0	.000	1-2	.500	1	0	1	1.8	2	0	0	0	2	3	3.2	
at LSU	01/05/16		7	0-0	.000	0-0	.000	0-0	.000	1	0	1	1.8	1	1	1	0	0	3.0		
at Alabama	1/9/16		3	0-1	.000	0-0	.000	0-0	.000	0	0	0	1.7	1	0	0	0	0	2.8		
MISSISSIPPI STATE	01/12/16		2	0-1	.000	0-0	.000	0-0	.000	0	0	0	1.6	1	0	1	0	0	2.6		
at Auburn	01/16/16		7	0-0	.000	0-0	.000	0-0	.000	0	0	0	1.5	1	1	0	0	0	2.5		
Totals			3	209	16-33	.485	1-4	.250	9-19	.474	14	11	25	1.5	24	11	14	1	10	42	2.5

2015-16 Averages

Games played	17
Minutes/game	12.3
Points/game	2.5
FG Pct	48.5
3FG Pct	25.0
FT Pct	47.4
Rebounds/game	1.5
Assists/game	0.6
Turnovers/game	0.8
Assist/turnover ratio	0.8
Steals/game	0.6
Blocks/game	0.1

Season Highs

Points	11 vs. USF (11/27/15)
FG Made	4 vs. USF (11/27/15)
FG Atts	6 vs. ILLINOIS ST. (11/30/15)
3-FG Made	1 vs. USF (11/27/15)
3-FG Atts	1, 4x, last at UCLA (12/3/15)
FTs Made	3 vs. ILLINOIS ST. (11/30/15)
FTs Atts	8 vs. ILLINOIS ST. (11/30/15)
FT Pct (min 3 made)	.375 (3-8) vs. ILLINOIS ST. (11/30/15)
Rebounds	7 vs. BOSTON (11/24/15)
Assists	2, 3x, last vs. ILLINOIS ST. (11/30/15)
Steals	2, twice, last vs. OLE MISS (1/2/16)
Blocks	1 vs. ILLINOIS ST. (11/30/15)
Minutes	34 vs. ILLINOIS ST. (11/30/15)

Career Highs

Points	11 vs. USF (11/27/15)
FG Made	4 vs. USF (11/27/15)
FG Atts	6 vs. ILLINOIS ST. (11/30/15)
3-FG Made	1 vs. USF (11/27/15)
3-FG Atts	1, 4x, last at UCLA (12/3/15)
FTs Made	3 vs. ILLINOIS ST. (11/30/15)
FTs Atts	8 vs. ILLINOIS ST. (11/30/15)
FT Pct (min 3 made)	.375 (3-8) vs. ILLINOIS ST. (11/30/15)
Rebounds	7 vs. BOSTON (11/24/15)
Assists	2, 3x, last vs. ILLINOIS ST. (11/30/15)
Steals	2, twice, last vs. OLE MISS (1/2/16)
Blocks	1 vs. ILLINOIS ST. (11/30/15)
Minutes	34 vs. ILLINOIS ST. (11/30/15)

Charles Matthews' Career Stats

Year	GP-GS	Min-Avg	FG-FGA	Pct	3FG-FGA	Pct	FT-FTA	Pct	Off-Def-Tot-Avg	PF-FO	Ast	TO	Blk	Stl	Pts	Avg
2015-16	17-3	209-12.3	16-33	.485	1-4	.250	9-19	.474	14-11-25-1.5	24-0	11	14	1	10	42	2.5
TOTAL	17-3	209-12.3	16-33	.485	1-4	.250	9-19	.474	14-11-25-1.5	24-0	11	14	1	10	42	2.5

PLAYER BIOS

Jonny David • 6-2 • 175 • Freshman • Guard

Pittsburgh (Mt. Lebanon)



Notes

- Scored his first career points at the free-throw line in the final minute of the USF game
- Saw his first action of his career late in the game vs. NJIT
- Averaged 18.5 points per game as a senior in high school
- An All-State performer and a 1,000-point scorer at Mt. Lebanon

Did You Know ...

His father, Joseph, was his high school coach. Joseph was also one of John Calipari's first players while an assistant coach at Pittsburgh.

Jonny David's 2015-16 Game-by-Game Stats

Opponent	Date	gs	min	Total		3-Pointers		Free throws		Rebounds				pf	a	t/o	blk	stl	pts	avg
				fg-fga	pct	3fg-fga	pct	ft-fa	pct	off	def	tot	avg							
ALBANY	11/13/15		dnp																	
NJIT	11/14/15	2		0-0	.000	0-0	.000	0-0	.000	0	0	0	0.0	0	0	0	0	0	0	0.0
vs #5/4 Duke	11/17/15		dnp																	
WRIGHT STATE	11/20/15		dnp																	
BOSTON U.	11/24/15	1		0-0	.000	0-0	.000	0-0	.000	0	0	0	0.0	0	0	0	0	0	0	0.0
vs USF	11/27/15	1		0-0	.000	0-0	.000	2-2	1.000	0	0	0	0.0	0	0	0	0	0	2	0.7
ILLINOIS STATE	11/30/15		dnp																	
at UCLA	12/03/15		dnp																	
EKU	12/9/15		dnp																	
ARIZONA STATE	12/12/15	1		0-1	.000	0-1	.000	0-0	.000	0	0	0	0.0	0	0	1	0	0	0	0.5
vs Ohio State	12/19/15		dnp																	
#16/15 LOUISVILLE	12/26/15		dnp																	
OLE MISS	01/02/16		dnp																	
at LSU	01/05/16		dnp																	
at Alabama	1/9/16		dnp																	
MISSISSIPPI STATE	01/12/16		dnp																	
at Auburn	01/16/16	0		0-0	.000	0-0	.000	0-0	.000	0	0	0	0.0	0	0	0	0	0	0	0.4
Totals		0	5	0-1	.000	0-1	.000	2-2	1.000	0	0	0	0.0	0	0	1	0	0	2	0.4

2015-16 Averages

Games played	5
Minutes/game	1.0
Points/game	0.4
FG Pct	0.0
3FG Pct	0.0
FT Pct	100.0
Turnovers/game	0.2

Season Highs

Points	2 vs. USF (11/27/15)
FG Atts	1 vs. ARIZONA ST (12/12/15)
3FG Atts	1 vs. ARIZONA ST (12/12/15)
FTs Made	2 vs. USF (11/27/15)
FTs Atts	2 vs. USF (11/27/15)
Minutes	2 vs. NJIT (11/14/15)

Career Highs

Points	2 vs. USF (11/27/15)
FG Atts	1 vs. ARIZONA ST (12/12/15)
3FG Atts	1 vs. ARIZONA ST (12/12/15)
FTs Made	2 vs. USF (11/27/15)
FTs Atts	2 vs. USF (11/27/15)
Minutes	2 vs. NJIT (11/14/15)

Jonny David's Career Stats

Year	GP-GS	Min-Avg	FG-FGA	Pct	3FG-FGA	Pct	FT-FTA	Pct	Off-Def-Tot-Avg	PF-FO	Ast	TO	Blk	Stl	Pts	Avg
2015-16	5-0	5-1.0	0-1	.000	0-1	.000	2-2	1.000	0-0-0-0.0	0-0	0	1	0	0	2	0.4
TOTAL	5-0	5-1.0	0-1	.000	0-1	.000	2-2	1.000	0-0-0-0.0	0-0	0	1	0	0	2	0.4

PLAYER BIOS

Mychal Mulder • 6-4 • 185 • Junior • Guard

Windsor, Ontario (Vincennes University)

MULDER
11



Notes

- Had career highs with five points and eight rebounds at LSU
 - Made his first career 3-pointer at LSU
- Has played 10.5 minutes over the last four games after playing seven or fewer in the previous 13
- Averaged 15.7 points and 6.4 rebounds per game while connecting on 46.3 percent of his field goals from 3-point range as a sophomore at Vincennes
- A junior-college All-American

Did You Know ...

Mychal says the best gift he has ever received in his lifetime was the offer to play basketball at UK.

Mychal Mulder's 2015-16 Game-by-Game Stats

Opponent	Date	gs	min	Total		3-Pointers		Free throws		Rebounds				pf	a	t/o	blk	stl	pts	avg
				fg-fga	pct	3fg-fga	pct	ft-fa	pct	off	def	tot	avg							
ALBANY	11/13/15	2	1-1	1.000	0-0	.000	0-0	.000	0	0	0	0.0	0	0	0	0	0	0	2	2.0
NJIT	11/14/15	3	0-0	.000	0-0	.000	0-0	.000	0	2	2	1.0	0	1	0	0	0	0	0	1.0
vs #5/4 Duke	11/17/15	dnp	-	-	-	-	-	-	-	-	-	-	-	-	-	-	-	-	-	-
WRIGHT STATE	11/20/15	4	0-0	.000	0-0	.000	0-0	.000	0	2	2	1.3	1	1	0	0	0	0	0	0.7
BOSTON U.	11/24/15	1	0-0	.000	0-0	.000	0-0	.000	0	0	0	1.0	0	0	0	0	0	0	0	0.5
vs USF	11/27/15	4	0-1	.000	0-1	.000	0-0	.000	0	0	0	0.8	0	0	0	0	0	0	0	0.4
ILLINOIS STATE	11/30/15	2	0-0	.000	0-0	.000	0-0	.000	0	0	0	0.7	0	0	0	0	0	0	0	0.3
at UCLA	12/03/15	dnp	-	-	-	-	-	-	-	-	-	-	-	-	-	-	-	-	-	-
EKU	12/9/15	dnp	-	-	-	-	-	-	-	-	-	-	-	-	-	-	-	-	-	-
ARIZONA STATE	12/12/15	7	0-1	.000	0-1	.000	0-0	.000	2	0	2	0.9	0	1	0	0	0	0	0	0.3
vs Ohio State	12/19/15	4	0-1	.000	0-1	.000	0-0	.000	1	0	1	0.9	0	1	0	0	0	0	0	0.3
#16/15 LOUISVILLE	12/26/15	1	0-0	.000	0-0	.000	0-0	.000	0	0	0	0.8	0	0	0	0	0	0	0	0.2
OLE MISS	01/02/16	dnp	-	-	-	-	-	-	-	-	-	-	-	-	-	-	-	-	-	-
at LSU	01/05/16	14	1-4	.250	1-2	.500	2-2	1.000	3	5	8	1.5	0	0	0	0	0	0	5	0.7
at Alabama	1/9/16	11	1-4	.250	1-2	.500	0-0	.000	2	2	4	1.7	2	0	1	0	0	3	0.9	
MISSISSIPPI STATE	01/12/16	10	1-5	.200	0-3	.000	0-0	.000	0	0	0	1.6	0	2	0	0	1	2	1.0	
at Auburn	01/16/16	7	0-0	.000	0-0	.000	0-0	.000	0	3	3	1.7	0	0	0	0	0	0	0.9	
Totals		0	70	4-17	.235	2-10	.200	2-2	1.000	8	14	22	1.7	3	6	1	0	1	12	0.9

2015-16 Averages

Games played	13
Minutes/game	5.4
Points/game	0.9
FG Pct	23.5
3FG Pct	20.0
FT Pct	100.0
Rebounds/game	1.7
Assists/game	0.5
Turnovers/game	0.1
Assist/turnover ratio	6.0
Steals/game	0.1

Season Highs

Points	5 at LSU (1/5/16)
FG Made	1, 4x, last vs. MISSISSIPPI ST. (1/12/16)
FG Attempts	5 vs. MISSISSIPPI ST. (1/12/16)
3-FG Made	1, twice, last at Alabama (1/9/16)
3-FG Atts	3 vs. MISSISSIPPI ST. (1/12/16)
FTs Made	2 at LSU (1/5/16)
FTs Atts	2 at LSU (1/5/16)
Rebounds	8 at LSU (1/5/16)
Assists	2 vs. MISSISSIPPI ST. (1/12/16)
Steals	1 vs. MISSISSIPPI ST. (1/12/16)
Blocks	-
Minutes	14 at LSU (1/5/16)

Career Highs

Points	5 at LSU (1/5/16)
FG Made	1, 4x, last vs. MISSISSIPPI ST. (1/12/16)
FG Attempts	5 vs. MISSISSIPPI ST. (1/12/16)
3-FG Made	1, twice, last at Alabama (1/9/16)
3-FG Atts	3 vs. MISSISSIPPI ST. (1/12/16)
FTs Made	2 at LSU (1/5/16)
FTs Atts	2 at LSU (1/5/16)
Rebounds	8 at LSU (1/5/16)
Assists	2 vs. MISSISSIPPI ST. (1/12/16)
Steals	1 vs. MISSISSIPPI ST. (1/12/16)
Blocks	-
Minutes	14 at LSU (1/5/16)

Mychal Mulder's Career Stats

Year	GP-GS	Min-Avg	FG-FGA	Pct	3FG-FGA	Pct	FT-FTA	Pct	Off-Def-Tot-Avg	PF-FO	Ast	TO	Blk	Stl	Pts	Avg
2015-16	13-0	70-5.4	4-17	.235	2-10	.200	2-2	1.000	8-14-22-1.7	3-0	6	1	0	1	12	0.9
TOTAL	13-0	70-5.4	4-17	.235	2-10	.200	2-2	1.000	8-14-22-1.7	3-0	6	1	0	1	12	0.9

PLAYER BIOS

Isaiah Briscoe • 6-3 • 202 • Freshman • Guard

Newark, N.J. (Roselle Catholic)



Notes

- Averaging 5.3 rebounds a game, ranking No. 3 overall and tops on the team among guards
- Did not play vs. Louisville after sustaining an ankle injury in pregame warmups
- Came back in the Ole Miss game and recorded a career-high four steals
- Scored 12 at Alabama, his first double-figure output since Dec. 9 vs. Eastern Kentucky
- Followed that performance up with a 14-point, five-assist, four-rebound night vs. Mississippi State
- Scored a career-high 20 points at UCLA on 7-of-10 shooting and was named the SEC Freshman of the Week on Dec. 7 after pouring in 38 points to lead the Wildcats in two games
- Posted a double-double in his UK debut, scoring 11 points and collecting 12 rebounds against NJIT
- High school All-American by Parade Magazine, USA Today and a McDonald's All-American
- USA Basketball U19 Team selection

Did You Know ...

Basketball is a part of Isaiah's family. His cousin is Cleveland Cavalier Kyrie Irving, and his older sister, Iesha, played at Syracuse.

Isaiah Briscoe's 2015-16 Game-by-Game Stats

Opponent	Date	gs	min	Total		3-Pointers		Free throws		Rebounds				pf	a	t/o	blk	stl	pts	avg
				fg-fga	pct	3fg-fga	pct	ft-fa	pct	off	def	tot	avg							
ALBANY	11/13/15		dnp																	
NJIT	11/14/15	29		5-11	.455	1-4	.250	0-0	.000	1	11	12	12.0	1	2	4	0	2	11	11.0
vs #5/4 Duke	11/17/15	*	31	5-8	.625	1-1	1.000	1-3	.333	0	3	3	7.5	1	1	1	0	2	12	11.5
WRIGHT STATE	11/20/15	*	35	7-11	.636	0-2	.000	1-5	.200	0	3	3	6.0	3	2	3	0	0	15	12.7
BOSTON U.	11/24/15	*	35	4-10	.400	0-1	.000	3-7	.429	3	4	7	6.3	2	5	1	1	3	11	12.3
vs USF	11/27/15	*	27	3-9	.333	0-1	.000	0-1	.000	0	6	6	6.2	3	7	3	0	2	6	11.0
ILLINOIS STATE	11/30/15	*	27	7-13	.538	0-2	.000	4-7	.571	1	6	7	6.3	5	3	5	1	1	18	12.2
at UCLA	12/03/15	*	27	7-10	.700	1-2	.500	5-8	.625	1	1	2	5.7	4	1	1	0	0	20	13.3
EKU	12/9/15	*	26	5-9	.556	0-0	.000	0-3	.000	2	4	6	5.8	4	1	1	0	2	10	12.9
ARIZONA STATE	12/12/15	*	32	4-9	.444	1-3	.333	0-2	.000	0	4	4	5.6	3	2	4	0	2	9	12.4
vs Ohio State	12/19/15	*	35	1-9	.111	0-1	.000	1-4	.250	2	4	6	5.6	2	7	2	0	1	3	11.5
#16/15 LOUISVILLE	12/26/15		dnp																	
OLE MISS	01/02/16	*	35	2-8	.250	0-2	.000	2-4	.500	2	3	5	5.5	3	3	1	0	4	6	11.0
at LSU	01/05/16	*	30	2-6	.333	0-2	.000	1-7	.143	1	5	6	5.6	4	0	3	1	1	5	10.5
at Alabama	1/9/16	*	36	6-10	.600	0-1	.000	0-2	.000	1	4	5	5.5	1	4	1	0	0	12	10.6
MISSISSIPPI STATE	01/12/16	*	36	7-9	.778	0-0	.000	0-1	.000	2	2	4	5.4	4	5	1	0	1	14	10.9
at Auburn	01/16/16	*	31	3-12	.250	0-0	.000	2-4	.500	2	1	3	5.3	4	1	4	0	2	8	10.7
Totals		14	472	68-144	.472	4-22	.182	20-58	.345	18	61	79	5.3	44	44	35	3	23	160	10.7

2015-16 Averages

Games played	15
Minutes/game	31.5
Points/game	10.7
FG Pct	47.2
3FG Pct	18.2
FT Pct	34.5
Rebounds/game	5.3
Assists/game	2.9
Turnovers/game	2.3
Assist/turnover ratio	1.3
Steals/game	1.5
Blocks/game	0.2

Season Highs

Points..... 20 at UCLA (12/3/15)
 FG Made.. 7, 4x, last vs. MISSISSIPPI ST. (1/12/16)
 FG Attempts 13 vs. ILLINOIS ST. (11/30/15)
 FG Pct (min 5 made).778 (7-9) vs. MISSISSIPPI ST. (1/12/16)
 3FGMade....1, 4x, last vs. ARIZONA ST (12/12/15))
 3FG Attempts 4 vs. NJIT (11/14/15)
 FT Made..... 5 at UCLA (12/3/15)
 FT Atts 8 at UCLA (12/3/15)
 FT Pct (min 3 made) ..625 (5-8) at UCLA (12/3/15)
 Rebounds 12 vs. NJIT (11/14/15)
 Assists.....7, twice, last vs. Ohio St. (12/19/15)
 Steals4 vs. OLE MISS (1/2/16)
 Minutes ... 36, twice, last vs. MISSISSIPPI ST. (1/12/16)

Career Highs

Points..... 20 at UCLA (12/3/15)
 FG Made.. 7, 4x, last vs. MISSISSIPPI ST. (1/12/16)
 FG Attempts 13 vs. ILLINOIS ST. (11/30/15)
 FG Pct (min 5 made).778 (7-9) vs. MISSISSIPPI ST. (1/12/16)
 3FGMade....1, 4x, last vs. ARIZONA ST (12/12/15))
 3FG Attempts 4 vs. NJIT (11/14/15)
 FT Made..... 5 at UCLA (12/3/15)
 FT Atts 8 at UCLA (12/3/15)
 FT Pct (min 3 made) ..625 (5-8) at UCLA (12/3/15)
 Rebounds 12 vs. NJIT (11/14/15)
 Assists.....7, twice, last vs. Ohio St. (12/19/15)
 Steals4 vs. OLE MISS (1/2/16)
 Minutes ... 36, twice, last vs. MISSISSIPPI ST. (1/12/16)

Isaiah Briscoe's Career Stats

Year	GP-GS	Min-Avg	FG-FGA	Pct	3FG-FGA	Pct	FT-FTA	Pct	Off-Def-Tot-Avg	PF-FO	Ast	TO	Blk	Stl	Pts	Avg
2015-16	15-14	472-31.5	68-144	.472	4-22	.182	20-58	.345	18-61-79-5.3	44-1	44	35	3	23	160	10.7
TOTAL	15-14	472-31.5	68-144	.472	4-22	.182	20-58	.345	18-61-79-5.3	44-1	44	35	3	23	160	10.7

PLAYER BIOS

Tai Wynyard • 6-10 • 255 • Freshman • Forward

Auckland, New Zealand (Rangitoto College)

WYNYARD
14



Notes

- Midyear enrollee who joined the Wildcats on Dec. 17
- Became eligible for the Ohio State game on Dec. 18
- Made the New Zealand National Team at 16 years old, the youngest player ever to make the team
- Named the MVP of the FIBA 3-on-3 World Championships after leading New Zealand to the gold medal
- Played in the Nike Hoop Summit and the International Jordan Brand Classic

Did You Know ...

Tai's father, Jason, is a world-champion lumberjack and owns more than 150 individual world titles.

Tai Wynyard's 2015-16 Game-by-Game Stats

2015-16 Averages

Season Highs

Career Highs

Tai Wynyard's Career Stats

Year	GP-GS	Min-Avg	FG-FGA	Pct	3FG-FGA	Pct	FT-FTA	Pct	Off-Def-Tot-Avg	PF-FO	Ast	TO	Blk	Stl	Pts	Avg
2015-16	-	-	-	-	-	-	-	-	-	-	-	-	-	-	-	-
TOTAL	-	-	-	-	-	-	-	-	-	-	-	-	-	-	-	-

PLAYER BIOS

Isaac Humphries • 7-0 • 260 • Freshman • Forward

Sydney, Australia (La Lumiere School)

HUMPHRIES
15



Notes

- Logged a career-high 27 minutes at UCLA, where he posted four points and a career-high six rebounds
- Blocked a career-high-tying two shots vs. Duke and South Florida
- Did not play vs. Wright State and Boston University because of a left foot injury
- Gave UK 12 quality minutes in the win over Duke with two points, three rebounds and two blocks
- Reclassified to the 2015 class and joined the team in August
- Vital member of Australian U17 team that took silver at 2014 FIBA U17 World Championships

Did You Know ...

When Isaac needs to relax or de-stress he can be found in UK's Singletary Center playing the piano.

Isaac Humphries' 2015-16 Game-by-Game Stats

Opponent	Date	gs	min	Total		3-Pointers		Free throws		Rebounds			pf	a	t/o	blk	stl	pts	avg	
				fg-fga	pct	3fg-fga	pct	ft-fa	pct	off	def	tot								avg
ALBANY	11/13/15	7		0-1	.000	0-0	.000	4-4	1.000	0	2	2	2.0	0	0	1	0	4	4.0	
NJIT	11/14/15	6		2-4	.500	0-0	.000	1-2	.500	1	2	3	2.5	1	0	2	1	0	5	4.5
vs #5/4 Duke	11/17/15	12		1-3	.333	0-0	.000	0-0	.000	2	1	3	2.7	3	1	1	2	0	2	3.7
WRIGHT STATE	11/20/15	dnp		-	-	-	-	-	-	-	-	-	-	-	-	-	-	-	-	-
BOSTON U.	11/24/15	dnp		-	-	-	-	-	-	-	-	-	-	-	-	-	-	-	-	-
vs USF	11/27/15	11		1-3	.333	0-0	.000	0-0	.000	0	0	0	2.0	3	0	1	2	0	2	3.3
ILLINOIS STATE	11/30/15	dnp		-	-	-	-	-	-	-	-	-	-	-	-	-	-	-	-	-
at UCLA	12/03/15	27		1-2	.500	0-0	.000	2-4	.500	2	4	6	2.8	1	0	1	0	4	3.4	
EKU	12/9/15	dnp		-	-	-	-	-	-	-	-	-	-	-	-	-	-	-	-	-
ARIZONA STATE	12/12/15	5		1-1	1.000	0-0	.000	1-1	1.000	1	0	1	2.5	3	0	0	0	3	3.3	
vs Ohio State	12/19/15	dnp		-	-	-	-	-	-	-	-	-	-	-	-	-	-	-	-	-
#16/15 LOUISVILLE	12/26/15	dnp		-	-	-	-	-	-	-	-	-	-	-	-	-	-	-	-	-
OLE MISS	01/02/16	1		0-1	.000	0-0	.000	0-0	.000	0	0	0	2.1	2	0	1	0	0	2.9	
at LSU	01/05/16	7		0-2	.000	0-0	.000	0-0	.000	0	1	1	2.0	3	0	0	0	0	2.5	
at Alabama	1/9/16	dnp		-	-	-	-	-	-	-	-	-	-	-	-	-	-	-	-	-
MISSISSIPPI STATE	01/12/16	dnp		-	-	-	-	-	-	-	-	-	-	-	-	-	-	-	-	-
at Auburn	01/16/16	dnp		-	-	-	-	-	-	-	-	-	-	-	-	-	-	-	-	-
Totals		0	76	6-17	.353	0-0	.000	8-11	.727	6	10	16	2.0	16	1	7	5	0	20	2.5

2015-16 Averages

Games played	8
Minutes/game	9.5
Points/game	2.5
FG Pct	35.3
FT Pct	72.7
Rebounds/game	2.0
Assists/game	0.1
Turnovers/game	0.9
Assist/turnover ratio	0.1
Blocks/game	0.6

Season Highs

Points	5 vs. NJIT (11/14/15)
FG Made	2 vs. NJIT (11/14/15)
FG Attempts	4 vs. NJIT (11/14/15)
FT Made	4 vs. ALBANY (11/13/15)
FT Attempts	4, twice, last at UCLA (12/3/15)
FT Pct (min 3 made)	1.000 (4-4) vs. ALBANY (11/13/15)
Rebounds	6 at UCLA (12/3/15)
Assists	1 vs. Duke (11/17/15)
Blocks	2, twice, last vs. USF (11/27/15)
Minutes	27 at UCLA (12/3/15)

Career Highs

Points	5 vs. NJIT (11/14/15)
FG Made	2 vs. NJIT (11/14/15)
FG Attempts	4 vs. NJIT (11/14/15)
FT Made	4 vs. ALBANY (11/13/15)
FT Attempts	4, twice, last at UCLA (12/3/15)
FT Pct (min 3 made)	1.000 (4-4) vs. ALBANY (11/13/15)
Rebounds	6 at UCLA (12/3/15)
Assists	1 vs. Duke (11/17/15)
Blocks	2, twice, last vs. USF (11/27/15)
Minutes	27 at UCLA (12/3/15)

Isaac Humphries' Career Stats

Year	GP-GS	Min-Avg	FG-FGA	Pct	3FG-FGA	Pct	FT-FTA	Pct	Off-Def-Tot-Avg	PF-FO	Ast	TO	Blk	Stl	Pts	Avg
2015-16	8-0	76-9.5	6-17	.353	0-0	.000	8-11	.727	6-10-16-2.0	16-0	1	7	5	0	20	2.5
TOTAL	8-0	76-9.5	6-17	.353	0-0	.000	8-11	.727	6-10-16-2.0	16-0	1	7	5	0	20	2.5

PLAYER BIOS

Alex Poythress • 6-8 • 230 • Senior • Forward

Clarksville, Tenn. (Northeast)

POYTHRESS

22



Notes

- Second on the team with a 6.9 rebounding average
- Played great at Alabama, scoring a career-high 25. After the game Calipari said his performance was “unbelievable”
- Totaled 21 points and a career-high-tying 13 rebounds, his third double-double of the season and fifth of his career, against Eastern Kentucky - coming nearly a year to the day from tearing his ACL
- 43rd player in school history with 800 or more career points and 500 or more career rebounds
- Posted two straight double-doubles vs. Wright State and Boston U., becoming the first UK senior with consecutive double-doubles since Josh Harrellson in 2010-21 (12/31/2010 vs. Louisville and 1/3/2011 vs. Penn)
- Has played in a team-high 98 career games
- Returning from an ACL injury that cost him 28 games to conclude the 2014-15 season
- Graduated in three years with a degree in business and is now pursuing a master’s degree
- Three-time Academic Team honoree and an All-SEC Freshman team selection in 2013
- Preseason All-SEC Second Team selection (Media and Coaches)

Did You Know ...

Alex lists math as his favorite subject in school and playing cards as one of his favorite hobbies.

Alex Poythress' 2015-16 Game-by-Game Stats

Opponent	Date	gs	min	Total		3-Pointers		Free throws		Rebounds				pf	a	t/o	blk	stl	pts	avg
				fg-fga	pct	3fg-fga	pct	ft-fa	pct	off	def	tot	avg							
ALBANY	11/13/15	11	1-2	.500	0-1	.000	0-2	.000	0	3	3	3.0	4	0	0	1	1	2	2.0	
NJIT	11/14/15	21	3-5	.600	0-0	.000	3-5	.600	3	4	7	5.0	4	0	1	1	1	9	5.5	
vs #5/4 Duke	11/17/15	30	3-10	.300	0-1	.000	3-5	.600	4	3	7	5.7	4	0	0	1	0	9	6.7	
WRIGHT STATE	11/20/15	22	3-5	.600	0-1	.000	4-4	1.000	2	8	10	6.8	3	0	0	0	1	10	7.5	
BOSTON U.	11/24/15	21	7-8	.875	0-0	.000	0-0	.000	5	5	10	7.4	3	0	1	0	1	14	8.8	
vs USF	11/27/15	21	4-6	.667	0-0	.000	0-0	.000	0	5	5	7.0	3	0	0	0	0	8	8.7	
ILLINOIS STATE	11/30/15	* 30	3-7	.429	0-1	.000	3-5	.600	2	5	7	7.0	2	2	0	2	1	9	8.7	
at UCLA	12/03/15	17	1-6	.167	0-1	.000	2-2	1.000	3	2	5	6.8	5	1	0	0	1	4	8.1	
EKU	12/9/15	* 24	9-12	.750	0-2	.000	3-3	1.000	6	7	13	7.4	4	0	1	0	0	21	9.6	
ARIZONA STATE	12/12/15	* 19	3-3	1.000	0-0	.000	4-5	.800	0	6	6	7.3	4	0	0	1	1	10	9.6	
vs Ohio State	12/19/15	* 28	2-4	.500	1-1	1.000	1-3	.333	2	5	7	7.3	4	1	2	1	0	6	9.3	
#16/15 LOUISVILLE	12/26/15	* 34	5-7	.714	0-1	.000	4-7	.571	2	4	6	7.2	1	1	1	3	1	14	9.7	
OLE MISS	01/02/16	* 23	2-5	.400	0-1	.000	2-3	.667	3	6	9	7.3	4	0	3	0	0	6	9.4	
at LSU	01/05/16	* 26	2-3	.667	0-1	.000	0-3	.000	0	4	4	7.1	5	0	3	0	0	4	9.0	
at Alabama	1/9/16	* 34	8-10	.800	0-1	.000	9-11	.818	3	4	7	7.1	3	0	4	1	0	25	10.1	
MISSISSIPPI STATE	01/12/16	* 31	1-4	.250	0-1	.000	4-6	.667	2	6	8	7.1	4	0	1	0	1	6	9.8	
at Auburn	01/16/16	* 21	2-5	.400	0-0	.000	2-2	1.000	0	3	3	6.9	2	0	1	3	1	6	9.6	
Totals		10	413	59-102	.578	1-13	.077	44-66	.667	37	80	117	6.9	59	5	18	14	10	163	9.6

2015-16 Averages

Games played	17
Minutes/game	24.3
Points/game	9.6
FG Pct	57.8
3FG Pct	7.7
FT Pct	66.7
Rebounds/game	6.9
Assists/game	0.3
Turnovers/game	1.1
Assist/turnover ratio	0.3
Steals/game	0.6
Blocks/game	0.8

Season Highs

Points.....25 at Alabama (1/9/16)
 FG Made.....9 vs. EKU (12/9/15)
 FG Attempts.....12 vs. EKU (12/9/15)
 FG Pct (min 5 made)......875 (7-8) vs. BOSTON (11/24/15)
 3FG Made.....1 vs. Ohio St. (12/19/15)
 3FG Attempts.....2 vs. EKU (12/9/15)
 FT Made.....9 at Alabama (1/9/16)
 FT Attempts.....11 at Alabama (1/9/16)
 FT Pct (min 3 made)1.000 (4-4) 2X last vs. WRIGHT ST. (11/20/15)
 Rebounds.....13 vs. EKU (12/9/15)
 Assists.....2 vs. ILLINOIS ST. (11/30/15)
 Steals.....1,10x, last at Auburn (1/16/16)
 Blocks.....3, 2x, last at Auburn (1/16/16)
 Minutes.....34, twice, last at Alabama (1/9/16)

Career Highs

Points.....25 at Alabama (1/9/16)
 FG Made.....9, 5x, last vs. EKU (12/9/15)
 FG Atts.....12, 3x, last vs. EKU (12/9/15)
 FG Pct (min 5 made)..900 (9-10) vs. LAFAYETTE (11/16/15)
 3-FG Made. 2, twice, last vs. TENNESSEE (1/15/13)
 3-FG Atts.....3, 3x, last vs. EKU (12/9/15)
 FT Made.....9 at Alabama (1/9/16)
 FT Attempts.....11 at Alabama (1/9/16)
 FT Pct (min 3 made) 1.000, 5x, last vs. WRIGHT ST. (11/20/15)
 Rebounds.....13, twice, last vs. EKU (12/9/13)
 Assists...3, twice, last vs. ROBERT MORRIS (11/17/13)
 Steals.....2, 3x, last vs. Providence (11/30/14)
 Blocks.....4 vs. UT ARLINGTON (11/25/14)
 Minutes.....40 vs. MISSOURI (2/23/13)

Alex Poythress' Career Stats

Year	GP-GS	Min-Avg	FG-FGA	Pct	3FG-FGA	Pct	FT-FTA	Pct	Off-Def-Tot-Avg	PF-FO	Ast	TO	Blk	Stl	Pts	Avg
2012-13	33-31	852-25.8	133-229	.581	14-33	.424	91-132	.689	62-137-199-6.0	88-6	22	66	14	9	371	11.2
2013-14	40-0	734-18.4	88-177	.497	8-33	.242	50-80	.625	72-109-181-4.5	85-2	17	38	29	12	234	5.9
2014-15	8-8	162-20.3	16-42	.381	0-7	.000	12-14	.857	12-18-30-3.8	17-1	2	8	12	4	44	5.5
2015-16	17-10	413-24.3	59-102	.578	1-13	.077	44-66	.667	37-80-117-6.9	59-2	5	18	14	10	163	9.6
TOTAL	98-49	2161-22.1	296-550	.538	23-86	.267	197-292	.675	183-344-527-5.4	249-11	46	130	69	35	812	8.3

PLAYER BIOS

Jamal Murray • 6-4 • 207 • Freshman • Guard

Kitchener, Ontario (Athlete Institute)

**MURRAY
23**



Notes

- The first player in Kentucky history to hit at least one 3-pointer in each of his first 17 career games
- Leads UK in scoring at 17.8 points per game. No player has averaged more than 17.3 in a season under Calipari
- Scored in double figures in 16 of 17 games, in 15 straight, and scored 20 or more points in four straight games
- The first UK freshman in school history to score at least 18 points in each of the first five SEC games
- His point-total (33) against Ohio State was the second most by a UK player in the Calipari era (35 by Terrence Jones vs. Auburn on Jan. 11, 2011)
- With his performance in his UK debut against Albany, he became the first UK player to post at least 19 points, eight assists and three steals since John Wall did so against Rider on Nov. 21, 2009
- Made a career-high seven 3-pointers against Ohio State, all of them in the second half. He missed just one 3-point attempt in the second half
- Breakout performance in the Pan Am Games as a member of the Canadian National Team with 22 points (all in the second half or overtime) and six assists in a triumph over Team USA to advance to the title game

Did You Know ...

Jamal chose No. 23 because it represents the date of his birth. He also meditates to prepare mentally before each game.

Jamal Murray's 2015-16 Game-by-Game Stats

Opponent	Date	gs	min	Total		3-Pointers		Free throws		Rebounds				pf	a	t/o	blk	stl	pts	avg	
				fg-fga	pct	3fg-fga	pct	ft-fa	pct	off	def	tot	avg								
ALBANY	11/13/15	*	32	8-15	.533	2-5	.400	1-1	1.000	1	2	3	3.0	3	8	5	0	3	19	19.0	
NJIT	11/14/15	*	30	3-13	.231	1-10	.100	1-1	1.000	1	4	5	4.0	2	2	3	0	1	8	13.5	
vs #5/4 Duke	11/17/15	*	38	7-17	.412	2-3	.667	0-2	.000	3	2	5	4.3	2	5	3	0	4	16	14.3	
WRIGHT STATE	11/20/15	*	34	1-4	.250	1-3	.333	10-10	1.000	0	6	6	4.8	1	1	5	0	0	13	14.0	
BOSTON U.	11/24/15	*	31	5-9	.556	2-5	.400	0-0	.000	1	2	3	4.4	4	2	2	0	0	12	13.6	
vs USF	11/27/15	*	35	8-16	.500	2-5	.400	3-3	1.000	2	1	3	4.2	0	3	0	0	0	21	14.8	
ILLINOIS STATE	11/30/15	*	29	3-9	.333	1-3	.333	9-13	.692	1	4	5	4.3	2	1	4	0	1	16	15.0	
at UCLA	12/03/15	*	35	5-16	.313	5-11	.455	2-3	.667	1	4	5	4.4	3	0	3	0	2	17	15.3	
EKU	12/9/15	*	36	6-15	.400	2-9	.222	2-4	.500	2	5	7	4.7	2	4	4	1	0	16	15.3	
ARIZONA STATE	12/12/15	*	29	4-13	.308	2-6	.333	7-8	.875	1	2	3	4.5	2	5	2	0	0	17	15.5	
vs Ohio State	12/19/15	*	34	13-23	.565	7-9	.778	0-0	.000	1	2	3	4.4	3	1	2	0	1	33	17.1	
#16/15 LOUISVILLE	12/26/15	*	34	3-14	.214	3-8	.375	3-6	.500	1	5	6	4.5	3	2	7	1	0	12	16.7	
OLE MISS	01/02/16	*	39	7-17	.412	4-12	.333	0-0	.000	3	3	6	4.6	1	3	2	0	1	18	16.8	
at LSU	01/05/16	*	36	9-17	.529	2-5	.400	1-1	1.000	1	1	2	4.4	2	1	2	0	1	21	17.1	
at Alabama	1/9/16	*	31	7-13	.538	1-4	.250	6-6	1.000	2	3	5	4.5	3	0	1	0	1	21	17.3	
MISSISSIPPI STATE	01/12/16	*	36	7-14	.500	5-11	.455	3-4	.750	0	1	1	4.3	3	3	4	0	1	22	17.6	
at Auburn	01/16/16	*	36	8-22	.364	4-10	.400	0-1	.000	4	1	5	4.3	5	2	2	0	3	20	17.8	
Totals			17	575	104-247	.421	46-119	.387	48-63	.762	25	48	73	4.3	41	43	51	2	19	302	17.8

2015-16 Averages

Games played	17
Minutes/game	33.8
Points/game	17.8
FG Pct	42.1
3FG Pct	38.7
FT Pct	76.2
Rebounds/game	4.3
Assists/game	2.5
Turnovers/game	3.0
Assist/turnover ratio	0.8
Steals/game	1.1
Blocks/game	0.1

Season Highs

Points	33 vs. Ohio St. (12/19/15)
FG Made	13 vs. Ohio St. (12/19/15)
FG Attempts	23 vs. Ohio St. (12/19/15)
FG Pct (min 5)	.565 (13-23) vs. Ohio St. (12/19/15)
3FG Made	7 vs. Ohio St. (12/19/15)
3FG Attempts	12 vs. OLE MISS (1/2/16)
3FG Pct (min 2)	.778 (7-9) vs. Ohio St. (12/19/15)
FT Made	10 vs. WRIGHT ST. (11/20/15)
FT Attempts	13 vs. ILLINOIS ST. (11/30/15)
FT Pct. (min. 3)	1.000, 3x last at Alabama (1/8/16)
Rebounds	7 vs. EKU (12/9/15)
Assists	8 vs. ALBANY (11/13/15)
Steals	4 vs. Duke (11/17/15)
Blocks	1, twice, last vs. LOUISVILLE (12/26/15)
Minutes	39 vs. OLE MISS (1/2/16)

Career Highs

Points	33 vs. Ohio St. (12/19/15)
FG Made	13 vs. Ohio St. (12/19/15)
FG Attempts	23 vs. Ohio St. (12/19/15)
FG Pct (min 5)	.565 (13-23) vs. Ohio St. (12/19/15)
3FG Made	7 vs. Ohio St. (12/19/15)
3FG Attempts	12 vs. OLE MISS (1/2/16)
3FG Pct (min 2)	.778 (7-9) vs. Ohio St. (12/19/15)
FT Made	10 vs. WRIGHT ST. (11/20/15)
FT Attempts	13 vs. ILLINOIS ST. (11/30/15)
FT Pct. (min. 3)	1.000, 3x last at Alabama (1/8/16)
Rebounds	7 vs. EKU (12/9/15)
Assists	8 vs. ALBANY (11/13/15)
Steals	4 vs. Duke (11/17/15)
Blocks	1, twice, last vs. LOUISVILLE (12/26/15)
Minutes	39 vs. OLE MISS (1/2/16)

Jamal Murray's Career Stats

Year	GP-GS	Min-Avg	FG-FGA	Pct	3FG-FGA	Pct	FT-FTA	Pct	Off-Def-Tot-Avg	PF-FO	Ast	TO	Blk	Stl	Pts	Avg
2015-16	17-17	575-33.8	104-247	.421	46-119	.387	48-63	.762	25-48-73-4.3	41-1	43	51	2	19	302	17.8
TOTAL	17-17	575-33.8	104-247	.421	46-119	.387	48-63	.762	25-48-73-4.3	41-1	43	51	2	19	302	17.8

PLAYER BIOS

EJ Floréal • 6-4 • 203 • Junior • Guard

Palo Alto, Calif. (Dunbar)



Notes

- Has played in three games this year
- Scored on a dunk in the exhibition win over Ottawa and also added three rebounds and an assist
- Academic All-SEC member as a sophomore
- Played in 18 career games

Did You Know ...

EJ is a tremendous athlete who also competed in track and field while in high school. He has been tabbed the team's best dunker.

EJ Floréal's 2015-16 Game-by-Game Stats

Opponent	Date	gs	min	Total		3-Pointers		Free throws		Rebounds				pf	a	t/o	blk	stl	pts	avg
				fg-fga	pct	3fg-fga	pct	ft-fa	pct	off	def	tot	avg							
ALBANY	11/13/15	dnp	-	-	-	-	-	-	-	-	-	-	-	-	-	-	-	-	-	-
NJIT	11/14/15	dnp	-	-	-	-	-	-	-	-	-	-	-	-	-	-	-	-	-	-
vs #5/4 Duke	11/17/15	dnp	-	-	-	-	-	-	-	-	-	-	-	-	-	-	-	-	-	-
WRIGHT STATE	11/20/15	dnp	-	-	-	-	-	-	-	-	-	-	-	-	-	-	-	-	-	-
BOSTON U.	11/24/15	dnp	-	-	-	-	-	-	-	-	-	-	-	-	-	-	-	-	-	-
vs USF	11/27/15	dnp	-	-	-	-	-	-	-	-	-	-	-	-	-	-	-	-	-	-
ILLINOIS STATE	11/30/15	dnp	-	-	-	-	-	-	-	-	-	-	-	-	-	-	-	-	-	-
at UCLA	12/03/15	dnp	-	-	-	-	-	-	-	-	-	-	-	-	-	-	-	-	-	-
EKU	12/9/15	dnp	-	-	-	-	-	-	-	-	-	-	-	-	-	-	-	-	-	-
ARIZONA STATE	12/12/15	1	0	0-0	.000	0-0	.000	0-0	.000	1	0	1	1.0	0	0	0	0	0	0	0.0
vs Ohio State	12/19/15	dnp	-	-	-	-	-	-	-	-	-	-	-	-	-	-	-	-	-	-
#16/15 LOUISVILLE	12/26/15	dnp	-	-	-	-	-	-	-	-	-	-	-	-	-	-	-	-	-	-
OLE MISS	01/02/16	dnp	-	-	-	-	-	-	-	-	-	-	-	-	-	-	-	-	-	-
at LSU	01/05/16	dnp	-	-	-	-	-	-	-	-	-	-	-	-	-	-	-	-	-	-
at Alabama	1/9/16	1	0	0-0	.000	0-0	.000	0-0	.000	0	0	0	0.5	0	0	0	0	0	0	0.0
MISSISSIPPI STATE	01/12/16	dnp	-	-	-	-	-	-	-	-	-	-	-	-	-	-	-	-	-	-
at Auburn	01/16/16	0	0	0-0	.000	0-0	.000	0-0	.000	0	0	0	0.3	0	0	0	0	0	0	0.0
Totals		0	2	0-0	.000	0-0	.000	0-0	.000	1	0	1	0.3	0	0	0	0	0	0	0.0

2015-16 Averages

Games played	3
Minutes/game	0.7
Rebounds/game	0.3

Season Highs

Rebounds 1 vs. ARIZONA ST. (12/12/15)
 Minutes 1, twice, last at Alabama (1/9/16)

Career Highs

Points..... 2 vs. Robert Morris (11/17/13)
 Rebounds .. 1, 3x, last vs. ARIZONA ST. (12/12/15)
 FG Made 1, vs. ROBERT MORRIS (11/17/13)
 FG Atts.....1, twice, last vs. MONTANA ST. (11/23/14)
 FG Pct (min 5 made)..... -
 3-FG Made..... -
 3-FG Atts..... -
 FTs Made 1 vs. Kansas (11/18/14)
 FTs Atts..... 2 vs. Kansas (11/18/14)
 FT Pct (min 3 made)..... -
 Assists -
 Steals 1, twice, last vs. UCLA (12/20/14)
 Blocks 1 vs. ROBERT MORRIS (11/17/13)
 Minutes 5 vs. MONTANA ST. (11/23/14)

EJ Floréal's Career Stats

Year	GP-GS	Min-Avg	FG-FGA	Pct	3FG-FGA	Pct	FT-FTA	Pct	Off-Def-Tot-Avg	PF-FO	Ast	TO	Blk	Stl	Pts	Avg
2013-14	3-0	4-1.3	1-1	1.000	0-0	.000	0-0	.000	0-1-1-0.3	1-0	0	0	1	1	2	0.7
2014-15	13-0	20-1.5	0-1	.000	0-0	.000	1-2	.500	0-1-1-0.1	2-0	0	4	0	1	1	0.1
2015-16	3-0	2-0.7	0-0	.000	0-0	.000	0-0	.000	1-0-1-0.3	0-0	0	0	0	0	0	0.0
TOTAL	19-0	26-1.4	1-2	.500	0-0	.000	1-2	.500	1-2-3-0.2	3-0	0	4	1	2	3	0.2

PLAYER BIOS

Dominique Hawkins • 6-0 • 190 • Junior • Guard

Richmond, Ky. (Madison Central)



Notes

- Left the Ole Miss game in the second half -- the game following his career-best performance, against Louisville -- with a sprained left ankle and has missed three straight games
- Had a career game against Louisville with 13 points, adding three 3s - prior to that game he'd never made more than one 3 in a game
- Became the first Kentucky native to score in double figures for the Wildcats against Louisville since Darius Miller did so in the 2012 Final Four
- Calipari on Hawkins' performance vs. Louisville: "He'll fight like crazy, he's got a great temperament, a great demeanor. One of the great kids of all time. I mean literally one of the great kids."
- Broke his hand during preseason practices and did not compete in the exhibition games but has played in 11 regular-season games
- Appeared in 67 career games and has made nine starts

Did You Know ...

Dominique is the self-proclaimed best video game player on the team. He lists his mom, Denise, as the greatest influence in his life.

Dominique Hawkins' 2015-16 Game-by-Game Stats

Opponent	Date	gs	min	Total		3-Pointers		Free throws		Rebounds				pf	a	t/o	blk	stl	pts	avg
				fg-fga	pct	3fg-fga	pct	ft-fa	pct	off	def	tot	avg							
ALBANY	11/13/15	11		0-1	.000	0-1	.000	0-0	.000	1	0	1	1.0	3	0	0	0	0	0	0.0
NJIT	11/14/15	3		0-1	.000	0-0	.000	1-2	.500	1	0	1	1.0	2	1	0	0	0	1	0.5
vs #5/4 Duke	11/17/15	dnp		-	-	-	-	-	-	-	-	-	-	-	-	-	-	-	-	-
WRIGHT STATE	11/20/15	dnp		-	-	-	-	-	-	-	-	-	-	-	-	-	-	-	-	-
BOSTON U.	11/24/15	3		0-1	.000	0-1	.000	0-0	.000	0	0	0	0.7	1	0	0	0	0	0	0.3
vs USF	11/27/15	9		1-2	.500	1-2	.500	0-0	.000	0	0	0	0.5	0	1	0	0	1	3	1.0
ILLINOIS STATE	11/30/15	24		1-5	.200	0-3	.000	5-7	.714	0	0	0	0.4	1	0	1	1	1	7	2.2
at UCLA	12/03/15	8		1-3	.333	0-1	.000	0-0	.000	2	1	3	0.8	0	0	0	0	2	2.2	
EKU	12/9/15	6		0-0	.000	0-0	.000	2-2	1.000	1	1	2	1.0	1	2	0	0	2	2.1	
ARIZONA STATE	12/12/15	2		0-1	.000	0-1	.000	0-0	.000	0	0	0	0.9	0	0	1	0	0	1.9	
vs Ohio State	12/19/15	2		0-0	.000	0-0	.000	0-0	.000	0	0	0	0.8	0	0	0	0	0	1.7	
#16/15 LOUISVILLE	12/26/15	26		3-4	.750	3-4	.750	4-6	.667	0	1	1	0.8	3	1	1	0	13	2.8	
OLE MISS	01/02/16	3		0-1	.000	0-1	.000	0-0	.000	0	0	0	0.7	2	1	0	0	0	2.5	
at LSU	01/05/16	dnp		-	-	-	-	-	-	-	-	-	-	-	-	-	-	-	-	
at Alabama	1/9/16	dnp		-	-	-	-	-	-	-	-	-	-	-	-	-	-	-	-	
MISSISSIPPI STATE	01/12/16	dnp		-	-	-	-	-	-	-	-	-	-	-	-	-	-	-	-	
at Auburn	01/16/16	dnp		-	-	-	-	-	-	-	-	-	-	-	-	-	-	-	-	
Totals		0	97	6-19	.316	4-14	.286	12-17	.706	5	3	8	0.7	13	6	3	1	2	28	2.5

2015-16 Averages

Games played	11
Minutes/game	8.8
Points/game	2.5
FG Pct	31.6
3FG Pct	28.6
FT Pct	70.6
Rebounds/game	0.7
Assists/game	0.5
Turnovers/game	0.3
Assist/turnover ratio	2.0
Steals/game	0.2
Blocks/game	0.1

Season Highs

Points	13 vs. LOUISVILLE (12/26/15)
FG Made	3 vs. LOUISVILLE (12/26/15)
FG Attempts	5 vs. ILLINOIS ST. (11/27/15)
3FG Made	3 vs. LOUISVILLE (12/26/15)
3FG Attempts	4 vs. LOUISVILLE (12/26/15)
3FG Pct. (2 made)	.750 (3-4) LOUISVILLE (12/26/15)
FT Made	5 vs. ILLINOIS ST. (11/30/15)
FT Attempts	7 vs. ILLINOIS ST. (11/30/15)
FT Pct. (3 made)	.714 (5-7) ILLINOIS ST. (11/30/15)
Rebounds	3 at UCLA (12/3/15)
Assists	2 vs. EKU (12/9/15)
Steals	1, twice, last vs. ILLINOIS ST. (11/30/15)
Blocks	1 vs. ILLINOIS ST. (11/30/15)

Career Highs

Points	13 vs. LOUISVILLE (12/26/15)
FG Made	3, twice, last vs. LOUISVILLE (12/26/15)
FG Atts	8 vs. MONTANA ST. (11/23/14)
FG Pct (min 5 made)	-
3FG Made	3 vs. LOUISVILLE (12/26/15)
3FG Attempts	4 vs. LOUISVILLE (12/26/15)
3FG Pct. (2 made)	.750 (3-4) LOUISVILLE (12/26/15)
FTs Made	5 vs. ILLINOIS ST. (11/30/15)
FTs Atts	7 vs. ILLINOIS ST. (11/30/15)
FT Pct (min 5 made)	.714 (5-7) vs. ILLINOIS ST. (11/30/15)
Rebounds	4 vs. BELMONT (12/21/13)
Assists	6 vs. EKU (12/7/14)
Steals	2, twice, last at Florida (2/7/15)
Blocks	1, 3x, last vs. ILLINOIS ST. (11/30/15)
Minutes	26 vs. LOUISVILLE (12/26/15)

Dominique Hawkins' Career Stats

Year	GP-GS	Min-Avg	FG-FGA	Pct	3FG-FGA	Pct	FT-FTA	Pct	Off-Def-Tot-Avg	PF-FO	Ast	TO	Blk	Stl	Pts	Avg
2013-14	33-0	283-8.6	9-31	.290	2-16	.125	5-13	.385	7-16-23-0.7	37-0	12	6	1	4	25	0.8
2014-15	23-9	163-7.1	10-35	.286	5-21	.238	4-10	.400	3-13-16-0.7	14-0	14	5	1	7	29	1.3
2015-16	11-0	97-8.8	6-19	.316	4-14	.286	12-17	.706	5-3-8-0.7	13-0	6	3	1	2	28	2.5
TOTAL	67-9	543-8.1	25-85	.294	11-51	.216	21-40	.525	15-32-47-0.7	64-0	32	14	3	13	82	1.2

PLAYER BIOS

Derek Willis • 6-9 • 220 • Junior • Forward

Mt. Washington, Ky. (Bullitt East)



Notes

- Coming off his first career double-double, a 12-point, 12-rebound performance at Auburn
- His 12 rebounds at Auburn were a career high, as were his minutes played
- First UK native with 12 points and 12 rebounds in an SEC road game since Reggie Hanson on Jan. 31, 1990
- Scored double-digit points in UK's opening two games
- Made his first career start vs. NJIT after he set new career highs in points (14), field goals (four), 3-pointers made (two), field-goal attempts (seven) and minutes played (28)
- Against NJIT he tied his career high with a 4-for-4 mark from the free-throw line and had five rebounds
- Has appeared in 49 career games
- Two-time All-SEC Academic Team performer

Did You Know ...

Derek chose his jersey number because Kevin Durant is his favorite player. He lists ping-pong as a hobby outside of basketball.

Derek Willis' 2015-16 Game-by-Game Stats

Opponent	Date	gs	min	Total		3-Pointers		Free throws		Rebounds				pf	a	t/o	blk	stl	pts	avg
				fg-fga	pct	3fg-fga	pct	ft-fa	pct	off	def	tot	avg							
ALBANY	11/13/15	28	4-7	.571	2-5	.400	4-4	1.000	2	3	5	5.0	1	3	3	0	2	14	14.0	
NJIT	11/14/15	*	17	4-5	.800	3-4	.750	0-0	.000	0	3	3	4.0	1	1	0	2	0	11	12.5
vs #5/4 Duke	11/17/15	7	0-1	.000	0-1	.000	0-0	.000	0	0	0	2.7	1	0	0	0	0	0	8.3	
WRIGHT STATE	11/20/15	9	1-3	.333	0-1	.000	0-0	.000	0	0	0	2.0	1	0	0	0	0	2	6.8	
BOSTON U.	11/24/15	9	1-6	.167	0-3	.000	0-0	.000	1	1	2	2.0	1	0	0	0	2	2	5.8	
vs USF	11/27/15	6	1-3	.333	0-1	.000	0-0	.000	0	0	0	1.7	1	0	1	0	1	2	5.2	
ILLINOIS STATE	11/30/15	8	1-2	.500	1-2	.500	2-2	1.000	0	2	2	1.7	0	0	0	1	0	5	5.1	
at UCLA	12/03/15	14	4-9	.444	1-4	.250	2-2	1.000	3	3	6	2.3	5	0	0	0	1	11	5.9	
EKU	12/9/15	6	1-3	.333	0-2	.000	0-0	.000	0	1	1	2.1	0	1	0	0	0	2	5.4	
ARIZONA STATE	12/12/15	14	3-4	.750	1-2	.500	0-0	.000	1	2	3	2.2	1	0	1	1	1	7	5.6	
vs Ohio State	12/19/15	dnp	-	-	-	-	-	-	-	-	-	-	-	-	-	-	-	-	-	
#16/15 LOUISVILLE	12/26/15	16	1-4	.250	1-3	.333	0-0	.000	1	1	2	2.2	0	0	2	0	0	3	5.4	
OLE MISS	01/02/16	9	3-4	.750	2-3	.667	0-0	.000	1	0	1	2.1	1	1	2	0	0	8	5.6	
at LSU	01/05/16	19	2-5	.400	2-4	.500	0-0	.000	2	1	3	2.2	2	0	0	0	1	6	5.6	
at Alabama	1/9/16	17	0-0	.000	0-0	.000	0-0	.000	0	2	2	2.1	4	0	0	0	0	0	5.2	
MISSISSIPPI STATE	01/12/16	11	2-3	.667	2-2	1.000	2-2	1.000	1	1	2	2.1	0	1	1	1	1	8	5.4	
at Auburn	01/16/16	31	4-10	.400	2-5	.400	2-2	1.000	3	9	12	2.8	3	2	2	1	1	12	5.8	
Totals		1	221	32-69	.464	17-42	.405	12-12	1.000	15	29	44	2.8	22	9	12	6	10	93	5.8

2015-16 Averages

Games played	16
Minutes/game	13.8
Points/game	5.8
FG Pct	46.4
3FG Pct	40.5
FT Pct	100.0
Rebounds/game	2.8
Assists/game	0.6
Turnovers/game	0.8
Assist/turnover ratio	0.8
Steals/game	0.6
Blocks/game	0.4

Season Highs

Points	14 vs. ALBANY (11/13/15)
FG Made	4, 4x, last at Auburn (1/16/16)
FG Attempts	10 at Auburn (1/16/16)
3FG Made	3 vs. NJIT (11/14/15)
3FG Attempts	5, twice, last at Auburn (1/16/16)
3FG Pct (min 2)	1.000 (2-2) vs. MISSISSIPPI ST. (1/12/16)
FT Made	4 vs. ALBANY (11/13/15)
FT Attempts	4 vs. ALBANY (11/13/15)
FT Pct (min 3)	1.000 (4-4) vs. ALBANY (11/13/15)
Rebounds	12 at Auburn (1/16/16)
Assists	3 vs. ALBANY (11/13/15)
Steals	2, twice, last vs BOSTON (11/24/15)
Blocks	2 vs. NJIT (11/14/15)
Minutes	31 at Auburn (1/16/16)

Career Highs

Points	14 vs. ALBANY (11/13/15)
FG Made	4, 4x, last at Auburn (1/16/16)
FG Attempts	10 at Auburn (1/16/16)
3-FG Made	3 vs. NJIT (11/14/15)
3FG Attempts	5, twice, last at Auburn (1/16/16)
3FG Pct (min 2)	1.000 (2-2) vs. MISSISSIPPI ST. (1/12/16)
FTs Made	4, twice, last vs. ALBANY (11/13/15)
FTs Atts	6 vs. Northern Kentucky (11/10/13)
FT Pct (min 3)	1.000, twice, last vs. ALBANY (11/13/15)
Rebounds	12 at Auburn (1/16/16)
Assists	3 vs. ALBANY (11/13/15)
Steals	2, twice, last vs BOSTON (11/24/15)
Blocks	3, vs. UCLA (12/20/14)
Minutes	31 at Auburn (1/16/16)

Derek Willis' Career Stats

Year	GP-GS	Min-Avg	FG-FGA	Pct	3FG-3FGA	Pct	FT-FTA	Pct	Off-Def-Tot-Avg	PF-FO	Ast	TO	Blk	Stl	Pts	Avg
2013-14	14-0	39-2.8	3-9	.333	1-6	.167	9-12	.750	1-7-8-0.6	0-0	0	4	0	1	16	1.1
2014-15	19-0	75-3.9	7-18	.389	5-15	.333	6-6	1.000	5-9-14-0.7	5-0	5	8	3	2	25	1.3
2015-16	16-1	221-13.8	32-69	.464	17-42	.405	12-12	1.000	15-29-44-2.8	22-1	9	12	6	10	93	5.8
TOTAL	49-1	335-6.8	42-96	.438	23-63	.365	27-30	.900	21-45-66-1.3	27-1	14	24	9	13	134	2.7

SEASON BOX SCORES

EXHIBITION GAME ONE KENTUCKY 117, OTTAWA 58

Official Basketball Box Score -- Game Totals -- Final Statistics
Ottawa vs Kentucky
11/2/15 7:00 pm at Rupp Arena - Lexington, KY

#	Player	Total			3-Ptr			Rebounds			PF	TP	A	TO	Bk	Stl	Min
		FG-FGA	FG-FGA	FT-FTA	FG-FGA	FG-FGA	FT-FTA	Off	Def	Tot							
44	Oakes, Preston	f	2-9	0-4	0-0	0	1	1	3	4	1	2	0	0	0	15	
32	O'Con, John	c	0-1	0-0	1-2	1	2	3	2	1	0	1	1	0	0	17	
00	Mitchell, Hollis	g	2-7	0-3	0-0	1	1	2	1	4	3	1	0	1	0	14	
03	Jones, Pat	g	1-5	1-4	0-0	0	2	2	2	3	1	3	0	0	0	14	
33	Norfleet, Marshon	g	6-12	4-8	4-4	0	1	1	1	20	0	2	1	2	1	19	
01	McKinney, Mike	g	2-4	0-1	0-0	0	1	1	2	4	0	1	0	0	0	10	
05	Shaffer, Tyler	g	0-2	0-0	0-0	1	0	1	0	0	0	0	0	0	0	3	
10	Brown, Zach	g	1-3	1-2	0-0	1	0	1	1	3	0	0	0	0	0	22	
11	Okoronkwo, Emeke	g	1-5	0-2	5-6	1	2	3	1	7	0	3	0	0	0	11	
12	Hasty, Alex	g	0-1	0-0	0-0	0	0	0	0	0	0	1	0	0	0	12	
13	Gant, Eric	g	0-3	0-2	0-0	0	0	0	1	0	0	2	0	1	0	15	
14	Bullinger, Logan	g	2-9	0-0	6-6	1	3	4	1	10	0	0	0	0	0	24	
22	Falk, Riley	g	0-1	0-0	0-0	0	0	0	1	0	0	1	0	0	0	4	
25	Perez, Devin	g	0-2	0-1	0-0	0	1	1	0	0	0	0	0	0	0	3	
35	Stackhouse, Dallas	g	0-1	0-0	2-2	2	2	4	2	2	0	0	0	0	0	17	
	Team					3	1	4									
	Totals		17-65	6-27	18-20	11	17	28	18	58	5	17	2	4	0	200	

FG % 1st Half: 11-34 32.4% 2nd half: 6-31 19.4% Game: 17-65 26.2%
3FG % 1st Half: 6-19 31.6% 2nd half: 0-8 0.0% Game: 6-27 22.2%
FT % 1st Half: 7-8 87.5% 2nd half: 11-12 91.7% Game: 18-20 90.0%

Kentucky 117

#	Player	Total			3-Ptr			Rebounds			PF	TP	A	TO	Bk	Stl	Min
		FG-FGA	FG-FGA	FT-FTA	FG-FGA	FG-FGA	FT-FTA	Off	Def	Tot							
00	Lee, Marcus	f	5-7	0-0	0-1	2	4	6	2	10	0	0	1	2	0	16	
01	Labissiere, Skai	f	9-12	0-0	0-0	0	5	5	4	18	2	1	2	1	22	27	
03	Ulis, Tyler	g	5-10	4-5	3-4	1	3	4	0	17	10	0	0	2	27	27	
13	Briscoe, Isaiah	g	4-6	0-1	3-4	0	3	3	1	11	3	3	0	1	22	22	
23	Murray, Jamal	g	8-15	4-8	2-2	3	9	12	3	22	9	3	1	3	29	29	
04	Matthews, Charles	g	2-4	0-1	0-2	1	1	2	1	4	3	1	1	0	19	19	
10	David, Jonny	g	0-1	0-1	0-0	0	2	2	0	0	0	0	0	0	4	4	
11	Mulder, Mychal	g	2-5	2-4	0-0	1	2	1	6	1	0	0	0	0	9	9	
15	Humphries, Isaac	g	4-6	0-0	1-3	4	2	6	1	9	0	1	0	1	17	17	
22	Poythress, Alex	g	3-7	2-2	0-0	2	4	6	3	8	1	1	2	0	17	17	
24	Florean, EJ	g	1-1	0-0	0-0	0	3	3	0	2	1	1	0	0	4	4	
35	Willis, Derek	g	5-6	0-0	0-2	5	2	7	1	10	2	2	0	2	0	14	
	Team					1	0	1			1						
	Totals		48-80	12-22	9-28	20	39	59	17	117	32	12	9	10	20	200	

FG % 1st Half: 26-36 72.2% 2nd half: 22-44 50.0% Game: 48-80 60.0%
3FG % 1st Half: 7-10 70.0% 2nd half: 5-12 41.7% Game: 12-22 54.5%
FT % 1st Half: 8-12 66.7% 2nd half: 1-6 16.7% Game: 9-18 50.0%

Officials: John Hampton, Bart Lenox, Brent Hampton
Technical fouls: Ottawa-None. Kentucky-None.
Attendance: 20743

Score by periods	1st	2nd	Total
Ottawa	35	23	58
Kentucky	67	50	117

EXHIBITION GAME TWO KENTUCKY 111, KENTUCKY STATE 58

Official Basketball Box Score -- Game Totals -- Final Statistics
Kentucky State Univ vs Kentucky
11/6/15 6:00 p.m. at Rupp Arena - Lexington, KY

#	Player	Total			3-Ptr			Rebounds			PF	TP	A	TO	Bk	Stl	Min
		FG-FGA	FG-FGA	FT-FTA	FG-FGA	FG-FGA	FT-FTA	Off	Def	Tot							
32	William Bryant	f	0-1	0-0	0-0	2	3	5	5	0	0	1	0	0	0	16	
12	Julius Barton	c	1-3	0-0	1-4	1	0	1	5	3	4	0	0	0	0	8	
00	Dorian Jordan	g	2-3	0-0	0-0	1	1	1	4	1	4	1	2	0	1	16	
03	Triston Ford	g	3-12	2-5	1-4	0	2	2	1	9	4	0	1	0	1	26	
04	Malcolm Smith	g	4-12	2-4	4-4	3	2	5	0	14	0	7	0	0	0	21	
01	Rob Shaw	g	2-4	0-0	0-0	0	0	0	2	4	0	1	0	1	9	9	
05	Kevin Shaw	g	2-11	1-7	4-6	2	1	3	3	9	0	1	0	0	0	21	
10	Teddy Ware	g	2-6	1-4	0-0	0	1	1	1	5	0	0	0	0	0	10	
11	Daquan Boyd	g	0-0	0-0	0-0	0	1	1	1	0	2	2	0	0	0	8	
25	Johnatas Alexander	g	3-5	0-0	0-2	2	2	4	5	6	0	0	0	1	24	24	
22	Quentin Henderson	g	0-6	0-0	1-2	0	2	2	1	0	0	0	0	0	0	15	
24	Ivan Hooker	g	0-1	0-0	0-0	0	0	0	0	0	0	0	0	0	0	15	
31	Michael Cross	g	1-4	0-2	1-1	2	2	4	3	3	1	1	0	0	0	11	
	Team					2	3	5									
	Totals		20-68	6-22	12-23	15	20	35	31	58	8	17	0	4	0	200	

FG % 1st Half: 9-36 25.0% 2nd half: 11-32 34.4% Game: 20-68 29.4%
3FG % 1st Half: 2-9 22.2% 2nd half: 4-13 30.8% Game: 6-22 27.3%
FT % 1st Half: 0-4 0.0% 2nd half: 12-19 63.2% Game: 12-23 52.2%

Kentucky 111 • 0-0

#	Player	Total			3-Ptr			Rebounds			PF	TP	A	TO	Bk	Stl	Min
		FG-FGA	FG-FGA	FT-FTA	FG-FGA	FG-FGA	FT-FTA	Off	Def	Tot							
00	Lee, Marcus	f	3-5	0-0	3-4	3	8	11	2	9	2	0	2	0	0	26	
01	Labissiere, Skai	f	9-12	0-0	4-5	2	7	9	3	22	0	3	1	1	17	17	
03	Ulis, Tyler	g	4-8	0-1	7-8	0	3	3	2	15	4	1	0	3	29	29	
13	Briscoe, Isaiah	g	3-7	1-3	1-7	0	2	2	3	8	4	1	0	3	26	26	
23	Murray, Jamal	g	6-11	1-4	7-7	0	4	4	2	20	3	2	0	1	29	29	
04	Matthews, Charles	g	3-5	0-0	5-6	3	1	4	1	11	1	1	0	0	14	14	
10	David, Jonny	g	0-3	0-3	0-0	0	1	1	0	0	0	0	0	0	1	1	
11	Mulder, Mychal	g	0-3	0-2	0-0	1	0	1	0	0	0	0	0	0	0	9	
15	Humphries, Isaac	g	3-4	0-0	1-1	2	1	3	1	7	1	0	1	0	7	7	
22	Poythress, Alex	g	5-7	1-1	2-4	2	6	8	3	13	0	0	0	4	17	17	
24	Florean, EJ	g	0-0	0-0	0-0	1	0	1	0	0	0	1	0	0	0	4	
35	Willis, Derek	g	2-2	1-1	1-2	2	7	9	0	6	5	2	2	2	21	21	
	Team					1	0	1									
	Totals		38-67	4-15	31-44	17	40	57	18	111	20	11	10	10	0	200	

FG % 1st Half: 18-32 56.3% 2nd half: 20-35 57.1% Game: 38-67 56.7%
3FG % 1st Half: 2-6 33.3% 2nd half: 2-9 22.2% Game: 4-15 26.7%
FT % 1st Half: 13-19 68.4% 2nd half: 18-25 72.0% Game: 31-44 70.5%

Officials: John Hampton, Bart Lenox, Byron Jarrett
Technical fouls: Kentucky State Univ-None. Kentucky-None.
Attendance: 21328

Score by periods	1st	2nd	Total
Kentucky State Univ	20	38	58
Kentucky	51	60	111

GAME ONE #2 KENTUCKY 78, ALBANY 65

Official Basketball Box Score -- Game Totals -- Final Statistics
Albany vs Kentucky
11/13/15 7:00 pm at Rupp Arena - Lexington, KY

#	Player	Total			3-Ptr			Rebounds			PF	TP	A	TO	Bk	Stl	Min
		FG-FGA	FG-FGA	FT-FTA	FG-FGA	FG-FGA	FT-FTA	Off	Def	Tot							
10	Rowley, Mike	f	1-1	0-0	0-0	2	1	3	5	2	0	5	0	4	31	31	
43	Stire, Greig	f	4-7	0-0	1-2	3	1	4	4	9	0	1	0	0	26	26	
00	Singletary, Evan	g	7-16	1-5	2-4	0	3	3	2	17	1	2	0	0	40	40	
01	Sanders, Ray	g	0-5	0-1	0-2	0	1	1	4	0	1	0	0	0	17	17	
12	Hooley, Peter	g	6-15	0-5	6-8	1	2	3	2	18	2	3	0	2	37	37	
02	Andrews, Jamir	g	1-5	0-4	4-4	0	0	0	1	6	0	1	0	0	11	11	
03	Cremon, Joe	g	3-4	0-0	0-0	2	1	3	0	6	0	1	0	0	12	12	
22	Peters, Richard	g	2-2	0-0	0-0	1	2	3	4	0	0	0	0	1	7	7	
24	Ennema, Dallas	g	0-0	0-0	0-0	0	0	0	0	0	0	0	0	0	2	2	
30	Charles, Travis	g	1-3	0-0	1-2	2	1	3	4	3	0	1	0	0	17	17	
	Team					2	3	5									
	Totals		25-58	1-14	14-22	13	15	28	26	65	4	15	0	9	200	200	

FG % 1st Half: 9-25 36.0% 2nd half: 16-33 48.5% Game: 25-58 43.1%
3FG % 1st Half: 0-8 0.0% 2nd half: 1-6 16.7% Game: 1-14 7.1%
FT % 1st Half: 9-15 60.0% 2nd half: 5-7 71.4% Game: 14-22 63.6%

Kentucky 78 • 1-0

#	Player	Total			3-Ptr			Rebounds			PF	TP	A	TO	Bk	Stl	Min
		FG-FGA	FG-FGA	FT-FTA	FG-FGA	FG-FGA	FT-FTA	Off	Def	Tot							
00	Marcus Lee	f	5-7	0-0	2-7	5	3	8	2	12	3	1	3	0	27	27	
03	Tyler Ulis	g	4-9	2-5	2-2	1	3	4	3	12	2	5	0	0	37	37	
04	Charles Matthews	g	2-2	0-0	0-0	1	1	2	3	4	0	1	0	0	15	15	
23	Jamal Murray	g	8-15	2													

SEASON BOX SCORES

GAME THREE #2 KENTUCKY 74, #5 DUKE 63



Official Basketball Box Score - Game Totals - Final Statistics
Kentucky vs Duke Blue Devils
11/17/15 6:30 pm at United Center Chicago, IL



Kentucky 74 • 3-0

#	Player	Total			3-Ptr			Rebounds			PF	TP	A	TO	Blk	Stl	Min
		FG-FGA	FG-FGA	FT-FTA	Off	Def	Tot	Off	Def	Tot							
00	Marcus Lee	5-10	0-0	0-0	5	5	10	5	10	1	1	2	0	22			
1	Skal Labissiere	3-5	0-0	1-2	2	2	4	5	7	1	2	1	0	13			
13	Isiah Briscoe	5-8	1-1	1-3	0	3	3	1	12	1	1	0	2	31			
23	Jamal Murray	7-17	2-3	0-2	3	2	5	2	16	5	3	0	4	38			
3	Tyler Ulis	6-13	0-4	6-6	0	4	4	0	18	6	0	1	2	40			
15	Isaac Humphries	1-3	0-0	0-0	2	1	3	3	2	1	1	2	0	12			
22	Alex Poythress	3-10	0-1	3-5	4	3	7	4	9	0	0	1	0	30			
35	Derek Willis	0-1	0-1	0-0	0	0	0	1	0	0	0	0	0	7			
4	Charles Matthews	0-0	0-0	0-0	0	0	0	0	0	0	0	0	1	7			
	Team				1	2	3										
	Totals	30-67	3-10	11-18	17	22	39	21	74	15	9	7	9	200			

FG % 1st Half: 16-37 43.2% 2nd half: 14-30 46.7% Game: 30-67 44.8% Deadball Rebounds 3
3FG % 1st Half: 2-6 33.3% 2nd half: 1-4 25.0% Game: 3-10 30.0%
FT % 1st Half: 3-6 50.0% 2nd half: 8-12 66.7% Game: 11-18 61.1%

Duke Blue Devils 63 • 2-1

#	Player	Total			3-Ptr			Rebounds			PF	TP	A	TO	Blk	Stl	Min
		FG-FGA	FG-FGA	FT-FTA	Off	Def	Tot	Off	Def	Tot							
14	Brandon Ingram	1-6	0-0	2-2	0	1	1	4	4	1	4	1	0	19			
21	Amile Jefferson	7-8	0-0	2-4	8	7	15	2	16	0	2	0	0	35			
40	Marshall Plumlee	4-6	0-0	4-4	4	6	10	2	12	1	0	6	0	36			
13	Matt Jones	5-11	3-6	3-4	0	0	0	2	16	2	0	0	2	35			
3	Grayson Allen	2-11	1-2	1-3	0	3	3	4	6	1	4	0	1	28			
12	Derryck Thornton	3-7	1-2	0-0	0	3	3	3	7	3	4	0	0	29			
2	Chase Jeter	0-0	0-0	0-0	0	0	0	3	0	1	0	0	4				
5	Luke Kennard	0-5	0-3	2-2	1	1	2	0	2	1	0	0	0	14			
	Team				2	3	5										
	Totals	22-54	5-13	14-23	15	24	39	20	63	9	16	8	3	200			

FG % 1st Half: 12-33 36.4% 2nd half: 10-21 47.6% Game: 22-54 40.7% Deadball Rebounds 4
3FG % 1st Half: 2-7 28.6% 2nd half: 3-6 50.0% Game: 5-13 38.5%
FT % 1st Half: 5-9 55.6% 2nd half: 9-14 64.3% Game: 14-23 60.9%

Officials: Doug Simmons, Roger Ayers, Tony Greene
Technical fouls: Kentucky-None. Duke Blue Devils-None.
Attendance: 21461

Score by periods	1st	2nd	Total
Kentucky	37	37	74
Duke Blue Devils	31	32	63

	In	Off	2nd	Fast	Bench
Points	Paint	T/O	Chance	Break	
UK	48	17	14	18	11
DU	30	5	23	4	9

Last FG - UK 2nd-04:09, DU 2nd-01:18.
Largest lead - UK by 16 2nd-04:09, DU by 2 1st-08:42.
UK led for 33:20. DU led for 00:05. Game was tied for 06:35.

Score tied - 6 times.
Lead changed - 2 times.

GAME FOUR #2 KENTUCKY 78, WRIGHT STATE 63



Official Basketball Box Score - Game Totals - Final Statistics
Wright State vs Kentucky
11/20/15 8:00 pm at Rupp Arena - Lexington, KY



Wright State 63 • 1-3

#	Player	Total			3-Ptr			Rebounds			PF	TP	A	TO	Blk	Stl	Min
		FG-FGA	FG-FGA	FT-FTA	Off	Def	Tot	Off	Def	Tot							
11	Yoho, JT	6-15	1-1	0-0	2	3	5	3	13	3	2	0	2	33			
22	Ernsthausen, Parker	1-4	0-0	3-4	1	0	1	4	5	0	1	0	0	24			
13	Benzing, Grant	4-9	3-6	8-9	0	4	4	19	0	1	0	0	0	35			
23	Alstork, Mark	3-8	1-3	2-2	1	3	4	3	9	2	0	0	0	24			
3	Thomasson, Joe	4-12	1-4	0-0	1	4	5	9	2	4	0	0	0	28			
02	Collie, Daniel	0-0	0-0	0-0	0	0	0	0	1	0	0	0	0	2			
03	Hughes, Mark	0-0	0-0	0-0	0	1	1	4	0	0	0	0	0	17			
04	Vest, Alan	0-1	0-0	0-0	0	0	0	1	0	1	0	0	0	12			
05	Mitchell, Justin	0-1	0-0	0-0	0	0	0	2	0	0	1	0	2	6			
14	Karena, Michael	2-7	0-0	2-2	2	1	3	5	6	0	1	0	1	12			
15	Neel, Brandon	0-0	0-0	0-0	0	2	2	0	0	0	0	1	0	6			
21	Stacey, Trey	1-1	0-0	0-0	1	0	1	0	2	0	0	0	0	1			
35	Davis, Roderick	0-0	0-0	0-0	0	0	0	1	0	0	1	0	0	0+			
	Team				0	1	1										
	Totals	21-58	6-14	15-17	8	19	27	33	63	8	12	1	5	200			

FG % 1st Half: 10-32 31.3% 2nd half: 11-26 42.3% Game: 21-58 36.2% Deadball Rebounds 1.3
3FG % 1st Half: 3-6 50.0% 2nd half: 3-8 37.5% Game: 6-14 42.9%
FT % 1st Half: 3-6 50.0% 2nd half: 12-13 92.3% Game: 15-17 88.2%

Kentucky 78 • 4-0

#	Player	Total			3-Ptr			Rebounds			PF	TP	A	TO	Blk	Stl	Min
		FG-FGA	FG-FGA	FT-FTA	Off	Def	Tot	Off	Def	Tot							
00	Marcus Lee	0-1	0-0	0-1	1	6	7	0	0	0	0	0	0	0	23		
11	Labissiere, Skal	6-12	0-0	1-5	2	1	3	4	13	0	1	1	0	24			
03	Ulis, Tyler	5-9	1-3	10-12	0	2	2	1	21	5	2	0	2	36			
13	Isiah Briscoe	7-11	0-2	1-5	0	3	3	15	2	3	0	0	35				
23	Jamal Murray	1-4	1-3	10-10	0	6	6	1	13	1	5	0	0	34			
04	Matthews, Charles	2-2	0-0	0-0	1	0	1	3	4	0	1	0	1	13			
11	Mychal Mulder	0-0	0-0	0-0	0	2	2	1	0	1	0	0	0	4			
22	Alex Poythress	3-5	0-1	4-4	2	8	10	3	10	0	0	0	0	22			
35	Derek Willis	1-3	0-1	0-0	0	0	0	1	2	0	0	0	0	9			
	Team				1	2	3										
	Totals	25-47	2-10	26-37	7	30	37	17	78	9	12	1	5	200			

FG % 1st Half: 17-29 58.6% 2nd half: 8-18 44.4% Game: 25-47 53.2% Deadball Rebounds 4
3FG % 1st Half: 1-5 20.0% 2nd half: 1-5 20.0% Game: 2-10 20.0%
FT % 1st Half: 4-6 66.7% 2nd half: 22-31 71.0% Game: 26-37 70.3%

Officials: Byron Jarrett, Don Daily, Marc Ellard
Technical fouls: Wright State-Thomasson, Joe. Kentucky-Jamal Murray.
Attendance: 22563

Score by periods	1st	2nd	Total
Wright State	26	37	63
Kentucky	39	39	78

	In	Off	2nd	Fast	Bench
Points	Paint	T/O	Chance	Break	
WSU	20	5	8	6	8
UK	38	16	6	10	16

Last FG - WSU 2nd-00:26, UK 2nd-00:50.
Largest lead - WSU None, UK by 20 2nd-05:26.
WSU led for 00:00, UK led for 39:08. Game was tied for 00:52.

Score tied - 0 times.
Lead changed - 0 times.

GAME FIVE #1 KENTUCKY 82, BOSTON U. 62



Official Basketball Box Score - Game Totals - Final Statistics
Boston U. vs Kentucky
11/24/15 9:00 pm at Rupp Arena - Lexington, KY



Boston U. 62 • 2-3

#	Player	Total			3-Ptr			Rebounds			PF	TP	A	TO	Blk	Stl	Min
		FG-FGA	FG-FGA	FT-FTA	Off	Def	Tot	Off	Def	Tot							
22	Dieudonne, Nathan	5-10	0-1	1-2	0	4	4	3	11	3	2	2	0	37			
32	Alston, Justin	1-3	0-0	0-1	0	2	2	4	2	1	2	0	1	15			
02	Papale, John	5-12	3-10	2-2	1	2	3	15	2	2	0	1	36				
15	Mosely, Cheddi	2-11	2-9	4-4	0	1	1	4	10	0	0	0	1	29			
25	Foreman, Kyle	4-8	1-2	2-3	1	2	2	11	3	8	0	2	32				
00	Johnson, Eric	0-4	0-0	2-2	0	0	0	2	2	0	1	0	8				
01	Havener, Nick	2-4	1-1	2-2	2	3	5	7	0	1	0	1	18				
05	Mbargorba, Blaise	0-1	0-0	1-2	1	2	3	1	1	0	1	0	0	6			
13	Goff, Will	1-1	1-1	0-0	0	1	1	0	3	0	0	0	0	13			
24	Chambers, Kamali	0-0	0-0	0-0	0	0	0	0	0	0	0	0	0	2			
34	Johnson, Brandon	0-0	0-0	0-0	0	0	0	0	0	0	0	0	0	2			
41	Haines, Dylan	0-0	0-0	0-0	0	0	0	0	0	0	0	0	0	2			
	Team				3	6	6										
	Totals	20-54	8-24	14-18	8	19	27	62	9	17	2	6	200				

FG % 1st Half: 11-30 36.7% 2nd half: 9-2

SEASON BOX SCORES

GAME SEVEN

#1 KENTUCKY 75, ILLINOIS STATE 63



Official Basketball Box Score - Game Totals - Final Statistics
Illinois State vs Kentucky
 11/30/15 7:00 pm at Rupp Arena - Lexington, KY



Illinois State 63 • 3-5

#	Player	Total			3-Ptr			Rebounds			PF	TP	A	T	Bk	Stl	Min
		FG	FGA	FT	FTA	FG	FGA	FT	FTA	Off							
11	McIntosh, MiKyle	r	4-10	2-3	4-4	0	1	1	4	14	2	3	0	0	0	26	
23	Hawkins, Deontae	r	2-11	0-5	0-0	2	3	5	4	4	1	2	0	2	20		
01	Lee, Paris	g	1-7	1-1	0-0	0	2	2	5	3	1	3	0	0	26		
12	Willis, Tony	g	0-2	0-0	0-0	1	1	2	4	0	1	0	0	1	21		
44	Akoon-Purcell, DeVaug	g	9-20	2-5	2-2	2	4	4	4	22	2	4	0	1	32		
00	Banyard, Nick	g	0-2	0-1	0-0	0	4	4	0	0	1	1	0	0	18		
02	Brewer, Quintin	g	2-5	0-1	2-4	4	4	8	2	6	0	1	1	1	15		
04	Ndiaye, Daouda	g	0-0	0-0	0-0	0	0	0	0	0	0	0	0	0	1		
25	McCloud, Justin	g	0-3	0-2	0-0	0	1	1	4	0	0	1	0	0	13		
15	Griffin, Roland	g	7-10	0-2	0-0	1	2	3	5	14	0	1	1	0	28		
Team						4	1	5									
Totals			25-70	5-20	8-10	14	23	37	32	63	8	16	2	5	200		

FG % 1st Half: 14-32 43.8% 2nd half: 11-38 28.9% Game: 25-70 35.7%
 3FG % 1st Half: 2-7 28.6% 2nd half: 3-13 23.1% Game: 5-20 25.0%
 FT % 1st Half: 1-2 50.0% 2nd half: 7-8 87.5% Game: 8-10 80.0%

Kentucky 75 • 7-0

#	Player	Total			3-Ptr			Rebounds			PF	TP	A	T	Bk	Stl	Min
		FG	FGA	FT	FTA	FG	FGA	FT	FTA	Off							
01	Labissiere, Skal	r	0-1	0-0	2-2	0	2	2	3	2	0	1	1	0	16		
22	Alex Poythress	r	3-7	0-1	3-5	2	5	7	2	9	2	0	2	1	30		
04	Matthews, Charles	g	1-6	0-1	3-8	1	2	3	3	5	2	3	1	2	34		
13	Isaiah Briscoe	g	7-13	0-2	4-7	1	6	7	5	18	3	5	1	1	27		
23	Jamal Murray	g	3-9	1-3	9-13	1	4	5	2	16	1	4	0	1	29		
00	Marcus Lee	g	6-8	0-0	1-2	7	5	12	3	13	0	1	2	0	30		
11	Mychal Mulder	g	0-0	0-0	0-0	0	0	0	0	0	0	0	0	0	2		
25	Dominique Hawkins	g	1-5	0-3	5-7	0	0	0	1	7	0	1	1	1	24		
35	Derek Willis	g	1-2	1-2	2-2	0	2	2	0	5	0	0	1	0	8		
Team						0	1	1									
Totals			22-51	2-12	29-46	12	27	39	19	75	8	15	9	6	200		

FG % 1st Half: 10-21 47.6% 2nd half: 12-30 40.0% Game: 22-51 43.1%
 3FG % 1st Half: 1-4 25.0% 2nd half: 1-8 12.5% Game: 2-12 16.7%
 FT % 1st Half: 10-20 50.0% 2nd half: 19-26 73.1% Game: 29-46 63.0%

Officials: Joe Lindsay, Mike Nance, Doug Simrons
 Technical fouls: Illinois State-None. Kentucky-None.
 Attendance: 21894

Score by periods	1st	2nd	Total
Illinois State	31	32	63
Kentucky	31	44	75

Points	In	Off	2nd	Fast	Bench
UK	Paint	T/O	Chance	Break	
UK	32	14	17	6	20
UK	38	18	12	10	25

Score tied - 6 times.
 Largest lead - ILS by 5 1st-17:06. UK by 16 2nd-12:00.
 ILS led for 09:41. UK led for 25:27. Game was tied for 04:16.

Score tied - 6 times.
 Lead changed - 3 times.

GAME EIGHT

UCLA 87, #1 KENTUCKY 77



Official Basketball Box Score - Game Totals - Final Statistics
Kentucky vs UCLA
 12/05/15 8:00 pm at Pauley Pavilion - Los Angeles, CA



Kentucky 77 • 7-1

#	Player	Total			3-Ptr			Rebounds			PF	TP	A	T	Bk	Stl	Min
		FG	FGA	FT	FTA	FG	FGA	FT	FTA	Off							
00	Marcus Lee	r	1-1	0-0	0-0	0	2	2	1	2	0	0	0	0	0	4	
01	Labissiere, Skal	r	2-3	0-0	2-2	0	1	1	4	6	0	1	2	0	16		
03	Ulis, Tyler	g	2-12	1-5	4-4	0	2	2	3	9	9	2	0	2	38		
13	Isaiah Briscoe	g	7-10	1-2	5-8	1	1	2	4	20	1	1	0	0	27		
23	Jamal Murray	g	5-16	5-11	2-3	1	4	5	3	17	0	3	0	2	35		
04	Matthews, Charles	g	1-4	0-1	0-0	2	1	3	1	2	1	0	0	0	14		
15	Isaac Humphries	g	1-2	0-0	2-4	2	4	6	1	4	0	1	0	0	27		
22	Alex Poythress	g	1-6	0-1	2-2	3	2	5	5	4	1	0	0	1	17		
25	Dominique Hawkins	g	1-3	0-1	0-0	2	1	3	0	2	0	0	0	0	8		
35	Derek Willis	g	4-9	1-4	2-2	3	3	6	5	11	0	0	0	1	14		
Team						2	0	2									
Totals			25-66	8-25	19-25	16	21	37	27	77	12	8	2	6	200		

FG % 1st Half: 12-32 37.5% 2nd half: 13-34 38.2% Game: 25-66 37.9%
 3FG % 1st Half: 3-9 33.3% 2nd half: 5-16 31.3% Game: 8-25 32.0%
 FT % 1st Half: 2-2 100.0% 2nd half: 17-23 73.9% Game: 19-25 76.0%

UCLA 87 • 5-3

#	Player	Total			3-Ptr			Rebounds			PF	TP	A	T	Bk	Stl	Min
		FG	FGA	FT	FTA	FG	FGA	FT	FTA	Off							
23	Parker, Tony	r	3-5	0-0	5-7	2	1	3	4	11	2	0	0	1	26		
04	Welsh, Thomas	c	8-11	0-0	5-6	3	8	11	2	21	0	0	2	0	36		
03	Holiday, Aaron	g	3-6	2-2	2-2	1	7	8	3	10	7	5	0	1	33		
10	Hamilton, Isaac	g	4-11	1-2	6-8	1	2	3	3	15	2	1	0	1	35		
20	Alford, Bryce	g	5-13	2-5	3-4	0	5	5	2	15	4	0	0	0	37		
05	All, Prince	g	3-4	0-1	2-4	0	3	3	0	8	0	0	0	1	12		
43	Bolden, Jonah	g	2-3	0-1	3-3	2	1	3	4	7	1	0	1	1	21		
Team						1	1	2									
Totals			28-53	5-11	26-34	10	28	38	18	87	16	10	3	5	200		

FG % 1st Half: 14-28 50.0% 2nd half: 14-25 56.0% Game: 28-53 52.8%
 3FG % 1st Half: 3-7 42.9% 2nd half: 2-4 50.0% Game: 5-11 45.5%
 FT % 1st Half: 6-7 85.7% 2nd half: 20-27 74.1% Game: 26-34 76.5%

Officials: Verne Harris, Randy McCall, David Hall
 Technical fouls: Kentucky-None. UCLA-None.
 Attendance: 12202

Score by periods	1st	2nd	Total
Kentucky	29	48	77
UCLA	37	50	87

Points	In	Off	2nd	Fast	Bench
UK	Paint	T/O	Chance	Break	
UK	28	6	19	4	23
UCLA	30	10	15	0	15

Score tied - 1 time.
 Largest lead - UK by 2 1st-19:32. UCLA by 15 2nd-13:08.
 UK led for 00:30. UCLA led for 38:10. Game was tied for 01:20.

Score tied - 1 time.
 Lead changed - 1 time.

GAME NINE

#5 KENTUCKY 88, EASTERN KENTUCKY 67



Official Basketball Box Score - Game Totals - Final Statistics
EKU vs Kentucky
 12/9/15 7:00 pm at Rupp Arena - Lexington, KY



EKU 67 • 7-3

#	Player	Total			3-Ptr			Rebounds			PF	TP	A	T	Bk	Stl	Min
		FG	FGA	FT	FTA	FG	FGA	FT	FTA	Off							
10	Mayo, Nick	r	4-10	1-1	0-0	2	1	3	1	9	0	1	0	1	25		
21	Hawkins, Javontae	r	9-15	0-3	1-3	2	3	5	3	19	5	4	0	0	33		
30	Reischel, Jarelle	r	3-11	1-1	5-5	2	4	6	4	12	1	4	0	1	29		
02	Jackson, Paul	g	3-8	0-0	4-5	1	1	2	2	10	3	1	0	0	35		
05	McGone, Isaac	g	2-4	1-3	0-0	1	1	2	2	5	0	0	1	2	26		
00	Weaver, Dujuanta	g	0-0	0-0	0-0	0	0	0	2	0	0	0	0	0	4		
04	King, Greg	g	2-4	0-0	0-1	2	2	4	1	4	1	2	0	1	14		
04	Matthews, Tommy	g	0-0	0-0	0-0	0	0	0	0	0	0	0	0	0	3		
11	Babb-Harrison, Jaylen	g	0-3	0-3	0-0	0	1	1	0	1	0	0	0	0	10		
24	Bluford, K.J.	g	2-8	2-7	0-0	0	1	1	2	6	0	0	0	2	13		
32	Powell, Ja'Mill	g	1-2	0-0	0-0	0	0	0	1	2	0	0	0	0	6		
33	Pratt Jr., Anthony	g	0-0	0-0	0-0	0	0	0	0	0	0	0	0	0	2		
Team						1	0	1									
Totals			26-65	5-18	10-14	11	14	25	19	67	11	13	1	7	200		

FG % 1st Half: 14-31 45.2% 2nd half: 12-34 35.3% Game: 26-65 40.0%
 3FG % 1st Half: 1-8 12.5% 2nd half: 4-10 40.0% Game: 5-18 27.8%
 FT % 1st Half: 7-9 77.8% 2nd half: 3-5 60.0% Game: 10-14 71.4%

Kentucky 88 • 8-1

#	Player	Total			3-Ptr			Rebounds			PF	TP	A	T	Bk	Stl	Min
		FG	FGA	FT													

SEASON BOX SCORES

GAME 11 OHIO STATE 74, #4 KENTUCKY 67



Official Basketball Box Score -- Game Totals -- Final Statistics
Ohio State vs Kentucky
12/19/15 3:30 p.m. at Brooklyn, N.Y. (Barclays Center)



Ohio State 74 • 6-5

#	Player	Total			3-Ptr			Rebounds			PF	TP	A	TO	Bk	Stl	Min
		FG	FGA	FT	FTA	Off	Def	Off	Def	Total							
02	Loving, Marc	f	3-10	2-3	4-4	2	6	8	2	12	2	1	1	3	31		
33	Bates-Diop, Keita	f	5-12	2-5	2-5	1	6	7	0	14	3	2	0	3	39		
32	Thompson, Trevor	c	4-7	0-0	2-2	2	3	5	3	10	0	0	5	0	24		
01	Tate, Jae'Sean	g	3-9	0-2	0-0	6	4	10	4	6	1	1	1	1	22		
13	Lyle, JaQuan	g	4-11	2-3	1-2	0	1	1	1	11	2	4	0	2	24		
04	Giddens, Daniel	g	2-5	0-0	2-2	0	3	3	3	6	0	0	0	0	16		
12	Harris, A.J.	g	2-4	2-3	0-0	0	0	0	1	6	0	1	0	0	16		
15	Williams, Kam	g	3-6	1-2	2-2	0	2	2	2	9	2	1	0	0	28		
Team						2	4	6									
Totals			26-64	9-18	13-17	13	29	42	16	74	10	11	7	9	200		

FG % 1st Half: 14-33 42.4% 2nd half: 12-31 38.7% Game: 26-64 40.6%
3FG % 1st Half: 7-12 58.3% 2nd half: 2-6 33.3% Game: 9-18 50.0%
FT % 1st Half: 2-2 100.0 2nd half: 11-15 73.3% Game: 13-17 76.5%

Kentucky 67 • 9-2

#	Player	Total			3-Ptr			Rebounds			PF	TP	A	TO	Bk	Stl	Min
		FG	FGA	FT	FTA	Off	Def	Off	Def	Total							
01	Labissiere, Skal	f	1-7	0-0	0-0	1	4	5	1	2	0	0	2	0	21		
22	Alex Poythress	f	2-4	1-1	1-3	2	5	7	4	6	1	2	1	0	28		
03	Ulis, Tyler	g	4-12	1-7	2-2	1	1	2	1	11	4	3	0	1	39		
13	Isaiah Briscoe	g	1-9	0-1	1-4	2	4	6	2	3	7	2	0	1	35		
23	Jamal Murray	g	13-23	7-9	0-0	1	2	3	3	33	1	2	0	1	34		
00	Marcus Lee	g	4-7	0-0	4-5	2	7	9	5	12	0	2	2	2	30		
04	Matthews, Charles	g	0-0	0-0	0-0	0	0	0	1	0	0	1	0	1	7		
11	Mychal Mulder	g	0-1	0-0	0-0	1	0	1	0	0	1	0	0	0	4		
25	Dominique Hawkins	g	0-0	0-0	0-0	0	0	0	0	0	0	0	0	0	2		
Team						3	4	7									
Totals			25-63	9-19	8-14	13	27	40	17	67	14	12	5	6	200		

FG % 1st Half: 11-36 30.6% 2nd half: 14-27 51.9% Game: 25-63 39.7%
3FG % 1st Half: 1-6 16.7% 2nd half: 8-13 61.5% Game: 9-19 47.4%
FT % 1st Half: 2-3 66.7% 2nd half: 6-11 54.5% Game: 8-14 57.1%

Officials: Tony Greene, Terry Wymer, Roger Ayers
Technical fouls: Ohio State-None. Kentucky-None.
Attendance: 16311
CBS Sports Classic Game 2
Intentional Foul KY #3 - 2:56 in 2nd Half

Score by periods	1st	2nd	Total
Ohio State	37	37	74
Kentucky	25	42	67

Points	In	Off	2nd	Fast	Bench
OSU	28	16	13	2	21
UK	26	8	9	9	12

Score tied - 1 time.
Lead changed - 3 times.

GAME 12 #12 KENTUCKY 75, #16 LOUISVILLE 73



Official Basketball Box Score -- Game Totals -- Final Statistics
#16/15 Louisville vs Kentucky
12/26/15 12:00 pm at Rupp Arena - Lexington, KY



#16/15 Louisville 73 • 11-2

#	Player	Total			3-Ptr			Rebounds			PF	TP	A	TO	Bk	Stl	Min
		FG	FGA	FT	FTA	Off	Def	Off	Def	Total							
13	Spalding, Ray	f	1-4	0-0	1-2	3	2	5	1	3	0	3	1	0	23		
32	Onuaku, Chinanu	f	4-7	0-0	1-3	6	4	10	2	9	2	3	0	0	26		
00	Lee, Damion	g	8-20	2-7	9-10	0	1	1	2	27	0	2	0	1	40		
02	Snider, Quentin	g	0-5	0-1	0-0	0	2	2	3	0	1	0	0	1	28		
03	Lewis, Trey	g	6-10	2-3	1-1	1	1	2	4	15	1	3	0	2	29		
05	Stockman, Matz	g	1-3	0-0	0-0	3	2	5	3	2	1	1	0	0	6		
10	Johnson, Jaylen	g	3-6	0-0	0-2	2	1	3	2	6	0	1	0	0	17		
14	Mahmoud, Anas	g	0-0	0-0	1-2	1	1	2	1	0	0	0	1	0	8		
22	Adel, Deng	g	1-1	0-0	0-0	0	0	0	0	2	0	0	0	0	2		
45	Mitchell, Donovan	g	3-7	0-3	2-2	2	3	5	2	8	3	1	0	0	21		
Team						3	1	4									
Totals			27-63	4-14	15-22	21	18	39	21	73	8	15	1	5	200		

FG % 1st Half: 12-32 37.5% 2nd half: 15-31 48.4% Game: 27-63 42.9%
3FG % 1st Half: 3-7 42.9% 2nd half: 1-7 14.3% Game: 4-14 28.6%
FT % 1st Half: 9-12 75.0% 2nd half: 6-10 60.0% Game: 15-22 68.2%

Kentucky 75 • 10-2

#	Player	Total			3-Ptr			Rebounds			PF	TP	A	TO	Bk	Stl	Min
		FG	FGA	FT	FTA	Off	Def	Off	Def	Total							
00	Marcus Lee	f	4-5	0-0	0-0	4	3	7	4	8	0	1	1	1	30		
22	Alex Poythress	f	5-7	0-1	4-7	2	4	6	1	14	1	1	3	1	34		
03	Ulis, Tyler	g	7-12	4-7	3-4	0	1	1	2	21	8	1	1	1	39		
04	Matthews, Charles	g	1-3	0-0	0-0	1	1	2	4	2	0	0	0	0	10		
23	Jamal Murray	g	3-14	3-8	3-6	1	5	6	3	12	2	7	1	0	34		
01	Labissiere, Skal	g	0-3	0-0	2-2	1	2	3	2	0	0	0	0	1	10		
11	Mychal Mulder	g	0-0	0-0	0-0	0	0	0	0	0	0	0	0	0	1		
25	Dominique Hawkins	g	3-4	3-4	4-6	0	1	1	3	13	1	1	0	0	26		
35	Derek Willis	g	1-4	1-3	0-0	1	1	2	0	3	0	2	0	0	16		
Team						0	1	1									
Totals			24-52	11-23	16-25	10	19	29	19	75	12	15	6	4	200		

FG % 1st Half: 13-30 43.3% 2nd half: 11-22 50.0% Game: 24-52 46.2%
3FG % 1st Half: 5-10 50.0% 2nd half: 6-13 46.2% Game: 11-23 47.8%
FT % 1st Half: 13-19 68.4% 2nd half: 3-6 50.0% Game: 16-25 64.0%

Officials: Doug Shows, Pat Adams, Michael Roberts
Technical fouls: #16/15 Louisville-TEAM. Kentucky-TEAM.
Attendance: 24412

Score by periods	1st	2nd	Total
#16/15 Louisville	36	37	73
Kentucky	44	31	75

Points	In	Off	2nd	Fast	Bench
LOU	38	18	23	6	19
UK	24	14	11	0	18

Score tied - 5 times.
Lead changed - 3 times.

GAME 13 #10 KENTUCKY 83, OLE MISS 61



Official Basketball Box Score -- Game Totals -- Final Statistics
Ole Miss vs Kentucky
01/02/16 7:00 pm at Rupp Arena - Lexington, KY



Ole Miss 61 • 10-3, 0-1

#	Player	Total			3-Ptr			Rebounds			PF	TP	A	TO	Bk	Stl	Min
		FG	FGA	FT	FTA	Off	Def	Off	Def	Total							
11	Salz, Sebastian	f	5-10	0-0	2-3	3	3	6	3	12	0	3	0	0	26		
12	Gielo, Tomasz	f	2-5	1-3	1-2	0	0	0	3	6	1	0	0	0	28		
13	Perez, Anthony	f	2-5	0-1	1-2	1	3	4	3	5	2	0	0	0	22		
01	Newby, Martavious	g	1-2	0-0	3-4	2	3	5	2	5	1	4	0	0	24		
42	Moody, Stefan	g	6-9	2-5	9-9	2	0	2	1	23	1	5	0	0	30		
02	Escobar, J.T.	g	1-2	0-0	0-1	0	0	0	1	2	0	0	0	0	6		
03	Davis, Terence	g	0-0	0-0	0-0	0	0	0	0	0	0	0	0	0	2		
05	Hymon, Marcanvis	g	1-4	0-0	2-4	1	1	2	1	4	0	1	2	0	13		
10	Finley, Sam	g	0-1	0-0	0-0	0	0	0	0	0	0	2	0	0	3		
14	Brooks, Rasheed	g	2-7	0-5	0-1	0	3	3	4	2	0	1	2	28			
20	Fitzpatrick-Dorsey,D	g	0-2	0-0	0-0	0	0	0	2	0	0	0	0	0	11		
25	Brutus, Terry	g	0-3	0-0	0-0	1	2	3	0	0	0	0	0	2	6		
30	Coddington, Jake	g	0-0	0-0	0-0	0	0	0	0	0	0	0	0	0	1		
Team						0	2	2									
Totals			20-50	3-14	18-26	10	17	27	19	61	7	16	3	6	200		

FG % 1st Half: 6-26 23.1% 2nd half: 14-24 58.3% Game: 20-50 40.0%
3FG % 1st Half: 3-10 30.0% 2nd half: 0-4 0.0% Game: 3-14 21.4%
FT % 1st Half: 7-11 63.6% 2nd half: 11-15 73.3% Game: 18-26 69.2%

Kentucky 83 • 11-2, 1-0

#	Player	Total			3-Ptr			Rebounds			PF	TP	A	TO	Bk	Stl	Min
		FG	FGA	FT	FTA	Off	Def	Off	Def	Total							
00	Marcus Lee	f	6-9	0-0	1-5	3	5	8	2	13	0	0	2	0	28		
22	Alex Poythress	f	2-5	0-1	2-3	3	6	9	4	6	0	3	0	0	23		
03	Ulis, Tyler	g	8-13	1-6	3-4	1	2	3	3	20							

SEASON BOX SCORES

GAME 15 #9 KENTUCKY 77, ALABAMA 61



Official Basketball Box Score - Game Totals - Final Statistics
Kentucky vs Alabama
1/9/16 6:00 p.m. at Tuscaloosa, Ala. (Coleman Coliseum)



Kentucky 77 • 12-3, 2-1

#	Player	Total		3-Ptr	Rebounds			PF	TP	A	TO	Blk	Stl	Min
		FG-FGA	FG-FGA	FT-FTA	Off	Def	Tot							
00	Marcus Lee	4-5	0-0	0-5	5	6	11	4	8	0	2	1	0	24
22	Alex Poythress	8-10	0-1	9-11	3	4	7	3	25	0	4	2	0	34
03	Tyler Uilis	2-7	0-1	4-6	0	5	5	2	8	1	1	1	1	39
13	Isaiah Briscoe	6-10	0-1	0-2	1	4	5	1	12	4	1	0	0	36
23	Jamal Murray	7-13	1-4	6-6	2	3	5	3	21	0	1	0	1	31
01	Skal Labissiere	0-1	0-0	0-0	0	1	1	3	0	0	0	1	0	4
04	Charles Matthews	0-1	0-0	0-0	0	0	0	1	0	0	0	0	0	3
11	Mychal Mulder	1-4	1-2	0-0	2	2	4	2	3	0	1	0	0	11
24	EJ Floreal	0-0	0-0	0-0	0	0	0	0	0	0	0	0	0	1
35	Derek Willis	0-0	0-0	0-0	0	2	2	4	0	0	0	0	0	17
Team					1	2	3				1			
Totals		28-51	2-9	19-30	14	29	43	23	77	12	11	5	2	200

FG % 1st Half: 13-29 44.8% 2nd half: 15-22 68.2% Game: 28-51 54.9% Deadball Rebounds 3
3FG % 1st Half: 2-7 28.6% 2nd half: 0-2 0.0% Game: 2-9 22.2%
FT % 1st Half: 10-13 76.9% 2nd half: 9-17 52.9% Game: 19-30 63.3%

Alabama 61 • 9-5, 0-2

#	Player	Total		3-Ptr	Rebounds			PF	TP	A	TO	Blk	Stl	Min
		FG-FGA	FG-FGA	FT-FTA	Off	Def	Tot							
03	Kessens, Michael	0-1	0-1	0-0	0	0	0	2	0	0	0	1	0	7
10	Taylor, Jimmie	2-3	0-0	0-2	2	4	6	3	4	0	1	4	0	20
04	Edwards, Arthur	3-9	2-6	3-5	0	3	3	3	11	0	2	0	0	25
05	Coleman, Justin	1-6	1-4	0-0	0	0	0	3	3	2	0	0	0	25
32	Obasohan, Retin	6-14	3-4	6-8	0	2	2	2	21	1	2	0	1	36
01	Norris, Riley	3-5	0-1	4-4	2	1	3	2	10	2	0	1	1	27
02	Schaffer, Lawson	1-1	1-1	0-0	0	0	0	0	3	0	0	0	0	2
11	Hale, Shannon	1-9	0-6	4-6	0	2	2	4	6	0	0	0	1	26
23	Austin, Brandon	0-2	0-1	0-0	0	1	1	2	0	0	1	1	0	15
35	Hall, Donta	1-2	0-0	1-2	3	3	6	3	3	0	0	0	0	17
Team					1	1	2				1			
Totals		18-52	7-24	18-27	8	17	25	24	61	5	7	7	3	200

FG % 1st Half: 9-23 39.1% 2nd half: 9-29 31.0% Game: 18-52 34.6% Deadball Rebounds 6
3FG % 1st Half: 3-11 27.3% 2nd half: 4-13 30.8% Game: 7-24 29.2%
FT % 1st Half: 7-13 53.8% 2nd half: 11-14 78.6% Game: 18-27 66.7%

Officials: Olandis Poole, Lamar Simpson, Glenn Tuitt
Technical fouls: Kentucky-Skal Labissiere, Alabama-None.
Attendance: 15383

Score by periods	1st	2nd	Total
Kentucky	38	39	77
Alabama	28	33	61

GAME 16 #14 KENTUCKY 80, MISSISSIPPI STATE 74



Official Basketball Box Score - Game Totals - Final Statistics
Mississippi State vs Kentucky
01/12/16 7:00 pm at Rupp Arena - Lexington, KY



Mississippi State 74 • 7-8, 0-3

#	Player	Total		3-Ptr	Rebounds			PF	TP	A	TO	Blk	Stl	Min
		FG-FGA	FG-FGA	FT-FTA	Off	Def	Tot							
20	Ware, Gavin	4-7	0-0	3-3	2	4	6	3	11	0	4	0	0	29
14	Newman, Malik	3-7	2-4	6-6	0	1	1	1	14	4	1	0	0	27
15	Ready, IJ	2-6	0-0	3-4	0	4	4	3	7	2	3	0	1	34
23	Daniels, Travis	1-3	1-1	0-0	0	1	1	2	3	0	2	0	0	24
32	Sword, Craig	9-13	0-0	2-3	0	2	2	5	20	1	5	0	1	31
01	Thomas, Fred	3-3	2-2	0-0	0	2	2	0	8	1	0	0	1	21
04	Zuppardo, Johnny	1-4	1-4	0-0	0	1	1	1	3	0	2	0	0	11
11	Weatherspoon, Q	4-8	0-2	0-0	1	2	3	4	8	0	1	0	2	22
35	Holman, Aric	0-0	0-0	0-0	0	0	0	1	0	0	1	0	0	1
Team					0	0	0				0			
Totals		27-51	6-13	14-16	3	17	20	20	74	8	19	0	5	200

FG % 1st Half: 13-22 59.1% 2nd half: 14-29 48.3% Game: 27-51 52.9% Deadball Rebounds 1
3FG % 1st Half: 4-7 57.1% 2nd half: 2-6 33.3% Game: 6-13 46.2%
FT % 1st Half: 1-1 100.0% 2nd half: 13-15 86.7% Game: 14-16 87.5%

Kentucky 80 • 13-3, 3-1

#	Player	Total		3-Ptr	Rebounds			PF	TP	A	TO	Blk	Stl	Min
		FG-FGA	FG-FGA	FT-FTA	Off	Def	Tot							
00	Marcus Lee	1-2	0-0	0-0	2	7	9	5	2	0	3	2	0	24
22	Alex Poythress	1-4	0-1	4-6	2	6	8	4	6	0	1	0	1	31
03	Ulis, Tyler	7-14	2-6	5-5	1	2	3	21	5	4	0	2	2	36
13	Isaiah Briscoe	7-9	0-0	0-1	2	2	4	14	5	1	0	1	0	36
23	Jamal Murray	7-14	5-11	3-4	0	1	1	3	22	3	4	0	1	36
01	Labissiere, Skal	2-3	0-0	1-2	1	3	4	1	5	0	1	1	0	14
04	Matthews, Charles	0-1	0-0	0-0	0	0	0	1	0	0	1	0	0	2
11	Mychal Mulder	1-5	0-3	0-0	0	0	0	0	2	2	0	0	1	10
35	Derek Willis	2-3	2-2	1-1	1	2	0	8	1	1	1	1	1	11
Team					2	0	2				1			
Totals		28-55	9-23	15-20	11	22	33	21	80	16	17	4	7	200

FG % 1st Half: 16-34 47.1% 2nd half: 12-21 57.1% Game: 28-55 50.9% Deadball Rebounds 4
3FG % 1st Half: 6-17 35.3% 2nd half: 3-6 50.0% Game: 9-23 39.1%
FT % 1st Half: 1-2 50.0% 2nd half: 14-18 77.8% Game: 15-20 75.0%

Officials: Tony Greene, Ron Groover, Roger Ayers
Technical fouls: Mississippi State-Ready, IJ, Kentucky-Isaiah Briscoe, Uilis, Tyler.
Attendance: 23897

Score by periods	1st	2nd	Total
Mississippi State	31	43	74
Kentucky	39	41	80

GAME 17 AUBURN 75, #14 KENTUCKY 70



Official Basketball Box Score - Game Totals - Final Statistics
Kentucky vs Auburn
01/16/16 3:00 p.m. at Auburn Arena - Auburn, Ala.



Kentucky 70 • 13-4, 3-2

#	Player	Total		3-Ptr	Rebounds			PF	TP	A	TO	Blk	Stl	Min
		FG-FGA	FG-FGA	FT-FTA	Off	Def	Tot							
00	Marcus Lee	1-3	0-0	1-2	2	2	4	3	3	1	0	2	0	19
22	Alex Poythress	2-5	0-0	2-2	0	3	3	2	6	0	1	3	1	21
03	Ulis, Tyler	5-17	0-3	7-7	5	5	10	4	17	8	1	0	0	40-
13	Isaiah Briscoe	3-12	0-0	2-4	2	1	3	4	8	1	4	0	2	31
23	Jamal Murray	8-22	4-10	0-1	4	1	5	5	20	2	2	0	3	36
01	Labissiere, Skal	2-3	0-0	0-0	0	2	2	3	4	0	1	1	0	8
04	Matthews, Charles	0-0	0-0	0-0	0	0	0	0	0	1	0	0	0	7
10	Jonny David	0-0	0-0	0-0	0	0	0	0	0	0	0	0	0	0+
11	Mychal Mulder	0-0	0-0	0-0	0	3	3	0	0	0	0	0	0	7
24	EJ Floreal	0-0	0-0	0-0	0	0	0	0	0	0	0	0	0	0+
35	Derek Willis	4-10	2-5	2-2	3	9	12	3	12	2	2	1	1	31
Team					2	4	6							
Totals		25-72	6-18	14-18	18	30	48	25	70	15	11	7	7	200

FG % 1st Half: 14-37 37.8% 2nd half: 11-35 31.4% Game: 25-72 34.7% Deadball Rebounds 2
3FG % 1st Half: 3-7 42.9% 2nd half: 3-11 27.3% Game: 6-18 33.3%
FT % 1st Half: 4-7 57.1% 2nd half: 10-11 90.9% Game: 14-18 77.8%

Auburn 75 • 8-8, 2-3

#	Player	Total		3-Ptr	Rebounds			PF	TP	A	TO	Blk	Stl	Min
		FG-FGA	FG-FGA	FT-FTA	Off	Def	Tot							
05	Bowers, Cinnamon	3-12	0-4	2-6	2	8	10	2	8	1	6	1	2	28
12	Harris, Tyler	6-11	3-3	6-8	2	9	11	3	21	2	2	1	0	29
25	Granger, Jordan	0-0	0-0	2-2	0	2	2	1	2	0	0	0	0	19
03	Canty, Kareem	7-20	5-12	7-11	0	2	2	1	26	4	2	0	0	39
21	Lang, TJ	2-2	2-2	0-0	0	2	2	3	6	1	1	0	0	32
00	Spencer, Horace	1-3	0-0	2-2	0	3	3	1	4	0	0	5	0	21
02	Brown, Bryce	2-7	2-5	0-0	0	1	1	1	6	1	1	0	0	29
21	Keim, Patrick	0-0	0-0	2-2	0	0	0	0	2	0	0	0	0	1
31	Waddell, Devin	0-0	0-0	0-0	0	0	0	1	0	0	1	0	0	2
Team					3	4	7							
Totals		21-55	12-26	21-31	7	31	38	13	75	9	13	7	2	200



2015-16 Kentucky Men's Basketball
 Kentucky Combined Team Statistics (as of Jan 16, 2016)
 All games



RECORD:	OVERALL	HOME	AWAY	NEUTRAL
ALL GAMES	13-4	10-0	1-3	2-1
CONFERENCE	3-2	2-0	1-2	0-0
NON-CONFERENCE	10-2	8-0	0-1	2-1

#	Player	gp-gs	min	avg	Total		3-Point		F-Throw		Rebounds				pf	dq	a	to	blk	stl	pts	avg		
					fg-fga	fg%	3fg-fga	3fg%	ft-fa	ft%	off	def	tot	avg										
23	Jamal Murray	17-17	575	33.8	104-247	.421	46-119	.387	48-63	.762	25	48	73	4.3	41	1	43	51	2	19	302	17.8		
03	Tyler Ulis	16-16	580	36.2	70-179	.391	21-75	.280	69-79	.873	15	44	59	3.7	25	0	98	32	3	23	230	14.4		
13	Isaiah Briscoe	15-14	472	31.5	68-144	.472	4-22	.182	20-58	.345	18	61	79	5.3	44	1	44	35	3	23	160	10.7		
22	Alex Poythress	17-10	413	24.3	59-102	.578	1-13	.077	44-66	.667	37	80	117	6.9	59	2	5	18	15	10	163	9.6		
01	Skal Labissiere	17-11	303	17.8	49-94	.521	0-0	.000	33-46	.717	19	36	55	3.2	52	3	5	20	26	4	131	7.7		
00	Marcus Lee	17-13	377	22.2	58-90	.644	0-0	.000	15-40	.375	53	67	120	7.1	51	4	5	20	31	8	131	7.7		
35	Derek Willis	16-1	221	13.8	32-69	.464	17-42	.405	12-12	1.000	15	29	44	2.8	22	1	9	12	6	10	93	5.8		
25	Dominique Hawkins	11-0	97	8.8	6-19	.316	4-14	.286	12-17	.706	5	3	8	0.7	13	0	6	3	1	2	28	2.5		
15	Isaac Humphries	8-0	76	9.5	6-17	.353	0-0	.000	8-11	.727	6	10	16	2.0	16	0	1	7	5	0	20	2.5		
04	Charles Matthews	17-3	209	12.3	16-33	.485	1-4	.250	9-19	.474	14	11	25	1.5	24	0	11	14	1	10	42	2.5		
11	Mychal Mulder	13-0	70	5.4	4-17	.235	2-10	.200	2-2	1.000	8	14	22	1.7	3	0	6	1	0	1	12	0.9		
10	Jonny David	5-0	5	1.0	0-1	.000	0-1	.000	2-2	1.000	0	0	0	0.0	0	0	0	1	0	0	2	0.4		
24	EJ Floreal	3-0	2	0.7	0-0	.000	0-0	.000	0-0	.000	1	0	1	0.3	0	0	0	0	0	0	0	0.0		
Team											26	29	55	7										
Total.....		17	3400		472-1012	.466	96-300	.320	274-415	.660	242	432	674	39.6	350	12	233	221	93	110	1314	77.3		
Opponents.....		17	3400		402-981	.410	93-286	.325	254-359	.708	189	359	548	32.2	363	-	148	234	52	91	1151	67.7		

TEAM STATISTICS	UK	OPP	Date	Opponent	Score	Att.
SCORING	1314	1151	11/13/15	ALBANY	w 78-65	22080
Points per game	77.3	67.7	11/14/15	NJIT	w 87-57	22671
Scoring margin	+9.6	-	1 11/17/15	vs #5/4 Duke	w 74-63	21461
FIELD GOALS-ATT	472-1012	402-981	11/20/15	WRIGHT STATE	w 78-63	22563
Field goal pct	.466	.410	11/24/15	BOSTON U.	w 82-62	22623
3 POINT FG-ATT	96-300	93-286	2 11/27/15	vs USF	w 84-63	10023
3-point FG pct	.320	.325	11/30/15	ILLINOIS STATE	w 75-63	21894
3-pt FG made per game	5.6	5.5	12/03/15	at UCLA	L 77-87	12202
FREE THROWS-ATT	274-415	254-359	12/9/15	EKU	w 88-67	22544
Free throw pct	.660	.708	12/12/15	ARIZONA STATE	w 72-58	23665
F-Throws made per game	16.1	14.9	3 12/19/15	vs Ohio State	L 67-74	16311
REBOUNDS	674	548	12/26/15	#16/15 LOUISVILLE	w 75-73	24412
Rebounds per game	39.6	32.2	* 01/02/16	OLE MISS	w 83-61	24399
Rebounding margin	+7.4	-	* 01/05/16	at LSU	L 67-85	13573
ASSISTS	233	148	* 1/9/16	at Alabama	w 77-61	15383
Assists per game	13.7	8.7	* 01/12/16	MISSISSIPPI STATE	w 80-74	23897
TURNOVERS	221	234	* 01/16/16	at Auburn	L 70-75	9121
Turnovers per game	13.0	13.8	* = Conference game			
Turnover margin	+0.8	-	1 = Champions Classic - United Center, Chicago			
Assist/turnover ratio	1.1	0.6	2 = Hoophall Miami Invitational - American Airlines Arena, Miami			
STEALS	110	91	3 = CBS Sports Classic - Barclays Center, Brooklyn, N.Y.			
Steals per game	6.5	5.4				
BLOCKS	93	52				
Blocks per game	5.5	3.1				
ATTENDANCE	230748	98074				
Home games-Avg/Game	10-23075	4-12570				
Neutral site-Avg/Game	-	3-15932				

Score by Periods	1st	2nd	Totals
Kentucky	628	686	1314
Opponents	522	629	1151



2015-16 Kentucky Men's Basketball
 Kentucky Combined Team Statistics (as of Jan 16, 2016)
 Conference games



RECORD:	OVERALL	HOME	AWAY	NEUTRAL
ALL GAMES	3-2	2-0	1-2	0-0
CONFERENCE	3-2	2-0	1-2	0-0
NON-CONFERENCE	0-0	0-0	0-0	0-0

#	Player	gp-gs	min	avg	Total		3-Point		F-Throw		Rebounds				pf	dq	a	to	blk	stl	pts	avg
					fg-fga	fg%	3fg-fga	3fg%	ft-fta	ft%	off	def	tot	avg								
23	Jamal Murray	5-5	178	35.6	38-83	.458	16-42	.381	10-12	.833	10	9	19	3.8	14	1	9	11	0	7	102	20.4
03	Ulis, Tyler	5-5	193	38.6	29-67	.433	5-22	.227	26-30	.867	8	14	22	4.4	13	0	37	11	1	9	89	17.8
22	Alex Poythress	5-5	135	27.0	15-27	.556	0-4	.000	17-25	.680	8	23	31	6.2	18	1	0	12	5	2	47	9.4
13	Isaiah Briscoe	5-5	168	33.6	20-45	.444	0-5	.000	5-18	.278	8	15	23	4.6	16	0	13	10	1	8	45	9.0
35	Derek Willis	5-0	87	17.4	11-22	.500	8-14	.571	4-4	1.000	7	13	20	4.0	10	0	4	5	2	3	34	6.8
00	Marcus Lee	5-5	100	20.0	12-21	.571	0-0	.000	2-12	.167	12	22	34	6.8	19	2	1	7	7	0	26	5.2
01	Labissiere, Skal	5-0	56	11.2	9-17	.529	0-0	.000	3-6	.500	5	7	12	2.4	14	1	0	3	3	0	21	4.2
11	Mychal Mulder	4-0	42	10.5	3-13	.231	2-7	.286	2-2	1.000	5	10	15	3.8	2	0	2	1	0	1	10	2.5
04	Matthews, Charles	5-0	29	5.8	1-3	.333	0-0	.000	1-2	.500	2	0	2	0.4	6	0	2	2	0	2	3	0.6
24	EJ Floreal	2-0	1	0.5	0-0	.000	0-0	.000	0-0	.000	0	0	0	0.0	0	0	0	0	0	0	0	0.0
10	Jonny David	1-0	0	0.0	0-0	.000	0-0	.000	0-0	.000	0	0	0	0.0	0	0	0	0	0	0	0	0.0
25	Dominique Hawkins	1-0	3	3.0	0-1	.000	0-1	.000	0-0	.000	0	0	0	0.0	2	0	1	0	0	0	0	0.0
15	Isaac Humphries	2-0	8	4.0	0-3	.000	0-0	.000	0-0	.000	0	1	1	0.5	5	0	0	1	0	0	0	0.0
Team											9	9	18				2					
Total.....		5	1000		138-302	.457	31-95	.326	70-111	.631	74	123	197	39.4	119	5	69	65	19	32	377	75.4
Opponents.....		5	1000		116-269	.431	34-91	.374	90-130	.692	44	112	156	31.2	93	-	46	64	21	24	356	71.2

TEAM STATISTICS	UK	OPP
SCORING	377	356
Points per game	75.4	71.2
Scoring margin	+4.2	-
FIELD GOALS-ATT	138-302	116-269
Field goal pct	.457	.431
3 POINT FG-ATT	31-95	34-91
3-point FG pct	.326	.374
3-pt FG made per game	6.2	6.8
FREE THROWS-ATT	70-111	90-130
Free throw pct	.631	.692
F-Throws made per game	14.0	18.0
REBOUNDS	197	156
Rebounds per game	39.4	31.2
Rebounding margin	+8.2	-
ASSISTS	69	46
Assists per game	13.8	9.2
TURNOVERS	65	64
Turnovers per game	13.0	12.8
Turnover margin	-0.2	-
Assist/turnover ratio	1.1	0.7
STEALS	32	24
Steals per game	6.4	4.8
BLOCKS	19	21
Blocks per game	3.8	4.2
ATTENDANCE	48296	38077
Home games-Avg/Game	2-24148	3-12692
Neutral site-Avg/Game	-	0-0

Date	Opponent	Score	Att.
* 01/02/16	OLE MISS	w 83-61	24399
* 01/05/16	at LSU	L 67-85	13573
* 1/9/16	at Alabama	w 77-61	15383
* 01/12/16	MISSISSIPPI STATE	w 80-74	23897
* 01/16/16	at Auburn	L 70-75	9121

* = Conference game
 1 = Champions Classic - United Center, Chicago
 2 = Hoophall Miami Invitational - American Airlines Arena, Miami
 3 = CBS Sports Classic - Barclays Center, Brooklyn, N.Y.

Score by Periods	1st	2nd	Totals
Kentucky	185	192	377
Opponents	148	208	356



2015-16 Kentucky Men's Basketball
 Kentucky Combined Team Statistics (as of Jan 16, 2016)
 Last five



RECORD:	OVERALL	HOME	AWAY	NEUTRAL
ALL GAMES	3-2	2-0	1-2	0-0
CONFERENCE	3-2	2-0	1-2	0-0
NON-CONFERENCE	0-0	0-0	0-0	0-0

#	Player	gp-gs	min	avg	Total		3-Point		F-Throw		Rebounds				pf	dq	a	to	blk	stl	pts	avg
					fg-fga	fg%	3fg-fga	3fg%	ft-fta	ft%	off	def	tot	avg								
23	Jamal Murray	5-5	178	35.6	38-83	.458	16-42	.381	10-12	.833	10	9	19	3.8	14	1	9	11	0	7	102	20.4
03	Ulis, Tyler	5-5	193	38.6	29-67	.433	5-22	.227	26-30	.867	8	14	22	4.4	13	0	37	11	1	9	89	17.8
22	Alex Poythress	5-5	135	27.0	15-27	.556	0-4	.000	17-25	.680	8	23	31	6.2	18	1	0	12	5	2	47	9.4
13	Isaiah Briscoe	5-5	168	33.6	20-45	.444	0-5	.000	5-18	.278	8	15	23	4.6	16	0	13	10	1	8	45	9.0
35	Derek Willis	5-0	87	17.4	11-22	.500	8-14	.571	4-4	1.000	7	13	20	4.0	10	0	4	5	2	3	34	6.8
00	Marcus Lee	5-5	100	20.0	12-21	.571	0-0	.000	2-12	.167	12	22	34	6.8	19	2	1	7	7	0	26	5.2
01	Labissiere, Skal	5-0	56	11.2	9-17	.529	0-0	.000	3-6	.500	5	7	12	2.4	14	1	0	3	3	0	21	4.2
11	Mychal Mulder	4-0	42	10.5	3-13	.231	2-7	.286	2-2	1.000	5	10	15	3.8	2	0	2	1	0	1	10	2.5
04	Matthews, Charles	5-0	29	5.8	1-3	.333	0-0	.000	1-2	.500	2	0	2	0.4	6	0	2	2	0	2	3	0.6
24	EJ Floreal	2-0	1	0.5	0-0	.000	0-0	.000	0-0	.000	0	0	0	0.0	0	0	0	0	0	0	0	0.0
10	Jonny David	1-0	0	0.0	0-0	.000	0-0	.000	0-0	.000	0	0	0	0.0	0	0	0	0	0	0	0	0.0
25	Dominique Hawkins	1-0	3	3.0	0-1	.000	0-1	.000	0-0	.000	0	0	0	0.0	2	0	1	0	0	0	0	0.0
15	Isaac Humphries	2-0	8	4.0	0-3	.000	0-0	.000	0-0	.000	0	1	1	0.5	5	0	0	1	0	0	0	0.0
Team											9	9	18				2					
Total.....		5	1000		138-302	.457	31-95	.326	70-111	.631	74	123	197	39.4	119	5	69	65	19	32	377	75.4
Opponents.....		5	1000		116-269	.431	34-91	.374	90-130	.692	44	112	156	31.2	93	-	46	64	21	24	356	71.2

TEAM STATISTICS	UK	OPP
SCORING	377	356
Points per game	75.4	71.2
Scoring margin	+4.2	-
FIELD GOALS-ATT	138-302	116-269
Field goal pct	.457	.431
3 POINT FG-ATT	31-95	34-91
3-point FG pct	.326	.374
3-pt FG made per game	6.2	6.8
FREE THROWS-ATT	70-111	90-130
Free throw pct	.631	.692
F-Throws made per game	14.0	18.0
REBOUNDS	197	156
Rebounds per game	39.4	31.2
Rebounding margin	+8.2	-
ASSISTS	69	46
Assists per game	13.8	9.2
TURNOVERS	65	64
Turnovers per game	13.0	12.8
Turnover margin	-0.2	-
Assist/turnover ratio	1.1	0.7
STEALS	32	24
Steals per game	6.4	4.8
BLOCKS	19	21
Blocks per game	3.8	4.2
ATTENDANCE	48296	38077
Home games-Avg/Game	2-24148	3-12692
Neutral site-Avg/Game	-	0-0

Date	Opponent		Score	Att.
* 01/02/16	OLE MISS	w	83-61	24399
* 01/05/16	at LSU	L	67-85	13573
* 1/9/16	at Alabama	w	77-61	15383
* 01/12/16	MISSISSIPPI STATE	w	80-74	23897
* 01/16/16	at Auburn	L	70-75	9121

* = Conference game
 1 = Champions Classic - United Center, Chicago
 2 = Hoophall Miami Invitational - American Airlines Arena, Miami
 3 = CBS Sports Classic - Barclays Center, Brooklyn, N.Y.

Score by Periods	1st	2nd	Totals
Kentucky	185	192	377
Opponents	148	208	356



2015-16 Kentucky Men's Basketball
 Kentucky Season Schedule/Results & Leaders (as of Jan 16, 2016)
 All games



RECORD:	OVERALL	HOME	AWAY	NEUTRAL
ALL GAMES	13-4	10-0	1-3	2-1
CONFERENCE	3-2	2-0	1-2	0-0
NON-CONFERENCE	10-2	8-0	0-1	2-1

Date	Opponent	Score	Alt.	High Points	High Rebounds
11/13/15	ALBANY	w 78-65	22080	(19)Jamal Murray	(8)Marcus Lee
11/14/15	NJIT	w 87-57	22671	(26)Labissiere, Skal	(12)Isaiah Briscoe
11/17/15	1vs #5/4 Duke	w 74-63	21461	(18)Tyler Ulis	(10)Marcus Lee
11/20/15	WRIGHT STATE	w 78-63	22563	(21)Ulis, Tyler	(10)Alex Poythress
11/24/15	BOSTON U.	w 82-62	22623	(16)Labissiere, Skal	(10)Alex Poythress
11/27/15	2vs USF	w 84-63	10023	(21)Jamal Murray	(6)Isaiah Briscoe
					(6)Marcus Lee
11/30/15	ILLINOIS STATE	w 75-63	21894	(18)Isaiah Briscoe	(12)Marcus Lee
12/03/15	at UCLA	77-87 L	12202	(20)Isaiah Briscoe	(6)Derek Willis
					(6)Isaac Humphries
12/9/15	EKU	w 88-67	22544	(21)Alex Poythress	(13)Alex Poythress
12/12/15	ARIZONA STATE	w 72-58	23665	(17)Jamal Murray	(7)Marcus Lee
12/19/15	3vs Ohio State	67-74 L	16311	(33)Jamal Murray	(9)Marcus Lee
12/26/15	#16/15 LOUISVILLE	w 75-73	24412	(21)Ulis, Tyler	(7)Marcus Lee
01/02/16	*OLE MISS	w 83-61	24399	(20)Ulis, Tyler	(9)Alex Poythress
01/05/16	*at LSU	67-85 L	13573	(23)Tyler Ulis	(8)Mychal Mulder
1/9/16	*at Alabama	w 77-61	15383	(25)Alex Poythress	(11)Marcus Lee
01/12/16	*MISSISSIPPI STATE	w 80-74	23897	(22)Jamal Murray	(9)Marcus Lee
01/16/16	*at Auburn	70-75 L	9121	(20)Jamal Murray	(12)Derek Willis

* = Conference game
 1 = Champions Classic - United Center, Chicago
 2 = Hoophall Miami Invitational - American Airlines Arena, Miami
 3 = CBS Sports Classic - Barclays Center, Brooklyn, N.Y.

Attendance Summary	Games	Attend	Avg/Game
Home	10	230748	23075
Away	4	50279	12570
Neutral	3	47795	15932
Total	17	328822	19342



2015-16 Kentucky Men's Basketball
 Kentucky Overall Team Statistics (as of Jan 16, 2016)
 All games



TEAM STATISTICS	UK	OPP
SCORING	1314	1151
Points per game	77.3	67.7
Scoring margin	+9.6	-
FIELD GOALS-ATT	472-1012	402-981
Field goal pct	.466	.410
3 POINT FG-ATT	96-300	93-286
3-point FG pct	.320	.325
3-pt FG made per game	5.6	5.5
FREE THROWS-ATT	274-415	254-359
Free throw pct	.660	.708
F-Throws made per game	16.1	14.9
REBOUNDS	674	548
Rebounds per game	39.6	32.2
Rebounding margin	+7.4	-
ASSISTS	233	148
Assists per game	13.7	8.7
TURNOVERS	221	234
Turnovers per game	13.0	13.8
Turnover margin	+0.8	-
Assist/turnover ratio	1.1	0.6
STEALS	110	91
Steals per game	6.5	5.4
BLOCKS	93	52
Blocks per game	5.5	3.1
WINNING STREAK	0	-
Home win streak	10	-
ATTENDANCE	230748	98074
Home games-Avg/Game	10-23075	4-12570
Neutral site-Avg/Game	-	3-15932

Score by Periods	1st	2nd	Totals
Kentucky	628	686	1314
Opponents	522	629	1151



2015-16 Kentucky Men's Basketball
 Kentucky Category Leaders (as of Jan 16, 2016)
 All games



Points	G	Pts	Pts/G
Jamal Murray	17	302	17.8
Tyler Ulis	16	230	14.4
Alex Poythress	17	163	9.6
Isaiah Briscoe	15	160	10.7
Marcus Lee	17	131	7.7
Skal Labissiere	17	131	7.7
Derek Willis	16	93	5.8
Charles Matthews	17	42	2.5
Dominique Hawkins	11	28	2.5
Isaac Humphries	8	20	2.5
Mychal Mulder	13	12	0.9
Jonny David	5	2	0.4

FG Percentage	FG	Att	Pct
Marcus Lee	58	90	.644
Alex Poythress	59	102	.578
Skal Labissiere	49	94	.521
Charles Matthews	16	33	.485
Isaiah Briscoe	68	144	.472
Derek Willis	32	69	.464
Jamal Murray	104	247	.421
Tyler Ulis	70	179	.391
Isaac Humphries	6	17	.353
Dominique Hawkins	6	19	.316
Mychal Mulder	4	17	.235
Jonny David	0	1	.000

3-Point Percentage	3FG	Att	Pct
Derek Willis	17	42	.405
Jamal Murray	46	119	.387
Dominique Hawkins	4	14	.286
Tyler Ulis	21	75	.280
Charles Matthews	1	4	.250
Mychal Mulder	2	10	.200
Isaiah Briscoe	4	22	.182
Alex Poythress	1	13	.077
Jonny David	0	1	.000

Free Throw Percent	FG	Att	Pct
Jonny David	2	2	1.000
Mychal Mulder	2	2	1.000
Derek Willis	12	12	1.000
Tyler Ulis	69	79	.873
Jamal Murray	48	63	.762
Isaac Humphries	8	11	.727
Skal Labissiere	33	46	.717
Dominique Hawkins	12	17	.706
Alex Poythress	44	66	.667
Charles Matthews	9	19	.474
Marcus Lee	15	40	.375
Isaiah Briscoe	20	58	.345

Scoring Average	G	Pts	Avg/G
Jamal Murray	17	302	17.8
Tyler Ulis	16	230	14.4
Isaiah Briscoe	15	160	10.7
Alex Poythress	17	163	9.6
Marcus Lee	17	131	7.7
Skal Labissiere	17	131	7.7
Derek Willis	16	93	5.8
Dominique Hawkins	11	28	2.5
Isaac Humphries	8	20	2.5
Charles Matthews	17	42	2.5
Mychal Mulder	13	12	0.9
Jonny David	5	2	0.4

Field Goal Attempts	G	Att	Att/G
Jamal Murray	17	247	14.5
Tyler Ulis	16	179	11.2
Isaiah Briscoe	15	144	9.6
Alex Poythress	17	102	6.0
Skal Labissiere	17	94	5.5

Field Goals Made	G	Made	Made/G
Jamal Murray	17	104	6.1
Tyler Ulis	16	70	4.4
Isaiah Briscoe	15	68	4.5
Alex Poythress	17	59	3.5
Marcus Lee	17	58	3.4

3-Point FG Attempts	G	Att	Att/G
Jamal Murray	17	119	7.0
Tyler Ulis	16	75	4.7
Derek Willis	16	42	2.6
Isaiah Briscoe	15	22	1.5
Dominique Hawkins	11	14	1.3

3-Point FG Made	G	Made	Made/G
Jamal Murray	17	46	2.7
Tyler Ulis	16	21	1.3
Derek Willis	16	17	1.1
Isaiah Briscoe	15	4	0.3
Dominique Hawkins	11	4	0.4

Free Throw Attempts	G	Att	Att/G
Tyler Ulis	16	79	4.9
Alex Poythress	17	66	3.9
Jamal Murray	17	63	3.7
Isaiah Briscoe	15	58	3.9
Skal Labissiere	17	46	2.7

Free Throws Made	G	Made	Made/G
Tyler Ulis	16	69	4.3
Jamal Murray	17	48	2.8
Alex Poythress	17	44	2.6
Skal Labissiere	17	33	1.9
Isaiah Briscoe	15	20	1.3



2015-16 Kentucky Men's Basketball
 Kentucky Category Leaders (as of Jan 16, 2016)
 All games



Rebounds	G	Reb	Reb/G
Marcus Lee	17	120	7.1
Alex Poythress	17	117	6.9
Isaiah Briscoe	15	79	5.3
Jamal Murray	17	73	4.3
Tyler Ulis	16	59	3.7

Rebound Average	G	Reb	Avg/G
Marcus Lee	17	120	7.1
Alex Poythress	17	117	6.9
Isaiah Briscoe	15	79	5.3
Jamal Murray	17	73	4.3
Tyler Ulis	16	59	3.7

Offensive Rebounds	G	No.	Avg/G
Marcus Lee	17	53	3.1
Alex Poythress	17	37	2.2
Jamal Murray	17	25	1.5
Skal Labissiere	17	19	1.1
Isaiah Briscoe	15	18	1.2

Defensive Rebounds	G	No.	Avg/G
Alex Poythress	17	80	4.7
Marcus Lee	17	67	3.9
Isaiah Briscoe	15	61	4.1
Jamal Murray	17	48	2.8
Tyler Ulis	16	44	2.8

Fouls	G	No.	Per/G
Alex Poythress	17	59	3.5
Skal Labissiere	17	52	3.1
Marcus Lee	17	51	3.0
Isaiah Briscoe	15	44	2.9
Jamal Murray	17	41	2.4

Foulsouts	G	No.
Marcus Lee	17	4
Skal Labissiere	17	3
Alex Poythress	17	2
Jamal Murray	17	1
Isaiah Briscoe	15	1
Derek Willis	16	1

Assists	G	No.	Ast/G
Tyler Ulis	16	98	6.1
Isaiah Briscoe	15	44	2.9
Jamal Murray	17	43	2.5
Charles Matthews	17	11	0.6
Derek Willis	16	9	0.6

Steals	G	No.	Stl/G
Isaiah Briscoe	15	23	1.5
Tyler Ulis	16	23	1.4
Jamal Murray	17	19	1.1
Derek Willis	16	10	0.6
Charles Matthews	17	10	0.6
Alex Poythress	17	10	0.6

Blocked Shots	G	No.	Blk/G
Marcus Lee	17	31	1.8
Skal Labissiere	17	26	1.5
Alex Poythress	17	15	0.9
Derek Willis	16	6	0.4
Isaac Humphries	8	5	0.6

Minutes	G	No.	Min/G
Tyler Ulis	16	580	36.2
Jamal Murray	17	575	33.8
Isaiah Briscoe	15	472	31.5
Alex Poythress	17	413	24.3
Marcus Lee	17	377	22.2

Turnovers	G	No.	TO/G
Jamal Murray	17	51	3.0
Isaiah Briscoe	15	35	2.3
Tyler Ulis	16	32	2.0
Skal Labissiere	17	20	1.2
Marcus Lee	17	20	1.2



2015-16 Kentucky Men's Basketball
 Kentucky Overall/Conference Statistics (as of Jan 16, 2016)
 All games



SUMMARY	Overall Statistics										Conference Statistics									
	gp-gs	min/g	fg%	3fg%	ft%	r/g	a/g	stl	blk	pts/g	gp-gs	min/g	fg%	3fg%	ft%	r/g	a/g	stl	blk	pts/g
Jamal Murray	17-17	33.8	.421	.387	.762	4.3	2.5	19	2	17.8	5-5	35.6	.458	.381	.833	3.8	1.8	7	0	20.4
Tyler Ulis	16-16	36.2	.391	.280	.873	3.7	6.1	23	3	14.4	5-5	38.6	.433	.227	.867	4.4	7.4	9	1	17.8
Isaiah Briscoe	15-14	31.5	.472	.182	.345	5.3	2.9	23	3	10.7	5-5	33.6	.444	.000	.278	4.6	2.6	8	1	9.0
Alex Poythress	17-10	24.3	.578	.077	.667	6.9	0.3	10	15	9.6	5-5	27.0	.556	.000	.680	6.2	0.0	2	5	9.4
Skal Labissiere	17-11	17.8	.521	.000	.717	3.2	0.3	4	26	7.7	5-0	11.2	.529	.000	.500	2.4	0.0	0	3	4.2
Marcus Lee	17-13	22.2	.644	.000	.375	7.1	0.3	8	31	7.7	5-5	20.0	.571	.000	.167	6.8	0.2	0	7	5.2
Derek Willis	16-1	13.8	.464	.405	1.000	2.8	0.6	10	6	5.8	5-0	17.4	.500	.571	1.000	4.0	0.8	3	2	6.8
Dominique Hawkins	11-0	8.8	.316	.286	.706	0.7	0.5	2	1	2.5	1-0	3.0	.000	.000	.000	0.0	1.0	0	0	0.0
Isaac Humphries	8-0	9.5	.353	.000	.727	2.0	0.1	0	5	2.5	2-0	4.0	.000	.000	.000	0.5	0.0	0	0	0.0
Charles Matthews	17-3	12.3	.485	.250	.474	1.5	0.6	10	1	2.5	5-0	5.8	.333	.000	.500	0.4	0.4	2	0	0.6
Mychal Mulder	13-0	5.4	.235	.200	1.000	1.7	0.5	1	0	0.9	4-0	10.5	.231	.286	1.000	3.8	0.5	1	0	2.5
Jonny David	5-0	1.0	.000	.000	1.000	0.0	0.0	0	0	0.4	1-0	0.0	.000	.000	.000	0.0	0.0	0	0	0.0
EJ Floreal	3-0	0.7	.000	.000	.000	0.3	0.0	0	0	0.0	2-0	0.5	.000	.000	.000	0.0	0.0	0	0	0.0
Totals	17		.466	.320	.660	39.6	13.7	110	93	77.3	5		.457	.326	.631	39.4	13.8	32	19	75.4
Opponent	17		.410	.325	.708	32.2	8.7	91	52	67.7	5		.431	.374	.692	31.2	9.2	24	21	71.2

SCORING	Overall Statistics								Conference Statistics							
	fg-fga	fg%	3fg-fga	3fg%	ft-fta	ft%	pts	pts/g	fg-fga	fg%	3fg-fga	3fg%	ft-fta	ft%	pts	pts/g
Jamal Murray	104-247	.421	46-119	.387	48-63	.762	302	17.8	38-83	.458	16-42	.381	10-12	.833	102	20.4
Tyler Ulis	70-179	.391	21-75	.280	69-79	.873	230	14.4	29-67	.433	5-22	.227	26-30	.867	89	17.8
Isaiah Briscoe	68-144	.472	4-22	.182	20-58	.345	160	10.7	20-45	.444	0-5	.000	5-18	.278	45	9.0
Alex Poythress	59-102	.578	1-13	.077	44-66	.667	163	9.6	15-27	.556	0-4	.000	17-25	.680	47	9.4
Skal Labissiere	49-94	.521	0-0	.000	33-46	.717	131	7.7	9-17	.529	0-0	.000	3-6	.500	21	4.2
Marcus Lee	58-90	.644	0-0	.000	15-40	.375	131	7.7	12-21	.571	0-0	.000	2-12	.167	26	5.2
Derek Willis	32-69	.464	17-42	.405	12-12	1.000	93	5.8	11-22	.500	8-14	.571	4-4	1.000	34	6.8
Dominique Hawkins	6-19	.316	4-14	.286	12-17	.706	28	2.5	0-1	.000	0-1	.000	0-0	.000	0	0.0
Isaac Humphries	6-17	.353	0-0	.000	8-11	.727	20	2.5	0-3	.000	0-0	.000	0-0	.000	0	0.0
Charles Matthews	16-33	.485	1-4	.250	9-19	.474	42	2.5	1-3	.333	0-0	.000	1-2	.500	3	0.6
Mychal Mulder	4-17	.235	2-10	.200	2-2	1.000	12	0.9	3-13	.231	2-7	.286	2-2	1.000	10	2.5
Jonny David	0-1	.000	0-1	.000	2-2	1.000	2	0.4	0-0	.000	0-0	.000	0-0	.000	0	0.0
EJ Floreal	0-0	.000	0-0	.000	0-0	.000	0	0.0	0-0	.000	0-0	.000	0-0	.000	0	0.0
Totals	472-1012	.466	96-300	.320	274-415	.660	1314	77.3	138-302	.457	31-95	.326	70-111	.631	377	75.4
Opponent	402-981	.410	93-286	.325	254-359	.708	1151	67.7	116-269	.431	34-91	.374	90-130	.692	356	71.2

TOTALS	Overall Statistics										Conference Statistics									
	o-reb	d-reb	total	pf	fo	a	to	a/to	hi pts	o-reb	d-reb	total	pf	fo	a	to	a/to	hi pts		
Jamal Murray	25	48	73	41	1	43	51	0.8	33	10	9	19	14	1	9	11	0.8	22		
Tyler Ulis	15	44	59	25	0	98	32	3.1	23	8	14	22	13	0	37	11	3.4	23		
Isaiah Briscoe	18	61	79	44	1	44	35	1.3	20	8	15	23	16	0	13	10	1.3	14		
Alex Poythress	37	80	117	59	2	5	18	0.3	25	8	23	31	18	1	0	12	0.0	25		
Skal Labissiere	19	36	55	52	3	5	20	0.3	26	5	7	12	14	1	0	3	0.0	9		
Marcus Lee	53	67	120	51	4	5	20	0.3	14	12	22	34	19	2	1	7	0.1	13		
Derek Willis	15	29	44	22	1	9	12	0.8	14	7	13	20	10	0	4	5	0.8	12		
Dominique Hawkins	5	3	8	13	0	6	3	2.0	13	0	0	0	2	0	1	0	0.0	0		
Isaac Humphries	6	10	16	16	0	1	7	0.1	5	0	1	1	5	0	0	1	0.0	0		
Charles Matthews	14	11	25	24	0	11	14	0.8	11	2	0	2	6	0	2	2	1.0	3		
Mychal Mulder	8	14	22	3	0	6	1	6.0	5	5	10	15	2	0	2	1	2.0	5		
Jonny David	0	0	0	0	0	0	1	0.0	2	0	0	0	0	0	0	0	0.0	0		
EJ Floreal	1	0	1	0	0	0	0	0.0	0	0	0	0	0	0	0	0	0.0	0		
Totals	242	432	674	350	12	233	221	1.1	88	74	123	197	119	5	69	65	1.1	83		
Opponent	189	359	548	363	-	148	234	0.6	87	44	112	156	93	-	46	64	0.7	85		



2015-16 Kentucky Men's Basketball
 Kentucky Team Game-by-Game (as of Jan 16, 2016)
 All games



TEAM STATISTICS

Opponent	Date	Score	W	Total		3-Pointers		Free throws		Rebounds				pf	a	t/o	blk	stl	pts	avg
				fg-fga	pct	3fg-fga	pct	ft-fa	pct	off	def	tot	avg							
ALBANY	11/13/15	78-65	W	28-50	.560	6-17	.353	16-24	.667	12	22	34	34.0	21	16	20	8	6	78	78.0
NJIT	11/14/15	87-57	W	32-69	.464	5-21	.238	18-24	.750	22	32	54	44.0	18	14	14	9	6	87	82.5
vs #5/4 Duke	11/17/15	74-63	W	30-67	.448	3-10	.300	11-18	.611	17	22	39	42.3	21	15	9	7	9	74	79.7
WRIGHT STATE	11/20/15	78-63	W	25-47	.532	2-10	.200	26-37	.703	7	30	37	41.0	17	9	12	1	5	78	79.2
BOSTON U.	11/24/15	82-62	W	33-64	.516	3-15	.200	13-26	.500	18	27	45	41.8	18	15	12	5	12	82	79.8
vs USF	11/27/15	84-63	W	31-62	.500	6-13	.462	16-19	.842	12	25	37	41.0	17	16	8	5	9	84	80.5
ILLINOIS STATE	11/30/15	75-63	W	22-51	.431	2-12	.167	29-46	.630	12	27	39	40.7	19	8	15	9	6	75	79.7
at UCLA	12/03/15	77-87	L	25-66	.379	8-25	.320	19-25	.760	16	21	37	40.2	27	12	8	2	6	77	79.4
EKU	12/9/15	88-67	W	35-64	.547	4-19	.211	14-20	.700	18	32	50	41.3	17	18	17	9	3	88	80.3
ARIZONA STATE	12/12/15	72-58	W	24-55	.436	6-21	.286	18-26	.692	11	25	36	40.8	20	15	14	8	6	72	79.5
vs Ohio State	12/19/15	67-74	L	25-63	.397	9-19	.474	8-14	.571	13	27	40	40.7	17	14	12	5	6	67	78.4
#16/15 LOUISVILLE	12/26/15	75-73	W	24-52	.462	11-23	.478	16-25	.640	10	19	29	39.8	19	12	15	6	4	75	78.1
OLE MISS	01/02/16	83-61	W	33-66	.500	7-25	.280	10-20	.500	20	21	41	39.8	25	18	12	2	13	83	78.5
at LSU	01/05/16	67-85	L	24-58	.414	7-20	.350	12-23	.522	11	21	32	39.3	25	8	14	1	3	67	77.6
at Alabama	1/9/16	77-61	W	28-51	.549	2-9	.222	19-30	.633	14	29	43	39.5	23	12	11	5	2	77	77.6
MISSISSIPPI STATE	01/12/16	80-74	W	28-55	.509	9-23	.391	15-20	.750	11	22	33	39.1	21	16	17	4	7	80	77.8
at Auburn	01/16/16	70-75	L	25-72	.347	6-18	.333	14-18	.778	18	30	48	39.6	25	15	11	7	7	70	77.3
Kentucky		1314		472-1012	.466	96-300	.320	274-415	.660	242	432	674	39.6	350	233	221	93	110	1314	77.3
Opponents		1151		402-981	.410	93-286	.325	254-359	.708	189	359	548	32.2	363	148	234	52	91	1151	67.7

Games played: 17
 Points/game: 77.3
 FG Pct: 46.6
 3FG Pct: 32.0
 FT Pct: 66.0

Rebounds/game: 39.6
 Assists/game: 13.7
 Turnovers/game: 13.0
 Assist/turnover ratio: 1.1
 Steals/game: 6.5
 Blocks/game: 5.5



2015-16 Kentucky Men's Basketball
 Kentucky Opponent Game-by-Game (as of Jan 16, 2016)
 All games



OPPONENT STATISTICS

Opponent	Date	Score		Total		3-Pointers		Free throws		Rebounds				pf	a	t/o	blk	stl	pts	avg
				fg-fga	pct	3fg-fga	pct	ft-fga	pct	off	def	tot	avg							
ALBANY	11/13/15	78-65	W	25-58	.431	1-14	.071	14-22	.636	13	15	28	28.0	26	4	15	0	9	65	65.0
NJIT	11/14/15	87-57	W	17-55	.309	5-19	.263	18-22	.818	7	16	23	25.5	22	8	14	2	6	57	61.0
vs #5/4 Duke	11/17/15	74-63	W	22-54	.407	5-13	.385	14-23	.609	15	24	39	30.0	20	9	16	8	3	63	61.7
WRIGHT STATE	11/20/15	78-63	W	21-58	.362	6-14	.429	15-17	.882	8	19	27	29.3	33	8	12	1	5	63	62.0
BOSTON U.	11/24/15	82-62	W	20-54	.370	8-24	.333	14-18	.778	8	19	27	28.8	22	9	17	2	6	62	62.0
vs USF	11/27/15	84-63	W	26-56	.464	2-10	.200	9-15	.600	10	21	31	29.2	17	5	14	4	2	63	62.2
ILLINOIS STATE	11/30/15	75-63	W	25-70	.357	5-20	.250	8-10	.800	14	23	37	30.3	32	8	16	2	5	63	62.3
at UCLA	12/03/15	77-87	L	28-53	.528	5-11	.455	26-34	.765	10	28	38	31.3	18	16	10	3	5	87	65.4
EKU	12/9/15	88-67	W	26-65	.400	5-18	.278	10-14	.714	11	14	25	30.6	19	11	13	1	7	67	65.6
ARIZONA STATE	12/12/15	72-58	W	23-62	.371	4-20	.200	8-15	.533	15	21	36	31.1	24	6	17	0	5	58	64.8
vs Ohio State	12/19/15	67-74	L	26-64	.406	9-18	.500	13-17	.765	13	29	42	32.1	16	10	11	7	9	74	65.6
#16/15 LOUISVILLE	12/26/15	75-73	W	27-63	.429	4-14	.286	15-22	.682	21	18	39	32.7	21	8	15	1	5	73	66.2
OLE MISS	01/02/16	83-61	W	20-50	.400	3-14	.214	18-26	.692	10	17	27	32.2	19	7	16	3	6	61	65.8
at LSU	01/05/16	67-85	L	30-61	.492	6-14	.429	19-30	.633	16	30	46	33.2	17	17	9	4	8	85	67.2
at Alabama	1/9/16	77-61	W	18-52	.346	7-24	.292	18-27	.667	8	17	25	32.7	24	5	7	7	3	61	66.8
MISSISSIPPI STATE	01/12/16	80-74	W	27-51	.529	6-13	.462	14-16	.875	3	17	20	31.9	20	8	19	0	5	74	67.2
at Auburn	01/16/16	70-75	L	21-55	.382	12-26	.462	21-31	.677	7	31	38	32.2	13	9	13	7	2	75	67.7
Opponents		1151		402-981	.410	93-286	.325	254-359	.708	189	359	548	32.2	363	148	234	52	91	1151	67.7
Kentucky		1314		472-1012	.466	96-300	.320	274-415	.660	242	432	674	39.6	350	233	221	93	110	1314	77.3

Games played: 17
 Points/game: 67.7
 FG Pct: 41.0
 3FG Pct: 32.5
 FT Pct: 70.8

Rebounds/game: 32.2
 Assists/game: 8.7
 Turnovers/game: 13.8
 Assist/turnover ratio: 0.6
 Steals/game: 5.4
 Blocks/game: 3.1



2015-16 Kentucky Men's Basketball
 Kentucky Points-Rebounds-Assists (as of Jan 16, 2016)
 All games



Opponent	Date	Score		00	01	03	04	10	11	13
				LEE,MARCUS	LABISSIERE	ULIS,TYLER	MATTHEWS,C	DAVID,JOHN	MULDER,MYC	BRISCOE,IS
ALBANY	11/13/15	78-65	w	12-8-3	9-5-0	12-4-2	4-2-0	DNP	2-0-0	DNP
NJIT	11/14/15	87-57	w	10-8-0	26-5-0	5-5-5	1-0-2	0-0-0	0-2-1	11-12-2
vs #5/4 Duke	11/17/15	74-63	w	10-10-1	7-4-1	18-4-6	0-0-0	DNP	DNP	12-3-1
WRIGHT STATE	11/20/15	78-63	w	0-7-0	13-3-0	21-2-5	4-1-0	DNP	0-2-1	15-3-2
BOSTON U.	11/24/15	82-62	w	9-2-0	16-7-0	15-6-6	3-7-2	0-0-0	0-0-0	11-7-5
vs USF	11/27/15	84-63	w	4-6-0	17-4-2	8-2-2	11-2-1	2-0-0	0-0-0	6-6-7
ILLINOIS STATE	11/30/15	75-63	w	13-12-0	2-2-0	DNP	5-3-2	DNP	0-0-0	18-7-3
at UCLA	12/03/15	77-87	L	2-2-0	6-1-0	9-2-9	2-3-1	DNP	DNP	20-2-1
EKU	12/9/15	88-67	w	11-8-0	10-4-2	9-4-8	7-2-0	DNP	DNP	10-6-1
ARIZONA STATE	12/12/15	72-58	w	14-7-0	0-0-0	12-5-6	0-1-1	0-0-0	0-2-1	9-4-2
vs Ohio State	12/19/15	67-74	L	12-9-0	2-5-0	11-2-4	0-0-0	DNP	0-1-1	3-6-7
#16/15 LOUISVILLE	12/26/15	75-73	w	8-7-0	2-3-0	21-1-8	2-2-0	DNP	0-0-0	DNP
OLE MISS	01/02/16	83-61	w	13-8-0	9-3-0	20-3-10	3-1-0	DNP	DNP	6-5-3
at LSU	01/05/16	67-85	L	0-2-0	3-2-0	23-1-6	0-1-1	DNP	5-8-0	5-6-0
at Alabama	1/9/16	77-61	w	8-11-0	0-1-0	8-5-8	0-0-0	DNP	3-4-0	12-5-4
MISSISSIPPI STATE	01/12/16	80-74	w	2-9-0	5-4-0	21-3-5	0-0-0	DNP	2-0-2	14-4-5
at Auburn	01/16/16	70-75	L	3-4-1	4-2-0	17-10-8	0-0-1	0-0-0	0-3-0	8-3-1

Opponent	Date	Score		15	22	23	24	25	35
				HUMPHRIES,	POYTHRESS,	MURRAY,JAM	FLOREAL,EJ	HAWKINS,DO	WILLIS,DER
ALBANY	11/13/15	78-65	w	4-2-0	2-3-0	19-3-8	DNP	0-1-0	14-5-3
NJIT	11/14/15	87-57	w	5-3-0	9-7-0	8-5-2	DNP	1-1-1	11-3-1
vs #5/4 Duke	11/17/15	74-63	w	2-3-1	9-7-0	16-5-5	DNP	DNP	0-0-0
WRIGHT STATE	11/20/15	78-63	w	DNP	10-10-0	13-6-1	DNP	DNP	2-0-0
BOSTON U.	11/24/15	82-62	w	DNP	14-10-0	12-3-2	DNP	0-0-0	2-2-0
vs USF	11/27/15	84-63	w	2-0-0	8-5-0	21-3-3	DNP	3-0-1	2-0-0
ILLINOIS STATE	11/30/15	75-63	w	DNP	9-7-2	16-5-1	DNP	7-0-0	5-2-0
at UCLA	12/03/15	77-87	L	4-6-0	4-5-1	17-5-0	DNP	2-3-0	11-6-0
EKU	12/9/15	88-67	w	DNP	21-13-0	16-7-4	DNP	2-2-2	2-1-1
ARIZONA STATE	12/12/15	72-58	w	3-1-0	10-6-0	17-3-5	0-1-0	0-0-0	7-3-0
vs Ohio State	12/19/15	67-74	L	DNP	6-7-1	33-3-1	DNP	0-0-0	DNP
#16/15 LOUISVILLE	12/26/15	75-73	w	DNP	14-6-1	12-6-2	DNP	13-1-1	3-2-0
OLE MISS	01/02/16	83-61	w	0-0-0	6-9-0	18-6-3	DNP	0-0-1	8-1-1
at LSU	01/05/16	67-85	L	0-1-0	4-4-0	21-2-1	DNP	DNP	6-3-0
at Alabama	1/9/16	77-61	w	DNP	25-7-0	21-5-0	0-0-0	DNP	0-2-0
MISSISSIPPI STATE	01/12/16	80-74	w	DNP	6-8-0	22-1-3	DNP	DNP	8-2-1
at Auburn	01/16/16	70-75	L	DNP	6-3-0	20-5-2	0-0-0	DNP	12-12-2



2015-16 Kentucky Men's Basketball
 Kentucky Game-by-Game Highs (as of Jan 16, 2016)
 All games



Opponent	Date	Score	Points	Rebounds	Assists	Steals	Blocked shots
ALBANY	11/13/15	78-65	19-Jamal Murray	8-Marcus Lee	8-Jamal Murray	3-Jamal Murray	4-Skal Labissiere
NJIT	11/14/15	87-57	26-Labissiere, Skal	12-Isaiah Briscoe	5-Ulis, Tyler	2-Isaiah Briscoe	3-Marcus Lee
vs #5/4 Duke	11/17/15	74-63	18-Tyler Ulis	10-Marcus Lee	6-Tyler Ulis	4-Jamal Murray	2-Isaac Humphries Marcus Lee
WRIGHT STATE	11/20/15	78-63	21-Ulis, Tyler	10-Alex Poythress	5-Ulis, Tyler	2-Ulis, Tyler	1-Labissiere, Skal
BOSTON U.	11/24/15	82-62	16-Labissiere, Skal	10-Alex Poythress	6-Ulis, Tyler	3-Ulis, Tyler Isaiah Briscoe	3-Labissiere, Skal
vs USF	11/27/15	84-63	21-Jamal Murray	6-Marcus Lee Isaiah Briscoe	7-Isaiah Briscoe	2-Isaiah Briscoe Tyler Ulis	3-Skal Labissiere
ILLINOIS STATE	11/30/15	75-63	18-Isaiah Briscoe	12-Marcus Lee	3-Isaiah Briscoe	2-Matthews, Charles	2-Marcus Lee Alex Poythress
at UCLA	12/03/15	77-87	20-Isaiah Briscoe	6-Isaac Humphries Derek Willis	9-Ulis, Tyler	2-Jamal Murray Ulis, Tyler	2-Labissiere, Skal
EKU	12/9/15	88-67	21-Alex Poythress	13-Alex Poythress	8-Ulis, Tyler	2-Isaiah Briscoe	5-Marcus Lee
ARIZONA STATE	12/12/15	72-58	17-Jamal Murray	7-Marcus Lee	6-Ulis, Tyler	2-Isaiah Briscoe	5-Marcus Lee
vs Ohio State	12/19/15	67-74	33-Jamal Murray	9-Marcus Lee	7-Isaiah Briscoe	2-Marcus Lee	2-Labissiere, Skal Marcus Lee
#16/15 LOUISVILLE	12/26/15	75-73	21-Ulis, Tyler	7-Marcus Lee	8-Ulis, Tyler	1-Marcus Lee Alex Poythress Labissiere, Skal Ulis, Tyler	3-Alex Poythress
OLE MISS	01/02/16	83-61	20-Ulis, Tyler	9-Alex Poythress	10-Ulis, Tyler	6-Ulis, Tyler	2-Marcus Lee
at LSU	01/05/16	67-85	23-Tyler Ulis	8-Mychal Mulder	6-Tyler Ulis	1-Derek Willis Jamal Murray Isaiah Briscoe	1-Isaiah Briscoe
at Alabama	1/9/16	77-61	25-Alex Poythress	11-Marcus Lee	8-Tyler Ulis	1-Jamal Murray Tyler Ulis	2-Alex Poythress
MISSISSIPPI STATE	01/12/16	80-74	22-Jamal Murray	9-Marcus Lee	5-Isaiah Briscoe Ulis, Tyler	2-Ulis, Tyler	2-Marcus Lee
at Auburn	01/16/16	70-75	20-Jamal Murray	12-Derek Willis	8-Ulis, Tyler	3-Jamal Murray	3-Alex Poythress



2015-16 Kentucky Men's Basketball
 Kentucky Team High/Low Analysis (as of Jan 16, 2016)
 All games



Kentucky - TEAM GAME HIGHS

POINTS	88		EKU (12/9/15)
	87		NJIT (11/14/15)
	84		vs USF (11/27/15)
	83		OLE MISS (01/02/16)
	82		BOSTON U. (11/24/15)
FIELD GOALS MADE	35		EKU (12/9/15)
	33		OLE MISS (01/02/16)
	33		BOSTON U. (11/24/15)
FIELD GOAL ATTEMPTS	72		at Auburn (01/16/16)
	69		NJIT (11/14/15)
FIELD GOAL PERCENTAGE	.560	(28-50)	ALBANY (11/13/15)
	.549	(28-51)	at Alabama (1/9/16)
3 PT FIELD GOALS MADE	11		#16/15 LOUISVILLE (12/26/15)
	9		MISSISSIPPI STATE (01/12/16)
	9		vs Ohio State (12/19/15)
3 PT FG ATTEMPTS	25		OLE MISS (01/02/16)
	25		at UCLA (12/03/15)
3 PT FG PERCENTAGE	.478	(11-23)	#16/15 LOUISVILLE (12/26/15)
	.474	(9-19)	vs Ohio State (12/19/15)
FREE THROWS MADE	29		ILLINOIS STATE (11/30/15)
	26		WRIGHT STATE (11/20/15)
FREE THROW ATTEMPTS	46		ILLINOIS STATE (11/30/15)
	37		WRIGHT STATE (11/20/15)
FREE THROW PERCENTAGE	.842	(16-19)	vs USF (11/27/15)
	.778	(14-18)	at Auburn (01/16/16)
REBOUNDS	54		NJIT (11/14/15)
	50		EKU (12/9/15)
ASSISTS	18		OLE MISS (01/02/16)
	18		EKU (12/9/15)
STEALS	13		OLE MISS (01/02/16)
	12		BOSTON U. (11/24/15)
BLOCKED SHOTS	9		EKU (12/9/15)
	9		ILLINOIS STATE (11/30/15)
	9		NJIT (11/14/15)
TURNOVERS	20		ALBANY (11/13/15)
	17		MISSISSIPPI STATE (01/12/16)
	17		EKU (12/9/15)
FOULS	27		at UCLA (12/03/15)
	25		at Auburn (01/16/16)
	25		at LSU (01/05/16)
	25		OLE MISS (01/02/16)



2015-16 Kentucky Men's Basketball
 Kentucky High/Low Analysis (as of Jan 16, 2016)
 All games



Opponent - GAME HIGHS

POINTS	87		at UCLA (12/03/15)
	85		at LSU (01/05/16)
	75		at Auburn (01/16/16)
	74		MISSISSIPPI STATE (01/12/16)
	74		vs Ohio State (12/19/15)
FIELD GOALS MADE	30		at LSU (01/05/16)
	28		at UCLA (12/03/15)
FIELD GOAL ATTEMPTS	70		ILLINOIS STATE (11/30/15)
	65		EKU (12/9/15)
FIELD GOAL PERCENTAGE	.529	(27-51)	MISSISSIPPI STATE (01/12/16)
	.528	(28-53)	at UCLA (12/03/15)
3 PT FIELD GOALS MADE	12		at Auburn (01/16/16)
	9		vs Ohio State (12/19/15)
3 PT FG ATTEMPTS	26		at Auburn (01/16/16)
	24		at Alabama (1/9/16)
	24		BOSTON U. (11/24/15)
3 PT FG PERCENTAGE	.500	(9-18)	vs Ohio State (12/19/15)
	.462	(12-26)	at Auburn (01/16/16)
	.462	(6-13)	MISSISSIPPI STATE (01/12/16)
FREE THROWS MADE	26		at UCLA (12/03/15)
	21		at Auburn (01/16/16)
FREE THROW ATTEMPTS	34		at UCLA (12/03/15)
	31		at Auburn (01/16/16)
FREE THROW PERCENTAGE	.882	(15-17)	WRIGHT STATE (11/20/15)
	.875	(14-16)	MISSISSIPPI STATE (01/12/16)
REBOUNDS	46		at LSU (01/05/16)
	42		vs Ohio State (12/19/15)
ASSISTS	17		at LSU (01/05/16)
	16		at UCLA (12/03/15)
STEALS	9		vs Ohio State (12/19/15)
	9		ALBANY (11/13/15)
BLOCKED SHOTS	8		vs #5/4 Duke (11/17/15)
	7		at Auburn (01/16/16)
	7		at Alabama (1/9/16)
	7		vs Ohio State (12/19/15)
TURNOVERS	19		MISSISSIPPI STATE (01/12/16)
	17		ARIZONA STATE (12/12/15)
	17		BOSTON U. (11/24/15)
FOULS	33		WRIGHT STATE (11/20/15)
	32		ILLINOIS STATE (11/30/15)



2015-16 Kentucky Men's Basketball
 Kentucky High/Low Analysis (as of Jan 16, 2016)
 All games



Kentucky - GAME LOWS

POINTS	67		vs Ohio State (12/19/15)
	67		at LSU (01/05/16)
	70		at Auburn (01/16/16)
	72		ARIZONA STATE (12/12/15)
	74		vs #5/4 Duke (11/17/15)
FIELD GOALS MADE	22		ILLINOIS STATE (11/30/15)
	24		ARIZONA STATE (12/12/15)
	24		#16/15 LOUISVILLE (12/26/15)
	24		at LSU (01/05/16)
FIELD GOAL ATTEMPTS	47		WRIGHT STATE (11/20/15)
	50		ALBANY (11/13/15)
FIELD GOAL PERCENTAGE	.347	(25-72)	at Auburn (01/16/16)
	.379	(25-66)	at UCLA (12/03/15)
3 PT FIELD GOALS MADE	2		WRIGHT STATE (11/20/15)
	2		ILLINOIS STATE (11/30/15)
	2		at Alabama (1/9/16)
3 PT FG ATTEMPTS	9		at Alabama (1/9/16)
	10		vs #5/4 Duke (11/17/15)
	10		WRIGHT STATE (11/20/15)
3 PT FG PERCENTAGE	.167	(2-12)	ILLINOIS STATE (11/30/15)
	.200	(2-10)	WRIGHT STATE (11/20/15)
	.200	(3-15)	BOSTON U. (11/24/15)
FREE THROWS MADE	8		vs Ohio State (12/19/15)
	10		OLE MISS (01/02/16)
FREE THROW ATTEMPTS	14		vs Ohio State (12/19/15)
	18		vs #5/4 Duke (11/17/15)
	18		at Auburn (01/16/16)
FREE THROW PERCENTAGE	.500	(10-20)	OLE MISS (01/02/16)
	.500	(13-26)	BOSTON U. (11/24/15)
REBOUNDS	29		#16/15 LOUISVILLE (12/26/15)
	32		at LSU (01/05/16)
ASSISTS	8		ILLINOIS STATE (11/30/15)
	8		at LSU (01/05/16)
STEALS	2		at Alabama (1/9/16)
	3		EKU (12/9/15)
	3		at LSU (01/05/16)
BLOCKED SHOTS	1		WRIGHT STATE (11/20/15)
	1		at LSU (01/05/16)
TURNOVERS	8		vs USF (11/27/15)
	8		at UCLA (12/03/15)
FOULS	17		WRIGHT STATE (11/20/15)
	17		vs USF (11/27/15)
	17		EKU (12/9/15)
	17		vs Ohio State (12/19/15)



2015-16 Kentucky Men's Basketball
 Kentucky High/Low Analysis (as of Jan 16, 2016)
 All games



Opponent - GAME LOWS

POINTS	57		NJIT (11/14/15)
	58		ARIZONA STATE (12/12/15)
	61		OLE MISS (01/02/16)
	61		at Alabama (1/9/16)
	62		BOSTON U. (11/24/15)
FIELD GOALS MADE	17		NJIT (11/14/15)
	18		at Alabama (1/9/16)
FIELD GOAL ATTEMPTS	50		OLE MISS (01/02/16)
	51		MISSISSIPPI STATE (01/12/16)
FIELD GOAL PERCENTAGE	.309	(17-55)	NJIT (11/14/15)
	.346	(18-52)	at Alabama (1/9/16)
3 PT FIELD GOALS MADE	1		ALBANY (11/13/15)
	2		vs USF (11/27/15)
3 PT FG ATTEMPTS	10		vs USF (11/27/15)
	11		at UCLA (12/03/15)
3 PT FG PERCENTAGE	.071	(1-14)	ALBANY (11/13/15)
	.200	(2-10)	vs USF (11/27/15)
	.200	(4-20)	ARIZONA STATE (12/12/15)
FREE THROWS MADE	8		ILLINOIS STATE (11/30/15)
	8		ARIZONA STATE (12/12/15)
FREE THROW ATTEMPTS	10		ILLINOIS STATE (11/30/15)
	14		EKU (12/9/15)
FREE THROW PERCENTAGE	.533	(8-15)	ARIZONA STATE (12/12/15)
	.600	(9-15)	vs USF (11/27/15)
REBOUNDS	20		MISSISSIPPI STATE (01/12/16)
	23		NJIT (11/14/15)
ASSISTS	4		ALBANY (11/13/15)
	5		vs USF (11/27/15)
	5		at Alabama (1/9/16)
STEALS	2		vs USF (11/27/15)
	2		at Auburn (01/16/16)
BLOCKED SHOTS	0		ALBANY (11/13/15)
	0		ARIZONA STATE (12/12/15)
	0		MISSISSIPPI STATE (01/12/16)
TURNOVERS	7		at Alabama (1/9/16)
	9		at LSU (01/05/16)
FOULS	13		at Auburn (01/16/16)
	16		vs Ohio State (12/19/15)



2015-16 Kentucky Men's Basketball
 Kentucky Player High/Low Analysis (as of Jan 16, 2016)
 All games



Kentucky - INDIVIDUAL GAME HIGHS

Points	33		Jamal Murray vs Ohio State (12/19/15)
	26		Labissiere, Skal vs NJIT (11/14/15)
	25		Alex Poythress at Alabama (1/9/16)
	23		Tyler Ulis at LSU (01/05/16)
	22		Jamal Murray vs Mississippi State (01/12/16)
Field Goals Made	13		Jamal Murray vs Ohio State (12/19/15)
	10		Labissiere, Skal vs NJIT (11/14/15)
Field Goal Att.	23		Jamal Murray vs Ohio State (12/19/15)
	22		Jamal Murray at Auburn (01/16/16)
FG Pct (min 5 made)	1.000	(5-5)	Marcus Lee vs ECU (12/9/15)
	.875	(7-8)	Alex Poythress vs Boston U. (11/24/15)
3-Point FG Made	7		Jamal Murray vs Ohio State (12/19/15)
	5		Jamal Murray vs Mississippi State (01/12/16)
	5		Jamal Murray at UCLA (12/03/15)
3-Point FG Att.	12		Jamal Murray vs Ole Miss (01/02/16)
	11		Jamal Murray vs Mississippi State (01/12/16)
	11		Jamal Murray at UCLA (12/03/15)
3-Pt FG Pct (min 2 made)	1.000	(2-2)	Derek Willis vs Mississippi State (01/12/16)
	1.000	(2-2)	Tyler Ulis vs USF (11/27/15)
Free Throws Made	10		Ulis, Tyler vs Wright State (11/20/15)
	10		Jamal Murray vs Wright State (11/20/15)
Free Throw Att.	13		Jamal Murray vs Illinois State (11/30/15)
	12		Ulis, Tyler vs Wright State (11/20/15)
FT Pct (min 3 made)	1.000	(10-10)	Jamal Murray vs Wright State (11/20/15)
	1.000	(7-7)	Ulis, Tyler at Auburn (01/16/16)
	1.000	(6-6)	Jamal Murray at Alabama (1/9/16)
	1.000	(6-6)	Ulis, Tyler vs Boston U. (11/24/15)
	1.000	(6-6)	Tyler Ulis vs #5/4 Duke (11/17/15)
	1.000	(6-6)	Labissiere, Skal vs NJIT (11/14/15)
	1.000	(5-5)	Ulis, Tyler vs Mississippi State (01/12/16)
	1.000	(4-4)	Labissiere, Skal vs ECU (12/9/15)
	1.000	(4-4)	Ulis, Tyler at UCLA (12/03/15)
	1.000	(4-4)	Alex Poythress vs Wright State (11/20/15)
	1.000	(4-4)	Isaac Humphries vs Albany (11/13/15)
	1.000	(4-4)	Derek Willis vs Albany (11/13/15)
	1.000	(3-3)	Alex Poythress vs ECU (12/9/15)
	1.000	(3-3)	Jamal Murray vs USF (11/27/15)
Rebounds	13		Alex Poythress vs ECU (12/9/15)
	12		Derek Willis at Auburn (01/16/16)
	12		Marcus Lee vs Illinois State (11/30/15)
	12		Isaiah Briscoe vs NJIT (11/14/15)
Assists	10		Ulis, Tyler vs Ole Miss (01/02/16)
	9		Ulis, Tyler at UCLA (12/03/15)
Steals	6		Ulis, Tyler vs Ole Miss (01/02/16)
	4		Isaiah Briscoe vs Ole Miss (01/02/16)
	4		Jamal Murray vs #5/4 Duke (11/17/15)
Blocked Shots	5		Marcus Lee vs Arizona State (12/12/15)
	5		Marcus Lee vs ECU (12/9/15)
Turnovers	7		Jamal Murray vs #16/15 Louisville (12/26/15)
	5		Isaiah Briscoe vs Illinois State (11/30/15)
	5		Jamal Murray vs Wright State (11/20/15)
	5		Tyler Ulis vs Albany (11/13/15)
	5		Jamal Murray vs Albany (11/13/15)

Fouls	5	Jamal Murray at Auburn (01/16/16)
	5	Marcus Lee vs Mississippi State (01/12/16)
	5	Marcus Lee at LSU (01/05/16)
	5	Alex Poythress at LSU (01/05/16)
	5	Labissiere, Skal vs Ole Miss (01/02/16)
	5	Marcus Lee vs Ohio State (12/19/15)
	5	Labissiere, Skal vs Arizona State (12/12/15)
	5	Alex Poythress at UCLA (12/03/15)
	5	Derek Willis at UCLA (12/03/15)
	5	Isaiah Briscoe vs Illinois State (11/30/15)
	5	Marcus Lee vs #5/4 Duke (11/17/15)
	5	Skal Labissiere vs #5/4 Duke (11/17/15)
	Minutes	40
40		Tyler Ulis at LSU (01/05/16)
40		Ulis, Tyler vs Arizona State (12/12/15)
40		Tyler Ulis vs #5/4 Duke (11/17/15)
39		Tyler Ulis at Alabama (1/9/16)
39		Jamal Murray vs Ole Miss (01/02/16)
39		Ulis, Tyler vs #16/15 Louisville (12/26/15)
39		Ulis, Tyler vs Ohio State (12/19/15)
39		Ulis, Tyler vs ECU (12/9/15)



2015-16 Kentucky Men's Basketball
 Kentucky Opponent High/Low Analysis (as of Jan 16, 2016)
 All games



OPPONENT INDIVIDUAL GAME HIGHS

Points	27		Lee, Damion vs #16/15 Louisville (12/26/15)
	26		Canty, Kareem at Auburn (01/16/16)
	23		Moody, Stefan vs Ole Miss (01/02/16)
	22		Akoon-Purcell,DeVaug vs Illinois State (11/30/15)
	21		Harris, Tyler at Auburn (01/16/16)
	21		Obasohan, Retin at Alabama (1/9/16)
	21		QUARTERMAN, Tim at LSU (01/05/16)
	21		Welsh, Thomas at UCLA (12/03/15)
Field Goals Made	9		Sword, Craig vs Mississippi State (01/12/16)
	9		QUARTERMAN, Tim at LSU (01/05/16)
	9		Hawkins, Javontae vs ECU (12/9/15)
	9		Akoon-Purcell,DeVaug vs Illinois State (11/30/15)
Field Goal Att.	20		Canty, Kareem at Auburn (01/16/16)
	20		Lee, Damion vs #16/15 Louisville (12/26/15)
	20		Akoon-Purcell,DeVaug vs Illinois State (11/30/15)
FG Pct (min 5 made)	1.000	(5-5)	SIMMONS, Ben at LSU (01/05/16)
	.875	(7-8)	Amile Jefferson vs #5/4 Duke (11/17/15)
3-Point FG Made	5		Canty, Kareem at Auburn (01/16/16)
	4		Lynn, Damon vs NJIT (11/14/15)
3-Point FG Att.	12		Canty, Kareem at Auburn (01/16/16)
	10		Papale, John vs Boston U. (11/24/15)
3-Pt FG Pct (min 2 made)	1.000	(3-3)	Harris, Tyler at Auburn (01/16/16)
	1.000	(2-2)	Lang, TJ at Auburn (01/16/16)
	1.000	(2-2)	Thomas, Fred vs Mississippi State (01/12/16)
	1.000	(2-2)	EPPS, Aaron at LSU (01/05/16)
	1.000	(2-2)	Holiday, Aaron at UCLA (12/03/15)
Free Throws Made	9		VICTOR II, Craig at LSU (01/05/16)
	9		Moody, Stefan vs Ole Miss (01/02/16)
	9		Lee, Damion vs #16/15 Louisville (12/26/15)
Free Throw Att.	14		VICTOR II, Craig at LSU (01/05/16)
	11		Canty, Kareem at Auburn (01/16/16)
FT Pct (min 3 made)	1.000	(9-9)	Moody, Stefan vs Ole Miss (01/02/16)
	1.000	(6-6)	Newman, Malik vs Mississippi State (01/12/16)
	1.000	(5-5)	Reischel, Jarelle vs ECU (12/9/15)
	1.000	(4-4)	Norris, Riley at Alabama (1/9/16)
	1.000	(4-4)	Loving, Marc vs Ohio State (12/19/15)
	1.000	(4-4)	McIntosh, MiKyle vs Illinois State (11/30/15)
	1.000	(4-4)	Mosely, Cheddi vs Boston U. (11/24/15)
	1.000	(4-4)	Coleman, Tim vs NJIT (11/14/15)
	1.000	(4-4)	Andrews, Jamir vs Albany (11/13/15)
	1.000	(3-3)	Ware, Gavin vs Mississippi State (01/12/16)
	1.000	(3-3)	Bolden, Jonah at UCLA (12/03/15)
Rebounds	15		Amile Jefferson vs #5/4 Duke (11/17/15)
	12		VICTOR II, Craig at LSU (01/05/16)
Assists	7		QUARTERMAN, Tim at LSU (01/05/16)
	7		Holiday, Aaron at UCLA (12/03/15)
Steals	4		Coleman, Tim vs NJIT (11/14/15)
	4		Rowley, Mike vs Albany (11/13/15)
Blocked Shots	6		Marshall Plumlee vs #5/4 Duke (11/17/15)
	5		Spencer, Horace at Auburn (01/16/16)
	5		Thompson, Trevor vs Ohio State (12/19/15)
Turnovers	8		Foreman, Kyle vs Boston U. (11/24/15)
	6		Bowers, Cinmeon at Auburn (01/16/16)

	6	PETERS, Roddy vs USF (11/27/15)
Fouls	5	Sword, Craig vs Mississippi State (01/12/16)
	5	Griffin, Roland vs Illinois State (11/30/15)
	5	Lee, Paris vs Illinois State (11/30/15)
	5	Havener, Nick vs Boston U. (11/24/15)
	5	Karena, Michael vs Wright State (11/20/15)
	5	Thomasson, Joe vs Wright State (11/20/15)
	5	Rowley, Mike vs Albany (11/13/15)



2015-16 Kentucky Men's Basketball
 Kentucky Team Game-by-Game Comparison (as of Jan 16, 2016)
 All games



Opponent	1st	2nd	Score	Mar	Total FG	FG Pct	3-Pointers	3FG Pct	Free Throws	FT Pct	Rebounds	Assist	T/Over	Block	Steal	Fouls
ALBANY	38/27	40/38	78-65	+13	28-50/25-58	.560/.431	6-17/1-14	.353/.071	16-24/14-22	.667/.636	34/28 +6	16/4	20/15	8/0	6/9	21/26
NJIT	36/28	51/29	87-57	+30	32-69/17-55	.464/.309	5-21/5-19	.238/.263	18-24/18-22	.750/.818	54/23 +31	14/8	14/14	9/2	6/6	18/22
#5/4 Duke	37/31	37/32	74-63	+11	30-67/22-54	.448/.407	3-10/5-13	.300/.385	11-18/14-23	.611/.609	39/39 -	15/9	9/16	7/8	9/3	21/20
WRIGHT STATE	39/26	39/37	78-63	+15	25-47/21-58	.532/.362	2-10/6-14	.200/.429	26-37/15-17	.703/.882	37/27 +10	9/8	12/12	1/1	5/5	17/33
BOSTON U.	40/33	42/29	82-62	+20	33-64/20-54	.516/.370	3-15/8-24	.200/.333	13-26/14-18	.500/.778	45/27 +18	15/9	12/17	5/2	12/6	18/22
USF	42/21	42/42	84-63	+21	31-62/26-56	.500/.464	6-13/2-10	.462/.200	16-19/9-15	.842/.600	37/31 +6	16/5	8/14	5/4	9/2	17/17
ILLINOIS STATE	31/31	44/32	75-63	+12	22-51/25-70	.431/.357	2-12/5-20	.167/.250	29-46/8-10	.630/.800	39/37 +2	8/8	15/16	9/2	6/5	19/32
UCLA	29/37	48/50	77-87	(10)	25-66/28-53	.379/.528	8-25/5-11	.320/.455	19-25/26-34	.760/.765	37/38 (1)	12/16	8/10	2/3	6/5	27/18
EKU	50/36	38/31	88-67	+21	35-64/26-65	.547/.400	4-19/5-18	.211/.278	14-20/10-14	.700/.714	50/25 +25	18/11	17/13	9/1	3/7	17/19
ARIZONA STATE	32/31	40/27	72-58	+14	24-55/23-62	.436/.371	6-21/4-20	.286/.200	18-26/8-15	.692/.533	36/36 -	15/6	14/17	8/0	6/5	20/24
Ohio State	25/37	42/37	67-74	(7)	25-63/26-64	.397/.406	9-19/9-18	.474/.500	8-14/13-17	.571/.765	40/42 (2)	14/10	12/11	5/7	6/9	17/16
#16/15 LOUISVILLE	44/36	31/37	75-73	+2	24-52/27-63	.462/.429	11-23/4-14	.478/.286	16-25/15-22	.640/.682	29/39 (10)	12/8	15/15	6/1	4/5	19/21
OLE MISS	46/22	37/39	83-61	+22	33-66/20-50	.500/.400	7-25/3-14	.280/.214	10-20/18-26	.500/.692	41/27 +14	18/7	12/16	2/3	13/6	25/19
LSU	27/37	40/48	67-85	(18)	24-58/30-61	.414/.492	7-20/6-14	.350/.429	12-23/19-30	.522/.633	32/46 (14)	8/17	14/9	1/4	3/8	25/17
Alabama	38/28	39/33	77-61	+16	28-51/18-52	.549/.346	2-9/7-24	.222/.292	19-30/18-27	.633/.667	43/25 +18	12/5	11/7	5/7	2/3	23/24
MISSISSIPPI STATE	39/31	41/43	80-74	+6	28-55/27-51	.509/.529	9-23/6-13	.391/.462	15-20/14-16	.750/.875	33/20 +13	16/8	17/19	4/0	7/5	21/20
Auburn	35/30	35/45	70-75	(5)	25-72/21-55	.347/.382	6-18/12-26	.333/.462	14-18/21-31	.778/.677	48/38 +10	15/9	11/13	7/7	7/2	25/13

Note: Game totals are displayed in the format TEAM/OPPONENT for each category