

ALABAMA

CRIMSON TIDE BASKETBALL



2015-16 GAME NOTES 19 NCAA APPEARANCES | 13 COMBINED SEC TITLES | 2ND IN SEC HISTORY IN TOTAL LEAGUE WINS

2015-16 SCHEDULE/RESULTS

Opponent	TV	Time/Result
November		
6 TREVECCA NAZARENE (EXH)		W, 87-65
13 KENNESAW STATE	SECN+	W, 77-64
17 at Dayton+	ESPN	L, 48-80
20 LOUISIANA-LAFAYETTE	SECN+	W, 105-93
26 vs. No. 23 Xavier#	ESPN2	L, 45-64
27 vs. No. 20 Wichita State#	ESPN3	W, 64-60
29 vs. No. 17 Notre Dame#	ESPNU	W, 74-73

December

4 at Southern Miss	Fox Sports 1	W, 58-55
13 at Clemson	ESPNU	W, 51-50
16 WINTHROP	SEC Network	W, 72-60
21 OREGON^	ESPNU	L, 68-72
29 JACKSONVILLE STATE	SECN+	W, 67-59 (ot)

January

2 NORFOLK STATE	SEC Network	W, 68-49
7 at Ole Miss*	ESPNU	L, 66-74
9 No. 9/8 KENTUCKY*	SEC Network	5 p.m.
13 No. 22/20 SOUTH CAROLINA*	SEC Network	8 p.m.
16 at Vanderbilt*	SEC Network	5 p.m.
19 at Auburn*	SEC Network	8 p.m.
23 LSU*	ESPNU	1 p.m.
26 TENNESSEE*	SEC Network	8 p.m.
30 at South Carolina*	SEC Network	5 p.m.

February

2 at Mississippi State*	SEC Network	8 p.m.
6 MISSOURI*	SEC Network	2 p.m.
10 TEXAS A&M*	SEC Network	6 p.m.
13 at Florida*	SEC Network	4:30 p.m.
17 at LSU*	SEC Network	8 p.m.
20 MISSISSIPPI STATE*	SEC Network	1:30 p.m.
23 at Kentucky*	ESPN/U/SECN	6 p.m.
27 AUBURN*	SEC Network	4 p.m.

March

2 ARKANSAS*	SEC Network	8 p.m.
5 at Georgia*	ESPN/ESPN2	3 p.m.
9-13 at SEC Tournament%	TBD	TBD

+ ESPN College Hoops Tip-Off Marathon

2015 Advocare Invitational (Orlando, Fla.)

^ Game played at Legacy Arena (Birmingham, Ala.)

% SEC Tournament (Nashville, Tenn.)

* SEC game

BOLD indicates home game

All times listed as Central and subject to change

FOLLOW US

Follow Alabama men's basketball on social media sites listed below for up-to-date news, exclusive content and more.



FOLLOW US ON TWITTER AND
INSTAGRAM @ALABAMAMBB



LIKE US ON FACEBOOK AT
ALABAMAMBB

GAME 14: NO. 9/8 KENTUCKY AT ALABAMA

JAN. 9, 2016 | 5 P.M. CT | TUSCALOOSA, ALA. | COLEMAN COLISEUM (15,383)

TV: SEC NETWORK (PBP: DAVE NEAL, ANALYST: JON SUNDVOLD, SIDELINE: LAURA RUTLEDGE)

RADIO: CTSN (PBP: CHRIS STEWART, ANALYST: BRYAN PASSINK) | SIRIUS/XM CHANNEL: 81/81



ALABAMA CRIMSON TIDE

2015-16 Record: _____ 9-4

2015-16 SEC Record: _____ 0-1

Leading Scorer: _____ Obasohan (14.2)

Leading Rebounder: _____ Taylor (5.5)

Leading in Assists: _____ Coleman (3.8)

Head Coach: _____ Avery Johnson

At Alabama (Years): _____ 9-4 (1st)

College Career Record (Years): _____ 9-4 (1st)

Career Record (Years): _____ 263-190 (8th)*

*includes NBA career record of 254-186



KENTUCKY WILDCATS

2015-16 Record: _____ 11-3

2015-16 SEC Record: _____ 1-1

Leading Scorer: _____ Murray (17.1)

Leading Rebounder: _____ Poythress (7.1)

Leading in Assists: _____ Ulis (5.9)

Head Coach: _____ John Calipari

At Kentucky (Years): _____ 201-41 (7th)

Career Record (Years): _____ 646-181 (24th)

INSIDE THE SERIES

Overall: Kentucky leads, 105-37

In Tuscaloosa: 23-29 | In Lexington: 55-10 | At Neutral Sites: 5-23 | Current Streak: Kentucky W3

Last Meeting: Kentucky 70, Alabama 55 (Jan. 31, 2015 in Lexington, Ky.)

Series Notes: Saturday's contest between Alabama and Kentucky will mark the 143rd meeting between the two programs – the sixth-most games UA has played against any single opponent.

OPENING TIP

▶ Less than 48 hours after opening the 2016 SEC slate at Ole Miss, Alabama will play its first home league contest of the year when it hosts No. 9/8 Kentucky Wildcats on Saturday at 5 p.m. CT. It will mark the first of two consecutive games vs. ranked opponents for the Tide, and is the fourth top-25 team the Tide has faced this season (2-1 in such games).

▶ Saturday's game will air on ESPNU as Dave Neal (play-by-play), Jon Sundvold (analyst) and Laura Rutledge (sideline) will be on the call. The contest will also be available via the Crimson Tide Sports Network, with Chris Stewart and Bryan Passink calling all the action. Fans will be able to follow along on gametracker (accessed through RollTide.com), and game updates will be available on Twitter via @AlabamaMBB.

▶ Alabama lost for just the second time in its last nine games as the Tide fell at Ole Miss, 74-66, in its Southeastern Conference opener on Thursday night. Retin Obasohan matched his career high with 23 points, while Arthur Edwards added 17 points on the strength of 5-of-6 shooting from beyond the arc. The contest was the inaugural game in the Pavilion at Ole Miss and played in front of a sell out crowd.

▶ Alabama owns a record of 2-1 against top-25 teams this season. The Tide defeated then-No. 20 Wichita State, 64-60, on Nov. 27 and then-No. 17 Notre Dame, 74-73, on Nov. 29. Alabama joined Kentucky as the only SEC teams with at least two wins over ranked opponents during the non-conference portion of the schedule.













▶ Alabama has one of the tougher starts in the league to begin conference play. The Tide will lost its opener Thursday night at Ole Miss (11-3). Alabama will open its home SEC slate less than 48 hours later against No. 9/8 Kentucky (11-3), followed by another home game against No. 22/20 South Carolina (14-0) on Jan. 13. Combined, the Tide's first three league opponents have a record of 36-6 (.857).

▶ Alabama will take on its second straight ranked opponent to open the SEC slate as the Tide hosts No. 22/20 South Carolina Gamecocks on Wednesday, Jan. 13, at 8 p.m. CT. It will mark the first of two games this month played between the teams, as the Tide will play at South Carolina on Saturday, Jan. 30.

OVERALL • 9-4
SEC • 0-0
LAST 10 • 7-3

HOME • 5-1
AWAY • 2-2
NEUTRAL • 2-1

PREVIOUS GAME'S STARTERS
HIGHLIGHTED IN SHADED BOX

1		RILEY NORRIS G/F • 6-7 • 203 • So. • Albertville, Ala.	LAST GAME: 2 pts, 4 rebs, 2 stls at Ole Miss NOTE: Scored 10 pts & 11 rebs vs. Jax State ... career-high 18 pts vs. Louisiana ... 12 pts in win vs. Wichita State ... scored 12 vs. Oregon ... has 4 double-digit gms this year (3 straight) ... team's Most Outstanding Freshman last season.	SEASON HIGHS Pts: 18 vs. Louisiana, 11/20/15 Reb: 11 vs. Jacksonville St, 12/29/15 Ast: 2 vs. Oregon, 12/21/15 Stl: 2 vs. Norfolk State, 1/2/16
		PPG RPG 3FG% APG SPG MPG 5.9 3.8 .345 0.5 0.9 22.3		
2		LAWSON SCHAFFER G • 5-11 • 160 • Fr. • Cullman, Ala.	LAST GAME: DNP at Ole Miss NOTE: A preferred walk-on after a standout career at Cullman HS ... tabbed 6A Player of the Year and also named to the 2015 boys "Super 5" team by the ASWA ... a two-time first team all-state honoree ... averaged 21.4 points, 7.7 assists and 7.0 rebounds a game.	SEASON HIGHS Pts: Reb: Stl: 1 vs. Norfolk State, 1/2/16
		PPG RPG APG SPG BPG MPG 0.0 0.0 0.0 0.3 0.0 2.0		
3		MICHAEL KESSENS F • 6-9 • 228 • Jr. • Nyon, Switzerland	LAST GAME: 10 pts, 7 rebs, 2 stls at Ole Miss NOTE: Second on team in FG%, making 23-of-35 shots on the year (.657) ... had season-high 10 pts along with 7 rebs at Ole Miss ... scored 8 pts & season-high 9 rebs vs. Notre Dame ... had 9 pts & 5 rebs vs. Jax State.	SEASON HIGHS Pts: 10 at Ole Miss, 1/7/16 Reb: 9 (2x) vs. Norfolk State, 1/2/16 Ast: 1 (4x), at Ole Miss, 1/7/16
		PPG RPG FG% SPG BPG MPG 4.8 4.0 .657 0.5 0.4 16.6		
4		ARTHUR EDWARDS G • 6-6 • 217 • Gr. • Washington, D.C.	LAST GAME: 17 pts, 4 rebs, 2 asts, 2 stls at Ole Miss NOTE: Leads team & ranks 2nd in SEC in 3-pt FG% ... 2nd on team in rpg & 3rd in ppg ... scored a career-high 17 at Southern Miss and at Ole Miss ... had 15 pts vs. Notre Dame ... had 16 pts vs. Jax State ... 8 double-digit scoring games (5 straight) ... graduate transfer (New Mexico).	SEASON HIGHS Pts: 17 (2x), at Ole Miss, 1/7/16 Reb: 6 (2x), Winthrop, 12/16/15 Ast: 3 (2x) vs. Norfolk State, 1/2/16
		PPG RPG 3FG% APG SPG MPG 10.5 4.1 .484 1.7 0.8 27.9		
5		JUSTIN COLEMAN G • 5-10 • 168 • So. • Birmingham, Ala.	LAST GAME: 8 pts, 2 asts at Ole Miss NOTE: Leads team in asts, 4th in scoring and 2nd in stls ... made 19 straight FTs and ranks 6th in the nation in FT% ... had a career-high 24 along with 6 assists vs. Oregon ... had 18 pts and career high 8 asts vs. Louisiana ... scored 18 vs. Winthrop ... SEC First Year Academic Honor Roll in 2014-15.	SEASON HIGHS Pts: 24 vs. Oregon, 12/21/15 Reb: 5 at Clemson, 12/13/15 Ast: 8 vs. Louisiana, 11/20/15 Stls: 3 vs. Louisiana, 11/20/15
		PPG RPG APG SPG 3FG% MPG 8.7 2.2 3.8 1.0 .254 28.0		
10		JIMMIE TAYLOR F • 6-10 • 248 • Jr. • Greensboro, Ala.	LAST GAME: 2 pts, 2 rebs, 1 blk at Ole Miss NOTE: 79 consecutive games played & 53 consecutive starts ... tops team in rebounds & blocks ... season highs of 14 pts & 11 rebs vs. Winthrop ... 13 pts, 6 rebs & season-high 5 blks vs. Jax State ... named SEC Academic Honor Roll & team's Most Improved Player in 2014-15.	SEASON HIGHS Pts: 14 vs. Winthrop, 12/16/15 Reb: 11 vs. Winthrop, 12/16/15 Blk: 5 vs. Jacksonville St, 12/29/15
		PPG RPG FG% APG BPG MPG 5.9 5.5 .583 0.4 1.6 23.3		
11		SHANNON HALE F • 6-8 • 233 • Jr. • Johnson City, Tenn.	LAST GAME: 4 pts, 1 blk at Ole Miss NOTE: Missed three games (Winthrop, Oregon, Jax State) with a medical condition ... season-high 20 pts vs. Wichita State ... 19 pts vs. Notre Dame ... scored 18 pts on a career-best 5 3s vs. Louisiana ... 2nd on team in scoring and 3-pt FG%.	SEASON HIGHS Pts: 20 vs. Wichita St, 11/27/15 Reb: 7 at Clemson, 12/13/15 Ast: 2 at Clemson, 12/13/15 Blks: 2 vs. Louisiana, 11/20/15
		PPG RPG 3FG% SPG BPG MPG 10.9 3.2 .381 0.2 0.5 25.0		
12		DAZON INGRAM G • 6-5 • 208 • Fr. • Theodore, Ala.	LAST GAME: DNP at Ole Miss NOTE: Injured left foot on Dec. 8 and is out the remainder of the year ... led team in rebounds and assists at the time of his injury ... scored 16 pts in debut - most pts by a freshman in his first game in seven years ... named 2015 Mr. Basketball in Alabama.	SEASON HIGHS Pts: 16 vs. Kennesaw St, 11/13/15 Reb: 9 vs. Xavier, 11/26/15 Ast: 5 vs. Louisiana, 11/20/15 Stl: 2 (3x), vs. Xavier, 11/26/15
		PPG RPG APG SPG BPG MPG 7.7 5.9 3.3 1.1 0.4 25.6		
23		BRANDON AUSTIN G • 6-5 • 197 • Fr. • Montgomery, Ala.	LAST GAME: DNP at Ole Miss NOTE: Had season highs 7 pts in win over Winthrop ... named the 6A state tournament MVP and led Carver-Montgomery to the 2015 state championship ... named as a 6A First Team All-State honoree & ranked No. 2 player in the state of Alabama.	SEASON HIGHS Pts: 7 vs. Winthrop, 12/16/15 Reb: 3 vs. Oregon, 12/21/15 Ast:
		PPG RPG APG SPG BPG MPG 1.9 0.7 0.0 0.1 0.1 9.5		
24		CHRISTIAN CLARK F • 6-6 • 210 • So. • Chester, Va.	LAST GAME: DNP at Ole Miss NOTE: Walked on at Alabama prior to the 2014-15 season and is now eligible to suit up this year ... earned his spot through walk-on tryouts ... did not play in any games a year ago and only dressed for the team's final 10 contests.	SEASON HIGHS Pts: Reb: Ast:
		PPG RPG APG SPG BPG MPG 0.0 0.3 0.0 0.0 0.0 1.3		
32		RETIN OBASOHAN G • 6-2 • 210 • Sr. • Antwerp, Belgium	LAST GAME: 23 pts, 6 rebs, 4 asts, 3 stls at Ole Miss NOTE: Avg. 18.0 ppg, 4.7 rpg, 3.0 spg in last 3 gms ... named SEC POW (12/14) ... leads team in scoring, steals & double-figure games (8) ... career-high 23 pts (3x) at Clemson, Norfolk St. & at Ole Miss ... had 19 pts and hit game-winner vs. Notre Dame ... has 4 games scoring 20 or more.	SEASON HIGHS Pts: 23 (3x) at Ole Miss, 1/7/16 Reb: 6 at Ole Miss, 1/7/16 Ast: 5 vs. Notre Dame, 11/29/15 Stls: 4 vs. Norfolk State, 1/2/16
		PPG RPG 3FG% APG SPG MPG 14.2 3.0 .321 2.2 1.5 31.2		
35		DONTA HALL F • 6-9 • 224 • Fr. • Luverne, Ala.	LAST GAME: 4 blks, 2 rebs at Ole Miss NOTE: Leads team in FG% and second in bpg ... 2A Alabama Player of the Year ... averaged a triple-double as a senior (22.6 ppg, 18.1 rpg and nearly 12.0 bpg) ... is the first student-athlete from Luverne High School to earn a D-I scholarship.	SEASON HIGHS Pts: 7 at Dayton, 11/17/15 Reb: 6 at Dayton, 11/17/15 Blks: 4 at Ole Miss, 1/7/16
		PPG RPG FG% APG BPG MPG 2.5 2.6 .700 0.1 1.5 10.8		

TALE OF THE TAPE: ALABAMA VS. KENTUCKY



9-4	Overall	11-3
0-1	Conference	1-1
7-3	Last 10	7-3
3-2	Last 5	3-2
66.4	PPG	77.6
65.6	OPP PPG	67.2
+0.8	Margin	+10.4
.435	FG%	.469
.391	FG% DEF	.408
.340	3PT%	.316
.345	3PT% DEF	.305
.667	FT%	.651
34.2	RPG	39.3
37.4	OPP RPG	33.2
-3.2	Margin	+6.1
11.4	APG	13.6
14.6	TOs PG	13.0
5.1	BPG	5.5
6.2	SPG	6.7

ALABAMA-KENTUCKY SERIES INFORMATION

Overall Series Record..... Kentucky leads, 105-37
 Last five contests.....Kentucky leads, 4-1
 Last 10 contests.....Kentucky leads, 8-2
 Most points by Alabama.....101, Feb. 25, 1956
 Fewest points by Alabama..... 16, 1926
 UA Largest Win Margin.....25, Feb. 17, 1990
 Most points by UK111, Feb. 26, 1973
 Fewest points by UK.....15, 1925
 UK Largest Win Margin 42, 1949
 At Kentucky.....10-55
 At Rupp Arena6-23
 At Alabama.....23-29
 At Coleman Coliseum17-18
 Neutral site5-23
 Series Streak Kentucky won 3
 First Meeting..... 1922
 Last Meeting.....Jan. 31, 2015

BY THE NUMBERS

2

Alabama has defeated top-25 teams in consecutive contests for the first time since 2006 with wins over then-No. 20 Wichita State (64-60) and then-No. 17 Notre Dame (74-73) on Nov. 27 and 29, respectively. The last time an Alabama team defeated two straight ranked opponents came during the 2006 season.

5

The Crimson Tide has won five games that were decided by less than 10 points, with three of those games coming down to the game's final possession. The Tide has a record of 5-2 in games decided by 10 or fewer points and 3-0 in one possession games this season.

7

The 2015-16 Alabama men's basketball team is one of the younger teams in the nation. Seven of the 12 available players on this year's roster are either freshmen or sophomores.

15

Alabama has won 15 straight home games when playing against non-conference competition in Coleman Coliseum. The last time an Alabama team lost to a non-conference opponent under the arched roof came on Dec. 21, 2013 against Xavier (lost 77-74).

32

Alabama has made 32 postseason appearances in program history. The Crimson Tide has reached the NCAA Tournament a total of 19 times, with the most recent trip coming in 2012.

48

Number of SEC victories that the Crimson Tide has had over the past five seasons - trailing only Kentucky (69) and Florida (65). Alabama ranks third, and are tied with Georgia, Ole Miss and Tennessee.

62/191

The number of games it took Avery Johnson to win 50 games and 150 games, respectively, as an NBA head coach, both of which were league records.

254

Number of career NBA coaching wins head coach Avery Johnson collected during his seven-plus seasons as the head coach of the Dallas Mavericks and Brooklyn Nets.

.619

Alabama's all-time winning percentage, which ranks third in the SEC, behind Kentucky and Arkansas.

1,608

Number of all time wins for Alabama, now in its 103rd year of basketball, which ranks second in the SEC. The Tide became just the 34th program in Division I to reach the milestone.

2015-16 LEADERS

ALABAMA	CATEGORY	KENTUCKY
Retin Obasohan 14.2	Scoring	17.1 Jamal Murray
Jimmie Taylor 5.5	Rebounding	7.1 Alex Poythress
Justin Coleman 3.8	Assists	5.9 Tyler Ulis
Retin Obasohan 1.5	Steals	1.7 Isaiah Briscoe
Jimmie Taylor 1.6	Blocks	1.9 Marcus Lee
Retin Obasohan 62	Field Goals	82 Jamal Murray
Retin Obasohan 143	Field Goal Attempts	198 Jamal Murray
Donta Hall .700	Field Goal Percentage	.650 Marcus Lee
Arthur Edwards 31	3-Point Field Goals	36 Jamal Murray
Justin Coleman 67	3-Point Field Goal Attempts	94 Jamal Murray
Arthur Edwards .484	3-Point Field Goal Percentage	.383 Jamal Murray
Retin Obasohan 42	Free Throws	53 Tyler Ulis
Retin Obasohan 60	Free Throw Attempts	61 Tyler Ulis
Justin Coleman .919	Free Throw Percentage	.869 Tyler Ulis

ABOUT ALABAMA'S OPPONENT - KENTUCKY

- With a win over Louisville (Dec. 26), head coach John Calipari reached 200 wins at Kentucky faster than any UK coach and became the second-fastest coach to do it at a single school in Division I history. With a win over No. 5 Kansas on Nov. 18, 2014, John Calipari claimed his 600th on-court victory as a Division I head coach. He became the 13th active Division I coach to achieve the feat.
- Kentucky led the Southeastern Conference with four players on the coaches' preseason All-SEC teams. Sophomore Tyler Ulis and freshman Skal Labissiere were named to the All-SEC First Team while senior Alex Poythress and freshman Jamal Murray made the All-SEC Second Team. Ullis and Labissiere were also named first team by the media while Poythress took home preseason second team honors.
- The Wildcats' loss at UCLA halted several impressive streaks Kentucky had going. Kentucky had won 38 consecutive regular-season games before the loss. UK had not lost since dropping a road contest at Florida on March 8, 2014. It was the first loss to an unranked opponent since March 1, 2014, halting that streak at 41 straight wins. UCLA's 52.8-percent shooting was the first time the Wildcats had allowed an opponent to shoot better than 50 percent since Wichita State did it on March 23, 2014, a 50-game streak.
- Though Kentucky isn't quite as big and as long as it was last season, the Wildcats are still one of the tallest teams in the country and still appear to be one of the best on the boards. Against NJIT, Kentucky grabbed 31 more rebounds than the Highlanders, the best mark of the John Calipari era. The 54 total rebounds ranked as the fourth most of the Coach Cal era, and the 22 offensive rebounds tied for the fourth most in Calipari's seven seasons. The Wildcats rank first in the Southeastern Conference in offensive rebound percentage (.404) and second in rebounds allowed per game (33.2), rebound margin (+6.1) and offensive rebounds per game (14.2).
- **Kentucky probable starters (starting five from last game):** Guard Tyler Ulis (14.3 ppg, 5.9 apg), Guard Isaiah Briscoe (10.5 ppg, 5.6 rpg, 2.8 apg, 1.7 spg), Guard Jamal Murray (17.1 ppg, 4.4 rpg, 2.7 apg), Forward Alex Poythress (9.0 ppg, 7.1 rpg), Forward Marcus Lee (8.4 ppg, 6.9 apg, 1.9 bpg).

LAST TIME OUT: OLE MISS 74, ALABAMA 66 - JAN. 7, 2015 (OXFORD, MISS.)



Official Basketball Box Score -- Game Totals -- Final Statistics
Alabama vs Ole Miss
 01/07/16 8 PM at Oxford, Miss./The Pavilion at Ole Miss



Alabama 66 • 9-4, 0-1 SEC

#	Player	Pos	Total			3-Ptr			Rebounds			PF	TP	A	TO	Blk	Stl	Min
			FG-FGA	FG%	FT-FTA	FT%	FG-FGA	FG%	FT-FTA	FT%	Off							
03	Kessens, Michael	f	3-5	0-0	4-6	3	4	7	4	10	1	0	0	2	26			
10	Taylor, Jimmie	f	1-4	0-0	0-1	2	0	2	4	2	0	1	1	0	13			
04	Edwards, Arthur	g	6-8	5-6	0-0	0	4	4	4	17	2	5	0	2	35			
05	Coleman, Justin	g	3-9	2-7	0-0	0	1	1	1	8	2	5	0	1	37			
32	Obasohan, Retin	g	8-17	1-6	6-7	0	6	6	4	23	4	5	0	3	39			
01	Norris, Riley		0-2	0-2	2-2	3	1	4	1	2	1	1	1	2	27			
11	Hale, Shannon		1-4	1-4	1-2	0	2	2	1	4	0	2	1	0	15			
35	Hall, Donta		0-0	0-0	0-0	0	2	2	5	0	0	0	4	0	8			
Team																		
Totals			22-49	9-25	13-18	8	22	30	24	66	10	19	7	10	200			

FG % 1st Half: 13-26 50.0% 2nd half: 9-23 39.1% Game: 22-49 44.9%
 3FG % 1st Half: 7-13 53.8% 2nd half: 2-12 16.7% Game: 9-25 36.0%
 FT % 1st Half: 7-11 63.6% 2nd half: 6-7 85.7% Game: 13-18 72.2%

Deadball Rebounds 2

Ole Miss 74 • 11-3, 1-1 SEC

#	Player	Pos	Total			3-Ptr			Rebounds			PF	TP	A	TO	Blk	Stl	Min
			FG-FGA	FG%	FT-FTA	FT%	FG-FGA	FG%	FT-FTA	FT%	Off							
11	Saiz, Sebastian	f	8-13	0-0	5-6	7	9	16	4	21	0	1	1	1	38			
12	Gielo, Tomasz	f	4-12	2-5	2-3	0	1	1	2	12	4	1	1	1	36			
01	Newby, Martavious	g	1-4	0-1	1-4	1	2	3	3	3	4	2	0	2	31			
14	Brooks, Rasheed	g	4-8	0-2	2-2	1	3	4	2	10	1	2	0	3	32			
42	Moody, Stefan	g	3-9	2-5	13-16	1	1	2	3	21	2	6	0	0	37			
05	Hymon, Marcanvis		1-3	0-0	0-0	1	0	1	2	2	1	0	0	1	4			
13	Perez, Anthony		1-3	0-2	1-2	1	3	4	1	3	2	1	0	1	18			
20	Fitzpatrick-Dorsey, D		1-3	0-0	0-0	1	1	2	1	2	0	0	0	0	4			
Team																		
Totals			23-55	4-15	24-33	15	22	37	18	74	14	13	2	9	200			

FG % 1st Half: 9-27 33.3% 2nd half: 14-28 50.0% Game: 23-55 41.8%
 3FG % 1st Half: 3-9 33.3% 2nd half: 1-6 16.7% Game: 4-15 26.7%
 FT % 1st Half: 11-17 64.7% 2nd half: 13-16 81.3% Game: 24-33 72.7%

Deadball Rebounds 4

Officials: Pat Adams, Michael Roberts, Darron George
 Technical fouls: Alabama-None. Ole Miss-None.
 Attendance: 9500

Score by periods	1st	2nd	Total
Alabama	40	26	66
Ole Miss	32	42	74

	In	Off	2nd	Fast	Bench
Points	Paint	T/O	Chance	Break	
UA	24	12	6	8	6
OM	34	24	16	4	7

Last FG - UA 2nd-01:05, OM 2nd-01:26.
 Largest lead - UA by 9 1st-00:39, OM by 10 1st-10:38.
 UA led for 12:56. OM led for 25:46. Game was tied for 01:17.

Score tied - 1 time.
 Lead changed - 4 times.

OXFORD, Miss. – The Alabama men's basketball team began conference play with a loss at Ole Miss (11-3, 1-1 SEC). The Crimson Tide controlled the first half but let the game get away in the second thanks to being outscored 42-26 after the break.

The Rebels, opening their new facility The Pavilion, took an early 25-15 lead on the back of a 7-0 run and 6-of-8 free throw shooting. Alabama (9-4, 0-1 SEC) responded with a 25-7 run over the last 8:36 of the first half to take a 40-32 lead. Senior guard Retin Obasohan and graduate transfer Arthur Edwards each scored 14 points in the opening frame. The Tide defense held Ole Miss to just 33 percent shooting and recorded five steals.

Alabama came out cold in the second half and allowed the Rebels to tie the game at 44 with a 12-4 run over the first six minutes. Ole Miss would spark an 11-0 run a few minutes later to take a 59-52 advantage with 6:55 to play. The Tide stayed close and pulled within two points, down 65-63 with 2:59 on the clock, but a 6-0 run from the Rebels would see Alabama fall eight points back with just 1:26 left.

The Tide defense finished with 10 steals and seven blocks, but got into foul trouble early. Four players were each charged with four fouls and Donta Hall fouled out. Hall had four blocks.

Alabama made nine three-pointers as Edwards matched his career high with five. Edwards joined Obasohan in matching their career highs in scoring. Obasohan put up 23 points to lead Alabama and Edwards added 17. Michael Kessens, who led the team with seven rebounds, scored 10 points.

Sebastian Saiz had game highs in points and rebounds. The Rebels' big man scored 21 and grabbed 16 boards. Stefan Moody also totaled 21 points.

2015-16 NUMERICAL ROSTER

No.	Name	Pos.	Ht.	Wt.	Cl.	Hometown (Previous School)
0	Nick King#	G/F	6-7	225	Jr.	Memphis, Tenn. (Memphis)
1	Riley Norris	G/F	6-7	203	So.	Albertville, Ala. (Albertville HS)
2	Lawson Schaffer	G	5-11	160	Fr.	Cullman, Ala. (Cullman HS)
3	Michael Kessens	F	6-9	228	Jr.	Nyon, Switzerland (Longwood)
4	Arthur Edwards%	G	6-6	217	Gr.	Washington, D.C. (New Mexico)
5	Justin Coleman	G	5-10	168	So.	Birmingham, Ala. (Wenonah HS)
10	Jimmie Taylor	F	6-10	248	Jr.	Greensboro, Ala. (Greensboro HS)
11	Shannon Hale	F	6-8	233	Jr.	Johnson City, Tenn. (Christ School)
12	Dazon Ingram	G	6-5	205	Fr.	Theodore, Ala. (Theodore HS)
13	Avery Johnson Jr.#	G	5-11	187	So.	Houston, Texas (Texas A&M)
23	Brandon Austin	G	6-5	197	Fr.	Montgomery, Ala. (Carver-Montgomery HS)
24	Christian Clark	F	6-6	210	So.	Chester, Va. (Thomas Dale HS)
32	Retin Obasohan	G	6-2	210	Sr.	Antwerp, Belgium (Leuven)
35	Donta Hall	F	6-9	224	Fr.	Luverne, Ala. (Luverne HS)

Will sit out the 2015-16 season per NCAA transfer rules
 % Fifth-year graduate transfer

2015-16 PRONUNCIATION GUIDE

PLAYERS

Shannon Hale	HAIL
Donta Hall	Don-TAY
Dazon Ingram	DAY-zahn
Retin Obasohan	Ret-in Oh-BOSS-a-hawn

COACHES

Antoine Pettway	PETT-way
Scott Pospichal	POSS-pickle
Lou DeNeen	Duh-NEEN



AVERY JOHNSON
Head Coach First Season
SOUTHERN, 1988

MILESTONES 2015

Louisiana Sports HOF

2009

San Antonio Spurs HOF

2006

NBA Coach of the Year

2006

NBA Western Conference All-Star Coach

1999

NBA Champion (San Antonio Spurs)

1987 & 1988

2x SWAC Player of the Year
2 NCAA Tournaments

BY THE NUMBERS 4,474

San Antonio Spurs All-Time Assist Leader and Ranks 28th in NBA History

16

Played 16 Years in the NBA

12.0

Career Assist Average at Southern University (1987-88) – an NCAA Record That Still Stands

6

San Antonio Spurs Retired Johnson's No. 6 Jersey on Dec. 22, 2007

2

One of Only Two Players (Calvin Murphy) Under 6-feet in Height to Play Over 1,000 Games in the NBA

ON THE BENCH



BOB SIMON
Associate Head Coach

Came to Alabama from Providence and brings more than 20 years of collegiate coaching experience to the Tide ... helped the Friars make back-to-back NCAA Tournament appearances in 2014 and 2015, a BIG EAST Championship in 2014 and reach the NIT Quarterfinals in 2013 ... was instrumental in helping bring in two top-25 recruiting classes in the last three years.



ANTOINE PETTWAY
Assistant Coach

Former Crimson Tide star that was an integral part of the Tide's Elite Eight run in 2004 ... promoted to assistant coach at the end of the 2013 season ... was a former walk-on before earning a scholarship ... prior to his promotion, spent three seasons as the director of operations ... graduated in 2004.



SCOTT POSPICHAL
Assistant Coach

Has over 30 years of coaching experience at the AAU, junior college and high school levels ... comes to the Capstone after spending the previous 10 years building the Texas Titans into one of the AAU's elite basketball programs in the nation ... has coached over 25 different players who signed D-I scholarships, including Julius Randle (Kentucky), Matthew Jones (Duke), Prince Ebeh (Texas) and Damion Jones (Vanderbilt).



LOU DENEEN
Strength and Conditioning

Coming into his third season with the Crimson Tide ... brings over 30 years of strength and conditioning experience in collegiate athletics to the Capstone ... prior to coming to Alabama, spent six years at UAB.

CAREER HISTORY AND RESULTS

UNIVERSITY OF ALABAMA, HEAD COACH, 2015-PRESENT

Year	Record	Pct.	SEC Record	Pct.	Postseason/Honors
2015-16	9-4	.692	0-1	.000	

DALLAS MAVERICKS HEAD COACH, 2005-08

Year	Record	Pct.	Western Conference Finish	Postseason/Honors
2004-05	16-2	.889	2nd in Southwest	NBA Playoffs (2nd Round) NBA Coach of the Month (April) NBA Finals
2005-06	60-22	.732	2nd in Southwest	NBA Coach of the Year Western Conference All-Star Game Coach 2x NBA Coach of the Month (November & January) NBA Playoffs (1st Round) NBA Playoffs (1st Round)
2006-07	67-15	.817	1st in Southwest	
2007-08	51-31	.622	4th in Southwest	
Total (4)	194-70	.735		

BROOKLYN/NEW JERSEY HEAD COACH, 2010-12

Year	Record	Pct.	Eastern Conference Finish	Postseason/Honors
2010-11	24-58	.293	4th in Atlantic	
2011-12	22-44	.333	5th in Atlantic	
2012-13	14-14	.500	--	
Total (3)	60-116	.341		
NBA Career (7)	254-186	.577		2006 NBA Coach of the Year
Overall Career (8)	263-190	.581		1999 NBA Champion (San Antonio Spurs) 3X NBA Coach of the Month 2015 Louisiana Sports Hall of Fame 2009 San Antonio Hall of Fame San Antonio Retired Johnson's Number 6 on 12/22/07 San Antonio Spurs All-Time assist leader (4,474)

WHAT THEY'RE SAYING

GREGG POPOVICH - HEAD COACH, SAN ANTONIO SPURS

"Avery Johnson has a unique blend of desire, basketball knowledge and compassion. While we will miss having him in the NBA family, I'm excited to see what he brings to The University of Alabama and the NCAA. I think it's a great hire."

BEN JOBE - JOHNSON'S COLLEGE COACH AND CURRENT NBA SCOUT FOR NEW YORK KNICKS

"I think he would do as much for Alabama as Alabama would do for him, probably more in terms of image. His knowledge of the game is off the charts. Avery has so many strong points. He's a good community man. He has a lot of passion for people and he's a giver, not a taker. He follows that Martin Luther King philosophy. I think he's anointed as a leader. He's the closest thing I've ever had in my life as an anointed leader. If I got sick or whatever, my practices ran better when he ran it."

DON NELSON - FORMER HEAD COACH, DALLAS MAVERICKS

"I always thought he was a natural coach. That's why I brought him in to replace me. He's [proved] that to be the case."

SKIP BAYLESS - ESPN ANALYST

"I think that Avery is going to surprise, if not shock, some people with the job he does at Alabama, the football school. He has high charisma. He is a lightning rod and I think it will serve him well in recruiting young men. We know he has a high basketball IQ. He is very well suited to this."

BILL SIMMONS - ANALYST, EDITOR, AUTHOR

"Big congrats to Avery Johnson for his new gig. Loved getting to know him last year – total joy to be around. I'm on the Bama Hoops bandwagon."

ALABAMA MEN'S BASKETBALL QUICK HITS

TEAM

Avery Johnson was introduced as Alabama's 20th head men's basketball coach on April 8, 2015. Johnson, who led the San Antonio Spurs to the 1999 NBA title and was named the 2006 NBA Coach of the Year, came to the Capstone after a successful coaching career in the NBA. As an NBA coach for seven-plus seasons, Johnson owned a record of 254-186 (.577) after spending four-plus seasons with the Dallas Mavericks and two-plus seasons with the Brooklyn Nets. During his time in Dallas, Johnson led the Mavericks to the postseason in each of his three-plus seasons as head coach. He led the Mavericks to a record of 194-70 (.735) and set an NBA record for reaching the 50-win plateau (62 games) and the 150-win plateau (191 games), the fastest of any head coach in league history. In 2005-06, Johnson led the Mavericks to their first appearance in the NBA Finals en route to earning NBA Coach of the Year honors.

Alabama has won five consecutive SEC home openers heading into Saturday's home league opener vs. No. 9/8 Kentucky. The last loss for the Tide in its first home conference game of the season came on Jan. 13, 2010 to Vanderbilt (L, 65-64).

Saturday's game against No. 9/8 Kentucky will mark the fourth top-25 opponent Alabama has played in its first 14 games this season. In addition, the Tide has faced an additional two opponents who were receiving votes to be ranked at the time (Dayton and Oregon). Unfortunately for the Tide, the first five contests were played away from the friendly confines of Coleman Coliseum, with the Tide going 2-3 in the previous games.

Including this season, Alabama has won 48 games in league play over the past six years. The number ranks third in the league, trailing only Kentucky (69) and Florida (65). Alabama is tied for third with Georgia, Ole Miss and Tennessee.

Alabama owns a record of 7-1 this season when holding the opposition to less than 70 points in a game. The Tide is also 7-1 on the year when holding opponents to less than 40 percent shooting from the field.

A key stat for Alabama this season is rebounding. Alabama, which currently ranks as the worst rebounding team in the SEC in terms of rebounding margin (-3.2), is a perfect 4-0 this year when it out rebounds the competition. However, the Tide falls to 5-4 on the year when it is outrebounded by its opponents.

For the year, Alabama owns a 3-0 record in one possession games and is 5-2 when a game comes down to less than 10 points.

Alabama defeated then-No. 20 Wichita State, 64-60, on Nov. 27 and followed that with 74-73 win over then-No. 17 Notre Dame on Nov. 29. It was first time a Tide team captured consecutive wins over top-25 teams since defeating then-No. 8 Tennessee (92-79) and then-No. 12 Florida (82-77) on Feb. 18 and Feb. 26, 2006.

Alabama's win over then-No. 20 Wichita State snapped a 21-game losing streak when playing ranked opponents. The last time the Crimson Tide recorded a victory over a top-25 team came on Jan. 18, 2011, when the Tide defeated then-No. 12 Kentucky, 68-66, in Tuscaloosa. It was also the first win over a non-conference ranked team since defeating then-No. 15 Michigan, 68-66, on Nov. 29, 2009.

This year's squad is one of the younger teams in the SEC. Of the 12 available players on the roster (Nick King and Avery Johnson Jr. both must sit out this year due to NCAA transfer rules), seven are either freshmen (4) or sophomores (3).

INDIVIDUAL

Freshman point guard Dazon Ingram, who had started the first seven games this season, will be sidelined for the remainder of the season due to an injury to his left foot during a practice on Dec. 8. At the time of his injury, Ingram led the Tide in rebounds (5.9) and assists (3.3) per game, while also averaging 7.7 points and shooting 54 percent from the field.

Guard Retin Obasohan, who matched his career-high scoring output of 23 points at Ole Miss, has reached the 20-point plateau in back-to-back games and four times over his last seven contests. Obasohan, who was named the SEC Player of the Week for the week of Dec. 14, **leads the team and ranks 20th in the SEC with 13.0 points per game through Alabama's 13 contests this season. Over his last eight games alone, the native of Antwerp, Belgium is averaging 16.6 ppg, 4.1 rpg, 3.0 apg and 2.0 spg.** For the year, Obasohan leads the team with eight double-figure scoring games and four games of 20 or more points this season.

Graduate transfer Arthur Edwards is playing the best basketball of his collegiate career as of late. **Over the Tide's last eight games, Edwards has seven double-figure scoring contests and is averaging 13.3 points and 4.1 rebounds per contest, while shooting 56.7 percent (38-of-67) from the field and 54.3 percent (25-of-46) from beyond the arc.** He came into the season with career averages of 2.7 points and 1.4 rebounds a game, while shooting just 31 percent from the floor and 16.7 percent from beyond the arc in two seasons at New Mexico.

Sophomore Justin Coleman enters the Kentucky game leading the SEC and ranked sixth in the nation in free throw percentage. The sophomore guard has made 19 consecutive free throws and is now 34-of-37 (.919) from the charity stripe this season.

Alabama boasts two of the top shot blockers in the SEC in Jimmie Taylor and Donta Hall. **The duo have combined for 41 blocks (Taylor has 21, Hall with 20) on the year.** Taylor, ranks seventh in the SEC with 1.6 bpg and Hall is ninth in the league with 1.5 bpg. Combined, the duo averages 3.1 of the Tide's 5.1 blocks per game, which ranks fifth in the SEC and 53rd nationally.

QUICK FACTS

UNIVERSITY

Location	Tuscaloosa, Ala.
Founded	April 12, 1831
Enrollment	37,100
Conference	Southeastern
Colors	Crimson and White
Nickname	Crimson Tide
President	Dr. Stuart Bell
Athletic Director	Bill Battle
Faculty Athletics Representative	Dr. James King
Arena	Coleman Coliseum (15,383)

COACHING STAFF

Head Coach	Avery Johnson
Alma Mater	Southern, 1988
Record at Alabama	9-4 (First Season)
Career Record	9-4 (First Season)
	254-186, .578 (Seven NBA Seasons)
Assoc. Head Coach	Bob Simon (Eastern Michigan, 1989)
Assistants	Antoine Pettway (Alabama, 2004) Scott Pospichal (Florida Southern, 1983)
Special Assistant to Head Coach	Kobie Baker
Strength and Conditioning	Lou DeNeen
Director of Operations	Colton Houston
Video Coordinator	Alex Fain
Assistant Video Coordinator	David Miller
Graduate Assistant	Blake Gray
Athletic Trainer	Clarke Holter

TEAM INFORMATION

2014-15 Record	19-15
2014-15 SEC Record	8-10/T-8th
2014-15 H/A/N Record	14-5/4-8/1-2
Starters Returning/Lost	3/2
Letterwinners Returning/Lost	6/5
Newcomers	6*

* includes two transfers who will sit out this season

PROGRAM HISTORY

All-Time Record	1,609-988-1 (.619)
SEC Record	757-579 (.567)
SEC Tournament Record	61-49 (.555)
SEC Championships	7 (1934, 56, 74t, 75t, 76, 87, 02)
SEC Divisional Championships	4 (2002, 05, 11, 12)
SEC Tournament Championships	6 (1934, 82, 87, 89, 90, 91)
NCAA Appearances	19 (1975, 76, 82, 83, 84, 85, 86, 87!, 89, 90, 91, 92, 94, 95, 02, 03, 04, 05, 06, 12)
NCAA Record	18-19! (.486)
NIT Appearances	13 (73, 77, 79, 80, 81, 93, 96, 99, 01, 07, 11, 13, 15)
NIT Record	24-16 (.600)

! 1987 NCAA Tournament appearance and record (2-1) were vacated

ATHLETICS COMMUNICATIONS

Basketball Contact	Aaron Jordan
Office	205-348-6084
Cell	205-913-1979
E-mail	ajordan@ia.ua.edu
Fax	205-348-8841
Website	www.RollTide.com
Mailing Address	1201 Coliseum Drive Room 170 Tuscaloosa, AL 35487

ALABAMA COMPETING IN 103RD SEASON OF BASKETBALL

- Alabama is in its 103rd season of basketball in 2015-16.
- The Tide has an all-time record of 1,609-988-1 (.619), which includes a 757-578 (.567) record in SEC play.
- Alabama ranks second in the SEC in league victories and all-time winning percentage.
- UA has made 32 NCAA (19) or NIT (13) appearances and has won seven SEC regular-season titles and six SEC Tournament championships.

SCOUTING ALABAMA

- Alabama (9-4, 0-1 SEC) opens its home SEC slate on Saturday night when it hosts No. 9/8 Kentucky at 5 p.m. CT in Coleman Coliseum
- Senior guard Retin Obasohan, coming off back-to-back 23-point games, leads Alabama in scoring (14.2 ppg), steals (1.5) and minutes (31.2 mpg) through the Tide's 13 contests. The Antwerp, Belgium, native currently ranks 15th in the SEC in scoring and is eighth in steals and minutes per game entering Saturday's contest.
- Junior forward Shannon Hale and graduate transfer guard Arthur Edwards both average double figures for the Tide, entering the game with 10.9 ppg and 10.5 mpg, respectively. Edwards leads Alabama and ranks second in the SEC in three-point field goal percentage at 48.4 percent (31-of-64) for the year. Edwards has recorded five straight double-digit scoring games and has reached double figures in six of his last seven contests.
- Sophomore guard Justin Coleman is fourth on the team in scoring average (8.7 ppg), while leading the squad in assists (3.8 apg) and is second in steals (1.0 spg). He leads the SEC and ranks sixth nationally in free throw percentage (.919). Since taking over starting point guard duties six games ago for the injured Dazon Ingram, Coleman is averaging 10.7 points per game, is shooting 34.5 percent from deep and is a perfect 19-of-19 from the charity stripe.
- As a team, the Tide is outscoring the opposition by 0.8 points per game (66.4-65.6) through its 13 games. Defensively, Alabama ranks among the top in the SEC. The Tide ranks fourth in scoring defense (65.6), fifth in field goal percentage defense (.391) and sixth in blocked shots per game (5.1).

ALABAMA FALLS AT OLE MISS IN SEC OPENER

- The Alabama men's basketball team began conference play with a loss at Ole Miss (11-3, 1-1 SEC). The Crimson Tide controlled the first half but let the game get away in the second thanks to being outscored 42-26 after the break.
- The Rebels, opening their new facility The Pavilion, took an early 25-15 lead on the back of a 7-0 run and 6-of-8 free throw shooting. Alabama (9-4, 0-1 SEC) responded with a 25-7 run over the last 8:36 of the first half to take a 40-32 lead. Senior guard Retin Obasohan and graduate transfer Arthur Edwards each scored 14 points in the opening frame. The Tide defense held Ole Miss to just 33 percent shooting and recorded five steals.
- Alabama came out cold in the second half and allowed the Rebels to tie the game at 44 with a 12-4 run over the first six minutes. Ole Miss would spark an 11-0 run a few minutes later to take a 59-52 advantage with 6:55 to play. The Tide stayed close and pulled within two points, down 65-63 with 2:59 on the clock, but a 6-0 run from the Rebels would see Alabama fall eight points back with just 1:26 left.
- COACH AVERY JOHNSON'S THOUGHTS: "We played a great first half, but struggled in the second half," head coach Avery Johnson said. "We went into the locker room with an eight point lead, but in these bigger games our Achilles heel has been coming out in the second half. We used a timeout early to try and get our team settled down. We had seven turnovers in the first half and 12 in the second half. We didn't do a good job rebounding. We don't make excuses, we don't complain. We are a hard hat team, we just didn't do a good job in the second half."

OLE MISS LEFTOVERS

- The contest marked the inaugural game of the 95 million dollar Pavilion at Ole Miss. Ole Miss finished with a 490-210 record in the 700 games played at the "Tad Pad."
- The Tide defense finished with 10 steals and seven blocks, but got into foul trouble early. Four players were each charged with four fouls and Donta Hall fouled out. Hall had four blocks.
- Alabama made nine three-pointers as Edwards matched his career high with five. Edwards joined Obasohan in matching their career highs in scoring. Obasohan put

2015-16 SPECIALTY STATS

Opponent	Pts off				
	Paint	T/O	2ndCh	FastB	Bench
KENNESAW STATE	12	8	10	4	12
ALABAMA	48	25	12	10	18
at Dayton	32	16	17	13	26
ALABAMA	18	14	15	6	29
LOUISIANA	32	17	19	10	38
ALABAMA	34	23	7	12	39
vs. Xavier	24	25	11	2	31
ALABAMA	22	15	8	10	20
vs. Wichita State	10	17	15	0	28
ALABAMA	16	6	8	2	19
vs. Notre Dame	30	15	6	2	4
ALABAMA	44	11	8	0	14
at Southern Miss	14	4	3	0	12
ALABAMA	4	11	3	2	7
at Clemson	24	18	12	8	15
ALABAMA	26	8	12	6	8
WINTHROP	22	16	4	4	15
ALABAMA	42	17	10	11	13
OREGON	32	22	8	6	15
ALABAMA	22	7	8	7	18
JACKSONVILLE ST.	12	11	14	4	8
ALABAMA	18	15	11	0	15
NORFOLK STATE	12	8	6	0	15
ALABAMA	18	11	11	4	14
at Ole Miss	34	24	16	4	7
ALABAMA	24	12	6	8	6
KENTUCKY					
ALABAMA					
SOUTH CAROLINA					
ALABAMA					
at Vanderbilt					
ALABAMA					
at Auburn					
ALABAMA					
LSU					
ALABAMA					
TENNESSEE					
ALABAMA					
at South Carolina					
ALABAMA					
at Mississippi State					
ALABAMA					
MISSOURI					
ALABAMA					
TEXAS A&M					
ALABAMA					
at Florida					
ALABAMA					
at LSU					
ALABAMA					
MISSISSIPPI STATE					
ALABAMA					
at Kentucky					
ALABAMA					
AUBURN					
ALABAMA					
ARKANSAS					
ALABAMA					
at Georgia					
ALABAMA					
OPPONENT Totals	211	141	290	57	226
Average/Game	16.2	10.8	22.3	4.4	17.4
ALABAMA Totals	175	119	336	78	220
Average/Game	13.5	9.2	25.8	6.0	16.9

up 23 points to lead Alabama and Edwards added 17. Michael Kessens, who led the team with seven rebounds, scored 10 points.

- Ole Miss and Alabama played for the 175th time in series history on Thursday night. That marks the second-most games against any opponent in Crimson Tide program history. UA owns a 118-57 lead in the all-time series.

THE TIDE AGAINST THE TOP 25

- Alabama will play its fourth top-25 team this season when it takes on No. 9/8 Kentucky on Saturday night in Tuscaloosa, Ala. The Tide is 2-1 vs. top-25 teams this season, which matches the Wildcats for the most wins vs. top-25 teams in non-conference play this season.
- Alabama defeated then-No. 20 Wichita State, 64-60, on Nov. 27 and followed that with 74-73 win over then-No. 17 Notre Dame on Nov. 29. It was first time a Tide team captured consecutive wins over top-25 teams since defeating then-No. 8 Tennessee (92-79) and then-No. 12 Florida (82-77) on Feb. 18 and Feb. 26, 2006.
- Alabama's win over then-No. 20 Wichita State snapped a 21-game losing streak when playing ranked opponents. The last time the Crimson Tide recorded a victory over a top-25 team came on Jan. 18, 2011, when the Tide defeated then-No. 12 Kentucky, 68-66, in Tuscaloosa. It was also the first win over a non-conference ranked team since defeating then-No. 15 Michigan, 68-66, on Nov. 29, 2009.
- The last time an Alabama team defeated a top-10 team on Feb. 18, 2006 when the Tide captured a 92-79 win vs. then-No. 8 Tennessee.
- The last time the Crimson Tide defeated a ranked opponent at Coleman Coliseum coincidentally was against the Kentucky Wildcats on Jan. 18, 2011 (won, 68-66).

EDWARDS PLAYING EXCEPTIONAL

- Senior graduate transfer Arthur Edwards is playing the best basketball of his career in 2015-16; and it's not even close.
- The Washington, D.C., native is the Tide's best outside shooter, and ranks second in the SEC, at 48.4 percent (31-of-64) beyond the arc this season. If he were eligible in the national rankings (must make 2.5 3's per game and Edwards is averaging 2.4 made per game), he would rank eighth nationally in three-point field goal percentage.
- Furthermore, Edwards ranks second on the team in rebounds (4.1 rpg) and is third in scoring (10.5 ppg) and minutes (27.8 mpg) for the season. He has also recorded five consecutive double-figure scoring games and has reached double digits in seven of his last eight outings.
- Prior to this season, Edwards played two seasons at New Mexico where he averaged 2.7 ppg and 1.4 rpg.
- Below is a look at Edwards' averages at New Mexico compared to this season through his first 12 games.

SCHOOL (YEARS)	GP-GS	PPG	RPG	APG	FG%	3FG%	MPG
New Mexico (2013-15)	37-2	2.7	1.4	0.5	.310	.167	10.4
Alabama (2015-16)	13-13	10.5	4.1	1.7	.495	.484	27.8

WINNING CLOSE GAMES

- Seven of Alabama's 13 contests this season have been decided by fewer than 10 points. In all, Alabama owns a record of 5-2 in close contests (game decided by less than 10 points) this season.
- Of those five victories, four have come down to four points or less, with three coming down to a single possession. Those games include wins over then-No. 20 Wichita State, 64-60, on Nov. 27, then-No. 17 Notre Dame, 74-73, on Nov. 29, Southern Miss, 58-55, on Dec. 4 and Clemson, 51-50, on Dec. 13. The lone loss was against Oregon, 72-68, on Dec. 21.

2015-16 RECORD WHEN

At home	5-1	
On the road	2-2	
At neutral sites	2-1	
In SEC games	0-1	
SEC home games	0-0	
SEC road games.....	0-1	
In non-conference games	9-3	
In overtime	0-0	
In games decided by ...		
5 points or less	4-1	
6-10 points	1-1	
11 points or more	4-2	
Leading at the half		7-2
Trailing at the half		2-2
Tied at the half		0-0
Shooting 40% or better		7-2
Shooting less than 40%		2-2
Opp. better than 40%.....		2-3
Opp. 40% or less		7-1
Shooting better than opp.		8-2
Shooting worse than opp.		1-2
Outrebounding opp.		4-0
Opp. outrebounds UA		5-4
Rebounds are tied		0-0
70% or better on FT		4-1
70% or less on FT		5-3
More FT att. than opp.		6-1
Less FT att. than opp.		2-2
Same FT att. as opp.		1-1
40% or better on 3PT		2-1
Less than 40% on 3PT		7-3
More turnovers than opp.		6-2
Less turnovers than opp.		3-1
Same turnovers as opp.		0-1
Scoring 80 or more points		1-0
Scoring 70-79 points		3-0
Scoring 60-69 points		3-2
Scoring 50-59 points		2-0
Scoring less than 50 points		0-2
Allowing 80 or more points		1-1
Allowing 70-79 points		1-2
Allowing 60-69 points		3-1
Allowing 50-59 points		3-0
Allowing less than 50 points		1-0
On Sunday		2-0
On Monday		0-1
On Tuesday		1-1
On Wednesday		1-0
On Thursday		0-2
On Friday		4-0
On Saturday		1-0
In November		4-2
In December		4-1
In January		1-1
In February		0-0
In March		0-0

ALABAMA LAST THREE GAMES CUME STATS

RECORD:		OVERALL		HOME		AWAY		NEUTRAL															
ALL GAMES		2-1		2-0		0-1		0-0															
CONFERENCE		0-1		0-0		0-1		0-0															
NON-CONFERENCE		2-0		2-0		0-0		0-0															
		Total		3-Point		F-Throw		Rebounds															
#	Player	gp-gs	min	avg	fg-fga	fg%	3fg-fga	3fg%	ft-fa	ft%	off	def	tot	avg	pf	dq	a	to	blk	stl	pts	avg	
32	Obasohan, Retin	3-3	106	35.3	18-35	.514	4-14	.286	14-21	.667	1	13	14	4.7	9	0	9	8	0	8	54	18.0	
04	Edwards, Arthur	3-3	101	33.7	16-31	.516	12-22	.545	4-4	1.000	0	10	10	3.3	7	0	8	7	0	2	48	16.0	
10	Taylor, Jimmie	3-3	69	23.0	8-14	.571	0-0	.000	7-16	.438	4	11	15	5.0	8	0	1	5	6	1	23	7.7	
03	Kessens, Michael	3-3	67	22.3	5-8	.625	1-2	.500	11-14	.786	8	13	21	7.0	6	0	3	2	1	4	22	7.3	
01	Norris, Riley	3-0	96	32.0	6-18	.333	3-10	.300	7-11	.636	8	15	23	7.7	4	0	1	3	4	4	22	7.3	
05	Coleman, Justin	3-3	104	34.7	4-18	.222	3-14	.214	8-8	1.000	0	1	1	0.3	4	0	11	13	0	3	19	6.3	
11	Hale, Shannon	2-0	29	14.5	1-7	.143	1-5	.200	3-4	.750	0	3	3	1.5	4	0	0	3	1	0	6	3.0	
23	Austin, Brandon	2-0	18	9.0	1-6	.167	1-5	.200	0-0	.000	0	1	1	0.5	0	0	0	1	0	1	3	1.5	
35	Hall, Donta	3-0	31	10.3	2-3	.667	0-0	.000	0-0	.000	2	7	9	3.0	9	1	0	2	6	0	4	1.3	
02	Schaffer, Lawson	1-0	2	2.0	0-2	.000	0-1	.000	0-0	.000	0	0	0	0.0	0	0	0	0	0	1	0	0.0	
24	Clark, Christian	1-0	2	2.0	0-1	.000	0-0	.000	0-0	.000	0	0	0	0.0	0	0	0	0	0	0	0	0.0	
Team																							
Total.....		3	625		61-143	.427	25-73	.342	54-78	.692	27	76	103	34.3	51	1	33	45	18	24	201	67.0	
Opponents.....		3	625		64-173	.370	19-59	.322	35-49	.714	39	68	107	35.7	65	3	32	43	9	20	182	60.7	

- Entering this season, Alabama owned a combined 13-22 (.371) record in games that were decided by less than 10 points over the last two years. Last season, the Tide went 8-10 in such contests, which was an improvement from going 5-12 in such games during the 2013-14 campaign.
- For the year, the Crimson Tide is a perfect 3-0 in one possession games, which is something that has not come easy for Alabama teams in the past two years. Alabama has combined for a record of 5-9 (.357) in one possession games over the last two years (3-5 in 2014-15 and 2-4 in 2015-16).

ANOTHER ACADEMIC ALL-AMERICAN?

- Retin Obasohan is trying to follow in the footsteps of former standout Levi Randolph when it comes to off the court awards. Randolph became the program's first Academic All-American last year when he earned second team accolades and Obasohan is looking to make it two in two years for the Tide.
- Obasohan, who speaks four languages – English, Dutch, French and Nigerian – and leads the Tide's efforts in the community as a two-time SEC Community Service award honoree, is a nominee for the 2016 National Association of Basketball Coaches (NABC) Good Works Team. The award recognizes players at all levels of college basketball who have made outstanding contributions in the areas of volunteerism and civic involvement while exhibiting "impeccable leadership qualities on and off the court."
- The redshirt senior guard earned his undergraduate degree in finance in May of 2015, graduating with a cumulative GPA of 3.27. He currently boasts a 4.0 GPA after two semesters in grad school as he pursues his master's degree in marketing.
- Obasohan enters SEC play leading the team in scoring (14.2 ppg), steals (20), minutes (31.2), field goals made (62) and attempted (143) and free throws made (42) and attempted (60), while ranking second in assists (2.2 apg). He also leads the team with eight double-figure scoring games and four times scoring 20 or more points.

HOME SWEET HOME

- Dating back to the 2009-10 season, Alabama owns a record of 91-22 (.805) on the Coleman Coliseum floor, including a 5-0 mark this season. During the 2013-14 season, the Tide finished with a 13-4 mark at home and outscored teams by an average of 9.5 points a game (73.4-63.8). In 2014-15, Alabama finished with a 14-5 record in home games and outscored the competition by 7.2 points per game (67.3-60.1).
- Since the start of the 2010-11 campaign, the Tide has won 80 of the last 96 games played under the arched roof of Coleman Coliseum (80-16; .833).
- Overall, Alabama owns a record of 549-125 (.813) in the facility's 48th season of use.
- Alabama finished the non-conference portion of its schedule at 5-0 to extend non-conference win streak to 15 straight games at Coleman Coliseum. The last home loss in the non-conference regular season came when the Tide dropped a 77-74 decision to Xavier on Dec. 21, 2013.
- Since 2009, Alabama owns a home record of 38-13 (.745) against SEC competition. Since 2011, the Tide boasts a 34-9 (.791) mark at home against the conference.

STRENGTH OF SCHEDULE

- Coming into its final non-conference regular season contest on Saturday, Alabama owns an RPI of No. 49 in the nation, according to ESPN.com. The Tide ranks fifth in the SEC in terms of RPI and Alabama is one of nine teams in the league to boast of a top-75 RPI.
- Five of the Tide's 12 contests on the season have been played against teams either ranked in the Associate Press top 25 or receiving votes at the time the game was played. The Tide has faced three top-25 teams (Then-No. 23 Xavier, then-20 Wichita State and then-No. 17 Notre Dame) and an additional two teams (Dayton and Oregon) who were receiving votes to be ranked at the time of the game.
- All four of Alabama's losses have been to teams ranked in the top-50 of ESPN.com's latest RPI rankings (through games of Jan. 7). Currently, the Tide's losses have come to Xavier (No. 1 RPI), Dayton (No. 10 RPI), Oregon (No. 13 RPI) and Ole Miss (No. 50) – all of which were played away from Coleman Coliseum.

DAZON INGRAM SIDELINED FOR 2015-16 SEASON WITH FOOT INJURY

- Alabama men's basketball head coach Avery Johnson announced on Dec. 10 that starting freshman point guard Dazon Ingram suffered a fractured left foot during Tuesday's practice and will be sidelined for the remainder of the 2015-16 season.
- Starting each of the Tide's first seven games on the season, Ingram led the team with 5.9 rebounds and 3.3 assists per game, ranked second in steals (1.1 spg), third in minutes per contest (25.6 mpg) and fourth in points per game (7.7) and field goal percentage (.541).

MOST COMMON OPPONENTS

Below is a look at Alabama's most familiar foes in school history:

Opponents	Games	Record
1. Mississippi State	192	119-73
2. Mississippi	175	118-57
3. LSU	173	103-70
4. Auburn	151	92-59
5. Tennessee	144	77-67
6. Kentucky	142	37-105
7. Georgia	142	93-49
8. Florida	139	73-66
9. Vanderbilt	135	68-67
10. Tulane	84	52-32

2015-16 SEC STANDINGS (AS OF 1/8)

	SEC	Overall
Texas A&M	2-0	12-2
LSU	2-0	9-5
South Carolina	1-0	14-0
Kentucky	1-1	11-3
Ole Miss	1-1	11-3
Georgia	1-1	8-4
Florida	1-1	9-5
Tennessee	1-1	8-6
Auburn	1-1	7-6
Arkansas	1-1	7-7
Alabama	0-1	9-4
Mississippi State	0-1	7-6
Missouri	0-1	7-7
Vanderbilt	0-2	8-6

UA IN SEC/NCAA STATS (AS OF 1/8)

Team	Overall	Rank	NCAA Rank (top 100 only)
Scoring Offense	66.4	14th	-
Scoring Defense	65.6	4th	60th
Scoring Margin	+0.8	t13th	-
Free Throw %	.667	10th	-
FG %	.435	12th	-
FG % Defense	.391	5th	36th
3-PT FG %	.340	7th	-
3-PT FG % Def.	.345	11th	-
3-PT FG Made	7.5	4th	-
Rebound Offense	34.2	14th	-
Rebound Defense	37.4	10th	-
Rebound Margin	-3.2	14th	-
Assists	11.4	14th	-
Steals	6.2	9th	-
Blocks	5.1	6th	53rd
Turnover Margin	-1.1	13th	-
Assist/Turnover Ratio	0.8	14th	-
Individual	SEC Rank	NCAA Rank (top 100 only)	
Scoring			
Retin Obasohan	14.2	t15th	-
Rebounding			
Jimmie Taylor	5.5	19th	-
Steals			
Retin Obasohan	1.5	t8th	-
3-Point Field Goal Percentage			
Arthur Edwards	.484	2nd	-
Free Throw Percentage			
Justin Coleman	.919	1st	6th
Blocked Shots			
Jimmie Taylor	1.6	7th	97th
Minutes Per Game			
Retin Obasohan	31.2	8th	-

TIDE'S TRENDS

- There have been a few noticeable trends when it comes to the 2015-16 Alabama men's basketball team.
- One of the biggest trends to keep in eye during a game is the field goal percentages throughout a game. The Tide owns a record of 7-1 when holding the opposition to 40 percent or less shooting from the field.
- Below is a breakdown of a few other key factors to look into during a game. Alabama is:
 - 7-1 when holding the opposition to 40% or less field goal percentage
 - 7-2 when leading at the half
 - 8-2 when shooting better than the opposition
 - 7-1 when holding opponents to less than 70 points
 - 6-1 when attempting more free throws than its opponent
 - 4-0 when scoring 70 or more points
 - 4-0 when outrebounding the opposition
 - 4-1 when shooting 70% or better from the free throw line

TOPPLING THE TOP 25

- Saturday's game against No. 9/8 Kentucky will mark the fourth top-25 opponent Alabama has played in its first 13 games this season. In addition, the Tide has faced an additional two opponents who were receiving votes to be ranked at the time (Dayton and Oregon). Unfortunately for the Tide, all five of those contests were played away from the friendly confines of Coleman Coliseum, with the Tide going 2-3 in those games.
- Alabama's two wins over top 25 teams leads the SEC as of Dec. 19, while its non-conference strength of schedule of No. 34 in the nation ranks fifth-best in the league.
- Alabama defeated then-No. 20 Wichita State (64-60) on Nov. 27 and followed that with a 74-73 victory over then-No. 17 Notre Dame on Nov. 29.
- Alabama had not won consecutive games against ranked opponents since they defeated then-No. 12 Florida on Feb. 26, 2006, after downing then-No.8 Tennessee on Feb. 18.

LAST MEETING: KENTUCKY 70, ALABAMA 55 • JANUARY 31, 2015 • LEXINGTON, KY.

LEXINGTON, Ky. - The Alabama's men's basketball team fell to the top-ranked Kentucky Wildcats, 70-55, in the last meeting between the two teams, which took place on Jan. 31, 2015.

The Crimson Tide kept the second half close, scoring 31 to the Wildcats' 33, but Kentucky shot a season-best 59 percent (24-of-41) that proved to be too much for Alabama to overcome.

Playing without its second-leading scorer and top scorer in SEC play Ricky Tarrant, who sat out due to a lower leg injury, Alabama leaned on Shannon Hale, who contributed a team-high 13 points for the Crimson Tide. Levi Randolph added 12 points, while Retin Obasohan put up 11 to round out the double-digit efforts for the Tide.

Official Basketball Box Score -- Game Totals -- Final Statistics
Alabama vs Kentucky
01/31/15 7:00pm at Rupp Arena - Lexington, Ky.

Alabama 55 • 13-8, 3-5

##	Player	FG-FGA	3-Ptr	FT-FTA	Rebounds	PF	TP	A	TO	Blk	Stl	Min
10	Taylor, Jimmie	3-3	0-0	2-4	2 2 4	3	8	0	2	0	0	26
11	Hale, Shannon	4-7	1-4	4-5	2 0 2	3	12	0	2	1	0	29
20	Randolph, Levi	5-10	1-4	1-3	0 3 3	1	12	2	0	0	2	34
21	Cooper, Rodney	1-3	1-3	0-0	1 2 3	4	3	0	2	0	0	24
32	Obasohan, Retin	2-6	1-1	6-9	1 0 1	2	11	0	1	0	0	32
01	Norris, Riley	0-3	0-2	2-2	1 0 1	2	2	0	2	0	0	17
03	Kessens, Michael	1-2	0-1	0-0	1 4 5	2	2	0	3	0	0	18
05	Coleman, Justin	1-3	0-1	2-2	0 1 1	2	4	2	1	0	0	20
	Team				0 6 6							
Totals		17-37	4-16	17-25	8 18 26	19	55	4	13	1	2	200

FG % 1st Half:	8-18	44.4%	2nd half:	9-19	47.4%	Game:	17-37	45.9%
3FG % 1st Half:	1-6	16.7%	2nd half:	3-10	30.0%	Game:	4-16	25.0%
FT % 1st Half:	7-10	70.0%	2nd half:	10-15	66.7%	Game:	17-25	68.0%

Kentucky 70 • 21-0, 8-0

##	Player	FG-FGA	3-Ptr	FT-FTA	Rebounds	PF	TP	A	TO	Blk	Stl	Min
12	Towns, Karl-Anthony	4-4	0-0	4-4	0 1 1	5	12	1	0	0	1	15
15	Caulley-Stein, Willie	4-4	0-0	4-6	1 3 4	4	12	1	1	0	0	28
02	Harrison, Aaron	4-11	2-6	0-1	0 2 2	1	10	2	0	0	2	32
05	Harrison, Andrew	1-3	1-2	2-2	0 2 2	2	5	2	2	0	1	28
25	Hawkins, Dominique	0-1	0-1	0-0	0 1 1	1	0	1	0	0	0	9
00	Lee, Marcus	4-5	0-0	0-0	3 2 5	2	8	0	0	0	0	17
01	Booker, Devin	4-6	3-4	0-0	0 2 2	1	11	1	0	0	0	23
03	Ulis, Tyler	2-4	1-2	1-2	0 1 1	2	6	4	1	0	0	28
44	Johnson, Dakari	1-3	0-0	4-8	0 1 1	4	6	2	1	1	1	20
	Team				1 1 2							
Totals		24-41	7-15	15-23	5 16 21	22	70	14	5	1	5	200

FG % 1st Half:	13-23	56.5%	2nd half:	11-18	61.1%	Game:	24-41	58.5%
3FG % 1st Half:	3-9	33.3%	2nd half:	4-6	66.7%	Game:	7-15	46.7%
FT % 1st Half:	8-11	72.7%	2nd half:	7-12	58.3%	Game:	15-23	65.2%

Officials: Mike Nance, Marc Ellard, Byron, Jarrett
Technical fouls: Alabama-None. Kentucky-None.
Attendance: 24351

Score by periods	1st	2nd	Total
Alabama	24	31	55
Kentucky	37	33	70

Last FG - UA 2nd-01:37, UK 2nd-02:49
Largest lead - UA by 2 1st-19:32, UK by 21 2nd-14:51.
UA led for 00:20, UK led for 38:37. Game was tied for 01:03.

Kentucky won its 21st straight game to start the season and jumped out to a big lead to begin the game, thanks in large part to 10 first-half turnovers for the Crimson Tide. As a result, Kentucky held a 17-1 advantage in points off turnovers and took a 37-24 lead into the locker room.

The Tide battled tough in the second half, as Kentucky outscored Alabama by just two points, 33-31, over the final 20 minutes, but never could get the lead cut to single digits.

The Wildcats had four players reach double-figures, including a pair of 12-point performances from Karl-Anthony Towns and Willie Caulley-Stein. The Kentucky frontcourt duo combined to score 24 points on a perfect 8-of-8 shooting from the field and 8-of-10 from the free-throw line.

LET'S GO STREAKING

Below is a look at streaks that both the team and players have during the 2015-16 season (numbers may date back to the previous year).

TEAM STREAKS

Overall	Lost 1
Home Overall	Won 2
Home SEC	Lost 1
Home Non-Conference (Coleman)	Won 14
Away	Lost 1
Road SEC	Won 1
Neutral	Won 2

INDIVIDUAL STREAKS

Consecutive double-figure scoring games

Arthur Edwards	5
Retin Obasohan	2
Michael Kessens	1

Consecutive free throws made

Justin Coleman	19
Retin Obasohan	6
Riley Norris	5
Arthur Edwards	4
Michael Kessens	4
Shannon Hale	1

Consecutive games with at least one three

Arthur Edwards	8
Justin Coleman	2
Retin Obasohan	2
Shannon Hale	1
Dazon Ingram	1

Total Double-Doubles

Riley Norris	1
Jimmie Taylor	1

Total 30-minute games

Retin Obasohan	6
Justin Coleman	5
Arthur Edwards	4
Shannon Hale	2
Jimmie Taylor	2
Dazon Ingram	1
Riley Norris	1

Consecutive games played

Jimmie Taylor	79
Justin Coleman	47
Riley Norris	47
Retin Obasohan	23
Arthur Edwards	13
Donta Hall	13
Michael Kessens	13

Consecutive games started

Jimmie Taylor	53
Retin Obasohan	21
Arthur Edwards	13
Justin Coleman	6
Michael Kessens	5

- The victory over Wichita State snapped a 21-game losing streak to ranked opponents dating back to Jan. 18, 2011, when Alabama beat then-No. 12 Kentucky at home (68-66). It also marked the first win over a ranked opponent at a neutral site since Nov. 29, 2009, when the Tide beat then-No. 15 Michigan.

RETIN OBASOHAN NAMED SEC PLAYER OF THE WEEK

- Alabama men's basketball senior guard Retin Obasohan was named the Southeastern Conference Player of the Week, the league office announced on Dec. 14.
- Obasohan, a 6-foot-2, 215-pound senior guard from Antwerp, Belgium, led the Crimson Tide to a 51-50 win at Clemson on Dec. 13. Playing without starting point guard Dazon Ingram (season-ending foot injury) for the first time, Obasohan scored a career-high 23 points, including 15 coming in the first half, en route to the Tide's first four-game win streak away from home since the 2001-02 campaign. Obasohan was unstoppable as he scored nearly half of the Tide's 51 points (45 percent) on the night.
- In addition to setting a new career-best scoring output, Obasohan also set new career marks for field goals made (9-of-16) and three-pointers made (4-of-7) in the Tide's fourth consecutive road win.
- Obasohan becomes just the fourth Alabama men's basketball player to earn the league's POW award since 2013, joining Trevor Releford (week of Dec. 19, 2013), Levi Randolph (week of Nov. 24, 2015) and Ricky Tarrant (week of Dec. 29, 2015).

ROAD WARRIORS

- While the game against Oregon on Dec. 21 was technically a home game for Alabama, it was played in Birmingham, Ala., at Legacy Arena. Therefore, the Tide play seven of its 12 non-conference games away from the friendly confines of Coleman Coliseum.
- It marked the first time since the 1978-79 season that an Alabama team has opened a year with seven of its first 10 games away from Coleman Coliseum. That season, the Tide opened the year with nine road games over its first 11 contests.
- The Tide played a five-game road swing earlier in the season, winning four of those contests. Most recently, Alabama captured a 51-50 victory at Clemson on Dec. 13.
- With that victory, Alabama has won four straight non-conference games away from Tuscaloosa for the first time since winning four consecutive road non-league contests during the 2001-02 campaign.

UPCOMING MILESTONES

Below is a list of the career milestones that Alabama players are approaching this season:

CAREER STEALS

5.	165 - Mike Davis	(1980-83)
6.	158 - Antoine Pettway	(2001-04)
7.	155 - Eric Richardson	(1981-84)
8.	150 - Levi Randolph	(2012-15)
9.	149 - Alonzo Gee	(2006-09)
10.	140 - Eric Washington	(1979-82)
-	129 - Retin Obasohan	(2013-pres.)

CAREER BLOCKS

5.	212 - JaMychal Green	2009-12)
6.	188 - Derrick McKey	(1985-87)
7.	187 - Bobby Lee Hurt	(1982-85)
8.	152 - Richard Hendrix	(2006-08)
9.	151 - Jermareo Davidson	(2004-06)
10.	133 - Jeremy Hays	(1998-2001)
-	120 - Jimmie Taylor	(2014-pres.)

CAREER BLOCKS PER GAME AVERAGE

5.	1.77 - Antonio McDyess	(1994-95)
6.	1.75 - Jermareo Davidson	(2004-07)
7.	1.73 - JaMychal Green	(2009-12)
8.	1.60 - Richard Hendrix	(2006-08)
9.	1.50 - Jimmie Taylor	(2014-pres.)
10.	1.48 - Bobby Lee Hurt	(1982-85)

TRACKING THE TIDE

LEADING SCORER	CHARGES DRAWN	Norris 1	5-SECOND VIOLATIONS	FIRST TO SCORE
Obasohan 7	Alabama 8		Alabama 1	Alabama 7
Coleman 4	Opponents 13		Opponents 0	Opponents 6
Hale 3		20-POINT SCORING GAMES	SHOT CLOCK VIOLATIONS	FIRST TO SCORE FOR UA
Norris 2	Ingram 3	Obasohan 4	Alabama 2	Taylor 5
Edwards 1	Obasohan 2	Coleman 1	Opponents 7	Obasohan 4
	Coleman 1	Hale 1	10-SECOND VIOLATIONS	Edwards 1
LEADING REBOUNDER	Norris 1		Alabama 0	Hale 1
Taylor 4	Kessens 1	THREE-POINT PLAYS	Opponents 0	Ingram 1
Ingram 3		Alabama 10/16	TECHNICAL FOULS	Kessens 1
Kessens 3	DUNKS	Hale 3/4	Alabama 1	HOW UA SCORED FIRST PTS
Norris 2	Alabama 33	Obasohan 2/4	Opponents 1	3-Pointer 5
Edwards 1	Opponents 19	Taylor 2/4		Layup 3
Hall 1	Taylor 10	Coleman 3/3	JUMP BALLS CONTROLLED	Free throw 2
Obasohan 1	Hall 7	Ingram 0/1	Alabama 9/14	Jumper 2
	Edwards 4		Taylor 9/14	Dunk 1
LEADER IN ASSISTS	Austin 3	FOUR-POINT PLAYS		
Coleman 8	Hale 3	Alabama 1		
Ingram 3	Ingram 3	Opponents 1		
Obasohan 3	Kessens 2			
Edwards 1				

2015-16 TOP PERFORMANCES

CATEGORY	ALABAMA	OPPONENTS
Points	24, Justin Coleman vs. Oregon, 12/21/15	34, Yonel Brown, Kennesaw State, 11/13/15
Field Goals Made	9, 2x, last by Retin Obasohan vs. Norfolk State, 1/2/16	11, Yonel Brown, Kennesaw State, 11/13/15
Field Goal Attempts	19, Retin Obasohan vs. Notre Dame, 11/29/15	21, Yonel Brown, Kennesaw State, 11/13/15
3-Pointers Made	5, 3x, last by Arthur Edwards at Ole Miss, 1/7/16	4, 2x, last by Jeff Short, Norfolk State, 1/2/16
3-Pointers Attempted	9, Justin Coleman vs. Louisiana, 11/20/15	10, Hayward Register, Louisiana, 11/20/15
Rebounds	11, 2x, last by Riley Norris vs. Jacksonville State, 12/29/15	16, Sebastian Saiz, Ole Miss, 1/7/16
Assists	8, Justin Coleman vs. Louisiana, 11/20/15	6, 4x, last by JaQuail Townser, Jacksonville State, 12/29/15
Steals	4, Retin Obasohan vs. Norfolk State, 1/2/16	4, Scoochie Smith, Dayton, 11/17/15
Blocks	5, Jimmie Taylor vs. Jacksonville State, 12/29/15	4, Landy Nnoko, Clemson, 12/13/15

ALABAMA'S YOUTHFUL TEAM

- Due to graduation and transfers, Alabama not only lost five letterwinners off last season's 19-15 squad, but the Tide lost its top three scorers from a year ago in Levi Randolph (15.4 ppg), Ricky Tarrant (13.1 ppg) and Rodney Cooper (11.1 ppg).
- In all, Alabama returned six letterwinners and welcomes five newcomers who are eligible to play this season (another two players will sit out the 2015-16 season due to NCAA transfer rules).
- In all, seven of the Tide's 12 eligible players on this year's roster are either freshmen or sophomores.

EVERY JOHNSON EMBARKS IN FIRST YEAR AS ALABAMA HEAD COACH

- Avery Johnson was introduced as Alabama's 20th head men's basketball coach on April 8, 2015. Johnson, who led the San Antonio Spurs to the 1999 NBA title and was named the 2006 NBA Coach of the Year, comes to the Capstone after a successful coaching career in the NBA.
- Johnson boasted a 254-186 (.577) career coaching record after spending seven-plus seasons as a head coach in the NBA (Dallas Mavericks and Brooklyn Nets).
- During his time in Dallas, Johnson led the Mavericks to the postseason in each of his three-plus seasons as head coach. He led the Mavericks to a record of 194-70 (.735) and set the record for reaching the 50-win plateau (62 games) and the 150-win plateau (191 games) the fastest.
- In 16 NBA seasons as a player, he averaged 8.4 points, 5.5 assists, 1.7 rebounds and 25.3 minutes played in 1,054 career games with seven different teams. Known as "The Little General" for his on-court leadership and diminutive stature, Johnson helped guide the San Antonio Spurs to an NBA Championship in 1999.
- On March, 28 2003 as a member of the Mavericks, Johnson became the 75th player in league history to play 1,000 career games. At 5-11, he joined Calvin Murphy as the only other player under 6-feet in height to reach that milestone. He is still the Spurs' all-time leader in assists (4,474) and ranks 28th in NBA history in the same category. In recognition for his contributions to the Spurs organization, Johnson's No. 6 jersey was retired in December, 2007.
- The New Orleans native played his final two collegiate seasons at Southern University, leading the NCAA in assists in each of his two years, and was named the Southwestern Athletic Conference Player of the Year and the MVP of the conference tournament as both a junior and senior.
- He still owns several NCAA Division I records, including most assists in a single game (22 – shared with two other players), most 20-or-more assist games (4), the highest single season assist average (13.3) and the highest career assist average (12.0). As a senior in 1988, he averaged 11.4 points per game, making him the first men's Division I player ever to average double figures in points and assists in the same season.

2016 SIGNEES

Alabama head men's basketball coach Avery Johnson officially welcomed forward Braxton Key (Nashville, Tenn./Oak Hill Academy) and junior guard Ar'Mond Davis (Tacoma, Wash./College of Southern Idaho), who each signed a National Letter of Intent to be a part of the men's basketball program at the Capstone.

Braxton Key | F | 6-8 | 240
Nashville, Tenn. | Oak Hill Academy

Braxton Key is highly-touted signee who hails from Nashville, Tenn. The 6-8, 240-pound small forward is a consensus four-star recruit, who is rated as the No. 66 overall player in the nation and the No. 13 small forward, according to ESPN.com. Key (formerly known as Braxton Blackwell) currently plays at the famed Oak Hill Academy under head coach Steve Smith, but spent most of his prep career playing for Drew Maddox at Christ Presbyterian Academy. He was a two-time Class AA Mr. Basketball in the state of Tennessee, averaging 20.7 points, 10.5 rebounds and 4.9 assists in leading Christ Presbyterian Academy to a state title in 2014-15. As a sophomore, Key averaged 19.6 points, 11.2 rebounds and 3.6 assists, while shooting 67 percent from the floor and 41 percent from deep.

Ar'Mond Davis | G | 6-6 | 180
Tacoma, Wash. | Southern Idaho CC

Ar'Mond Davis is considered one of the top junior college prospects in the nation. The Tacoma, Wash., native is rated as a four-star prospect and ranked No. 6 overall junior college player in the nation by 247Sports.com. He currently plays at the College of Southern Idaho under head coach Jared Phay. As a freshman, Davis was second on the team with 10.9 points and 3.9 rebounds per game, helping his team to a 31-3 record. Through the early part of his sophomore year, the 6-6, 180-pound shooting guard is averaging 14.3 points, 5.6 rebounds and 1.5 steals per game while shooting 48 percent from the field. Davis was invited to attend the All-American JUCO Showcase Elite 80 West in Las Vegas, an event where Davis was one of the top prospects. Davis played his high school ball under Mike Cocke at Foss High School in Tacoma, Wash. As a senior, he averaged 26.3 points per game.

QUICK REFERENCE – 2015-16 PLAYER SEASON HIGHS

PLAYER	PTS	FG	FGA	3FG	3FGA	FT	FTA	REB	AST	STL	BLK	MIN
Austin	7	3	7	1 (3X)	6	-	-	3	-	1	1	18
Clark	-	-	1	-	-	-	-	1	-	-	-	2
Coleman	24	7	16 (2X)	4	9	6 (3X)	6 (3X)	5	8	3	-	37
Edwards	17 (2X)	6 (3X)	12	5 (3X)	9	4 (2X)	4 (2X)	6 (2X)	3 (2x)	2 (4X)	1 (5X)	37
Hale	20	7	16	5	7	6	7 (2X)	7	2	1 (2X)	2	34 (2X)
Hall	7	2 (4X)	4 (2X)	-	-	3	8	6	-	1 (2X)	4	20
Ingram*	16	8	11	1	1 (2X)	7	10	9	5	2 (3X)	1 (3X)	32
Kessens	10	4 (2X)	5 (4X)	1	2	4 (2X)	6	9 (2x)	2	2 (3X)	2	26
Norris	18	4 (2X)	10	2 (4X)	5	8	10	11	1 (6X)	2 (3X)	2	41
Obasohan	23 (3X)	9 (2X)	19	4 (2X)	8	7	12	6	5	4	1	39
Schaffer	-	-	2	-	1 (2x)	-	-	-	-	1	-	3
Taylor	14	5	6 (3X)	-	-	5	10	11	2	2	5	35

QUICK REFERENCE – 2015-16 PLAYER CAREER HIGHS

PLAYER	PTS	FG	FGA	3FG	3FGA	FT	FTA	REB	AST	STL	BLK	MIN
Austin	7	3	7	1 (3X)	6	-	-	3	-	1	1	18
Clark	-	-	1	-	-	-	-	1	-	-	-	2
Coleman	24	7	16 (2X)	5	9 (2X)	7	8	5	8	3 (3X)	-	37
Edwards	17 (2X)	6 (3X)	12	5 (3X)	9	4 (4X)	7	8	3 (6X)	3	1 (12X)	37
Hale	27	7 (2X)	16	5	7 (2X)	10	12	11	6	3	3	39
Hall	7	2 (4X)	4 (2X)	-	-	3	8	6	-	1 (2X)	4	20
Ingram*	16	8	11	1	1 (2X)	7	10	9	5	2 (3X)	1 (3X)	32
Kessens	36	13	21	1 (7X)	3 (2X)	10	12	17	4 (3X)	3 (3X)	4 (2X)	40
Norris	18	5	10	3 (2X)	6	8	10	12	2 (4X)	3	2	41
Obasohan	23 (3X)	9 (2X)	19	4 (2X)	8	13	15	12	5 (2X)	6	4	45
Schaffer	-	-	2	-	1 (2x)	-	-	-	-	1	-	3
Taylor	15 (2X)	7	10	-	-	5	10	11 (3X)	3	2 (4X)	7	35 (2X)

*out for the remainder of the 2015-16 season with a broken foot

THE LAST TIME

TEAM

Scored 100 points or more:

Nov. 21, 2015 - UA 105, Louisiana 93

Scored 110 points or more:

Dec. 1, 2004 - UA 114, ETSU 77

Scored less than 50 points:

Nov. 17, 2015 - Dayton 80, UA 48

Allowed 100 points:

Dec. 4, 2004 - UA 102, Charlotte 101

Held opponent to 40 points or less:

Jan. 10, 2015 - UA 56, Tennessee 38

Held opponent to less than 15 pts in half:

Jan. 10, 2015 - 14 points allowed at Tennessee (2nd half)

Scored 50 points in a half:

Dec. 6, 2014 - 54 points in second half at Xavier

Won an overtime game:

Dec. 29, 2015 - UA 67, Jacksonville State 59

Lost an overtime game:

Feb. 21, 2015 - Georgia 66, UA 65

Played a double-overtime game:

Nov. 29, 2013 - Drexel 85, UA 83 (3OT)

Played a triple-overtime game:

Nov. 29, 2013 - Drexel 85, UA 83

Played a quadruple-overtime game:

Feb. 12, 1972 - UA 103, LSU 99

Shot 60% or better in a half:

March 17, 2015 - 63.0% in 1st half vs. Illinois

Failed to hit a three-pointer in a game:

Dec. 4, 2010 vs. Purdue (177 games)

Had at least 15 steals in a game:

Feb. 20, 2013 vs. Mississippi State (18)

Forced 25 turnovers in a game:

Nov. 11, 2012 vs. West Alabama (25)

Played a ranked opponent:

Nov. 29, 2015 vs. No. 17 Notre Dame (won, 74-73)

Beat a ranked opponent at neutral site:

Nov. 27, 2015 vs. No. 17 Notre Dame (won, 74-73)

Beat a ranked opponent at home:

Jan. 18, 2011 vs. No. 12 Kentucky (won, 68-66)

Beat a ranked opponent on the road:

Feb. 21, 2004 in Starkville, Miss. (beat No. 4 Mississippi State, 77-73)

Beat a top-10 opponent:

Feb. 18, 2006 vs. No. 8 Tennessee (won, 92-79)

Beat a top-10 opponent on the road:

Feb. 21, 2004 in Starkville, Miss. (beat No. 4 Mississippi State, 77-73)

Beat a top-5 opponent:

Mar. 20, 2004 vs. No. 1 Stanford (NCAA tournament; won, 70-67)

Beat a top-5 opponent on the road:

Feb. 21, 2004 in Starkville, Miss. (beat No. 4 Mississippi State, 77-73)

Played a No. 1 ranked opponent:

Jan. 31, 2015 vs. No. 1/1 Kentucky (lost, 70-55)

Beat a No. 1 ranked opponent on the road:

Jan. 28, 1983 at No. 1 UCLA (won, 70-67)

Beat a No. 1 ranked opponent:

Mar. 20, 2004 vs. No. 1 Stanford (NCAA tournament (won, 70-67)

INDIVIDUAL

Had a player score 50 points:Michael Nordholz (50) vs. Southern Miss, 12/12/76 (*single-game scoring record*)**Had a player score 40 points:**

Reggie King (43) vs. Virginia, 12/29/78

Had a player score 35 points:

Trevor Releford (36) vs. LSU, 2/23/13

Had a player score 30 points:

Levi Randolph (32) vs. Ole Miss, 3/3/15

Had a player grab 20 rebounds:

Richard Hendrix (23) vs. Troy, 11/9/07

Had a player dish out 11 or more assists:

Mikhail Torrence (11) vs. LSU, 1/27/10

Had a player block five shots:

Jimmie Taylor (5) vs Jacksonville State, 12/29/15

Had a player block 10 shots:

Roy Rogers (10) vs LSU, 2/17/1996

Had a player with seven or more steals in a game:

Jeremy Hays (8) vs Oregon State, 12/12/1998

Had two players record a double-double in same game:

JaMychal Green (14 pts. 11 rebs.), Tony Mitchell (10 pts., 12 rebs.) vs Kentucky, Dec. 12, 2010

Had three players record a double-double in same game:

Jermareo Davidson (12 pts, 12 rebs), Alonzo Gee (22 pts, 10 rebs), Richard Hendrix (18 pts, 12 rebs) vs Louisiana Monroe, Nov. 28, 2006

Had a player record a double-double in three consecutive games:

Richard Hendrix (24 pts, 16 rebs vs. Florida, 17 pts, 11 rebs at Arkansas, 19 pts, 10 rebs at Georgia) (Jan. 8, Jan. 13, Jan. 16, 2008)

Had a player record a double-double in four consecutive games:

Richard Hendrix (19 pts, 13 rebs vs. Chicago State, 24 pts, 16 rebs vs. Florida, 17 pts, 11 rebs at Arkansas, 19 pts, 10 rebs at Georgia) (Jan. 4, Jan. 8, Jan. 13, Jan. 16 2008)

Had a player record a triple-double:

Roy Rogers (27 pts, 10 rebs, 10 blocks) vs. LSU, Feb. 17, 1996

Had two players score 20 points in a game:

Justin Coleman (22) and Ricky Tarrant (20) at Arkansas, Jan. 22, 2015

Had five or more players score in double figures:

Justin Coleman (18), Shannon Hale (18), Riley Norris (18), Retin Obasohan (17), Arthur Edwards (12) and Dazon Ingram (10) vs. Louisiana (Nov. 20, 2015)



23

6-5 • 197 • Fr.

Guard

BRANDON AUSTIN

Montgomery, Ala. (Carver-Montgomery)

CAREER HIGHS

Points	7	Winthrop (12/16/15)
Field Goals	3	Winthrop (12/16/15)
FG Att.	7	vs. Xavier (11/26/15)
3-Point FG	1	3X, last vs. Jacksonville St. (12/29/15)
3-Point Att.	6	at Dayton (11/17/15)
Free Throws		
FT Att.		
Rebounds	3	Oregon (12/21/15)
Assists		
Steals	1	Norfolk State (1/2/16)
Blocks	1	Oregon (12/21/15)
Minutes	18	Winthrop (12/16/15)

2015-16 SEASON HIGHS

Points	7	Winthrop (12/16/15)
Field Goals	3	Winthrop (12/16/15)
FG Att.	7	vs. Xavier (11/26/15)
3-Point FG	1	3X, last vs. Jacksonville St. (12/29/15)
3-Point Att.	6	at Dayton (11/17/15)
Free Throws		
FT Att.		
Rebounds	3	Oregon (12/21/15)
Assists		
Steals	1	Norfolk State (1/2/16)
Blocks	1	Oregon (12/21/15)
Minutes	18	Winthrop (12/16/15)

MISCELLANEOUS STATS

CATEGORY	2015-16	CAREER
Double-digit scoring		
20+ point games		
Double-digit rebounding		
Double-doubles		
Led UA in scoring		
Led UA in rebounding		
Led UA in three-pointers	1	1
Led UA in assists		
Led UA in steals		
Led UA in blocks	1	1
5+ assist games		
3+ three-pointers		
3+ steal games		
3+ block games		

2015-16 (FRESHMAN SEASON)

- Set a season high with seven points against Winthrop (12/16) on 3-of-6 shooting in 18 minutes
- Scored four points in four minutes against then-No. 17 Notre Dame (11/29)
- Played 15 minutes against then-No. 23 Xavier (11/26) and scored four points
- Played 14 minutes and tallied three points against Dayton (11/17)
- Grabbed a season-high three rebounds while recording his first block against Oregon (12/21)
- Saw first collegiate action and scored his first basket vs. Kennesaw State (11/13)
- Played at Carver-Montgomery High School under head coach and former Crimson Tide basketball player J.J. Jackson
- Named the 6A state-tournament MVP and led his team to the 2015 state championship
- Selected to the 2015 Alabama Boys All-Star Basketball Team
- Named as a 6A First Team All-State honoree by the Alabama Sports Writers Association
- Nominated to play in the McDonald's All-American Game
- Ranked No. 2 in the state of Alabama by MaxPreps and No. 5 by 247Sports
- Invited to Nike's Elite 100 camp
- Averaged 18 points per game as a senior including a game-high 16 point performance in the Alabama-Mississippi Classic
- Averaged 15 points, seven rebounds and four assists a game as a junior
- Led his team to the state Final Four all four years
- Played in the 2014 AHSAA North-South All-Star game and was named the MVP of the South team with a game-high 15 points.



AUSTIN'S 2015-16 GAME-BY-GAME STATS

OPPONENT	DATE	GS	MIN	FG	FBA	PCT	3FG	3FBA	PCT	FT	FTA	PCT	OFF	DEF	TOT	AVG	PF	A	TO	BLK	STL	PTS	AVG
KENNESAW STATE	11/13	5	1	2	.500	0	1	.000	0	0	.000	0	0	0	0	0	0	0	0	0	0	2	2.0
DAYTON	11/17	14	1	6	.167	1	6	.167	0	0	.000	0	1	1	0.5	1	0	0	0	0	0	3	2.5
LOUISIANA-LAFAYETTE	11/20																						
vs. Xavier	11/26	15	2	7	.286	0	4	.000	0	0	.000	1	0	1	0.7	1	0	0	0	0	0	4	3.0
vs. Wichita State	11/27	6	0	1	.000	0	1	.000	0	0	.000	0	0	0	0.5	1	0	0	0	0	0	0	2.3
vs. Notre Dame	11/29	2	0	0	.000	0	0	.000	0	0	.000	0	0	0	0.4	0	0	0	0	0	0	0	1.8
at Southern Miss	12/4	3	0	1	.000	0	1	.000	0	0	.000	0	1	1	0.5	0	0	0	0	0	0	0	1.5
at Clemson	12/13	8	0	0	.000	0	0	.000	0	0	.000	0	0	0	0.4	0	0	0	0	0	0	0	1.3
WINTRHOP	12/16	18	3	6	.500	1	2	.500	0	0	.000	0	1	1	0.5	1	0	1	0	0	0	7	2.0
OREGON	12/21	15	1	2	.500	0	1	.000	0	0	.000	0	3	3	0.8	0	0	0	1	0	1	2	2.0
JACKSONVILLE STATE	12/29	10	1	5	.200	1	4	.250	0	0	.000	0	1	1	0.8	0	0	0	0	0	0	3	2.1
NORFOLK STATE	1/2	8	0	1	.000	0	1	.000	0	0	.000	0	0	0	0.7	0	0	1	0	1	0	1	1.9
at Ole Miss	1/7																						
KENTUCKY	1/9																						
SOUTH CAROLINA	1/13																						
at Vanderbilt	1/16																						
at Auburn	1/19																						
LSU	1/23																						
TENNESSEE	1/26																						
at South Carolina	1/30																						
at Mississippi State	2/2																						
MISSOURI	2/6																						
TEXAS A&M	2/10																						
at Florida	2/13																						
at LSU	2/17																						
MISSISSIPPI STATE	2/20																						
at Kentucky	2/23																						
AUBURN	2/27																						
ARKANSAS	3/2																						
at Georgia	3/5																						

AUSTIN'S CAREER STATS

YEAR	GP	GS	MIN	AVG	FG	FBA	PCT	3FG	3FBA	PCT	FT	FTA	PCT	OFF	DEF	TOT	AVG	PF	FO	AST	TO	BLK	STL	PTS	AVG
2015-16	11	0	104	9.5	9	31	.290	3	21	.143	0	0	.000	1	7	8	0.7	4	0	0	2	1	1	21	1.9
TOTAL	11	0	104	9.5	9	31	.290	3	21	.143	0	0	.000	1	7	8	0.7	4	0	0	2	1	1	21	1.9

AUSTIN'S CAREER SEC STATS

YEAR	GP	GS	MIN	AVG	FG	FBA	PCT	3FG	3FBA	PCT	FT	FTA	PCT	OFF	DEF	TOT	AVG	PF	FO	AST	TO	BLK	STL	PTS	AVG
2015-16																									
TOTAL																									



24

6-6 • 210 • So.

Forward

CHRISTIAN CLARK

Chester, Va. (Thomas Dale)

2015-16 (SOPHOMORE SEASON)

- Saw two minutes of action in the win over Norfolk State (1/2)
• Played one minute against then-No. 23 Xavier (11/26)
• Saw his first collegiate action at Dayton (11/17) and grabbed one rebound
• Walked on at Alabama prior to the 2014-15 season
• Earned his spot through walk-on tryouts
• Did not play in any games and only dressed for the team's final 10 contests.
• A four-year letterwinner at Thomas Dale High School under head coach Eddie Goss
• A second team all-district honoree as a high school senior
• Selected to the Virginia all-star game in 2014
• Helped Thomas Dale to a runner-up finish in the region in 2013 and a third-place finish in 2014
• Played for Team Richmond on the AAU circuit
• Also competed in track and field for his high school.



CAREER HIGHS

Table with career highs for Points, Field Goals, FG Att., 3-Point FG, 3-Point Att., Free Throws, FT Att., Rebounds, Assists, Steals, Blocks, and Minutes.

2015-16 SEASON HIGHS

Table with 2015-16 season highs for Points, Field Goals, FG Att., 3-Point FG, 3-Point Att., Free Throws, FT Att., Rebounds, Assists, Steals, Blocks, and Minutes.

MISCELLANEOUS STATS

Table with miscellaneous stats for 2014-15 and Career, including categories like Double-digit scoring, 20+ point games, etc.

CLARK'S 2015-16 GAME-BY-GAME STATS

Large table with game-by-game stats for Christian Clark, including columns for Opponent, Date, GS, MIN, FG, FGA, PCT, 3FG, 3FGA, PCT, FT, FTA, PCT, OFF, DEF, TOT, AVG, PF, A, TO, BLK, STL, PTS, and AVG.

CLARK'S CAREER STATS

Summary table of career stats for Christian Clark, including Year, GP, GS, MIN, AVG, FG, FGA, PCT, 3FG, 3FGA, PCT, FT, FTA, PCT, OFF, DEF, TOT, AVG, PF, FO, AST, TO, BLK, STL, PTS, and AVG.

CLARK'S CAREER SEC STATS

Summary table of career second-half stats for Christian Clark, including Year, GP, GS, MIN, AVG, FG, FGA, PCT, 3FG, 3FGA, PCT, FT, FTA, PCT, OFF, DEF, TOT, AVG, PF, FO, AST, TO, BLK, STL, PTS, and AVG.



11 6-8 • 233 • Jr. Forward

SHANNON HALE

Johnson City, Tenn. (Christ School)

CAREER HIGHS

Table with 3 columns: Stat, Value, and Opponent/Date. Rows include Points (27 vs Ole Miss), Field Goals (7 2X vs Notre Dame), FG Att (16 at Clemson), 3-Point FG (5 Louisiana), 3-Point Att (7 2X at Southern Miss), Free Throws (10 at Ole Miss), FT Att (12 Ole Miss), Rebounds (11 Southern Miss), Assists (6 LSU), Steals (3 Western Carolina), Blocks (3 at Auburn), Minutes (39 Ole Miss).

2015-16 SEASON HIGHS

Table with 3 columns: Stat, Value, and Opponent/Date. Rows include Points (20 vs Wichita State), Field Goals (7 vs Notre Dame), FG Att (16 at Clemson), 3-Point FG (5 Louisiana), 3-Point Att (7 at Southern Miss), Free Throws (6 vs Wichita State), FT Att (7 2X, last vs Wichita State), Rebounds (7 at Clemson), Assists (2 at Clemson), Steals (1 2X, last at Clemson), Blocks (2 Louisiana), Minutes (34 2X, last vs. Notre Dame).

MISCELLANEOUS STATS

Table with 3 columns: CATEGORY, 2015-16, CAREER. Rows include Double-digit scoring (6, 31), 20+ point games (1, 2), Double-digit rebounding (1), Double-doubles (1), Led UA in scoring (4, 10), Led UA in rebounding (7), Led UA in three-pointers (4, 17), Led UA in assists (6), Led UA in steals (6), Led UA in blocks (10), 5+ assist games (1), 3+ three-pointers (2, 7), 3+ steal games (1), 3+ block games (1).

2015-16 JUNIOR SEASON

- Did not play against Winthrop (12/16), Oregon (12/21) or Jacksonville State (12/29) due to a medical condition
• Was averaging 12.9 points in 27.6 minutes in eight games before being sidelined
• Has led the team in scoring in four of ten games played on the season and finished with double-digit points in six games
• Led the team in scoring in all three games of the AdvCare Invitational averaging 16.3 ppg
• Is second on the team in scoring average (10.9 ppg), field goals made (48) and in three-point shooting (.381)
• Scored 19 points, including three treys, in the win over then-No. 17 Notre Dame (11/29)
• Put up a season-high 20 points in 28 minutes in the victory over then-No. 20 Wichita State (11/27)
• Led the team with 18 points on 5-of-6 shooting from behind the arc against Louisiana (11/20)
• Set a career high in three-pointers (5) and season highs in field goals (6), rebounds (4), blocks (2) and minutes (34) vs. the Ragin' Cajuns
• Scored 12 points and made the game-winning steal and dunk at Clemson (12/13) while also grabbing a season-best seven rebounds
• Scored 13 points in 26 minutes in the season opener against Kennesaw State (11/13)
• Played in 28 games, starting 15, before suffering a season-ending injury (foot) in the first half against South Carolina (2/24/15)
• Finished fourth on the team in steals (21) and scoring (8.2 ppg)
• Was fifth on the team with 1.1 assists per game
• Averaged 9.4 points and 6.0 rebounds in eight leading up to foot injury
• Matched his season-high with 14 points at Mississippi State (2/10/15)
• Tabbled to SEC All-Freshman team in 2013-14, becoming the first Alabama player to earn a spot on the all-freshman team since Trevor Releford in 2011



HALE'S 2015-16 GAME-BY-GAME STATS

Large table with columns for OPPONENT, DATE, GS, MIN, FG, FGA, PCT, 3FG, 3FGA, PCT, FT, FTA, PCT, OFF, DEF, TOT, AVG, PF, A, TO, BLK, STL, PTS, AVG. Rows list games against Kennesaw State, Dayton, Louisiana-Lafayette, vs. Xavier, vs. Wichita State, vs. Notre Dame, at Southern Miss, at Clemson, Winthrop, Oregon, Jacksonville State, Norfolk State, at Ole Miss, Kentucky, South Carolina, at Vanderbilt, at Auburn, LSU, Tennessee, at South Carolina, at Mississippi State, Missouri, Texas A&M, at Florida, at LSU, Mississippi State, at Kentucky, Auburn, Arkansas, at Georgia.

HALE'S CAREER STATS

Table with columns: YEAR, GP, GS, MIN, AVG, FG, FGA, PCT, 3FG, 3FGA, PCT, FT, FTA, PCT, OFF, DEF, TOT, AVG, PF, FO, AST, TO, BLK, STL, PTS, AVG. Rows for 2013-14, 2014-15, 2015-16, and TOTAL.

HALE'S CAREER SEC STATS

Table with columns: YEAR, GP, GS, MIN, AVG, FG, FGA, PCT, 3FG, 3FGA, PCT, FT, FTA, PCT, OFF, DEF, TOT, AVG, PF, FO, AST, TO, BLK, STL, PTS, AVG. Rows for 2013-14, 2014-15, 2015-16, and TOTAL.



2
5-11 • 160 • Fr. Guard

LAWSON SCHAFFER

Cullman, Ala. (Cullman)

CAREER HIGHS

Points		
Field Goals		
FG Att.	2	Norfolk State (1/2/16)
3-Point FG		
3-Point Att.	1	2X, last vs. Norfolk State (1/2/16)
Free Throws		
FT Att.		
Rebounds		
Assists		
Steals	1	Norfolk State (1/2/16)
Blocks		
Minutes	3	vs. Xavier (11/26/15)

2015-16 SEASON HIGHS

Points		
Field Goals		
FG Att.	2	Norfolk State (1/2/16)
3-Point FG		
3-Point Att.	1	2X, last vs. Norfolk State (1/2/16)
Free Throws		
FT Att.		
Rebounds		
Assists		
Steals	1	Norfolk State (1/2/16)
Blocks		
Minutes	3	vs. Xavier (11/26/15)

MISCELLANEOUS STATS

CATEGORY	2015-16	CAREER
Double-digit scoring		
20+ point games		
Double-digit rebounding		
Double-doubles		
Led UA in scoring		
Led UA in rebounding		
Led UA in three-pointers		
Led UA in assists		
Led UA in steals		
Led UA in blocks		
5+ assist games		
3+ three-pointers		
3+ steal games		
3+ block games		

2015-16 (FRESHMAN SEASON)

- Played the final two minutes against Norfolk State and recorded a steal
- Saw two minutes of action in the win over Winthrop (12/16)
- Played three minutes against Xavier (11/26)
- Saw first collegiate action with one minute vs. Kennesaw State (11/13) in Tide's season opener
- Joins Alabama as a preferred walk-on after a standout career at Cullman High School under head coach Bobby Meyer
- Tabbed the 6A Player of the Year by the Alabama Sports Writers Association (ASWA)
- Also named to the 2015 boys "Super 5" team by the ASWA
- A two-time first team all-state honoree
- Was one of 12 players who were selected to represent the state of Alabama to compete at the Alabama-Mississippi All-Star game
- Scored 707 points during his senior season and set the Cullman HS career scoring record with 1,997 points
- As a senior, averaged 21.4 points, 7.7 assists and 7.0 rebounds per game while collecting 114 steals to lead the Area
- Shot 40 percent from beyond the arc and 84 percent from the free throw line
- In his two playoff games he averaged 31.5 points, 7.5 rebounds, 4.0 assists and 3.5 steals a game
- Led the Bearcats to a 23-9 record and a No. 3 ranking in the state of Alabama
- As a junior, he averaged 21 points, 6.0 rebounds, 7.2 assists and 4.1 steals while shooting 51 percent from the field, 84 percent from the three-throw line and 44 percent from 3-point range
- Named MVP of the Mitch Smith Chevrolet Yule Tide Classic.



SCHAFFER'S 2015-16 GAME-BY-GAME STATS

OPPONENT	DATE	GS	MIN	FG	FBA	PCT	3FG	FBA	PCT	FT	FTA	PCT	OFF	DEF	TOT	AVG	PF	A	TO	BLK	STL	PTS	AVG
KENNESAW STATE	11/13	1	0	0	.000	0	0	.000	0	0	.000	0	0	0	0.0	1	0	0	0	0	0	0	0.0
DAYTON	11/17	2	0	1	.000	0	1	.000	0	0	.000	0	0	0	0.0	0	0	0	0	0	0	0	0.0
LOUISIANA-LAFAYETTE	11/20																						
vs. Xavier	11/26	3	0	0	.000	0	0	.000	0	0	.000	0	0	0	0.0	0	0	0	0	0	0	0	0.0
vs. Wichita State	11/27																						
vs. Notre Dame	11/29																						
at Southern Miss	12/4																						
at Clemson	12/13																						
WINTRHOP	12/16	2	0	0	.000	0	0	.000	0	0	.000	0	0	0	0.0	0	0	0	0	0	0	0	0.0
OREGON	12/21																						
JACKSONVILLE STATE	12/29																						
NORFOLK STATE	1/2	2	0	2	.000	0	1	.000	0	0	.000	0	0	0	0.0	0	0	0	0	0	1	0	0.0
at Ole Miss	1/7																						
KENTUCKY	1/9																						
SOUTH CAROLINA	1/13																						
at Vanderbilt	1/16																						
at Auburn	1/19																						
LSU	1/23																						
TENNESSEE	1/26																						
at South Carolina	1/30																						
at Mississippi State	2/2																						
MISSOURI	2/6																						
TEXAS A&M	2/10																						
at Florida	2/13																						
at LSU	2/17																						
MISSISSIPPI STATE	2/20																						
at Kentucky	2/23																						
AUBURN	2/27																						
ARKANSAS	3/2																						
at Georgia	3/5																						

SCHAFFER'S CAREER STATS

YEAR	GP	GS	MIN	AVG	FG	FBA	PCT	3FG	3FBA	PCT	FT	FTA	PCT	OFF	DEF	TOT	AVG	PF	FO	AST	TO	BLK	STL	PTS	AVG
2015-16	5	0	10	2.0	0	3	.000	0	2	.000	0	0	.000	0	0	0	0.0	1	0	0	0	0	1	0	0.0
TOTAL	5	0	10	2.0	0	3	.000	0	2	.000	0	0	.000	0	0	0	0.0	1	0	0	0	0	1	0	0.0

SCHAFFER'S CAREER SEC STATS

YEAR	GP	GS	MIN	AVG	FG	FBA	PCT	3FG	3FBA	PCT	FT	FTA	PCT	OFF	DEF	TOT	AVG	PF	FO	AST	TO	BLK	STL	PTS	AVG
2015-16																									
TOTAL																									

2015-16 CUMULATIVE STATS



2015-16 Alabama Basketball
Alabama Combined Team Statistics (as of Jan 07, 2016)
All games



RECORD:	OVERALL	HOME	AWAY	NEUTRAL
ALL GAMES	9-4	5-1	2-2	2-1
CONFERENCE	0-1	0-0	0-1	0-0
NON-CONFERENCE	9-3	5-1	2-1	2-1

#	Player	gp-gs	min	avg	Total		3-Point		F-Throw		Rebounds			pf	dq	a	to	blk	stl	pts	avg	
					fg-fga	fg%	3fg-fga	3fg%	ft-fga	ft%	off	def	tot									avg
32	Obasohan, Retin	13-13	405	31.2	62-143	.434	18-56	.321	42-60	.700	4	35	39	3.0	33	1	29	29	1	20	184	14.2
11	Hale, Shannon	10-8	250	25.0	37-97	.381	16-42	.381	19-25	.760	9	23	32	3.2	22	0	5	26	5	2	109	10.9
04	Edwards, Arthur	13-13	361	27.8	48-97	.495	31-64	.484	9-14	.643	8	45	53	4.1	34	1	22	28	5	10	136	10.5
05	Coleman, Justin	13-6	364	28.0	31-104	.298	17-67	.254	34-37	.919	5	23	28	2.2	18	0	50	36	0	13	113	8.7
12	Ingram, Dazon	7-7	179	25.6	20-37	.541	1-2	.500	13-22	.591	6	35	41	5.9	24	2	23	24	3	8	54	7.7
01	Norris, Riley	13-0	290	22.3	21-58	.362	10-29	.345	25-33	.758	17	32	49	3.8	18	0	6	12	5	12	77	5.9
10	Taylor, Jimmie	13-13	301	23.2	28-48	.583	0-0	.000	18-46	.391	22	50	72	5.5	33	1	5	17	21	4	74	5.7
03	Kessens, Michael	13-5	216	16.6	23-35	.657	1-2	.500	15-20	.750	22	30	52	4.0	27	1	7	7	5	8	62	4.8
35	Hall, Donta	13-0	140	10.8	14-20	.700	0-0	.000	5-13	.385	7	27	34	2.6	26	1	1	7	20	2	33	2.5
23	Austin, Brandon	11-0	104	9.5	9-31	.290	3-21	.143	0-0	.000	1	7	8	0.7	4	0	0	2	1	1	21	1.9
24	Clark, Christian	4-0	5	1.3	0-1	.000	0-0	.000	0-0	.000	1	0	1	0.3	1	0	0	0	0	0	0	0.0
02	Schaffer, Lawson	5-0	10	2.0	0-3	.000	0-2	.000	0-0	.000	0	0	0	0.0	1	0	0	0	0	1	0	0.0
Team											14	21	35				2					
Total.....		13	2625		293-674	.435	97-285	.340	180-270	.667	116	328	444	34.2	241	7	148	190	66	81	863	66.4
Opponents.....		13	2625		289-740	.391	96-278	.345	179-257	.696	163	323	486	37.4	257	5	146	176	46	88	853	65.6

TEAM STATISTICS	UA	OPP	Date	Opponent	Score	Att.
SCORING	863	853	11/13/15	KENNESAW STATE	w 77-64	14970
Points per game	66.4	65.6	11/17/15	at Dayton	L 48-80	12118
Scoring margin	+0.8	-	11/20/15	LOUISIANA	w 105-93	11465
FIELD GOALS-ATT	293-674	289-740	11/26/15	vs Xavier	L 45-64	4629
Field goal pct	.435	.391	11/27/15	vs Wichita State	w 64-60	4170
3 POINT FG-ATT	97-285	96-278	11/29/15	vs Notre Dame	w 74-73	4633
3-point FG pct	.340	.345	12/04/15	at Southern Miss	w 58-55	3296
3-pt FG made per game	7.5	7.4	12/13/15	at Clemson	w 51-50	7412
FREE THROWS-ATT	180-270	179-257	12/16/15	WINTHROP	w 72-60	10005
Free throw pct	.667	.696	% 12/21/15	OREGON	L 68-72	14508
F-Throws made per game	13.8	13.8	12/29/15	JACKSONVILLE STATE	wot 67-59	11417
REBOUNDS	444	486	1/2/16	NORFOLK STATE	w 68-49	10884
Rebounds per game	34.2	37.4	* 01/07/16	at Ole Miss	L 66-74	9500
Rebounding margin	-3.2	-				
ASSISTS	148	146				
Assists per game	11.4	11.2				
TURNOVERS	190	176				
Turnovers per game	14.6	13.5				
Turnover margin	-1.1	-				
Assist/turnover ratio	0.8	0.8				
STEALS	81	88				
Steals per game	6.2	6.8				
BLOCKS	66	46				
Blocks per game	5.1	3.5				
ATTENDANCE	73249	45758				
Home games-Avg/Game	6-12208	4-8082				
Neutral site-Avg/Game	-	3-4477				

% = Vulcan Classic (Birmingham, Ala.)
* = Conference game

Score by Periods	1st	2nd	OT	Totals
Alabama	454	397	12	863
Opponents	405	444	4	853

2015-16 TEAM STATS



2015-16 Alabama Basketball
Alabama Overall Team Statistics (as of Jan 08, 2016)
All games



TEAM STATISTICS	UA	OPP
SCORING	863	853
Points per game	66.4	65.6
Scoring margin	+0.8	-
FIELD GOALS-ATT	293-674	289-740
Field goal pct	.435	.391
3 POINT FG-ATT	97-285	96-278
3-point FG pct	.340	.345
3-pt FG made per game	7.5	7.4
FREE THROWS-ATT	180-270	179-257
Free throw pct	.667	.696
F-Throws made per game	13.8	13.8
REBOUNDS	444	486
Rebounds per game	34.2	37.4
Rebounding margin	-3.2	-
ASSISTS	148	146
Assists per game	11.4	11.2
TURNOVERS	190	176
Turnovers per game	14.6	13.5
Turnover margin	-1.1	-
Assist/turnover ratio	0.8	0.8
STEALS	81	88
Steals per game	6.2	6.8
BLOCKS	66	46
Blocks per game	5.1	3.5
WINNING STREAK	0	-
Home win streak	2	-
ATTENDANCE	73249	45758
Home games-Avg/Game	6-12208	4-8082
Neutral site-Avg/Game	-	3-4477

Score by Periods	1st	2nd	OT	Totals
Alabama	454	397	12	863
Opponents	405	444	4	853

2015-16 POINTS-REBOUNDS-ASSISTS



2015-16 Alabama Basketball
Alabama Points-Rebounds-Assists (as of Jan 07, 2016)
All games



Opponent	Date	Score		01	02	03	04	05	10	11
				NORRIS,RIL	SCHAFFER,L	KESSENS,MI	EDWARDS,AR	COLEMAN,JU	TAYLOR,JIM	HALE,SHANN
KENNESAW STATE	11/13/15	77-64	w	0-4-0	0-0-0	8-2-0	6-5-2	6-1-5	6-10-1	13-3-0
at Dayton	11/17/15	48-80	L	9-3-1	0-0-0	7-2-0	5-2-1	3-1-2	3-4-0	2-3-0
LOUISIANA	11/20/15	105-93	w	18-4-0	DNP	2-1-0	12-5-2	18-3-8	9-0-0	18-4-1
vs Xavier	11/26/15	45-64	L	0-0-0	0-0-0	3-5-0	3-3-1	10-3-2	4-5-0	10-2-1
vs Wichita State	11/27/15	64-60	w	12-1-1	DNP	2-0-0	4-5-2	3-4-1	3-4-0	20-3-0
vs Notre Dame	11/29/15	74-73	w	0-0-0	DNP	8-9-0	15-2-0	2-2-2	3-5-2	19-5-0
at Southern Miss	12/04/15	58-55	w	0-1-1	DNP	0-1-1	17-5-0	7-2-3	0-4-0	9-2-1
at Clemson	12/13/15	51-50	w	0-1-1	DNP	4-4-1	3-6-2	3-5-5	2-9-0	12-7-2
WINTHROP	12/16/15	72-60	w	4-7-0	0-0-0	4-4-2	11-6-2	18-3-5	14-11-1	DNP
OREGON	12/21/15	68-72	L	12-5-1	DNP	2-3-0	12-4-2	24-3-6	7-5-0	DNP
JACKSONVILLE STATE	12/29/15	67-59	w	10-11-0	DNP	9-5-1	16-5-3	6-0-3	13-6-0	DNP
NORFOLK STATE	1/2/16	68-49	w	10-8-0	0-0-0	3-9-1	15-1-3	5-0-6	8-7-1	2-1-0
at Ole Miss	01/07/16	66-74	L	2-4-1	DNP	10-7-1	17-4-2	8-1-2	2-2-0	4-2-0

Opponent	Date	Score		12	23	24	32	35
				INGRAM,DAZ	AUSTIN,BRA	CLARK,CHRI	OBASOHAN,R	HALL,DONTA
KENNESAW STATE	11/13/15	77-64	w	16-6-4	2-0-0	DNP	18-3-1	2-2-0
at Dayton	11/17/15	48-80	L	2-5-4	3-1-0	0-1-0	7-1-0	7-6-0
LOUISIANA	11/20/15	105-93	w	10-7-5	DNP	DNP	17-1-2	1-5-1
vs Xavier	11/26/15	45-64	L	6-9-1	4-1-0	0-0-0	2-1-1	3-2-0
vs Wichita State	11/27/15	64-60	w	11-8-3	0-0-0	DNP	7-0-1	2-1-0
vs Notre Dame	11/29/15	74-73	w	4-4-2	0-0-0	DNP	19-3-5	4-0-0
at Southern Miss	12/04/15	58-55	w	5-2-4	0-1-0	DNP	20-5-2	0-3-0
at Clemson	12/13/15	51-50	w	DNP	0-0-0	DNP	23-5-3	4-2-0
WINTHROP	12/16/15	72-60	w	DNP	7-1-0	0-0-0	12-5-2	2-2-0
OREGON	12/21/15	68-72	L	DNP	2-3-0	DNP	5-1-3	4-2-0
JACKSONVILLE STATE	12/29/15	67-59	w	DNP	3-1-0	DNP	8-5-3	2-4-0
NORFOLK STATE	1/2/16	68-49	w	DNP	0-0-0	0-0-0	23-3-2	2-3-0
at Ole Miss	01/07/16	66-74	L	DNP	DNP	DNP	23-6-4	0-2-0

2015-16 COMPARISON STATS



2015-16 Alabama Basketball
Alabama Team Game-by-Game Comparison (as of Jan 07, 2016)
All games



Opponent	1st	2nd	Score	Mar	Total FG	FG Pct	3-Pointers	3FG Pct	Free Throws	FT Pct	Rebounds	Assist	T/Over	Block	Steal	Fouls
KENNESAW STATE	43/32	34/32	77-64	+13	29-57/19-55	.509/.345	4-17/7-19	.235/.368	15-27/19-26	.556/.731	38/39 (1)	13/6	12/16	6/4	11/7	21/25
Dayton	24/40	24/40	48-80	(32)	17-57/28-60	.298/.467	5-20/9-21	.250/.429	9-17/15-21	.529/.714	34/47 (13)	8/14	20/18	3/6	7/11	20/20
LOUISIANA	55/39	50/54	105-93	+12	32-59/28-61	.542/.459	15-25/11-27	.600/.407	26-35/26-40	.743/.650	32/43 (11)	19/9	11/15	8/5	6/6	30/24
Xavier	24/27	21/37	45-64	(19)	17-55/21-54	.309/.389	5-28/7-23	.179/.304	6-10/15-25	.600/.600	31/47 (16)	6/17	18/18	7/3	5/8	20/18
Wichita State	32/30	32/30	64-60	+4	17-42/19-61	.405/.311	5-20/10-30	.250/.333	25-33/12-18	.758/.667	30/41 (11)	8/10	12/10	4/0	2/4	19/23
Notre Dame	43/39	31/34	74-73	+1	31-57/25-56	.544/.446	6-17/7-14	.353/.500	6-10/16-23	.600/.696	34/32 +2	11/12	12/9	3/3	7/5	22/14
Southern Miss	29/30	29/25	58-55	+3	17-40/21-58	.425/.362	11-29/11-29	.379/.379	13-18/2-4	.722/.500	28/35 (7)	12/12	17/16	6/0	5/6	9/19
Clemson	34/26	17/24	51-50	+1	21-61/18-48	.344/.375	7-20/4-14	.350/.286	2-5/10-14	.400/.714	44/30 +14	14/12	15/11	5/10	7/8	16/13
WINTHROP	32/27	40/33	72-60	+12	28-54/21-56	.519/.375	5-15/5-26	.333/.192	11-17/13-17	.647/.765	40/30 +10	12/6	14/11	2/3	3/4	17/20
OREGON	38/26	30/46	68-72	(4)	23-49/25-58	.469/.431	9-21/6-16	.429/.375	13-20/16-20	.650/.800	30/35 (5)	12/16	14/9	4/3	4/9	16/16
JACKSONVILLE STATE	27/29	28/26	67-59	+8	17-46/22-64	.370/.344	5-24/9-22	.208/.409	28-43/6-8	.651/.750	37/41 (4)	10/10	13/18	7/2	6/5	15/32
NORFOLK STATE	33/28	35/21	68-49	+19	22-48/19-54	.458/.352	11-24/6-22	.458/.273	13-17/5-8	.765/.625	36/29 +7	13/8	13/12	4/5	8/6	12/15
Ole Miss	40/32	26/42	66-74	(8)	22-49/23-55	.449/.418	9-25/4-15	.360/.267	13-18/24-33	.722/.727	30/37 (7)	10/14	19/13	7/2	10/9	24/18

Note: Game totals are displayed in the format TEAM/OPPONENT for each category

2015-16 TEAM GAME-BY-GAME



2015-16 Alabama Basketball
Alabama Team Game-by-Game (as of Jan 07, 2016)
All games



TEAM STATISTICS

Opponent	Date	Score		Total		3-Pointers		Free throws		Rebounds				pf	a	t/o	blk	stl	pts	avg
				fg-fga	pct	3fg-fga	pct	ft-fa	pct	off	def	tot	avg							
KENNESAW STATE	11/13/15	77-64	W	29-57	.509	4-17	.235	15-27	.556	10	28	38	38.0	21	13	12	6	11	77	77.0
at Dayton	11/17/15	48-80	L	17-57	.298	5-20	.250	9-17	.529	11	23	34	36.0	20	8	20	3	7	48	62.5
LOUISIANA	11/20/15	105-93	W	32-59	.542	15-25	.600	26-35	.743	6	26	32	34.7	30	19	11	8	6	105	76.7
vs Xavier	11/26/15	45-64	L	17-55	.309	5-28	.179	6-10	.600	8	23	31	33.8	20	6	18	7	5	45	68.8
vs Wichita State	11/27/15	64-60	W	17-42	.405	5-20	.250	25-33	.758	6	24	30	33.0	19	8	12	4	2	64	67.8
vs Notre Dame	11/29/15	74-73	W	31-57	.544	6-17	.353	6-10	.600	10	24	34	33.2	22	11	12	3	7	74	68.8
at Southern Miss	12/04/15	58-55	W	17-40	.425	11-29	.379	13-18	.722	1	27	28	32.4	9	12	17	6	5	58	67.3
at Clemson	12/13/15	51-50	W	21-61	.344	7-20	.350	2-5	.400	21	23	44	33.9	16	14	15	5	7	51	65.2
WINTHROP	12/16/15	72-60	W	28-54	.519	5-15	.333	11-17	.647	10	30	40	34.6	17	12	14	2	3	72	66.0
OREGON	12/21/15	68-72	L	23-49	.469	9-21	.429	13-20	.650	6	24	30	34.1	16	12	14	4	4	68	66.2
JACKSONVILLE STATE	12/29/15	67-59	Wot	17-46	.370	5-24	.208	28-43	.651	10	27	37	34.4	15	10	13	7	6	67	66.3
NORFOLK STATE	1/2/16	68-49	W	22-48	.458	11-24	.458	13-17	.765	9	27	36	34.5	12	13	13	4	8	68	66.4
at Ole Miss	01/07/16	66-74	L	22-49	.449	9-25	.360	13-18	.722	8	22	30	34.2	24	10	19	7	10	66	66.4
Alabama		863		293-674	.435	97-285	.340	180-270	.667	116	328	444	34.2	241	148	190	66	81	863	66.4
Opponents		853		289-740	.391	96-278	.345	179-257	.696	163	323	486	37.4	257	146	176	46	88	853	65.6

Games played: 13
Points/game: 66.4
FG Pct: 43.5
3FG Pct: 34.0
FT Pct: 66.7

Rebounds/game: 34.2
Assists/game: 11.4
Turnovers/game: 14.6
Assist/turnover ratio: 0.8
Steals/game: 6.2
Blocks/game: 5.1

2015-16 OPPONENT GAME-BY-GAME



2015-16 Alabama Basketball
Alabama Opponent Game-by-Game (as of Jan 07, 2016)
All games



OPPONENT STATISTICS

Opponent	Date	Score	W	Total		3-Pointers		Free throws		Rebounds				pf	a	t/o	blk	stl	pts	avg
				fg-fga	pct	3fg-fga	pct	ft-fa	pct	off	def	tot	avg							
KENNESAW STATE	11/13/15	77-64	W	19-55	.345	7-19	.368	19-26	.731	12	27	39	39.0	25	6	16	4	7	64	64.0
at Dayton	11/17/15	48-80	L	28-60	.467	9-21	.429	15-21	.714	14	33	47	43.0	20	14	18	6	11	80	72.0
LOUISIANA	11/20/15	105-93	W	28-61	.459	11-27	.407	26-40	.650	16	27	43	43.0	24	9	15	5	6	93	79.0
vs Xavier	11/26/15	45-64	L	21-54	.389	7-23	.304	15-25	.600	14	33	47	44.0	18	17	18	3	8	64	75.2
vs Wichita State	11/27/15	64-60	W	19-61	.311	10-30	.333	12-18	.667	19	22	41	43.4	23	10	10	0	4	60	72.2
vs Notre Dame	11/29/15	74-73	W	25-56	.446	7-14	.500	16-23	.696	12	20	32	41.5	14	12	9	3	5	73	72.3
at Southern Miss	12/04/15	58-55	W	21-58	.362	11-29	.379	2-4	.500	10	25	35	40.6	19	12	16	0	6	55	69.9
at Clemson	12/13/15	51-50	W	18-48	.375	4-14	.286	10-14	.714	9	21	30	39.2	13	12	11	10	8	50	67.4
WINTHROP	12/16/15	72-60	W	21-56	.375	5-26	.192	13-17	.765	8	22	30	38.2	20	6	11	3	4	60	66.6
OREGON	12/21/15	68-72	L	25-58	.431	6-16	.375	16-20	.800	10	25	35	37.9	16	16	9	3	9	72	67.1
JACKSONVILLE STATE	12/29/15	67-59	Wot	22-64	.344	9-22	.409	6-8	.750	15	26	41	38.2	32	10	18	2	5	59	66.4
NORFOLK STATE	1/2/16	68-49	W	19-54	.352	6-22	.273	5-8	.625	9	20	29	37.4	15	8	12	5	6	49	64.9
at Ole Miss	01/07/16	66-74	L	23-55	.418	4-15	.267	24-33	.727	15	22	37	37.4	18	14	13	2	9	74	65.6
Opponents		853		289-740	.391	96-278	.345	179-257	.696	163	323	486	37.4	257	146	176	46	88	853	65.6
Alabama		863		293-674	.435	97-285	.340	180-270	.667	116	328	444	34.2	241	148	190	66	81	863	66.4

Games played: 13
Points/game: 65.6
FG Pct: 39.1
3FG Pct: 34.5
FT Pct: 69.6

Rebounds/game: 37.4
Assists/game: 11.2
Turnovers/game: 13.5
Assist/turnover ratio: 0.8
Steals/game: 6.8
Blocks/game: 3.5

2015-16 ALABAMA GAME HIGHS



2015-16 Alabama Basketball
Alabama Team High/Low Analysis (as of Jan 07, 2016)
All games

**Alabama - TEAM GAME HIGHS**

POINTS	105	LOUISIANA (11/20/15)
	77	KENNESAW STATE (11/13/15)
	74	vs Notre Dame (11/29/15)
	72	WINTHROP (12/16/15)
	68	NORFOLK STATE (1/2/16)
	68	OREGON (12/21/15)
FIELD GOALS MADE	32	LOUISIANA (11/20/15)
	31	vs Notre Dame (11/29/15)
FIELD GOAL ATTEMPTS	61	at Clemson (12/13/15)
	59	LOUISIANA (11/20/15)
FIELD GOAL PERCENTAGE	.544 (31-57)	vs Notre Dame (11/29/15)
	.542 (32-59)	LOUISIANA (11/20/15)
3 PT FIELD GOALS MADE	15	LOUISIANA (11/20/15)
	11	NORFOLK STATE (1/2/16)
	11	at Southern Miss (12/04/15)
3 PT FG ATTEMPTS	29	at Southern Miss (12/04/15)
	28	vs Xavier (11/26/15)
3 PT FG PERCENTAGE	.600 (15-25)	LOUISIANA (11/20/15)
	.458 (11-24)	NORFOLK STATE (1/2/16)
FREE THROWS MADE	28	JACKSONVILLE STATE (12/29/15)
	26	LOUISIANA (11/20/15)
FREE THROW ATTEMPTS	43	JACKSONVILLE STATE (12/29/15)
	35	LOUISIANA (11/20/15)
FREE THROW PERCENTAGE	.765 (13-17)	NORFOLK STATE (1/2/16)
	.758 (25-33)	vs Wichita State (11/27/15)
REBOUNDS	44	at Clemson (12/13/15)
	40	WINTHROP (12/16/15)
ASSISTS	19	LOUISIANA (11/20/15)
	14	at Clemson (12/13/15)
STEALS	11	KENNESAW STATE (11/13/15)
	10	at Ole Miss (01/07/16)
BLOCKED SHOTS	8	LOUISIANA (11/20/15)
	7	at Ole Miss (01/07/16)
	7	JACKSONVILLE STATE (12/29/15)
	7	vs Xavier (11/26/15)
TURNOVERS	20	at Dayton (11/17/15)
	19	at Ole Miss (01/07/16)
FOULS	30	LOUISIANA (11/20/15)
	24	at Ole Miss (01/07/16)

2015-16 OPPONENT GAME HIGHS



2015-16 Alabama Basketball
Alabama High/Low Analysis (as of Jan 07, 2016)
All games



Opponent - GAME HIGHS

POINTS	93	LOUISIANA (11/20/15)
	80	at Dayton (11/17/15)
	74	at Ole Miss (01/07/16)
	73	vs Notre Dame (11/29/15)
	72	OREGON (12/21/15)
FIELD GOALS MADE	28	LOUISIANA (11/20/15)
	28	at Dayton (11/17/15)
FIELD GOAL ATTEMPTS	64	JACKSONVILLE STATE (12/29/15)
	61	vs Wichita State (11/27/15)
	61	LOUISIANA (11/20/15)
FIELD GOAL PERCENTAGE	.467 (28-60)	at Dayton (11/17/15)
	.459 (28-61)	LOUISIANA (11/20/15)
3 PT FIELD GOALS MADE	11	at Southern Miss (12/04/15)
	11	LOUISIANA (11/20/15)
3 PT FG ATTEMPTS	30	vs Wichita State (11/27/15)
	29	at Southern Miss (12/04/15)
3 PT FG PERCENTAGE	.500 (7-14)	vs Notre Dame (11/29/15)
	.429 (9-21)	at Dayton (11/17/15)
FREE THROWS MADE	26	LOUISIANA (11/20/15)
	24	at Ole Miss (01/07/16)
FREE THROW ATTEMPTS	40	LOUISIANA (11/20/15)
	33	at Ole Miss (01/07/16)
FREE THROW PERCENTAGE	.800 (16-20)	OREGON (12/21/15)
	.765 (13-17)	WINTHROP (12/16/15)
REBOUNDS	47	vs Xavier (11/26/15)
	47	at Dayton (11/17/15)
ASSISTS	17	vs Xavier (11/26/15)
	16	OREGON (12/21/15)
STEALS	11	at Dayton (11/17/15)
	9	at Ole Miss (01/07/16)
	9	OREGON (12/21/15)
BLOCKED SHOTS	10	at Clemson (12/13/15)
	6	at Dayton (11/17/15)
TURNOVERS	18	JACKSONVILLE STATE (12/29/15)
	18	vs Xavier (11/26/15)
	18	at Dayton (11/17/15)
FOULS	32	JACKSONVILLE STATE (12/29/15)
	25	KENNESAW STATE (11/13/15)

2015-16 ALABAMA GAME LOWS



2015-16 Alabama Basketball
Alabama High/Low Analysis (as of Jan 07, 2016)
All games

**Alabama - GAME LOWS**

POINTS	45	vs Xavier (11/26/15)
	48	at Dayton (11/17/15)
	51	at Clemson (12/13/15)
	58	at Southern Miss (12/04/15)
	64	vs Wichita State (11/27/15)
FIELD GOALS MADE	17	at Dayton (11/17/15)
	17	vs Xavier (11/26/15)
	17	vs Wichita State (11/27/15)
	17	at Southern Miss (12/04/15)
	17	JACKSONVILLE STATE (12/29/15)
FIELD GOAL ATTEMPTS	40	at Southern Miss (12/04/15)
	42	vs Wichita State (11/27/15)
FIELD GOAL PERCENTAGE	.298 (17-57)	at Dayton (11/17/15)
	.309 (17-55)	vs Xavier (11/26/15)
3 PT FIELD GOALS MADE	4	KENNESAW STATE (11/13/15)
	5	at Dayton (11/17/15)
	5	vs Xavier (11/26/15)
	5	vs Wichita State (11/27/15)
	5	WINTHROP (12/16/15)
	5	JACKSONVILLE STATE (12/29/15)
3 PT FG ATTEMPTS	15	WINTHROP (12/16/15)
	17	KENNESAW STATE (11/13/15)
	17	vs Notre Dame (11/29/15)
3 PT FG PERCENTAGE	.179 (5-28)	vs Xavier (11/26/15)
	.208 (5-24)	JACKSONVILLE STATE (12/29/15)
FREE THROWS MADE	2	at Clemson (12/13/15)
	6	vs Xavier (11/26/15)
	6	vs Notre Dame (11/29/15)
FREE THROW ATTEMPTS	5	at Clemson (12/13/15)
	10	vs Xavier (11/26/15)
	10	vs Notre Dame (11/29/15)
FREE THROW PERCENTAGE	.400 (2-5)	at Clemson (12/13/15)
	.529 (9-17)	at Dayton (11/17/15)
REBOUNDS	28	at Southern Miss (12/04/15)
	30	vs Wichita State (11/27/15)
	30	OREGON (12/21/15)
	30	at Ole Miss (01/07/16)
ASSISTS	6	vs Xavier (11/26/15)
	8	at Dayton (11/17/15)
	8	vs Wichita State (11/27/15)
STEALS	2	vs Wichita State (11/27/15)
	3	WINTHROP (12/16/15)
BLOCKED SHOTS	2	WINTHROP (12/16/15)
	3	at Dayton (11/17/15)
	3	vs Notre Dame (11/29/15)
TURNOVERS	11	LOUISIANA (11/20/15)
	12	KENNESAW STATE (11/13/15)
	12	vs Wichita State (11/27/15)
	12	vs Notre Dame (11/29/15)
FOULS	9	at Southern Miss (12/04/15)
	12	NORFOLK STATE (1/2/16)

2015-16 OPPONENT GAME LOWS



2015-16 Alabama Basketball
Alabama High/Low Analysis (as of Jan 07, 2016)
All games

**Opponent - GAME LOWS**

POINTS	49	NORFOLK STATE (1/2/16)
	50	at Clemson (12/13/15)
	55	at Southern Miss (12/04/15)
	59	JACKSONVILLE STATE (12/29/15)
	60	vs Wichita State (11/27/15)
	60	WINTHROP (12/16/15)
FIELD GOALS MADE	18	at Clemson (12/13/15)
	19	KENNESAW STATE (11/13/15)
	19	vs Wichita State (11/27/15)
	19	NORFOLK STATE (1/2/16)
FIELD GOAL ATTEMPTS	48	at Clemson (12/13/15)
	54	vs Xavier (11/26/15)
	54	NORFOLK STATE (1/2/16)
FIELD GOAL PERCENTAGE	.311 (19-61)	vs Wichita State (11/27/15)
	.344 (22-64)	JACKSONVILLE STATE (12/29/15)
3 PT FIELD GOALS MADE	4	at Clemson (12/13/15)
	4	at Ole Miss (01/07/16)
3 PT FG ATTEMPTS	14	vs Notre Dame (11/29/15)
	14	at Clemson (12/13/15)
3 PT FG PERCENTAGE	.192 (5-26)	WINTHROP (12/16/15)
	.267 (4-15)	at Ole Miss (01/07/16)
FREE THROWS MADE	2	at Southern Miss (12/04/15)
	5	NORFOLK STATE (1/2/16)
FREE THROW ATTEMPTS	4	at Southern Miss (12/04/15)
	8	JACKSONVILLE STATE (12/29/15)
	8	NORFOLK STATE (1/2/16)
FREE THROW PERCENTAGE	.500 (2-4)	at Southern Miss (12/04/15)
	.600 (15-25)	vs Xavier (11/26/15)
REBOUNDS	29	NORFOLK STATE (1/2/16)
	30	at Clemson (12/13/15)
	30	WINTHROP (12/16/15)
ASSISTS	6	KENNESAW STATE (11/13/15)
	6	WINTHROP (12/16/15)
STEALS	4	vs Wichita State (11/27/15)
	4	WINTHROP (12/16/15)
BLOCKED SHOTS	0	vs Wichita State (11/27/15)
	0	at Southern Miss (12/04/15)
TURNOVERS	9	vs Notre Dame (11/29/15)
	9	OREGON (12/21/15)
FOULS	13	at Clemson (12/13/15)
	14	vs Notre Dame (11/29/15)

2015-16 ALABAMA INDIVIDUAL GAME HIGHS



2015-16 Alabama Basketball
Alabama Player High/Low Analysis (as of Jan 07, 2016)
All games

**Alabama - INDIVIDUAL GAME HIGHS**

Points	24		Coleman, Justin vs Oregon (12/21/15)
	23		Obasohan, Retin at Ole Miss (01/07/16)
	23		Obasohan, Retin vs Norfolk State (1/2/16)
	23		Obasohan, Retin at Clemson (12/13/15)
	20		Obasohan, Retin at Southern Miss (12/04/15)
	20		Hale, Shannon vs Wichita State (11/27/15)
Field Goals Made	9		Obasohan, Retin vs Norfolk State (1/2/16)
	9		Obasohan, Retin at Clemson (12/13/15)
Field Goal Att.	19		Obasohan, Retin vs Notre Dame (11/29/15)
	17		Obasohan, Retin at Ole Miss (01/07/16)
FG Pct (min 5 made)	.857	(6-7)	Edwards, Arthur vs Notre Dame (11/29/15)
	.833	(5-6)	Taylor, Jimmie vs Winthrop (12/16/15)
	.833	(5-6)	Edwards, Arthur vs Louisiana (11/20/15)
3-Point FG Made	5		Edwards, Arthur at Ole Miss (01/07/16)
	5		Edwards, Arthur vs Norfolk State (1/2/16)
	5		Edwards, Arthur at Southern Miss (12/04/15)
	5		Hale, Shannon vs Louisiana (11/20/15)
3-Point FG Att.	9		Edwards, Arthur vs Norfolk State (1/2/16)
	9		Coleman, Justin vs Louisiana (11/20/15)
3-Pt FG Pct (min 2 made)	1.000	(2-2)	Norris, Riley vs Louisiana (11/20/15)
	.833	(5-6)	Edwards, Arthur at Ole Miss (01/07/16)
	.833	(5-6)	Hale, Shannon vs Louisiana (11/20/15)
Free Throws Made	8		Norris, Riley vs Louisiana (11/20/15)
	7		Obasohan, Retin at Southern Miss (12/04/15)
	7		Ingram, Dazon vs Wichita State (11/27/15)
Free Throw Att.	12		Obasohan, Retin vs Jacksonville State (12/29/15)
	10		Taylor, Jimmie vs Jacksonville State (12/29/15)
	10		Ingram, Dazon vs Wichita State (11/27/15)
	10		Norris, Riley vs Louisiana (11/20/15)
FT Pct (min 3 made)	1.000	(6-6)	Coleman, Justin vs Jacksonville State (12/29/15)
	1.000	(6-6)	Coleman, Justin vs Oregon (12/21/15)
	1.000	(6-6)	Coleman, Justin vs Louisiana (11/20/15)
	1.000	(5-5)	Coleman, Justin vs Winthrop (12/16/15)
	1.000	(4-4)	Edwards, Arthur vs Jacksonville State (12/29/15)
	1.000	(4-4)	Kessens, Michael vs Jacksonville State (12/29/15)
	1.000	(4-4)	Norris, Riley vs Wichita State (11/27/15)
	1.000	(4-4)	Edwards, Arthur vs Wichita State (11/27/15)
Rebounds	11		Norris, Riley vs Jacksonville State (12/29/15)
	11		Taylor, Jimmie vs Winthrop (12/16/15)
Assists	8		Coleman, Justin vs Louisiana (11/20/15)
	6		Coleman, Justin vs Norfolk State (1/2/16)
	6		Coleman, Justin vs Oregon (12/21/15)
Steals	4		Obasohan, Retin vs Norfolk State (1/2/16)
	3		Obasohan, Retin at Ole Miss (01/07/16)
	3		Obasohan, Retin at Southern Miss (12/04/15)
	3		Obasohan, Retin vs Notre Dame (11/29/15)
	3		Coleman, Justin vs Louisiana (11/20/15)
	3		Obasohan, Retin vs Kennesaw State (11/13/15)
Blocked Shots	5		Taylor, Jimmie vs Jacksonville State (12/29/15)
	4		Hall, Donta at Ole Miss (01/07/16)
Turnovers	6		Ingram, Dazon vs Xavier (11/26/15)
	6		Hale, Shannon at Dayton (11/17/15)
Fouls	5		Hall, Donta at Ole Miss (01/07/16)

2015-16 OPPONENT INDIVIDUAL GAME HIGHS



2015-16 Alabama Basketball Alabama Opponent High/Low Analysis (as of Jan 07, 2016) All games



OPPONENT INDIVIDUAL GAME HIGHS

Points	34		BROWN, Yonel vs Kennesaw State (11/13/15)
	25		JOHNSON, Keon vs Winthrop (12/16/15)
	25		Long, Shawn vs Louisiana (11/20/15)
	23		Brooks, Dillon vs Oregon (12/21/15)
	21		Saiz, Sebastian at Ole Miss (01/07/16)
Field Goals Made	21		Moody, Stefan at Ole Miss (01/07/16)
	21		COOKE, Charles at Dayton (11/17/15)
	11		BROWN, Yonel vs Kennesaw State (11/13/15)
	9		Brooks, Dillon vs Oregon (12/21/15)
	9		JOHNSON, Keon vs Winthrop (12/16/15)
Field Goal Att.	9		Long, Shawn vs Louisiana (11/20/15)
	21		BROWN, Yonel vs Kennesaw State (11/13/15)
	16		Long, Shawn vs Louisiana (11/20/15)
FG Pct (min 5 made)	16		RAY, Kendrick vs Kennesaw State (11/13/15)
	.778	(7-9)	NNOKO, Landry at Clemson (12/13/15)
3-Point FG Made	.714	(5-7)	Shepherd, Kasey vs Louisiana (11/20/15)
	4		SHORT, Jeff vs Norfolk State (1/2/16)
3-Point FG Att.	4		BROWN, Yonel vs Kennesaw State (11/13/15)
	10		Register, Hayward vs Louisiana (11/20/15)
	9		BAKER, Ron vs Wichita State (11/27/15)
3-Pt FG Pct (min 2 made)	9		BROWN, Yonel vs Kennesaw State (11/13/15)
	1.000	(3-3)	Steve Vasturia vs Notre Dame (11/29/15)
	1.000	(2-2)	Wright, Jay vs Louisiana (11/20/15)
Free Throws Made	13		Moody, Stefan at Ole Miss (01/07/16)
	8		BROWN, Yonel vs Kennesaw State (11/13/15)
Free Throw Att.	16		Moody, Stefan at Ole Miss (01/07/16)
	10		Long, Shawn vs Louisiana (11/20/15)
	10		Hedgeman, Jay vs Louisiana (11/20/15)
	1.000	(8-8)	BROWN, Yonel vs Kennesaw State (11/13/15)
FT Pct (min 3 made)	1.000	(7-7)	COOKE, Charles at Dayton (11/17/15)
	1.000	(6-6)	JOHNSON, Keon vs Winthrop (12/16/15)
	1.000	(6-6)	Shepherd, Kasey vs Louisiana (11/20/15)
	1.000	(4-4)	Benjamin, Dwayne vs Oregon (12/21/15)
	1.000	(4-4)	Dorsey, Tyler vs Oregon (12/21/15)
	1.000	(4-4)	MACURA, J.P. vs Xavier (11/26/15)
	1.000	(4-4)	Stove, Johnathan vs Louisiana (11/20/15)
	1.000	(3-3)	HOLMES, Avry at Clemson (12/13/15)
Rebounds	16		Saiz, Sebastian at Ole Miss (01/07/16)
	14		Long, Shawn vs Louisiana (11/20/15)
Assists	6		TOWNSER, JaQuail vs Jacksonville State (12/29/15)
	6		Demetrius Jackson vs Notre Dame (11/29/15)
	6		TAYLOR II, Ty vs Wichita State (11/27/15)
	6		SUMNER, Edmond vs Xavier (11/26/15)
	4		SMITH, Scoochie at Dayton (11/17/15)
Steals	3		Brooks, Rasheed at Ole Miss (01/07/16)
	3		TAYLOR, D'Shon vs Norfolk State (1/2/16)
	3		Brooks, Dillon vs Oregon (12/21/15)
	3		GRANTHAM, Donte at Clemson (12/13/15)
	3		FARR, James vs Xavier (11/26/15)
	3		DAVIS, Kyle at Dayton (11/17/15)
	3		BROWN, Yonel vs Kennesaw State (11/13/15)
Blocked Shots	4		NNOKO, Landry at Clemson (12/13/15)
	3		BUNGEI, Preston vs Norfolk State (1/2/16)

GAME 5

ALABAMA 64 WICHITA STATE 60

Nov. 27, 2015 • Orlando, Fla. HP Field House • 4,170

Alabama upset No. 20 Wichita State, 64-60, in the second round of the 2015 AdvoCare Invitational.

The win snapped a 21-game losing streak to ranked opponents and was the first win over a ranked opponent at a neutral site since Nov. 29, 2009, when the Tide beat then-No. 15 Michigan.

The game saw eight ties and nine lead changes, and was not decided until the final 10 seconds.

Alabama started off well when it took an early lead, as the Shockers failed to score for four minutes beginning at the 18:49 mark. The Tide finished the half strong by going on a 14-6 run over the last 3:41 to take a 32-30 lead at intermission.

Wichita State put together an 11-5 run to start the second half and took a 41-39 lead at the 16:13 mark. Alabama had three turnovers in 90 seconds during the run. The Tide then went 1-of-7 shooting over the next six minutes to fall behind 48-45. That would be the largest lead by Wichita State, as Alabama responded with a 9-1 run to grab a 52-49 lead. However, the Shockers answered with back-to-back threes for a 55-52 lead at the nine-minute mark.

The Tide would again respond, this time with back-to-back threes from Shannon Hale and Riley Norris to retake the lead, 58-55, and never trailed again.

Hale finished with 20 points on 6-of-10 shooting and 6-of-7 from the free throw line. Norris added 12 and Ingram scored 11. Ingram was the Tide's leading rebounder with eight boards, while Arthur Edwards added five. The Tide finished shooting a season-best 76 percent at the free throw line.

Alabama 64 player statistics table with columns for Player, FG, 3FG, FT, R, TP, A, MIN.

Alabama 64 summary statistics table for Half (32) and Final.

Wichita State 60 player statistics table with columns for Player, FG, 3FG, FT, R, TP, A, MIN.

Wichita State 60 summary statistics table for Half (30) and Final.

GAME 6

ALABAMA 74 NOTRE DAME 73

Nov. 29, 2015 • Orlando, Fla. HP Field House • 4,633

The Alabama men's basketball team earned its second upset over a top-25 team in three days, taking down No.17 Notre Dame, 74-73, on Nov. 29 at the AdvoCare Invitational in Orlando, Fla.

Senior guard Retin Obasohan finished with a game-high 19 points, and converted a last-second layup to secure the victory, while junior Shannon Hale also had 19. Graduate transfer Arthur Edwards finished with a career-high 15 points and junior forward Michael Kessens led the team with nine rebounds to go along with eight points off the bench.

Alabama set the tone early as Edwards' sparked an 18-3 run over 5:20 of the first half, including a 13-0 stretch as the Tide took a 21-8 lead. Notre Dame answered with a 7-0 run of its own and managed to close the gap to 43-39 at intermission.

The Irish started hot in the second half, using a 10-2 run to take a 49-45 lead with 17:18 to play. From that point on the teams were never separated by more than three points in a game that featured eight ties and nine lead changes.

Notre Dame held a one-point lead, up 73-72, with 28.6 seconds left in the game when forward Zach Auguste, who finished with 16 points, had a chance to pad the Irish's lead at the free throw line. However, he missed both free throw attempts and Alabama called a timeout with 23.5 seconds to play.

The Tide couldn't get anything going out of the timeout, so head coach Avery Johnson called another with 12.6 seconds to play, setting up Obasohan's heroics.

Alabama 74 player statistics table with columns for Player, FG, 3FG, FT, R, TP, A, MIN.

Alabama 74 summary statistics table for Half (43) and Final.

Notre Dame 73 player statistics table with columns for Player, FG, 3FG, FT, R, TP, A, MIN.

Notre Dame 73 summary statistics table for Half (39) and Final.

GAME 7

ALABAMA 58 SOUTHERN MISS 55

Dec. 4, 2015 • Hattiesburg, Miss. Reed Green Coliseum • 3,296

The Alabama men's basketball won its third consecutive game, defeating Southern Miss for its first true road win, 58-55. The Tide used a big 19-4 second half run to hold off the Golden Eagles.

Retin Obasohan led the Tide with a season-high 20 points to go along with five rebounds and three steals. Arthur Edwards set a career high for the second consecutive game, tallying 17 while going 5-of-8 from behind the arc, to go along with five boards. Shannon Hale finished with nine points but struggled offensively, hitting just 3-of-10 shots from the floor on the night.

Trailing by five points, 39-34, at the 15:29 mark of the second half, the Tide used a 19-4 run over the next 8:03 to build a ten-point lead at 53-43 with 7:09 to play. That run included a 12-0 stretch when Southern Miss failed to score for eight minutes while shooting 0-of-9.

Alabama struggled to put the game away, going on a scoring drought of its own. The Tide failed to score for nearly four minutes after taking a 10-point lead and Southern Miss cut the lead down to three in the final seconds. Dazon Ingram had a chance to seal the win, but missed both his free throws. Southern Miss came down and took two three-pointers, but both were off the mark and Alabama walked away with the three-point win.

Southern Miss outscored the Tide 16-10 over the final 10 minutes of the first half. It looked like Alabama would take a 29-27 lead into the locker room, but USM's Khari Price hit a buzzer-beating shot over three quarters of the court to give the Eagles a 30-29 halftime lead - their first halftime lead this season.

The two teams combined to make 22 three-point baskets with each shooting 11-of-29.

Alabama 58 player statistics table with columns for Player, FG, 3FG, FT, R, TP, A, MIN.

Alabama 58 summary statistics table for Half (29) and Final.

Southern Miss 55 player statistics table with columns for Player, FG, 3FG, FT, R, TP, A, MIN.

Southern Miss 55 summary statistics table for Half (30) and Final.

GAME 8

ALABAMA 51 CLEMSON 50

Dec. 13, 2015 • Greenville, S.C. BSW Arena • 7,412

Alabama won its third straight one-possession game, defeating Clemson on the road, 51-50. The victory also marked the Tide's fourth consecutive win away from home.

The Tide finished with a season high 44 rebounds, including 21 on the offensive glass, while senior Retin Obasohan set a career-high with 23 points. His previous career high came against Charleston Southern on Dec. 14, 2013.

The Tide trailed 50-49 with under a minute to play when Shannon Hale stole a pass and took it to the rim for what would be the game-winning dunk. Coleman ran the clock down to just under five seconds before shooting for the win. Avry Holmes' shot fell short and Jaron Blossomgame's put back was no good as the ball went out of bounds, giving the Tide possession with three seconds remaining.

Alabama started the first half well, making its first four three-point shots to take a 16-7 lead on the back of a 13-2 run over a 2:43 stretch. Coleman answered with a 6-0 run to cut the Tide's lead to 19-13. Midway through the half, Alabama went on an 11-2 run over four and half minutes to take a 30-19 lead - it's largest of the game - with 5:36 on the clock.

Clemson slowly chipped away at the deficit for the entire second half and pulled to within four, down 45-41, with 10 minutes to play. From that point on the Tide made just one of its 13 field goal attempts, until Hale's heroics.

Alabama, without leading rebounder Dazon Ingram (5.9 rpg), grabbed 44 boards to Clemson's 30, and is now 2-0 when outrebounding their opponent. Justin Coleman, who started in place of Ingram, finished with a career-best five rebounds.

Alabama 51 player statistics table with columns for Player, FG, 3FG, FT, R, TP, A, MIN.

Alabama 51 summary statistics table for Half (34) and Final.

Clemson 50 player statistics table with columns for Player, FG, 3FG, FT, R, TP, A, MIN.

Clemson 50 summary statistics table for Half (26) and Final.

GAME 13

ALABAMA 66
OLE MISS 74

Jan. 7, 2016 • Oxford, Miss.
The Pavilion at Ole Miss • 9,500

Alabama began conference play with a loss at Ole Miss (11-3, 1-1 SEC). The Crimson Tide controlled the first half but let the game get away in the second thanks to being outscored 42-26 after the break.

The Rebels, opening their new facility The Pavilion, took an early 25-15 lead on the back of a 7-0 run and 6-of-8 free throw shooting. Alabama (9-4, 0-1 SEC) responded with a 25-7 run over the last 8:36 of the first half to take a 40-32 lead. Senior guard Retin Obasohan and graduate transfer Arthur Edwards each scored 14 points in the opening frame. The Tide defense held Ole Miss to just 33 percent shooting and recorded five steals.

Alabama came out cold in the second half and allowed the Rebels to tie the game at 44 with a 12-4 run over the first six minutes. Ole Miss would spark an 11-0 run a few minutes later to take a 59-52 advantage with 6:55 to play. The Tide stayed close and pulled within two points, down 65-63 with 2:59 on the clock, but a 6-0 run from the Rebels would see Alabama fall eight points back with just 1:26 left.

The Tide defense finished with 10 steals and seven blocks, but got into foul trouble early. Four players were each charged with four fouls and Donta Hall fouled out. Hall had four blocks.

Alabama made nine three-pointers as Edwards matched his career high with five. Edwards joined Obasohan in matching their career highs in scoring. Obasohan put up 23 points to lead Alabama and Edwards added 17. Michael Kessens, who led the team with seven rebounds, scored 10 points.

ALABAMA 66

Player	FG	3FG	FT	R	TP	A	MIN
Kessens - F	3-5	0-0	4-6	7	10	1	26
Taylor - F	1-4	0-0	0-1	2	2	0	13
Edwards - G	6-8	5-6	0-0	4	17	2	35
Coleman - G	3-9	2-7	0-0	1	8	2	37
Obasohan - G	8-17	1-6	6-7	6	23	4	39
Norris	0-2	0-2	2-2	4	2	1	27
Hale	1-4	1-4	1-2	2	4	0	15
Hall	0-0	0-0	0-0	2	0	0	8
TEAM	2						
Totals	22-49	9-25	13-18	30	66	10	200

	Half (40)	Final
FG%	.500 (13-26)	.449
3FG%	.538 (7-13)	.360
FT%	.636 (7-11)	.722

OLE MISS 74

Player	FG	3FG	FT	R	TP	A	MIN
Saiz - F	8-13	0-0	5-6	16	21	0	38
Gielo - F	4-12	2-5	2-3	1	12	4	36
Newby - G	1-4	0-1	1-4	3	3	4	31
Brooks - G	4-8	0-2	2-2	4	10	1	32
Moody - G	3-9	2-5	13-16	2	21	2	37
Hymon	1-3	0-0	0-0	1	2	1	4
Perez	1-3	0-2	1-2	4	3	2	18
Fitzpatrick-Dorsey	1-3	0-0	0-0	2	2	0	4
TEAM	4						
Totals	23-55	4-15	24-33	37	74	14	200

	Half (32)	Final
FG%	.333 (9-27)	.418
3FG%	.333 (3-9)	.267
FT%	.647 (11-17)	.727

RADIO-TV CHART



0
6-7 • 225 • Jr. Forward
NICK KING
Memphis, Tenn.
(Memphis)




1
6-7 • 203 • So. Forward
RILEY NORRIS
Albertville, Ala.
(Albertville HS)



2
5-11 • 160 • Fr. Guard
LAWSON SCHAFFER
Cullman, Ala.
(Cullman HS)



3
6-9 • 228 • Jr. Forward
MICHAEL KESSENS
Nyon, Switzerland
(Longwood)



4
6-6 • 217 • Sr.-TR Guard
ARTHUR EDWARDS
Washington, D.C.
(New Mexico)



5
5-10 • 168 • So. Guard
JUSTIN COLEMAN
Birmingham, Ala.
(Wenonah HS)



10
6-10 • 248 • Jr. Forward
JIMMIE TAYLOR
Greenwood, Ala.
(Greenwood HS)



11
6-8 • 233 • Jr. Forward
SHANNON HALE
Johnson City, Tenn.
(Christ School)



12
6-5 • 205 • Fr. Guard
DAZON INGRAM
Theodore, Ala.
(Theodore HS)




13
5-11 • 187 • So. Guard
AVERY JOHNSON JR.
Houston, Texas
(Texas A&M)



23
6-4 • 197 • Fr. Guard
BRANDON AUSTIN
Montgomery, Ala.
(Carver Montgomery HS)



24
6-6 • 210 • So. Forward
CHRISTIAN CLARK
Chester, Va.
(Thomas Dale HS)



32
6-2 • 210 • Sr. Guard
RETIN OBASOHAN
Antwerp, Belgium
(K.A. Redingehof Leuven)



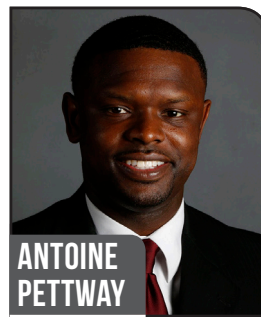
35
6-9 • 224 • Fr. Forward
DONTA HALL
Luverne, Ala.
(Luverne HS)




AVERY JOHNSON
Head Coach First Season
SOUTHERN, 1988



BOB SIMON
Assoc. Head Coach First Season
EASTERN MICHIGAN, 1989



ANTOINE PETTWAY
Asst. Coach Eighth Season
ALABAMA, 2004



SCOTT POSPICHAL
Asst. Coach First Season
FLORIDA SOUTHERN, 1983