



KANSAS

@kuhoops
#kuball
#PayHeed

KANSAS BASKETBALL GAME NOTES

KANSAS COMMUNICATIONS

JAYHAWKS

16-4
OVERALL

#4
RANK (AP)

Bill Self
HEAD COACH

5-3
BIG 12

#3
RANK (COACHES)

368-82 (.820)
RECORD AT KU, 13TH SEASON



-VS-



16-4
OVERALL

#20
RANK (AP)

John Calipari
HEAD COACH

6-2
SEC

#19
RANK (COACHES)

206-42 (.831)
RECORD AT UK, 7TH SEASON

WILDCATS

SCHEDULE

OVERALL 16-3 | BIG 12 5-2
H 11-0 | A 2-2 | N 3-1

DATE	KU RANK	OPP RANK	OPPONENT	TV	TIME/RESULT
N.13	4/5	-/-	NORTHERN COLO. &	JTV/ESPN3	W, 109-72
<i>State Farm Champions Classic (Chicago, Ill. - United Center)</i>					
N.17	4/5	13/13	vs. Michigan State	ESPN	L, 73-79
<i>Mau Jim Maui Invitational (Lahaina, Hawai'i - Lahaina Civic Center)</i>					
N.23	5/7	-/-	vs. Chaminade	ESPNU	W, 123-72
N.24	5/7	-/-	vs. UCLA	ESPN	W, 92-73
N.25	5/7	19/16	vs. Vanderbilt	ESPN	W, 70-63
D.1	4/6	-/-	LOYOLA (MD.)	JTV/ESPN3	W, 94-61
D.5	4/6	-/-	HARVARD	ESPN2	W, 75-69
D.9	2/7	-/-	HOLY CROSS	JTV/ESPN3	W, 92-59
<i>Jayhawk Shootout (Kansas City, Mo. - Sprint Center)</i>					
D.12	2/7	-/-	OREGON STATE	ESPN2	W, 82-67
D.19	2/5	-/-	MONTANA	JTV/ESPN3	W, 88-46
D.22	2/3	-/-	at San Diego State	CBS S.N.	W, 70-57
D.29	2/3	-/-	UC IRVINE	ESPNU	W, 78-53
J.2	2/3	23/21	BAYLOR *	CBS	W, 102-74
J.4	1/2	2/1	OKLAHOMA *	ESPN	W 30T, 109-106
J.9	1/2	rv/rv	at Texas Tech *	ESPNU	W, 69-59
J.12	1/1	11/10	at West Virginia *	ESPN2	L, 63-74
J.16	1/1	-/-	TCU *	ESPN	W, 70-63
J.19	3/3	-/-	at Oklahoma State *	ESPN2	L, 67-86
J.23	3/3	-/-	TEXAS *	ESPN	W, 76-67
J.25	3/3	19/21	at Iowa State *	ESPN	L, 72-85
<i>Big 12 / SEC Challenge (ESPN College GameDay)</i>					
J.30			KENTUCKY	ESPN	6 p.m.
F.3			KANSAS STATE *	ESPN2	8 p.m.
F.6			at TCU *	ESPN/2	11 a.m.
F.9			WEST VIRGINIA *	ESPN2	6 p.m.
F.13			at Oklahoma *	ESPN/2	1 p.m.
F.15			OKLAHOMA STATE *	ESPN	8 p.m.
F.20			at Kansas State *	ESPN/2	5 p.m.
F.23			at Baylor *	ESPN2	7 p.m.
F.27			TEXAS TECH *	ESPN/2	11 a.m. or 1 p.m.
F.29			at Texas *	ESPN	8 p.m.
M.5			IOWA STATE *	ESPN/2	TBA
<i>Phillips 66 Big 12 Championship (Kansas City, Mo. - Sprint Center)</i>					
M.9			First Round	ESPNU	6 or 8 p.m.
M.10			Quarterfinals	ESPN2/U	TBA
M.11			Semifinals	ESPN/2	6 or 8 p.m.
M.12			Championship	ESPN	5 p.m.
M.13			NCAA Selection Show (CBS)		

All times Central and subject to change.

* Big 12 Conference game
& Maui Jim Maui Invitational Opening Round

COMMUNICATIONS

CHRIS THEISEN
Asst. AD for Comm.
e theisen@ku.edu
c 785.331.9356

BRIAN KARST
Asst. Comm. Director
e brian.karst@ku.edu
c 785.551.0355

HOW THEY COMPARE

(NCAA Statistic Rankings through Jan. 27)

KANSAS		-VS-	KENTUCKY	
13th	83.7	SCORING	77.9	80th
21st	48.6	FG%	47.1	44th
5th	43.0	3FG%	32.7	250th
71st	39.0	REBOUNDS	39.8	46th
29th	16.7	ASSISTS	13.6	164th
106th	4.1	BLOCKS	5.8	14th
136th	69.3	SCORING DEFENSE	66.4	57th
66th	40.5	FG% DEFENSE	40.1	50th
195th	34.6	3FG% DEFENSE	31.8	69th
41st	5.6	REBOUND MARGIN	7.7	25th
73rd	2.0	TURNOVER MARGIN	1.3	107th
37th	1.4	AST-TO RATIO	1.1	138th

GAME 21 KANSAS vs. KENTUCKY
Big 12/SEC Challenge · ESPN College GameDay
Lawrence, Kan. · Allen Fieldhouse (16,300)
6 p.m. CT · Saturday, Jan. 30, 2016

KU SERIES AT A GLANCE

OVERALL	Kentucky leads, 22-6
KU at Home	UK, 7-4
Regular Season	UK, 20-5
Bill Self vs. Kentucky (at KU)	3-4 (3-3)
Current KU Streak (Home)	L3 (W3)

ESPN

TV: ESPN
Play-by-Play: Dan Shulman
Analyst: Jay Bilas
Reporter: Shannon Spake
Producer: Phil Dean
Director: Doug Holmes

JAYHAWK RADIO NETWORK

Radio: IMG Jayhawk Radio Network
Webcast: KUAthletics.com/Radio
Sirius: 84
XM: 84
Play-by-Play: Bob Davis
Analyst: Greg Gurley
Producer/Engineer: Bob Newton

LAST GAME STARTERS

0	MASON III JR • GUARD	4	GRAHAM SO • GUARD	1	SELDEN JR. JR • GUARD	34	ELLIS SR • FORWARD	33	LUCAS JR • FORWARD
MIN	32.6	MIN	31.6	MIN	29.7	MIN	29.9	MIN	14.0
PPG	13.4	PPG	10.5	PPG	14.6	PPG	16.7	PPG	4.0
FG%	.419	FG%	.440	FG%	.502	FG%	.502	FG%	.587
3FG%	.390	3FG%	.427	3FG%	.467	REB	6.6	REB	5.2
AST	4.8	AST	3.7	AST	2.7	BLK	0.5	BLK	0.3

NUMERICAL ROSTER

#	NAME	POS	HT	WT	YR-EXP	HOMETOWN / LAST SCHOOL
0	Frank Mason III	G	5-11	185	Jr.-2L	Petersburg, Virginia / Massanutten Military Academy
1	Wayne Selden Jr.	G	6-5	230	Jr.-2L	Roxbury, Massachusetts / Tilton School [N.H.]
2	Lagerald Vick	G	6-5	175	Fr.-HS	Memphis, Tennessee / Douglass HS
4	Devonte' Graham	G	6-2	175	So.-1L	Raleigh, North Carolina / Brewster Academy [N.H.]
5	Evan Manning	G	6-3	170	Sr.-3L	Lawrence, Kansas / New Hampton Prep [N.H.]
10	Sviatoslav Mykhailiuk	G	6-8	195	So.-1L	Cherkasy, Ukraine / Cherkasy First City Gymnasia
11	Tyler Self	G	6-2	165	Jr.-2L	Lawrence, Kansas / Free State HS
13	Cheick Diallo	F	6-9	220	Fr.-HS	Kayes, Mali, Africa / Our Savior New American HS [N.Y.]
14	Brannen Greene	G	6-7	215	Jr.-2L	Juliette, Georgia / Tift County HS
15	Carlton Bragg Jr.	F	6-9	220	Fr.-HS	Cleveland, Ohio / Villa Angela-St. Joseph HS
21	Clay Young	F	6-5	205	So.-SQ	Lansing, Kansas / Lansing HS / Kansas City Kansas CC
*22	Dwight Coleby	F	6-9	240	Jr.-TR	Nassau, Bahamas / Piney Woods HS / Ole Miss
31	Jamari Traylor	F	6-8	220	Sr.-3L	Chicago, Illinois / IMG Academy [Fla.]
33	Landen Lucas	F	6-10	240	Jr.-2L	Portland, Oregon / Westview HS
34	Perry Ellis	F	6-8	225	Sr.-3L	Wichita, Kansas / Wichita Heights HS
42	Hunter Mickelson	F	6-10	245	Sr.-1L	Jonesboro, Arkansas / Westside HS / Arkansas

*Dwight Coleby will sit out 2015-16 due to transfer rules

COACHING STAFF

NAME	POSITION // YEAR AT KU	ALMA MATER // YEAR
Bill Self	Head Coach // 13th	Oklahoma State // 1985
Kurtis Townsend	Assistant Coach // 12th	Western Kentucky // 1982
Norm Roberts	Assistant Coach // 5th	Queens College // 1987
Jerrance Howard	Assistant Coach // 3rd	Illinois // 2004
Brennan Bechard	Dir. of Operations // 7th	Kansas // 2009
James Cox	Video Coordinator // 2nd	Kansas // 2012
Fred Quartlebaum	Dir. of S-A Development // 3rd	Fordham // 1989
Aaron Miles	Asst. Dir. of S-A Dev. // 1st	Kansas // 2005

PRONUNCIATION GUIDE

Cheick Diallo	Shek Dee-a-low
Devonte' Graham	Duh-VON-tae
Sviatoslav Mykhailiuk	Sviat-is-slov Meh-Ky-luke
Jamari Traylor	Juh-MAR-ee
Lagerald Vick	LA-jer-ald

RADIO / TV ROSTER



0 FRANK MASON III
Jr. / G / 5-11 / 185
Petersburg, Va.




1 WAYNE SELDEN JR.
Jr. / G / 6-5 / 230
Roxbury, Mass.



2 LAGERALD VICK
Fr. / G / 6-5 / 175
Memphis, Tenn.




4 DEVONTE' GRAHAM
So. / G / 6-2 / 175
Raleigh, N.C.



5 EVAN MANNING
Sr. / G / 6-3 / 170
Lawrence, Kan.



10 SVIATOSLAV MYKHAILIUK
So. / G / 6-8 / 195
Cherkasy, Ukraine



11 TYLER SELF
Jr. / G / 6-2 / 165
Lawrence, Kan.



13 CHEICK DIALLO
Fr. / F / 6-9 / 220
Kayes, Mali, Africa



14 BRANNEN GREENE
JR. / G / 6-7 / 215
Juliette, Ga.



15 CARLTON BRAGG JR.
Fr. / F / 6-9 / 220
Cleveland, Ohio




21 CLAY YOUNG
So. / F / 6-5 / 205
Lansing, Kan.



22 DWIGHT COLEBY
Jr. / F / 6-9 / 240
Nassau, Bahamas




31 JAMARI TRAYLOR
Sr. / F / 6-8 / 220
Chicago, Ill.



33 LANDEN LUCAS
Jr. / F / 6-10 / 240
Portland, Ore.



34 PERRY ELLIS
Sr. / F / 6-8 / 225
Wichita, Kan.



42 HUNTER MICKELSON
Sr. / F / 6-10 / 245
Jonesboro, Ark.



BILL SELF
Head Coach
13th Year at Kansas



KURTIS TOWNSEND
Assistant Coach
12th Year at Kansas



NORM ROBERTS
Assistant Coach
Fifth Year at Kansas



JERRANCE HOWARD
Assistant Coach
Third Year at Kansas



BRENNAN BECHARD
Director of Operations
Seventh Year at Kansas



JAMES COX
Video Coordinator
Second Year at Kansas



FRED QUARTLEBAUM
Director of Student-Athlete Development
Third Year at Kansas



AARON MILES
Asst. Director of Student-Athlete Development
First Year at Kansas

SETTING THE STAGE

The top-two winningest programs in college basketball will square off as No. 3/3 Kansas 16-4, 5-3) steps out of conference play when it plays host to fellow blue blood No. 20/19 Kentucky (16-4, 6-2) on Saturday, Jan. 30, at 6 p.m. on ESPN in the Big 12/SEC Challenge. KU is looking to rebound from an 85-72 loss at No. 14/16 Iowa State on Jan. 25. The Jayhawks have a 34-game winning streak in Allen Fieldhouse. Kentucky brings a three-game winning streak to Lawrence after defeating former Big 12 rival Missouri, 88-54, on Jan. 30 in Lexington.

COLLEGE GAMEDAY RETURNS

ESPN *College GameDay* will originate from Allen Fieldhouse for the seventh time before Saturday's Kansas-Kentucky game. The event is free and doors will open at 6:30 a.m., with SportsCenter hits leading up to the show from 10-11 a.m.

The weekly-traveling telecast also visited Lawrence in 2005, 2007, 2008, 2011 and 2013. Next Saturday marks the 12th time the Jayhawks will be featured on GameDay, with appearances as the road team in 2006, 2010, 2012, 2014, and 2015.

KANSAS JAYHAWKS GIGAPIXEL PHOTO

On Saturday, an ultra-high-resolution 360-degree photo will be taken immediately following the alma mater and the Rock Chalk Chant which begins at the 12-minute mark on the pregame clock. The image will be over 26 billion pixels in size. Fans, who will be provided complimentary extra-large crimson, blue, or white T-shirt upon arrival to their seats, will need to make sure they dressed in their designated colors and in their seats pregame to ensure that they are in the photograph.

COACHES VS. CANCER SUITS & SNEAKERS

Kansas and Kentucky will be participating Coaches vs. Cancer Suits and Sneakers Awareness Week, Jan. 25-31, 2016. The week is a collaborative initiative of the National Association of Basketball Coaches (NABC) and the American Cancer Society where more than 4,000 high school and college men's basketball coaches and staffs will swap their dress shoes for sneakers with their usual attire during games. One can show their support by visiting cancer.org.

BIG 12 / SEC CHALLENGE

This year marked the first time all 10 games in the Big 12/SEC Challenge will take place in one day. The Big 12 has won the event each of its first two seasons, winning six of 10 matchups in 2014 and posting a 7-3 mark in 2013. Kansas is 1-1 in the Big 12/SEC Challenge, having split with Florida as both teams claimed home victories. Dating back to 2007 against the Pac-10, the Big 12 is 41-27 in its last two conference challenges, with Kansas posting a 4-2 record (1-1 vs. Arizona, 2-0 vs. UCLA, 1-1 vs. Florida) in those.

KANSAS-KENTUCKY QUICK HITS

- These are the top-two winningest programs in NCAA Division I college basketball with Kentucky first at 2,194 wins and Kansas second at 2,169 victories.
- The blue-blood programs combine for 31 Final Fours with Kentucky at 17 and Kansas at 14.
- KU head coach **Bill Self** was a graduate assistant at Kansas under Larry Brown in 1985-86. Kentucky coach **John Calipari** was an assistant coach at Kansas from 1982-85.
- This will be the fifth meeting between **Bill Self** and **John Calipari**. Self's Kansas team won the 2008 NCAA National Championship over Calipari's Memphis team, 75-68 in overtime, in San Antonio. Calipari's team has won the last three meetings. In 2011-12, Kentucky defeated Kansas twice: 75-65 in the State Farm Champions Classic at Madison Square Garden on Nov. 15, 2011, and 67-59 in the NCAA Championship game, April 2, 2012, in New Orleans. Last year, Kentucky defeated Kansas, 72-40, in the Champions Classic on Nov. 18, 2014, in Indianapolis.
- Kansas leads the NCAA in conference men's basketball titles with 58, including the last 11-straight Big 12 titles. Kentucky is second with 46 SEC titles.
- Both schools' facilities are named after KU greats. Kentucky's Rupp Arena is named after **Adolph Rupp**, a native of Halstead, Kansas, and a KU graduate who played at Kansas in 1923 under coach **F.C. "Phog" Allen**, of which Allen Fieldhouse is named.



ALL-TIME SERIES

OVERALL	KENTUCKY LEADS, 22-6
Home	4-7
Away	1-7
Neutral Sites	1-8
Bill Self vs. Kentucky (at KU)	3-4 (3-3)
Longest KU Winning Streak	W3 (2005-07)
Longest KU Losing Streak	L11 (1974-84)
Largest Margin of Victory	+55 (1989)
Largest Margin of Defeat	-37 (1974)
Most Points Scored (Home)	150 (1989)
Most Points Scored (Away)	85 (1969)
Most Points Allowed (Home)	95 (1989)
Most Points Allowed (Away)	115 (1969)

ALL-TIME SERIES MEETINGS

12/16/1950	Lexington, Ky	L	39-68
12/14/1959	Lawrence	L	72-77
12/06/1969	Lexington, Ky	L	85-115
12/04/1971	Lawrence	L	69-79
12/23/1972	Lexington, Ky	L	71-77
12/03/1973	Lawrence	W	71-63
12/23/1974	Louisville, Ky	L	63-100
12/13/1975	Lawrence	L	48-54
12/11/1976	Lexington, Ky	L	63-90
12/10/1977	Lawrence	L	66-73
12/09/1978	Lexington, Ky	L	66-67
12/12/1979	Lawrence	L	56-57
12/13/1980	Lexington, Ky	L	73-87
12/12/1981	Lawrence (ot)	L	74-77
12/29/1982	Louisville, Ky	L	62-83
12/10/1983	Lawrence	L	50-72
12/31/1984	Louisville, Ky	L	89-92
12/14/1985	Lawrence	W	83-66
12/09/1989	Lawrence	W	150-95
12/08/1990	Lexington, Ky	L	71-88
12/01/1998	Chicago*	L	45-63
03/14/1999	New Orleans (ot)^	L	88-92
01/09/2005	Lexington, Ky	W	65-59
01/07/2006	Lawrence	W	73-46
03/18/2007	Chicago\$	W	88-76
11/15/2011	New York&	L	65-75
04/02/2012	New Orleans@	L	59-67
11/18/2014	Indianapolis&	L	40-72

*Great Eight
 ^NCAA Midwest Regional
 \$NCAA West Regional
 &Champions Classic
 @NCAA Championship

KENTUCKY WILDCATS

#	NAME	POS	HT	WT	YR	HOMETOWN / LAST SCHOOL
00	Marcus Lee	F	6-9	224	Jr.	Antioch, Calif. / Deer Valley
1	Skaf Labissiere	F	6-11	225	Fr.	Port-au-Prince, Haiti / Lausanne Collegiate School
3	Tyler Ulis	G	5-9	160	So.	Chicago, Ill. / Marian Catholic
4	Charles Matthews	G	6-6	189	Fr.	Chicago, Ill. / St. Rita High School
10	Jonny David	G	6-2	175	Fr.	Pittsburgh, Pa. / Mt. Lebanon
11	Mychal Mulder	G	6-4	185	Jr.	Windsor, Ontario / Vincennes University
13	Isaiah Briscoe	G	6-3	202	Fr.	Newark, N.J. / Roselle Catholic
14	Tai Wynyard	F	6-10	255	Fr.	Auckland, New Zealand / Rangitoto College
15	Isaac Humphries	F	7-0	260	Fr.	Sydney, Australia / La Lumiere School
22	Alex Poythress	F	6-8	230	Sr.	Clarksville, Tenn. / Northeast
23	Jamal Murray	G	6-4	207	Fr.	Kitchener, Ontario / Athlete Institute
24	EJ Floreal	G	6-4	203	Jr.	Palo Alto, Calif. / Dunbar
25	Dominique Hawkins	G	6-0	190	Jr.	Richmond, Ky. / Madison Central
32	Dillon Pulliam	G	6-3	180	So.	Cynthiana, Ky. / Transylvania University
35	Derek Willis	F	6-9	220	Jr.	Mt. Washington, Ky. / Bullitt East

Head Coach John Calipari (Clarion State, 1982)
 Associate Head Coach Kenny Payne
 Assistant Coaches Tony Barbee, John Robic

MEDIA INFORMATION

Weekly Press Conference

Bill Self will conduct press conferences throughout the season. Media members should contact the communications office for accurate dates and times. Video of the press conference will stream live on KUAthletics.com. The 2015-16 press conference schedule: Jan. 28; Feb. 1, Feb. 11, Feb. 18, Feb. 25, March 3, March 7, March 13.

Big 12 Teleconference

The Big 12 Conference conducts weekly interviews with every league head coach throughout the season. Bill Self's scheduled time is from 10:00-10:08 a.m. each week. Contact the Big 12 office for the appropriate phone number and for the entire lineup of coaches' times. Remaining schedule: Jan. 25, Feb. 1, Feb. 8, Feb. 15, Feb. 22, Feb. 29, March 7, March 14.

Hawk Talk Radio Show

Hawk Talk, Bill Self's radio show, airs every Monday during the season from 6-7 p.m. starting Nov. 2, on most Jayhawk Radio Network stations. Hawk Talk will originate from the Salty Iguana in Lawrence. Remaining schedule: Jan. 26; Feb. 1, Feb. 8, Feb. 16, Feb. 24, March 1, March 7.

Credentials

Please apply at KUAthletics.com/media

JAYHAWK IMG RADIO NETWORK AFFILIATES

Abilene/Salina	KSAJ98.5 -FM
Concordia	KNCK-94.9 FM
Dodge City	KZRD-93.9 FM
Emporia	KVOE-1400 AM
Fort Scott	KMDO-1600 AM
Fort Scott	KOMB-103.9 FM
Garden City/Leoti	KBUF-1030 AM
Glen Elder/Beloit	KZDY-96.3 FM
Goodland/Colby	KWGB-97.9 FM
Great Bend/Larned	KBGL-106.9 FM
Hays	KAYS-1400 AM
Hutchinson	KSKU-94.7 FM
Iola	KIOL-1370 AM
Kansas City	KCSP-610 AM
Lawrence	KLWN-1320 AM
Lawrence	KKSW-105.9 FM
Liberal	KSCB-1270 AM
Marysville	KNDY-95.5 FM
Parsons	KLKC-1540 AM
Parsons	KLKC-93.5 FM
Phillipsburg	KKAN-1490 AM
Phillipsburg	KQMA-92.5 FM
Russell	KRSL-990 AM
Topeka	KMAJ-1440 AM
Topeka	KWIC-99.3 FM
Wellington	KWME-93.5 FM
Wichita	KFH-1240 AM
Wichita/Clearwater	KFH-98.7 FM
Winfield	KKLE-1550 AM

ASSOCIATED PRESS (AP)

Jan. 25

RANK	SCHOOL (FIRST-PLACE VOTES)	RECORD	POINTS
1	Oklahoma (36)	16-2	1,592
2	North Carolina (29)	18-2	1,586
3	Iowa	16-3	1,473
4	KANSAS	16-3	1,369
5	Texas A&M	17-2	1,332
6	Villanova	17-3	1,261
7	Xavier	17-2	1,186
8	Maryland	17-3	1,111
9	West Virginia	16-3	1,105
10	Providence	17-3	1,005
11	Virginia	15-4	903
12	Michigan State	17-4	869
13	SMU	18-1	838
14	Iowa State	15-4	792
15	Miami (FL)	15-3	753
16	Louisville	16-3	719
17	Baylor	15-4	594
18	Arizona	16-4	502
19	Indiana	17-3	466
20	Kentucky	15-4	403
21	Purdue	17-4	328
22	Wichita St	14-5	151
23	Oregon	16-4	149
24	Duke	15-5	145
25	Notre Dame	14-5	136

Others receiving votes:

Dayton 77, South Carolina 74, Saint Mary's 42, Pittsburgh 38, USC 27, Butler 26, Clemson 18, VCU 17, Valparaiso 9, Hawaii 9, Connecticut 5, Utah 5, UAB 4, Chattanooga 2, Michigan 1, Colorado 1, Grand Canyon 1, Navy 1

WEEK-BY-WEEK RANKINGS

WEEK	AP	COACHES	NCAA RPI
Preseason	4 (5)	5 (1)	-
Nov. 16	4 (5)	5 (2)	-
Nov. 23	5	7	-
Nov. 30	4	6	26
Dec. 7	2 (1)	7	67
Dec. 14	2 (1)	5	39
Dec. 21	2 (1)	3	31
Dec. 28	2 (1)	3 (1)	24
Jan. 4	1 (44)	2 (11)	10
Jan. 11	1 (63)	1 (32*)	3
Jan. 18	3	3 (1)	4
Jan. 25	4	3	3
Feb. 1			
Feb. 8			
Feb. 15			
Feb. 22			
Feb. 29			
March 7			
March 14			
Final			

() - first-place votes in parenthesis
* - received all first-place votes

USA TODAY (COACHES)

Jan. 25

RANK	SCHOOL (FIRST-PLACE VOTES)	RECORD	POINTS
1	North Carolina (23)	18-2	791
2	Oklahoma (9)	16-2	766
3	KANSAS	16-3	680
4	Iowa	16-3	677
5	Texas A&M	17-2	650
6	Villanova	17-3	591
7	Maryland	17-3	581
8	Xavier	17-2	580
9	West Virginia	16-3	503
10	Providence	17-3	452
11	Michigan State	17-4	445
12	Virginia	15-4	430
13	Miami (FL)	15-3	412
14	Louisville	16-3	384
15	Arizona	16-4	341
16	Iowa State	15-4	312
17	Indiana	17-3	290
18	Baylor	15-4	281
19	Kentucky	15-4	242
20	Duke	15-5	183
21	Purdue	17-4	150
22	South Carolina	17-2	137
23	Pittsburgh	16-3	118
24	Oregon	16-4	90
25	Wichita St	14-5	60

Others receiving votes:

Dayton 49, Saint Mary's 31, Clemson 30, Notre Dame 20, Gonzaga 17, Butler 15, USC 14, Connecticut 11, California 10, Michigan 10, Washington 7, LSU 6, VCU 6, Valparaiso 6, Arkansas-Little Rock 5, UAB 4, Utah 4, Texas 3, Monmouth 3, Saint Joseph's 2, Oregon State 1

RANKINGS BREAKDOWN

WEEK	AP	COACHES
Weeks in Top 25	706 (221)	478 (234)
Weeks out of Top 25	403 (21)	35 (20)
Weeks in Top 10	501 (159)	375 (172)
Weeks in Top 5	298 (92)	252 (106)
Weeks at No. 1	61 (22)	54 (23)
Most Consecutive Weeks in Top 25	145 (135*)	151 (127)
Most Consecutive Weeks at No. 1	15 (9)	15 (9)
W-L vs Top 25	194-181 (63-38)	-
W-L vs Top 25 (H)	77-44 (31-4)	-
W-L vs Top 25 (A)	41-71 (13-17)	-
W-L vs Top 25 (N)	73-67 (18-18)	-
W-L vs Top 10	82-104 (29-16)	-
W-L vs Top 10 (H)	32-31 (13-2)	-
W-L vs Top 10 (A)	16-34 (6-6)	-
W-L vs Top 10 (N)	34-39 (10-8)	-

() - Bill Self era in parenthesis
* - current streak

BIG 12 STANDINGS

TEAM	BIG 12						OVERALL					
	RECORD	PCT	HOME	AWAY	NEUTRAL	STREAK	RECORD	PCT	HOME	AWAY	NEUTRAL	STREAK
Oklahoma	6-2	.750	4-0	2-2	0-0	W2	17-2	.895	10-0	4-2	3-0	W2
West Virginia	6-2	.750	3-1	3-1	0-0	W2	17-3	.850	10-1	4-1	3-1	W2
Baylor	6-2	.750	3-1	3-1	0-0	W1	16-4	.800	12-1	3-3	1-0	W1
Iowa State	5-3	.625	3-1	2-2	0-0	W4	16-4	.800	10-1	3-2	3-1	W4
KANSAS	5-3	.625	4-0	1-3	0-0	L1	16-4	.800	11-0	2-3	3-1	L1
Texas	5-3	.625	4-0	1-3	0-0	W1	13-7	.650	10-1	2-3	1-3	W1
Texas Tech	2-6	.250	1-3	1-3	0-0	L2	12-7	.632	9-3	1-3	2-1	L2
Kansas State	2-6	.250	2-2	0-4	0-0	L1	12-8	.600	10-2	1-5	1-1	L1
Oklahoma State	2-6	.250	2-2	0-4	0-0	L2	10-10	.500	7-4	0-4	3-2	L2
TCU	1-7	.125	1-3	0-4	0-0	L5	9-11	.450	7-5	1-5	1-1	L5

ABOUT KANSAS

Ranked in the Associated Press top five every week this season, No. 4/3 Kansas is 16-4 overall and one game out of first-place in the Big 12 standings at 5-3 in league play. KU averages 83.7 points per game and is second in the Big 12 with a +14.4 scoring margin. KU pulls down an average of 39.0 rebounds per game and has a +5.6 rebound margin. The Jayhawks also average 16.7 assists, 7.3 steals and 4.1 blocked shots per contest.

Senior F **Perry Ellis** is coming off back-to-back 20-point scoring efforts after scoring 26 points against Texas (1/23) and 23 at Iowa State (1/25). Ellis is averaging 19.0 points and 7.1 rebounds in Big 12 play and 16.7 points and 6.6 rebounds overall. Ellis is the only player in the Big 12 to rank in the top seven in scoring (third) and rebounding (seventh). Junior G **Wayne Selden Jr.**, is third in the Big 12 in 3-point field goals made at 2.5 and in 3-point field goal percentage at 46.7 percent. His 14.6 scoring average is eighth in the league. Selden has four 20-point efforts this season. Junior G **Frank Mason III** is scoring 13.4 points per game which 10th in the Big 12 and is fifth in the league with a 4.8 assist average and eighth in assist-to-turnover ratio at 2.3. He has a team-high 31 steals. Sophomore G **Devonte' Graham** is scoring 10.5 points per game. He is second on the team with 28 steals and is fourth in the Big 12 with a 3.2 assist-to-turnover ratio. Junior F **Landen Lucas** rounds out the KU starters. He scores 4.0 points per game and is second on the team with a 5.2 rebound average, which is 18th in the Big 12.

Junior G **Brannen Greene** is a 3-point specialist who scores 6.8 points per game off the bench. He is 20-for-37 (54.1 percent) from beyond the arc this season. Sophomore G **Sviatoslav Mykhailiuk** has made 20 3-pointers made this season, helping him average 5.7 points per game. Freshman F **Carlton Bragg Jr.**, is averaging 4.6 ppg and 2.8 rpg overall. He posted a career-high 10 points versus TCU (1/16). Freshman **Cheick Diallo** (4.4 ppg, 2.7 rpg) started his first college game at Oklahoma State (1/19). He has 13 blocked shots. Senior F **Hunter Mickelson** has started 10 games this season and is averaging 2.8 points and 2.7 rebounds and his 1.1 blocked shots per game are eighth in the Big 12. Senior F **Jamari Traylor** (2.7 ppg, 3.5 rpg) has started seven games in 2015-16.

ABOUT KENTUCKY

Located in Lexington, Kentucky, with an enrollment of 30,000, UK is 16-4 on the season and brings a three-game winning streak to Allen Fieldhouse. The Wildcats are coached by former Kansas assistant **John Calipari** who is 206-42 in his seventh season at UK and 651-182 in his 24th season overall. Kentucky averages 77.9 points per game and has a +11.5 scoring margin. UK pulls down 39.8 rebounds per contest and has a +7.7 rebound margin. The Wildcats average 13.6 assists, 6.4 steals and 5.8 blocked shots per game.

Freshman G **Jamal Murray** leads Kentucky in scoring with a 17.5 scoring average. He has made a team-high 53 3-pointers which averages out to 2.7 per contest. Murray pulls down 4.8 rebounds per game and is tied for the team lead with 25 steals along with fellow starters sophomore G **Tyler Ulis** and freshman G **Isaiah Briscoe**. Ulis averages 15.5 points per game and leads the team with 6.1 assists per contest. His 27 3-pointers are second on the squad. Briscoe averages 10.2 points and 5.3 rebounds per game. Senior F **Alex Poythress** leads UK in rebounds with a 6.6 average to complement his 9.7 scoring average. Junior F **Derek Willis** rounds out the Kentucky probable starters. Willis scores 6.8 points per outing and is third on the team with 24 3-pointers made.

Freshman F **Skal Labissiere** has 11 starts this season and scores 7.7 points per game. His 34 blocked shots are second on the team behind junior F **Marcus Lee's** 35. Lee averages 7.2 points per contest and is second on the team with a 6.5 rebounds per game. Freshman G **Charles Matthews** (2.4 ppg) rounds out the Kentucky regulars.

THE SERIES

Kentucky leads the all-time series with Kansas, 22-6, and has won the last three meetings as Kansas won the previous three dating back to 2005. In 2011-12, the two teams met twice with Kentucky claiming both wins: 75-65 in the Champions Classic at Madison Square Garden and 67-59 in the NCAA title game in New Orleans. Last year, then-No. 1 Kentucky defeated Kansas 72-40 on Nov. 18, 2014 in the Champions Classic in Indianapolis. Prior to 2011-12, the two teams last met in the second round of the 2007 NCAA West Regional in Chicago with Kansas defeating Kentucky, 88-76. The two teams had a home-and-home series in 2005 and 2006 with KU winning in Lexington 65-59 on Jan. 9, 2005, and 73-46 the following season (Jan. 7, 2006) in Allen Fieldhouse. The series dates back to 1950, a 68-39 UK win in Lexington. Kansas' single-game record of 150 points came against Kentucky in a 150-95 win over Rick Pitino's



STATISTIC RANKINGS

Through Jan. 27

	NCAA	BIG 12	VALUE
W-L %	28th	3rd	80.0
SCORING	13th	3rd	83.7
SCORING DEFENSE	136th	8th	69.3
SCORING MARGIN	14th	2nd	14.5
REBOUNDING	71st	4th	39.0
REBOUNDING DEF.	41st	3rd	28.0
REBOUNDING MARGIN	41st	3rd	5.6
ASSISTS	29th	3rd	16.7
ASSIST-TO RATIO	37th	3rd	1.4
TURNOVER MARGIN	73rd	4th	2.0
STEALS	74th	4th	7.3
BLOCKS	106th	6th	4.1
FG%	21st	2nd	48.6
FG% DEF.	66th	4th	40.5
3FG%	5th	2nd	43.0
3FG% DEF.	195th	8th	34.6
3FG AVG	52nd	2nd	8.6
FT%	106th	5th	71.3

INDIVIDUAL (ALL GAMES)

SCORING

Perry Ellis	146th	3rd	16.7
Wayne Selden Jr.	--	8th	14.6
Frank Mason III	--	10th	13.4

REBOUNDING

Perry Ellis	--	7th	6.6
Landen Lucas	--	18th	5.2

FIELD GOAL PERCENTAGE (min 5.0 made per game)

Wayne Selden Jr.	110th	10th	.502
Perry Ellis	112th	11th	.502

ASSISTS

Frank Mason III	82nd	5th	4.8
Devonte' Graham	209th	8th	3.7

FREE THROW PERCENTAGE (min 2.5 made)

Perry Ellis	--	14th	.771
Frank Mason III	--	15th	.775

STEALS PER GAME

Frank Mason III	147th	t-10th	1.6
Devonte' Graham	225th	t-13th	1.4

3-POINT FIELD GOALS PCT.

Wayne Selden Jr.	13th	3rd	.467
Devonte' Graham	--	5th	.427

3-POINT FIELD GOALS MADE PER GAME

Wayne Selden Jr.	119th	3rd	2.5
Devonte' Graham	--	t-11th	1.6

BLOCKED SHOTS

Hunter Mickelson	218th	8th	1.1
------------------	-------	-----	-----

ASSIST-TO-TURNOVER RATIO

Devonte' Graham	23rd	4th	3.2
Frank Mason III	103rd	8th	2.3

DOUBLE-DOUBLES (INCLUDES TRIPLE DOUBLES)

Perry Ellis	--	t-10th	2
Landen Lucas	--	t-17th	1
Frank Mason III	--	t-17th	1

KU BY THE NUMBERS

11	Consecutive conference regular-season titles - 2005-06-07-08-09-10-11-12-13-14-15, a KU record and tied for second in NCAA history.
13	Streaks of 10 or more consecutive wins in the Bill Self-era, including KU's 13-game winning streak during 2015-16.
15	Big 12 Conference regular-season championships for KU in the league's 19-year existence.
15	Academic All-America First Team selections.
18	Championships for Kansas in the Bill Self-era - 11 Big 12 regular-season titles, six Big 12 postseason championships and one NCAA.
18	Undefeated home seasons at Allen Fieldhouse, including 2007-08, 2008-09, 2009-10, 2011-12 and 2014-15 under Bill Self.
21	Consecutive seasons Kansas has won 10 or more league games, starting in 1995 (53 times overall).
23	Or more victories for Kansas in each of the past 26 seasons.
26	Consecutive seasons KU has made the NCAA Tournament, the longest active streak in the nation.
26	Consecutive seasons Kansas has won 20 or more games, the longest active streak in the NCAA.
27	Consecutive seasons Kansas has led its conference in home attendance, dating back to 1986-87.
28	Consensus All-America First Team selections, the most of any NCAA Division I school.
34	Consecutive wins in Allen Fieldhouse, which is the fourth-longest home court winning streak in KU history.
58	Conference regular-season championships, most in NCAA Division I.
197	Kansas victories from the 2006-07 to 2011-12 seasons, the most in NCAA Division I history in a six-year span.
237	Consecutive sellouts in Allen Fieldhouse, dating back to 2001-02.
368	Victories for Bill Self in his 13th season at Kansas. He is the fastest KU coach to reach 350 wins.
738	All-time Kansas victories inside Allen Fieldhouse. The historic building opened in 1955 and KU holds a 735-109 record in its home venue.
2,169	All-time Kansas men's basketball victories. Second most in NCAA Division I history.

Wildcats on Dec. 9, 1989 in Lawrence. Kansas coach **Bill Self** is 3-4 against Kentucky, 3-3 while at Kansas, while Kentucky coach John Calipari is 3-3 versus Kansas.

A KANSAS WIN WOULD...

Make Kansas 17-4... End a Kentucky three-game series winning streak against Kansas and make the series 22-7 in favor of UK... Extend Kansas' winning streak in Allen Fieldhouse to 35 games... Make Kansas 11-0 in Allen Fieldhouse this season, 739-109 all-time in the venue, including 201-9 under Bill Self... Make Self 369-78 while at Kansas, 576-187 all-time and 4-4 versus Kentucky (4-3 while at Kansas... Make KU 2,170-835 all-time.

A KANSAS LOSS WOULD...

Make Kansas 16-5 on the season... Give Kansas consecutive losses for the first time this season... Give Kentucky its fourth-straight win versus Kansas and make the series 23-6 in favor of UK... End Kansas' 34-game winning streak in Allen Fieldhouse, the fourth longest in school history... Make KU 10-1 in Allen Fieldhouse this season, 738-110 all-time in the venue, including 200-10 under Bill self... Make Self 368-83 while at Kansas, 575-188 overall and 3-5 all-time versus Kentucky (3-4 while at Kansas)... Make KU 2,169-836 all-time.

HOME SWEET HOME

Since his arrival at KU, Bill Self is 200-9 in games played at Allen Fieldhouse for a 95.7 winning percentage, which includes five undefeated home seasons. Self's Big 12 conference titles (11) are more than his home losses while at Kansas (9). Included was a school-record 69-game home-court winning streak which led the nation for more than two seasons and ranks 11th all-time in the NCAA records book as well as two 33-plus game home-court winning streaks, including KU's current streak of 34, which is fourth-longest in KU history. Kansas is 146-3 in Allen Fieldhouse in its last 149 games. Kansas is 738-109 all-time in Allen Fieldhouse.

KANSAS IN ALLEN FIELDHOUSE UNDER BILL SELF

SEASON	OVERALL	IN ALLEN FIELDHOUSE
2003-04	24-9	13-1
2004-05	23-7	15-1
2005-06	25-8	14-2
2006-07	33-5	16-2
2007-08	37-3	19-0
2008-09	27-8	18-0
2009-10	33-3	18-0
2010-11	35-3	16-1
2011-12	32-7	16-0
2012-13	31-6	16-1
2013-14	25-10	14-1
2014-15	27-8	15-0
2015-16	16-4	10-0
Totals	368-82	200-9
%	.818	.957

Home games include Allen Fieldhouse only

IOWA STATE LEFTOVERS

- The loss gives KU three-straight league road losses for the second straight season with the previous time during the 2004-05 season.
- Kansas outrebounded Iowa State, 35-28. It is KU's first loss of the season when outrebounding its opponent (14-1).
- Kansas shot 50 percent (29-for-58) from the field. The Jayhawks fell to 8-1 on the season and 196-8 during the Bill Self era (since 2003-04) when shooting 50 percent or better.
- Kansas outscored Iowa State in the paint, 40-32. It ties a season high for regulation Big 12 games with the Baylor contest (Jan. 2), when KU also outscored the Bears, 40-32, in the paint. The Jayhawks scored 42 points in the paint after three overtime periods against Oklahoma (Jan. 4).
- Senior F Perry Ellis scored 23 points on 10-of-18 shooting from the field. Ellis has reached at least 20 points for the seventh time this season and 20th time of his career.
- Ellis has 1,490 career points and moved into 21st on KU's all-time scoring list.
- Junior F Landen Lucas made his second consecutive start and grabbed a team-high nine rebounds. Lucas has led Kansas in rebounding for three consecutive games.

KANSAS NOTABLES

- KU ranks in the top three in the Big 12 in scoring margin (second at +14.4), field goal percentage (second at 48.6), 3-point field goal percentage (second at 43.0), 3-point field goals made (second at 8.6), assists (third at 16.7), scoring offense (third at 84.7), rebound margin (third at +5.5) and assist-to-turnover ratio (third at 1.4).
- KU's 43.0 3-point field goal percentage is fifth nationally and just behind the KU season record of 43.3 set in 1989-90. Its 83.7 scoring average is the best in the Self era (81.6 in 2009-10) and the highest since a 90.9 scoring average in 2001-02.
- Out of its 16 victories of the season, Kansas has won by 10 or more points in 11 of those wins. Five of those wins have been by 30 points or more.
- Kansas has out-shot 16 of 20 opponents this season. The Jayhawks have also out-rebounded 15 of 20 foes.
- Kansas was 10-for-25 from 3-point range against Texas (1/23). KU has shot 40 percent or better from 3-point range in 14 of its 20 games.
- The KU bench has outscored its opponents' bench in 13 of 20 games this season and is 12-1 in those contests.
- KU has made seven or more three-pointers in 14 of 20 games this season. KU has made 10 or more 3-pointers eight times, including 15 threes vs. Northern Colorado (11/13) and Chaminade (11/23), which were one off the school record.
- Senior F **Perry Ellis** is the only player in the Big 12 to rank in the top seven in scoring (third at 16.7 ppg) and rebounding (seventh at 6.6).
- In his last 12 games, Ellis is 11-for-22 (50.0 percent) from 3-point range, 50-for-59 (84.7 percent) from the free throw line.
- Junior G **Wayne Selden Jr.**, is third the Big 12 in 3-point field goals made per game at 2.5 and third in 3-point field goal percentage at .467 for all games.
- Kansas is 32-6 when following a conference loss under Self with only one of those losses coming in Allen

Fieldhouse (Feb. 19, 2005 vs. Iowa State).

IN THE POLLS

In the most recent national rankings released on Jan. 25, Kansas is No. 4 in the Associated Press Top 25 and No. 3 the USA Today Coaches' Poll. KU spent two weeks ranked No. 1 in the AP poll (Jan. 4, Jan. 11) and the previous week at No. 1 in the Coaches' poll (Jan. 11). On Jan. 11, the Jayhawks were ranked No. 1 in both national polls for the first time since Feb. 14, 2011. KU has been ranked in each of the last 135 AP polls which is the second-longest active streak in NCAA Division I behind Duke's 167. The last time Kansas was not ranked by AP was during the 2008-09 season. Under coach Bill Self, Kansas has been ranked in the AP Top 25 for 221 weeks, which includes 159 weeks in the Top 10, 92 times in the Top 5 and 22 times at No. 1. In the coaches' poll, under Self, Kansas has been ranked 234 times with 172 in the top 10 and 106 in the top five.

Kansas entered the 2015-16 season ranked No. 4 by AP and No. 5 in the coaches' polls. This season's AP poll is the highest ranking for the Jayhawks since 2009-10 when they entered the season No. 1 in the country. The preseason ranking is the 10th time in the Bill Self era that the Jayhawks enter the season slotted seventh or higher, including each of the last four seasons – No. 5 in 2015-16 and 2014-15, No. 6 in 2013-14, and No. 7 in 2012-13.

Last season, KU entered the year No. 5 nationally in the coaches' poll and ended up No. 17. The Jayhawks were ranked in the top 10 in 12 times during the 2014-15 season.

KANSAS MILESTONES

- Senior **F Perry Ellis** is only the 24th Jayhawk to reach the 1,400 point plateau. Ellis has 1,490 career points, which is 21st on the KU career scoring list. Earlier this month, Ellis became the 16th player in KU history to reach 700 career rebounds, currently 15th at 743. Ellis is on pace to become the eighth player in KU history to rank in the top 15 in both career points and career rebounds: **Danny Manning** (2,951 points/1,187 rebounds), **Nick Collison** (2,097 points/1,143 rebounds), **Raef LaFrentz** (2,066 points/1,186 rebounds), **Clyde Lovellette** (1,979 points/839 rebounds), **Dave Robisch** (1,754 points/815 rebounds), **Mark Randall** (1,627 points/723 rebounds) and **Wayne Simien** (1,593 points/884 rebounds).
- Junior **G Wayne Selden Jr.**, has scored 970 points and is 30 shy from becoming the 57th Jayhawk to reach the 1,000-point plateau. Selden already ranks 15th on the KU career 3-pointers made list at 138 and tied for 15th (**Rex Walters**) on the 3-pointers attempted list at 361.
- With his four assists against TCU (1/16), junior **G Frank Mason III** surpassed the 300 career assists mark, currently at 309. Mason has 99 career steals.

JAYHAWKS ON KU's CAREER LISTS

NAME	RANK / CATEGORY	VALUE
Perry Ellis	21st / Points	1,490
Perry Ellis	15th / Rebounds	743
Perry Ellis	14th / Double-Doubles	15
Wayne Selden Jr.	15th / 3-pt FG	138
Wayne Selden Jr.	t-15th / 3-pt FG Att.	361
Wayne Selden Jr.	17th / 3-pt FG %	38.2
Jamari Traylor	t-16th / Blocks	107

KANSAS VS. RANKED TEAMS

Kansas has faced five nationally-ranked opponents in 2015-16 with three of those being Big 12 members. This season, KU is 3-2 against ranked foes.

In 2014-15, KU set some milestones against ranked foes. KU went 10-6 against Associated Press nationally-ranked teams at tip. The 10 wins were the most in a season for Kansas, surpassing the 9-1 record in the 1996-97 season. The 16 games versus AP-ranked foes were also the most in KU history. The previous high was 12 battles versus ranked foes in three different seasons (1994-95, 2002-03 and 2011-12). Prior to 2015-16, in each of the last five seasons, the Jayhawks have a winning record versus AP-ranked opponents, which included a 7-3 mark in 2013-14. Since the 2009-10 season, KU is 41-19 against AP-ranked teams.

HISTORIC CONTEST

No. 1/2 Kansas defeated No. 2/1 Oklahoma, 109-106 in triple overtime on ESPN Big Monday, Jan. 4, in Allen Fieldhouse. Here are some notables from that contest:

- The game marked the 40th time since the Associated Press poll came out that No. 1 played No. 2. No. 1 now holds a 22-18 advantage in those match-ups. Kansas is 1-4 in No. 1 vs. No. 2 battles.
- The contest was the second-ever triple overtime contest in NCAA history with the other being Kansas vs. North Carolina in the 1957 NCAA title game.
- The game marked the third triple overtime game in Kansas history, and there have been two quadruple overtime games. The last triple overtime contest for KU was a 76-73 loss at Oklahoma State, Feb. 4, 1981.
- The contest marked the longest game (in game minutes) ever played in Allen Fieldhouse - no other contest had gone longer than double overtime.
- Oklahoma's Buddy Hield ended the night with 46 points, which tied for the second-most ever scored against Kansas, which was also in Allen Fieldhouse (Mike Wroblewski, Kansas State, 2/7/1962).

ELLIS NAMED A SENIOR CLASS AWARD CANDIDATE

Senior **F Perry Ellis** is one of 30 candidates for the 2015-16 Senior CLASS Award®. To be eligible for the award, a student-athlete must be classified as an NCAA Division I senior and have notable achievements in four areas of excellence: community, classroom, character and competition.

An acronym for Celebrating Loyalty and Achievement for Staying in School®, the Senior CLASS Award focuses on the total student-athlete and encourages students to use their platform in athletics to make a positive impact as leaders in their communities.

Each of the 30 candidate classes will be narrowed to 10 finalists in February, and those 10 names will be placed on the official ballot. Ballots will be distributed through a nationwide voting system to media, coaches and fans.

ELLIS AND SELDEN NAMED TO WOODEN AWARD MIDSEASON TOP 25

Senior **F Perry Ellis** and junior **G Wayne Selden Jr.**, were named to the John R. Wooden Award presented by Wendy's Midseason Top 25, the Los Angeles Athletic Club announced Jan. 13. Chosen by a poll of national college

*Pay Heed,
All Who Enter*

NATIONAL CHAMPIONS

1922, 1923, 1952, 1988, 2008

BIG 12 CHAMPIONS

1997*, 1998*, 1999^, 2002, 2003, 2005, 2006*, 2007*, 2008*, 2009, 2010*, 2011*, 2012, 2013*, 2014, 2015

*Regular season titles listed
* - Regular season & tournament champions
^ - Tournament champions only*

- Kansas has 2,169 all-time victories, second most in NCAA Division I history (Kentucky: 2,194).
- Kansas has held 298 of its last 312 opponents under 50 percent shooting.
- KU has held opponents to fewer than 100 points in 499 of its last 501 games. The last team to score 100 on Kansas was Oklahoma (1/4/16), a KU 109-106 30T victory. The previous was Texas (2/11/02), a KU 110-103 overtime victory.
- Kansas' 11-straight Big 12 titles, from 2005-15, are the longest-active consecutive streak of conference titles in NCAA Division I. In that run, the Big 12 final RPI has ranked third or higher eight times (first in 2010, 2014 and 2015, second in 2008 and third in 2005-09-11-12) and no lower than seventh (fifth in 2006 and seventh in 2007) among the 30-plus leagues.
- KU has won at least 12 league games for 15-straight years, which is the longest active streak in the nation.
- Kansas won its 1,000th all-time conference game with the 83-50 win against Texas Tech (2/18/12). The Jayhawks won their 250th Big 12 game at Texas (1/24/15).
- Each KU senior class since 1986-87 has won at least 100 games.
- Every four-year player under Bill Self at KU has been part of at least one Final Four team.
- Bill Self has won 25 or more games in each of his last 10 seasons as a head coach, including 2014-15.
- Kansas is the only team in the Big 12 to have a .500 winning percentage or better series record against every conference foe.
- Kansas' 2002 team is the only squad in Big 12 history to go undefeated in conference play at 16-0.
- Kansas is first in the conference in wins with a 263-57 record in Big 12 regular-season games. Texas is next at 207-113. Including the league postseason championship, Kansas is tops at 301-67, while Texas is second at 230-132.
- KU is the only Big 12 school to have won a regular-season championship with two different coaches (Roy Williams and Bill Self).
- Under Bill Self, Kansas is 98-5 (95.1 percent) in Big 12 home games: 8-0 in 2004, 7-1 in 2005, 7-1 in 2006, 7-1 in 2007, 8-0 in 2008, 8-0 in 2009, 8-0 in 2010, 7-1 in 2011, 9-0 in 2012, 8-1 in 2013, 9-0 in 2014, 9-0 in 2015 and 4-0 in 2016.
- Kansas snapped its 68-straight game win streak against non-conference foes in Allen Fieldhouse with its loss to San Diego State on Jan. 5, 2014. Prior to that, the last non-Big 12 team to defeat KU in Allen Fieldhouse was Oral Roberts, 78-71 (11/15/06).

2015-16 ACCOLADES

TEAM

Maui Jim Maui Invitational Champions
Preseason Big 12 Coaches poll ranked No. 1
USA Today Coaches' Preseason Poll ranked No. 5
Ranked No. 1 (Jan. 11) in both the Associated Press and *USA Today* Coaches' Poll for first time since Feb. 14, 2011

CHECK DIALLO

Wayman Tisdale Award Watch List (1 of 14)
Kareem Abdul Jabbar Award Watch List
Preseason Big 12 Freshman of the Year

PERRY ELLIS

Senior CLASS Award Candidate (Top 30)
Wooden Award Midseason Top 25
Lute Olson Award Mid-Season Watch (1 of 35)
Oscar Robertson Trophy Watch List (1 of 33)
Naismith Trophy Watch List (1 of 50)
Maui Jim Maui Invitational All-Tournament Team
Wooden Award Preseason Top 50
Karl Malone Award Watch List
Preseason All-Big 12 First Team

FRANK MASON III

Oscar Robertson Trophy Watch List (1 of 33)
Naismith Trophy Watch List (1 of 50)
Maui Jim Maui Invitational co-MVP
Bob Cousy Award Watch List
Preseason All-Big 12 Honorable Mention

SVIATOSLAV MYKHAILIUK

Julius Erving Award Watch List

WAYNE SELDEN JR.

Oscar Robertson Trophy Midseason Watch List (1 of 20)
Wooden Award Midseason Top 25
Oscar Robertson Trophy Watch List (1 of 33)
Naismith Trophy Watch List (1 of 50)
co-Big 12 Player of the Week (11/30)
Maui Jim Maui Invitational co-MVP
Maui Jim Maui Invitational All-Tournament Team
Julius Erving Award Watch List

MOST POINTS IN A GAME (KU TOP-10)

Score Opponent (Date)

150-95 - Kentucky (12-9-89)
140-72 - Oral Roberts (1-14-93)
134-73 - Niagara (1-9-97)
132-65 - Elizabeth City State (1-18-90)
127-82 - Iowa State (1-7-89)
123-72 - Chaminade (11-23-15)
122-58 - Md.-Baltimore Co. (11-23-91)
121-65 - Central Missouri State (11-28-77)
118-75 - Iowa State (3-9-90)
115-45 - Brown (1-3-89)

MOST 3-POINT FGs (KU)

FG Opponent (Date)

16 - at Baylor (1-25-2005)
15 - vs. Chaminade (11-23-2015)
15 - Northern Colorado (11-13-2015)
15 - vs. Texas (3-16-2008)
15 - American (12-29-2012)
15 - at N.C. State (12-10-1994)
14 - Tennessee Tech (11-27-2009)
14 - Texas Tech (3-3-2008)
14 - Cornell (1-2-1996)

basketball experts, the list is comprised of 25 student-athletes who are the front-runners for the John R. Wooden Award, based on their performances during the first half of the 2015-16 season. Kansas is one of four schools to have two representatives on the list along with Gonzaga, Kentucky and North Carolina.

ELLIS NAMED TO LUTE OLSON AWARD MID-SEASON WATCH LIST

On Jan. 7, senior F **Perry Ellis** was one of 30 men's basketball student-athletes named to the Lute Olson Award Mid-Season Watch List by *Collegelinsider.com*. Last season Ellis was a Lute Olson Award finalist (1 of 25). Former KU standout Sherron Collins won the inaugural Lute Olson Award following the 2009-10 season.

KANSAS FOURSOME NAMED TO WATCH LISTS

Perry Ellis, Frank Mason III, Wayne Selden Jr., and Check Diallo were named to various national watch lists Dec. 2. Ellis, Mason and Selden appear on both the Naismith Trophy College Player of the Year 50-man early watch list by the Atlanta Tipoff Club and the U.S. Basketball Writers Association (USBWA) Oscar Robertson Trophy watch list for the men's national player of the year. Diallo is on the USBWA Wayman Tisdale Award watch list for the national freshman of the year. With Ellis, Mason and Selden, Kansas is one of only two schools with three representatives on each of the Naismith and Oscar Robertson lists, along with Kentucky. The Oscar Robertson list consists of 33 student-athletes from 26 schools, while the Wayman Tisdale list is made up of 18 freshmen from 14 institutions.

MICKELSON UP FOR NABC GOOD WORKS TEAM

Senior F **Hunter Mickelson** has been selected as a nominee for the National Association of Basketball Coaches (NABC) 2016 Allstate NABC Good Works Teams® the NABC announced Wednesday. This award shines a spotlight on a select group of student-athletes who have shown dedication to community service and altruism in their communities. NABC Good Works Team nominees were submitted by sports information directors and college basketball coaches. From the nominations, voting panels will select two 10-member teams comprised of five student-athletes from the NCAA Division I level and five student-athletes from Divisions II, III and the NAIA. The final roster of 20 award recipients will be unveiled in February.

EARLIER NATIONAL ACCOLADES

Prior to the Michigan State (11/17) contest, senior F **Perry Ellis** was named one of 50 to the Preseason Wooden Award List, released Nov. 17. Ellis was one of seven Big 12 representatives on the list and was also on the top 50 last season.

In October, Ellis was named to the Karl Malone Award Watch List by the Naismith Basketball Hall of Fame. Last year, Ellis was one of five finalists for the award. Also named by the Hall, junior G **Frank Mason III** is on the 2015-16 Bob Cousy Award Watch list, junior G **Wayne Selden Jr.**, and sophomore G **Sviatoslav Mykhailiuk** on the Julius Erving Award Watch List and freshman F **Check Diallo** on the Kareem Abdul Jabbar Award Watch List.

KANSAS VOTED PRESEASON BIG 12 FAVORITE

For the 14th time in the 20-year history of the Big 12, Kansas men's basketball was selected as the preseason favorite to win the conference regular-season championship.

Coaches were not allowed to vote for their own teams in the poll and KU received nine first-place votes and a total of 81 points. Oklahoma edged Iowa State, 70-68, for second and third, respectively. Texas placed fourth followed by Baylor, West Virginia and Oklahoma State. Kansas State and TCU tied for eighth in the poll and Texas Tech placed 10th. Points are awarded with nine for first, eight for second, etc.

Kansas has won, or tied for, 14 of the 19 Big 12 regular-season titles, including the last 11 consecutive, a streak which ranks tied for second all-time in NCAA Division I history. Last year KU went 27-9 overall and won the league race with a 13-5 record.

Historically, the preseason favorite has gone on to finish first in the regular-season 12 times, which does not include 1996-97 as a coaches' poll was not conducted. Kansas has been the preseason favorite in 11 of its 14 Big 12 regular-season titles, missing 1996-97 (no poll), 2005-06 (third) and 2010-11 (second).

BIG 12 PRESEASON POLL

TEAM (FIRST-PLACE VOTES)	POINTS
1. KANSAS (9)	81
2. Oklahoma	70
3. Iowa State (1)	68
4. Texas	51
5. Baylor	49
6. West Virginia	47
7. Oklahoma State	33
8. Kansas State	18
8. TCU	18
10. Texas Tech	15

Nine points were awarded for first place, eight for second, etc. Coaches are not permitted to vote for their own team.

THREE JAYHAWKS EARN PRESEASON BIG 12 HONORS

Kansas senior F **Perry Ellis**, junior G **Frank Mason III**, and freshman F **Check Diallo** each garnered recognition on the 2015-16 All-Big 12 Preseason Team as voted on by the league's men's basketball coaches, the conference office announced Oct. 8.

Ellis is on the five-member All-Big 12 Preseason Team, while Mason is an honorable mention selection as the recipient of at least one vote by the league's coaches who could not vote for their own student-athlete. Diallo was voted as KU's third-straight Big 12 Preseason Freshman of the Year.

Diallo is the third-straight Jayhawk to be named preseason freshman of the year joining Cliff Alexander last season, and Andrew Wiggins in 2013-14. KU has had seven Big 12 Preseason Freshman of the Year selections starting with Nick Collison in 1999-2000.

CONFERENCE SUCCESS

Kansas has won 15 of the 9 Big 12 regular-season titles (includes ties), including the last 11, which ranks tied for second on the NCAA all-time consecutive list. Kansas' 58 conference titles are the most in NCAA Division I. Kentucky is second with 52 and Penn third at 37. KU's 11-straight league titles are the longest active streak in NCAA Division I and the longest streak in school history.

CONSECUTIVE CONFERENCE REGULAR-SEASON WINNERS

#	TEAM	CONFERENCE	SEASONS
13	UCLA	PAC-10	1967-79
11*	KANSAS	Big 12	2005-15
11	Gonzaga	West Coast	2001-11
10	Connecticut	Yankee	1951-60
10	UNLV	Big West	1983-92
9	Idaho State	Rocky Mountain	1953-61
9	Kentucky	Southeastern	1944-52

source: NCAA Record Book; *active streak

HOME AND AWAY

Under head coach **Bill Self**, is 168-73 (69.7 percent) in games away from Allen Fieldhouse and 200-9 (95.7 percent) in the historic venue. The Jayhawks have posted a better than .500 record away from AFH every season under Self.

BOB DAVIS RETIRING

Bob Davis, for over three decades the play-by-play voice of Kansas Jayhawk football and men's basketball, announced Nov. 24 that he will retire following the 2015-16 basketball season. Davis began with the Jayhawk Radio Network in fall 1984 and has broadcast eight of the Jayhawks' 14 NCAA Final Four appearances, including KU's 1988 and 2008 national championships, and half of KU's 12 football bowl games, including the Jayhawks' victory in the 2008 Orange Bowl. He has also served for many years as host of the weekly radio show "Hawk Talk," featuring the Jayhawk football and basketball coaches.

A member of the Kansas Association of Broadcasters (KAB), Fort Hays State Athletics and Topeka West High School Graduate Halls of Fame, Davis has been named Kansas Sportscaster of the Year 14 times, including being named the 2015 recipient in Jan. 2016. In 1991 KAB presented him with its Hod Humiston Award for Contributions to Sports Broadcasting. The Kansas State High School Activities Association recognized him with the Oscar Stauffer Sports Broadcasting Award in 1975 and 1978 for his high school broadcasts. Davis has chaired KAB's Sports Seminar has judged the Kansas Scholastic Press Association Sports Writing Competition. He has lectured numerous times at university broadcasting and journalism classes.

In his stint with Kansas, Davis has called more than 1,160 men's basketball games between regular-season and exhibition contests. Prior to KU, Davis would occasionally fill in for **Max Falkenstien** and **Tom Hedrick** on the Jayhawk Radio Network. In the 1970s, Davis called many KU contests when working for KFEQ and KAYS radio stations calling every game of the Big Eight Holiday Tournament. With his 372 Kansas football games broadcasted, Davis has called more than 1,540 KU contests as the Voice of the Jayhawks.

LIGHTFOOT JOINS KU FAMILY IN FALL SIGNING PERIOD

Power forward **Mitch Lightfoot** (Tucson, Ariz.) signed a National Letter of Intent to play men's basketball at Kansas in Nov. 2015. Rated as the No. 1 player to come out of the state of Arizona for the 2016 class, Lightfoot is a four-star recruit who is ranked No. 99 by ESPN100 and No. 117 by Rivals. He was named Arizona Interscholastic Association (AIA) Division II All-State First Team selection in 2014-15 at Gilbert Christian HS, as well as an all-section first team honoree.

Lightfoot, listed at 6-foot-8 and 210 pounds, averaged 17.9 points, 9.9 rebounds and 3.9 blocked shot in leading Gilbert Christian to the AIA Division II state championship in 2014-15. He was named the player of the game in the state title contest where he scored 15 points.

THIS DAY IN KANSAS BASKETBALL HISTORY

Kansas is 19-9 all time on Jan. 30

Jan. 30, 1945: With a 39-36 win over Kansas State in Lawrence, the Jayhawks earned the 600th victory in school history. With just under three minutes to play and K-State up 36-35, KU's **Kirk Scott** "sank a long goal from the side court" to give KU the lead for good. Kansas' **Charley Moffett** finished with team-high 14 points, while **Gordon Reynolds** had 11 points for the Jayhawks. Coach **Phog Allen** led the 1945 Jayhawks to a 12-5 overall record, finishing second in the Big Six Conference (7-3). Kansas was led in scoring that season by Moffett with a 9.7 point per game average.

WELCOME TO THE SHOW

Kansas basketball is packing arenas throughout the country this season. In addition to playing in front of 100-percent capacity crowds for all games at Allen Fieldhouse thus far this season, Kansas has filled visiting arenas to an average capacity of 96.5 percent.

DRAWING LARGE CROWDS

DATE / OPPONENT	ARENA	CAPACITY %
11/17 vs. Michigan State	United Center	103%
11/23 vs. Chaminade	Lahina Civic Center	100%
11/24 vs. UCLA	Lahina Civic Center	100%
11/25 vs. Vanderbilt	Lahina Civic Center	100%
12/12 vs. Oregon State	Sprint Center	98%
12/22 at San Diego St.	Viejas Arena	100%
1/9 at Texas Tech	United Supermarkets Arena	94%
1/12 at West Virginia	WVU Coliseum	86%
1/19 at Oklahoma State	Gallagher-Iba Arena	84%
1/25 at Iowa State	Hilton Coliseum	100%

Capacity % based off announced attendance and listed arena capacity. All home games in Allen Fieldhouse have been at 100% capacity.

UP NEXT

Kansas jumps back into Big 12 play when it hosts Kansas State on Wednesday, Feb. 3, at 8 p.m. on ESPN2. The Jayhawks will then travel to TCU on Saturday, Feb. 6 at 11 a.m. on ESPN and return home to host West Virginia on Tuesday, Feb. 9 at 6 p.m. on ESPN2.



JAYHAWKS CURRENTLY IN THE NBA (18)

PLAYER	YEARS AT KU	NBA SEASON	CURRENT TEAM
Cole Aldrich	2008-10	6th	L.A. Clippers
Cliff Alexander	2014-15	1st	Portland
Darrell Arthur	2007-08	7th	Denver
Tarik Black	2013-14	2nd	L.A. Lakers
Mario Chalmers	2006-08	8th	Memphis
Nick Collison	2000-03	12th	Oklahoma City
Drew Gooden	2000-02	14th	Washington
Kirk Hinrich	2000-03	13th	Chicago
Sasha Kaun	2005-08	1st	Cleveland
Ben McLemore	2012-13	3rd	Sacramento
Marcus Morris	2009-11	5th	Detroit
Markieff Morris	2009-11	5th	Phoenix
Kelly Oubre	2014-15	1st	Washington
Paul Pierce	1996-98	18th	L.A. Clippers
Thomas Robinson	2009-12	4th	Brooklyn
Brandon Rush	2006-08	8th	Golden State
Andrew Wiggins	2013-14	2nd	Minnesota
Jeff Withey	2010-13	3rd	Utah

JAYHAWKS IN THE NBA DRAFT (Bill Self era)

YEAR	PLAYER	ROUND / OVERALL	TEAM
2005	Wayne Simien	1st / 29th	Miami
2007	Julian Wright *	1st / 13th	New Orleans
2008	Brandon Rush *	1st / 13th	Portland
2008	Darrell Arthur	1st / 27th	New Orleans
2008	Mario Chalmers	2nd / 34th	Minnesota
2008	Darnell Jackson	2nd / 52nd	Miami
2008	Sasha Kaun	2nd / 56th	Seattle
2010	Xavier Henry *	1st / 12th	Memphis
2010	Cole Aldrich *	1st / 11th	New Orleans
2011	Marcus Morris *	1st / 13th	Houston
2011	Markieff Morris *	1st / 14th	Phoenix
2011	Josh Selby	2nd / 49th	Memphis
2012	Thomas Robinson *	1st / 5th	Sacramento
2012	Tyshawn Taylor	2nd / 41st	Portland
2013	Ben McLemore *	1st / 7th	Sacramento
2013	Jeff Withey	2nd / 39th	Portland
2014	Andrew Wiggins *	1st / 1st	Cleveland
2014	Joel Embiid *	1st / 3rd	Philadelphia
2015	Kelly Oubre Jr.	1st / 15th	Atlanta

* - lottery pick (top 14)

QUICK FACTS - JAYHAWKS IN THE NBA

- 69 Jayhawks have competed at the NBA level, including 24 who were coached by **Bill Self** at KU and 18 currently listed on active rosters.
- **Bill Self** has coached 19 NBA Draft picks at KU, including nine lottery picks.
- 32 Jayhawks have been picked in the first round of the NBA Draft.
- 11 Jayhawks have won 17 NBA titles.
- Three Jayhawks have earned NBA Finals MVP honors: **Wilt Chamberlain** (1972, L.A. Lakers), **Jo Jo White** (1976, Boston), and **Paul Pierce** (2008, Boston).
- **Wilt Chamberlain** earned NBA MVP honors four times (1960, 1966, 1967, 1968) in his 15-year NBA career.
- **Paul Pierce** is the all-time longest-tenured Jayhawk in the NBA, currently in his 18th season.
- 15 Jayhawks have had NBA careers lasting 10 seasons or longer.



BILL SELF

HEAD COACH

Oklahoma State '85
13th Season at Kansas
23rd Season Overall

Family: Cindy (wife), Lauren (daughter),
Tyler (son)

CAREER RECORD // BY SCHOOL

SCHOOL (SEASONS)	-- OVERALL --			-- CONFERENCE --		
	W	L	%	W	L	%
Oral Roberts (4)	55	54	.505	-	-	-
Tulsa (3)	74	27	.733	30	12	.714
Illinois (3)	78	24	.765	35	13	.729
KANSAS (13th)	368	82	.818	169	39	.813
TOTAL (23rd)	575	187	.755	234	64	.785

KANSAS RECORD // HOME-ROAD-NEUTRAL

	-- HOME (AFH) AT KU --			-- ROAD AT KU --			-- NEUTRAL AT KU --		
	W	L	%	W	L	%	W	L	%
OVERALL	200	9	.957	84	41	.672	84	30	.737

CAREER RECORD // YEAR-BY-YEAR

YEAR	OVERALL W-L / %	CONF. W-L / %	NOTE
ORAL ROBERTS (1993-97)			
1993-94	6-21 .222	- -	None
1994-95	10-17 .370	- -	None
1995-96	18-9 .667	- -	None
1996-97	21-7 .750	- -	NIT
TULSA (1997-2000)			
1997-98	19-12 .613	9-5 .643	3rd WAC
1998-99	23-10 .697	9-5 .643	t-1st WAC / NCAA Rnd of 32
1999-00	32-5 .865	12-2 .857	1st WAC / NCAA Elite Eight
ILLINOIS (2000-03)			
2000-01	27-8 .771	13-3 .813	t-1st Big Ten / NCAA Elite Eight
2001-02	26-9 .743	11-5 .688	t-1st Big Ten / NCAA Sweet 16
2002-03	25-7 .781	11-5 .688	* 2nd Big Ten / NCAA Rnd of 32
KANSAS (2003-present)			
2003-04	24-9 .727	12-4 .750	2nd Big 12 / NCAA Elite Eight
2004-05	23-7 .767	12-4 .750	t-1st Big 12 / NCAA Rnd of 64
2005-06	25-8 .758	13-3 .813	* t-1st Big 12 / NCAA Rnd of 64
2006-07	33-5 .868	14-2 .875	* 1st Big 12 / NCAA Elite Eight
2007-08	37-3 .925	13-3 .813	* t-1st Big 12 / NCAA Champions
2008-09	27-8 .771	14-2 .875	1st Big 12 / NCAA Sweet 16
2009-10	33-3 .917	15-1 .938	* 1st Big 12 / NCAA Rnd of 32
2010-11	35-3 .921	14-2 .875	* 1st Big 12 / NCAA Elite Eight
2011-12	32-7 .821	16-2 .889	1st Big 12 / NCAA Runner-Up
2012-13	31-6 .838	14-4 .778	* t-1st Big 12 / NCAA Sweet 16
2013-14	25-10 .714	14-4 .778	1st Big 12 / NCAA Rnd of 32
2014-15	27-9 .750	13-5 .722	1st Big 12 / NCAA Rnd of 32
2015-16	16-4 .800	5-3 .625	

* - won conference tournament

In Conference Tournament (at Kansas)	31-10 (22-5)
In NCAA Tournament (at Kansas)	37-16 (27-11)
In Postseason Play (at Kansas)	67-26 (48-16)
In Overtime	21-10 (14-6)

Note - Oral Roberts was independent during Self's tenure so all games played at ORU were non-conference.

TROPHY CASE

- **NCAA Championship** (2008,)
- **NCAA Final Four** (2008, 2012,)
- **15 Regular Season Conference Titles:** 2 at Tulsa (1999, 2000); 2 at Illinois (2001, 2002); 11 at Kansas (2005, 2006, 2007, 2008, 2009, 2010, 2011, 2012, 2013, 2014, 2015,)
- **7 Conference Tournament Titles:** 1 at Illinois (2003); 6 at Kansas (2006, 2007, 2008, 2010, 2011, 2013,)

CAREER HONORS

- **National Coach of the Year** - 2000 (Sporting News; Wooden), 2009 (Yahoo! Sports; Sporting News; Athlon Sports; CBSSports.com; USBWA; AP; CBS/ Chevrolet; ESPN.com), 2012 (Sporting News; Adolph Rupp; Naismith)
- **Conference Coach of the Year** - 2000 (WAC), 2006 (Big 12), 2009 (Big 12), 2011 (Big 12), 2012 (co-Big 12), 2015 (Big 12 by AP)
- **Wooden Award "Legends of Coaching"** - 2013
- **Oklahoma Sports Hall of Fame** - 2013 induction
- **Wayman Tisdale Humanitarian Award** (USBWA) - 2014
- **Mannie Jackson - Basketball's Human Spirit Award** (Naismith Hall of Fame) - 2015
- **Winged Foot Award** (for national champion coach) - 2008
- **Naismith Coach of the Year Finalist** (Atlanta Tipoff Club) - 2000, 2001, 2002, 2003, 2009

NOTES

- Bill Self was named the eighth head coach in Kansas basketball history on April 21, 2003.
- While at Kansas, Self has won a national championship, a KU-record 11-straight regular-season Big 12 Conference titles and six league tournament championships.
- At Kansas, Self has won more regular-season league titles (11) than has home losses (nine) in Allen Fieldhouse.
- In his first trip to the Final Four in 2008, Self's team won the title. Self is one of 11 active coaches in NCAA Division I to have won a national title. Kansas' 11-straight conference titles (2005-14) rank tied for second all-time in NCAA Division I history.
- In Self's 12 seasons at Kansas, he has coached 10 NBA Lottery selections including Andrew Wiggins and Joel Embiid, the No. 1 and No. 3 overall selections in the 2014 NBA Draft. Wiggins was the second-ever Jayhawk to go No. 1 with the other being Danny Manning in 1988.
- Self has guided his teams to 18-straight 23-win seasons dating back to 1998-99.
- Self's teams have won 15 league crowns in the last 17 years, including the 2015 title. The other two seasons resulted in runner-up conference finishes.
- Kansas' four-straight 30-win seasons from 2009-10 to 2012-13 are the most consecutive 30-win seasons in NCAA history (note: Memphis did it from 2006-09 yet later vacated the 2008 season).
- In his first 700 games coached for his career, Self's 529 victories rank eighth most all-time in NCAA Division I history.
- He won his 500th all-time game at Iowa State (108-96 in OT) on Feb. 25, 2013. The fastest KU coach to reach 300 wins at Kansas, Self's milestone victory occurred during the 2013 NCAA Tournament against former KU coach Roy Williams' North Carolina team, 70-58. Kansas' 300 victories under Self in his first 10 seasons were more wins than any other NCAA Division I school in the last 10 years.
- Self is a member of the NCAA Men's Basketball Rules Committee, the USA Basketball Competition Committee and board member for the National Association of Basketball Coaches.
- Self has coached four league player(s) of the year and 52 all-conference performers, including four All-Big 12 selections in 2015.
- Self is one of five coaches in NCAA Division I history to have led three different teams - Tulsa, Illinois and Kansas - to the NCAA Elite Eight, including five times with KU (2004-07-08-11-12). The other coaches are: Gene Bartow, John Calipari, Rick Pitino and Eddie Sutton.
- In the classroom, Kansas is one of 12 NCAA Division I schools that has achieved a perfect Academic Progress Rate (APR). Under Self, Kansas has 27 Academic All-Big 12 selections. Included are Academic All-Americans Cole Aldrich (2010) and Tyrel Reed (2011) with Aldrich being named the Academic All-American of the Year.
- In the summer of 2015, Self guided the USA National Team, made up mainly of University of Kansas student-athletes, to the gold medal at the World University Games in Gwangju, Korea, by posting an 8-0 record. The medal was USA's first in three World University Games and the first gold, 14th overall, for the Americans since 2005.
- Before his first head-coaching job at Oral Roberts, Self served as a graduate assistant at KU (1985-86) and as an assistant coach at Oklahoma State (1986-93).



O

FRANK MASON III

Guard • 5-11 • 185 • JR
 Petersburg, Virginia
 Massanutten Military Academy

STAT SUMMARY

PER 40-MINUTE AVG.

* - 2015-16	PPG	RPG	APG	FG%	3FG%	FT%	PTS ⁴⁰	REB ⁴⁰	AST ⁴⁰	T/O ⁴⁰	STL ⁴⁰	BLK ⁴⁰
SEASON *	13.4	4.9	4.8	42%	39%	76%	16.4	6.0	5.8	2.5	1.9	0.1
BIG 12 *	13.5	6.3	3.4	36%	33%	76%	15.1	7.0	3.8	3.5	1.3	0.0
CAREER	10.0	3.1	3.4	43%	39%	75%	15.0	4.7	5.1	2.5	1.6	0.1

CAREER HONORS

2015-16: Oscar Robertson Trophy Watch List (1 of 33)... Naismith Trophy Watch List (1 of 50)... Maui Invitational co-MVP... Bob Cousy Award Watch List... Preseason All-Big 12 Honorable Mention. 2014-15: All-Big 12 Second Team (Big 12/AP)... Orlando Classic All-Tournament Team.

OVERVIEW

A well-rounded point guard that can run the floor as well as score... His 1,901 points at Petersburg High School rank second only to former NBA great and PHS alum, Moses Malone... Went on to play a prep season at Massanutten Military Academy following his high school career... Averaged 22.2 points, 6.0 assists and 4.0 rebounds in 2012-13.

CAREER HIGHS

PTS	21	at Iowa State (1/17/15) / at Oklahoma (3/7/15) / HARVARD (12/5/15)
REB	10	vs Michigan St. (11/30/14) / at Texas Tech (1/9/16)
FG	8	four times, last at TCU (1/28/15)
FGA	20	OKLAHOMA (01/04/16)
3FG	4	at Temple (12/22/14)
3FGA	6	at Temple (12/22/14)
FT	11	vs Duke (11/12/13) / WEST VIRGINIA (3/3/15)
FTA	12	three times, last vs. Oregon State (12/12/15)
AST	9	LAFAYETTE (12/20/14) / NORTHERN COLO. (11/13/15) / MONTANA (12/19/15)
STL	4	UNLV (1/4/15) / LOYOLA (12/1/15) / HARVARD (12/5/15)
BLK	1	six times, last vs. MONTANA (12/19/15)
MIN	53	OKLAHOMA (01/04/16)

GAME MISCELLANEOUS

	FRESHMAN	SOPHOMORE	JUNIOR	CAREER
Double-Doubles	0	1	1	2
10+ PTS	7	30	19	56
20+ PTS	-	3	1	4
5+ REB	-	12	12	24
5+ AST	5	13	11	29
10+ AST	-	-	-	0
2+ STL	2	14	8	24
2+ BLK	-	-	-	0
PTS Team Leader	2	8	3	13
REB Team Leader	-	4	3	7
AST Team Leader	9	24	14	47
STL Team Leader	4	17	8	29

CAREER OVERALL

SEASON	GP	GS	MIN	FG	3FG	FT	REB	REB/G	AST/G	PTS	PTS/G
2013-14	35	3	16.2	.417	.327	.662	46	1.3	2.1	191	5.5
2014-15	36	36	33.5	.441	.429	.786	141	3.9	3.9	452	12.6
2015-16	20	20	32.6	.419	.390	.755	97	4.9	4.8	267	13.4
TOTAL	91	59	26.6	.429	.392	.748	284	3.1	3.4	910	10.0

CAREER BIG 12

SEASON	GP	GS	MIN	FG	3FG	FT	REB	REB/G	AST/G	PTS	PTS/G
2013-14	18	0	14.2	.462	.417	.529	16	.9	1.7	79	4.4
2014-15	18	18	33.8	.425	.353	.782	65	3.6	4.0	231	12.8
2015-16	8	8	35.8	.356	.333	.756	50	6.3	3.4	108	13.5
TOTAL	44	26	26.1	.413	.362	.743	131	3.0	5.5	418	9.5

2015-16 GAME-BY-GAME

DATE	OPPONENT	MIN	FG	3FG	FT	REB	AST	T/O	BLK	STL	PTS
11/13	NORTHERN COLO.	*23	3-6	3-3	2-2	4	9	2	0	1	11
11/17	vs. Michigan St. &	*34	5-15	0-3	4-6	5	3	1	0	3	14
11/23	vs. Chaminade #	*26	5-9	1-3	3-3	6	7	2	0	1	14
11/24	vs. UCLA #	*31	4-7	0-2	8-9	5	7	0	0	2	16
11/25	vs. Vanderbilt #	*34	4-13	0-1	2-3	5	3	1	0	0	10
12/1	LOYOLA (Md.)	*30	4-13	2-5	0-1	6	5	1	0	4	10
12/5	HARVARD	*38	7-11	2-3	5-7	3	5	3	0	4	21
12/9	HOLY CROSS	*27	5-6	2-2	1-1	3	5	2	1	0	13
12/12	OREGON STATE	*38	5-8	0-1	8-12	2	6	1	0	3	18
12/19	MONTANA	*23	2-5	1-1	2-3	2	9	0	1	0	7
12/22	at San Diego St.	*30	5-12	2-3	0-0	4	3	1	0	1	12
12/29	UC IRVINE	*31	4-8	0-2	5-6	2	6	2	0	3	13
1/2	BAYLOR *	*28	5-9	0-2	1-1	5	4	2	0	1	11
1/4	OKLAHOMA *	*53	5-20	1-5	4-5	7	6	4	0	3	15
1/9	at Texas Tech *	*31	3-8	3-6	8-8	10	5	2	0	1	17
1/12	at West Virginia *	*33	3-6	2-2	4-7	3	2	7	0	0	12
1/16	TCU *	*36	3-10	0-3	4-6	6	4	1	0	2	10
1/19	at Oklahoma St. *	*34	4-12	2-5	4-7	5	0	2	0	0	14
1/23	TEXAS *	*39	3-14	1-5	6-7	8	3	1	0	1	13
1/25	at Iowa State *	*32	6-11	1-2	3-4	6	3	6	0	1	16
1/30	KENTUCKY										
2/3	KANSAS STATE *										
2/6	at TCU *										
2/9	WEST VIRGINIA *										
2/13	at Oklahoma *										
2/15	OKLAHOMA ST. *										
2/20	at Kansas State *										
2/23	at Baylor *										
2/27	TEXAS TECH *										
2/29	at Texas *										
3/5	IOWA STATE *										

* - Big 12 Conference game; & - Champions Classic (Chicago, Ill.); # = Maui Invitational; % - Big 12 Championship; ! - NCAA Championship



1

WAYNE SELDEN JR.

Guard • 6-5 • 230 • JR
Roxbury, Massachusetts
Tilton School (N.H.)

STAT SUMMARY

PER 40-MINUTE AVG.

* - 2015-16	PPG	RPG	APG	FG%	3FG%	FT%	PTS ⁴⁰	REB ⁴⁰	AST ⁴⁰	T/O ⁴⁰	STL ⁴⁰	BLK ⁴⁰
SEASON *	14.6	3.4	2.7	50%	47%	62%	19.6	4.6	3.6	2.5	1.2	0.5
BIG 12 *	14.1	3.3	2.0	44%	40%	56%	17.1	3.9	2.4	2.4	0.9	0.2
CAREER	10.7	2.9	2.6	43%	38%	64%	14.5	3.9	3.5	2.6	1.0	0.6

CAREER HONORS

2015-16: Wooden Award Midseason Top 25... Oscar Robertson Trophy Watch List (1 of 33)... Naismith Trophy Watch List (1 of 50)... co-Big 12 Player of the Week (11.30.14)... Maui Invitational co-MVP... Maui Invitational All-Tournament Team... Julius Irving Award Watch List. 2014-15: Big 12 Championship All-Tournament team... All-Big 12 Honorable Mention... John R. Wooden Award Preseason Top 50. 2013-14: All-Big 12 Honorable Mention... Wayman Tisdale Freshman of the Week (1.14.14)... Athlon Sports National Freshman of the Week (1.13.14)... Big 12 Newcomer of the Week (1.13.14)... Naismith Trophy Early Watch List... John R. Wooden Preseason List... Wayman Tisdale Award Preseason Watch List by USBWA.

CAREER HIGHS

PTS	25	vs. Iowa State (3/14/15) vs. Vanderbilt (11/25/15)
REB	8	vs. Baylor (3/13/15)
FG	9	four times, last vs. BAYLOR (1/2/16)
FGA	17	at Oklahoma (1/8/14) OKLAHOMA (01/04/16)
3FG	5	four times, last vs. BAYLOR (1/2/16)
3FGA	10	at Oklahoma (1/8/14)
FT	8	BAYLOR (2/14/15) vs Iowa State (3/14/15)
FTA	12	vs Baylor (3/3/15)
AST	9	RIDER (11/24/14) TCU (2/15/14)
STL	3	vs. Stanford (3/23/14) TEXAS TECH (1/10/15)
BLK	4	KANSAS STATE (1/31/15)
MIN	43	vs. Oklahoma State (3/14/14) OKLAHOMA (01/04/16)

GAME MISCELLANEOUS

	FRESHMAN	SOPHOMORE	JUNIOR	CAREER
Double-Doubles	0	0	0	0
10+ PTS	14	14	16	44
20+ PTS	3	4	4	11
5+ REB	3	4	7	14
5+ AST	5	4	2	11
2+ 3FG	11	13	13	37
2+ STL	7	4	3	14
2+ BLK	1	3	1	5
PTS Team Leader	2	5	7	14
REB Team Leader	0	1	1	2
AST Team Leader	7	9	2	18
STL Team Leader	9	5	3	17
BLK Team Leader	0	0	3	3

CAREER OVERALL

SEASON	GP	GS	MIN	FG	3FG	FT	REB	AVG	AST/G	PTS	AVG
2013-14	35	35	29.2	.437	.328	.629	92	2.6	2.5	340	9.7
2014-15	36	36	29.4	.382	.365	.657	101	2.8	2.6	339	9.4
2015-16	20	20	29.7	.502	.467	.623	68	3.4	2.7	291	14.6
TOTAL	91	91	29.4	.434	.382	.640	261	2.9	2.6	970	10.7

CAREER BIG 12

SEASON	GP	GS	MIN	FG	3FG	FT	REB	AVG	AST/G	PTS	AVG
2013-14	18	18	31.1	.453	.346	.705	48	2.7	2.9	203	11.3
2014-15	18	18	28.7	.366	.386	.707	41	2.3	2.6	160	8.9
2015-16	8	8	33.0	.442	.396	.556	26	3.3	2.0	113	14.1
TOTAL	44	44	30.5	.419	.372	.680	115	2.6	2.6	476	10.8

2015-16 GAME-BY-GAME

DATE	OPPONENT	MIN	FG	3FG	FT	REB	AST	T/O	BLK	STL	PTS
11/13	NORTHERN COLO.	*23	4-8	3-6	4-5	1	4	1	0	0	15
11/17	vs. Michigan St. &	*27	3-12	2-6	4-4	1	1	2	0	2	12
11/23	vs. Chaminade #	*24	7-11	4-6	0-1	5	7	4	1	1	18
11/24	vs. UCLA #	*33	5-8	4-5	1-1	1	3	1	0	1	15
11/25	vs. Vanderbilt #	*40	8-11	4-6	5-10	7	0	0	1	1	25
12/1	LOYOLA (Md.)	*27	7-11	3-6	1-2	6	4	2	0	0	18
12/5	HARVARD	*22	3-4	2-3	1-1	2	4	1	1	0	9
12/9	HOLY CROSS	*23	5-9	3-4	2-2	4	4	4	0	2	15
12/12	OREGON STATE	*36	8-12	5-8	1-4	1	1	2	2	1	22
12/19	MONTANA	*26	5-10	0-4	1-2	4	4	1	0	2	11
12/22	at San Diego St.	*22	3-6	1-2	3-3	3	1	1	0	1	10
12/29	UC IRVINE	*26	4-9	0-3	0-0	7	5	2	1	1	8
1/2	BAYLOR *	*34	9-16	5-6	1-2	5	4	0	0	1	24
1/4	OKLAHOMA *	*43	9-17	3-7	0-1	5	2	0	0	1	21
1/9	at Texas Tech *	*33	4-13	1-7	0-0	2	2	1	0	1	9
1/12	at West Virginia *	*25	3-7	3-6	2-2	1	0	6	0	1	11
1/16	TCU *	*33	4-9	1-4	2-4	4	3	2	0	1	11
1/19	at Oklahoma St. *	*29	3-8	1-4	0-1	2	2	3	0	1	7
1/23	TEXAS *	*37	6-15	4-8	3-4	5	2	3	0	0	19
1/25	at Iowa State *	*30	4-10	1-6	2-4	2	1	1	1	0	11
1/30	KENTUCKY										
2/3	KANSAS STATE *										
2/6	at TCU *										
2/9	WEST VIRGINIA *										
2/13	at Oklahoma *										
2/15	OKLAHOMA ST. *										
2/20	at Kansas State *										
2/23	at Baylor *										
2/27	TEXAS TECH *										
2/29	at Texas *										
3/5	IOWA STATE *										

* - Big 12 Conference game; & - Champions Classic (Chicago, Ill.); # = Maui Invitational; % - Big 12 Championship; ! - NCAA Championship



2

LAGERALD VICK

Guard • 6-5 • 175 • FR
 Memphis, Tennessee
 Douglass HS

STAT SUMMARY

PER 40-MINUTE AVG.

* - 2015-16	PPG	RPG	APG	FG%	3FG%	FT%	PTS ⁴⁰	REB ⁴⁰	AST ⁴⁰	T/O ⁴⁰	STL ⁴⁰	BLK ⁴⁰
SEASON *	2.2	0.3	0.5	63%	45%	1/4	16.0	2.5	3.7	3.7	1.2	0.0
BIG 12 *	1.8	0.2	0.0	60%	60%	-	24.0	2.7	0.0	2.7	0.0	0.0

OVERVIEW

Shooting guard who signed a Grant-in-Aid agreement to play at Kansas in early June 2015... Originally part of the 2016 recruiting class but reclassified to the 2015 class... A three-point sharpshooter... Has tremendous quickness and explosiveness... Averaged 4.5 points and 2.3 rebounds in eight games played for USA in winning the gold medal at the 2015 World University Games in Gwanju, Korea.

CAREER HIGHS

PTS	6	vs. Chaminade (11-23-15)
REB	2	vs. Chaminade (11-23-15)
FG	3	vs. Chaminade (11-23-15)
FGA	5	NORTHERN COLO. (11/13/15)
3FG	1	three times, last vs. BAYLOR (1-2-16)
3FGA	2	vs. Chaminade (11-23-15) at West Virginia (1-12-16)
FT	1	NORTHERN COLO. (11/13/15)
FTA	2	NORTHERN COLO. (11/13/15) vs. Chaminade (11-23-15)
AST	2	LOYOLA (12-1-15) HOLY CROSS (12-9-15)
STL	1	LOYOLA-MD. (12-01-15) HOLY CORSS (12-9-15)
BLK	-	
MIN	15	vs. Chaminade (11-23-15)

GAME MISCELLANEOUS

	FRESHMAN
10+ MIN	3
5+ PTS	1
5+ REB	0
2+ AST	3
2+ STL	0
2+ BLK	0
PTS Team Leader	0
REB Team Leader	0
AST Team Leader	0
STL Team Leader	0
BLK Team Leader	0

CAREER OVERALL

SEASON	GP	GS	MIN	FG	3FG	FT	REB	REB/G	AST/G	PTS	PTS/G
2015-16	12	0	5.4	.625	.455	.250	4	0.3	0.5	26	2.2
TOTAL	12	0	5.4	.625	.455	.250	4	0.3	0.5	26	2.2

CAREER BIG 12

SEASON	GP	GS	MIN	FG	3FG	FT	REB	REB/G	AST/G	PTS	PTS/G
2015-16	5	0	3.0	.600	.600	.000	1	0.2	0.0	9	1.8
TOTAL	5	0	3.0	.600	.600	.000	1	0.2	0.0	9	1.8

2015-16 GAME-BY-GAME

DATE	OPPONENT	MIN	FG	3FG	FT	REB	AST	T/O	BLK	STL	PTS
11/13	NORTHERN COLO.	11	1-2	0-1	1-2	0	0	1	0	0	3
11/17	vs. Michigan St. &										— DID NOT PLAY —
11/23	vs. Chaminade #	15	3-5	0-2	0-0	2	2	2	0	0	6
11/24	vs. UCLA #	4	1-1	1-1	0-0	0	0	1	0	0	3
11/25	vs. Vanderbilt #										— DID NOT PLAY —
12/1	LOYOLA (Md.)	10	1-1	0-0	0-2	1	2	1	0	1	2
12/5	HARVARD										— DID NOT PLAY —
12/9	HOLY CROSS	5	0-1	0-1	0-0	0	2	0	0	1	0
12/12	OREGON STATE	2	0-0	0-0	0-0	0	0	0	0	0	0
12/19	MONTANA										— DID NOT PLAY —
12/22	at San Diego St.										— DID NOT PLAY —
12/29	UC IRVINE	3	1-1	1-1	0-0	0	0	0	0	0	3
1/2	BAYLOR *	2	1-1	1-1	0-0	0	0	0	0	0	3
1/4	OKLAHOMA *										— DID NOT PLAY —
1/9	at Texas Tech *										— DID NOT PLAY —
1/12	at West Virginia *	3	1-2	1-2	0-0	1	0	0	0	0	3
1/16	TCU *	1	0-0	0-0	0-0	0	0	0	0	0	0
1/19	at Oklahoma St. *	8	1-1	1-1	0-0	0	0	1	0	0	3
1/23	TEXAS *										— DID NOT PLAY —
1/25	at Iowa State *	1	0-1	0-1	0-0	0	0	0	0	0	0
1/30	KENTUCKY										
2/3	KANSAS STATE *										
2/6	at TCU *										
2/9	WEST VIRGINIA *										
2/13	at Oklahoma *										
2/15	OKLAHOMA ST. *										
2/20	at Kansas State *										
2/23	at Baylor *										
2/27	TEXAS TECH *										
2/29	at Texas *										
3/5	IOWA STATE *										

* - Big 12 Conference game; & - Champions Classic (Chicago, Ill.); # = Maui Invitational; % - Big 12 Championship; ! - NCAA Championship



4

DEVONTE' GRAHAM

Guard • 6-2 • 175 • SO
 Raleigh, North Carolina
 Brewster Academy (N.H.)

STAT SUMMARY

PER 40-MINUTE AVG.

* - 2015-16	PPG	RPG	APG	FG%	3FG%	FT%	PTS ⁴⁰	REB ⁴⁰	AST ⁴⁰	T/O ⁴⁰	STL ⁴⁰	BLK ⁴⁰
SEASON *	10.5	3.0	3.7	44%	43%	71%	13.3	3.8	4.7	1.5	1.8	0.1
BIG 12 *	11.1	3.3	4.1	46%	46%	80%	13.0	3.8	4.8	2.1	0.9	0.1
CAREER	7.0	2.0	2.9	42%	42%	73%	6.1	1.7	4.7	1.9	1.8	0.1

OVERVIEW

Posted a 2.1 assist-to-turnover ratio against Big 12 foes last season... Joined the freshman class in May after re-opening his recruitment from originally signing at Appalachian State... Spent the 2013-14 season at Brewster Academy prep school in Wolfeboro, New Hampshire... Following a coaching change at ASU, Graham was granted his NLI release in April 2014... Jumped up to No. 36 by Rivals.com after his release from ASU... Known as a true point guard, Graham led Brewster Academy to the 2014 national prep championship.

CAREER HIGHS

PTS	22	OKLAHOMA (01/04/16)
REB	7	OKLAHOMA (01/04/16)
FG	7	TCU (2/21/15)
FGA	14	at Oklahoma (3-7-15)
3FG	3	five times, last vs. UC IRVINE (12-29-15)
3FGA	8	vs. Wichita State (3-22-15)
FT	9	FLORIDA (12-5-14)
FTA	10	FLORIDA (12-5-14)
AST	8	NORTHERN COLO. (11/13/15)
STL	5	vs. Wichita State (3-22-15)
BLK	1	HOLY CROSS (12-9-15) at Iowa State (1-250-16)
MIN	46	OKLAHOMA (01/04/16)

GAME MISCELLANEOUS

	FRESHMAN	SOPHOMORE	CAREER
Double-Doubles	0	0	0
10+ PTS	6	12	18
20+ PTS	1	1	2
5+ REB	1	2	3
5+ AST	1	5	6
2+ 3FG	6	11	17
2+ STL	4	8	12
2+ BLK	0	0	0
PTS Team Leader	2	0	2
REB Team Leader	1	0	1
AST Team Leader	11	9	20
STL Team Leader	7	8	15

CAREER OVERALL

SEASON	GP	GS	MIN	FG	3FG	FT	REB	REB/G	AST/G	PTS	PTS/G
2014-15	29	0	17.8	.393	.425	.724	43	1.5	2.1	164	5.7
2015-16	20	19	31.6	.440	.427	.714	60	3.0	3.7	210	10.5
TOTAL	49	19	23.4	.421	.426	.720	103	2.1	2.8	374	7.6

CAREER BIG 12

SEASON	GP	GS	MIN	FG	3FG	FT	REB	REB/G	AST/G	PTS	PTS/G
2014-15	17	0	17.6	.388	.36	.694	23	1.4	2.3	86	5.1
2015-16	8	8	34.1	.462	.464	.800	26	3.3	4.1	89	11.1
TOTAL	25	8	22.9	.424	.415	.732	49	2.0	2.9	175	7.0

2015-16 GAME-BY-GAME

DATE	OPPONENT	MIN	FG	3FG	FT	REB	AST	T/O	BLK	STL	PTS
11/13	NORTHERN COLO.	*24	3-11	2-6	5-6	3	8	1	0	3	13
11/17	vs. Michigan St. &	*38	1-9	0-4	2-2	2	4	1	0	1	4
11/23	vs. Chaminade #	*28	6-10	3-5	0-0	3	3	0	0	2	15
11/24	vs. UCLA #	*25	4-8	1-2	0-0	2	3	1	0	3	9
11/25	vs. Vanderbilt #	*34	4-9	3-5	1-2	6	1	1	0	1	12
12/1	LOYOLA (Md.)	*30	3-7	0-1	2-2	3	2	1	0	1	8
12/5	HARVARD	*36	5-12	1-2	1-3	4	3	1	0	3	12
12/9	HOLY CROSS	*24	3-5	2-3	2-2	2	5	0	1	3	10
12/12	OREGON STATE	*35	4-8	1-4	1-4	3	5	0	0	3	10
12/19	MONTANA	21	4-7	1-2	0-0	2	1	2	0	0	9
12/22	at San Diego St.	*34	4-10	2-6	0-0	3	3	1	0	2	10
12/29	UC IRVINE	*30	3-7	3-7	0-1	1	3	0	0	0	9
1/2	BAYLOR *	*32	6-8	2-4	1-1	2	4	0	0	3	15
1/4	OKLAHOMA *	*46	6-12	2-2	8-9	7	3	4	0	1	22
1/9	at Texas Tech *	*30	1-6	0-2	2-2	4	2	1	0	1	4
1/12	at West Virginia *	*31	2-7	2-3	1-4	3	3	1	0	0	7
1/16	TCU *	*27	3-6	2-4	2-2	0	6	2	0	0	10
1/19	at Oklahoma St. *	*35	4-9	1-4	1-1	3	5	1	0	1	10
1/23	TEXAS *	*37	5-10	3-6	1-1	3	6	2	0	0	14
1/25	at Iowa State *										
1/30	KENTUCKY										
2/3	KANSAS STATE *										
2/6	at TCU *										
2/9	WEST VIRGINIA *										
2/13	at Oklahoma *										
2/15	OKLAHOMA ST. *										
2/20	at Kansas State *										
2/23	at Baylor *										
2/27	TEXAS TECH *										
2/29	at Texas *										
3/5	IOWA STATE *										

* - Big 12 Conference game; & - Champions Classic (Chicago, Ill.); # = Maui Invitational; % - Big 12 Championship; ! - NCAA Championship



5

EVAN MANNING

Guard • 6-3 • 170 • SR
Lawrence, Kansas
New Hampton Prep (N.H.)

STAT SUMMARY

PER 40-MINUTE AVG.

* - 2015-16	PPG	RPG	APG	FG%	3FG%	FT%	PTS ⁴⁰	REB ⁴⁰	AST ⁴⁰	T/O ⁴⁰	STL ⁴⁰	BLK ⁴⁰
SEASON *	0.9	0.2	0.1	50%	50%	-	15.0	3.3	1.7	1.7	6.7	0.0
BIG 12 *	0.0	0.0	0.5	0%	0%	-	0.0	0.0	13.3	0.0	0.0	0.0
CAREER	0.7	0.2	0.1	41%	39%	50%	4.6	1.3	2.1	3.4	4.2	0.0

CAREER HONORS

2012-13: Athletic Director's and Big 12 Commissioner's Honor Rolls (fall 2012)...
Academic All-Big 12 Rookie Team.

OVERVIEW

Son of KU great Danny Manning, current head coach at Wake Forest... An invited walk-on who joined the team in 2012... Graduated from Lawrence Free State High School and played at New Hampton Prep in 2011-12.

CAREER HIGHS

PTS	3	three times, last HOLY CROSS (12-9-15)
REB	2	WASHINGTON ST. (11-19-12)
FG	1	eight times, last HOLY CROSS (12-9-15)
FGA	2	four times, last vs. LAFAYETTE (12/20/14)
3FG	1	six times, last vs. HOLY CROSS (12-9-15)
3FGA	2	WEST VIRGINIA (3-2-13)
FT	1	GEORGETOWN (12-21-13)
FTA	2	GEORGETOWN (12-21-13)
AST	2	LAFAYETTE (12-20-14)
STL	2	HOLY CROSS (12-9-15)
BLK	--	
MIN	6	three times, last vs. LAFAYETTE (12/20/14)

GAME MISCELLANEOUS

	FRESHMAN	SOPH.	JUNIOR	SENIOR	CAREER
5+ MIN	1	0	3	0	4
2+ PTS	3	1	2	3	9
2+ REB	1	0	0	0	1
2+ AST	0	0	1	0	1
2+ STL	0	0	0	1	1
2+ BLK	0	0	0	0	0

CAREER OVERALL

SEASON	GP	GS	MIN	FG	3FG	FT	REB	REB/G	AST/G	PTS	PTS/G
2012-13	12	0	2.8	3-7	2-6	-	5	0.4	0.1	8	0.7
2013-14	6	0	1.7	1-4	1-3	1-2	0	0.0	0.2	4	0.7
2014-15	9	0	3.0	2-5	1-3	-	2	0.2	0.2	5	0.6
2015-16	10	0	2.4	.500	.500	-	2	0.2	0.1	9	0.9
TOTAL	37	0	2.6	.409	.389	.500	9	0.2	0.1	26	0.7

CAREER BIG 12

SEASON	GP	GS	MIN	FG	3FG	FT	REB	REB/G	AST/G	PTS	PTS/G
2012-13	5	0	2.4	1-3	1-3	-	2	0.4	0.0	3	0.6
2013-14	3	0	1.7	1-1	1-1	-	0	0.0	0.0	3	1.0
2014-15	3	0	1.7	2-2	1-1	-	1	0.3	0.0	5	1.7
2015-16	2	0	1.5	.000	.000	-	0	0.0	0.5	0	0.0
TOTAL	13	0	1.9	.571	.500	-	3	0.2	0.1	11	0.8

2015-16 GAME-BY-GAME

DATE	OPPONENT	MIN	FG	3FG	FT	REB	AST	T/O	BLK	STL	PTS
11/13	NORTHERN COLO.	3	1-1	1-1	0-0	1	0	1	0	0	3
11/17	vs. Michigan St. &										— DID NOT PLAY —
11/23	vs. Chaminade #	3	1-1	1-1	0-0	0	0	0	0	0	3
11/24	vs. UCLA #	2	0-0	0-0	0-0	0	0	0	0	0	0
11/25	vs. Vanderbilt #										— DID NOT PLAY —
12/1	LOYOLA (Md.)	4	0-1	0-1	0-0	0	0	0	0	1	0
12/5	HARVARD										— DID NOT PLAY —
12/9	HOLY CROSS	3	1-1	1-1	0-0	0	0	0	0	2	3
12/12	OREGON STATE	1	0-0	0-0	0-0	0	0	0	0	0	0
12/19	MONTANA	4	0-1	0-1	0-0	0	0	0	0	0	0
12/22	at San Diego St.										— DID NOT PLAY —
12/29	UC IRVINE	1	0-0	0-0	0-0	1	0	0	0	1	0
1/2	BAYLOR *	2	0-1	0-1	0-0	0	1	0	0	0	0
1/4	OKLAHOMA *										— DID NOT PLAY —
1/9	at Texas Tech *										— DID NOT PLAY —
1/12	at West Virginia *	1	0-0	0-0	0-0	0	0	0	0	0	0
1/16	TCU *										— DID NOT PLAY —
1/19	at Oklahoma St. *										— DID NOT PLAY —
1/23	TEXAS *										— DID NOT PLAY —
1/25	at Iowa State *										— DID NOT PLAY —
1/30	KENTUCKY										— DID NOT PLAY —
2/3	KANSAS STATE *										— DID NOT PLAY —
2/6	at TCU *										— DID NOT PLAY —
2/9	WEST VIRGINIA *										— DID NOT PLAY —
2/13	at Oklahoma *										— DID NOT PLAY —
2/15	OKLAHOMA ST. *										— DID NOT PLAY —
2/20	at Kansas State *										— DID NOT PLAY —
2/23	at Baylor *										— DID NOT PLAY —
2/27	TEXAS TECH *										— DID NOT PLAY —
2/29	at Texas *										— DID NOT PLAY —
3/5	IOWA STATE *										— DID NOT PLAY —

* - Big 12 Conference game; & - Champions Classic (Chicago, Ill.); # = Maui Invitational; % - Big 12 Championship; ! - NCAA Championship



10

SVI MYKHAILIUKGuard • 6-8 • 195 • SO
Cherkasy, Ukraine
Cherkasy First City Gymnasia**STAT SUMMARY****PER 40-MINUTE AVG.**

* - 2015-16	PPG	RPG	APG	FG%	3FG%	FT%	PTS ⁴⁰	REB ⁴⁰	AST ⁴⁰	T/O ⁴⁰	STL ⁴⁰	BLK ⁴⁰
SEASON *	5.7	1.3	0.8	39%	33%	71%	17.3	4.0	2.6	2.2	1.0	0.6
BIG 12 *	3.6	1.3	0.6	28%	28%	67%	14.1	5.1	2.3	1.7	2.3	0.6
CAREER	4.0	1.2	0.7	35%	31%	74%	13.3	4.1	2.4	2.1	1.0	0.4

CAREER HONORS

2015-16: Julius Erving Award Watch List.

OVERVIEW

A three-point specialist who started six games as a freshman in 2014-15... A late addition to the freshman class as he joined the team in late May... The youngest player on the KU roster at 17 years old, finishing high school at 16 years old in his native Ukraine... Spent more time competing this summer than any of his Jayhawk teammates after making Ukraine's U18 team at the European Championships and the national team at the 2014 FIBA World Cup.

CAREER HIGHS

PTS	18	vs. Chaminade (11-23-15)
REB	5	RIDER (11-24-14)
FG	6	vs. Chaminade (11-23-15)
FGA	13	vs. UCLA (11-24-15)
3FG	6	vs. Chaminade (11-23-15)
3FGA	11	vs. Chaminade (11-23-15)
FT	5	BAYLOR (1-2-16)
FTA	6	BAYLOR (1-2-16)
AST	3	two times, last vs. Chaminade (11-23-15)
STL	1	10 times, last vs. Vanderbilt (11-25-15)
BLK	1	four times, last vs. UCLA (11-24-15)
MIN	32	vs. Michigan St. (11-30-14)

GAME MISCELLANEOUS

	FRESHMAN	SOPHOMORE	CAREER
Double-Doubles	0	0	0
10+ PTS	3	4	7
5+ REB	1	0	1
3+ AST	1	1	2
2+ 3FG	3	4	7
2+ STL	0	0	0
2+ BLK	0	0	0
PTS Team Leader	0	1	1
REB Team Leader	1	0	1
AST Team Leader	2	0	2
STL Team Leader	3	2	5

CAREER OVERALL

SEASON	GP	GS	MIN	FG	3FG	FT	REB	REB/G	AST/G	PTS	PTS/G
2014-15	26	6	11.2	.306	.288	.833	31	1.2	0.7	72	2.8
2015-16	19	0	13.1	.392	.328	.706	25	1.3	0.8	108	5.7
TOTAL	45	6	12.0	.352	.310	.739	56	1.2	0.7	180	4.0


CAREER BIG 12

SEASON	GP	GS	MIN	FG	3FG	FT	REB	REB/G	AST/G	PTS	PTS/G
2014-15	9	0	6.0	.278	.250	-	5	0.6	0.1	13	1.4
2015-16	7	0	10.1	.280	.278	.667	9	1.3	0.6	25	3.6
TOTAL	16	0	7.8	.279	.267	.667	14	0.9	0.3	38	2.4

2015-16 GAME-BY-GAME

DATE	OPPONENT	MIN	FG	3FG	FT	REB	AST	T/O	BLK	STL	PTS
11/13	NORTHERN COLO.	16	2-3	1-2	0-1	0	0	0	1	0	5
11/17	vs. Michigan St. &	12	1-4	0-0	2-2	1	2	0	1	0	4
11/23	vs. Chaminade #	19	6-12	6-11	0-0	3	3	1	0	1	18
11/24	vs. UCLA #	22	5-13	2-9	1-2	4	2	2	1	0	13
11/25	vs. Vanderbilt #	11	3-5	1-2	0-0	1	1	2	0	1	7
12/1	LOYOLA (Md.)	16	4-9	1-4	1-1	1	2	2	0	0	10
12/5	HARVARD	25	3-9	1-6	0-0	1	0	1	0	0	7
12/9	HOLY CROSS	18	2-5	1-3	2-2	4	1	2	0	0	7
12/12	OREGON STATE	6	1-2	0-0	0-0	0	0	0	0	0	2
12/19	MONTANA	16	4-7	2-4	0-0	0	0	0	0	0	10
12/22	at San Diego St.	7	0-2	0-2	0-0	0	1	0	0	0	0
12/29	UC IRVINE	10	0-1	0-0	0-0	1	0	1	0	0	0
1/2	BAYLOR *	4	0-1	0-0	5-6	1	0	0	0	0	5
1/4	OKLAHOMA *	6	1-2	1-2	0-0	0	0	0	0	0	3
1/9	at Texas Tech *	14	2-3	2-3	1-2	2	0	0	0	1	7
1/12	at West Virginia *	17	0-4	0-3	0-0	0	1	1	1	1	0
1/16	TCU *	13	3-8	1-5	0-1	2	2	2	0	1	7
1/19	at Oklahoma St. *	16	1-7	1-5	0-0	4	1	0	0	1	3
1/23	TEXAS *										DID NOT PLAY
1/25	at Iowa State *	1	0-0	0-0	0-0	0	0	0	0	0	0
1/30	KENTUCKY										
2/3	KANSAS STATE *										
2/6	at TCU *										
2/9	WEST VIRGINIA *										
2/13	at Oklahoma *										
2/15	OKLAHOMA ST. *										
2/20	at Kansas State *										
2/23	at Baylor *										
2/27	TEXAS TECH *										
2/29	at Texas *										
3/5	IOWA STATE *										

* - Big 12 Conference game; & - Champions Classic (Chicago, Ill.); # = Maui Invitational; % - Big 12 Championship; ! - NCAA Championship



11

TYLER SELFGuard • 6-2 • 165 • JR
Lawrence, Kansas
Lawrence Free State HS**STAT SUMMARY****PER 40-MINUTE AVG.**

* - 2015-16	PPG	RPG	APG	FG%	3FG%	FT%	PTS ⁴⁰	REB ⁴⁰	AST ⁴⁰	T/O ⁴⁰	STL ⁴⁰	BLK ⁴⁰
SEASON *	0.3	0.2	0.3	25%	33%	0%	5.5	3.6	5.5	12.7	0.0	0.0
BIG 12 *	0.0	0.0	0.0	-	-	-	0.0	0.0	0.0	0.0	0.0	0.0
CAREER	0.3	0.2	0.2	29%	14%	0%	6.1	3.4	4.1	8.8	0.0	0.0

CAREER HONORS

2012-13: Athletic Director's and Big 12 Commissioner's Honor Rolls (fall 2012)...
Academic All-Big 12 Rookie Team.

OVERVIEW

Son of Bill Self... Missed the 2013-14 season due to a foot injury... Played in three games for USA in winning the gold medal at the 2015 World University Games in Gwanju, Korea.

CAREER HIGHS

PTS	3	LOYOLA (12-1-15)
REB	1	seven times
FG	1	four times, last vs. LOYOLA (12-1-15)
FGA	2	AMERICAN (12-29-12)
3FG	1	LOYOLA (12-1-15)
3FGA	1	nine times, last vs. LOYOLA (12-1-15)
FT	--	
FTA	1	MONTANA (12-19-15) TEXAS (2-16-13)
AST	1	seven times, last vs. HOLY CROSS (12-9-15)
STL	--	
BLK	--	
MIN	3	eight times, last vs. LOYOLA (12-1-15)

GAME MISCELLANEOUS

	FRESHMAN	SOPHOMORE	JUNIOR	CAREER
5+ MIN	1	0	0	1
2+ PTS	2	1	1	4
2+ REB	0	0	0	0
2+ AST	0	0	0	0
2+ STL	0	0	0	0
2+ BLK	0	0	0	0

CAREER OVERALL

SEASON	GP	GS	MIN	FG	3FG	FT	REB	REB/G	AST/G	PTS	PTS/G
2012-13	11	0	2.3	2-6	0-2	0-1	2	0.2	0.2	4	0.4
2014-15	7	0	1.7	1-4	0-2	-	1	0.1	0.1	2	0.3
2015-16	9	0	2.4	1-4	1-3	0-1	2	0.2	0.3	3	0.3
TOTAL	27	0	2.2	.286	.143	.000	5	0.2	0.2	9	0.3

CAREER BIG 12

SEASON	GP	GS	MIN	FG	3FG	FT	REB	REB/G	AST/G	PTS	PTS/G
2012-13	4	0	2.3	1-2	-	0-1	1	0.3	0.3	2	0.5
2014-15	2	0	2.5	-	-	-	1	0.5	0.0	0	0.0
2015-16	1	0	2.0	-	-	-	0	0.0	0.0	0	0.0
TOTAL	7	0	2.3	.500	-	.000	2	0.3	0.1	2	0.3

2015-16 GAME-BY-GAME

DATE	OPPONENT	MIN	FG	3FG	FT	REB	AST	T/O	BLK	STL	PTS
11/13	NORTHERN COLO.	3	0-1	0-0	0-0	0	1	2	0	0	0
11/17	vs. Michigan St. &										
11/23	vs. Chaminade #	3	0-1	0-1	0-0	1	1	0	0	0	0
11/24	vs. UCLA #	2	0-1	0-1	0-0	1	0	1	0	0	0
11/25	vs. Vanderbilt #										
12/1	LOYOLA (Md.)	3	1-1	1-1	0-0	0	0	2	0	0	3
12/5	HARVARD										
12/9	HOLY CROSS	3	0-0	0-0	0-0	0	1	0	0	0	0
12/12	OREGON STATE	1	0-0	0-0	0-0	0	0	0	0	0	0
12/19	MONTANA	4	0-0	0-0	0-1	0	0	2	0	0	0
12/22	at San Diego St.										
12/29	UC IRVINE	1	0-0	0-0	0-0	0	0	0	0	0	0
1/2	BAYLOR *	2	0-0	0-0	0-0	0	0	0	0	0	0
1/4	OKLAHOMA *										
1/9	at Texas Tech *										
1/12	at West Virginia *										
1/16	TCU *										
1/19	at Oklahoma St. *										
1/23	TEXAS *										
1/25	at Iowa State *										
1/30	KENTUCKY										
2/3	KANSAS STATE *										
2/6	at TCU *										
2/9	WEST VIRGINIA *										
2/13	at Oklahoma *										
2/15	OKLAHOMA ST. *										
2/20	at Kansas State *										
2/23	at Baylor *										
2/27	TEXAS TECH *										
2/29	at Texas *										
3/5	IOWA STATE *										

* - Big 12 Conference game; & - Champions Classic (Chicago, Ill.); # = Maui Invitational; % - Big 12 Championship; ! - NCAA Championship



13

CHEICK DIALLO

Forward • 6-9 • 220 • FR
 Kayes, Mali, Africa
 Our Savior New American HS (N.Y.)

STAT SUMMARY

PER 40-MINUTE AVG.

* - 2015-16	PPG	RPG	BPG	FG%	3FG%	FT%	PTS ⁴⁰	REB ⁴⁰	AST ⁴⁰	T/O ⁴⁰	STL ⁴⁰	BLK ⁴⁰
SEASON *	4.4	2.7	0.9	56%	-	60%	18.9	11.6	0.3	2.4	1.2	4.0
BIG 12 *	2.4	2.3	0.9	57%	-	25%	12.1	11.4	0.0	0.0	1.4	4.3

CAREER HONORS

2015-16: Wayman Tisdale Award Watch List (1 of 14)... Kareem Abdul-Jabbar Award Watch List... Preseason Big 12 Freshman of the Year.

OVERVIEW

An explosive, high motor forward who was the MVP of the 2015 McDonald's All-American Game... One of four McDonald's All-Americans on the KU roster (Wayne Selden Jr., Carlton Bragg Jr. and Perry Ellis)... Widely known for his defense and length with a 7-4 wingspan.

CAREER HIGHS

PTS	13	LOYOLA (12-1-15)
REB	9	TCU (1-16-16)
FG	6	LOYOLA (12-1-15)
FGA	8	LOYOLA (12-1-15)
3FG	-	
3FGA	-	
FT	4	HOLY CROSS (12-9-15) UC IRVINE (12-29-15)
FTA	4	four times, last vs. UC IRVINE (12-29-15)
AST	1	MONTANA (12-19-15) at San Diego St. (12-22-15)
STL	1	MONTANA (12-19-15) at West Virginia (1-12-16)
BLK	5	TCU (1-16-16)
MIN	21	TCU (1-16-16)

GAME MISCELLANEOUS

FRESHMAN / CAREER

Double-Doubles	0
10+ PTS	2
20+ PTS	0
5+ REB	2
10+ REB	0
3+ AST	0
2+ STL	0
2+ BLK	2
PTS Team Leader	0
REB Team Leader	2
AST Team Leader	0
STL Team Leader	1
BLK Team Leader	2

CAREER OVERALL

SEASON	GP	GS	MIN	FG	3FG	FT	REB	REB/G	BLK/G	PTS	PTS/G
2015-16	14	1	9.4	.556	.000	.600	38	2.7	0.9	62	4.4
TOTAL	14	1	9.4	.556	.000	.600	38	2.7	0.9	62	4.4

CAREER BIG 12

SEASON	GP	GS	MIN	FG	3FG	FT	REB	REB/G	BLK/G	PTS	PTS/G
2015-16	7	1	8.0	.571	.000	.250	16	2.3	0.9	17	2.4
TOTAL	7	1	8.0	.571	.000	.250	16	2.3	0.9	17	2.4

2015-16 GAME-BY-GAME

DATE	OPPONENT	MIN	FG	3FG	FT	REB	AST	T/O	BLK	STL	PTS
11/13	NORTHERN COLO.										— DID NOT PLAY —
11/17	vs. Michigan St. &										— DID NOT PLAY —
11/23	vs. Chaminade #										— DID NOT PLAY —
11/24	vs. UCLA #										— DID NOT PLAY —
11/25	vs. Vanderbilt #										— DID NOT PLAY —
12/1	LOYOLA (Md.)	16	6-8	0-0	1-4	6	0	1	3	0	13
12/5	HARVARD	7	1-5	0-0	2-4	2	0	0	1	0	4
12/9	HOLY CROSS	18	4-7	0-0	4-4	4	0	4	1	0	12
12/12	OREGON STATE	7	1-2	0-0	0-0	2	0	0	1	0	2
12/19	MONTANA	10	2-4	0-0	0-0	3	1	2	1	1	4
12/22	at San Diego St.	9	2-3	0-0	0-0	3	0	0	0	1	4
12/29	UC IRVINE	8	1-2	0-0	4-4	2	0	1	0	0	6
1/2	BAYLOR *	6	2-4	0-0	0-0	2	0	0	1	0	4
1/4	OKLAHOMA *	5	0-0	0-0	0-0	1	0	0	0	0	0
1/9	at Texas Tech *	3	0-0	0-0	0-0	1	0	0	0	0	0
1/12	at West Virginia *	4	0-0	0-0	0-0	1	0	0	0	1	0
1/16	TCU *	21	4-7	0-0	1-2	9	0	0	5	0	9
1/19	at Oklahoma St. *	*13	2-3	0-0	0-2	2	0	0	0	1	4
1/23	TEXAS *										— DID NOT PLAY —
1/25	at Iowa State *	4	0-0	0-0	0-0	0	0	0	0	0	0
1/30	KENTUCKY										
2/3	KANSAS STATE *										
2/6	at TCU *										
2/9	WEST VIRGINIA *										
2/13	at Oklahoma *										
2/15	OKLAHOMA ST. *										
2/20	at Kansas State *										
2/23	at Baylor *										
2/27	TEXAS TECH *										
2/29	at Texas *										
3/5	IOWA STATE *										

* - Big 12 Conference game; & - Champions Classic (Chicago, Ill.); # = Maui Invitational; % - Big 12 Championship; ! - NCAA Championship



14

BRANNEN GREENE

Guard • 6-7 • 215 • JR
 Juliette, Georgia
 Tift County HS

STAT SUMMARY

PER 40-MINUTE AVG.

* - 2015-16	PPG	RPG	APG	FG%	3FG%	FT%	PTS ⁴⁰	REB ⁴⁰	AST ⁴⁰	T/O ⁴⁰	STL ⁴⁰	BLK ⁴⁰
SEASON *	6.8	2.4	1.0	57%	54%	78%	18.1	6.3	2.7	2.7	1.0	0.2
BIG 12 *	4.6	3.1	0.9	43%	44%	80%	12.8	8.8	2.4	3.6	0.8	0.0
CAREER	4.7	1.8	0.7	44%	44%	42%	15.6	5.9	2.2	2.6	0.9	0.2

OVERVIEW

Made his last 15 free throws to end 2014-15 and had a string of 21-straight free throws made from the end of 2013-14 into 2014-15... An aggressive shooter who is quick off the dribble, which pairs well with his accuracy at the free throw line.

CAREER HIGHS

PTS	19	at Georgetown (12-10-14)
REB	7	at TCU (1-28-15)
FG	5	4x, last HOLY CROSS (12-9-15)
FGA	8	vs. Rhode Island (11-27-14)
3FG	5	at Georgetown (12-10-14) NORTHERN COLO. (11/13/15)
3FGA	5	8x, last vs. NORTHERN COLO. (11/13/15)
FT	8	vs. UC IRVINE (12-29-15)
FTA	11	vs. UC IRVINE (12-29-15)
AST	3	MONTANA (12-19-15) at Oklahoma State (2-7-15) at Iowa State (1-25-16)
STL	3	at Kansas State (2-10-14)
BLK	1	5x, last at San Diego State (12-22-15)
MIN	29	2x, last at Oklahoma State (2-7-15)

GAME MISCELLANEOUS

	FRESHMAN	SOPHOMORE	JUNIOR	CAREER
Double-Doubles	0	0	0	0
10+ PTS	1	9	4	14
20+ PTS	0	0	0	0
5+ REB	1	3	0	4
3+ AST	0	1	2	3
2+ 3FG	0	12	6	18
2+ STL	1	2	0	3
2+ BLK	0	0	0	0
PTS Team Leader	0	2	1	3
REB Team Leader	0	1	0	1
AST Team Leader	0	1	0	1
STL Team Leader	1	3	0	4

CAREER OVERALL

SEASON	GP	GS	MIN	FG	3FG	FT	REB	REB/G	AST/G	PTS	PTS/G
2013-14	28	0	6.6	.385	.333	.842	28	1.0	0.4	66	2.4
2014-15	35	2	15	.422	.404	.917	74	2.1	0.8	198	5.7
2015-16	14	1	15.0	.574	.541	.778	33	2.4	1.0	95	6.8
TOTAL	77	3	11.9	.444	.422	.862	135	1.8	0.7	359	4.7

CAREER BIG 12

SEASON	GP	GS	MIN	FG	3FG	FT	REB	REB/G	AST/G	PTS	PTS/G
2013-14	16	0	6.1	.400	.375	.857	19	1.2	0.4	42	2.6
2014-15	17	0	15.9	.440	.431	.879	50	2.9	0.7	117	6.9
2015-16	7	0	14.3	.435	.444	.800	22	3.1	0.9	32	4.6
TOTAL	40	0	11.7	.430	.424	.865	91	2.3	0.6	191	4.8

2015-16 GAME-BY-GAME

DATE	OPPONENT	MIN	FG	3FG	FT	REB	AST	T/O	BLK	STL	PTS
11/13	NORTHERN COLO.	14	6-6	5-5	1-2	2	1	1	0	1	18
11/17	vs. Michigan St. &	9	0-0	0-0	6-6	0	1	0	0	0	6
11/23	vs. Chaminade #										— DID NOT PLAY —
11/24	vs. UCLA #										— DID NOT PLAY —
11/25	vs. Vanderbilt #										— DID NOT PLAY —
12/1	LOYOLA (Md.)										— DID NOT PLAY —
12/5	HARVARD										— DID NOT PLAY —
12/9	HOLY CROSS	17	5-6	3-4	1-1	1	1	1	0	0	14
12/12	OREGON STATE	7	0-1	0-1	0-0	1	0	1	0	0	0
12/19	MONTANA	*19	4-5	3-4	0-0	2	3	1	0	1	11
12/22	at San Diego St.	26	1-3	1-3	1-2	4	1	1	1	1	4
12/29	UC IRVINE	18	1-3	0-2	8-11	1	1	0	0	0	10
1/2	BAYLOR *	18	2-6	1-2	3-4	3	1	1	0	1	8
1/4	OKLAHOMA *	17	2-3	2-3	0-0	5	2	1	0	7	6
1/9	at Texas Tech *	11	2-3	2-3	0-0	4	0	3	0	0	6
1/12	at West Virginia *	11	0-2	0-2	0-0	4	0	2	0	0	0
1/16	TCU *	16	1-2	1-2	0-0	1	0	1	0	0	3
1/19	at Oklahoma St. *										— DID NOT PLAY —
1/23	TEXAS *	9	0-2	0-2	0-0	1	0	0	0	0	0
1/25	at Iowa State *	24	3-5	2-4	1-1	4	3	1	0	0	9
1/30	KENTUCKY										
2/3	KANSAS STATE *										
2/6	at TCU *										
2/9	WEST VIRGINIA *										
2/13	at Oklahoma *										
2/15	OKLAHOMA ST. *										
2/20	at Kansas State *										
2/23	at Baylor *										
2/27	TEXAS TECH *										
2/29	at Texas *										
3/5	IOWA STATE *										

* - Big 12 Conference game; & - Champions Classic (Chicago, Ill.); # = Maui Invitational; % - Big 12 Championship; ! - NCAA Championship



15

CARLTON BRAGG JR.

Forward • 6-9 • 220 • FR
Cleveland, Ohio
Villa Angela-St. Joseph HS

STAT SUMMARY

PER 40-MINUTE AVG.

* - 2015-16	PPG	RPG	APG	FG%	3FG%	FT%	PTS ⁴⁰	REB ⁴⁰	AST ⁴⁰	T/O ⁴⁰	STL ⁴⁰	BLK ⁴⁰
SEASON *	4.6	2.8	0.3	59%	50%	60%	17.4	10.4	2.1	3.4	1.7	0.9
BIG 12 *	4.6	2.5	0.1	62%	100%	75%	20.8	11.3	0.0	3.4	1.1	0.6

OVERVIEW

A scoring and shooting power forward... Has great length and is known for his explosiveness and his work on the offensive glass... One of four McDonald's All-Americans on the team (Cheick Diallo, Perry Ellis, Wayne Selden Jr.).

CAREER HIGHS

PTS	10	TCU (1-16-16)
REB	6	vs. Chaminade (11-23-15)
FG	4	MONTANA (12-19-15) vs. Chaminade (11-23-15)
FGA	6	MONTANA (12-19-15) vs. Oregon State (12-12-15) NORTHERN COLO. (11-13-15)
3FG	1	BAYLOR (1-2-16) at West Virginia (1-12-16)
3FGA	1	3x, last vs. Baylor (1-2-16)
FT	2	TCU (1-16-16)
FTA	2	3x, last vs. TCU (1-16-16)
AST	3	vs. Oregon State (12-12-15)
STL	2	vs. Vanderbilt (11-25-15) vs. Oregon State (12-12-15)
BLK	1	3x, last at San Diego State (12-22-15)
MIN	18	HOLY CROSS (12-9-15)

GAME MISCELLANEOUS

FRESHMAN / CAREER

Double-Doubles	0
10+ PTS	1
20+ PTS	0
5+ REB	3
10+ REB	0
3+ AST	1
2+ STL	2
2+ BLK	0
PTS Team Leader	0
REB Team Leader	1
AST Team Leader	0
STL Team Leader	1
BLK Team Leader	2

CAREER OVERALL

SEASON	GP	GS	MIN	FG	3FG	FT	REB	REB/G	BLK/G	PTS	PTS/G
2015-16	20	0	10.6	.592	.500	.600	55	2.8	0.3	92	4.6
TOTAL	20	0	10.6	.592	.500	.600	55	2.8	0.3	92	4.6

CAREER BIG 12

SEASON	GP	GS	MIN	FG	3FG	FT	REB	REB/G	BLK/G	PTS	PTS/G
2015-16	8	0	8.9	.615	1.000	.750	20	2.5	0.1	37	4.6
TOTAL	8	0	8.9	.615	1.000	.750	20	2.5	0.1	37	4.6

2015-16 GAME-BY-GAME

DATE	OPPONENT	MIN	FG	3FG	FT	REB	AST	T/O	BLK	STL	PTS
11/13	NORTHERN COLO.	17	3-6	0-1	1-2	3	0	3	0	1	7
11/17	vs. Michigan St. &	11	2-2	0-0	0-0	0	0	0	0	0	4
11/23	vs. Chaminade #	12	4-5	0-0	1-1	6	2	1	0	0	9
11/24	vs. UCLA #	10	1-2	0-0	0-1	4	0	0	1	0	2
11/25	vs. Vanderbilt #	9	2-2	0-0	0-1	2	1	1	0	2	4
12/1	LOYOLA (Md.)	13	2-5	0-1	0-0	5	1	1	1	0	4
12/5	HARVARD	9	1-3	0-0	0-0	2	1	1	0	1	2
12/9	HOLY CROSS	18	2-4	0-0	0-0	5	2	2	0	0	4
12/12	OREGON STATE	13	4-6	0-0	0-0	4	3	2	0	2	8
12/19	MONTANA	14	4-6	0-0	1-1	2	1	0	1	1	9
12/22	at San Diego St.	6	1-3	0-0	0-0	1	0	0	1	0	2
12/29	UC IRVINE	9	0-1	0-0	0-0	1	0	1	0	0	0
1/2	BAYLOR *	10	2-4	1-1	1-2	3	0	0	0	0	6
1/4	OKLAHOMA *	3	1-2	0-0	0-0	1	0	1	0	1	2
1/9	at Texas Tech *	14	2-3	0-0	0-0	3	0	3	0	0	4
1/12	at West Virginia *	6	1-3	1-1	0-0	0	0	1	0	0	3
1/16	TCU *	16	4-6	0-0	2-2	4	0	0	0	0	10
1/19	at Oklahoma St. *	11	4-4	0-0	0-0	4	0	0	0	1	8
1/23	TEXAS *	5	1-2	0-0	0-0	0	0	0	1	0	2
1/25	at Iowa State *	6	1-2	0-0	0-0	2	0	1	0	0	2
1/30	KENTUCKY										
2/3	KANSAS STATE *										
2/6	at TCU *										
2/9	WEST VIRGINIA *										
2/13	at Oklahoma *										
2/15	OKLAHOMA ST. *										
2/20	at Kansas State *										
2/23	at Baylor *										
2/27	TEXAS TECH *										
2/29	at Texas *										
3/5	IOWA STATE *										

* - Big 12 Conference game; & - Champions Classic (Chicago, Ill.); # = Maui Invitational; % - Big 12 Championship; ! - NCAA Championship



21

CLAY YOUNG

Forward • 6-5 • 205 • R-SO
Lansing, Kansas
Lansing HS / KC Kansas CC

STAT SUMMARY

PER 40-MINUTE AVG.

* - 2015-16	PPG	RPG	APG	FG%	3FG%	FT%	PTS ⁴⁰	REB ⁴⁰	AST ⁴⁰	T/O ⁴⁰	STL ⁴⁰	BLK ⁴⁰
SEASON *	0.6	0.4	0.0	-	-	50%	9.4	7.1	0.0	2.4	0.0	0.0
BIG 12 *	-	-	-	-	-	-	-	-	-	-	-	-

OVERVIEW

An invited walk-on who transferred from Kansas City Kansas Community College... Played two seasons at KCKCC for former Oklahoma standout Kelly Newton who was recruited by Bill Self when Self was at Tulsa... Received a medical redshirt after tearing his ACL at the beginning of the 2014-15 season.

CAREER HIGHS

PTS	2	HOLY CROSS (12-9-15)
REB	1	3x, last vs. Oregon State (12-12-15)
FG	1	HOLY CROSS (12-9-15)
FGA	1	HOLY CROSS (12-9-15)
3FG	-	
3FGA	-	
FT	1	2x, last vs. LOYOLA (12-1-15)
FTA	2	2x, last vs. LOYOLA (12-1-15)
AST	-	
STL	-	
BLK	-	
MIN	3	3x, last HOLY CROSS (12-9-15)

GAME MISCELLANEOUS

SOPHOMORE / CAREER

5+ MIN	0
2+ PTS	1
2+ REB	0
2+ AST	0
2+ STL	0
2+ BLK	0

CAREER OVERALL

SEASON	GP	GS	MIN	FG	3FG	FT	REB	REB/G	AST/G	PTS	PTS/G
2015-16	7	0	2.4	1-1	-	2-4	3	0.4	0.0	4	0.6
TOTAL	7	0	2.4	1.000	-	.500	3	0.4	0.0	4	0.6

CAREER BIG 12

SEASON	GP	GS	MIN	FG	3FG	FT	REB	REB/G	AST/G	PTS	PTS/G
2015-16											
TOTAL											

2015-16 GAME-BY-GAME

DATE	OPPONENT	MIN	FG	3FG	FT	REB	AST	T/O	BLK	STL	PTS
11/13	NORTHERN COLO.	3	0-0	0-0	0-0	1	0	0	0	0	0
11/17	vs. Michigan St. &										— DID NOT PLAY —
11/23	vs. Chaminade #	3	0-0	0-0	1-2	1	0	0	0	0	1
11/24	vs. UCLA #	1	0-0	0-0	0-0	0	0	1	0	0	0
11/25	vs. Vanderbilt #										— DID NOT PLAY —
12/1	LOYOLA (Md.)	2	0-0	0-0	1-2	0	0	0	0	0	1
12/5	HARVARD										— DID NOT PLAY —
12/9	HOLY CROSS	3	1-1	0-0	0-0	0	0	0	0	0	2
12/12	OREGON STATE	1	0-0	0-0	0-0	1	0	0	0	0	0
12/19	MONTANA	4	0-0	0-0	0-0	0	0	0	0	0	0
12/22	at San Diego St.										— DID NOT PLAY —
12/29	UC IRVINE										— DID NOT PLAY —
1/2	BAYLOR *										— DID NOT PLAY —
1/4	OKLAHOMA *										— DID NOT PLAY —
1/9	at Texas Tech *										— DID NOT PLAY —
1/12	at West Virginia *										— DID NOT PLAY —
1/16	TCU *										— DID NOT PLAY —
1/19	at Oklahoma St. *										— DID NOT PLAY —
1/23	TEXAS *										— DID NOT PLAY —
1/25	at Iowa State *										— DID NOT PLAY —
1/30	KENTUCKY										
2/3	KANSAS STATE *										
2/6	at TCU *										
2/9	WEST VIRGINIA *										
2/13	at Oklahoma *										
2/15	OKLAHOMA ST. *										
2/20	at Kansas State *										
2/23	at Baylor *										
2/27	TEXAS TECH *										
2/29	at Texas *										
3/5	IOWA STATE *										

* - Big 12 Conference game; & - Champions Classic (Chicago, Ill.); # = Maui Invitational; % - Big 12 Championship; ! - NCAA Championship



31

JAMARI TRAYLOR

Forward • 6-8 • 220 • SR
Chicago, Illinois
IMG Academy (Fla.)

STAT SUMMARY

PER 40-MINUTE AVG.

* - 2015-16	PPG	RPG	BPG	FG%	3FG%	FT%	PTS ⁴⁰	REB ⁴⁰	AST ⁴⁰	T/O ⁴⁰	STL ⁴⁰	BLK ⁴⁰
SEASON *	2.7	3.5	0.7	50%	-	79%	8.0	10.6	1.9	2.8	1.6	2.2
BIG 12 *	1.5	0.0	0.8	50%	-	100%	5.5	10.6	2.3	3.7	1.8	2.8
CAREER	3.7	3.3	0.9	53%	-	64%	9.8	8.8	1.7	2.9	1.5	2.3

OVERVIEW

Enters his senior season ranked 20th on the KU career blocked shots list with 93... A high-energy player who started 18 games as a junior, averaging 20.4 minutes per contest... One of the first Jayhawks off the bench in 2013-14... Described as a hustle guy who fights for rebounds and loose balls... Declared a partial qualifier for 2011-12 and practiced with the KU team following the fall 2011 semester.

CAREER HIGHS

PTS	17	vs. Eastern Ky. (3-21-14)
REB	14	vs. Eastern Ky. (3-21-14)
FG	7	vs. Eastern Ky. (3-21-14)
FGA	9	vs. West Virginia (3-3-15)
3FG	--	
3FGA	--	
FT	5	vs. Utah (12-13-14)
FTA	7	vs. West Virginia (3-3-15)
AST	3	5x, last vs. Northern Colorado (11-13-15)
STL	3	4x, last at San Diego State (12-22-15)
BLK	3	8x, last vs. Chaminade (11-23-15)
MIN	30	vs. West Virginia (3-3-15)

GAME MISCELLANEOUS

	FRESHMAN	SOPH.	JUNIOR	SENIOR	CAREER
Double-Doubles	0	1	0	0	1
10+ PTS	0	2	5	0	7
20+ PTS	0	0	0	0	0
5+ REB	3	14	11	4	32
10+ REB	0	1	1	0	2
3+ AST	0	1	4	1	6
2+ STL	5	3	8	3	19
2+ BLK	5	6	11	3	25
PTS Team Leader	0	0	1	0	1
REB Team Leader	0	2	3	1	6
AST Team Leader	0	0	1	0	1
STL Team Leader	5	4	8	3	20
BLK Team Leader	6	9	15	6	36

CAREER OVERALL

SEASON	GP	GS	MIN	FG	3FG	FT	REB	REB/G	BLK/G	PTS	PTS/G
2012-13	37	1	9.6	.429	-	.579	76	2.1	0.8	76	2.1
2013-14	34	0	16.1	.674	-	.667	139	4.1	0.8	164	4.8
2014-15	35	18	2.4	.486	-	.600	130	3.7	1.1	167	4.8
2015-16	19	7	13.4	.500	-	.792	67	3.5	0.7	51	2.7
TOTAL	125	26	15.0	.529	-	.644	412	3.3	0.9	458	3.7

CAREER BIG 12

SEASON	GP	GS	MIN	FG	3FG	FT	REB	REB/G	BLK/G	PTS	PTS/G
2012-13	18	0	8.6	.360	-	.538	36	2.0	0.6	25	1.4
2013-14	17	0	16.4	.767	-	.594	69	4.1	0.6	85	5.0
2014-15	18	13	2.8	.536	-	.565	57	3.2	1.0	87	4.8
2015-16	8	0	10.9	.500	-	1.000	23	2.9	0.8	12	1.5
TOTAL	61	13	14.7	.571	-	.586	185	3.0	0.7	209	3.4

2015-16 GAME-BY-GAME

DATE	OPPONENT	MIN	FG	3FG	FT	REB	AST	T/O	BLK	STL	PTS
11/13	NORTHERN COLO.	*21	2-3	0-0	4-4	7	3	0	0	0	8
11/17	vs. Michigan St. &	*18	1-1	0-0	4-4	7	0	0	0	0	6
11/23	vs. Chaminade #	*14	2-2	0-0	0-0	3	1	1	3	2	4
11/24	vs. UCLA #	*20	2-4	0-0	2-2	4	2	1	0	0	6
11/25	vs. Vanderbilt #	*28	1-3	0-0	1-2	4	0	2	0	0	3
12/1	LOYOLA (Md.)	*14	1-2	0-0	0-2	6	0	0	1	0	2
12/5	HARVARD	*10	1-1	0-0	1-2	2	0	3	1	1	3
12/9	HOLY CROSS										— DID NOT PLAY —
12/12	OREGON STATE	2	0-1	0-0	0-0	1	0	0	0	0	0
12/19	MONTANA	11	0-0	0-0	0-0	3	1	3	2	0	0
12/22	at San Diego St.	21	1-4	0-0	4-4	6	0	0	1	3	6
12/29	UC IRVINE	8	0-1	0-0	1-2	1	0	0	0	0	1
1/2	BAYLOR *	10	0-0	0-0	0-0	0	2	0	1	0	0
1/4	OKLAHOMA *	15	3-3	0-0	0-0	4	0	2	3	1	6
1/9	at Texas Tech *	12	0-1	0-0	0-0	2	0	2	1	0	0
1/12	at West Virginia *	11	0-0	0-0	2-2	4	0	1	0	2	2
1/16	TCU *	8	0-1	0-0	0-0	4	0	1	0	0	0
1/19	at Oklahoma St. *	6	0-0	0-0	0-0	2	0	1	0	1	0
1/23	TEXAS *	15	1-2	0-0	0-0	5	2	0	0	0	2
1/25	at Iowa State *	10	1-3	0-0	0-0	2	1	1	1	0	2
1/30	KENTUCKY										
2/3	KANSAS STATE *										
2/6	at TCU *										
2/9	WEST VIRGINIA *										
2/13	at Oklahoma *										
2/15	OKLAHOMA ST. *										
2/20	at Kansas State *										
2/23	at Baylor *										
2/27	TEXAS TECH *										
2/29	at Texas *										
3/5	IOWA STATE *										

* - Big 12 Conference game; & - Champions Classic (Chicago, Ill.); # = Maui Invitational; % - Big 12 Championship; ! - NCAA Championship



33

LANDEN LUCAS

Forward • 6-10 • 240 • JR
Portland, Oregon
Westview HS

STAT SUMMARY

PER 40-MINUTE AVG.

* - 2015-16	PPG	RPG	BPG	FG%	3FG%	FT%	PTS ⁴⁰	REB ⁴⁰	AST ⁴⁰	T/O ⁴⁰	STL ⁴⁰	BLK ⁴⁰
SEASON *	4.0	5.2	0.2	59%	0%	64%	11.4	14.8	1.6	2.4	1.0	0.6
BIG 12 *	2.6	5.4	0.4	50%	-	70%	6.5	13.3	0.9	1.6	0.9	0.9
CAREER	3.0	3.6	0.4	56%	0%	62%	8.0	9.6	1.2	1.9	0.6	1.1

OVERVIEW

A great rebounder with length and power... Started 14 games, including four of the last six, as a sophomore and averaged 15.2 minutes per contest... Has the ability to knock down shots and is also a solid passer... Played for Athletes in Action in the summer of 2014... Born in Portland, Oregon, but grew up in Tokyo, Japan.

CAREER HIGHS

PTS	13	3x, last vs. Chaminade (11-23-15)
REB	12	2x, last vs. Chaminade (11-23-15)
FG	6	at Oklahoma (3/7/15) TCU (3/12/15)
FGA	8	at Oklahoma (3/7/15)
3FG	-	
3FGA	1	vs. UC IRVINE (12-29-15)
FT	6	at TCU (1/28/15)
FTA	6	2x, last vs. Chaminade (11-23-15)
AST	4	vs. Chaminade (11-23-15)
STL	2	RIDER (11/24/14) RHODE ISLAND (11/27/14)
BLK	3	at TCU (1/28/15) TCU (3/12/15)
MIN	33	at Oklahoma (3/7/15)

GAME MISCELLANEOUS

	FRESHMAN	SOPHOMORE	JUNIOR	CAREER
Double-Doubles	0	0	1	1
10+ PTS	0	2	1	3
5+ REB	2	13	8	23
10+ REB	0	2	2	4
3+ AST	0	0	1	1
2+ STL	0	2	0	2
2+ BLK	0	5	0	5
PTS Team Leader	0	0	0	0
REB Team Leader	0	6	5	11
AST Team Leader	0	0	0	0
STL Team Leader	0	4	1	5
BLK Team Leader	2	7	1	10

CAREER OVERALL

SEASON	GP	GS	MIN	FG	3FG	FT	REB	REB/G	BLK/G	PTS	PTS/G
2013-14	22	0	4.9	.571	-	.500	30	1.4	0.3	34	1.5
2014-15	32	14	15.2	.532	-	.667	139	4.3	0.6	112	3.5
2015-16	18	2	14.0	.587	.000	.643	93	5.2	0.2	72	4.0
TOTAL	72	16	11.7	.556	.000	.624	262	3.6	0.4	218	3.0

CAREER BIG 12

SEASON	GP	GS	MIN	FG	3FG	FT	REB	REB/G	BLK/G	PTS	PTS/G
2013-14	9	0	6.6	.545	-	.455	15	1.7	0.3	17	1.9
2014-15	15	1	15.9	.469	-	.769	62	4.1	0.5	50	3.3
2015-16	8	2	16.1	.500	-	.700	43	5.4	0.4	21	2.6
TOTAL	32	3	13.3	.491	-	.681	120	3.8	0.4	88	2.8

2015-16 GAME-BY-GAME

DATE	OPPONENT	MIN	FG	3FG	FT	REB	AST	T/O	BLK	STL	PTS
11/13	NORTHERN COLO.	9	3-5	0-0	2-4	3	1	2	0	0	8
11/17	vs. Michigan St. &	14	1-5	0-0	0-1	7	1	1	0	0	2
11/23	vs. Chaminade #	17	4-4	0-0	5-6	12	4	3	1	1	13
11/24	vs. UCLA #	13	1-2	0-0	2-2	5	0	1	0	0	4
11/25	vs. Vanderbilt #	14	2-3	0-0	0-0	4	0	1	0	0	4
12/1	LOYOLA (Md.)										DID NOT PLAY
12/5	HARVARD	24	2-2	0-0	1-3	8	1	1	0	0	5
12/9	HOLY CROSS										DID NOT PLAY
12/12	OREGON STATE	6	0-1	0-0	0-0	0	0	1	0	0	0
12/19	MONTANA	9	3-4	0-0	1-2	6	0	0	0	1	7
12/22	at San Diego St.	2	0-0	0-0	0-0	1	0	0	0	0	0
12/29	UC IRVINE	15	4-6	0-1	0-0	4	0	0	0	1	8
1/2	BAYLOR *	11	1-2	0-0	0-0	2	0	2	0	1	2
1/4	OKLAHOMA *	25	1-3	0-0	3-4	8	1	0	1	1	5
1/9	at Texas Tech *	16	1-1	0-0	3-4	2	2	0	1	0	5
1/12	at West Virginia *	15	1-1	0-0	0-0	6	0	1	1	0	2
1/16	TCU *	5	0-1	0-0	0-0	1	0	0	0	0	0
1/19	at Oklahoma St. *	13	2-3	0-0	1-2	5	0	0	0	0	5
1/23	TEXAS *	*23	0-2	0-0	0-0	10	0	0	0	0	0
1/25	at Iowa State *	*21	1-1	0-0	0-0	9	0	2	0	1	2
1/30	KENTUCKY										
2/3	KANSAS STATE *										
2/6	at TCU *										
2/9	WEST VIRGINIA *										
2/13	at Oklahoma *										
2/15	OKLAHOMA ST. *										
2/20	at Kansas State *										
2/23	at Baylor *										
2/27	TEXAS TECH *										
2/29	at Texas *										
3/5	IOWA STATE *										

* - Big 12 Conference game; & - Champions Classic (Chicago, Ill.); # = Maui Invitational; % - Big 12 Championship; ! - NCAA Championship



34

PERRY ELLIS

Forward • 6-8 • 225 • SR
Wichita, Kansas
Wichita Heights HS

STAT SUMMARY

PER 40-MINUTE AVG.

	PPG	RPG	BPG	FG%	3FG%	FT%	PTS ⁴⁰	REB ⁴⁰	AST ⁴⁰	T/O ⁴⁰	STL ⁴⁰	BLK ⁴⁰
* - 2015-16	16.7	6.6	0.5	50%	45%	77%	22.3	8.8	1.6	1.7	0.7	0.6
SEASON *	16.7	6.6	0.5	50%	45%	77%	22.3	8.8	1.6	1.7	0.7	0.6
BIG 12 *	19.0	7.1	0.8	48%	41%	78%	22.1	8.3	1.9	1.7	0.6	0.9
CAREER	11.8	5.9	0.5	50%	43%	75%	19.5	9.7	1.6	1.9	1.1	0.8

CAREER HONORS

2015-16: Senior CLASS Award Candidate (1 of 30)... Wooden Award Midseason Top 25... Lute Olson Award Mid-Season Watch List (1 of 35)... Oscar Robertson Trophy Watch List (1 of 33)... Naismith Trophy Watch List (1 of 50)... Maui Invitational All-Tournament Team... John R. Wooden Award Preseason Top 50... Senior CLASS Award nominee... Karl Malone Award Watch List... Preseason All-Big 12. 2014-15: USBWA All-District VI... Karl Malone Power Forward Finalist (1 of 5)... All-Big 12 First Team (Big 12/AP)... Big 12 Player of the Week (3/2)... Academic All-Big 12 First Team... Karl Malone Power Forward Watch List... co-Big 12 Player of the Week (2/16)... Big 12 Player of the Week (12/1)... CBSsports.com National Player of the Week (12/1)... Orlando Classic MVP... John R. Wooden Award Preseason Top 50... Preseason All-Big 12. 2013-14: NABC All-District 8 Second Team... All-Big 12 Honorable Mention (AP)... All-Big 12 Third Team (Big 12)... Academic All-Big 12 Second Team... co-Big 12 Player of the Week (2.17.14)... NABC Good Works Team Nominee... Battle 4 Atlantis All-Tournament Team... Naismith Trophy Early Watch List... co-Big 12 Player of the Week (11.18.13)... Preseason All-Big 12 Honorable Mention. 2012-13: Big 12 Championship All-Tournament Team... Athletic Director's and Big 12 Commissioner's Honor Rolls (fall 2012, spring 2013)... Academic All-Big 12 Rookie Team.

CAREER HIGHS

PTS	32	TCU (2/15/14)
REB	14	at TCU (1/25/14)
FG	13	TCU (2/15/14)
FGA	28	OKLAHOMA (01/04/16)
3FG	3	TEXAS TECH (1/10/15)
3FGA	4	TEXAS (1-23-16)
FT	11	vs. Tennessee (11/28/14)
FTA	12	4x, last vs. Texas (2-28-15)
AST	5	TCU (2/15/14)
STL	3	4x, last vs. Oklahoma State (1-13-15)
BLK	3	3x, last TEXAS (2/28/15)
MIN	53	OKLAHOMA (01/04/16)

GAME MISCELLANEOUS

	FRESHMAN	SOPH.	JUNIOR	SENIOR	CAREER
Double-Doubles	1	4	7	2	14
10+ PTS	7	23	25	19	74
20+ PTS	1	8	4	7	20
30+ PTS	0	2	0	0	2
5+ REB	14	26	27	14	81
10+ REB	1	5	7	2	15
3+ AST	1	2	5	2	10
2+ STL	1	8	7	1	17
2+ BLK	2	5	5	1	13
PTS Team Leader	1	9	13	9	32
REB Team Leader	2	13	15	11	41
AST Team Leader	2	1	1	2	6
STL Team Leader	5	10	7	2	24
BLK Team Leader	1	6	11	4	22

CAREER OVERALL

SEASON	GP	GS	MIN	FG	3FG	FT	REB	REB/G	BLK/G	PTS	PTS/G
2012-13	37	3	13.6	.475	.667	.738	144	3.9	0.3	216	5.8
2013-14	35	34	27.8	.549	.471	.763	234	6.7	0.6	472	13.5
2014-15	34	34	28.8	.457	.391	.73	234	6.9	0.7	469	13.8
2015-16	20	20	29.9	.502	.455	.771	131	6.6	0.5	333	16.7
TOTAL	126	91	24.2	.497	.434	.749	743	5.9	0.5	1,490	11.8

CAREER BIG 12

SEASON	GP	GS	MIN	FG	3FG	FT	REB	REB/G	BLK/G	PTS	PTS/G
2012-13	18	1	12.3	.367	-	.723	62	3.4	0.2	78	4.3
2013-14	18	17	27.0	.521	.571	.802	113	6.3	0.6	239	13.3
2014-15	17	17	29.3	.500	.476	.709	123	7.2	0.9	256	15.1
2015-16	8	8	34.4	.475	.412	.784	57	7.1	0.8	152	19.0
TOTAL	61	43	24.3	.486	.467	.754	355	5.8	0.6	725	11.9

2015-16 GAME-BY-GAME

DATE	OPPONENT	MIN	FG	3FG	FT	REB	AST	T/O	BLK	STL	PTS
11/13	NORTHERN COLO.	*20	5-7	0-1	6-6	2	0	1	0	0	16
11/17	vs. Michigan St. &	*34	9-18	1-2	2-5	6	0	0	0	1	21
11/23	vs. Chaminade #	*24	4-8	0-0	3-6	8	1	0	0	0	11
11/24	vs. UCLA #	*27	9-12	2-3	4-4	6	1	0	0	0	24
11/25	vs. Vanderbilt #	*26	1-8	0-2	3-4	8	2	3	0	0	5
12/1	LOYOLA (Md.)	*20	5-9	1-1	4-7	6	0	1	0	1	15
12/5	HARVARD	*27	5-11	0-0	2-2	4	3	1	1	2	12
12/9	HOLY CROSS	*26	2-8	0-2	0-0	4	0	0	0	1	12
12/12	OREGON STATE	*31	4-10	1-1	4-4	9	1	2	0	1	13
12/19	MONTANA	*24	4-7	0-0	10-10	9	0	0	0	1	18
12/22	at San Diego St.	*35	8-15	2-3	2-2	3	3	5	2	0	20
12/29	UC IRVINE	*29	4-8	1-1	5-6	9	0	1	0	0	14
1/2	BAYLOR *	*24	6-12	1-2	4-4	6	3	1	0	0	17
1/4	OKLAHOMA *	*53	11-28	2-3	3-4	13	3	1	1	0	27
1/9	at Texas Tech *	*31	7-16	1-1	0-0	10	2	3	1	0	15
1/12	at West Virginia *	*38	8-14	1-1	4-6	7	3	2	0	2	21
1/16	TCU *	*25	4-9	0-2	2-2	9	1	1	3	1	10
1/19	at Oklahoma St. *	*33	3-10	0-3	7-12	3	0	1	0	1	13
1/23	TEXAS *	*35	9-15	2-4	6-6	4	0	2	1	0	26
1/25	at Iowa State *	*36	10-18	0-1	3-3	5	1	1	0	0	23
1/30	KENTUCKY										
2/3	KANSAS STATE *										
2/6	at TCU *										
2/9	WEST VIRGINIA *										
2/13	at Oklahoma *										
2/15	OKLAHOMA ST. *										
2/20	at Kansas State *										
2/23	at Baylor *										
2/27	TEXAS TECH *										
2/29	at Texas *										
3/5	IOWA STATE *										

* - Big 12 Conference game; & - Champions Classic (Chicago, Ill.); # = Maui Invitational; % - Big 12 Championship; ! - NCAA Championship



42

HUNTER MICKELSON

Forward • 6-10 • 245 • SR
Jonesboro, Arkansas
Westside HS / Univ. of Arkansas

STAT SUMMARY

PER 40-MINUTE AVG.

* - 2015-16	PPG	RPG	BPG	FG%	3FG%	FT%	PTS ⁴⁰	REB ⁴⁰	AST ⁴⁰	T/O ⁴⁰	STL ⁴⁰	BLK ⁴⁰
SEASON *	2.8	2.7	1.1	51%	0%	75%	12.4	11.6	2.9	1.2	2.9	4.8
BIG 12 *	2.2	2.2	0.7	45%	-	75%	12.1	12.1	2.8	0.9	1.9	3.7
CAREER	4.3	3.1	1.5	47%	17%	69%	12.6	9.1	1.3	2.2	1.7	4.4

OVERVIEW

Started five of eight games played for USA in winning the gold medal at the 2015 World University Games in Gwanju, Korea... Transferred from Arkansas following the 2012-13 season... Toured Estonia and Finland with USA East Coast Basketball Team in August 2014... A proven shot blocker who set the Arkansas freshman blocks record with 72 in 2011-12 and led the team with 39 blocked shots in 2012-13.

CAREER HIGHS

PTS	16 *	Robert Morris (12/20/12)
REB	13 *	Northwestern St. (12/29/12)
FG	7 *	Robert Morris (12/20/12)
FGA	10 *	four times, last Alabama A&M (12/22/12)
3FG	1 *	two times, last Sam Houston St. (11/9/12)
3FGA	1	11 times, last vs. Oregon State (12/12/15)
FT	5	at Oklahoma (3/7/15)
FTA	6	at Oklahoma (3/7/15)
AST	5 *	Grambling St. (11/26/11)
STL	4 *	Tennessee (2/2/13)
BLK	7 *	Texas Southern (12/30/11) LSU (1/14/12)
MIN	30 *	vs Tennessee (2/15/12)

* - at Arkansas

GAME MISCELLANEOUS

	FRESHMAN at Arkansas	SOPH. at Arkansas	JUNIOR at KU	SENIOR at KU	CAREER
Double-Doubles	0	0	0	0	0
10+ PTS	5	6	0	1	12
20+ PTS	0	0	0	0	0
5+ REB	10	10	2	4	26
10+ REB	0	1	0	0	1
3+ AST	1	0	0	0	1
2+ STL	1	6	2	2	11
2+ BLK	22	14	5	7	48
4+ BLK	4	1	0	0	5
PTS Team Leader	n/a	n/a	0	0	0
REB Team Leader	n/a	n/a	0	1	1
AST Team Leader	n/a	n/a	0	0	0
STL Team Leader	n/a	n/a	3	1	4
BLK Team Leader	n/a	n/a	7	5	12

CAREER OVERALL

SEASON	GP	GS	MIN	FG	3FG	FT	REB	REB/G	BLK/G	PTS	PTS/G
2011-12*	32	5	17.1	.457	1-4	.516	119	3.7	2.3	165	5.2
2012-13*	32	20	16.6	.470	1-7	.800	111	3.5	1.2	173	5.4
2014-15	19	0	7.0	.500	-	.867	34	1.8	1.0	45	2.4
2015-16	18	10	9.2	.512	.000	.750	48	2.7	1.1	51	2.8
TOTAL	101	35	13.6	.471	.167	.692	312	3.1	1.5	434	4.3
TOTAL (KU)	37	10	8.1	.507	.000	.815	82	2.2	0.8	96	2.6

* - at Arkansas

CAREER BIG 12

SEASON	GP	GS	MIN	FG	3FG	FT	REB	REB/G	BLK/G	PTS	PTS/G
2014-15	7	0	8.9	.545	-	.900	18	2.6	1.1	21	3.0
2015-16	6	5	7.2	.455	-	.750	13	2.2	0.7	13	2.2
TOTAL	13	5	8.1	.500	-	.857	31	2.4	0.8	34	2.6

2015-16 GAME-BY-GAME

DATE	OPPONENT	MIN	FG	3FG	FT	REB	AST	T/O	BLK	STL	PTS
11/13	NORTHERN COLO.	13	1-2	0-0	0-0	7	0	0	3	1	2
11/17	vs. Michigan St. &	3	0-0	0-0	0-0	1	0	0	0	0	0
11/23	vs. Chaminade #	12	5-5	0-0	1-1	0	1	0	2	1	11
11/24	vs. UCLA #	10	0-1	0-0	0-0	2	1	0	0	0	0
11/25	vs. Vanderbilt #	4	0-1	0-0	0-0	1	0	1	0	1	0
12/1	LOYOLA (Md.)	15	3-5	0-0	2-3	3	1	1	3	0	8
12/5	HARVARD	2	0-1	0-0	0-0	1	0	0	1	0	0
12/9	HOLY CROSS	*15	0-1	0-0	0-0	2	2	0	2	2	0
12/12	OREGON STATE	*14	3-5	0-1	1-1	6	1	1	2	1	7
12/19	MONTANA	*15	1-2	0-0	0-0	7	0	0	0	1	2
12/22	at San Diego St.	*8	1-3	0-0	0-0	3	1	0	2	0	2
12/29	UC IRVINE	*11	2-4	0-0	2-3	2	2	1	1	3	6
1/2	BAYLOR *	*17	2-3	0-0	3-4	6	1	1	3	1	7
1/4	OKLAHOMA *	*9	1-4	0-0	0-0	3	0	0	0	0	2
1/9	at Texas Tech *	*5	1-1	0-0	0-0	0	0	0	0	0	2
1/12	at West Virginia *	*5	1-2	0-0	0-0	2	0	0	1	0	2
1/16	TCU *	*5	0-1	0-0	0-0	2	1	0	0	1	0
1/19	at Oklahoma St. *	2	0-0	0-0	0-0	0	1	0	0	0	0
1/23	TEXAS *										— DID NOT PLAY —
1/25	at Iowa State *										— DID NOT PLAY —
1/30	KENTUCKY										
2/3	KANSAS STATE *										
2/6	at TCU *										
2/9	WEST VIRGINIA *										
2/13	at Oklahoma *										
2/15	OKLAHOMA ST. *										
2/20	at Kansas State *										
2/23	at Baylor *										
2/27	TEXAS TECH *										
2/29	at Texas *										
3/5	IOWA STATE *										

* - Big 12 Conference game; & - Champions Classic (Chicago, Ill.); # = Maui Invitational; % - Big 12 Championship; ! - NCAA Championship

Game 1 - at #4/5 Kansas 109, Northern Colorado 72 (11-13-15)

Northern Colorado 72 • 0-1

#	Player	Total			3-Ptr			Rebounds			PF	TP	A	TO	Blk	Stl	Min
		FG-FGA	FG-FGA	FT-FTA	FG-FGA	FG-FGA	FT-FTA	Off	Def	Tot							
33	VERHAGEN, Jeremy	f	0-3	0-1	2-4	1	1	2	3	2	0	2	0	0	0	18	
00	DAVIS, Jordan	g	1-4	0-0	0-1	0	1	1	5	2	1	3	0	2	2	16	
02	MICHAEL, Cameron	g	8-16	2-4	9-9	1	4	5	4	27	2	4	0	2	36		
24	JOHNSON, Anthony	g	6-13	1-5	4-4	1	3	4	5	17	1	2	1	0	30		
30	DOTSON, Jon'te	g	0-1	0-1	0-0	0	2	4	0	0	2	0	0	0	11		
4	LOOSE, Tyler	g	0-0	0-0	1-2	0	0	0	1	0	0	0	0	0	3		
05	EVANS, Jamal	g	0-1	0-0	0-0	0	2	3	0	0	0	0	0	0	3		
10	SYLLA, Ibrahim	g	0-0	0-0	0-0	0	1	1	0	0	0	0	0	0	6		
11	MATHIS, Spencer	g	0-1	0-1	0-0	0	1	1	5	0	0	1	0	0	11		
15	SEWARD, Miles	g	2-3	0-1	0-0	0	0	0	4	0	0	0	1	0	6		
20	MORGAN, Tanner	g	1-4	1-2	5-6	0	5	3	8	0	2	0	0	0	27		
25	WILSON, Jordan	g	4-10	3-6	0-0	0	3	3	3	11	4	5	0	0	33		
	Team					4	0	4									
	Totals		22-56	7-21	21-26	7	23	30	35	72	8	21	1	6	200		

FG % 1st Half: 12-28 42.9% 2nd half: 10-28 35.7% Game: 22-56 39.3% Deadball Rebounds
 3FG % 1st Half: 4-12 33.3% 2nd half: 3-9 33.3% Game: 7-21 33.3%
 FT % 1st Half: 3-4 75.0% 2nd half: 18-22 81.8% Game: 21-26 80.8%

Kansas 109 • 1-0

#	Player	Total			3-Ptr			Rebounds			PF	TP	A	TO	Blk	Stl	Min
		FG-FGA	FG-FGA	FT-FTA	FG-FGA	FG-FGA	FT-FTA	Off	Def	Tot							
31	Traylor, Jamari	f	2-3	0-0	4-4	2	5	7	2	8	3	0	0	0	0	21	
34	Ellis, Perry	f	5-7	0-1	6-6	0	2	2	16	0	1	0	0	0	20		
00	Mason III, Frank	g	3-6	3-3	2-2	1	3	4	2	11	9	2	0	1	23		
01	Selden Jr., Wayne	g	4-8	3-6	4-5	0	1	1	2	15	4	1	0	0	23		
04	Graham, Devonte'	g	3-11	2-6	5-6	0	3	3	3	13	8	1	0	3	24		
02	Vick, Lagerald	g	1-2	0-1	1-2	0	0	0	0	3	0	1	0	0	11		
05	Manning, Evan	g	1-1	1-1	0-0	0	1	1	2	3	0	1	0	0	3		
10	Mykhailiuk, Svi	g	2-3	1-2	0-1	0	0	0	5	0	0	1	0	0	16		
11	Self, Tyler	g	0-1	0-0	0-0	0	0	0	2	0	1	2	0	0	10		
14	Greene, Brannen	g	6-6	5-5	1-2	1	2	3	0	18	1	1	0	1	14		
15	Bragg Jr., Carlton	g	3-6	0-1	1-2	1	2	3	7	0	3	0	1	0	17		
21	Young, Clay	g	0-0	0-0	0-0	0	1	1	0	0	0	0	0	0	3		
33	Lucas, Landen	g	3-5	0-0	2-4	1	2	3	4	8	1	2	0	0	9		
42	Mickelson, Hunter	g	1-2	0-0	0-0	1	6	7	2	2	0	0	3	1	13		
	Team					2	2	4									
	Totals		34-61	15-26	26-34	9	29	38	24	109	17	15	4	7	200		

FG % 1st Half: 17-33 51.5% 2nd half: 17-28 60.7% Game: 34-61 55.7% Deadball Rebounds
 3FG % 1st Half: 7-14 50.0% 2nd half: 8-12 66.7% Game: 15-26 57.7%
 FT % 1st Half: 12-15 80.0% 2nd half: 14-19 73.7% Game: 26-34 76.5%

Officials: Don Dailey, Duke Edsall, Kevin Mathis
 Technical fouls: Northern Colorado-None. Kansas-None.
 Attendance: 16300
 UNC 11 S. Mathis fouled out with 8:59 remaining in the 2nd half.
 UNC 00 J. Davis fouled out with 7:37 remaining in the 2nd half.
 UNC 24 A. Johnson fouled out with 1:13 remaining in the 2nd half.
 Maui Jim Maui Invitational Opening Round Game.

Score by periods	1st	2nd	Total
Northern Colorado	31	41	72
Kansas	53	56	109

Notes: Opening game of the Maui Jim Maui Invitational... Kansas wins its 43rd consecutive home opener in Allen Fieldhouse... KU 1-0 for the 14th-straight season... 25th-straight win in Allen Fieldhouse... KU scores 100 points in an opener for the first time since the 2007-08 season... Career-high eight assists for Graham.

Game 2 - #13/13 Michigan State 79, #4/5 Kansas 73 (11-17-15, Chicago)

Kansas 73 • 1-1

#	Player	Total			3-Ptr			Rebounds			PF	TP	A	TO	Blk	Stl	Min
		FG-FGA	FG-FGA	FT-FTA	FG-FGA	FG-FGA	FT-FTA	Off	Def	Tot							
31	Traylor, Jamari	f	1-1	0-0	4-4	3	4	7	4	6	0	0	0	0	0	18	
34	Ellis, Perry	f	9-18	1-2	2-5	3	3	6	0	21	0	0	0	1	34		
0	Mason III, Frank	g	5-15	0-3	4-6	0	5	5	2	14	3	1	0	3	34		
1	Selden Jr., Wayne	g	3-12	2-6	4-4	1	0	1	3	12	1	2	0	2	27		
4	Graham, Devonte'	g	1-9	0-4	2-2	0	2	2	0	4	4	1	0	1	38		
10	Mykhailiuk, Svi	g	1-4	0-0	2-2	0	1	1	3	4	2	0	1	0	12		
14	Greene, Brannen	g	0-0	0-0	6-6	0	0	0	2	6	1	0	0	0	9		
15	Bragg Jr., Carlton	g	2-2	0-0	0-0	0	0	0	1	4	0	0	0	0	11		
33	Lucas, Landen	g	1-5	0-0	0-1	1	6	7	2	2	1	1	0	0	14		
42	Mickelson, Hunter	g	0-0	0-0	0-0	0	1	1	1	0	0	0	0	0	3		
	Team					4	1	5									
	Totals		23-66	3-15	24-30	12	23	35	18	73	12	6	1	7	200		

FG % 1st Half: 13-34 38.2% 2nd half: 10-32 31.3% Game: 23-66 34.8% Deadball Rebounds
 3FG % 1st Half: 2-6 33.3% 2nd half: 1-9 11.1% Game: 3-15 20.0%
 FT % 1st Half: 13-15 86.7% 2nd half: 11-15 73.3% Game: 24-30 80.0%

Michigan State 79 • 2-0

#	Player	Total			3-Ptr			Rebounds			PF	TP	A	TO	Blk	Stl	Min
		FG-FGA	FG-FGA	FT-FTA	FG-FGA	FG-FGA	FT-FTA	Off	Def	Tot							
10	Costello, Matt	f	4-7	0-1	2-2	3	6	9	5	10	2	1	1	0	25		
2	Bess, Javon	f	3-4	0-0	0-0	0	1	1	4	6	0	2	2	1	16		
11	Nairn Jr., Lourawls	g	1-5	0-0	0-0	0	0	0	1	2	2	1	0	0	15		
45	Valentine, Denzel	g	10-23	3-9	6-8	1	11	12	1	29	12	1	0	0	38		
5	Forbes, Bryn	g	4-8	3-6	2-2	0	1	1	2	13	0	2	0	0	29		
0	Ahrens, Kyle	g	0-0	0-0	0-0	0	0	0	0	0	0	0	0	0	1		
1-4	Harris, Eron	g	0-0	0-0	0-0	0	0	0	0	2	0	2	0	0	10		
20	McQuaid, Matt	g	3-5	3-3	0-0	0	1	1	3	9	1	1	1	0	22		
23	Davis, Deyonta	g	1-2	0-0	2-2	2	4	6	3	4	0	0	2	0	23		
25	Goins, Kenny	g	0-0	0-0	0-0	0	1	1	0	0	0	2	1	0	4		
3	Ellis III, Alvin	g	0-0	0-0	0-0	0	0	0	0	0	0	0	0	0	4		
41	Wollenman, Colby	g	1-2	0-0	2-2	3	3	6	2	4	3	3	1	0	13		
	Team					1	7	8									
	Totals		28-60	9-21	14-16	10	35	45	25	79	20	16	8	1	200		

FG % 1st Half: 12-30 40.0% 2nd half: 16-30 53.3% Game: 28-60 46.7% Deadball Rebounds
 3FG % 1st Half: 3-10 30.0% 2nd half: 6-11 54.5% Game: 9-21 42.9%
 FT % 1st Half: 8-8 100.0 2nd half: 6-8 75.0% Game: 14-16 87.5%

Officials: Mark Whitehead, Tom Eades, Terry Oglesby
 Technical fouls: Kansas-None. Michigan State-Costello, Matt.
 Attendance: 21461
 State Farm Champions Classic

Score by periods	1st	2nd	Total
Kansas	41	32	73
Michigan State	35	44	79

Notes: Champions Classic at the United Center in Chicago... KU falls to 1-4 in the Champions Classic... MSU's Denzel Valentine becomes only the second opponent in KU history to post a triple-double... Ellis' 14th career game of 20 or more points... Career-high 38 minutes for Graham.

Game 3 - #5/7 Kansas 123, Chaminade (11-23-15, Lahaina, Hawaii)

Kansas 123 • 2-1

#	Player	Total			3-Ptr			Rebounds			PF	TP	A	TO	Blk	Stl	Min
		FG-FGA	FG-FGA	FT-FTA	FG-FGA	FG-FGA	FT-FTA	Off	Def	Tot							
31	Traylor, Jamari	f	2-2	0-0	0-0	1	2	3	4	1	1	3	2	0	14		
34	Ellis, Perry	f	4-8	0-0	3-6	3	5	8	2	11	1	0	0	0	24		
00	Mason III, Frank	g	5-9	1-3	3-3	2	4	6	2	14	7	2	0	1	26		
01	Selden Jr., Wayne	g	7-11	4-6	0-1	1	4	5	3	18	7	4	1	1	24		
04	Graham, Devonte'	g	6-10	3-5	0-0	0	3	3	1	15	3	0	0	2	28		
02	Vick, Lagerald	g	3-5	0-2	0-0	0	2	2	0	6	2	2	0	0	15		
05	Manning, Evan	g	1-1	1-1	0-0	0	0	0	1	3	0	0	0	0	3		
10	Mykhailiuk, Svi	g	6-12	6-11	0-0	1	2	3	2	18	3	1	0	1	19		
11	Self, Tyler	g	0-1	0-1	0-0	1	0	1	0	1	0	0	0	0	3		
15	Bragg Jr., Carlton	g	4-5	0-0	1-1	0	6	6	1	9	2	1	0	0	12		
21	Young, Clay	g	0-0	0-0	1-2	0	1	1	1	1	0	0	0	0	3		
33	Lucas, Landen	g	4-4	0-0	5-6	4	8	12	0	13	4	3	1	1	17		
42	Mickelson, Hunter	g	5-5	0-0	1-1	0	11	1	0	2	1	0	2	1	12		
	Team																

Game 5 - #5/7 Kansas 70, #19/16 Vanderbilt 63 (11-25-15, Lahaina, Hawaii)

Vanderbilt 63 • 5-1

##	Player	Total		3-Ptr		Rebounds			PF	TP	A	TO	Blk	Stl	Min
		FG-FGA	FG-FGA	FT-FTA	Off	Def	Tot								
03	Kornet, Luke	f	5-12	2-7	2-2	2	2	4	1	14	1	1	4	1	29
30	Jones, Damian	f	5-7	0-1	7-10	2	2	8	10	4	17	2	4	3	34
04	Baldwin Iv, Wade	g	5-12	1-3	0-1	1	1	2	5	11	2	1	0	1	35
05	Fisher-Davis, Matthe	g	0-4	0-3	0-0	0	1	1	1	0	2	1	0	1	18
13	Lachance, Riley	g	3-7	1-3	0-0	1	3	4	4	7	1	1	0	0	27
00	Justice, Camron	g	3-6	1-4	2-2	0	3	3	0	9	0	1	0	2	19
11	Roberson, Jeff	g	0-2	0-1	0-0	0	1	1	2	0	2	1	1	0	15
24	Cressler, Nolan	g	2-6	1-5	0-0	0	4	4	4	5	1	1	0	0	21
40	Henderson, Josh	g	0-0	0-0	0-0	0	0	0	0	0	0	0	0	0	2
Team			23-56	6-27	11-15	6	26	32	21	63	11	11	8	5	200
Totals			23-56	6-27	11-15	6	26	32	21	63	11	11	8	5	200

FG % 1st Half: 12-29 41.4% 2nd half: 11-27 40.7% Game: 23-56 41.1%
 3FG % 1st Half: 4-15 26.7% 2nd half: 2-12 16.7% Game: 6-27 22.2%
 FT % 1st Half: 2-3 66.7% 2nd half: 9-12 75.0% Game: 11-15 73.3%

Deadball Rebounds 1

Kansas 70 • 4-1

##	Player	Total		3-Ptr		Rebounds			PF	TP	A	TO	Blk	Stl	Min
		FG-FGA	FG-FGA	FT-FTA	Off	Def	Tot								
31	Traylor, Jamari	f	1-3	0-0	1-2	0	4	4	2	3	0	2	0	0	28
34	Ellis, Perry	f	1-8	0-2	3-4	1	7	8	2	5	2	3	0	0	26
00	Mason III, Frank	g	4-13	0-1	2-3	0	5	5	0	10	3	1	0	0	34
01	Selden Jr., Wayne	g	8-11	4-6	5-10	1	6	7	0	25	0	0	1	1	40
04	Graham, Devonte'	g	4-9	3-5	1-2	1	5	6	2	12	1	1	0	1	34
10	Mykhailiuk, Svi	g	3-5	1-2	0-0	1	0	1	0	7	1	2	0	1	11
15	Bragg Jr., Carlton	g	2-2	0-0	0-1	1	1	2	2	4	1	1	0	2	9
33	Lucas, Landen	g	2-3	0-0	0-0	2	2	4	3	4	0	1	0	0	14
42	Mickelson, Hunter	g	0-1	0-0	0-0	1	0	1	0	0	0	1	0	1	4
Team			25-55	8-16	12-22	8	31	39	11	70	8	12	1	6	200
Totals			25-55	8-16	12-22	8	31	39	11	70	8	12	1	6	200

FG % 1st Half: 10-31 32.3% 2nd half: 15-24 62.5% Game: 25-55 45.5%
 3FG % 1st Half: 5-10 50.0% 2nd half: 3-6 50.0% Game: 8-16 50.0%
 FT % 1st Half: 1-1 100.0% 2nd half: 11-21 52.4% Game: 12-22 54.5%

Deadball Rebounds 5

Officials: Roger Ayers, Doug Shows, Patrick Evans
 Technical fouls: Vanderbilt-None. Kansas-None.
 Attendance: 2400
 2015 All-Tournament Team: Wayne Selden Jr. (KU) -Co-MVP; Frank Mason (KU) -Co-MVP; Damian Jones (Vandy); Devin Thomas (Wake Forest); Patrick McCaw (UNLV); Perry Ellis (KU)
 Maui Jim Maui Invitational Final

Score by periods	1st	2nd	Total
Vanderbilt	30	33	63
Kansas	26	44	70

	Points	In Paint	Off T/O	2nd Chance	Fast Break	Bench
VU	28	12	6	7	6	14
KU	28	8	6	8	8	15

Notes: Championship of the Maui Jim Maui Invitational... Co-MVP honors with Selden and Mason... Selden and Ellis named to the all-tournament team... Selden ties career high with 25 points... Kansas trailed by 10 (16-6) for its biggest comeback of the season.

Game 6 - #4/6 Kansas 94, Loyola Maryland 61 (12-1-15)

Loyola (Md.) 61 • 1-6

##	Player	Total		3-Ptr		Rebounds			PF	TP	A	TO	Blk	Stl	Min
		FG-FGA	FG-FGA	FT-FTA	Off	Def	Tot								
13	Rassman, Franz	f	2-9	0-2	0-0	2	1	3	4	4	2	1	0	1	20
21	Jones, Jarred	f	2-8	0-0	0-0	0	3	3	3	4	0	2	1	0	17
35	Barnard, Chancellor	f	2-4	0-0	2-4	3	1	4	4	6	0	1	0	0	21
02	Walker, Andre	g	3-10	2-6	2-2	0	1	1	4	10	0	4	0	1	27
23	Hubbard, Tyler	g	4-7	1-4	0-0	0	2	2	1	9	0	2	0	0	30
01	Gorski, Nick	g	1-3	0-0	0-0	0	0	0	0	0	2	0	0	0	6
04	Provo, Nevell	g	1-2	0-0	0-0	0	2	2	1	2	2	1	0	2	13
05	Laster, Eric	g	5-13	1-5	5-6	3	5	8	2	16	1	1	0	1	24
11	Tuohy Jr., Sean	g	1-2	0-1	0-0	0	0	0	1	2	0	0	0	1	3
14	Norton, Sam	g	0-0	0-0	0-0	0	1	1	1	0	0	0	0	0	2
22	Gregory, Cam	g	0-2	0-0	1-4	1	7	8	3	1	0	3	0	2	19
25	Fives, James	g	1-1	1-1	2-4	0	2	2	1	5	1	4	0	1	18
Team			22-61	5-19	12-20	12	28	40	25	61	6	21	1	10	200
Totals			22-61	5-19	12-20	12	28	40	25	61	6	21	1	10	200

FG % 1st Half: 14-35 40.0% 2nd half: 8-26 30.8% Game: 22-61 36.1%
 3FG % 1st Half: 5-12 41.7% 2nd half: 0-7 0.0% Game: 5-19 26.3%
 FT % 1st Half: 3-4 75.0% 2nd half: 9-16 56.3% Game: 12-20 60.0%

Deadball Rebounds 5

Kansas 94 • 5-1

##	Player	Total		3-Ptr		Rebounds			PF	TP	A	TO	Blk	Stl	Min
		FG-FGA	FG-FGA	FT-FTA	Off	Def	Tot								
31	Traylor, Jamari	f	1-2	0-0	0-2	2	4	6	1	2	0	0	1	0	14
34	Ellis, Perry	g	5-9	1-1	4-7	2	4	6	1	15	0	1	0	1	20
00	Mason III, Frank	g	4-13	2-5	0-1	1	5	6	1	10	5	1	0	4	30
01	Selden Jr., Wayne	g	7-12	3-6	1-2	2	4	6	1	18	4	2	0	0	27
04	Graham, Devonte'	g	3-7	0-1	2-2	0	3	3	1	8	2	1	0	1	30
02	Vick, Lagerald	g	1-1	0-0	0-2	1	0	1	0	2	2	1	0	1	10
05	Manning, Evan	g	1-0	0-1	0-0	0	0	0	0	0	0	0	0	1	4
10	Mykhailiuk, Svi	g	4-9	1-4	1-1	0	1	1	2	10	2	2	0	0	16
11	Self, Tyler	g	1-1	1-1	0-0	0	0	0	0	3	2	0	0	0	3
13	Diallo, Cheick	g	6-8	0-0	1-4	2	4	6	4	13	0	1	3	0	16
15	Bragg Jr., Carlton	g	2-5	0-1	0-0	3	2	5	1	4	1	1	1	0	13
21	Young, Clay	g	0-0	0-0	1-2	0	0	0	1	1	0	0	0	0	2
42	Mickelson, Hunter	g	3-5	0-0	2-3	1	2	3	3	8	1	1	3	0	15
Team			37-73	8-20	12-26	17	30	47	16	94	17	13	8	8	200
Totals			37-73	8-20	12-26	17	30	47	16	94	17	13	8	8	200

FG % 1st Half: 15-33 45.5% 2nd half: 22-40 55.0% Game: 37-73 50.7%
 3FG % 1st Half: 4-8 50.0% 2nd half: 4-12 33.3% Game: 8-20 40.0%
 FT % 1st Half: 6-14 42.9% 2nd half: 6-12 50.0% Game: 12-26 46.2%

Deadball Rebounds 5

Officials: Tom Eades, Tom O'Neill, Terry Davis
 Technical fouls: Loyola (Md.)-None. Kansas-None.
 Attendance: 16300

Score by periods	1st	2nd	Total
Loyola (Md.)	36	25	61
Kansas	40	54	94

	Points	In Paint	Off T/O	2nd Chance	Fast Break	Bench
LOYOLA	18	12	12	9	28	28
KU	18	22	26	16	14	41

Notes: KU's third game this season and 47th under Bill Self with a 33-plus scoring margin... KU came out of the locker room in the second half with a 15-1 run after leading Loyola just 40-36 at halftime.. Ellis scored 15 points and moved past Steve Woodberry on KU's all-time scoring chart to No. 32 with 1,249 career points... Diallo's debut.

Game 7 - #4/6 at Kansas 75, Harvard 69 (12-5-15)

Harvard 69 • 2-6

##	Player	Total		3-Ptr		Rebounds			PF	TP	A	TO	Blk	Stl	Min
		FG-FGA	FG-FGA	FT-FTA	Off	Def	Tot								
33	Cummins, Evan	f	1-2	0-0	0-0	1	0	1	2	2	0	2	1	0	16
35	Okolie, Agunwa	f	3-8	0-0	0-0	2	4	6	0	6	1	1	0	2	32
04	Edosomwan, Zena	c	4-10	0-0	2-2	2	9	11	4	10	1	3	0	0	24
03	McCarthy, Tommy	g	3-10	3-7	2-3	1	3	4	5	11	5	3	0	0	37
20	Johnson, Corey	g	3-7	2-5	0-0	1	1	2	4	8	3	4	0	0	31
10	Steeves, Patrick	g	3-4	1-2	1-2	1	1	2	0	8	2	2	0	1	13
11	Egi, Chris	g	3-4	0-0	0-0	0	0	0	3	6	2	3	2	0	16
15	Miller, Corbin	g	1-5	1-4	0-0	0	0	0	0	3	0	0	0	0	11
23	Perez, Weisner	g	4-7	0-1	7-8	2	7	9	4	15	1	0	0	0	20
Team			1	3	4	1	3	4	1	1	1	1	1	1	20
Totals			25-57	7-19	12-15	11	28	39	22	69	15	19	3	3	200

FG % 1st Half: 11-25 44.0% 2nd half: 14-32 43.8% Game: 25-57 43.9%
 3FG % 1st Half: 3-8 37.5% 2nd half: 4-11 36.4% Game: 7-19 36.8%
 FT % 1st Half: 4-4 100.0% 2nd half: 8-11 72.7% Game: 12-15 80.0%

Deadball Rebounds 3

Kansas 75 • 6-1

##	Player	Total		3-Ptr		Rebounds			PF	TP	A	TO	Blk	Stl	Min
		FG-FGA	FG-FGA	FT-FTA	Off	Def	Tot								
31	Traylor, Jamari	f	1-1	0-0	1-2	1	1	2	1	3	0	3	1	1	10
34	Ellis, Perry	f	5-11	0-0	2-5	0	4	4	3	12	3	1	1		

Game 9 - #2/7 Kansas 82, Oregon State 67 (12-12-15, Kansas City, Mo.)

Game 10 - #2/5 Kansas 88, Montana 46 (12-19-15)

Oregon State 67 • 6-2

##	Player	Total		3-Ptr		Rebounds			PF	TP	A	TO	Blk	Stl	Min
		FG-FGA	FG-FGA	FG-FGA	FG-FGA	Off	Def	Tot							
12	Eubanks, Drew	f	3-7	0-0	2-2	1	1	2	3	8	3	3	2	0	24
30	Schaftenaar, Olaf	f	2-4	2-4	0-0	6	1	1	4	6	0	1	0	0	16
01	PavittII, Gary	g	5-11	0-1	3-6	6	5	11	3	13	7	4	0	0	36
11	Duvivier, Malcolm	g	2-5	1-2	0-0	0	2	2	0	5	1	2	0	0	16
13	Morris-Walker, Langs	g	1-2	0-1	0-0	0	6	6	2	2	0	0	0	0	28
02	Thompson Jr., Stephen	g	0-5	0-1	2-2	0	0	0	1	2	0	1	0	1	23
03	Tinkle, Tres	g	6-11	5-7	3-4	2	0	2	2	20	1	3	0	1	28
04	Bruce, Derrick	g	0-0	0-0	0-0	0	0	0	2	0	0	0	0	0	4
05	N'diaye, Cheikh	g	0-0	0-0	0-0	1	1	2	1	0	0	0	1	0	5
23	Rakocevic, Glifortje	g	0-0	0-0	0-0	0	0	0	1	0	0	0	0	0	2
31	Dahlen, Matt	g	0-1	0-0	0-0	0	0	0	0	0	0	0	0	0	1
32	Reid, Jarmal	g	4-8	0-0	3-5	1	0	1	3	11	0	2	0	0	16
40	Stangel, Justin	g	0-0	0-0	0-0	0	0	0	0	0	1	0	0	0	1
Team			1		3		4			0		1		0	
Totals			23-54	8-16	13-19	12	19	31	22	67	12	18	3	2	200
FG % 1st Half: 13-25		52.0%	2nd half: 10-29		34.5%	Game: 23-54		42.6%		Deadball		Rebounds		4	
3FG % 1st Half: 7-10		70.0%	2nd half: 1-6		16.7%	Game: 8-16		50.0%							
FT % 1st Half: 6-8		75.0%	2nd half: 7-11		63.6%	Game: 13-19		68.4%							

Kansas 82 • 8-1

##	Player	Total		3-Ptr		Rebounds			PF	TP	A	TO	Blk	Stl	Min
		FG-FGA	FG-FGA	FG-FGA	FG-FGA	Off	Def	Tot							
34	Ellis, Perry	f	4-10	1-1	4-4	3	6	9	1	13	1	2	0	1	31
42	Mickelson, Hunter	f	3-5	0-1	1-1	1	5	6	3	7	1	1	2	1	14
00	Mason III, Frank	g	5-8	0-1	8-12	0	2	2	1	18	6	1	0	3	38
01	Selden Jr., Wayne	g	8-12	5-8	1-4	0	1	1	4	22	1	2	2	1	36
04	Graham, Devonte'	g	4-8	1-4	1-4	0	3	3	1	10	5	0	0	3	35
02	Vick, Lagerald	g	0-0	0-0	0-0	0	0	0	0	0	0	0	0	0	2
05	Manning, Evan	g	0-0	0-0	0-0	0	0	0	0	0	0	0	0	0	1
10	Mykhaliuk, Svi	g	1-2	0-0	0-0	0	0	0	0	2	0	0	0	0	6
11	Self, Tyler	g	0-0	0-0	0-0	0	0	0	0	0	0	0	0	0	1
13	Diallo, Cheick	g	1-2	0-0	0-0	0	2	2	2	2	0	0	1	0	7
14	Greene, Brannen	g	0-1	0-1	0-0	0	1	1	1	0	0	1	0	0	7
15	Bragg Jr., Carlton	g	4-6	0-0	0-0	2	2	4	2	8	3	2	0	2	13
21	Young, Clay	g	0-0	0-0	0-0	0	1	1	0	0	0	0	0	0	1
31	Traylor, Jamari	g	0-1	0-0	0-0	1	0	1	1	0	0	0	0	0	2
33	Lucas, Landen	g	0-1	0-0	0-0	0	0	0	0	0	1	0	0	0	6
Team			1		1		2			16		8		22	
Totals			30-56	7-16	15-25	8	24	32	16	82	17	11	5	11	200
FG % 1st Half: 9-24		37.5%	2nd half: 21-32		65.6%	Game: 30-56		53.6%		Deadball		Rebounds		9	
3FG % 1st Half: 2-7		28.6%	2nd half: 5-9		55.6%	Game: 7-16		43.8%							
FT % 1st Half: 8-15		53.3%	2nd half: 7-10		70.0%	Game: 15-25		60.0%							

Officials: Steve Olson, Larry Spaulding, Michael Greenstein
 Technical fouls: Oregon State-None. Kansas-None.
 Attendance: 18612
 Jayhawk Shootout

Score by periods	1st	2nd	Total	Points	In	Off	2nd	Fast	Bench
Oregon State	39	28	67	28	17	11	6	13	33
Kansas	28	54	82	28	19	8	13	12	32

Notes: Jayhawk Shootout presented by Shawnee Mission Health... KU improved to 28-6 in games played in Sprint Center... KU overcomes 14-point deficit, its largest of the season... Selden makes five 3-pointers, tying his career high... Ellis moves into 29th on KU career scoring (1,286) and 19th on KU career rebounding (665) lists.

Montana 46 • 4-6

##	Player	Total		3-Ptr		Rebounds			PF	TP	A	TO	Blk	Stl	Min
		FG-FGA	FG-FGA	FG-FGA	FG-FGA	Off	Def	Tot							
12	BREUNIG, Martin	f	3-12	0-1	3-5	2	4	6	4	9	1	2	1	0	26
20	KRSLOVIC, Fabijan	f	1-3	0-0	1-2	1	0	1	2	3	0	1	0	0	16
05	WRIGHT, Walter	g	2-10	1-6	2-3	1	3	4	2	7	1	2	1	0	28
10	OGUINE, Michael	g	0-5	0-0	3-4	0	4	4	2	3	1	3	0	1	37
34	GFELLER, Brandon	g	3-7	3-6	3-4	0	1	1	2	12	0	1	0	2	19
02	BRADSHAW, Riley	g	0-1	0-1	0-0	0	0	0	0	0	0	0	0	0	7
24	MOOREHEAD, Bobby	g	1-8	1-3	0-0	1	1	2	0	3	1	0	0	0	22
30	DEJONG, Gavin	g	1-1	0-0	0-0	0	1	1	2	2	0	0	0	0	7
31	LOPEZ, Jack	g	1-3	1-2	0-0	0	1	1	2	3	2	2	0	0	23
35	BOEHNING, Bryden	g	2-3	0-0	0-2	1	2	3	3	4	0	2	0	0	15
Team			3		0		3			19		46		200	
Totals			14-53	6-19	12-20	9	17	26	19	46	6	13	2	4	200
FG % 1st Half: 6-23		26.1%	2nd half: 8-30		26.7%	Game: 14-53		26.4%		Deadball		Rebounds		4	
3FG % 1st Half: 2-5		40.0%	2nd half: 4-14		28.6%	Game: 6-19		31.6%							
FT % 1st Half: 10-17		58.8%	2nd half: 2-3		66.7%	Game: 12-20		60.0%							

Kansas 88 • 9-1

##	Player	Total		3-Ptr		Rebounds			PF	TP	A	TO	Blk	Stl	Min
		FG-FGA	FG-FGA	FG-FGA	FG-FGA	Off	Def	Tot							
34	Ellis, Perry	f	4-7	0-0	10-10	2	7	9	0	18	0	0	0	1	24
42	Mickelson, Hunter	f	1-2	0-0	0-0	1	6	7	1	2	0	0	0	1	15
00	Mason III, Frank	g	2-5	1-1	2-3	1	1	2	2	7	9	0	1	0	23
01	Selden Jr., Wayne	g	5-10	0-4	1-2	0	4	4	1	11	4	1	0	2	26
14	Greene, Brannen	g	4-5	3-4	0-0	0	2	2	11	3	1	0	1	1	19
04	Graham, Devonte'	g	4-7	1-2	0-0	2	2	2	2	9	1	2	0	0	21
05	Manning, Evan	g	0-1	0-1	0-0	0	0	0	0	0	0	0	0	0	4
10	Mykhaliuk, Svi	g	4-7	2-4	0-0	0	0	0	1	10	0	0	0	0	16
11	Self, Tyler	g	0-0	0-0	0-1	0	0	0	0	0	0	0	0	0	4
13	Diallo, Cheick	g	2-4	0-0	0-0	0	3	3	5	4	1	2	1	1	10
15	Bragg Jr., Carlton	g	4-6	0-0	1-1	0	2	2	1	9	1	0	1	1	14
21	Young, Clay	g	0-0	0-0	0-0	0	0	0	0	0	0	0	0	0	4
31	Traylor, Jamari	g	0-0	0-0	0-0	0	3	3	1	0	1	3	2	0	11
33	Lucas, Landen	g	3-4	0-0	1-2	3	3	6	2	7	0	0	0	1	9
Team			1		3		6			2		7		200	
Totals			33-58	7-16	15-19	10	34	44	18	88	20	11	5	8	200
FG % 1st Half: 15-31		48.4%	2nd half: 18-27		66.7%	Game: 33-58		56.9%		Deadball		Rebounds		2	
3FG % 1st Half: 4-10		40.0%	2nd half: 3-6		50.0%	Game: 7-16		43.8%							
FT % 1st Half: 10-12		83.3%	2nd half: 5-7		71.4%	Game: 15-19		78.9%							

Officials: Gary Mazwell, Jeb Hartness, Bret Smith
 Technical fouls: Montana-None. Kansas-None.
 Attendance: 16300
 KU #13 C. Diallo fouls out at 1:11 in 2nd half

Score by periods	1st	2nd	Total	Points	In	Off	2nd	Fast	Bench
Montana	24	22	46	24	14	12	8	2	12
Kansas	44	44	88	44	16	11	17	39	39

Notes: Kansas Athletics sets the GUINNESS WORLD RECORDS title for the "Largest gathering of people wearing holiday sweaters." The record was broken with 3,473 fans dressed in holiday sweaters... Ellis first 10-10 FT game at KU since Thomas Robinson in 2012... Mason tied career high with nine assists.

Game 11 - #2/5 Kansas 70, at San Diego State 57 (12-22-15)

Game 12 - #2/3 Kansas 78, UC Irvine 53 (12-29-15)

Kansas 70 • 10-1

##	Player	Total		3-Ptr		Rebounds			PF	TP	A	TO	Blk	Stl	Min
		FG-FGA	FG-FGA	FG-FGA	FG-FGA	Off	Def	Tot							
34	Ellis, Perry	f	8-15	2-3	2-2	3	0	3	1	20	3	5	2	0	35
42	Mickelson, Hunter	f	1-3	0-0	0-0	1	2	3	2	2	1	0	2	0	8

Game 13 - at #2/3 Kansas 102, #23/21 Baylor 74 (1-2-16)

Baylor 74 • 10-3, 0-1 Big 12

#	Player	Total			3-Ptr			Rebounds			PF	TP	A	TO	Blk	Stl	Min	
		FG	FGA	FT	FTA	Off	Def	Tot										
02	Gathers, Rico	f	5	8	0	0	2	4	1	8	9	2	12	0	1	1	0	29
21	Prince, Taurean	f	2	6	1	3	12	2	1	3	3	17	1	1	2	2	22	
11	Medford, Lester	g	5	12	1	1	4	5	0	4	3	15	3	2	0	1	34	
24	Wainright, Ishmail	g	3	7	1	2	0	0	3	4	7	1	3	1	0	0	32	
25	Freeman, Al	g	2	10	0	3	2	2	1	3	4	2	6	1	2	0	0	22
03	Lindsey, Jake	g	1	2	0	0	0	0	0	0	2	2	1	0	0	0	19	
05	Motley, Johnathan	g	2	8	0	0	4	6	2	4	5	8	1	0	2	0	21	
13	Heard, John	g	0	0	0	0	0	0	1	1	0	0	0	0	0	0	2	
22	McClure, King	g	0	1	0	0	0	0	0	0	1	0	0	1	0	0	9	
31	Maston, Terry	g	3	4	0	0	1	0	1	0	2	7	0	1	0	0	8	
33	Millis, Austin	g	0	1	0	1	2	0	0	0	0	0	0	0	1	0	2	
	Team																	
	Totals		23	59	3	11	25	31	10	25	35	24	74	8	12	7	4	200

FG % 1st Half: 9-25 36.0% 2nd half: 14-34 41.2% Game: 23-59 39.0%
 3FG % 1st Half: 1-4 25.0% 2nd half: 2-7 28.6% Game: 3-11 27.3%
 FT % 1st Half: 13-18 72.2% 2nd half: 12-13 92.3% Game: 25-31 80.6%

Kansas 102 • 12-1, 1-0 Big 12

#	Player	Total			3-Ptr			Rebounds			PF	TP	A	TO	Blk	Stl	Min	
		FG	FGA	FT	FTA	Off	Def	Tot										
34	Ellis, Perry	f	6	12	1	2	4	4	1	5	6	3	17	3	1	0	0	24
42	Mickelson, Hunter	f	2	3	0	0	3	3	3	6	4	7	1	1	3	1	1	18
00	Mason III, Frank	g	5	9	0	2	1	1	4	3	6	11	4	2	0	0	1	27
01	Selden Jr., Wayne	g	9	16	5	6	1	2	0	5	5	24	4	0	0	0	3	53
04	Graham, Devonte'	g	6	8	2	4	1	1	0	2	2	3	15	4	0	0	3	34
02	Vick, Lagerald	g	1	1	1	1	0	0	0	0	0	0	3	0	0	0	0	2
05	Manning, Evan	g	0	1	0	1	0	0	0	0	0	0	1	0	0	0	0	2
10	Mykhailiuk, Svi	g	0	1	0	0	5	6	0	1	1	0	5	0	0	0	0	4
11	Self, Tyler	g	0	0	0	0	0	0	0	0	0	0	0	0	0	0	0	2
13	Diallo, Cheick	g	2	4	0	0	0	2	2	1	4	4	0	0	1	0	6	
14	Greene, Brannen	g	2	6	1	2	3	4	1	2	3	8	1	1	0	1	18	
15	Bragg Jr., Carlton	g	1	2	1	2	3	1	6	0	0	0	0	0	0	0	10	
31	Traylor, Jamari	g	0	0	0	0	0	0	0	0	4	0	2	0	1	0	10	
33	Lucas, Landen	g	1	2	0	0	0	2	2	2	2	0	2	0	2	1	11	
	Team																	
	Totals		36	67	11	19	19	24	9	29	38	23	102	20	7	5	8	200

FG % 1st Half: 16-32 50.0% 2nd half: 20-35 57.1% Game: 36-67 53.7%
 3FG % 1st Half: 7-11 63.6% 2nd half: 4-8 50.0% Game: 11-19 57.9%
 FT % 1st Half: 7-8 87.5% 2nd half: 12-16 75.0% Game: 19-24 79.2%

Officials: Doug Simmons, Ron Groover, Darron George
 Technical fouls: Baylor-None. Kansas-None.
 Attendance: 16300
 BU #5 J. Motley fouls out at 5:05 in 2nd half

Score by periods	1st	2nd	Total
Baylor	32	42	74
Kansas	46	56	102

Notes: Kansas' 25th-straight conference season opening victory beginning in 1991-92... The 102 points was KU's third-highest output this season... Selden reached the 20-point plateau for the 10th time of his career and third time this season... Graham ties season high with 15 points.

Game 14 - at #1/2 Kansas 109, #2/1 Oklahoma 106 (1-4-16)

Oklahoma 106 • 12-1, 1-1 Big 12

#	Player	Total			3-Ptr			Rebounds			PF	TP	A	TO	Blk	Stl	Min	
		FG	FGA	FT	FTA	Off	Def	Tot										
00	Spangler, Ryan	f	6	11	2	4	0	0	3	15	18	4	14	0	3	2	51	
12	Lattin, Khadeem	f	5	9	0	0	1	5	9	14	3	10	2	2	6	1	46	
10	Woodard, Jordan	g	9	20	6	9	3	4	5	27	7	2	2	1	2	50		
11	Cousins, Isaiah	g	2	14	0	3	0	0	2	2	2	4	1	1	1	39		
24	Hield, Buddy	g	13	23	8	15	12	14	2	6	8	4	46	7	5	0	54	
02	Walker, Dinjijl	g	1	5	0	1	1	2	2	4	2	3	0	1	0	0	16	
03	James, Christian	g	0	1	0	1	2	0	1	1	0	1	0	1	0	0	6	
21	Buford, Dante	g	0	4	0	1	2	0	1	1	1	1	1	0	2	0	10	
30	Manyang, Akolda	g	0	1	0	1	2	0	1	1	1	0	0	1	0	0	3	
	Team																	
	Totals		36	88	16	33	18	24	14	41	55	22	106	21	16	12	8	275

FG % 1st Half: 14-36 38.9% 2nd half: 11-28 39.3% OT: 11-24 45.8% Game: 36-88 40.9%
 3FG % 1st Half: 6-14 42.9% 2nd half: 5-11 45.5% OT: 5-8 62.5% Game: 16-33 48.5%
 FT % 1st Half: 10-15 66.7% 2nd half: 6-7 85.7% OT: 2-2 100.0% Game: 18-24 75.0%

Kansas 109 • 13-1, 2-0 Big 12

#	Player	Total			3-Ptr			Rebounds			PF	TP	A	TO	Blk	Stl	Min	
		FG	FGA	FT	FTA	Off	Def	Tot										
34	Ellis, Perry	f	11	28	2	3	4	3	10	13	2	27	3	1	1	0	53	
42	Mickelson, Hunter	f	1	4	0	0	0	2	1	3	0	2	0	0	0	0	9	
00	Mason III, Frank	g	5	20	1	5	4	2	5	7	4	15	6	4	0	3	53	
01	Selden Jr., Wayne	g	9	17	3	7	0	1	4	5	3	21	2	0	0	1	43	
04	Graham, Devonte'	g	6	12	2	8	9	1	6	7	4	22	3	4	0	1	46	
10	Mykhailiuk, Svi	g	1	2	1	2	0	0	0	0	0	3	0	0	0	0	6	
13	Diallo, Cheick	g	0	0	0	0	0	0	1	1	1	0	0	0	0	0	5	
14	Greene, Brannen	g	2	3	2	3	0	0	5	5	1	6	2	1	0	1	17	
15	Bragg Jr., Carlton	g	1	2	0	0	0	0	1	1	0	2	0	1	0	1	3	
31	Traylor, Jamari	g	3	3	0	0	0	1	3	4	3	6	0	2	3	1	15	
33	Lucas, Landen	g	1	3	0	0	3	4	2	6	8	1	5	1	0	1	25	
	Team																	
	Totals		40	94	11	22	18	23	17	43	60	22	109	17	14	5	9	275

FG % 1st Half: 16-40 40.0% 2nd half: 16-36 44.4% OT: 8-18 44.4% Game: 40-94 42.6%
 3FG % 1st Half: 7-14 50.0% 2nd half: 1-4 25.0% OT: 3-4 75.0% Game: 11-22 50.0%
 FT % 1st Half: 1-1 100.0% 2nd half: 4-5 80.0% OT: 13-17 76.5% Game: 18-23 78.3%

Officials: John Higgins, Steve Olson, Kelly Self
 Technical fouls: Oklahoma-Woodard, Jordan. Kansas-Selden Jr., Wayne; TEAM.
 Attendance: 16300
 KU bench technical foul at :04 in 1st half
 KU #1 W. Selden technical foul at 16:05 in 2nd half
 OU #10 J. Woodard technical foul at 16:05 in 2nd half
 OU #10 J. Woodard fouls out at :15 in 3OT

Score by periods	1st	2nd	OT	OT2	OT3	Total
Oklahoma	44	33	9	8	12	106
Kansas	40	37	9	8	15	109

Notes: The 40th matchup between Associated Press No. 1 vs. No. 2, including the fifth for Kansas... Longest game played in AFH... KU wins 32nd-straight game in AFH... Ellis' 14th career DD, first this season... Career high points for Graham... Hield's 46 points tied for second most ever vs. Kansas and tied for opponent most in AFH.

Game 15 - #1/2 Kansas 69, at Texas Tech 59 (1-9-16)

Kansas 69 • 14-1, 3-0 Big 12

#	Player	Total			3-Ptr			Rebounds			PF	TP	A	TO	Blk	Stl	Min	
		FG	FGA	FT	FTA	Off	Def	Tot										
34	Ellis, Perry	f	7	16	1	1	0	0	5	5	10	1	15	2	3	1	0	31
42	Mickelson, Hunter	f	1	1	0	0	0	0	0	0	0	2	2	0	0	0	0	5
00	Mason III, Frank	g	3	8	3	6	8	8	1	9	10	1	17	5	2	0	1	31
01	Selden Jr., Wayne	g	4	13	1	7	0	0	2	2	2	9	2	1	0	1	33	
04	Graham, Devonte'	g	1	6	0	2	2	2	0	4	4	1	4	2	1	0	1	30
10	Mykhailiuk, Svi	g	2	3	2	3	1	2	2	2	1	7	0	0	0	1	14	
13	Diallo, Cheick	g	0	0	0	0	0	0	1	1	0	0	0	0	0	0	3	
14	Greene, Brannen	g	2	3	0	0	0	4	4	2	6	0	3	0	0	0	11	
15	Bragg Jr., Carlton	g	2	3	0	0	0	2	1	3	2	4	0	3	0	0	14	
31	Traylor, Jamari	g	0	1	0	0	0	2	2	2	3	0	2	1	0	0	12	
33	Lucas, Landen	g	1	1	0	0	3	4	1	1	2	3	5	2	1	0	16	

Game 17 - at #1/1 Kansas 70, TCU 63 (1-16-16)

TCU 63 • 9-8, 1-4 Big 12

##	Player	Total		3-Ptr		Rebounds			PF	TP	A	TO	Blk	Stl	Min
		FG-FGA	FG-FGA	FT-FTA	Off	Def	Tot								
32	Shepherd, Karviar	f	2-4	0-1	0-0	0	2	2	4	4	0	1	0	1	23
33	Washburn, Chris	f	2-8	0-1	4-5	1	2	3	4	8	3	2	1	0	23
01	Collins, Chauncey	g	3-8	3-5	2-3	1	3	4	3	11	2	4	0	0	32
02	Williams, Michael	g	6-9	0-0	1-1	1	3	4	2	13	1	1	0	0	36
11	Parrish, Brandon	g	4-9	3-6	0-0	1	2	3	0	11	0	1	0	0	29
00	Shreiner, Lyrik	g	1-2	0-1	0-0	1	0	1	0	2	0	0	0	0	1
10	Brodziansky, Vlad	g	3-11	1-2	1-2	6	6	12	0	8	0	0	0	1	26
15	Miller, JD	g	3-12	0-1	0-0	1	3	4	3	6	0	1	0	1	25
23	Abron, Devonta	g	0-2	0-0	0-0	1	0	1	1	0	0	0	0	1	5
Team						3	0	3							
Totals			24-65	7-17	8-11	16	21	37	17	63	6	10	1	4	200

FG % 1st Half: 9-26 34.6% 2nd half: 15-39 38.5% Game: 24-65 36.9% Deadball Rebounds 1
 3FG % 1st Half: 5-13 38.5% 2nd half: 2-4 50.0% Game: 7-17 41.2%
 FT % 1st Half: 5-7 71.4% 2nd half: 3-4 75.0% Game: 8-11 72.7%

Kansas 70 • 15-2, 4-1 Big 12

##	Player	Total		3-Ptr		Rebounds			PF	TP	A	TO	Blk	Stl	Min
		FG-FGA	FG-FGA	FT-FTA	Off	Def	Tot								
34	Ellis, Perry	f	4-9	0-2	2-2	3	6	9	4	10	1	1	3	1	25
42	Mickelson, Hunter	f	0-1	0-0	0-0	1	1	2	2	0	1	0	0	1	5
00	Mason III, Frank	g	3-10	0-3	4-6	2	4	6	1	10	4	1	0	2	36
01	Selden Jr., Wayne	g	4-9	1-4	2-4	0	4	4	1	11	3	2	0	1	33
04	Graham, Devonte'	g	3-6	2-4	2-2	0	0	0	1	10	6	2	0	0	27
02	Vick, Lagerald	g	0-0	0-0	0-0	0	0	0	0	0	0	0	0	0	1
10	Mykhailiuk, Svi	g	3-8	1-5	0-1	0	2	2	0	7	2	2	0	1	13
13	Diallo, Cheick	g	4-7	0-0	1-2	3	6	9	1	9	0	0	5	0	21
14	Greene, Brannen	g	1-2	1-2	0-0	0	1	1	1	3	0	1	0	0	10
15	Bragg Jr., Carlton	g	4-6	0-0	2-2	3	1	4	2	10	0	0	0	0	16
31	Traylor, Jamari	g	0-1	0-0	0-0	2	2	4	0	0	0	1	0	0	8
33	Lucas, Landen	g	0-1	0-0	0-0	1	0	1	1	0	0	0	0	0	5
Team						2	0	2							
Totals			26-60	5-20	13-19	17	27	44	14	70	17	10	8	6	200

FG % 1st Half: 13-31 41.9% 2nd half: 13-29 44.8% Game: 26-60 43.3% Deadball Rebounds 2
 3FG % 1st Half: 4-10 40.0% 2nd half: 1-10 10.0% Game: 5-20 25.0%
 FT % 1st Half: 7-11 63.6% 2nd half: 6-8 75.0% Game: 13-19 68.4%

Officials: Mike Stuart, Tony Padilla, Jeb Hartness
 Technical fouls: TCU-None. Kansas-None.
 Attendance: 16300
 Flagrant 1 foul issued on TCU #32 K. Shepherd at 5:58 in 1st half

Score by periods	1st	2nd	Total
TCU	28	35	63
Kansas	37	33	70

	In	Off	2nd	Fast	Bench
Points	Paint	T/O	Chance	Break	
TCU	16	10	14	4	16
KU	30	16	24	10	29

Notes: Kansas' 33rd straight in Allen Fieldhouse, including a 8-0 mark this season... KU ties single-game blocked shots for the season... Career-high 10 points for Bragg... Career high rebounds and blocked shots for Diallo... Sixth time in the last seven games Graham has made multiple 3-pointers.

Game 19 - at #3/3 Kansas 76, Texas 67 (1-23-16)

Texas 67 • 12-7, 4-3 Big 12

##	Player	Total		3-Ptr		Rebounds			PF	TP	A	TO	Blk	Stl	Min
		FG-FGA	FG-FGA	FT-FTA	Off	Def	Tot								
21	Lammert, Connor	f	5-7	5-7	0-0	0	5	5	5	15	0	1	0	0	30
44	Ibeh, Prince	c	3-4	0-0	1-3	3	4	7	4	7	0	3	7	1	35
01	Taylor, Isaiah	g	6-11	0-1	1-2	0	6	6	3	13	5	1	0	1	37
03	Felix, Javan	g	5-12	0-2	2-2	0	1	1	1	12	6	1	0	2	30
05	Yancy, Kendal	g	0-1	0-1	0-0	0	3	3	2	0	1	0	0	0	12
00	Mack, Tevin	g	0-3	0-3	0-0	0	0	0	3	0	0	1	1	0	9
02	Holland, Demarcus	g	0-0	0-0	0-0	0	0	0	0	0	0	0	0	0	4
10	Davis Jr., Eric	g	6-11	1-2	0-0	2	3	5	0	13	0	0	0	1	21
12	Roach Jr., Kerwin	g	1-5	0-0	3-6	0	2	2	3	5	0	0	0	0	19
32	Cleare, Shaquille	g	1-2	0-0	0-0	0	0	0	1	2	0	0	0	0	3
Team						0	2	2			1				
Totals			27-56	6-16	7-13	5	26	31	22	67	12	8	8	5	200

FG % 1st Half: 14-27 51.9% 2nd half: 13-29 44.8% Game: 27-56 48.2% Deadball Rebound 3
 3FG % 1st Half: 4-8 50.0% 2nd half: 2-8 25.0% Game: 6-16 37.5%
 FT % 1st Half: 3-4 75.0% 2nd half: 4-9 44.4% Game: 7-13 53.8%

Kansas 76 • 16-3, 5-2 Big 12

##	Player	Total		3-Ptr		Rebounds			PF	TP	A	TO	Blk	Stl	Min
		FG-FGA	FG-FGA	FT-FTA	Off	Def	Tot								
33	Lucas, Landen	f	0-2	0-0	0-0	6	4	10	4	0	0	0	0	0	23
34	Ellis, Perry	f	9-15	2-4	6-6	3	1	4	1	26	0	2	1	0	35
00	Mason III, Frank	g	3-14	1-5	6-7	1	7	8	3	13	3	1	0	1	39
01	Selden Jr., Wayne	g	6-15	4-8	3-4	2	3	5	1	19	2	3	0	0	37
04	Graham, Devonte'	g	5-10	3-6	1-1	0	3	3	3	14	6	2	0	0	37
14	Greene, Brannen	g	0-2	0-2	0-0	0	1	1	0	0	0	0	0	0	9
15	Bragg Jr., Carlton	g	1-2	0-0	0-0	0	0	0	1	2	0	0	1	0	5
31	Traylor, Jamari	g	1-2	0-0	0-0	0	5	5	0	2	2	0	0	0	15
Team						1	2	3							
Totals			25-62	10-25	16-18	13	26	39	13	76	13	8	2	1	200

FG % 1st Half: 12-32 37.5% 2nd half: 13-30 43.3% Game: 25-62 40.3% Deadball Rebound 0,1
 3FG % 1st Half: 4-13 30.8% 2nd half: 6-12 50.0% Game: 10-25 40.0%
 FT % 1st Half: 2-2 100.0% 2nd half: 14-16 87.5% Game: 16-18 88.9%

Officials: Tom Eades, Steve Olson, Darron George
 Technical fouls: Texas-None. Kansas-None.
 Attendance: 16300
 UT #21 C. Lammert fouls out at 0:19 in 2nd half

Score by periods	1st	2nd	Total
Texas	35	32	67
Kansas	30	46	76

	In	Off	2nd	Fast	Bench
Points	Paint	T/O	Chance	Break	
UT	34	6	5	8	20
KU	26	3	19	6	4

Notes: Bill Self becomes the third KU coach to win 200 victories in Allen Fieldhouse (200-9)... KU's 34th-straight win inside Allen Fieldhouse, the fourth longest in school history... Ellis' sixth game of 20-plus points this season... Lucas' first start of the season and second game with 10-plus rebounds.

30 • Game Notes

Game 18 - at Oklahoma State 86, #3/3 Kansas 67 (1-19-16)

Kansas 67 • 15-3, 4-2 Big 12

##	Player	Total		3-Ptr		Rebounds			PF	TP	A	TO	Blk	Stl	Min
		FG-FGA	FG-FGA	FT-FTA	Off	Def	Tot								
13	Diallo, Cheick	f	2-3	0-0	0-2	1	1	2	1	4	0	0	0	1	13
34	Ellis, Perry	f	3-10	0-3	7-12	0	3	3	1	13	0	1	0	1	33
00	Mason III, Frank	g	4-12	2-5	4-7	2	3	5	3	14	0	2	0	0	34
01	Selden Jr., Wayne	g	3-8	1-4	0-1	1	1	2	3	7	2	3	0	1	29
04	Graham, Devonte'	g	4-9	1-4	1-1	2	1	3	4	10	5	1	0	1	35
02	Vick, Lagerald	g	1-1	1-1	0-0	0	0	0	1	3	0	1	0	0	8
10	Mykhailiuk, Svi	g	1-7	1-5	0-0	2	2	4	1	3	1	0	0	1	16
15	Bragg Jr., Carlton	g	4-4	0-0	0-0	2	2	4	4	8	0	0	0	1	11
31	Traylor, Jamari	g	0-0	0-0	0-0	0	2	2	2	0	0	1	0	1	6
33	Lucas, Landen	g	2-3	0-0	1-2	1	4	5	1	5	0	0	0	0	13
42	Mickelson, Hunter	g	0-0	0-0	0-0	0	0	0	0	0	1	0	0	0	2
Team						1	0	1							
Totals			24-57	6-22	13-25	12	19	31	21	67	9	9	0	7	200

FG % 1st Half: 14-32 43.8% 2nd half: 10-25 40.0% Game: 24-57 42.1% Deadball Rebounds 4
 3FG % 1st Half: 2-10 20.0% 2nd half: 4-12 33.3% Game: 6-22 27.3%
 FT % 1st Half: 8-15 53.3% 2nd half: 5-10 50.0% Game: 13-25 52.0%

Oklahoma State 86 • 10-8, 2-4 Big 12

##	Player	Total		3-Ptr		Rebounds			PF	TP	A	TO	Blk	Stl	Min
		FG-FGA	FG-FGA	FT-FTA	Off	Def	Tot								
23	Hammonds, Leyton	f	2-8	2-6	0-0	0	3	3	4	6	0	1	0	0	32
41	Solomon, Mitchell	f	0-1	0-0	6-6	1	3	4	4	6	0	0	0	1	15
01	Evans, Jawun	g	7-11	1-1	7-8	0	6	6	2	22	8	6	0	2	32

KANSAS CAREER RECORDS

SCORING

Rk.	Name	Points	Yrs.
1.	Danny Manning	2,951	1985-88
2.	Nick Collison	2,097	2000-03
3.	Raef LaFrentz	2,066	1995-98
4.	Clyde Lovellette	1,979	1950-52
5.	Sherron Collins	1,888	2007-10
6.	Darnell Valentine	1,821	1978-81
7.	Keith Langford	1,812	2002-05
8.	Paul Pierce	1,768	1996-98
9.	Dave Robisch	1,754	1969-71
10.	Kirk Hinrich	1,753	2000-03
11.	Kevin Pritchard	1,692	1987-90
12.	Mark Randall	1,627	1987, 89-91
13.	Wayne Simien	1,593	2002-05
14.	Tyshawn Taylor	1,580	2009-12
15.	Jeff Boschee	1,560	1999-2002
16.	Kenny Gregory	1,555	1998-2001
17.	Calvin Thompson	1,548	1983-86
18.	Drew Gooden	1,526	2000-02
19.	Ron Kellogg	1,508	1983-86
20.	Bud Stallworth	1,495	1970-72
21.	Perry Ellis	1,490	2013-present
22.	Tony Guy	1,488	1979-82
23.	Brandon Rush	1,477	2006-08
24.	Wilt Chamberlain	1,433	1957-58
25.	Richard Scott	1,375	1991-94

REBOUNDS

Rk.	Name	Rebounds	Yrs.
1.	Danny Manning	1,187	1985-88
2.	Raef LaFrentz	1,186	1995-98
3.	Nick Collison	1,143	2000-03
4.	Bill Bridges	1,081	1959-61
5.	Eric Chenowith	933	1998-2001
6.	Drew Gooden	905	2000-02
7.	Wayne Simien	884	2002-05
8.	Wilt Chamberlain	877	1957-58
9.	Cole Aldrich	860	2008-10
10.	Scot Pollard	850	1994-97
11.	Clyde Lovellette	839	1950-52
12.	Dave Robisch	815	1969-71
13.	Greg Ostertag	770	1992-95
14.	Thomas Robinson	763	2010-12
15.	Perry Ellis	743	2013-present
16.	Mark Randall	723	1987, 89-91
17.	Paul Mokeski	680	1977-79
18.	Marcus Morris	676	2009-11
	Paul Pierce	676	1996-98
20.	Markieff Morris	662	2009-11

3-POINT FIELD GOALS MADE

(started 1986-87)			
Rk.	Name	Threes	Yrs.
1.	Jeff Boschee	338	1999-2002
2.	Billy Thomas	269	1995-98
3.	Kirk Hinrich	236	2000-03
4.	Sherron Collins	232	2007-10
5.	Brandon Rush	205	2006-08
6.	Terry Brown	200	1990-91
7.	Mario Chalmers	180	2006-08
8.	Adonis Jordan	179	1990-93
9.	Tyrel Reed	176	2008-11
10.	Jerod Haase	156	1995-97
11.	Kevin Pritchard	154	1987-90
12.	Rex Walters	151	1992-93
13.	Elijah Johnson	147	2010-13
14.	Ryan Robertson	144	1996-99
15.	Wayne Selden, Jr.	138	2014-present
16.	J.R. Giddens	137	2004-05
17.	Steve Woodberry	126	1991-94
18.	Tyshawn Taylor	120	2009-12
19.	Sean Pearson	117	1993-96
20.	Brady Morningstar	116	2007-11

3-POINT FIELD GOAL ATTEMPTS

(started 1986-87)			
Rk.	Name	Attempts	Yrs.
1.	Jeff Boschee	843	1999-2002
2.	Billy Thomas	691	1995-98
3.	Sherron Collins	615	2007-10
4.	Kirk Hinrich	546	2000-03
5.	Terry Brown	485	1990-91
6.	Brandon Rush	471	2006-08
7.	Jerod Haase	461	1995-97
8.	Adonis Jordan	437	1990-93
9.	Tyrel Reed	433	2008-11
10.	Elijah Johnson	430	2010-13
	Mario Chalmers	430	2006-08
12.	Kevin Pritchard	379	1987-90
13.	Sean Pearson	371	1993-96
14.	J.R. Giddens	369	2004-05
15.	Wayne Selden, Jr.	361	2014-present
	Rex Walters	361	1992-93
17.	Ryan Robertson	354	1996-99
18.	Tyshawn Taylor	324	2009-pr.
19.	Aaron Miles	307	2002-05
20.	Paul Pierce	304	1996-98

DOUBLE-DOUBLES

Rk.	Name	DDs	Yrs.
1.	Raef LaFrentz	56	1995-98
2.	Danny Manning	45	1985-88
	Dave Robisch	45	1969-71
4.	Drew Gooden	44	2000-02
5.	Wayne Simien	38	2002-05
6.	Cole Aldrich	37	2008-10
	Nick Collison	37	2000-03
8.	Thomas Robinson	32	2010-12
9.	Eric Chenowith	21	1998-2001
10.	Jeff Withey	19	2010-13
	Marcus Morris	19	2009-11
12.	Paul Mokeski	18	1976-79
13.	Scot Pollard	16	1994-97
14.	Perry Ellis	15	2013-present
15.	Markieff Morris	14	2009-11
	Kelly Knight	14	1980, 82-84
	Herb Nobles	14	1976-77
18.	Greg Ostertag	13	1992-95
	Mark Randall	13	1987, 87-91
	Norm Cook	13	1974-76
21.	Aaron Miles	12	2002-05
	Danny Knight	12	1973-75

ASSISTS

(started 1974-75)			
Rk.	Name	Assists	Yrs.
1.	Aaron Miles	954	2002-05
2.	Jacque Vaughn	804	1994-97
3.	Cedric Hunter	684	1984-87
4.	Kirk Hinrich	668	2000-03
5.	Darnell Valentine	609	1978-81
6.	Tyshawn Taylor	575	2009-12
7.	Adonis Jordan	568	1990-93
8.	Sherron Collins	552	2007-10
9.	Russell Robinson	500	2005-08
10.	Kevin Pritchard	499	1987-90
11.	Ryan Robertson	485	1996-99
12.	Mark Turgeon	437	1984-87
13.	Jeff Boschee	425	1999-2002
14.	Mario Chalmers	420	2006-08
15.	Elijah Johnson	399	2010-13
16.	Steve Woodberry	361	1991-94
17.	Jerod Haase	343	1995-97
18.	Danny Manning	342	1985-88
19.	Tony Guy	327	1979-82
20.	Keith Langford	322	2002-05
21.	Calvin Thompson	321	1983-86

Frank Mason III 309 2014-present

STEALS

(started 1975-76)			
Rk.	Name	Steals	Yrs.
1.	Darnell Valentine	336	1978-81
2.	Mario Chalmers	283	2006-08
3.	Aaron Miles	264	2002-05
4.	Danny Manning	250	1985-88
5.	Russell Robinson	247	2005-08
6.	Kirk Hinrich	206	2000-03
7.	Kevin Pritchard	190	1987-90
8.	Nick Bradford	187	1997-2000
9.	Adonis Jordan	181	1990-93
10.	Alonzo Jamison	175	1990-92
11.	Jerod Haase	174	1995-97
12.	Tyshawn Taylor	172	2009-12
13.	Jeff Boschee	161	1999-2002
	Tony Guy	161	1979-82
15.	Jacque Vaughn	160	1994-97
	Steve Woodberry	160	1991-94
17.	Cedric Hunter	157	1984-87
18.	Nick Collison	155	2000-03
19.	Paul Pierce	147	1996-98
20.	Sherron Collins	145	2007-10
21.	Ryan Robertson	143	1996-99
22.	Brady Morningstar	133	2007-11
23.	Keith Langford	129	2002-05
24.	Clinton Johnson	127	1975-78
25.	Billy Thomas	121	1995-98
--			
	Frank Mason III	98	2014-present
	Perry Ellis	83	2013-present

BLOCKED SHOTS

(started 1974-75)			
Rk.	Name	Blocks	Yrs.
1.	Jeff Withey	311	2010-13
2.	Greg Ostertag	258	1992-95
3.	Cole Aldrich	253	2008-10
4.	Nick Collison	243	2000-03
5.	Eric Chenowith	242	1998-2001
6.	Scot Pollard	218	1994-97
7.	Danny Manning	200	1985-88
8.	John Crawford	155	1978-81
9.	Sasha Kaun	150	2005-08
10.	Donnie Von Moore	147	1974-75, 77-78
11.	Raef LaFrentz	138	1995-98
	Greg Dreiling	138	1984-86
13.	Paul Mokeski	136	1976-79
14.	B.J. Williams	112	1994-97
15.	Darrell Arthur	109	2007-08
16.	Drew Gooden	107	2000-02
	Jamari Traylor	107	2013-present
18.	Patrick Richey	106	1991-94
19.	Markieff Morris	103	2009-pr.
20.	Paul Pierce	98	1996-98
21.	Julian Wright	91	2006-07

3-POINT FIELD GOAL PCT.

(Min. 200 attempts; started 1986-87)					
Rk.	Name	3FG-3FGA	Pct.	Yrs.	
1.	Milt Newton	100-224	44.6	1987-89	
2.	Jeff Guedner	90-205	43.9	1987-90	
3.	Brandon Rush	205-471	43.5	2005-08	
4.	Kirk Hinrich	236-546	43.2	2000-03	
5.	Steve Woodberry	126-298	42.3	1991-94	
6.	Mario Chalmers	180-430	41.9	2005-08	
7.	Rex Walters	151-361	41.8	1992-93	
8.	Brady Morningstar	116-281	41.3	2007-11	
9.	Terry Brown	200-485	41.2	1990-91	
10.	Adonis Jordan	179-437	40.9	1990-93	
11.	Ryan Robertson	144-354	40.7	1996-99	
12.	Tyrel Reed	176-433	40.6	2008-11	
	Kevin Pritchard	154-379	40.6	1987-90	
14.	Jeff Boschee	338-843	40.1	1999-02	
15.	Keith Langford	102-257	39.7	2002-05	
16.	Billy Thomas	269-691	38.9	1995-98	
17.	Wayne Selden Jr.	138-361	38.2	2014-pr.	
18.	Jacque Vaughn	105-274	38.3	1994-97	
19.	Sherron Collins	232-655	37.7	2007-10	
	Greg Gurley	81-215	37.7	1992-95	
21.	J.R. Giddens	137-369	37.1	2004-05	
22.	Tyshawn Taylor	120-324	37.0	2009-12	
23.	Paul Pierce	108-304	35.5	1996-98	

INDIVIDUAL SUPERLATIVES

CATEGORY	KANSAS	OPPONENT
Points	27 Perry Ellis vs. OKLAHOMA (1-4-16)	46 Buddy Hield of Oklahoma (1-4-16)
FGs	11 Perry Ellis vs. OKLAHOMA (1-4-16)	13 Buddy Hield of Oklahoma (1-4-16)
FG Att.	28 Perry Ellis vs. OKLAHOMA (1-4-16)	23 Buddy Hield of Oklahoma (1-4-16) / Denzel Valentine of Michigan State (11-17-15)
FG % <i>(min. 5 made)</i>	100.0 (6-6) Brannen Greene vs. NORTHERN COLO. (11-13-15) / (5-5) Hunter Mickelson vs. Chaminade (11-23-15)	71.4 (7-8) Damian Jones of Vanderbilt (11-25-15)
FG % <i>(min. 10 made)</i>	--	56.5 (13-23) Buddy Hield of Oklahoma (1-4-16)
3-Pt FGs	6 Svi Mykhailiuk vs. Chaminade (11-23-15)	8 Buddy Hield of Oklahoma (1-4-16)
3-Pt FG Att.	11 Svi Mykhailiuk vs. Chaminade (11-23-15)	15 Buddy Hield of Oklahoma (1-4-16)
3-Pt FG % <i>(min. 3 made)</i>	100.0 (5-5) Brannen Greene vs. NORTHERN COLO. (11-13-15) / (3-3) Frank Mason III vs. NORTHERN COLO. (11-13-15)	100.0 (3-3) Matt McQuaid of Michigan State (11-17-15)
3-Pt FG % <i>(min. 5 made)</i>	100.0 (5-5) Brannen Greene vs. NORTHERN COLO. (11-13-15)	71.4 (5-7) Connor Lammert of Texas (1-23-16) / (5-7) Tres Tinkle of Oregon State (12-12-15)
FTs	10 Perry Ellis vs. MONTANA (12-19-15)	14 Jaysean Paige of West Virginia (1-12-16)
FT Att.	12 Frank Mason III vs. OREGON STATE (12-12-15)	17 Jaysean Paige of West Virginia (1-12-16)
FT % <i>(min. 6 made)</i>	100.0 (10-10) Perry Ellis vs. MONTANA (12-19-15) (8-8) Frank Mason at Texas Tech (1-9-16) (6-6) Perry Ellis vs. TEXAS (1-23-16) (6-6) Brannen Greene vs. Michigan State (11-17-15) (6-6) Perry Ellis vs. NORTHERN COLO. (11-13-15)	100.0 (12-12) Taurean Prince of Baylor (1-2-16) (9-9) Cameron Michael of Northern Colorado (11-13-15) (6-6) Rohndell Goodwin of Chaminade (11-23-15)
FT % <i>(min. 10 made)</i>	100.0 (10-10) Perry Ellis vs. MONTANA (12-19-15)	100.0 (12-12) Taurean Prince of Baylor (1-2-16)
Offensive Rebounds	6 Landen Lucas vs. TEXAS (1-23-16)	6 Vlad Brodziansky of TCU (1-16-16) / Gary Payton II of Oregon State (12-12-15)
Defensive Rebounds	10 Perry Ellis vs. OKLAHOMA (1-4-16)	15 Ryan Spangler of Oklahoma (1-4-16)
Rebounds	13 Perry Ellis vs. OKLAHOMA (1-4-16)	18 Ryan Spangler of Oklahoma (1-4-16)
Assists	9 Frank Mason III vs. MONTANA (12-19-15) / Frank Mason III vs. NORTHERN COLO. (11-13-15)	12 Denzel Valentine of Michigan State (11-17-15)
Turnovers	7 Frank Mason III at West Virginia (1-12-16)	5 Buddy Hield of Oklahoma (1-4-16) / Jordan Wilson of Northern Colorado (11-13-15)
Blocks	5 Cheick Diallo vs. TCU (1-16-16)	7 Prince Ibeh of Texas (1-23-16)
Steals	4 Frank Mason III vs. HARVARD (12-5-15) / Frank Mason III vs. LOYOLA-MD. (12-1-15)	5 Jaysean Paige of West Virginia (1-12-16)
Minutes	53 Perry Ellis vs. OKLAHOMA (1-4-16) / Frank Mason III vs. OKLAHOMA (1-4-16)	54 Buddy Hield of Oklahoma (1-4-16)

TEAM SUPERLATIVES

KANSAS HIGH	KANSAS LOW	CATEGORY	OPPONENT HIGH	OPPONENT LOW
123 vs. Chaminade (11-23-15)	63 at West Virginia (1-12-16)	Points	106 by Oklahoma (1-4-16)	46 by Montana (12-19-15)
70 (2nd) vs. Chaminade (11-23-15)	26 (1st) vs. Vanderbilt (11-25-15)	Points/Half	44 (1st) by Oklahoma (1-4-16) / (2nd) by Michigan St. (11-17-15)	22 (2nd) by Montana (12-19-15)
15 (3rd OT) OKLAHOMA (1-4-16)	8 (2nd OT) OKLAHOMA (1-4-16)	Points/OT	12 (3rd OT) by Oklahoma (1-4-16)	8 (2nd OT) by Oklahoma (1-4-16)
47 vs. Chaminade (11-23-15)	20 at West Virginia (1-12-16)	FG	36 by Oklahoma (1-4-16)	14 by Montana (12-19-15)
94 OKLAHOMA (1-4-16)	48 at West Virginia (1-12-16)	FG Att.	88 by Oklahoma (1-4-16)	48 by UC Irvine (12-29-15)
64.4 vs. Chaminade (11-23-15)	34.8 vs. Michigan St. (11-17-15)	FG %	51.6 by Iowa St. (1-25-16)	26.4 by Montana (12-19-15)
47-73	23-66		32-62	14-53
15 vs. Chaminade (11-23-15) / NORTHERN COLO. (11-13-15)	3 vs. Michigan St. (11-17-15)	3-Pt FG	16 by Oklahoma (1-4-16)	2 by UC Irvine (12-29-15)
29 vs. Chaminade (11-23-15)	14 HARVARD (12-5-15)	3-Pt FG Att.	33 by Oklahoma (1-4-16) / by Chaminade (11-23-15)	8 by San Diego St. (12-22-15)
60.0 HOLY CROSS (12-9-15)	20.0 vs. Michigan St. (11-17-15)	3-Pt FG %	50.0 by Oregon St. (12-12-15)	13.3 by UC Irvine (12-29-15)
12-20	3-15		8-16	2-15
26 NORTHERN COLO. (11-13-15)	9 at Iowa St. (1-25-16)	FT	33 by West Virginia (1-12-16)	7 by Texas (1-23-16)
34 NORTHERN COLO. (11-13-15)	11 at San Diego St. (12-22-15)	FT Att.	47 by West Virginia (1-12-16)	11 by TCU (1-16-16)
100.0 HOLY CROSS (12-9-15)	46.2 LOYOLA-MD. (12-1-15)	FT %	87.5 by Michigan St. (11-17-15)	47.4 by Texas Tech (1-9-16)
12-12	12-26		14-16	9-19
17 3x last TCU (1-16-16)	7 at West Virginia (1-12-16) / vs. UCLA (11-24-15) / at Iowa St. (1-25-16)	Off. REB	16 by TCU (1-16-16)	4 by Iowa St. (1-25-16)
43 OKLAHOMA (1-4-16)	20 at San Diego St. (12-22-15)	Def. REB	41 by Oklahoma (1-4-16)	15 by Chaminade (11-23-15)
60 OKLAHOMA (1-4-16)	31 HOLY CROSS (12-9-15) / HARVARD (12-5-15)	Rebounds	55 by Oklahoma (1-4-16)	26 3x last by Texas Tech (1-9-16)
32 at West Virginia (1-12-16)	11 vs. Vanderbilt (11-25-15)	Fouls	35 by Northern Colo. (11-13-15)	11 by San Diego St. (12-22-15)
1 at West Virginia (1-12-16) / MONTANA (12-19-15)	0 17x last at Iowa St. (1-25-16)	DQs	2 by Northern Colo. (11-13-15)	0 10x last by Iowa St. (1-25-16)
32 vs. Chaminade (11-23-15)	8 vs. Vanderbilt (11-25-15)	Assists	21 by Oklahoma (1-4-16)	6 4x by TCU (1-16-16)
22 at West Virginia (1-12-16)	6 vs. Michigan St. (11-17-15)	Turnovers	21 by Loyola (Md.) (12-1-15) / by Northern Colo. (11-13-15)	8 by Texas (1-23-16) / by Iowa State (1-25-16)
8 TCU (1-16-16) / LOYOLA-MD. (12-1-15)	0 at Oklahoma St. (1-19-16)	Blocks	12 by Oklahoma (1-4-16)	1 6x last by Iowa St. (1-25-16)
11 3x last vs. Oregon St. (12-12-15)	1 TEXAS (1-23-16)	Steals	12 by West Virginia (1-12-16)	1 by Michigan St. (11-17-15)

KU's RECORD WHEN...

	2015-16	SELF ERA
Leading At Half	12-2	309-24
Trailing At Half	4-2	48-54
Tied At Half	0-0	12-3
Leading With 5:00 Remaining in Regulation	15-0	344-12
Trailing With 5:00 Remaining in Regulation	1-4	22-67
Kansas Is Tied With 5:00 Remaining in Regulation	0-0	2-3
In Overtime	1-0	17-7
Kansas Outrebounded Opponent	14-1	293-35
Kansas Is Outrebounded	2-3	64-43
Kansas Is Tied in Rebounds	0-0	11-4
Kansas Commits More Turnovers	2-2	148-56
Opponent Commits More Turnovers	11-2	198-23
Kansas Is Tied in Turnovers	3-0	22-3
Kansas Has More Free Throw Attempts	8-1	248-23
Opponent Has More Free Throw Attempts	7-3	111-57
Kansas is Tied in Free Throw Attempts	1-0	11-2
Kansas Shoots 50% or Better	8-1	196-8
Kansas Shoots Less Than 50%	8-3	172-74
Opponent Shoots 50% or Better	0-2	5-16
Opponent Shoots Less Than 50%	16-2	363-66
Kansas Shoots Better Than Opponent	15-1	347-32
Opponent Shoots Better Than Kansas	1-3	21-50
Kansas Bench Outscores Opponent Bench	12-1	242-32
Opponent Bench Outscores Kansas Bench	3-3	119-47
Kansas is Tied in Bench Points	1-0	7-3
Kansas Scores Between 0-59	0-0	9-15
Kansas Scores Between 60-69	1-2	61-44
Kansas Scores Between 70-79	6-2	109-15
Kansas Scores Between 80-89	2-0	121-8
Kansas Scores Between 90-99	3-0	50-0
Kansas Scores 100 or More	4-0	17-0
Opponent Scores Between 0-59	5-0	150-1
Opponent Scores Between 60-69	6-0	138-27
Opponent Scores Between 70-79	4-2	59-30
Opponent Scores Between 80-89	0-2	18-21
Opponent Scores 90 or More	1-0	3-2
On Mondays	2-1	52-15
On Tuesdays	4-3	37-11
On Wednesdays	2-0	58-5
On Thursdays	0-0	21-3
On Fridays	1-0	42-7
On Saturdays	7-0	128-31
On Sundays	0-0	30-9
In November	4-1	59-10
In December	7-0	72-11
In January	5-2	95-15
In February	0-0	71-22
In March	0-0	69-22
In April	0-0	2-1
On CBS	1-0	45-17
On CBS Sports Network	1-0	1-0
On ESPN	5-2	102-37
On ESPN2	2-2	53-10
On ESPNU	3-0	36-5
On Jayhawk TV	4-0	77-3
On Big 12 Network TV	0-0	33-4
On AXS	0-0	1-0
On TBS/TNT	0-0	7-1
On NBCSports Network	0-0	1-1
On Fox Sports Net	0-0	4-1
On Fox Sports 1	0-0	1-0
On Tru TV	0-0	1-0
On ABC	0-0	6-2

MISCELLANEOUS STREAKS

Kansas' All-Time Record 2,169-835
 Consecutive games with a 3-point field goal 24
 Consecutive games opponent under 100 points 6
 Number of 100-point games in Kansas history 109
 Number of 100-point games in Bill Self era 17
 KU's All-Time Overtime Record 64-55
 KU's last OT games 1-4-16 (at Kansas 109, Oklahoma 106, 30T)
 Consecutive Allen Fieldhouse Sellouts 237

	G	TOTAL	AVERAGE
Home (Allen Fieldhouse)	10	163,000	16,300
Home (Sprint Center)	1	18,612	18,612
Away	5	93,170	18,634
Neutral	4	28,661	7,165
Total	20	303,443	15,172

2015-16 MISCELLANEOUS STATS

VIOLATIONS/TECHNICAL FOULS

	3-Seconds	5-Seconds	10-Seconds	Shot Clock Exp.	Lane Viol.	Technicals	Goal tending
Kansas	1	-	-	4	2	1	3
Opponent	2	2	-	15	2	-	2

JUMP BALLS CONTROLLED (INCLUDES OVERTIMES)

Kansas	4
Opponents	17

DOUBLE-FIGURE SCORING

Perry Ellis	19
Frank Mason III	19
Wayne Selden Jr.	16
Devonte' Graham	12
Svi Mykhailiuk	4

20+ POINT GAMES

Perry Ellis	7
Wayne Selden Jr.	4
Devonte' Graham	1
Frank Mason III	1

HOW KU SCORED FIRST POINTS

3-pointer	6
Lay-Up/Lay-In	4
Jump Shot	6
Follow	2
Free Throw	2
Dunk	-
Alley-Oop	-

DOUBLE-FIGURE REBOUNDING

Brannen Greene	4
Cheick Diallo	2
Carlton Bragg Jr.	1
Landen Lucas	1
Hunter Mickelson	1
Perry Ellis	2
Landen Lucas	2
Frank Mason III	1

FIRST PLAYER OFF THE BENCH
(sometimes multiple players)

Landen Lucas	7
Carlton Bragg Jr.	6
Svi Mykhailiuk	6
Brannen Greene	3
Jamari Traylor	3
Cheick Diallo	2
Hunter Mickelson	2

WHO SCORED KU'S FIRST POINTS

Perry Ellis	7
Devonte' Graham	4
Frank Mason III	2
Hunter Mickelson	2
Wayne Selden Jr.	3
Brannen Greene	1

DOUBLE-DOUBLES

Perry Ellis	2
Landen Lucas	1
Frank Mason III	1

INDIVIDUAL MISCELLANEOUS STATISTICS (*HUSTLE PLAYS)

NO. - PLAYER	*FLOOR BURNS	DUNKS	CHARGES DRAWN	FT-FTA (LAST 5:00/OT)
0 - Mason III	44	-	-	25-34
1 - Selden Jr.	48	12	-	8-15
2 - Vick	-	2	-	1-2
4 - Graham	30	2	1	10-12
5 - Manning	1	-	-	0-0
10 - Mykhailiuk	9	-	-	5-7
11 - Self	-	-	-	0-1
13 - Diallo	4	8	-	7-10
14 - Greene	7	1	-	3-5
15 - Bragg Jr.	8	6	1	0-0
21 - Young	1	-	1	2-4
31 - Traylor	30	2	1	1-2
33 - Lucas	11	5	-	5-6
34 - Ellis	23	11	1	6-7
42 - Mickelson	10	-	-	1-1
TOTALS	206	49	5	74-106 (.698)
OPPONENTS	124	30	14	75-97 (.773)

STARTERS // GAME-BY-GAME

DATE	OPP.	RESULT	1	2	3	4	5
11/13	NORTHERN COLO.	W	Frank Mason III	Devonte' Graham	Wayne Selden Jr.	Perry Ellis	Jamari Traylor
11/17	vs. Michigan State	L	Frank Mason III	Devonte' Graham	Wayne Selden Jr.	Perry Ellis	Jamari Traylor
11/23	vs. Chaminade	W	Frank Mason III	Devonte' Graham	Wayne Selden Jr.	Perry Ellis	Jamari Traylor
11/24	vs. UCLA	W	Frank Mason III	Devonte' Graham	Wayne Selden Jr.	Perry Ellis	Jamari Traylor
11/25	vs. Vanderbilt	W	Frank Mason III	Devonte' Graham	Wayne Selden Jr.	Perry Ellis	Jamari Traylor
12/1	LOYOLA	W	Frank Mason III	Devonte' Graham	Wayne Selden Jr.	Perry Ellis	Jamari Traylor
12/5	HARVARD	W	Frank Mason III	Devonte' Graham	Wayne Selden Jr.	Perry Ellis	Jamari Traylor
12/9	HOLY CROSS	W	Frank Mason III	Devonte' Graham	Wayne Selden Jr.	Perry Ellis	Hunter Mickelson
12/12	OREGON STATE	W	Frank Mason III	Devonte' Graham	Wayne Selden Jr.	Perry Ellis	Hunter Mickelson
12/19	MONTANA	W	Frank Mason III	Brannen Greene	Wayne Selden Jr.	Perry Ellis	Hunter Mickelson
12/22	at San Diego State	W	Frank Mason III	Devonte' Graham	Wayne Selden Jr.	Perry Ellis	Hunter Mickelson
12/29	UC IRVINE	W	Frank Mason III	Devonte' Graham	Wayne Selden Jr.	Perry Ellis	Hunter Mickelson
1/2	BAYLOR	W	Frank Mason III	Devonte' Graham	Wayne Selden Jr.	Perry Ellis	Hunter Mickelson
1/4	OKLAHOMA	W 3OT	Frank Mason III	Devonte' Graham	Wayne Selden Jr.	Perry Ellis	Hunter Mickelson
1/9	at Texas Tech	W	Frank Mason III	Devonte' Graham	Wayne Selden Jr.	Perry Ellis	Hunter Mickelson
1/12	at West Virginia	L	Frank Mason III	Devonte' Graham	Wayne Selden Jr.	Perry Ellis	Hunter Mickelson
1/16	TCU	W	Frank Mason III	Devonte' Graham	Wayne Selden Jr.	Perry Ellis	Hunter Mickelson
1/19	at Oklahoma State	L	Frank Mason III	Devonte' Graham	Wayne Selden Jr.	Perry Ellis	Cheick Diallo
1/23	TEXAS	W	Frank Mason III	Devonte' Graham	Wayne Selden Jr.	Perry Ellis	Landen Lucas
1/25	at Iowa State	L	Frank Mason III	Devonte' Graham	Wayne Selden Jr.	Perry Ellis	Landen Lucas
1/30	KENTUCKY						
2/3	KANSAS STATE						
2/6	at TCU						
2/9	WEST VIRGINIA						
2/13	at Oklahoma						
2/15	OKLAHOMA STATE						
2/20	at K-State						
2/23	at Baylor						
2/27	TEXAS TECH						
2/29	at Texas						
3/5	IOWA STATE						

STARTING LINEUP W-L RECORDS

GAMES	RECORD	1	2	3	4	5
9	8-1	Frank Mason III	Devonte' Graham	Wayne Selden Jr.	Perry Ellis	Hunter Mickelson
7	6-1	Frank Mason III	Devonte' Graham	Wayne Selden Jr.	Perry Ellis	Jamari Traylor
1	1-0	Frank Mason III	Brannen Greene	Wayne Selden Jr.	Perry Ellis	Hunter Mickelson
2	1-1	Frank Mason III	Devonte' Graham	Wayne Selden Jr.	Perry Ellis	Landen Lucas
1	0-1	Frank Mason III	Devonte' Graham	Wayne Selden Jr.	Perry Ellis	Cheick Diallo

INDIVIDUAL LEADERS // GAME-BY-GAME

DATE	OPP.		POINTS		REBOUNDS		ASSISTS		STEALS		BLOCKS	
11/13	NORTHERN COLO.	W	Greene	18	Traylor / Mickelson	7	Mason III	9	Graham	3	Mickelson	3
11/17	vs. Michigan State	L	Ellis	21	Traylor / Lucas	7	Graham	4	Mason III	3	Mykhailiuk	1
11/23	vs. Chaminade	W	Mykhailiuk / Selden Jr.	18	Lucas	12	Mason III / Selden Jr.	7	Graham / Traylor	2	Traylor	3
11/24	vs. UCLA	W	Ellis	24	Ellis	6	Mason III	7	Graham	3	Mykhailiuk / Bragg Jr.	1
11/25	vs. Vanderbilt	W	Selden Jr.	25	Ellis	8	Mason III	3	Bragg Jr.	2	Selden Jr.	1
12/1	LOYOLA	W	Selden Jr.	18	Selden Jr. / Ellis / Traylor / Mason III / Diallo	6	Mason III	5	Mason III	4	Mickelson / Diallo	3
12/5	HARVARD	W	Mason III	21	Lucas	8	Mason III	5	Mason III	4	Diallo/Ellis/Mickelson/Traylor / Selden Jr.	1
12/9	HOLY CROSS	W	Selden Jr.	15	Bragg Jr.	5	Graham / Mason III	5	Graham	3	Mickelson	2
12/12	OREGON STATE	W	Selden Jr.	22	Ellis	9	Mason III	6	Graham	3	Mickelson / Selden Jr.	2
12/19	MONTANA	W	Ellis	18	Ellis	9	Mason III	9	Selden Jr.	2	Traylor	2
12/22	at San Diego State	W	Ellis	20	Traylor	6	Ellis / Graham / Mason III	3	Traylor	3	Mickelson / Ellis	2
12/29	UC IRVINE	W	Ellis	14	Ellis	9	Mason III	6	Mason III	3	Selden Jr.	1
1/2	BAYLOR	W	Selden Jr.	24	Ellis / Mickelson	6	Graham / Mason III / Selden Jr.	4	Graham	3	Mickelson	3
1/4	OKLAHOMA	W 3OT	Ellis	27	Ellis	13	Mason III	6	Mason III	3	Traylor	3
1/9	at Texas Tech	W	Mason III	17	Ellis / Mason III	10	Mason III	5	Selden Jr. / Graham / Mason III / Mykhailiuk	1	Lucas / Traylor / Ellis	1
1/12	at West Virginia	L	Ellis	21	Ellis	7	Ellis / Graham	3	Ellis / Traylor	2	Lucas / Mykhailiuk / Mickelson	1
1/16	TCU	W	Selden Jr.	11	Ellis / Diallo	9	Graham	6	Mason III	2	Diallo	5
1/19	at Oklahoma State	L	Mason III	14	Lucas / Mason III	5	Graham	5	<i>seven players</i>	1	-	0
1/23	TEXAS	W	Ellis	26	Lucas	10	Graham	6	Mason III	1	Ellis / Bragg Jr.	1
1/25	at Iowa State	L	Ellis	23	Lucas	9	Graham	4	Lucas / Mason III	1	Graham / Selden Jr. / Traylor	1
1/30	KENTUCKY											
2/3	KANSAS STATE											
2/6	at TCU											
2/9	WEST VIRGINIA											
2/13	at Oklahoma											
2/15	OKLAHOMA STATE											
2/20	at K-State											
2/23	at Baylor											
2/27	TEXAS TECH											
2/29	at Texas											
3/5	IOWA STATE											

STAT COMPARISON // GAME-BY-GAME (KU/OPPONENT)

DATE	OPP.	FG	FG%	3FG	3FG%	FT	FT%	O-REB	D-REB	T-REB	REB/G	FOULS	AST	TO	BLK	STL	PTS	PTS/G
11/13	KU (W)	34-61	.557	15-26	.577	26-34	.765	9	29	38	38.0	24	27	15	4	7	109	109.0
	NORTHERN COLO.	22-56	.393	7-21	.333	21-26	.808	7	23	30	30.0	35	8	21	1	6	72	72.0
11/17	KU (L)	23-66	.348	3-15	.200	24-30	.800	12	23	35	36.9	18	12	6	1	7	73	84.6
	vs. Michigan State	28-60	.467	9-21	.429	14-16	.875	10	35	45	32.0	25	20	16	8	1	79	63.2
11/23	KU (W)	47-73	.644	15-29	.517	14-20	.700	13	38	51	38.3	17	32	14	7	9	123	88.4
	vs. Chaminade	24-69	.348	8-33	.242	16-21	.762	11	15	26	31.4	21	10	14	1	7	72	64.1
11/24	KU (W)	32-59	.542	10-23	.435	18-21	.857	7	28	35	38.0	20	19	10	2	6	92	88.7
	vs. UCLA	27-59	.458	4-17	.235	15-21	.714	7	21	28	31.1	18	11	11	1	5	73	64.9
11/25	KU (W)	25-55	.455	8-16	.500	12-22	.545	8	31	39	38.5	11	8	12	1	6	70	89.5
	vs. Vanderbilt	23-56	.411	6-27	.222	11-15	.733	6	26	32	31.0	21	11	11	8	5	63	67.5
12/1	KU (W)	37-73	.507	8-20	.400	12-26	.462	17	30	47	41.3	16	17	13	8	8	94	91.0
	LOYOLA	22-61	.361	5-19	.263	12-20	.600	12	28	40	34.0	25	6	21	1	10	61	65.3
12/5	KU (W)	28-59	.475	6-14	.429	13-25	.520	10	21	31	38.8	14	17	12	5	11	75	87.0
	HARVARD	25-57	.439	7-19	.368	12-15	.800	11	28	39	35.3	22	15	19	3	3	69	66.3
12/9	KU (W)	34-54	.630	12-20	.600	12-12	1.000	9	22	31	37.2	19	23	15	5	11	92	88.0
	HOLY CROSS	16-42	.381	8-19	.421	19-23	.826	6	11	17	31.6	13	9	19	1	8	59	64.8
12/12	KU (W)	30-56	.536	7-16	.438	15-25	.600	8	24	32	36.3	16	17	11	5	11	82	87.0
	OREGON STATE	23-54	.426	8-16	.500	13-19	.684	12	19	31	31.5	22	12	18	3	2	67	65.2
12/19	KU (W)	33-58	.569	7-16	.438	15-19	.789	10	34	44	37.4	18	20	11	5	8	88	87.1
	MONTANA	14-53	.264	6-19	.316	12-20	.600	9	17	26	30.7	19	6	13	2	4	46	62.4
12/22	KU (W)	26-61	.426	8-19	.421	10-11	.909	13	20	33	37.6	16	13	9	7	9	70	87.2
	at San Diego State	20-54	.370	3-8	.375	14-20	.700	15	20	35	31.4	11	10	15	3	6	57	64.3
12/29	KU (W)	24-51	.471	5-17	.294	25-33	.758	12	23	35	37.1	23	17	9	2	9	78	86.0
	UC IRVINE	18-48	.375	2-15	.133	15-22	.682	10	18	28	30.4	23	7	15	4	4	53	61.3
1/2	KU (W)	36-67	.537	11-19	.579	19-24	.792	9	29	38	37.2	23	20	7	5	8	102	87.8
	BAYLOR	23-59	.390	3-11	.273	25-31	.806	10	25	35	30.9	24	8	12	7	4	74	62.7
1/4	KU (W 30T)	40-94	.426	11-22	.500	18-23	.783	17	43	60	39.5	22	17	14	5	9	109	89.9
	OKLAHOMA	36-88	.409	16-33	.485	18-24	.750	14	41	55	33.3	22	21	16	12	8	106	67.0
1/9	KU (W)	23-55	.418	9-22	.409	14-16	.875	10	32	42	39.4	18	13	15	3	4	69	88.4
	at Texas Tech	23-56	.411	4-16	.250	9-19	.474	7	19	26	32.9	15	10	9	3	7	59	67.3
1/12	KU (L)	20-48	.417	10-20	.500	13-21	.619	7	32	39	39.4	32	9	22	3	7	63	86.8
	at West Virginia	19-57	.333	3-12	.250	33-47	.702	15	26	41	33.4	20	6	11	3	12	74	67.8
1/16	KU (W)	26-60	.433	5-20	.250	13-19	.684	17	27	44	39.9	14	17	10	8	6	70	88.1
	TCU	24-65	.369	7-17	.412	8-11	.727	16	21	37	33.6	17	6	10	1	4	63	66.6
1/19	KU (L)	24-57	.421	6-22	.273	13-25	.520	12	19	31	39.2	21	9	9	0	7	67	84.8
	at Oklahoma State	26-52	.500	11-21	.524	23-26	.885	9	29	38	33.8	20	13	10	3	5	86	68.5
1/23	KU (W)	25-62	.403	10-25	.400	16-18	.889	13	26	39	39.8	13	13	8	2	1	76	87.1
	TEXAS	27-56	.482	6-16	.375	7-13	.538	5	26	31	33.4	22	12	8	8	5	67	66.7
1/25	KU	29-58	.500	5-17	.294	9-12	.750	7	28	35	39.0	18	13	16	3	2	72	83.7
	at Iowa State	32-62	.516	9-21	.429	12-15	.800	4	24	28	33.4	13	19	8	1	10	85	69.3
1/30	KU	-	-	-	-	-	-	-	-	-	-	-	-	-	-	-	-	-
	KENTUCKY	-	-	-	-	-	-	-	-	-	-	-	-	-	-	-	-	-
2/3	KU	-	-	-	-	-	-	-	-	-	-	-	-	-	-	-	-	-
	KANSAS STATE	-	-	-	-	-	-	-	-	-	-	-	-	-	-	-	-	-
2/6	KU	-	-	-	-	-	-	-	-	-	-	-	-	-	-	-	-	-
	at TCU	-	-	-	-	-	-	-	-	-	-	-	-	-	-	-	-	-
2/9	KU	-	-	-	-	-	-	-	-	-	-	-	-	-	-	-	-	-
	WEST VIRGINIA	-	-	-	-	-	-	-	-	-	-	-	-	-	-	-	-	-
2/13	KU	-	-	-	-	-	-	-	-	-	-	-	-	-	-	-	-	-
	at Oklahoma	-	-	-	-	-	-	-	-	-	-	-	-	-	-	-	-	-
2/15	KU	-	-	-	-	-	-	-	-	-	-	-	-	-	-	-	-	-
	OKLAHOMA STATE	-	-	-	-	-	-	-	-	-	-	-	-	-	-	-	-	-
2/20	KU	-	-	-	-	-	-	-	-	-	-	-	-	-	-	-	-	-
	at K-State	-	-	-	-	-	-	-	-	-	-	-	-	-	-	-	-	-
2/23	KU	-	-	-	-	-	-	-	-	-	-	-	-	-	-	-	-	-
	AT BAYLOR	-	-	-	-	-	-	-	-	-	-	-	-	-	-	-	-	-
2/27	KU	-	-	-	-	-	-	-	-	-	-	-	-	-	-	-	-	-
	TEXAS TECH	-	-	-	-	-	-	-	-	-	-	-	-	-	-	-	-	-
2/29	KU	-	-	-	-	-	-	-	-	-	-	-	-	-	-	-	-	-
	at Texas	-	-	-	-	-	-	-	-	-	-	-	-	-	-	-	-	-
3/5	KU	-	-	-	-	-	-	-	-	-	-	-	-	-	-	-	-	-
	IOWA STATE	-	-	-	-	-	-	-	-	-	-	-	-	-	-	-	-	-

SPECIALTY SCORING STATS

DATE	OPP.	PAINT			OFF T/O			2ND CHANCE			FAST BREAK			BENCH		
		KU	OPP	MARGIN	KU	OPP	MARGIN	KU	OPP	MARGIN	KU	OPP	MARGIN	KU	OPP	MARGIN
11/13	NORTHERN COLO.	32	16	16	29	14	15	5	6	(1)	25	8	17	46	24	22
11/17	vs. Michigan State	28	30	(2)	14	7	7	6	13	(7)	4	7	(3)	16	19	(3)
11/23	vs. Chaminade	60	26	34	25	9	16	25	13	12	16	6	10	61	29	32
11/24	vs. UCLA	32	32	0	15	8	7	9	7	2	15	6	9	22	11	11
11/25	vs. Vanderbilt	28	28	0	8	12	(4)	7	6	1	8	6	2	15	14	1
12/1	LOYOLA	48	18	30	22	12	10	26	12	14	18	9	9	41	28	13
12/5	HARVARD	38	32	6	16	7	9	10	10	0	15	6	9	18	32	(14)
12/9	HOLY CROSS	40	14	26	29	12	17	16	4	12	17	2	15	42	21	21
12/12	OREGON STATE	34	28	6	19	17	2	8	11	(3)	13	6	7	12	33	(21)
12/19	MONTANA	48	14	34	16	12	4	11	8	3	17	2	15	39	12	27
12/22	at San Diego State	24	28	(4)	15	14	1	10	10	0	6	6	0	16	14	2
12/29	UC IRVINE	30	20	10	17	15	2	5	6	(1)	14	4	10	28	17	11
1/2	BAYLOR	40	32	8	17	8	9	7	16	(9)	15	6	9	28	17	11
1/4	OKLAHOMA	42	36	6	19	14	5	17	18	(1)	17	17	0	22	5	17
1/9	at Texas Tech	26	26	0	7	11	(4)	7	7	0	0	0	0	22	22	0
1/12	at West Virginia	18	32	(14)	8	18	(10)	9	16	(7)	0	4	(4)	10	40	(30)
1/16	TCU	30	16	14	16	10	6	24	14	10	10	4	6	29	16	13
1/19	at Oklahoma State	30	26	4	8	12	(4)	10	8	2	11	10	1	19	28	(9)
1/23	TEXAS	26	34	(8)	3	6	(3)	19	5	14	6	8	(2)	4	20	(16)
1/25	at Iowa State	40	32	8	13	20	(7)	7	8	(1)	2	12	(10)	13	9	4
1/30	KENTUCKY															
2/3	KANSAS STATE															
2/6	at TCU															
2/9	WEST VIRGINIA															
2/13	at Oklahoma															
2/15	OKLAHOMA STATE															
2/20	at K-State															
2/23	at Baylor															
2/27	TEXAS TECH															
2/29	at Texas															
3/5	IOWA STATE															
		PAINT			OFF T/O			2ND CHANCE			FAST BREAK			BENCH		
OVERALL TOTAL		694	520	174	316	238	78	238	198	40	229	129	100	503	411	92
OVERALL AVERAGE		34.7	26.0	8.7	15.8	11.9	3.9	11.9	9.9	2.0	11.5	6.5	5.0	25.2	20.6	4.6
BIG 12-ONLY TOTAL		252	234	18	91	99	(8)	100	92	8	61	61	0	147	157	(10)
BIG 12-ONLY AVERAGE		31.5	29.3	2.3	11.4	12.4	(1.0)	12.5	11.5	1.0	7.6	7.6	0.0	18.4	19.6	(1.3)
NON-CONF.-ONLY TOTAL		442	286	156	225	139	86	138	106	32	168	68	100	356	254	102
NON-CONF.-ONLY AVERAGE		36.8	23.8	13.0	18.8	11.6	7.2	11.5	8.8	2.7	14.0	5.7	8.3	29.7	21.2	8.5

() - indicates negative number

LEAD-DEFICIT BREAKDOWN // GAME-BY-GAME

DATE	OPP.	FIRST HALF SCORE			SECOND HALF SCORE			FINAL SCORE			LARGEST		TIMES TIED	LEAD CHANGES	TIME LED	
		KU	OPP	MARGIN	KU	OPP	MARGIN	UT	OPP	MARGIN	LEAD	DEFICIT			MIN.	%
11/13	NORTHERN COLO.	53	31	22	56	41	15	109	72	37	45	0	0	0	39.0	98%
11/17	vs. Michigan State	41	35	6	32	44	(12)	73	79	(6)	13	(6)	5	7	30.7	77%
11/23	vs. Chaminade	53	33	20	70	39	31	123	72	51	55	(3)	0	1	38.1	95%
11/24	vs. UCLA	59	33	26	33	40	(7)	92	73	19	29	0	0	0	39.4	99%
11/25	vs. Vanderbilt	26	30	(4)	44	33	11	70	63	7	13	(10)	4	1	17.6	44%
12/1	LOYOLA	40	36	4	54	25	29	94	61	33	36	0	4	0	37.5	94%
12/5	HARVARD	38	29	9	37	40	(3)	75	69	6	16	0	3	0	38.9	97%
12/9	HOLY CROSS	50	33	17	46	26	20	92	59	33	35	0	0	0	39.8	99%
12/12	OREGON STATE	29	39	(10)	54	28	26	82	67	15	16	(14)	4	3	15.7	39%
12/19	MONTANA	44	24	20	44	22	22	88	46	42	51	(2)	0	1	39.2	98%
12/22	at San Diego State	39	27	12	31	30	1	70	57	13	17	0	1	0	38.2	95%
12/29	UC IRVINE	28	26	2	50	27	23	78	53	25	26	(4)	2	8	30.5	76%
1/2	BAYLOR	46	32	14	56	42	14	102	74	28	28	(1)	0	1	39.1	98%
1/4	OKLAHOMA	40	44	(4)	37 OT: 9 20T: 8 30T: 15	33 OT: 9 20T: 8 30T: 12	4 0 0 3	109	106	3	11	(10)	13	13	19.9	36%
1/9	at Texas Tech	29	27	2	40	32	8	69	59	10	10	(1)	6	2	35.7	89%
1/12	at West Virginia	29	37	(8)	34	37	(3)	63	74	(11)	5	(14)	1	8	5.3	13%
1/16	TCU	37	28	9	33	35	(2)	70	63	7	19	(4)	1	5	33.3	83%
1/19	at Oklahoma State	38	43	(5)	29	43	(14)	67	86	(19)	4	(22)	6	12	5.5	14%
1/23	TEXAS	30	35	(5)	46	32	14	76	67	9	13	(12)	3	1	12.5	31%
1/25	at Iowa State	43	36	7	29	49	(20)	72	85	(13)	10	(13)	3	1	28.4	71%
1/30	KENTUCKY															
2/3	KANSAS STATE															
2/6	at TCU															
2/9	WEST VIRGINIA															
2/13	at Oklahoma															
2/15	OKLAHOMA STATE															
2/20	at K-State															
2/23	at Baylor															
2/27	TEXAS TECH															
2/29	at Texas															
3/5	IOWA STATE															

() - indicates negative number

WIN/LOSS MARGIN

	1	2	3	4	5	6	7	8	9	10	11-15	16-29	30+
Wins	-	-	1	-	-	1	2	-	1	1	2	3	5
Losses	-	-	-	-	-	1	-	-	-	-	2	1	-

LEADS AND DEFICITS

KU's Biggest Halftime Lead Blown	8 (38-29) vs. Harvard, 12-5-15
KU's Biggest Halftime Deficit Erased	11 (39-28) vs. Oregon State, 12-12-15
KU's Biggest Lead Blown	16 (32-16) vs. Harvard, 12-5-15
KU's Biggest Lead Blown in a Loss	13 (28-15) vs. Michigan State, 11-17-15
KU's Biggest Deficit Overcome	14 (39-25) vs. Oregon State, 12-12-15

THE LAST TIME...

A TEAM SCORED 100+ POINTS IN A GAME

KU 109 vs. Oklahoma (W, 109-106 3OT), 1-4-16
 Opp 106 by Oklahoma (L, 106-109 3OT), 1-4-16

A TEAM SCORED 50 OR FEWER POINTS IN A GAME

KU 40 vs. Kentucky (L 40-72), 11-18-14
 Opp 46 by Montana (W 88-46), 12-19-15

A TEAM SCORED 90+ POINTS IN ALLEN FIELDHOUSE

KU 109 vs. Oklahoma (W, 109-106 3OT), 1-4-16
 Opp 106 by Oklahoma (L, 106-109 3OT), 1-4-16

A TEAM SCORED 60 OR FEWER POINTS IN ALLEN FIELDHOUSE

KU 57 vs. San Diego State (L 57-61), 1-5-14
 Opp 53 by UC Irvine (W 78-53), 12-29-15

A TEAM SCORED 90 POINTS IN A LOSS

KU 91 vs. Ball State (93-91), 11-19-01
 Opp 106 by Oklahoma (L, 106-109 3OT), 1-4-16

A TEAM SCORED 60 OR FEWER POINTS IN A VICTORY

KU 56 at Baylor (W 56-55), 1-7-15
 Opp 60 by Stanford (60-57), 3-23-14

A TEAM HAD 5+ PLAYERS SCORE IN DOUBLE FIGURES

KU Selden (11), Ellis (10), Mason (10), Graham (10), Bragg (10) vs. TCU, 1-16-16
 Opp Cotton (19), VanVleet (17), Baker (12), Wessel (12), Carter (10) by Wichita State (W 78-65), 3-22-15

A TEAM WON A GAME BY 25+ POINTS

KU 28 (102-74) vs. Baylor (1-2-16)
 Opp 25 (77-52) by Temple, 12-22-14

A TEAM WON A GAME BY 50+ POINTS

KU 51 (123-72) vs. Chaminade, 11-23-15
 Opp Never

A TEAM WON AN OVERTIME GAME (SINGLE-OVERTIME)

KU 76-69 vs. West Virginia, 3-3-15
 Opp 85-82 by Kansas State, 2-10-14

A TEAM WON A DOUBLE-OVERTIME GAME

KU 68-68 at Oklahoma State, 2-20-13
 Opp 80-79 by Texas Tech, 2-14-05

A TEAM WON A TRIPLE-OVERTIME GAME

KU 109-106 vs. Oklahoma, 1-4-16
 Opp 76-73 by Oklahoma State, 2-4-81

A TEAM SHOT 60% FG IN A GAME

KU 63.0 (34-54) vs. Holy Cross, 12-9-15
 Opp 60.4% by Oklahoma State, 2-27-10

A TEAM SHOT 30% OR WORSE FG IN A GAME

KU 19.6% vs. Kentucky, 11-18-14
 Opp 26.4 by Montana, 12-19-15

A TEAM MADE 12+ 3-POINT FG IN A GAME

KU 12 vs. Holy Cross, 12-9-15
 Opp 16 by Oklahoma, 1-4-16

A TEAM DID NOT MAKE A 3-POINT FG IN A GAME

KU 0-8 vs. TCU, 3-12-15
 Opp 0-9 by Stanford, 3-23-14

A TEAM SHOT 60% 3-POINT FG IN A GAME (min. 10)

KU 60.0 (12-20) vs. Holy Cross, 12-9-15
 Opp 69.2% (9-13) by Colorado, 1-25-11

A TEAM MADE 30+ FREE THROWS IN A GAME

KU 33 at West Virginia, 1-12-16
 Opp 30 by Texas, 2-1-14

A TEAM MADE 5 OR FEWER FREE THROWS IN A GAME

KU 3 at Baylor, 1-7-15
 Opp 5 by Lafayette, 12-20-14

A TEAM ATTEMPTED 40+ FREE THROWS IN A GAME

KU 43 vs. West Virginia, 3-3-15
 Opp 47 by West Virginia, 1-12-16

A TEAM SHOT 90% OR BETTER FREE THROWS IN A GAME

KU 90.9 (10-11) at San Diego State, 12-22-15
 Opp 100.0 (3-3) by Washington State, 11-19-12

A TEAM SHOT 40% OR WORSE FREE THROWS IN A GAME

KU 31.6% (6-19) vs. St. Joseph's, 12-6-05
 Opp 25.0% (2-8) by Texas, 1-19-13

A TEAM HAD 25+ OFFENSIVE REBOUNDS IN A GAME

KU 28 vs. Fort Hays State, 12-10-03
 Opp 26 by TCU, 1-28-15

A TEAM HAD 5 OR FEWER OFFENSIVE REBOUNDS IN A GAME

KU 5 vs. TCU, 2-21-15
 Opp 4 by Iowa State, 1-25-16

A TEAM HAD 30+ DEFENSIVE REBOUNDS IN A GAME

KU 32 at West Virginia, 1-12-16
 Opp 35 by Michigan State, 11-17-15

A TEAM HAD 40+ DEFENSIVE REBOUNDS IN A GAME

KU 43 vs. Oklahoma, 1-4-16
 Opp 41 by Oklahoma, 1-4-16

A TEAM HAD 50+ TOTAL REBOUNDS IN A GAME

KU 60 vs. Oklahoma, 1-4-16
 Opp 55 by Oklahoma, 1-4-16

A TEAM HAD 60+ TOTAL REBOUNDS IN A GAME

KU 60 vs. Oklahoma, 1-4-16
 Opp Never

A TEAM HAD 25 OR FEWER TOTAL REBOUNDS IN A GAME

KU 25 vs. Michigan State, 11-13-12
 Opp 17 by Holy Cross, 12-9-15

A TEAM OUT-REBOUNDED ITS OPPONENT BY 15+

KU 16 (42-26) at Texas Tech 1-9-16
 Opp 17 (43-26) by Oklahoma State, 2-9-04

A TEAM OUT-REBOUNDED ITS OPPONENT BY 20+

KU 25 (51-26) vs. Chaminade, 11-23-15
 Opp Never

A TEAM OUT-REBOUNDED ITS OPPONENT BY 30+

KU 30 (61-31) vs. Alcorn State, 12-2-09
 Opp Never

3+ PLAYERS WITH 10+ REBOUNDS IN A GAME

KU ...Markieff Morris (13), Marcus Morris (11) & Thomas Robinson (10) vs. Valparaiso, 11-15-10
 Opp Eduardo Najera (12), Eric Martin (10) & Ryan Humphrey (10) of Oklahoma, 2-20-99

2 PLAYERS WITH A DOUBLE-DOUBLE IN SAME GAME

KU Frank Mason III (17 pts, 10 reb) & Perry Ellis (15 pts, 10 reb) at Texas Tech, 1-9-16
 Opp Ryan Spangler (14 pts, 18 reb) & Khadeem Lattin (10 pts, 14 reb) of Oklahoma, 1-4-16

3 PLAYERS WITH A DOUBLE-DOUBLE IN SAME GAME

KU Elijah Johnson (12 pts, 10 ast), Jeff Withey (15 pts, 12 reb) & Kevin Young (10 pts, 12 reb) vs. Iowa State, 1-9-13
 Opp Never

A PLAYER WITH A TRIPLE-DOUBLE IN A GAME

KU Jeff Withey (16 pts, 12 reb, 12 blk) vs. San Jose State, 11-26-12
 Opp Denzel Valentine (29 pts, 12 reb, 12 ast) of Michigan State, 11-17-15

A TEAM HAD 25+ ASSISTS IN A GAME

KU 32 vs. Chaminade, 11-23-15
 Opp 26 by Oklahoma, 1-10-94

THE LAST TIME...

A TEAM HAD 7 OR FEWER ASSISTS IN A GAME

KU 7 at Oklahoma, 3-7-15
Opp 6 by TCU, 1-16-16

A TEAM COMMITTED 25 TURNOVERS IN A GAME

KU 27 vs. Missouri, 2-9-09
Opp 26 by UMKC, 1-5-11

A TEAM COMMITTED 7 OR FEWER TURNOVERS IN A GAME

KU 7 vs. Baylor (1-2-16)
Opp 6 by Iowa State, 3-14-15

A TEAM HAD 15+ STEALS IN A GAME

KU 15 vs. Towson, 11-11-11
Opp 22 by West Virginia, 1-16-16

A TEAM DID NOT HAVE A STEAL IN A GAME

KU vs. Syracuse, 3-18-01
Opp Oakland, 11-25-09

A TEAM HAD 10+ BLOCKED SHOTS IN A GAME

KU 10 vs. Texas, 2-28-15
Opp 12 by Oklahoma, 1-4-16

A TEAM DID NOT BLOCK A SHOT IN A GAME

KU at Oklahoma State, 1-20-16
Opp Stanford, 3-23-14

A TEAM COMMITTED 30+ FOULS IN A GAME

KU 31 at Texas, 2-1-14
Opp 35 by Northern Colorado, 11-13-15

A TEAM COMMITTED 10 OR FEWER FOULS IN A GAME

KU 9 vs. Lafayette, 12-20-14
Opp 10 by Missouri, 2-4-12

A TEAM HAD TWO PLAYERS DISQUALIFIED (FOUL OUT)

KU Wayne Selden, Jr. and Perry Ellis at Iowa State, 1-17-15
Opp Jordan Davis and Spencer Mathis of Northern Colorado, 11-13-15

A TEAM HAD THREE PLAYERS DISQUALIFIED (FOUL OUT)

KU Kirk Hinrich, Keith Langford, Michael Lee vs. Oklahoma, 2-23-03
Opp Devin Williams, Nathan Adrian, Jaysean Paige of West Virginia, 3-3-15

A TEAM SCORED 50+ POINTS IN A HALF

KU 56, 2nd half vs. Baylor (1-2-16)
Opp 50, 2nd half by Iowa State, 1-17-15

A TEAM SCORED 60+ POINTS IN A HALF

KU 70, 2nd half vs. Chaminade, 11-23-15
Opp 60, 2nd half by Texas Tech, 2-13-99

A TEAM HAD 20 OR FEWER POINTS IN A HALF

KU 18, 1st half at Baylor, 1-7-15
Opp 18, 1st half by Baylor, 3-13-15

A TEAM SHOT 70% OR BETTER FG IN A HALF

KU 70.4 (19-27) vs. Holy Cross, 12-9-15
Opp 75.0%, 1st half by Baylor, 1-25-93

A TEAM SHOT 20% OR WORSE FG IN A HALF

KU 13.6%, 1st half at TCU, 2-6-13
Opp 20.0%, 1st half by Baylor, 3-13-15

A TEAM MADE 7+ 3-POINTERS IN A HALF

KU 7, 1st half vs. Baylor, 1-2-16
Opp 7, 1st half at Oklahoma State, 1-16-16

A TEAM DID NOT MAKE A FREE THROW IN A HALF

KU 1st half at San Diego State, 12-22-15
Opp 1st half by Richmond, 12-15-12

A TEAM DID NOT ATTEMPT A FREE THROW IN A HALF

KU 1st half at Iowa State, 1-25-16
Opp 1st half by Richmond, 12-15-12

A TEAM HAD 30+ REBOUNDS IN A HALF

KU 31, 1st half at Oklahoma, 3-7-15
Opp 32, 1st half by Rhode Island, 12-30-06

A TEAM HAD 15+ ASSISTS IN A HALF

KU 18, 2nd half vs. Chaminade, 11-23-15
Opp 15, 1st half by North Carolina, 3-25-12

A TEAM HAD 10+ STEALS IN A HALF

KU 10, 2nd half vs. UMKC, 1-5-11
Opp 11, 2nd half by Long Beach State, 12-6-11

A TEAM HAD 7+ BLOCKED SHOTS IN A HALF

KU 7, 1st half, vs. Texas, 2-22-14
Opp 7, 1st half and 2nd half by Texas, 2-28-15

A PLAYER SCORED 30+ POINTS IN A GAME

KU 30 by Perry Ellis vs. Iowa State, 3-14-14
Opp 46 by Buddy Hield of Oklahoma, 1-4-16

A PLAYER SCORED 40+ POINTS IN A GAME

KU 41 by Andrew Wiggins at West Virginia, 3-8-14
Opp 46 by Buddy Hield of Oklahoma, 1-4-16

A PLAYER SHOT 80% OR BETTER FG IN A GAME (MIN. 10 ATT.)

KU 90.0 (9-10) by Perry Ellis vs. TCU, 2-21-15
Opp 82.4 (14-17) by Jaysean Paige of West Virginia, 1-12-16

A PLAYER MADE 7+ 3-POINTERS IN A GAME

KU 8 by Mario Chalmers vs. Texas, 3-16-08
Opp 8 by Buddy Hield of Oklahoma, 1-4-16

A PLAYER SHOT 100% 3-POINT FG (MIN. 5 ATT.)

KU 5-5 by Brannen Greene vs. Northern Colorado, 11-13-15
Opp 5-5 by Desmond Mason of Oklahoma State, 2-7-00

A PLAYER MADE 12+ FREE THROWS IN A GAME

KU 15 (15-19) by Kelly Oubre Jr. vs. TCU, 3-12-15
Opp 12 (12-14) by Buddy Hield of Oklahoma, 1-4-16

A PLAYER SHOT 100% FREE THROWS IN A GAME (MIN. 10 ATT.)

KU 10-10 by Perry Ellis vs. Montana, 12-19-15
Opp 12-12 by Taurean Prince of Baylor, 1-2-16

A PLAYER HAD 8+ OFFENSIVE REBOUNDS IN A GAME

KU 9 by Jeff Withey vs. Baylor, 1-16-12
Opp 8 by Rico Gathers at Baylor, 1-7-15

A PLAYER HAD 12+ DEFENSIVE REBOUNDS IN A GAME

KU 14 by Andrew Wiggins at Iowa State, 1-13-14
Opp 15 by Ryan Spangler of Oklahoma, 1-4-16

A PLAYER HAD 15+ TOTAL REBOUNDS IN A GAME

KU 19 by Andrew Wiggins at Iowa State, 1-13-14
Opp 18 by Ryan Spangler of Oklahoma, 1-4-16

A PLAYER HAD 10+ ASSISTS IN A GAME

KU 12 by Naadir Tharpe vs. Iowa State, 1-29-14
Opp 12 by Denzel Valentine of Michigan State, 11-17-15

A PLAYER HAD 7+ TURNOVERS IN A GAME

KU 7 by Frank Mason III at West Virginia, 1-12-16
Opp 8 by Trey Zeigler of TCU, 3-12-15

A PLAYER HAD 7+ BLOCKED SHOTS IN A GAME

KU 8 by Joel Embiid vs. Oklahoma State, 1-18-14
Opp 7 by Anthony Davis of Kentucky, 11-15-11

A PLAYER HAD 7+ STEALS IN A GAME

KU 7 by Xavier Henry vs. Baylor, 1-20-10
Opp 7 by Terry Black of Baylor, 2-26-00

A PLAYER PLAYED ALL 40 MINUTES IN REGULATION

KU Wayne Selden Jr. vs. Vanderbilt, 11-25-15
Opp Monte Morris of Iowa State, 1-25-16

CONFERENCE-ONLY STATS

RECORD:	OVERALL	HOME	AWAY	NEUTRAL
ALL GAMES	5-3	4-0	1-3	0-0
CONFERENCE	5-3	4-0	1-3	0-0
NON-CONFERENCE	0-0	0-0	0-0	0-0

#	Player	gp-gs	min	avg	Total		3-Point		F-Throw		Rebounds				pf	dq	a	to	blk	stl	pts	avg	
					fg-fga	fg%	3fg-fga	3fg%	ft-fa	ft%	off	def	tot	avg									
34	Ellis, Perry	8-8	275	34.4	58-122	.475	7-17	.412	29-37	.784	17	40	57	7.1	15	0	13	12	6	4	152	19.0	
01	Selden Jr., Wayne	8-8	264	33.0	42-95	.442	19-48	.396	10-18	.556	4	22	26	3.3	18	0	16	16	1	6	113	14.1	
00	Mason III, Frank	8-8	286	35.8	32-90	.356	10-30	.333	34-45	.756	10	40	50	6.3	21	0	27	25	0	9	108	13.5	
04	Graham, Devonte'	8-8	273	34.1	30-65	.462	13-28	.464	16-20	.800	4	22	26	3.3	24	1	33	14	1	6	89	11.1	
15	Bragg Jr., Carlton	8-0	71	8.9	16-26	.615	2-2	1.000	3-4	.750	9	11	20	2.5	13	0	0	6	1	2	37	4.6	
14	Greene, Brannen	7-0	100	14.3	10-23	.435	8-18	.444	4-5	.800	1	21	22	3.1	8	0	6	9	0	2	32	4.6	
10	Mykhailiuk, Svi	7-0	71	10.1	7-25	.280	5-18	.278	6-9	.667	2	7	9	1.3	8	0	4	3	1	4	25	3.6	
33	Lucas, Landen	8-2	129	16.1	7-14	.500	0-0	.000	7-10	.700	15	28	43	5.4	20	0	3	5	3	3	21	2.6	
13	Diallo, Cheick	7-1	56	8.0	8-14	.571	0-0	.000	1-4	.250	4	12	16	2.3	6	0	0	0	6	2	17	2.4	
42	Mickelson, Hunter	6-5	43	7.2	5-11	.455	0-0	.000	3-4	.750	7	6	13	2.2	8	0	3	1	4	2	13	2.2	
02	Vick, Lagerald	5-0	15	3.0	3-5	.600	3-5	.600	0-0	.000	0	1	1	0.2	2	0	0	1	0	0	9	1.8	
31	Traylor, Jamari	8-0	87	10.9	5-10	.500	0-0	.000	2-2	1.000	3	20	23	2.9	17	0	5	8	6	4	12	1.5	
05	Manning, Evan	2-0	3	1.5	0-1	.000	0-1	.000	0-0	.000	0	0	0	0.0	1	0	1	0	0	0	0	0.0	
11	Self, Tyler	1-0	2	2.0	0-0	.000	0-0	.000	0-0	.000	0	0	0	0.0	0	0	0	0	0	0	0	0.0	
Team											16	6	22										
Total.....		8	1675		223-501	.445	67-167	.401	115-158	.728	92	236	328	41.0	161	1	111	101	29	44	628	78.5	
Opponents.....		8	1675		210-495	.424	59-147	.401	135-186	.726	80	211	291	36.4	153	-	95	84	38	55	614	76.8	

TEAM STATISTICS	KU	OPP	Date	Opponent	Score	Att.
SCORING	628	614	* 01/02/16	BAYLOR	w 102-74	16300
Points per game	78.5	76.8	* 01/04/16	OKLAHOMA	w ^{o3} 109-106	16300
Scoring margin	+1.8	-	* 01/09/16	at Texas Tech	w 69-59	14231
FIELD GOALS-ATT	223-501	210-495	* 01/12/16	at West Virginia	L 63-74	12097
Field goal pct	.445	.424	* 01/16/16	TCU	w 70-63	16300
3 POINT FG-ATT	67-167	59-147	* 01/19/16	at Oklahoma State	L 67-86	11383
3-point FG pct	.401	.401	* 01/23/16	TEXAS	w 76-67	16300
3-pt FG made per game	8.4	7.4	* 01/25/16	at Iowa State	L 72-85	14384
FREE THROWS-ATT	115-158	135-186	* - Big 12 Conference game			
Free throw pct	.728	.726	! - State Farm Champions Classic (Chicago, IL - United Center)			
F-Throws made per game	14.4	16.9	# - Maui Jim Maui Invitational (Lahaina, HI - Lahaina Civic Center)			
REBOUNDS	328	291				
Rebounds per game	41.0	36.4				
Rebounding margin	+4.6	-				
ASSISTS	111	95				
Assists per game	13.9	11.9				
TURNOVERS	101	84				
Turnovers per game	12.6	10.5				
Turnover margin	-2.1	-				
Assist/turnover ratio	1.1	1.1				
STEALS	44	55				
Steals per game	5.5	6.9				
BLOCKS	29	38				
Blocks per game	3.6	4.8				
ATTENDANCE	65200	52095				
Home games-Avg/Game	4-16300	4-13024				
Neutral site-Avg/Game	-	0-0				

Score by Periods	1st	2nd	OT	OT2	OT3	Totals
Kansas	292	304	9	8	15	628
Opponents	282	303	9	8	12	614

OVERALL STATS

RECORD:	OVERALL	HOME	AWAY	NEUTRAL
ALL GAMES	16-4	11-0	2-3	3-1
CONFERENCE	5-3	4-0	1-3	0-0
NON-CONFERENCE	11-1	7-0	1-0	3-1

#	Player	gp-gs	min	avg	Total		3-Point		F-Throw		Rebounds				pf	dq	a	to	blk	stl	pts	avg	
					fg-fga	fg%	3fg-fga	3fg%	ft-fa	ft%	off	def	tot	avg									
34	Ellis, Perry	20-20	598	29.9	122-243	.502	15-33	.455	74-96	.771	43	88	131	6.6	32	0	24	26	9	11	333	16.7	
01	Selden Jr., Wayne	20-20	593	29.7	104-207	.502	50-107	.467	33-53	.623	13	55	68	3.4	44	0	54	37	7	18	291	14.6	
00	Mason III, Frank	20-20	651	32.5	85-203	.419	23-59	.390	74-98	.755	17	80	97	4.9	36	0	95	41	2	31	267	13.4	
04	Graham, Devonte'	20-19	632	31.6	74-168	.440	32-75	.427	30-42	.714	8	52	60	3.0	43	1	74	23	2	28	210	10.5	
14	Greene, Brannen	14-1	210	15.0	27-47	.574	20-37	.541	21-27	.778	2	31	33	2.4	18	0	14	14	1	5	95	6.8	
10	Mykhailiuk, Svi	19-0	249	13.1	38-97	.392	20-61	.328	12-17	.706	6	19	25	1.3	24	0	16	14	4	6	108	5.7	
15	Bragg Jr., Carlton	20-0	212	10.6	42-71	.592	2-4	.500	6-10	.600	24	31	55	2.8	30	0	11	18	5	9	92	4.6	
13	Diallo, Cheick	14-1	131	9.4	25-45	.556	0-0	.000	12-20	.600	8	30	38	2.7	24	1	1	8	13	4	62	4.4	
33	Lucas, Landen	18-2	252	14.0	27-46	.587	0-1	.000	18-28	.643	33	60	93	5.2	38	0	10	15	4	6	72	4.0	
42	Mickelson, Hunter	18-10	165	9.2	21-41	.512	0-1	.000	9-12	.750	15	33	48	2.7	32	0	12	5	20	12	51	2.8	
31	Traylor, Jamari	19-7	254	13.4	16-32	.500	0-0	.000	19-24	.792	18	49	67	3.5	40	0	12	18	14	10	51	2.7	
02	Vick, Lagerald	12-0	65	5.4	10-16	.625	5-11	.455	1-4	.250	1	3	4	0.3	3	0	6	6	0	2	26	2.2	
05	Manning, Evan	10-0	24	2.4	3-6	.500	3-6	.500	0-0	.000	0	2	2	0.2	4	0	1	1	0	4	9	0.9	
21	Young, Clay	7-0	17	2.4	1-1	1.000	0-0	.000	2-4	.500	0	3	3	0.4	2	0	0	1	0	0	4	0.6	
11	Self, Tyler	9-0	22	2.4	1-4	.250	1-3	.333	0-1	.000	1	1	2	0.2	3	0	3	7	0	0	3	0.3	
Team											31	22	53										
Total.....		20	4075		596-1227	.486	171-398	.430	311-436	.713	220	559	779	39.0	373	2	333	238	81	146	1674	83.7	
Opponents.....		20	4075		472-1164	.405	132-381	.346	309-424	.729	196	472	668	33.4	408	-	220	277	74	116	1385	69.2	

TEAM STATISTICS	KU	OPP	Date	Opponent	Score	Att.
SCORING	1674	1385	11/13/15	NORTHERN COLO.	w 109-72	16300
Points per game	83.7	69.2	! 11/17/15	vs Michigan State	L 73-79	21461
Scoring margin	+14.5	-	# 11/23/15	vs Chaminate	w 123-72	2400
FIELD GOALS-ATT	596-1227	472-1164	# 11/24/15	vs UCLA	w 92-73	2400
Field goal pct	.486	.405	# 11/25/15	vs Vanderbilt	w 70-63	2400
3 POINT FG-ATT	171-398	132-381	12/01/15	LOYOLA MARYLAND	w 94-61	16300
3-point FG pct	.430	.346	12/05/15	HARVARD	w 75-69	16300
3-pt FG made per game	8.6	6.6	12/09/15	HOLY CROSS	w 92-59	16300
FREE THROWS-ATT	311-436	309-424	12/12/15	OREGON STATE	w 82-67	18612
Free throw pct	.713	.729	12/19/15	MONTANA	w 88-46	16300
F-Throws made per game	15.6	15.5	12/22/15	at San Diego State	w 70-57	12414
REBOUNDS	779	668	12/29/15	UC IRVINE	w 78-53	16300
Rebounds per game	39.0	33.4	* 01/02/16	BAYLOR	w 102-74	16300
Rebounding margin	+5.6	-	* 01/04/16	OKLAHOMA	w ^{o3} 109-106	16300
ASSISTS	333	220	* 01/09/16	at Texas Tech	w 69-59	14231
Assists per game	16.7	11.0	* 01/12/16	at West Virginia	L 63-74	12097
TURNOVERS	238	277	* 01/16/16	TCU	w 70-63	16300
Turnovers per game	11.9	13.9	* 01/19/16	at Oklahoma State	L 67-86	11383
Turnover margin	+2.0	-	* 01/23/16	TEXAS	w 76-67	16300
Assist/turnover ratio	1.4	0.8	* 01/25/16	at Iowa State	L 72-85	14384
STEALS	146	116	* - Big 12 Conference game			
Steals per game	7.3	5.8	! - State Farm Champions Classic (Chicago, IL - United Center)			
BLOCKS	81	74	# - Maui Jim Maui Invitational (Lahaina, HI - Lahaina Civic Center)			
Blocks per game	4.1	3.7				
ATTENDANCE	181612	93170				
Home games-Avg/Game	11-16510	5-12902				
Neutral site-Avg/Game	-	4-7165				

Score by Periods	1st	2nd	OT	OT2	OT3	Totals
Kansas	791	851	9	8	15	1674
Opponents	658	698	9	8	12	1385



0 FRANK MASON III
JR • G • Petersburg, Va.

SEASON / BIG 12					
PPG	RPG	APG	FG%	3FG%	FT%
13.4	4.9	4.8	42%	39%	76%
13.5	6.3	3.4	36%	33%	76%

CAREER HIGHS	
PTS	21 3x last HARVARD (12-5-15)
REB	10 2x last at Texas Tech (1-9-16)
AST	9 3x last MONTANA (12-19-15)
BLK	1 7x last MONTANA (12-19-15)
STL	4 3x last HARVARD (12-5-15)
MIN	53 OKLAHOMA (01-04-16)

NOTABLE
Was 6-for-11 FGs with 16 points at ISU (1/25)... Pulled down eight rebounds vs. UT (1/23)... Posted his second career DD (17 points, 10 rebounds) at TTU (1/9)... Had 15 points, seven rebounds, six assists and three steals vs. OU (1/4)... Tied career highs in points (21) and steals (4) vs. Harvard (12/5)... Co-MVP of the 2015 Maui Inv... Ranks in the Big 12 in scoring (10th, 13.2), assists (5th, 4.8), steals (T10th, 1.6), FT Pct. (15th, 75.5), assist-to-turnover ratio (8th, 2.3)... MVP of the 2015 WUG gold medal contest... Preseason All-Big 12 HM.



1 WAYNE SELDEN JR.
JR • G • Roxbury, Mass.

SEASON / BIG 12					
PPG	RPG	APG	FG%	3FG%	FT%
14.6	3.4	2.7	50%	47%	62%
14.1	3.3	2.0	44%	40%	56%

CAREER HIGHS	
PTS	25 2x last vs. Vanderbilt (11-25-15)
REB	8 vs. Baylor (3-13-15)
AST	9 2x last NO. COLORADO (11-13-15)
BLK	4 KANSAS STATE (1-31-15)
STL	3 3x last TEXAS TECH (1-10-15)
MIN	43 2x, last OKLAHOMA (01-04-16)

NOTABLE
His 19 points vs. Texas (1/23) were his most in his previous five games... Wooden Midseason Top 25 (1/13)... Has two 20-point efforts in Big 12 play (24 vs. BU [1/2], 21 vs. OU [1/4])... Scored 22 points vs. Oregon State (12/12)... Co-Big 12 Player of the Week (11/30)... Co-MVP of the Maui Invitational... Ranks in the Big 12 in scoring (8th, 14.6), FG Pct. (10th, 50.2), 3FG Pct. (3rd, 46.7) and 3FGs made (2nd, 2.5)... Tied career high with 25 points vs. Vanderbilt (11/25)... Summer 2015 WUG MVP where he averaged 19.3 ppg.



2 LAGERALD VICK
FR • G • Memphis, Tenn.

SEASON / BIG 12					
PPG	RPG	APG	FG%	3FG%	FT%
2.2	0.3	0.5	63%	45%	1/4
1.8	0.2	0.0	60%	60%	-

CAREER HIGHS	
PTS	6 vs. Chaminade (11-23-15)
REB	2 vs. Chaminade (11-23-15)
AST	2 3x last HOLY CROSS (12-9-15)
BLK	--
STL	1 HOLY CROSS (12-9-15)
MIN	15 vs. Chaminade (11-23-15)

NOTABLE
Has played in 12 games in 2015-16, including five league contests... Has made a 3-pointer in four of his last six games, including one at Oklahoma State (1/19)... Had six points, two rebounds and two assists vs. Chaminade (11/23)... Played 11 minutes with three points vs. Northern Colorado (11/14)... Averaged 4.5 points and 2.3 rebounds in eight games at the 2015 World University Games for USA in winning gold.




4 DEVONTE' GRAHAM
SO • G • Raleigh, N.C.

SEASON / BIG 12					
PPG	RPG	APG	FG%	3FG%	FT%
10.5	3.0	3.7	44%	43%	71%
11.1	3.3	4.1	46%	46%	80%

CAREER HIGHS	
PTS	22 OKLAHOMA (01-04-16)
REB	7 OKLAHOMA (01-04-16)
AST	8 NORTHERN COLORADO (11-13-15)
BLK	1 2x last at Iowa State (1-25-16)
STL	5 vs. Wichita State (3-22-15)
MIN	46 OKLAHOMA (01-04-16)

NOTABLE
Has started 19 of 20 games... Has led KU in assists each of the last five games and nine times this season... Has made multiple 3-pointers in four of his last five games and 11 times this season... Scored a career-high 22 points vs. OU (1/4)... Has scored 10+ points in 12 games... Ranks in the Big 12 in assists (8th, 3.7), steals (T13th, 1.4), 3FG Pct. (5th, 42.7), 3FG made (T11th, 1.6), and assist-to-turnover ratio (4th, 3.2)... Second on the team with 74 assists.



5 EVAN MANNING
SR • G • Lawrence, Kan.

SEASON / BIG 12					
PPG	RPG	APG	FG%	3FG%	FT%
0.9	0.2	0.1	50%	50%	-
0.0	0.0	0.5	0%	0%	-

CAREER HIGHS	
PTS	3 7x last HOLY CROSS (12-9-15)
REB	2 WASHINGTON STATE (11-19-12)
AST	2 LAFAYETTE (12-20-14)
BLK	-
STL	2 HOLY CROSS (12-9-15)
MIN	6 3x last LAFAYETTE (12-20-14)

NOTABLE
Has appeared in 10 games this season, including two league games... Had an assist vs. Baylor (1/2)... Scored three points with two steals vs. Holy Cross (12/9)... Is 3-for-5 from the field for the season, with all shots being 3-pointers... Appeared in nine games in 2014-15... Played in six games in 2013-14... The son of former KU great and current Wake Forest head coach Danny Manning, KU's all-time leading scorer with 2,951 points.



10 SVI MYKHAILIUK
SO • G • Cherkasy, Ukraine

SEASON / BIG 12					
PPG	RPG	APG	FG%	3FG%	FT%
5.7	1.3	0.8	39%	33%	71%
3.6	1.3	0.6	28%	28%	67%

CAREER HIGHS	
PTS	18 vs. Chaminade (11-23-15)
REB	5 RIDER (11-24-14)
AST	3 2x last vs. Chaminade (11-23-15)
BLK	1 5x last at West Virginia (1-12-16)
STL	1 10x last vs. Vanderbilt (11-25-15)
MIN	32 vs. Michigan State (11-30-14)

NOTABLE
Has one steal in four of the last five games and six for the season... Had seven points and two assists vs. TCU (1/16)... Logged 17 minutes at West Virginia (1/12)... Made a career-high five free throws vs. Baylor (1/2)... Has scored in double figures four times this season... Had 10 points vs. Montana (12/19)... Has multiple threes in four games... Scored a career-high 18 points with six 3-pointers vs. Chaminade (11/23)... Scored 13 points vs. UCLA (11/24)... Is the youngest player on the KU roster... Represented Ukraine at the 2014 FIBA Basketball World Cup.



11 TYLER SELF
JR • G • Lawrence, Kan.

SEASON / BIG 12					
PPG	RPG	APG	FG%	3FG%	FT%
0.3	0.2	0.3	25.0	33.3	0.0
0.0	0.0	0.0	-	-	-

CAREER HIGHS	
PTS	3 LOYOLA-MD. (12-1-15)
REB	2 2x last TEXAS (2-16-13)
AST	1 6x last HOLY CROSS (12-9-15)
BLK	-
STL	-
MIN	3 8x last LOYOLA-MD. (12-1-15)

NOTABLE
Has appeared in nine games in 2015-16... Made a 3-pointer vs. Loyola (Md.) (12/1)... Had an assist against Chaminade (11/23)... Had an assist in three minutes of action in the season opener against Northern Colorado (11/13)... Appeared in seven games in 2014-15... Utilized a medical redshirt in 2013-14... Played in 11 games as a freshman in 2012-13... Son of KU head coach Bill Self.



13 CHEICK DIALLO
FR • F • Kayes, Mali

SEASON / BIG 12					
PPG	RPG	BPG	FG%	3FG%	FT%
4.4	2.7	0.9	56%	-	60%
2.4	2.3	0.9	57%	-	25%

CAREER HIGHS	
PTS	13 LOYOLA-MD. (12-1-15)
REB	9 TCU (1-16-16)
AST	1 MONTANA (12-19-15)
BLK	5 TCU (1-16-16)
STL	1 3x last at West Virginia (1-12-16)
MIN	18 HOLY CROSS (12-9-15)

NOTABLE
Made his first career start at OSU (1/19) and scored four points... Played a season-high 21 minutes and had nine points, nine rebounds and five blocked shots vs. TCU (1/16)... Tied season high with four free throws vs. UC Irvine (12/29)... Scored 12 points vs. Holy Cross (12/9)... Had 13 points on 6-of-8 shooting with six rebounds and three blocks in his debut vs. Loyola (Md.) (12/1)... Missed the first five games of the season before being cleared by the NCAA... Tallied 18 points and 10 rebounds to claim MVP honors at the 2015 McDonald's All-American Game... MVP of the 2015 Jordan Brand Classic (26 points, 11 rebounds).



14 BRANNEN GREENE
JR • G • Juliette, Ga.

SEASON / BIG 12

PPG	RPG	APG	FG%	3FG%	FT%
6.8	2.4	1.0	57%	54%	78%
4.6	3.1	0.9	43%	44%	80%

CAREER HIGHS

PTS	19	at Georgetown (12-10-14)
REB	7	at TCU (1-28-15)
AST	3	3x last at Iowa State (1-25-16)
BLK	1	5x last at San Diego St. (12-22-15)
STL	3	at Kansas State (2-10-14)
MIN	29	2x last at Oklahoma State (2-7-15)

NOTABLE

Scored nine points on 3-of-5 shooting at ISU (1/25)... Missed the OSU (1/19) game with a bruised knee... Has made multiple 3-pointers in six games... Has a season-high five rebounds vs. OU (1/4)... Started the Montana (12/19) game and had 11 points, with three 3FGs... Scored 14 points on 5-6 shooting, 3-4 3FGs vs. Holy Cross (12/9)... Scored 18 points on 6-of-6 shooting (5-for-5 3FGs) vs. Northern Colorado (11/13)... Led KU in free throw percentage (91.7) last season.



15 CARLTON BRAGG JR.
FR • F • Cleveland, Ohio

SEASON / BIG 12

PPG	RPG	BPG	FG%	3FG%	FT%
4.6	2.8	0.3	59%	50%	60%
4.6	2.5	0.1	62%	100%	75%

CAREER HIGHS

PTS	10	TCU (1-16-16)
REB	6	vs. Chaminade (11-23-15)
AST	3	vs. Oregon State (12-12-15)
BLK	1	4x last at San Diego St. (12-22-15)
STL	2	2x last vs. Oregon State (12-12-15)
MIN	18	HOLY CROSS (12-9-15)

NOTABLE

Is 10-for-13 FGs in his last four games... Was 4-for-4 FGs scoring eight points at OSU (1/19)... Scored a career-high 10 points vs. TCU (1/16)... Had eight points and a season-high three assists and two steals vs. Oregon St. (12/12)... Had nine points and six rebounds against Chaminade (11/23)... Averaged 3.8 points and 3.8 rebounds for USA at the 2015 WUG... Guided Villa Angela-St. Joseph (VASJ) HS to two state titles... 2015 Division III Associated Press Ohio Player of the Year.



21 CLAY YOUNG
SO • G • Lansing, Kan.

SEASON / BIG 12


PPG	RPG	APG	FG%	3FG%	FT%
0.6	0.4	0.0	100	-	50.0
-	-	-	-	-	-

CAREER HIGHS

PTS	2	HOLY CROSS (12-9-15)
REB	1	3x last OREGON STATE (12-12-15)
AST	--	
BLK	--	
STL	--	
MIN	3	3x last HOLY CROSS (12-9-15)

NOTABLE

Has appeared in seven games in 2015-16... Scored a career-high two points vs. Holy Cross (12/9)... Scored his first collegiate point vs. Chaminade (11/23)... Tore his ACL in the second game of the 2014-15 season at KCKCC and later was granted a medical redshirt... A 2014 Academic All-American while at KCKCC... Started every game and averaged 10.0 points and 5.6 rebounds while at KCKCC... Played for coach, and former Oklahoma standout, Kelly Newton.



22 DWIGHT COLEBY
JR • F • Nassau, Bahamas

SEASON / BIG 12

PPG	RPG	APG	FG%	3FG%	FT%
-	-	-	-	-	-
-	-	-	-	-	-

CAREER HIGHS (* - at Ole Miss)

PTS	12	* 2x, last at Arkansas (1-17-15)
REB	10	* at Arkansas (1-17-15)
AST	4	* FLORIDA (2-22-14)
BLK	4	* FLORIDA (2-22-14)
STL	1	* 7x last vs. Xavier (3-19-15)
MIN	28	* FLORIDA (2-22-15)

NOTABLE

Transferred to KU from Ole Miss... Will sit out for the 2015-16 season due to NCAA transfer rules... Underwent surgery in October to repair a torn ACL... Played 62 games with seven starts in two seasons at Ole Miss, averaging 4.1 ppg, 3.5 rpg & 13.7 mpg.



31 JAMARI TRAYLOR
SR • F • Chicago, Ill.

SEASON / BIG 12

PPG	RPG	BPG	FG%	3FG%	FT%
2.7	3.5	0.7	50%	-	79%
1.5	0.0	0.8	50%	-	100%

CAREER HIGHS

PTS	17	vs. Eastern Kentucky (3-21-14)
REB	14	vs. Eastern Kentucky (3-21-14)
AST	3	6x last NORTHERN COLO. (11-13-15)
BLK	3	8x last vs. Chaminade (11-23-15)
STL	3	3x last at San Diego St. (12-22-15)
MIN	30	vs. West Virginia (3-3-15)

NOTABLE

Has pulled down five or more rebounds five times this season, including five vs. Texas (1/23)... Is second on the team with 14 blocked shots... Had six points with four rebounds and three blocks vs. Oklahoma (1/4)... Tied career high with three steals at San Diego State (12/22)... Has started seven games in 2015-16... Started 18 games as a junior... Ranked 11th in the Big 12 in blocks (1.1) last year... Currently ranks tied for 16th (Drew Gooden, 2000-02) in KU history with 107 blocked shots.



33 LANDEN LUCAS
JR • F • Portland, Ore.

SEASON / BIG 12

PPG	RPG	BPG	FG%	3FG%	FT%
4.0	5.2	0.2	59%	0%	64%
2.6	5.4	0.4	50%	-	70%

CAREER HIGHS

PTS	13	3x last vs. Chaminade (11-23-15)
REB	12	2x last vs. Chaminade (11-23-15)
AST	4	vs. Chaminade (11-23-15)
BLK	3	2x last vs. TCU (3-12-15)
STL	2	2x last RHODE ISLAND (11-27-14)
MIN	33	at Oklahoma (3-7-15)

NOTABLE

Has started the last two game and two games this season... Is averaging 9.5 rebounds in his last two games (10 vs. UT, 9 at ISU)... Has six games of seven or more rebounds... Ranks 18th in the Big 12 in rebounds (5.2)... Logged 25 minutes vs. OU (1/4) with five points and eight rebounds... Missed the Holy Cross (12/9) game with a sore toe... Pulled down eight rebounds vs. Harvard (12/5)... Tied career highs with 13 points and 12 rebounds and set career high with four assists vs. Chaminade (11/23)... Pulled down seven rebounds vs. Michigan State (11/17)... Started 14 games last season.



34 PERRY ELLIS
SR • F • Wichita, Kan.

SEASON / BIG 12

PPG	RPG	BPG	FG%	3FG%	FT%
16.7	6.6	0.5	50%	45%	77%
19.0	7.1	0.8	48%	41%	78%

CAREER HIGHS

PTS	32	TCU (2-15-14)
REB	14	at TCU (1-25-14)
AST	5	TCU (2-15-14)
BLK	3	3x last TEXAS (2-28-15)
STL	3	4x last OKLAHOMA STATE (1-13-15)
MIN	53	OKLAHOMA (01-04-16)

NOTABLE

Has back-to-back 20-point games in his last two outings (26 vs. UT, 23 at ISU)... Named one of 30 Senior CLASS candidates (1/19)... Only player in the Big 12 to rank in the top seven in scoring (3rd) and rebounding (7th)... Had 21 points at WWU (1/12)... Posted back-to-back DDs with 15 points, 10 rebounds at TTU (1/9) and 27 points, 13 rebounds vs. OU (1/4)... Ranks in the Big 12 in points (3rd, 16.7), rebounds (7th, 6.6), FG Pct. (11th, .502) and FT Pct. (14th, .771)... Seven games of 20+ points this season... Ranks 21st on KU career scoring list at 1,490... 2014-15 All-Big 12 First Team, AP All-America HM and Big 12 Scholar-Athlete of the Year.



42 HUNTER MICKELSON
SR • F • Jonesboro, Ark.

SEASON / BIG 12

PPG	RPG	BPG	FG%	3FG%	FT%
2.8	2.7	1.1	51%	0%	75%
2.2	2.2	0.7	45%	-	75%

CAREER HIGHS (* - at Arkansas)

PTS	16	* ROBERT MORRIS (12-20-12)
REB	13	* NORTHWESTERN ST. (12-29-12)
AST	5	* GRAMBLING STATE (11-26-11)
BLK	7	* 2x last LSU (1-14-12)
STL	4	* TENNESSEE (2-2-13)
MIN	30	* TENNESSEE (2-15-12)

NOTABLE

Has started 10 games this season... Opened league play with seven points, six rebounds and three blocked shots vs. Baylor (1/2)... Has multiple blocked shots in seven games this season... Ranks eighth in the Big 12 in blocked shots (1.1)... Scored 11 points vs. Chaminade (11/23) on 5-for-5 shooting... Averaged 8.4 points and 4.9 rebounds with a team-best nine blocked shots and steals in the 2015 World University Games for USA... Set Arkansas freshman blocks record with 72 in 2011-12.