



# KENTUCKY

## 2015-16 MEN'S BASKETBALL

### SCHEDULE/RESULTS (13-3, 3-1 SEC)

Date	Opponent	Time/Result
N. 2	*OTTAWA	W, 117-58
N. 6	*KENTUCKY STATE	W, 111-58
N.13	<sup>1</sup> ALBANY	W, 78-65
N.14	<sup>1</sup> NIJT	W, 87-57
N. 17	<sup>2</sup> vs. No. 5/4 Duke	W, 74-63
N. 20	WRIGHT STATE	W, 78-63
N. 24	<sup>3</sup> BOSTON UNIVERSITY	W, 82-62
N. 27	<sup>3</sup> vs. South Florida	W, 84-63
N. 30	ILLINOIS STATE	W, 75-63
D. 3	at UCLA	L, 87-77
D. 9	EASTERN KENTUCKY	W, 88-67
D. 12	ARIZONA STATE	W, 72-58
D. 19	<sup>4</sup> Ohio State	L, 74-67
D. 26	No. 16/15 LOUISVILLE	W, 75-73
J. 2	*OLE MISS	W, 83-61
J. 5	*at LSU	L, 85-67
J. 9	*at Alabama	W, 77-61
J. 12	*MISSISSIPPI STATE	W, 80-74
J. 16	*at Auburn	4 p.m.
J. 21	*at Arkansas	7 p.m.
J. 23	*VANDERBILT	4 p.m.
J. 27	*MISSOURI	9 p.m.
J. 30	<sup>5</sup> at Kansas	7 p.m.
F. 2	*at Tennessee	7 p.m.
F. 6	*FLORIDA	4 p.m.
F. 9	*GEORGIA	9 p.m.
F. 13	*at South Carolina	Noon
F. 18	*TENNESSEE	7/8 p.m.
F. 20	*at Texas A&M	TBA
F. 23	*ALABAMA	7 p.m.
F. 27	*at Vanderbilt	4 p.m.
M.	*at Florida	7 p.m.
M. 5	*LSU	2 p.m.
M. 9-13	<sup>6</sup> SEC Tournament	TBA

All Times Eastern; HOME GAMES in BOLD CAPS  
 All dates and times are subject to change  
 ^-Exhibition Games; \*-Conference Games;  
 1-Hoophall Miami Invitational (Rupp Arena, Lexington, Ky.);  
 2-Champions Classic (United Center, Chicago);  
 3-Hoophall Miami Invitational (American Airlines Arena, Miami);  
 4-CBS Sports Classic (Barclays Center, Brooklyn, N.Y.);  
 5-Big 12/SEC Challenge (Allen Fieldhouse, Lawrence, Kan.);  
 6-SEC Tournament (Bridgestone Arena, Nashville, Tenn.)

## No. 14/13 KENTUCKY Wildcats (13-3, 3-1) at AUBURN Tigers (7-8, 1-3)

Saturday, Jan. 16 • 4 p.m. ET • Auburn Arena (9,121) • Auburn, Ala.

### THE MATCHUP | #UKvsAU



#### About the Series

All-Time Record: UK leads 91-17  
 Last Meeting: UK won 91-67 (3/14/2015)  
 Streak: UK has won 18



Head Coach: John Calipari  
 Overall On-Court Record: 648-181 (.782)  
 Record at Kentucky: 203-41 (.832)  
 Calipari's Record vs. Auburn: 8-0

Head Coach: Bruce Pearl  
 Overall On-Court Record: 484-173 (.737)  
 Record at Auburn: 22-28 (.440)  
 Pearl's Record vs. Kentucky: 4-11

### UK PROBABLE LINEUP (BASED OFF LAST OUTING)

00



#### Marcus Lee

Jr. / F / 6-9 / 224  
Antioch, Calif.

- Averaging career highs in points (8.0), rebs. (7.3)
- Tallied two double-doubles this season
- Leads UK with 29 blocked shots

3



#### Tyler Ulis

So. / G / 5-9 / 160  
Chicago

- Leads the team in assists with a 6.0 average
- Scored 20-plus in four of last five games
- Named SEC Player of the Week on Dec. 28

13



#### Isaiah Briscoe

Fr. / G / 6-3 / 202  
Newark, N.J.

- Scored in double figures in nine games
- Averaging 10.9 points and guard-best 5.5 rebs.
- Named SEC Freshman of the Week on Dec. 7

22



#### Alex Poythress

Sr. / F / 6-8 / 230  
Clarksville, Tenn.

- Team-high three double-doubles on the year
- Career-high 25 points at Alabama
- Averaging 9.8 points and 7.1 rebounds

23



#### Jamal Murray

Fr. / G / 6-4 / 207  
Kitchener, Ontario

- Averaging team-high 17.6 points per game
- Recorded career-high 33 points vs. Ohio State
- Scored in double figures in 14 straight games

### TV AND RADIO INFO

#### TV: ESPN

Mark Jones (PxP)  
Kara Lawson (Analyst)



#### Radio: UK Radio Network

Tom Leach (PxP)  
Mike Pratt (Analyst)



#### Satellite Radio:

Sirius Channel | XM Channel  
84 | 84

### WHAT YOU NEED TO KNOW

- Isaiah Briscoe, Jamal Murray and Tyler Ulis combined to score 57 of UK's 80 points (71.3 percent) in the win over Mississippi State
- Ulis has scored 20 or more points in four of the last five games
- Murray posted 22 points, his third consecutive game with 20 or more points
- Alex Poythress had a career-high 25 points at Alabama. He's the 43rd player in school history with 800-plus points and 500-plus rebounds
- Jamal Murray has hit a 3-pointer in every game this season
- Ulis and Murray are combining to average 38.5 points per game against SEC foes

### BY THE NUMBERS

**2,191**

National all-time wins leader

**46**

Kentucky's regular-season SEC titles

**14**

Straight games Jamal Murray has scored in double figures

**946-264**

UK's all-time regular-season record vs. SEC competition

## 2015-16 ROSTER

No.	Name	Pos.	Ht.	Wt.	Cl.	Hometown (Previous School)
00	Marcus Lee	F	6-9	224	Jr.	Antioch, Calif. (Deer Valley)
1	Skal Labissiere	F	6-11	225	Fr.	Port-au-Prince, Haiti (Lausanne Collegiate)
3	Tyler Ulis	G	5-9	160	So.	Chicago (Marian Catholic)
4	Charles Matthews	G	6-6	189	Fr.	Chicago (Saint Rita)
10	Jonny David	G	6-2	175	Fr.	Pittsburgh (Mt. Lebanon)
11	Mychal Mulder	G	6-4	185	Jr.	Windsor, Ontario (Vincennes University)
13	Isaiah Briscoe	G	6-3	202	Fr.	Newark, N.J. (Roselle Catholic)
14	Tai Wynyard	F	6-10	255	Fr.	Auckland, New Zealand (Rangitoto College)
15	Isaac Humphries	F	7-0	260	Fr.	Sydney, Australia (La Lumiere School)
22	Alex Poythress	F	6-8	230	Sr.	Clarksville, Tenn. (Northeast)
23	Jamal Murray	G	6-4	207	Fr.	Kitchener, Ontario (Athlete Institute)
24	EJ Floreal	G	6-4	203	Jr.	Palo Alto, Calif. (Dunbar)
25	Dominique Hawkins	G	6-0	190	Jr.	Richmond, Ky. (Madison Central)
32	Dillon Pulliam	G	6-3	180	So.	Cynthiana, Ky. (Transylvania University)
35	Derek Willis	F	6-9	220	Jr.	Mt. Washington, Ky. (Bullitt East)

## COACHING STAFF

**Head Coach:** John Calipari (Clarion, 1982)  
**Associate Head Coach:** Kenny Payne (Louisville, 2003)  
**Assistant Coach:** Tony Barbee (UMass, 1993)  
**Assistant Coach:** John Robic (Denison, 1986)  
**Special Asst. to the Head Coach:** Joel Justus (UNC Wilmington, 2004)  
**Associate AD/Basketball Operations:** Chris Woolard (UCLA, 1997)  
**Asst. Strength Coach:** Robert Harris (Kentucky State, 2009)  
**Athletic Trainer:** Chris Simmons (Memphis, 2002)

## PRONUNCIATION GUIDE

EJ FLOREAL (FLO-RE-AL)  
 DOMINIQUE Hawkins (DOM-A-NEEK)  
 SKAL LABISSIERE (S-CAL) (LAH-BISS-E-AIR)  
 MYCHAL Mulder (like michael)  
 Alex POYTHRESS (POY-THRESS)  
 Tyler ULIS (YOU-LIS)  
 Tai Wynyard (TIE) (WIN-YARD)  
 John CALIPARI (CAL-A-PEAR-EE)

## 2015-16 TV CHART



**00**  
**Marcus Lee**  
 Jr. / F / 6-9 / 224  
 Antioch, Calif.



**1**  
**Skal Labissiere**  
 Fr. / F / 6-11 / 225  
 Port-au-Prince, Haiti




**3**  
**Tyler Ulis**  
 So. / G / 5-9 / 160  
 Chicago



**4**  
**Charles Matthews**  
 Fr. / G / 6-6 / 189  
 Chicago



**10**  
**Jonny David**  
 Fr. / G / 6-2 / 175  
 Pittsburgh




**11**  
**Mychal Mulder**  
 Jr. / G / 6-4 / 185  
 Windsor, Ontario



**13**  
**Isaiah Briscoe**  
 Fr. / G / 6-3 / 202  
 Newark, N.J.



**14**  
**Tai Wynyard**  
 Fr. / F / 6-10 / 255  
 Auckland, New Zealand




**15**  
**Isaac Humphries**  
 Fr. / F / 7-0 / 260  
 Sydney, Australia



**22**  
**Alex Poythress**  
 Sr. / F / 6-8 / 230  
 Clarksville, Tenn.



**23**  
**Jamal Murray**  
 Fr. / G / 6-4 / 207  
 Kitchener, Ontario




**24**  
**EJ Floreal**  
 Jr. / G / 6-4 / 203  
 Palo Alto, Calif.



**25**  
**Dominique Hawkins**  
 Jr. / G / 6-0 / 190  
 Richmond, Ky.



**32**  
**Dillon Pulliam**  
 So. / G / 6-3 / 180  
 Cynthiana, Ky.



**35**  
**Derek Willis**  
 Jr. / F / 6-9 / 220  
 Mt. Washington, Ky.



**John Calipari**  
 Head Coach  
 Seventh Season



**Kenny Payne**  
 Associate Head  
 Coach  
 Sixth Season



**Tony Barbee**  
 Assistant Coach  
 First Season



**John Robic**  
 Assistant Coach  
 Seventh Season

# WEEKLY MEDIA SCHEDULE - JAN. 11, 2015- JAN. 24, 2016\*\*\*

<b>Monday - 11</b> SEC teleconference Media availability Calipari Radio Show	<b>Tuesday - 12</b> vs. Mississippi State 7 p.m. ET ESPN	<b>Wednesday - 13</b> Spring semester begins	<b>Thursday - 14</b> Media availability at the Craft Center	<b>Friday - 15</b> Travel to Auburn	<b>Saturday - 16</b> at Auburn 4 p.m. ET ESPN	<b>Sunday - 17</b>
<b>Monday - 18</b> SEC teleconference Calipari Radio Show	<b>Tuesday - 19</b> Media availability at the Craft Center	<b>Wednesday - 20</b> Travel to Fayetteville	<b>Thursday - 21</b> at Arkansas 7 p.m. ET ESPN	<b>Friday - 22</b> Media availability at the Craft Center	<b>Saturday - 23</b> vs. Vanderbilt 4 p.m. ESPN	<b>Sunday - 24</b>

\*\*\*schedule is tentative and subject to change

## MEDIA INFO

### Quick Facts

Location: Lexington, Ky.  
 Founded: 1865  
 Enrollment: 30,000  
 Nickname: Wildcats  
 Colors: Blue (PMS 286) and White  
 Conference: Southeastern  
 Arena: Rupp Arena  
 Capacity: 23,000  
 President: Dr. Eli Capilouto  
 Athletics Director: Mitch Barnhart  
 Faculty Representative: Joseph L. Fink III

### Media Relations

MBB Contact: Eric Lindsey  
 Email: eric.lindsey@uky.edu  
 Phone: 859.619.0944  
 \*Calipari interviews, MBB contact

Secondary Contact: Deb Moore  
 Email: deb.moore@uky.edu  
 Phone: 859.559.5781  
 \*Player interviews, game-day contact, credentials

Asst. Contact: Jake Most  
 Email: jake.most@uky.edu  
 Phone: 516.996.3229

Assistant AD for Media Relations:  
 Tony Neely

Office Coordinator: Stephanie Guy  
 Email: stephanie.guy@uky.edu  
 Phone: 859.257.3838  
 Media will call, credentials

The UK Media Relations office is located in the Joe Craft Center. Office hours are 8 a.m. - 5 p.m. (M-F).

338 Lexington Ave.  
 Lexington, KY 40506

## IMPORTANT INFORMATION

### CREENTIAL REQUESTS

Requests for single-game credentials should be made as far in advance as possible and no later than five days prior to game day online at [sportssystem.com/Kentucky](http://sportssystem.com/Kentucky).

### CREENTIAL CRITERIA

The University of Kentucky's decision to issue credentials to a media outlet for the purposes of covering a UK basketball home or away event is determined by a variety of factors. They include the following:

- Amount of coverage given to Kentucky throughout the season
- Intention/ability to cover all 22 sports at Kentucky
- Distribution/size of publication: free, subscription, sale on newsstands, website traffic, etc.
- Radio or TV station program format and size of audience
- Length of existence of the publication, amount of original copy generated, number of full-time employees of the publication and the journalistic experience of the reporter(s)
- Attendance at Kentucky media sessions, including Olympic sport opportunities
- Space availability
- Professionalism, which includes but is not limited to conduct at games, press conferences, practices, on social media, etc.

The University of Kentucky has the right to revoke credentials under its own discretion.

### INTERVIEW POLICIES-GENERAL

All interviews with University of Kentucky basketball players or staff members must be arranged through the Media Relations office. Media should never contact a player or coach directly.

The Wildcat Coal Lodge, dormitories, team locker rooms and other team quarters are private team areas. Media members are not permitted in these areas unless accompanied by appropriate university personnel.

### PRACTICE/PRESS CONFERENCES

Other than announced exceptions, UK basketball practices are closed to the media. UK will accept requests to attend practice. All requests must be made by 10 a.m. on the day of the practice. In cases in which practices are open to the media, no cell phones are allowed in the practice facility.

Player interviews are conducted prior to practices the day before a game and will be available to all UK media in the Joe Craft Center lower-level lobby. UK will accept requests for player interviews, but they must be submitted 24 hours prior to the scheduled availability.

Coach John Calipari or an assistant coach will meet with members of the media immediately following player interviews in the lower level lobby of the Joe Craft Center.

Gameday shoot-arounds are closed to the media.

### TELEPHONE PLAYER INTERVIEWS

Telephone interviews are available to the media on a call-back basis. Individual player and coach telephone numbers will not be given to members of the media.

Players are instructed not to conduct interviews when contacted directly by telephone. The UK Media Relations Office will arrange for telephone interviews at a time most convenient for the student-athlete.

Other special requests are handled on a case-by-case basis.

### POSTGAME INTERVIEWS

Following each game, there is a 20-minute cooling-off period, during which time the players shower and dress. Approximately 10 minutes after the game ends, Coach Calipari conducts his postgame press conference while a player is taken to the UK Sports Network.

Following Coach Calipari's press conference and the cooling-off period, selected UK players are brought to the media interview room.

## SOCIAL MEDIA CENTER

### Official Team News and Connections

Twitter: @KentuckyMBB  
 Facebook: /KentuckyMBB  
 Instagram: @KentuckyMBB  
 Periscope: @KentuckyMBB

Official UK Athletics: @UKAthletics  
 CoachCal.com: @CoachCalDotCom

John Calipari: @UKCoachCalipari

### Player

Isaiah Briscoe  
 Jonny David  
 EJ Floreal  
 Dominique Hawkins  
 Isaac Humphries  
 Skai Labissiere  
 Marcus Lee  
 Charles Matthews  
 Mychal Mulder  
 Jamal Murray  
 Alex Poythress  
 Dillon Pulliam  
 Tyler Ullis  
 Derek Willis  
 Tai Wynyard

### Twitter

@ZayBriscoe  
 @jddavid010  
 @Eddie\_Bounce24  
 @Dhawk\_25  
 @IsaacHumphries7  
 @OneBigHaitian  
 @JustMarcusLee  
 @\_JustCharles\_  
 @MychalMulder\_  
 @BeMore27  
 @AlextheGreat22  
 @DPull32  
 @tulis3  
 @derek\_willis33  
 @WynyardTai

### Instagram

@zaaay\_  
 @jddavid010  
 @eddie\_bounce24  
 @dhawk\_25  
 @isaachumphries7  
 @skallywally  
 @justmarcuslee  
 @just.charles  
 @mikemulder11  
 @jmgltixh27  
 @alexthegreat22  
 @dpull32  
 @tulis3  
 @dxw\_33  
 @taiwynyard

## THE POLLS

### AP Top 25 Jan. 11

Rk.	Team (First-Place Votes)
1.	Kansas (63)
2.	Oklahoma (1)
3.	Maryland
4.	Michigan State
5.	North Carolina
6.	Villanova
7.	Xavier
8.	Miami (Fla.)
9.	Duke
10.	SMU
11.	West Virginia
12.	Providence
13.	Virginia
14.	<b>Kentucky</b>
15.	Texas A&M
16.	Iowa
17.	Iowa State
18.	Arizona
19.	South Carolina
20.	Pittsburgh
21.	Louisville
22.	Baylor
23.	Butler
24.	Purdue
25.	Gonzaga

#### Others Receiving Votes:

Southern California, Indiana, UCLA, Utah, Texas Tech, St. Mary's, Wichita State, Valparaiso, Oregon, Hawaii, Oregon State, Dayton, Akron, St. Bonaventure

### USA Today Coaches Jan. 11

Rk.	Team (First-Place Votes)
1.	Kansas (32)
2.	Oklahoma
3.	Maryland
4.	Michigan State
5.	North Carolina
6.	Duke
7.	Villanova
8.	Xavier
9.	Miami (Fla.)
10.	West Virginia
11.	Virginia
12.	Providence
13.	<b>Kentucky</b>
14.	Texas A&M
15.	South Carolina
16.	Arizona
17.	Pittsburgh
18.	Iowa State
19.	Iowa
20.	Louisville
21.	Gonzaga
22.	Baylor
23.	Butler
24.	Purdue
25.	Indiana

#### Others Receiving Votes:

Connecticut, Oregon, Southern California, UCLA, George Washington, California, Dayton, Houston, Valparaiso, Washington, Texas Tech, Cincinnati, Arkansas-Little Rock, Boise State, Hawaii, St. Mary's, Utah

## UK'S WEEKLY RANKINGS

DATE	AP	Coaches	RPI
Preseason	2	1	-
Nov. 16	2	2	-
Nov. 23	1	1	-
Nov. 30	1	1	19
Dec. 7	5	4	26
Dec. 14	4	4	12
Dec. 21	12	11	29
Dec. 28	10	11	12
Jan. 4	9	8	7
Jan. 11	14	13	9

## THE SOUTHEASTERN CONFERENCE

### SEC Standings (Through Jan. 13)

Team	SEC (Pct.)	GB	Overall (Pct.)
Texas A&M	4-0 (.1000)	0.0	14-2 (.875)
Arkansas	3-1 (.750)	1.0	9-7 (.563)
Kentucky	3-1 (.750)	1.0	13-3 (.813)
LSU	3-1 (.750)	1.0	10-6 (.625)
S. Carolina	2-1 (.667)	1.5	15-1 (.938)
Florida	2-2 (.500)	2.0	10-6 (.625)
Georgia	2-2 (.500)	2.0	9-5 (.643)
Ole Miss	2-2 (.500)	2.0	12-4 (.750)
Alabama	1-2 (.333)	2.5	10-5 (.667)
Missouri	1-2 (.333)	2.5	8-8 (.500)
Auburn	1-3 (.250)	3.0	7-8 (.467)
Tennessee	1-3 (.250)	3.0	8-8 (.500)
Vanderbilt	1-3 (.250)	3.0	9-7 (.563)
Mississippi St.	0-3 (.000)	3.5	7-8 (.467)

### This Week in the SEC

**Saturday, Jan. 16**

Missouri at S. Carolina	SEC	1 p.m.
Texas A&M at Georgia	ESPN	2 p.m.
Tennessee at Mississippi St.	SEC	3:30 p.m.
<b>Kentucky at Auburn</b>	<b>ESPN/ESPN2</b>	<b>4 p.m.</b>

Alabama at Vanderbilt	SEC	6 p.m.
Florida at Ole Miss	ESPN2	8 p.m.
Arkansas at LSU	SEC	8:30 p.m.

**Tuesday, Jan. 19**

Mississippi St. at Florida	ESPN	7 p.m.
South Carolina at Ole Miss	SEC	7 p.m.
LSU at Texas A&M	ESPN	9 p.m.
Alabama at Auburn	SEC	9 p.m.

**Wednesday, Jan. 20**

Georgia at Missouri	SEC	7 p.m.
Vanderbilt at Tennessee	SEC	9 p.m.

**Thursday, Jan. 21**

<b>Kentucky at Arkansas</b>	<b>ESPN</b>	<b>7 p.m.</b>
-----------------------------	-------------	---------------

**Saturday, Jan. 23**

S. Carolina at Tennessee	SEC	Noon
LSU at Alabama	ESPN	2 p.m.
Ole Miss at Miss. State	SEC	2 p.m.
Missouri at Texas A&M	SEC	4 p.m.
<b>Vanderbilt at Kentucky</b>	<b>ESPN</b>	<b>4 p.m.</b>
Arkansas at Georgia	SEC	6 p.m.
Auburn at Florida	SEC	8 p.m.

**Tuesday, Jan. 26**

Miss. St. at S. Carolina	SEC	7 p.m.
Florida at Vanderbilt	ESPN/U	9 p.m.
Georgia at LSU	ESPN/U	9 p.m.
Tennessee at Alabama	SEC	9 p.m.

**Wednesday, Jan. 27**

Texas A&M at Arkansas	ESPN2/U	TBA
Auburn at Ole Miss	SEC	7 p.m.
<b>Missouri at Kentucky</b>	<b>SEC</b>	<b>9 p.m.</b>

### Kentucky in the SEC and NCAA Stats (Through Jan. 12)

#### TEAM

CATEGORY	SEC [NCAA] (STAT)
Scoring.....	7th [94th] (77.8)
Scoring Defense.....	7th [817th] (67.3)
Scoring Margin.....	4th [51st] (+10.5)
Free Throw %.....	11th [282nd] (.655)
Field Goal %.....	1st [39th] (.476)
Field Goal % Def.....	7th [100th] (.411)
3-Pt. Field Goal %.....	9th [267th] (.319)
3-Pt. FG % Def.....	4th [52nd] (.312)
Rebounding Offense.....	6th [73rd] (39.1)
Rebounding Defense.....	1st [31.9]
Rebounding Margin.....	2nd [28th] (+7.3)
Blocked Shots Per Game.....	5th [29th] (5.4)
Assists Per Game.....	9th [168th] (13.6)
Steals Per Game.....	7th [147th] (6.4)
Turnover Margin.....	8th [147th] (+0.7)
Assist/TO Ratio.....	8th [174th] (1.0)
Offensive Rebs Per Game.....	2nd [19th] (14.0)
Defensive Rebs Per Game.....	11th [212th] (25.1)
Defensive Rebound Pct.....	8th (.688)
Offensive Rebound Pct.....	1st (.406)
3-Point FG Made Per Game.....	13th [288th] (5.6)

#### INDIVIDUAL

PLAYER	SEC [NCAA] (STAT)
--------	-------------------

**3-Point Field Goals Per Game**

Jamal Murray.....	T3rd [80th] (2.6)
-------------------	-------------------

**3-Point Field-Goals Percentage**

Jamal Murray.....	10th [88th] (38.5)
-------------------	--------------------

**Assists Per Game**

Tyler Ulis.....	2nd [21st] (6.0)
-----------------	------------------

**Assist-to-Turnover Ratio**

Tyler Ulis.....	4th [46th] (2.9)
-----------------	------------------

**Blocked Shots Per Game**

Marcus Lee.....	T3rd [65th] (1.8)
Skal Labissiere.....	T8th [101st] (1.6)

**Defensive Rebounds Per Game**

Alex Poythress.....	9th [218th] (4.8)
---------------------	-------------------

**Double-Doubles**

Alex Poythress.....	7th [154th] (3)
---------------------	-----------------

**Free-Throw Percentage**

Tyler Ulis.....	3rd [43rd] (.861)
-----------------	-------------------

**Minutes Per Game**

Tyler Ulis.....	1st [31st] (36.0)
Jamal Murray.....	6th [119th] (33.4)
Isaiah Briscoe.....	T8th (31.5)

**Offensive Rebounds Per Game**

Marcus Lee.....	6th [51st] (3.2)
Alex Poythress.....	12th [218th] (2.3)

**Rebounds Per Game**

Marcus Lee.....	10th [169th] (7.3)
Alex Poythress.....	11th [186th] (7.1)
Isaiah Briscoe.....	20th (5.4)

**Scoring**

Jamal Murray.....	5th [93rd] (17.6)
Tyler Ulis.....	17th (14.2)

**Steals Per Game**

Tyler Ulis.....	8th [175th] (1.5)
Isaiah Briscoe.....	t9th [187th] (1.5)

## HONORING THE CATS

### Isaiah Briscoe

- SEC Freshman of the Week (12/7/15)
- Wayman Tisdale Preseason Watch List

### Skal Labissiere

- SEC Co-Freshman of the Week (11/16/15)
- Preseason All-SEC First Team (Media)
- Preseason All-SEC First Team (Coaches)
- CBSSports.com Preseason All-America First Team
- Sporting News Preseason All-America Second Team
- Wooden Award Preseason Watch List
- Wayman Tisdale Preseason Watch List
- Oscar Robertson Preseason Watch List
- Naismith Trophy Preseason Watch List
- Kareem Abdul-Jabbar Award Preseason Watch List

### Marcus Lee

- Allstate Good Works Nominee
- SEC Representative at 2016 NCAA Leadership Forum

### Jamal Murray

- Wooden Award Midseason Watch List
- SEC Freshman of the Week (12/14/15)
- Miami Hoophall Invite Most Valuable Player
- Sporting News Preseason All-America Third Team
- CBSSports.com Preseason All-America Second Team
- Preseason All-SEC Second Team (Coaches)
- Wooden Award Preseason Watch List
- Wayman Tisdale Preseason Watch List
- Oscar Robertson Preseason Watch List
- Naismith Trophy Preseason Watch List

### Alex Poythress

- Preseason All-SEC Second Team (Media)
- Preseason All-SEC Second Team (Coaches)
- Julius Erving Award Preseason Watch List

### Tyler Ulis

- Wooden Award Midseason Watch List
- SEC Player of the Week (12/28/15)
- College Basketball Talk (NBC Sports) National Player of the Week (12/28/15)
- SEC Co-Player of the Week (11/23/15)
- Preseason All-SEC First Team (Media)
- Preseason All-SEC First Team (Coaches)
- Wooden Award Preseason Watch List
- Oscar Robertson Preseason Watch List
- Naismith Trophy Preseason Watch List
- Lute Olson Award Preseason Watch List
- Bob Cousy Award Preseason Watch List

## 2015-16 SEASON NOTES

### Guard Play Shines in Win Over Mississippi State

Kentucky's starting guard rotation of Isaiah Briscoe, Jamal Murray and Tyler Ulis combined for 57 points, 13 assists, eight rebounds and four steals in leading UK to an 80-74 victory over visiting Mississippi State on Tuesday. The win was the 30th consecutive win for the Wildcats (13-3, 3-1) in Rupp Arena and it also marked the ninth straight win over the Bulldogs in the series.

Mississippi State (7-8, 0-3) rallied from a 20-point deficit in the second half and trailed 74-71 with 1:14 remaining, but the Wildcats made six free throws over the final 47 seconds to seal the win.

Murray made two of his first three shots -- both 3-pointers -- and scored 11 of Kentucky's first 17 points. Murray connected on three 3-pointers and scored 11 points in the first half en route to 22 for the game. He has now scored 20 or more points in three consecutive outings. Ulis was the other Wildcat to reach 20 points with 21. He's scored 20 or more in four of his last five games.

Other notables:

- Mississippi State led 5-0 early. With the game tied at 10, Kentucky went ahead for good with a 13-0 run, and the Wildcats never trailed again
- Kentucky shot 50.9 percent from the field, the eighth time this season the Wildcats have made at least half their shots in a game
- Mississippi State shot 52.9 percent from the field. UK had held the previous 55 home opponents to less than 50 percent from the field
- UK has had a player score at least 20 points in all four Southeastern Conference games this season. The last time UK had a player score at least 20 in four straight SEC games was 2009
- Ulis had five assists. He has had at least four assists in nine straight games, the first Wildcat since Marquis Teague in 2012 to turn the trick
- Briscoe poured in 14 points on 7-of-9 (.778) shooting. He has made 13-of-19 shots (.684) in his last two games
- Marcus Lee had two points and a game-high nine rebounds
- Alex Poythress had six points, eight rebounds and hit four clutch free throws over the final minute of play
- In just 11 minutes of action, junior Derek Willis had eight points, an assist, a steal and a block

### Statistically Speaking

In most all of sports it's easy to pinpoint areas of improvement in losses versus a team's wins. The 2015-16 edition of the Kentucky Wildcats is no different. Here's a look at some of the key stats in wins compared with those same stats in losses.

#### Rebounding

- Kentucky owns the glass in its 13 victories with a rebounding advantage of plus-10.3
- In the three losses UK is being outrebounded by a plus-5.7 margin, a difference of nearly 16 rebounds a game
- In victories, Kentucky's two leading rebounders, Marcus Lee and Alex Poythress, are combining for 15.5 rebounds per game. The duo is hauling in an average of 9.7 during a loss

#### Scoring

- In Kentucky's 13 victories, scoring is balanced. Four different players are averaging double figures with Jamal Murray leading the way at 16.2 points per game
- In the three losses, only two players (Jamal Murray at 23.7 and Tyler Ulis at 14.3) are reaching double digits
- The Wildcats are sharing the ball at a better rate leading to better scoring opportunities in victories with 14.2 assists per game, compared with just 11.3 in losses

#### Minutes

- Tyler Ulis leads the Southeastern Conference with 36.0 minutes played per game. In victories, he's logging 35.2 minutes per game and eight total players are playing 12.1 minutes or more
- Ulis averages 39.0 minutes a game in UK's three losses

#### 3-Point Shooting

- The Wildcats do not rely on the 3-point shot in their 13 wins. UK is making an average of 5.1 3-pointers a game and shooting at a 30.3 rate from long range in the victories
- In losses, UK is hitting 13.0 3-pointers a game at 37.5 percent
- UK is shooting 49.5 percent from the field and averaging 39.8 points in the paint in victories
- In losses, the Wildcats are averaging 39.6 percent from the floor and 26.0 points in the paint

#### Is the "Energy Guy" the key?

- Marcus Lee is enjoying a breakout season with career highs in points (8.0) and rebounds (7.3), while shooting a team-best 65.5 percent from the floor. Lee is averaging 22.4 minutes a game overall on the season and is the team's catalyst defensively in the paint with a team-high 29 blocks on the season
- In two of UK's three losses, Lee was either in foul trouble (LSU) or missed the majority of the game due to injury (UCLA). He combined for just nine total minutes in those two outings

## 2015-16 LEAD-DEFICIT COMPARISON

Opponent	Biggest Lead	Biggest Deficit	Biggest Run	Changes	Ties	Led	Trailed	Result
OTTAWA	59 (2nd)	N/A	16-0	0	0	39:47	0:00	UK won 117-58
KENTUCKY STATE	53 (2nd)	N/A	22-0	0	0	39:12	0:00	UK won 111-58
ALBANY	21 (2nd)	N/A	12-2	0	0	38:35	0:00	UK won 78-65
NJIT	34 (2nd)	6 (1st)	15-2	1	2	30:05	6:59	UK won 87-57
vs. Duke	16 (2nd)	2 (1st)	8-0	2	6	33:20	0:05	UK won 74-63
WRIGHT STATE	20 (2nd)	N/A	10-3	0	0	39:08	0:00	UK won 78-63
BOSTON	24 (2nd)	1 (1st)	18-2	2	0	39:17	0:26	UK won 82-62
vs. South Florida	31 (2nd)	2 (1st)	17-0	1	2	37:09	0:39	UK won 84-63
ILLINOIS STATE	16 (2nd)	6 (1st)	10-0	3	6	25:27	9:41	UK won 75-63
at UCLA	2 (1st)	15 (2nd)	5-0	1	1	0:30	38:10	UCLA won 87-77
EKU	21 (2nd)	N/A	12-0	0	0	39:42	0:00	UK won 88-67
ARIZONA STATE	23 (2nd)	1 (1st)	10-0	2	3	37:55	0:44	UK won 88-67
vs. Ohio State	3 (1st)	16 (2nd)	7-0	3	1	2:37	35:31	OSU won 74-67
LOUISVILLE	16 (2nd)	5 (1st)	22-2	3	5	30:22	6:53	UK won 75-73
OLE MISS	29 (2nd)	2 (1st)	21-3	2	2	36:59	0:22	UK won 83-61
at LSU	2 (1st)	18 (2nd)	6-0	1	1	0:21	37:15	LSU won 85-67
at Alabama	19 (2nd)	N/A	12-2	0	0	39:43	0:00	UK won 77-61
MISSISSIPPI ST.	20 (2nd)	5 (1st)	13-0	1	2	36:59	1:55	UK won 80-74
at Auburn								
at Arkansas								
VANDERBILT								
MISSOURI								
at Kansas								
at Tennessee								
FLORIDA								
GEORGIA								
at S. Carolina								
TENNESSEE								
at Texas A&M								
ALABAMA								
at Vanderbilt								
at Florida								
LSU								

## NOTES CONTINUED

- When the Wildcats are victorious, Lee is averaging 8.8 points, 7.9 rebounds, 2.1 blocks and is shooting 67.5 percent from the floor in 24.5 minutes a game. In his 39 total minutes (13.0 per game) in UK's three losses, Lee is averaging 3.7 points, 4.3 rebounds, 0.67 blocks and is shooting 50.0 from the floor

### Poythress Leads Cats Past Alabama

Senior Alex Poythress poured in a career-high 25 points and freshman Jamal Murray added 21 points as the Wildcats rolled to a 77-61 victory at Alabama on Saturday in Tuscaloosa, Ala. Poythress and Murray combined to score UK's first 27 points and were the offensive spark for UK, which improved to 30-6 under John Calipari following a loss. UK has not lost back-to-back games since March 1, 2014.

The Wildcats held a 16-point lead with just over a minute remaining in the first half, but Alabama (9-5, 0-2) went on an 18-6 run for the next six minutes, spanning halftime, to come within four points. Kentucky responded with a quick six-point spurt to recapture a double-digit lead it would not relinquish.

Other notables:

- UK shot 54.9 percent (28 of 51) from the field, it's second-best output of the season
- Kentucky has held Alabama to less than 70 points in their last five meetings at Coleman Coliseum, its longest such streak since the arena opened in 1968
- UK had its largest rebounding margin in a Southeastern Conference road win (plus-18) since Feb. 6, 2010 at LSU (plus-20)
- Poythress joined Eric Bledsoe, DeMarcus Cousins, Brandon Knight, Terrence Jones, Kyle Wiltjer and Julius Randle as the only players since 2009-10 with at least 25 points in an SEC road game
- Junior Marcus Lee chipped in with eight points and a game-high 11 rebounds
- Sophomore Tyler Ulis logged eight points, eight assists and five rebounds, becoming the first UK player with at least four assists in eight straight games since Marquis Teague in 2011-12
- Ulis became the first UK player with at least six assists in each of the first three SEC games of a season since Travis Ford in 1993-94
- Freshman Isaiah Briscoe reached double figures with 10 points and added four assists
- Junior Mychal Mulder again contributed with three points and four rebounds

### Calipari Reaches 200 UK Wins in Record Time

With a thrilling 75-73 victory over rival Louisville, John Calipari captured his 200th career win at Kentucky faster than any coach in UK history -- and nearly faster than anyone has ever done it at any other school.

Calipari reached the 200-win plateau in his 240th career game at Kentucky. Rick Pitino, previously the fastest to 200 wins at UK prior to Calipari, didn't capture his 200th Wildcat win until his 249th game. The legendary Adolph Rupp reached 200 during his 250th game.

Not only did Calipari reach the 200-win mark in record pace at Kentucky, he also nearly set the all-time Division I mark. With the win over U of L, he became the second-fastest Division I men's basketball coach to reach 200 victories at a single school, behind only LIU-Brooklyn's Clair Bee, who achieved the feat in 231 games.

Calipari is one of just 11 head coaches in Division I men's basketball history with at least 200 victories at two different schools and just the fifth coach at Kentucky to reach the 200-win plateau.

He's currently the only coach in NCAA history with at least 189 victories at three different schools.

## CATS ON THE CAREER CHARTS

Career Points		Career Assists	
1. Dan Issel	2,138	1. Dirk Minniefield	646
84. Jules Camara	809	35. Patrick Sparks	225
85. Jeff Brassow	807	36. Gerald Fitch	232
<b>86. Alex Poythress</b>	<b>806</b>	<b>37. Tyler Ulis</b>	<b>225</b>
Career Rebounds		Career Blocked Shots	
1. Dan Issel	1,078	1. Jamaal Magloire	268
45. Gerald Fitch	528	24. Mark Pope	82
<b>47. Alex Poythress</b>	<b>524</b>	<b>25. Marcus Lee</b>	<b>70</b>
		T25. Scott Padgett	68
		T27. DeMarcus Cousins	67
		<b>T27. Alex Poythress</b>	<b>67</b>
Career Steals			
1. Wayne Turner	238		
47. Jules Camara	75		
- <b>Tyler Ulis</b>	<b>60</b>		

## 2015-16 SEASON NOTES

### S-E-C! S-E-C! S-E-C!

Kentucky opened Southeastern Conference play vs. Ole Miss with the unquestionable reputation as the league's gold standard.

Since the SEC's inception in 1932-33, the Wildcats have been the most dominant team in the league, recording a 946-264 mark (.782) in conference play. Only two other teams have won more than 700 regular-season SEC games (Alabama, Tennessee) and no other team has a better winning percentage.

- UK has averaged 11.5 wins and only 3.2 losses per season in 82 seasons in the SEC
- The Wildcats have won 46 SEC titles and 28 SEC Tournament championships
- Kentucky has won 13 of the last 23 SEC Tournament titles

### Next Man Up

When starting freshman guard Isaiah Briscoe turned his ankle in warmups prior to the Louisville game, all it meant was an opportunity for another player. That man vs. the Cardinals was junior guard Dominique Hawkins.

The Kentucky native cemented his legacy in the rivalry's storied history with the best game of his career. Hawkins posted career highs in points (13), 3-pointers made (three) and minutes (26) to lead the Wildcats over the Cardinals.

But Hawkins is far from the only Wildcat who has embraced the "next man up" mentality and stepped up for the Wildcats this season.

In 10 of UK's 16 games, a scholarship player has either not played or left the game with an injury or illness (Hawkins was the latest to go down, suffering a left ankle injury during the Ole Miss game and missing the next three games). It hasn't slowed the Wildcats down too much -- as evidenced by Kentucky's 13-3 record -- but it also speaks to UK's depth and, perhaps, strengthens the notion that we are yet to see the best from this team.

### Best in the Bluegrass

Kentucky has been dominant against teams in the state under John Calipari. UK is 14-1 against in-state foes with Calipari at the helm, including 8-1 vs. Louisville.

Two of the victories over the Cardinals came in postseason play. UK has won four straight in the series and all four meetings in Rupp Arena.

Here's a list of the meetings between the state's two premier programs since Coach Cal took over at Kentucky:

- Jan. 2, 2010 - UK won 71-62 at Rupp Arena
- Dec. 31, 2010 - UK won 78-63 at KFC YUM! Center
- Dec. 31, 2011 - UK won 69-62 at Rupp Arena
- March 31, 2012 - UK won 69-61 at the Superdome (NCAA Final Four in New Orleans)
- Dec. 29, 2012 - Louisville won 80-77 at KFC YUM! Center
- Dec. 28, 2013 - UK won 73-66 at Rupp Arena
- March 28, 2014 - UK won 74-69 at Lucas Oil Stadium (NCAA Sweet 16 in Indianapolis)
- Dec. 27, 2014 - UK won 58-50 at KFC YUM! Center
- Dec. 26, 2015 - UK won 75-73 at Rupp Arena

### Bounce Back

The Wildcats don't lose very often during the John Calipari era, but when they do, they almost always bounce back.

UK is 30-6 under Calipari following a loss, including the victory over Alabama. Kentucky hasn't dropped back-to-back games since losing a pair to Arkansas and South Carolina on Feb. 27, 2014 and March 1, 2014, respectively.

### Wynyard Joins Wildcats

With the 2015 fall semester now complete, 2016 fall signee Tai Wynyard has enrolled at the University of Kentucky a semester early and joined the Wildcats. He was eligible for UK's game against Ohio State.

Wynard, a 6-foot-10, 255-pound forward, graduated from his hometown school in Auckland, New Zealand. He was the youngest player to make the New Zealand National Team when he made the club at 16 years old.

The burly forward was named the most valuable player of the FIBA 3-on-3 World Championships after leading New Zealand to the gold medal. He was also a part of the World Select Team that edged the USA Junior National Select Team at the 2015 Nike Hoop Summit.

It has not been decided if Wynard will use the spring semester as a red-shirt opportunity or if he will suit up for the Wildcats this season.

### Home-Court Advantage

Kentucky is currently on a 30-game win streak when playing in the friendly confines of Rupp Arena, the third-longest winning streak in the venue's history.

UK's last home loss came on Feb. 27, 2014 in an overtime loss to Arkansas. With an all-time record of 539-64 (.894) in Rupp Arena, Kentucky's current run includes the following streaks:

- Under John Calipari, UK is 112-4 (.966) in Rupp Arena, including 62-1 (.984) against nonconference opponents
- Calipari is just seven wins shy of tying Tubby Smith for the second most for any UK head coach in the arena
- Prior to the close victory over Louisville, UK had won 13 straight home games by at least 11 points, the longest such streak since a 27-game stretch from 1995-97
- Mississippi State shot 52.9 percent from the field. Prior to that, UK had held the last 54 home opponents and the last 81 nonconference home opponents to less than 50 percent from the field
- Kentucky has won its last 75 games in Rupp Arena when ranked in the top five of the Associated Press Top 25, dating back to the 2003-04 season

### Ulis the Floor General

John Calipari has called sophomore point guard Tyler Ulis possibly the best floor general he's ever coached. Even amid lofty company (i.e. past Calipari point guards like Derrick Rose, Tyreke Evans, John Wall and Brandon Knight), the numbers back it up.

The Chicago native has recorded 213 points and dished out 90 assists in his

## OPPONENT CAPSULE



### Auburn Tigers (7-8, 1-3 SEC)

Head Coach: Bruce Pearl (second season)

Conference: SEC

Series vs. UK: UK leads 91-17

### Key Players:

Kareem Canty, Jr., G  
Cinmeon Bowers, Sr., F  
Tyler Harris, GS, F

### Notes:

Leading scorer (18.5) and most 3s (54)  
Leading rebounder (8.8) and 11.2 ppg  
Averages 14.9 points and 8.4 rebounds

## How the Teams Match Up

	FG%	OPP FG%	3FG%	FT%	PPG	RPG	BPG	APG	SPG
	.476	.411	.319	.655	77.8	39.1	5.4	13.6	6.4
	.435	.445	.370	.627	76.1	36.1	4.1	12.9	6.1

## 2015-16 SEASON NOTES

first 15 games of the season. He sat out the game vs. Illinois State with a right elbow injury.

Among the milestones Ulis has already achieved include:

- He's the first player in school history to post at least 20 points, at least 10 assists and at least six steals in a single game (vs. Ole Miss)
- He's the only Wildcat since 1972-73 with consecutive games of at least 20 points and at least eight assists (vs. Louisville and Ole Miss)
- Against Ole Miss, he became the first Kentucky player with a 20-point, 10-assist game since John Wall turned the trick vs. Rider on Nov. 21, 2009
- His 10-assist game vs. Ole Miss was the first since Julius Mays achieved the feat on Nov. 16, 2012
- He became the first UK player with at least five assists in four consecutive games since Brandon Knight in 2010-11 when he turned the trick in November
- With a career-high 23 points at LSU, he became the first UK guard to score at least 20 points in three consecutive games since Jodie Meeks on Feb. 10, 14 and 17, 2009
- He is the first UK player to have at least 20 points and at least six assists (vs. Ole Miss and at LSU) in consecutive SEC games since Ed Davender on Feb. 24 and March 2, 1988
- He was the first Wildcat with at least 15 points and at least five assists in three consecutive games (Duke, Wright State and Boston U.) since Wall in 2009-10
- His nine assists vs. UCLA was the most by a Wildcat in a nonconference road game since Saul Smith dished out 10 vs. Michigan State on Dec. 16, 2000
- His 10 assists vs. Ole Miss was the most by a UK player in an SEC opener since Cliff Hawkins recorded 10 vs. Mississippi State on Jan. 5, 2002
- Ulis is the first UK player with at least five assists in each of the first four SEC games of a season since Kyle Macy in 1977-1978

### Kentucky Elite under Cal

Since John Calipari took over the program in 2009-10, no one in the country has had more wins than Kentucky and only Duke and Kansas have a better winning percentage. UK is 203-41 during that time span.

1. Duke: 198-38 (.839)
2. Kentucky: 203-41 (.832)
3. Kansas: 197-40 (.831)
4. Gonzaga: 188-40 (.825)
5. Wichita State: 184-43 (.811)

*\*numbers through Jan. 12*

### Murray Can Score with the Best of Them

Through 16 games of the season, it's already clear freshman guard Jamal Murray is one of the best pure scorers UK has had during the John Calipari era.

Murray currently leads the Wildcats in scoring at 17.6 points per game. If the season ended today, he would have the highest scoring average under Calipari. Brandon Knight, in 2010-11, finished at 17.3 points per game.

And that only tells half the story:

- His 33 points vs. Ohio State were the second most in a single game in the Cal era
- His 27 second-half points vs. Ohio State were the most of any Wildcat under Cal
- He has made a 3-pointer in all 16 games this season, the only player in program history to hit at least one trey in his first 16 collegiate games
- His seven 3-pointers vs. Ohio State were the second most of the Calipari era
- He has scored in double figures in all but one game this season and 15 or more in 12 of the 16 contests
- His 77.8 percentage from behind the arc vs. Ohio State tied for the second-best 3-point percentage in a single game in school history (with a minimum of nine attempts)
- He is the first Wildcat to score in double figures in 10-plus straight games since Julius Randle turned the trick in 2013
- He is the first UK player to score at least 18 points in each of the first four SEC games of a season since Jodie Meeks in 2008-09
- He is the first freshman in school history to score at least 18 points in each of his first 4 career SEC games

### Lee Tabbed Good Works Nominee; Set to Represent SEC at National Forum

Junior Marcus Lee was tabbed to the Allstate Good Works Team nominee list, as announced by the National Association of Basketball Coaches. The five-member Division I team will be announced Feb. 6.

- Lee has contributed more than 100 hours of community service while at UK
- He is a 2015 SEC Community Service Team member
- UK's SAAC treasurer
- Worked with various organizations such as God's Pantry, Salvation Army and Samaritan's Feet
- Lee was recently chosen as the male student-athlete to represent the Southeastern Conference at the 2016 NCAA Leadership Forum April 7-10 in Phoenix. Only two athletes from one of the 14 schools comprising the league can be selected. Lee will be joined by women's soccer player Michele Christy from Tennessee

## UK BY POSSESSION

Game	Offense PPP	Defense PPP
Albany	1.11	0.93
NJIT	1.21	0.79
vs. Duke	1.10	0.94
Wright State	1.11	0.90
Boston	1.15	0.87
vs. South Florida	1.25	0.94
Illinois State	0.99	0.83
at UCLA	1.10	1.24
Eastern Kentucky	1.21	0.92
Arizona State	1.01	0.82
vs. Ohio State	0.97	1.07
Louisville	1.10	1.07
Ole Miss	1.22	0.90
at LSU	0.96	1.21
at Alabama	1.22	0.97
Mississippi State	1.10	1.01
at Auburn		
at Arkansas		
Vanderbilt		
Missouri		
at Kansas		
at Tennessee		
at Texas A&M		
Alabama		
at Vanderbilt		
at Florida		
LSU		

### Overall

Kentucky offensive high - 1.25 vs. South Florida  
Kentucky offensive low - 0.96 at LSU

Opponent offensive high - 1.24 vs. UCLA  
Opponent offensive low - 0.79 vs. NJIT

### SEC Play

Kentucky offensive high - 1.22 vs. Ole Miss, at Alabama  
Kentucky offensive low - 0.96 at LSU

Opponent offensive high - 1.21 at LSU  
Opponent offensive low - 0.90 vs. Ole Miss



## 2015-16 SEASON NOTES

### CATS IN THE NBA

At the beginning of the 2015-16 season, 21 former Wildcats were on an opening-day roster, more than any other school in the country. The following listing is as of opening day.

Name	Team
Eric Bledsoe	Phoenix Suns
Devin Booker	Phoenix Suns
Willie Cauley-Stein	Sacramento Kings
DeMarcus Cousins	Sacramento Kings
Anthony Davis	New Orleans Pelicans
Archie Goodwin	Phoenix Suns
Aaron Harrison	Charlotte Hornets
Terrence Jones	Houston Rockets
Enes Kanter	Oklahoma City Thunder
Brandon Knight	Phoenix Suns
Michael Kidd-Gilchrist	Charlotte Hornets
Trey Lyles	Utah Jazz
Jodie Meeks	Detroit Pistons
Nerlens Noel	Philadelphia 76ers
Patrick Patterson	Toronto Raptors
Tayshaun Prince	Minnesota Timberwolves
Julius Randle	Los Angeles Lakers
Rajon Rondo	Sacramento Kings
Karl-Anthony Towns	Minnesota Timberwolves
John Wall	Washington Wizards
James Young	Boston Celtics

Several former Wildcats are among the NBA league leaders in the major statistical categories. Stats are through Jan. 12. Former UK players are in **BOLD**.

#### Points Per Game

1. Stephen Curry (Warriors) - 29.5
- 5. DeMarcus Cousins (Kings) - 25.6**
- 11. Anthony Davis (Pelicans) - 22.8**
- 19. Eric Bledsoe (Suns) - 20.4**

#### Rebounds Per Game

1. Andre Drummond (Pistons) - 15.4
- t7. Anthony Davis (Pelicans) - 10.8**
- DeMarcus Cousins (Kings) - 10.8**
- 14. Julius Randle (Lakers) - 9.5**
- 15. Karl-Anthony Towns (Timberwolves) - 9.3**

#### Assists Per Game

- 1. Rajon Rondo (Kings) - 11.6**
- 2. John Wall (Wizards) - 9.6**
- t15. Eric Bledsoe (Suns) - 6.1**

#### Blocks Per Game

1. Hassan Whiteside (Heat) - 3.81
- 2. Anthony Davis (Pelicans) - 2.53**
- 9. Karl-Anthony Towns (Timberwolves) - 1.77**
- 17. Nerlens Noel (76ers) - 1.38**
- t19. DeMarcus Cousins (Kings) - 1.34**

#### Field-Goal Percentage

1. DeAndre Jordan (Clippers) - .715
- 4. Enes Kanter (Thunder) - .570**
- 8. Karl-Anthony Towns (Timberwolves) - .530**
- 20. Nerlens Noel (76ers) - .505**

#### Steals Per Game

1. Russell Westbrook (Thunder) - 2.46
- 4. John Wall (Wizards) - 2.11**
- 6. Eric Bledsoe (Suns) - 2.03**
- t10. Rajon Rondo (Kings) - 1.89**

#### Double-Doubles

1. Andre Drummond (Pistons) - 32
- 4. Anthony Davis (Pelicans) - 22**
- 5. John Wall (Wizards) - 21**
- t8. DeMarcus Cousins (Kings) - 19**
- t10. Karl-Anthony Towns (Timberwolves) - 18**
- t14. Rajon Rondo (Kings) - 16**

### Taking Care of Business

Kentucky's 43-15 record vs. opponents ranked in the Associated Press Top 25 is impressive, but the Wildcats' ability to beat all-comers can't be overlooked. Under John Calipari, UK is 160-26 vs. unranked competition, a .860 winning percentage.

The Wildcats' loss to UCLA was its first loss to an unranked opponent since March 1, 2014.

### Poythress Returning to Form

Senior Alex Poythress is quickly returning to the elite athlete that John Calipari expects him to be, after returning from a torn ACL in December of 2014.

Poythress posted double-doubles in back-to-back games vs. Wright State and Boston University (the third and fourth of his career), the first Kentucky senior to post consecutive double-doubles since Josh Harrellson in 2010-11.

He then broke out for a 21-point, 13-rebound effort in leading UK past Eastern Kentucky. The 21 points were the most since his career-high of 22 set during his freshman season, and the 13 rebounds marked a new career-best mark. It was the first 20-point, 10-rebound game of his career, and the 21 points were the most for a UK senior since his former teammate Julius Mays scored 24 points against Missouri in the 2012-13 season.

The senior forward just became the 52nd player in program history with 500 career boards after the victory over Ole Miss. He's the third player in the Calipari era (Terrence Jones and Willie Cauley-Stein) to achieve the feat.

He enjoyed the best offensive performance of his career with a 25-point outing in a bounce-back win for the Wildcats at Alabama on Jan. 9. Poythress was 8 of 10 (.800) from the field and 9 of 11 (.818) from the charity stripe.

With 25 points against the Tide, Poythress has 800 career points. He's just the 43rd player in program history with 800 or more points and 500 or more rebounds in a career.

### Always Efficient

According to Ken Pomeroy's calculations on kenpom.com, UK's teams under John Calipari have consistently ranked among the most efficient teams in the country per possession.

Year	Off (Rank)	Def (Rank)	Overall
2016	113.5 (24)	95.9 (46)	22nd
2015	119.3 (5)	86.5 (2)	1st
2014	117.6 (10)	96.9 (41)	11th
2013	108.8 (42)	99.1 (129)	42nd
2012	122.9 (2)	88.2 (9)	1st
2011	118.1 (7)	90.4 (15)	6th
2010	116.1 (15)	86.2 (6)	3rd

\*2015-16 rankings through Jan. 12

### Wall vs. Ulis

John Wall, the former No. 1 overall pick and first point guard during the John Calipari era, put up remarkable numbers in his one season at UK. Current UK floor general, Tyler Ulis, is keeping pace with Wall statistically through the first 16 games of the season.

Ulis has 12 games with five or more assists while Wall had 14 through the same point in the season. Ulis protects the ball better than Wall did with just 31 turnovers compared with 60 for Wall. Each player missed one game during the team's first 16 contests, although Ulis missed an additional half against South Florida.

Here's a breakdown of their stats:

Player	PPG (Total)	RPG (T)	APG (T)	TO (T)	A/TO	SPG(T)
Wall	17.2 (258)	3.8 (57)	7.1 (107)	4.0 (60)	1.8	2.3 (34)
Ulis	14.2 (213)	3.3 (49)	6.0 (90)	2.1 (31)	2.9	1.5 (23)

### High-Percentage Shots

Kentucky has scored 39.6 percent of its points on either layups or dunks, including 48 of the Wildcats' 74 points vs. No. 5/4 Duke. The Wildcats scored their first 16 made field goals against Eastern Kentucky in the paint and finished with 58 of their 88 points in the paint against the Colonels.

Why such high-percentage baskets? It starts on the defensive end where UK is forcing 13.8 turnovers per game. That's led to an average of 15.9 points off turnovers per game, many of the fastbreak variety.

### Consistently Good

When you're everyone's Super Bowl, it's hard to stay at the top, but the Wildcats are doing exactly that under John Calipari.

Before falling out of the top five on Dec. 21, UK had been ranked in the top five of the Associated Press Top 25 for 24 consecutive weeks, the longest such streak since going 30 straight weeks in the top five from 1953-55.

### Three is Better Than Two

UK has the nation's second-longest active streak of consecutive games with a made 3-pointer, knocking down at least one from long range in 955 consecutive games.

## 2015-16 SEASON NOTES

The Cats' last game without a made 3-pointer came against Seton Hall on Nov. 26, 1988 a "three-point" loss in the Great Alaska Shootout.

Through games on Jan. 12, UNLV holds the nation's longest streak with 958 consecutive games with a made 3-pointer.

### **National Attention**

Kentucky basketball always garners the eyes of the country as UK routinely draws some of the highest national rating numbers on TV for college basketball games. Of course, this season is no different.

UK's game against Duke in the Champions Classic was WatchESPN's most-watched college basketball game ever. Additionally, the game averaged 3,120,000 viewers, the second-most watched Champions Classic game during the event's history.

### **From the Hunted to the Hunter**

As the winningest program in Division I college basketball and eight-time national champions, Kentucky is used to having a target on its back. However, the Wildcats are pretty good at playing the role of the hunted as well.

UK's victory over Duke marked the 11th NCAA defending national champion that the Wildcats have defeated in school history.

- Holy Cross (3/20/1948)
- La Salle (12/22/1954)
- Indiana (12/6/1976)
- Indiana (12/8/1981)
- Louisville (12/27/1986)
- Indiana (12/5/1987)
- Arkansas (3/12/1995)
- Florida (3/9/2008)
- North Carolina (12/5/2009)
- Louisville (12/28/2013, 3/28/2014)
- Duke (11/17/2015)

### **Triple Double-Double**

Three different Wildcats tallied a double-double in the first five games of the season.

Guard Isaiah Briscoe had 11 points and 12 rebounds against NJIT and then junior Marcus Lee and senior Alex Poythress pulled down 10 points and 10 rebounds in games vs. Duke and Wright State, respectively.

It was the first time since 2009-10 that three different players contributed a double-double in the first five games. DeMarcus Cousins, Patrick Patterson and John Wall achieved the feat through the opening five games in 2009-10.

### **Forever Young**

Kentucky began the 2015-16 season with two veterans in the starting lineup in junior Marcus Lee and sophomore Tyler Ulis.

However, Kentucky once again checks in as one of the youngest teams in terms of experience, according to kenpom.com. UK ranks No. 341 out of 351 in terms of experience per minute.

### **Still Big, Still Dominant on the Glass**

Though Kentucky isn't quite as big and as long as it was last season, the Wildcats are still one of the tallest teams in the country and still appear to be one of the best on the boards.

Against NJIT, Kentucky grabbed 31 more rebounds than the Highlanders, the best mark of the John Calipari era. The 54 total rebounds ranked as the fourth most of the Coach Cal era, and the 22 offensive rebounds tied for the fourth most in Calipari's seven seasons.

The Wildcats rank first in the Southeastern Conference in offensive rebound percentage (.406) and rebounds allowed per game (31.9) and second in offensive rebounds per game (14.0) and rebound margin (plus-7.2).

### **Time to Start Some New Streaks**

The Wildcats' loss at UCLA halted several impressive streaks Kentucky had going:

- Kentucky had won 38 consecutive regular-season games before the loss. UK had not lost since dropping a road contest at Florida on March 8, 2014
- It was the first loss to an unranked opponent since March 1, 2014, halting that streak at 41 straight wins
- UCLA's 52.8-percent shooting was the first time the Wildcats had allowed an opponent to shoot better than 50 percent since Wichita State did it on March 23, 2014, a 50-game streak

### **Wildcats Face Tough Nonconference Slate**

Entering conference play, of course, signals the end of nonconference play -- or close to it. The Wildcats still have a Jan. 30 date with Kansas in the middle of the conference season.

UK's 13-game nonconference schedule features 10 games against teams who advanced to the postseason in 2014-15. That list includes national champion Duke in the third game of the season at the Champions Classic in the United Center in Chicago, which UK won.

In addition to Duke and the upcoming game at Kansas, the Wildcats took on powerhouses such as UCLA, Ohio State and the annual rivalry game with Louisville.

As of Jan. 2, a time in which most teams have completed their nonconference schedule, UK's nonconfer-

## STREAKS

Overall	Won 2
Unranked Teams anywhere	Won 2
Ranked Teams anywhere	Won 2
Home	Won 30
Home SEC	Won 12
Home nonconference	Won 32
Home unranked nonconference	Won 28
Home ranked teams	Won 3
Home unranked teams	Won 26
Road	Won 1
Road SEC	Won 1
Road ranked teams	Won 1
Road unranked teams	Won 1
Neutral	Lost 1
Neutral ranked teams	Won 1
Neutral unranked teams	Lost 1

### Active Consecutive Made Starts

Jamal Murray	16
Tyler Ulis	9
Alex Poythress	8
Marcus Lee	5
Isaiah Briscoe	4

### Active Consecutive Made Free Throws

Derek Willis	18
Tyler Ulis	9
Alex Poythress	4
Jonny David	2
Mychal Mulder	2
Jamal Murray	2
Dominique Hawkins	2
Isaac Humphries	1
Skal Labissiere	1
Charles Matthews	1

### Active Consecutive Games with a 3-Pointer

Jamal Murray	16
Tyler Ulis	1
Derek Willis	1

## 2015-16 SEASON NOTES

nece schedule was ranked 23rd in the country.

### **Kentucky Picked to Win SEC**

A select panel of both SEC and national media members picked Kentucky to win its 47th SEC regular-season championship in 2015-16. It's the 11th time since the 1998-99 season the Wildcats are the overall preseason favorite.

UK has won the regular-season league title three times in John Calipari's six seasons and twice navigated through the regular-season conference schedule with a perfect record. Last season's 18-0 mark tied the most wins in SEC history.

### **Wildcat Trio Tabbed Preseason All-SEC by Media**

UK sophomore guard Tyler Ulis and freshman forward Skal Labissiere were tabbed to the six-man All-SEC First Team alongside Danuel House (Texas A&M), Damian Jones (Vanderbilt), Stefan Moody (Ole Miss) and Ben Simmons (LSU).

Senior forward Alex Poythress was named to the All-SEC Second Team with Dorian Finney-Smith (Florida), Malik Newman (Mississippi State), Charles Mann (Georgia), Tim Quarterman (LSU) and Alex Caruso (Texas A&M).

### **Another Four Named Preseason All-SEC by SEC Coaches**

Kentucky led the Southeastern Conference with four players on the coaches' preseason All-SEC teams, two more than any other school.

Sophomore Tyler Ulis and freshman Skal Labissiere were named to the All-SEC First Team while senior Alex Poythress and freshman Jamal Murray made the All-SEC Second Team.

### **Four Wildcats on National Preseason Watch Lists**

Yet again blessed with elite talent and tremendous depth, four Wildcats are on preseason watch lists for major national awards.

Skal Labissiere, Jamal Murray and Tyler Ulis were all tabbed to both the Naismith and the USBWA Oscar Robertson watch lists for national players of the year, while Isaiah Briscoe, Labissiere and Murray were placed on the USBWA's Wayman Tisdale Award watch list for the nation's top-performing freshman.

**Isaiah Briscoe** – Wayman Tisdale Watch List

**Skal Labissiere** – Wayman Tisdale Watch List, Naismith Watch List, Oscar Robertson Watch List

**Jamal Murray** - Wayman Tisdale Watch List, Naismith Watch List, Oscar Robertson Watch List

**Tyler Ulis** – Naismith Watch List, Oscar Robertson Watch List

### **Kentucky Signs Super Six in 2016 Class**

The Kentucky men's basketball program has put together one of the strongest recruiting classes of all time, signing six of the nation's top players during the early fall signing period. Highly rated prospects Edrice "Bam" Adebayo, De'Aaron Fox, Wenyen Gabriel, Sacha Killeya-Jones, Malik Monk and Tai Wynyard have all signed with UK.

All six players are consensus four- or five-star prospects, and four are ranked in the top 10 by the major national recruiting services. In a class stocked full of highly regarded players, national analysts are already calling this the nation's top signing haul for 2016.

In every season in the Calipari era, the Wildcats have signed either the nation's No. 1 or No. 2 recruiting class. UK looks to continue that streak with the latest additions of Adebayo, Fox, Gabriel, Killeya-Jones, Monk and Wynyard.

- Edrice "Bam" Adebayo, F, 6-9, 230 - ranked as high as No. 6 overall by Rivals and ESPN
- De'Aaron Fox, G, 6-3, 170 - ranked as high as No. 2 overall by 247Sports
- Wenyen Gabriel, F, 6-9, 200 - ranked as high as No. 10 overall by Scout
- Sacha Killeya-Jones, F, 6-10, 207 - ranked as high as No. 16 by 247Sports
- Malik Monk, G, 6-3, 185 - ranked as high as No. 5 overall by 247Sports and ESPN
- Tai Wynyard, F, 6-9, 230

### **Another Historic NBA Draft for UK**

A record six Wildcats were selected in the 2015 NBA Draft in June, tying Kentucky's NBA record set in 2012. Also tying an NBA record, four Wildcats were selected in the NBA lottery (the opening 14 picks). Karl-Anthony Towns was selected No. 1 overall, the program's third No. 1 overall selection since 2010.

John Calipari has had 25 players selected in the NBA Draft since becoming UK's head coach. Nineteen players have gone in the first round, and he's had three players taken No. 1 overall.

Calipari has had two or more players selected in the NBA Draft in eight consecutive seasons dating back to his time as the head coach at Memphis. He has had at least one player selected in the top 10 of the draft in each of the last eight seasons. No other school has even a first rounder in eight straight seasons.

Though Aaron Harrison went undrafted, he was signed by the Charlotte Hornets in the summer and made the Hornets' opening-day roster.

- 1st - Karl-Anthony Towns (Minnesota Timberwolves)
- 6th - Willie Cauley-Stein (Sacramento Kings)
- 12th - Trey Lyles (Utah Jazz)

## COMPARING THE CALIPARI ERA THROUGH 16 GAMES

A look at UK's statistics through 16 games throughout the John Calipari era ...

Year	FG%	Opp. FG%	3-Pt. FG%	FT%	RPG	Assists	TOs.	Blocks	Steals	Points	PPG	Record
2015-16	.476	.411	.319	.655	39.1	218	210	86	103	1,244	77.8	13-3
2014-15	.456	.310	.345	.681	42.4	261	183	132	125	1,224	76.5	16-0
2013-14	.476	.389	.305	.659	44.2	200	206	110	67	1,292	80.8	12-4
2012-13	.485	.386	.358	.646	38.7	250	205	121	119	1,236	77.2	11-5
2011-12	.491	.350	.368	.710	41.8	228	219	149	107	1,294	80.9	15-1
2010-11	.469	.386	.407	.692	40.2	221	179	109	91	1,278	79.9	13-3
2009-10	.498	.383	.391	.686	41.7	265	246	117	120	1,318	82.4	16-0

## 2015-16 SEASON NOTES

- 13th - Devin Booker (Phoenix Suns)
- 44th - Andrew Harrison (Memphis Grizzlies)
- 48th - Dakari Johnson (Oklahoma City Thunder)

### Kentucky's NBA Footprint Continues to Grow

The nation's most prolific NBA player-producing program once again leads the country with 21 players on an opening-day NBA roster. Of the 446 players in the NBA to start the 2015-16 season, approximately 4.7 percent played college basketball at Kentucky. The Wildcats bettered any other college program by two players as the NBA season opened. Kentucky's NBA dominance was best represented in Phoenix and Sacramento, where a combined seven Wildcats started the 2015-16 season on the respective rosters. Eric Bledsoe, Devin Booker, Archie Goodwin and Brandon Knight were all part of the Phoenix Suns' opening-day roster, while former UK stars Willie Cauley-Stein, DeMarcus Cousins and Rajon Rondo started the year in Sacramento. Two other franchises – the Charlotte Hornets (Aaron Harrison, Michael Kidd-Gilchrist) and the Minnesota Timberwolves (Tayshaun Prince, Karl-Anthony Towns) – opened the season with two Wildcats apiece.

### Success Rate Continues at 2015 Graduation

Four Wildcats -- Alex Poythress, Tod Lanter, Brian Long and Sam Malone -- all received their undergraduate degrees during the university's May 2015 commencement ceremonies, continuing the remarkable Success Rate under Calipari. All 14 players who have been eligible to graduate by the end of their senior years in the Calipari era have received their degrees, including three players (Poythress, Patrick Patterson and Jarrod Polson) who completed their undergraduate degrees in three years. Additionally, the team received an academic award in May for its Academic Progress Rate score. The Wildcats placed in the top 10 percent of Division I men's basketball schools. The APR provides a real-time look at a team's academic success by the progress of each student-athlete on scholarship.

### Calipari, Dampier Enshrined in Naismith HOF

Kentucky Wildcats John Calipari and Louie Dampier were enshrined in the Naismith Memorial Basketball Hall of Fame in September. The fraternity of basketball legends is considered to be one of the ultimate honors in the sport. Calipari and Dampier were two of 11 basketball legends in the Class of 2015 and the ninth and 10th UK representatives, respectively, to join basketball's fraternity of legends.

### A Winning Institution

Both the UK men's and women's basketball teams posted a sixth straight 20-win season in 2014-15. Kentucky is currently one of just four institutions (UK, BYU, Duke and Gonzaga) in the NCAA that has seen both its men's and women's basketball programs tally 20 or more wins in six consecutive seasons.

## 2015-16 LEAD-DEFICIT COMPARISON

A breakdown of Kentucky's most used linupes, including a breakdown of each lineup's +/- statistics:

Most Frequent Lineups	Total Minutes	Points For	Points Against	+/-	+/- per 40 min.
Lee, Ulis, Murray, Poythress, Briscoe	98:29	196	128	+68	+27.62
Lee, Labissiere, Ulis, Murray, Briscoe	57:17	111	75	+36	+25.14
Labissiere, Ulis, Murray, Poythress, Briscoe	55:45	118	92	+26	+18.65
Lee, Ulis, Matthews, Murray, Poythress	23:18	47	28	+19	+32.62
Ulis, Murray, Poythress, Willis, Briscoe	22:06	47	57	-10	-18.10
Lee, Ulis, Murray, Willis, Briscoe	19:47	46	38	+8	+16.18
Lee, Labissiere, Ulis, Murray, Willis	15:43	39	34	+5	+12.73
Labissiere, Ulis, Murray, Willis, Briscoe	15:28	30	27	+3	+7.76
Lee, Labissiere, Ulis, Matthews, Murray	12:41	29	16	+13	+41.00
Lee, Ulis, Murray, Poythress, Hawkins	12:22	19	28	-9	-29.11

## RECORD CHASERS

### Made 3-pointers through 16 games in Calipari era ...

Player	Total 3s	Avg. Per Game	Completed Season
Brandon Knight (10-11)	38	2.38	87 (2.29)
James Young (13-14)	35	2.19	82 (2.05)
Doron Lamb (11-12)	30	1.87	76 (1.90)
Julius Mays (12-13)	25	1.56	65 (1.97)
Aaron Harrison (14-15)	30	1.88	59 (1.51)
Darnell Dodson (09-10)	21	1.31	50 (1.32)

Jamal Murray (15-16) 42 2.63 102 (2.63)\*  
\*On pace based on 2.63 average and a 38-game schedule

### Tracking UK's assists in the Calipari era ...

Player	Total Assts.	Assts. Per Game	Asst/TO Ratio
John Wall (09-10)	241	6.5	1.6
Marquis Teague (11-12)	191	4.8	1.8
Brandon Knight (10-11)	159	4.2	1.3
Andrew Harrison (13-14)	159	4.0	1.5
Andrew Harrison (14-15)	139	3.6	2.2
Julius Mays (12-13)	95	2.9	2.5

Tyler Ulis (15-16) 222\* 6.0 2.9  
\*On pace based on 6.0 average and a 38-game schedule

## UK'S RECORD WHEN

KENTUCKY RECORD	ALL	SEC
Leading at halftime:	12-0	3-0
Tied at the half:	1-0	0-0
Trailing at halftime:	0-3	0-1
Shoot 50% or higher:	8-0	3-0
Shoot less than 50%:	5-3	0-1
Shoot higher % than opp.:	12-0	2-0
Shoot lower % than opp.:	1-3	1-1
Opp. shoot worse than 50%:	12-2	2-1
Opp. shoot 50% or higher:	1-1	1-0
Score less than 60 points:	0-0	0-0
Score 60-69 points:	0-2	0-1
Score 70-79 points:	7-1	1-0
Score 80-89 points:	6-0	2-0
Score 90-99 points:	0-0	0-0
Score 100+ points:	0-0	0-0
Opp. score less than 60 pts.:	2-0	0-0
Opp. score 60-69 pts.:	9-0	2-0
Opp. score 70-79 pts.:	2-1	1-0
Opp. score 80-89 points:	0-2	0-1
Opp. score 90-99 points:	0-0	0-0
Opp. score 100+ points:	0-0	0-0
Outrebounded opponent:	10-0	3-0
Outrebounded by opponent:	1-3	0-1
Equal number of rebounds:	2-0	0-0
Fewer turnovers than opp.:	7-1	2-0
Same turnovers as opp.:	3-0	0-0
More turnovers than opp.:	3-2	1-1
Make 8 or more 3-pointers:	2-2	1-0
Make 7 or fewer 3-pointers:	11-1	2-1
Games decided by 5 or fewer:	1-0	0-0
Overtime games:	0-0	0-0
On CBS:	1-1	0-0
On ESPN/ESPN2/ESPNU:	6-2	1-1
On Fox Sports1:	0-0	0-0
On SEC Network/(+):	6-0	2-0
On ABC:	0-0	0-0
On FSN:	0-0	0-0
On CSS:	0-0	0-0
vs. SEC at Home:	2-0	2-0
vs. SEC on Road:	1-1	1-1
Games vs. ranked opp.:	2-0	0-0
Games following a loss:	3-0	1-0
Games following a win:	9-3	2-1
More points in the paint:	10-0	2-0
Fewer/Same points in the paint:	3-3	1-1
More bench points than opp.:	9-1	1-0
Fewer or same bench pts.:	4-2	2-1
More 2nd-chance points:	8-0	3-0
Fewer or same 2nd chance pts.:	5-3	0-1
More or same points off TOs:	12-0	3-0
Fewer points off TOs:	1-3	0-1
On Monday:	1-0	0-0
On Tuesday:	3-1	1-1
On Wednesday:	1-0	0-0
On Thursday:	0-1	0-0
On Friday:	3-0	0-0
On Saturday:	5-1	2-0
On Sunday:	0-0	0-0
In November:	7-0	0-0
In December:	3-2	0-0
In January:	3-1	3-1
In February:	0-0	0-0
In March:	0-0	0-0
In April:	0-0	0-0

## WIN/LOSS MARGIN

MARGIN	W	L
1		
2	1	
3		
4		
5		
6	1	
7		1
8		
9		
10		1
11-15	5	
16-20	2	1
21+	4	

## MISCELLANEOUS STATS

Player	Times Led					Games With							Total	
	Pts.	Rebs.	Assts.	Stls.	Blks.	10+ Pts	20+ Pts	10+ Rebs	3+Assts	3+Blks	3+Stls	3+ 3's	Dunks	Dbl-Dbls(Career)
00-Lee	-	9	-	2	9	8	-	5	1	4	-	-	18	2 (2)
1-Labissiere	2	-	-	1	7	5	1	-	-	4	-	-	16	-
3-Ulis	5	-	12	7	1	10	5	-	13	-	2	1	-	-
4-Matthews	-	-	-	1	-	1	-	-	-	-	-	-	3	-
10-David	-	-	-	-	-	-	-	-	-	-	-	-	-	-
11-Mulder	-	1	-	-	-	-	-	-	-	-	-	-	-	-
13-Briscoe	2	2	4	7	1	9	1	1	6	-	2	-	1	1 (1)
14-Wynyard	-	-	-	-	-	-	-	-	-	-	-	-	-	-
15-Humphries	-	1	-	-	1	-	-	-	-	-	-	-	-	-
22-Poythress	2	4	-	1	3	6	2	3	-	1	-	-	21	3 (5)
23-Murray	5	-	1	5	-	14	4	-	7	-	2	5	1	-
24-Floreal	-	-	-	-	-	-	-	-	-	-	-	-	-	-
25-Hawkins	-	-	-	-	-	1	-	-	-	-	-	1	-	-
35-Willis	-	1	-	1	-	2	-	-	1	-	-	1	3	-

## STARTING LINEUPS

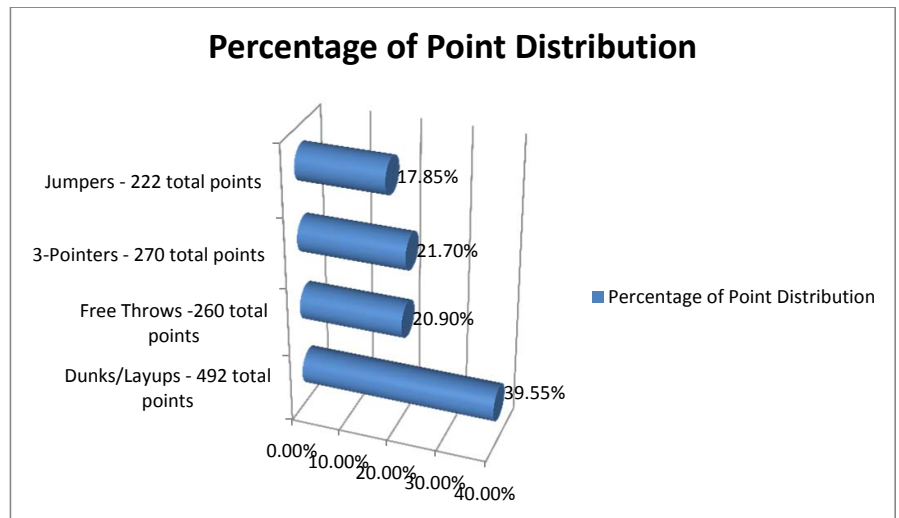
Record	Guard	Guard	Guard	Forward	Forward
4-1	Ulis	Murray	Briscoe	Lee	Labissiere
3-1	Ulis	Murray	Briscoe	Poythress	Lee
2-1	Ulis	Murray	Briscoe	Poythress	Labissiere
1-0	Ulis	Murray	Matthews	Lee	Labissiere
1-0	Ulis	Murray	Willis	Lee	Labissiere
1-0	Briscoe	Murray	Matthews	Poythress	Labissiere
1-0	Ulis	Murray	Matthews	Poythress	Lee

## TRACKING THE CATS

Player	Charges Drawn	UK's First Sub	Traditional 3-Point Plays	Clutch FT-FTA (Last 5:00/OT)*
00-Lee	1	4	2	0-0 (.000)
1-Labissiere	-	4	1	0-0 (.000)
3-Ulis	2	-	3	2-2 (1.000)
4-Matthews	-	3	1	0-0 (.000)
10-David	-	-	-	0-0 (.000)
11-Mulder	-	-	-	0-0 (.000)
13-Briscoe	1	2	1	1-2 (.500)
14-Wynyard	-	-	-	0-0 (.000)
15-Humphries	-	-	1	0-0 (.000)
22-Poythress	-	4	6	5-7 (.714)
23-Murray	1	-	3	6-9 (.667)
24-Floreal	-	-	-	0-0 (.000)
25-Hawkins	1	1	1	6-6 (1.000)
35-Willis	1	3	-	2-2 (1.000)

\*single-digit game with 5:00 to play

## HOW THE CATS ARE SCORING



### TEAM'S FAST FACTS

Shooting Percentage:	.476
Avg. Assists Per Game:	13.6
Points off Turnovers Avg.:	15.9
Second-Chance Points Avg.:	14.8
Points in the Paint Avg.:	37.2
Fast Break Points Avg.:	8.4
Bench Points Avg.:	18.0
Points Per Possession Avg.:	1.135
Avg. Time of Possession:	17.1

### HOW UK SCORED ITS FIRST POINTS

PLAYER	DUNK/LAYUP	JUMPER	3PT	FT
00-Lee	1	1		
1-Labissiere		1		
3-Ulis		2		1
4-Matthews	1			
10-David				
11-Mulder				
13-Briscoe	1	2		
14-Wynyard				
15-Humphries				
22-Poythress	1	1		2
23-Murray	1	1		
24-Floreal				
25-Hawkins				
35-Willis				

## GAME-BY-GAME LEADERS

Date	Opponent	Result	Points	Rebounds	Blocks	Steals	Assists
11/2	Ottawa #	W, 117-58	Murray - 22 <sup>^</sup>	Murray - 12 <sup>^</sup>	Three with 2 <sup>^</sup>	Murray - 3 <sup>^</sup>	Ulis - 10 <sup>^</sup>
11/6	Kentucky State #	W, 111-58	Labissiere - 22 <sup>^</sup>	Lee - 11 <sup>^</sup>	Poythress - 4 <sup>^</sup>	Two with 3 <sup>^</sup>	Willis - 5 <sup>^</sup>
11/13	Albany	W, 78-65	Murray - 19 <sup>^</sup>	Lee - 8 <sup>^</sup>	Labissiere - 4 <sup>^</sup>	Murray - 3	Murray - 8 <sup>^</sup>
11/14	NJIT	W, 87-57	Labissiere - 26 <sup>^</sup>	Briscoe - 12 <sup>^</sup>	Lee - 3 <sup>^</sup>	Briscoe - 2	Ulis - 5 <sup>^</sup>
11/17	vs. #5/4 Duke <sup>1</sup>	W, 74-63	Ulis - 18 <sup>^</sup>	Lee - 10	Two with 2	Murray - 4 <sup>^</sup>	Ulis - 6 <sup>^</sup>
11/20	Wright State	W, 78-63	Ulis - 21 <sup>^</sup>	Poythress - 10 <sup>^</sup>	Labissiere - 1 <sup>^</sup>	Ulis - 2 <sup>^</sup>	Ulis - 5 <sup>^</sup>
11/24	Boston	W, 82-52	Labissiere - 16 <sup>^</sup>	Poythress - 10 <sup>^</sup>	Labissiere - 3 <sup>^</sup>	Two with 3 <sup>^</sup>	Ulis - 6 <sup>^</sup>
11/27	vs. South Florida <sup>2</sup>	W, 84-63	Murray - 21 <sup>^</sup>	Two with 6	Labissiere - 3 <sup>^</sup>	Two with 2 <sup>^</sup>	Briscoe - 7 <sup>^</sup>
11/30	Illinois State	W, 75-63	Briscoe - 18	Lee - 12 <sup>^</sup>	Two with 2 <sup>^</sup>	Matthews - 2 <sup>^</sup>	Briscoe - 3 <sup>^</sup>
12/3	at UCLA	L, 87-77	Briscoe - 20	Two with 6	Labissiere - 2 <sup>^</sup>	Two with 2 <sup>^</sup>	Ulis - 9 <sup>^</sup>
12/9	Eastern Kentucky	W, 88-67	Poythress - 21 <sup>^</sup>	Poythress - 13 <sup>^</sup>	Lee - 5 <sup>^</sup>	Briscoe - 2 <sup>^</sup>	Ulis - 8 <sup>^</sup>
12/12	Arizona State	W, 72-58	Murray - 17 <sup>^</sup>	Lee - 7 <sup>^</sup>	Lee - 5 <sup>^</sup>	Briscoe - 2 <sup>^</sup>	Ulis - 5 <sup>^</sup>
12/19	vs. Ohio State <sup>3</sup>	L, 74-67	Murray - 33 <sup>^</sup>	Lee - 9	Two with 2	Lee - 2	Briscoe - 7 <sup>^</sup>
12/26	Louisville	W, 75-73	Ulis - 21	Lee - 7	Poythress - 3 <sup>^</sup>	Four with 1	Ulis - 8 <sup>^</sup>
1/2	Ole Miss	W, 83-61	Ulis - 20	Poythress - 9 <sup>^</sup>	Lee - 2 <sup>^</sup>	Ulis - 6 <sup>^</sup>	Ulis - 10 <sup>^</sup>
1/5	at LSU	L, 85-67	Ulis - 23 <sup>^</sup>	Mulder - 8	Briscoe - 1	Three with 1	Ulis - 6
1/9	at Alabama	W, 77-61	Poythress - 25 <sup>^</sup>	Lee - 11 <sup>^</sup>	Four with 1	Two with 1	Ulis - 8 <sup>^</sup>
1/12	Mississippi State	W, 80-74	Murray - 22 <sup>^</sup>	Lee - 9 <sup>^</sup>	Lee - 2 <sup>^</sup>	Ulis - 2 <sup>^</sup>	Two with - 5 <sup>^</sup>
1/16	at Auburn						
1/21	at Arkansas						
1/23	Vanderbilt						
1/27	Missouri						
1/30	at Kansas						
2/2	at Tennessee						
2/6	Florida						
2/9	Georgia						
2/13	at South Carolina						
2/18	Tennessee						
2/20	at Texas A&M						
2/23	Alabama						
2/27	at Vanderbilt						
3/1	at Florida						
3/5	LSU						

<sup>^</sup> - Game Leader

- 1 - Chicago (Champions Classic)
- 2 - Miami (Hoophall Miami Invitational)
- 3 - Brooklyn, N.Y. (CBS Sports Classic)
- # - exhibition contest

	Times Led Points	Times Led Rebounds	Times Led Blocks	Times Led Steals	Times Led Assists
Murray - 5	Lee - 9	Lee - 9	Briscoe - 7	Ulis - 12	
Ulis - 5	Poythress - 4	Labissiere - 7	Ulis - 7	Briscoe - 4	
Briscoe - 2	Briscoe - 2	Poythress - 3	Murray - 5	Murray - 1	
Labissiere - 2	Humphries - 1	Briscoe - 1	Lee - 2		
Poythress - 2	Mulder - 1	Humphries - 1	Labissiere - 1		
	Willis - 1	Ulis - 1	Matthews - 1		
			Poythres - 1		
			Willis - 1		



# THE LAST TIME ...

## INDIVIDUALS

**Scored 25 Points:** Alex Poythress (25) at Alabama, 1/9/16

**Scored 30 Points:** Jamal Murray (33) vs. Ohio State, 12/19/15

**Scored 35 Points:** Terrence Jones (35) vs. Auburn, 1/11/11

**Scored 40 Points:** Jodie Meeks (45) at Arkansas, 2/14/09

**Scored 45 Points:** Jodie Meeks (45) at Arkansas, 2/14/09

**Scored 50 Points:** Jodie Meeks (54) at Tennessee, 1/13/09

**Two Players Had 20 Points:** Jamal Murray (22)/Tyler Ulis (21) vs. Mississippi St., 1/12/16

**Three Players Had 20 Points:** DeMarcus Cousins (27)/John Wall (21)/Patrick Patterson (20) vs. Sam Houston State, 11/19/09

**Two Players Had 30 Points:** Patrick Patterson (33) and Jodie Meeks (32) vs. Tennessee State, 12/22/08

**Scored 20 Points in Two Straight Games:** Jamal Murray (3) 1/5/16 - Present

**Scored 20 Points in Three Straight Games:** Jamal Murray (3) 1/5/16 - Present

**Scored 20 Points in Four Straight Games:** Alex Poythress (4) 11/13/12 - 11/23/12

**Scored 20 points in Five Straight Games:** Jodie Meeks (9) 12/29/08 - 1/31/09

**Scored 20 points in Six Straight games:** Jodie Meeks (9) 12/29/08 - 1/31/09

**Scored 20 points in Seven Straight games:** Jodie Meeks (9) 12/29/08 - 1/31/09

**Scored 20 points in Eight Straight games:** Jodie Meeks (9) 12/29/08 - 1/31/09

**Scored 20 points in Nine Straight games:** Jodie Meeks (9) 12/29/08 - 1/31/09

**Scored 20 points in 10 Straight games:** Kevin Grevey (12) 12/20/74 - 1/27/75

**Scored 20 points in 12 Straight games:** Kevin Grevey (12) 12/20/74 - 1/27/75

**Scored 25 Points in Three Straight Games:** Tayshaun Prince (3) 3/11/-01-3/1701

**Scored 30 Points in Two Straight Games:** Jodie Meeks vs. Appalachian State (46) 12/20/08; vs. Tennessee State (32) 12/22/08

**Scored 30 Points in Three Straight Games:** Dan Issel (6) 2/14/70-3/2/70

**Scored in double figures in 10 straight Games:** Jamal Murray (14) 11/17/15-Present

**Scored in double figures in 15 straight Games:** Brandon Knight (28) 11/30/10 - 3/13/11

**Scored in double figures in 20 straight Games:** Brandon Knight (28) 11/30/10 - 3/13/11

**Scored in double figures in 25 straight Games:** Brandon Knight (28) 11/30/10 - 3/13/11

**Scored in double figures in 30 straight Games:** Jodie Meeks (32) 11/14/08 - 3/12/09

**Five Players Scored in Double Figures:** Skal Labissiere (16), Tyler Ulis (15), Alex Poythress (14), Jamal Murray (12), Isaiah Briscoe (11) vs. Boston U., 11/24/15

**Six Players Scored in Double Figures:** Karl-Anthony Towns (19), Aaron Harrison (18), Dakari Johnson (13), Andrew Harrison (12), Devin Booker (11), Tyler Ulis (10) vs. Auburn, 2/21/15

**Seven Players Scored in Double Figures:** Randolph Morris (17), Kelenna Azubuike (15), Patrick Sparks (14), Chuck Hayes (12), Rajon Rondo (11), Ravi Moss (10) and Ramel Bradley (10) vs. Mississippi State 2/19/05

**Four Players with 15 or more points:** Julius Mays (24), Alex Poythress (21), Archie Goodwin (18), Ryan Harrow (15) vs. Missouri, 2/23/13

**Double-Double:** Tyler Ulis (20 points, 10 assists) vs. Ole Miss, 1/2/16

**Triple-Double:** Chris Mills (19 points, 10 rebounds, 10 assists) vs. Austin Peay, 12/27/88

**20-10 (Rebs) Game:** Alex Poythress (21 points, 13 rebounds) vs. Eastern Kentucky, 12/9/15

**20-10 (Assts) Game:** Tyler Ulis (20 points, 10 assists) vs. Ole Miss, 1/2/16

**20-15 Game:** Julius Randle (23 points, 15 rebounds) vs. UNC Asheville, 11/8/13

**30-10 Game:** Tayshaun Prince (33 points, 11 rebounds) vs. Tennessee State, 12/22/98

**Back-to-back 20-10 Games:** Julius Randle (2) 11/8/13-11/10/13

**Three Straight 20-10 Games:** Julius Randle (3) 11/8/13-11/12/13

**Double-Double in Points and Rebs.:** Alex Poythress (21 points, 13 rebounds) vs. Eastern Kentucky, 12/9/15

**Double-Double in Points and Assists:** Tyler Ulis (20 points, 10 assists) vs. Ole Miss, 1/2/16

**Double-Double in Points and Blocks:** Never

**Double-Double in Points and Steals:** Never

**Double-double in two consecutive games:** Alex Poythress (10 pts, 10 rebs) vs. Wright State, (11/20/15), (14 pts, 10 rebs) vs. Boston U., (11/24/15)

**Double-double in three consecutive games:** - Julius Randle (19p, 15r) vs. Kansas State, 3/21/14; (13 p, 10 r), vs. Wichita State, 3/23/14; (15 p, 12 r), vs. Louisville, 3/28/14; (16 p, 11 r), vs. Michigan, 3/30/14

**Double-double in four consecutive game:** Julius Randle (19p, 15r) vs. Kansas State, 3/21/14; (13 p, 10 r), vs. Wichita State, 3/23/14; (15 p, 12 r), vs. Louisville, 3/28/14; (16 p, 11 r), vs. Michigan, 3/30/14

**Double-double in five consecutive game:** Julius Randle (14p, 10r) at Arkansas, (2/27/14); (10p, 15r) at South Carolina (3/1/14); (12 p, 11 r) vs. Alabama, (3/4/14); (16 p, 10 r) at Florida, (3/8/14); (17 p, 16 r) vs. LSU, (3/14/14); (12 p, 11 r) vs. Georgia, (3/15/14)

**Double-double in six consecutive games:** Julius Randle (14p, 10r) at Arkansas, (2/27/14); (10p, 15r) at South Carolina (3/1/14); (12 p, 11 r) vs. Alabama, (3/4/14); (16 p, 10 r) at Florida, (3/8/14); (17 p, 16 r) vs. LSU, (3/14/14); (12 p, 11 r) vs. Georgia, (3/15/14)

**Double-double in seven consecutive games:** Julius Randle (7) 11/18/13-11/27/13

**Double-double in 10 consecutive games:** Jim Andrews, 1972-73 season

**Two players record double-doubles:** Willie Cauley-Stein (16 points, 13 rebounds), Julius Randle (14 points, 10 rebounds) vs. Arkansas, 2/27/14

**Three players record double-doubles:** DeMarcus Cousins (19 pts, 14 rebs)/Patrick Patterson (19 pts, 10 rebs)/John Wall (18 pts, 10 rebs) at Mississippi State, 2/16/10

**Four players record double-doubles:** Jack Givens (30 pts, 13 rebs)/Kyle Macy (16 pts, 10 assts)/Mike Phillips (22 pts, 18 rebs)/Rick Robey (23 pts, 13 rebs) vs. Southern Methodist, 11/26/77

**Five players record double-doubles:** Never

**Made 12 FG in a game:** Jamal Murray (13) vs. Ohio State, 12/19/15

**Made 15 FG in a game:** Jodie Meeks (17) at Arkansas, 2/14/09

**Made 16 FG in a game:** Jodie Meeks (17) at Arkansas, 2/14/09

**Made 17 FG in a game:** Jodie Meeks (17) at Arkansas, 2/14/09

**Made 18 FG in a game:** Melvin Turpin (18) vs. Georgia, 3/8/84

**Made 19 FG in a game:** Dan Issel (19) vs. Alabama, 2/23/70

**Made 20 FG in a game:** Dan Issel (23) vs. Ole Miss, 2/7/70

**Made 21 FG in a game:** Dan Issel (23) vs. Ole Miss, 2/7/70

**Made 22 FG in a game:** Dan Issel (23) vs. Ole Miss, 2/7/70

**Made 23 FG in a game:** Dan Issel (23) vs. Ole Miss, 2/7/70

**Attempted 17 FG in a game:** Jamal Murray (17) at LSU, 1/5/16

**Attempted 18 FG in a game:** Jamal Murray (23) vs. Ohio State, 12/19/15  
**Attempted 19 FG in a game:** Jamal Murray (23) vs. Ohio State, 12/19/15  
**Attempted 20 FG in a game:** Jamal Murray (23) vs. Ohio State, 12/19/15  
**Attempted 25 FG in a game:** Jodie Meeks (27) vs. VMI, 11/14/08

**Made 5 3-pointers in a game:** Jamal Murray (5) vs. Mississippi St. (1/12/16)  
**Made 6 3-pointers in a game:** Jamal Murray (7) vs. Ohio State (12/19/15)  
**Made 7 3-pointers in a game:** Jamal Murray (7) vs. Ohio State (12/19/15)  
**Made 8 3-pointers in a game:** Eric Bledsoe (8) vs. East Tennessee State (NCAA Tournament), 3/18/10  
**Made 9 3-pointers in a game:** Jodie Meeks (10) at Tennessee, 1/13/09  
**Made 10 3-pointers in a game:** Jodie Meeks (10) at Tennessee, 1/13/09  
**Made 11 3-pointers in a game:** Never

**Attempted 10 3-pointers in a game:** Jamal Murray (11) vs. Mississippi St., 1/12/16  
**Attempted 15 3-pointers in a game:** Jodie Meeks (15) at Tennessee, 1/13/09  
**Attempted 16 3-pointers in a game:** Derrick Miller (16) vs. LSU 2/15/90  
**Attempted 17 3-pointers in a game:** Derrick Miller (19) vs. Kansas 12/6/89  
**Attempted 18 3-pointers in a game:** Derrick Miller (19) vs. Kansas 12/6/89  
**Attempted 19 3-pointers in a game:** Derrick Miller (19) vs. Kansas 12/6/89

**Made a 3-pointer in 10 straight games:** Jamal Murray (16), 11/13/15-Present  
**Made a 3-pointer in 15 straight games:** Jamal Murray (16), 11/13/15-Present  
**Made two 3-pointers in 10 straight games:** Jodie Meeks (16), 12/3/08-1/31/09  
**Made three 3-pointers in 10 straight games:** Gerald Fitch (20) 1/14/03-3/23/03  
**Made three 3-pointers in 15 straight games:** Gerald Fitch (20) 1/14/03-3/23/03  
**Made three 3-pointers in 20 straight games:** Gerald Fitch (20) 1/14/03-3/23/03  
**Made three 3-pointers in 25 straight games:** Keith Bogans (29) 3/14/02-2/26/03

**Made 8 FT in a game:** Alex Poythress (9) at Alabama, 1/9/16  
**Made 9 FT in a game:** Alex Poythress (9) at Alabama, 1/9/16  
**Made 10 FT in a game:** Jamal Murray & Tyler Ulis (10) vs. Wright State, 11/20/15  
**Made 11 FT in a game:** Dakari Johnson (12) vs. UT Arlington, 11/25/14  
**Made 12 FT in a game:** Dakari Johnson (12) vs. UT Arlington, 11/25/14  
**Made 13 FT in a game:** Julius Randle (13) at Ole Miss, 2/18/14  
**Made 14 FT in a game:** Jodie Meeks (14) at UT, 1/13/09  
**Made 15 FT in a game:** Rodrick Rhodes (16) vs. Ole Miss 1/18/95

**Made 16 FT in a game:** Rodrick Rhodes (16) vs. Ole Miss 1/18/95  
**Made 17 FT in a game:** Dwight Anderson (18) vs. Mississippi State 2/12/79  
**Made 18 FT in a game:** Dwight Anderson (18) vs. Mississippi State 2/12/79

**Attempted 10 FT in a game:** Alex Poythress (11) at Alabama, 1/9/16  
**Attempted 15 FT in a game:** Julius Randle (16) vs. LSU, 3/14/14  
**Attempted 20 FT in a game:** Heshimu Evans (20) vs. Ole Miss 3/5/99

**15 Rebs:** Julius Randle (15) vs. Kanas State, 3/21/14  
**16 Rebs:** Julius Randle (16) vs. LSU, 3/14/14  
**20 Rebs:** Jared Prickett (20) vs. Arkansas 2/9/94  
**25 Rebs:** Mike Phillips (28) vs. Tennessee 1/10/76  
**30 Rebs:** Cotton Nash (30) vs. Ole Miss 2/8/64  
**34 Rebs:** Bob Burrow (34) vs. Temple 12/10/55

**10+ Rebs in three consecutive games:** Julius Randle (4) 3/21/14-3/30/14  
**10+ Rebs in four consecutive games:** Julius Randle (4) 3/21/14-3/30/14  
**10+ Rebs in five consecutive games:** Julius Randle (10) 2/12/14-3/15/14  
**10+ Rebs in six consecutive games:** Julius Randle (10) 2/12/14-3/15/14  
**10+ Rebs in seven consecutive games:** Julius Randle (10) 2/12/14-3/15/14  
**10+ Rebs in eight consecutive games:** Julius Randle (10) 2/12/14-3/15/14  
**10+ Rebs in nine consecutive games:** Julius Randle (10) 2/12/14-3/15/14  
**10+ Rebs in 10 consecutive games:** Julius Randle (10) 2/12/14-3/15/14

**Two players had 10 rebounds:** Willie Cauley-Stein (11) and Karl-Anthony Towns (11) vs. Hampton, 3/19/15  
**Three players had 10 rebounds:** Michael Kidd-Gilchrist (19), Terrence Jones (11), Anthony Davis (10) vs. Louisville, 12/31/11

**6 Assists:** Tyler Ulis (8) at Alabama, 1/9/16  
**7 Assists:** Tyler Ulis (8) at Alabama, 1/9/16  
**8 Assists:** Tyler Ulis (8) at Alabama, 1/9/16  
**9 Assists:** Tyler Ulis (10) vs. Ole Miss, 1/2/16  
**10 Assists:** Tyler Ulis (10) vs. Ole Miss, 1/2/16  
**11 Assists:** John Wall (11) vs. E. Tennessee St., 3/18/10  
**12 Assists:** John Wall (16) vs. Hartford, 12/29/09  
**13 Assists:** John Wall (16) vs. Hartford, 12/29/09  
**14 Assists:** John Wall (16) vs. Hartford, 12/29/09  
**15 Assists:** John Wall (16) vs. Hartford, 12/29/09  
**16 Assists:** John Wall (16) vs. Hartford, 12/29/09

**5+ Assists in Four Consecutive Games:** Tyler Ulis (5) (12/26/15 to Present)  
**8+ Assists in Two Consecutive Games:** Tyler Ulis (2) (12/26/15 to 1/2/16)

**4 Blocks:** Marcus Lee (5) vs. Arizona State, 12/12/15  
**5 Blocks:** Marcus Lee (5) vs. Arizona State, 12/12/15  
**6 Blocks:** Karl-Anthony Towns (6) vs. Florida, 3/7/15  
**7 Blocks:** Karl-Anthony Towns (7) vs. Vanderbilt, 1/20/15  
**8 Blocks:** Willie Cauley-Stein (9) vs. Boise State, 12/10/13  
**9 Blocks:** Willie Cauley-Stein (9) vs. Boise State, 12/10/13  
**10 Blocks:** Nerlens Noel (12) at Ole Miss, 1/29/13  
**11 Blocks:** Nerlens Noel (12) at Ole Miss, 1/29/13  
**12 Blocks:** Nerlens Noel (12) at Ole Miss, 1/29/13

**4 Steals:** Isaiah Briscoe (4)/Tyler Ulis (6) vs. Ole Miss, 1/2/16  
**5 Steals:** Tyler Ulis (6) vs. Ole Miss, 1/2/16  
**6 Steals:** Tyler Ulis (6) vs. Ole Miss, 1/2/16  
**7 Steals:** Rajon Rondo (8) vs. Mississippi State, 2/19/05  
**8 Steals:** Rajon Rondo (8) vs. Mississippi State, 2/19/05

**Played every minute:** Tyler Ulis (40) at LSU, 1/5/16  
**Played 40+ minutes:** Aaron Harrison (40) vs. Ole Miss, 1/6/15  
**Played more than 50 minutes:** Patrick Patterson (50) vs. Vanderbilt, 1/12/08  
**Technical Foul:** Tyler Ulis, Isaiah Briscoe vs. Mississippi State, 1/12/16

**Fouled Out:** Marcus Lee vs. Mississippi State, 1/12/16  
**Two Players Fouled Out:** Marcus Lee, Alex Poythress at LSU, 1/5/16  
**Three Players Fouled Out:** Willie Cauley-Stein, Aaron Harrison, Karl-Anthony Towns, at Texas A&M, 1/10/15  
**Four Players Fouled Out:** Terrence Jones, Josh Harrellson, Brandon Knight, Eloy Vargas, at UNC, 12/4/10



## TEAM

**Started four freshmen:** Isaiah Briscoe, Jamal Murray, Charles Matthews, Skal Labissiere vs. Illinois State, 11/30/15

**Started five freshmen:** Aaron Harrison, Andrew Harrison, Dakari Johnson, Julius Randle, James Young vs. Connecticut, 4/7/14

**Scored 90 or More Points:** 91 vs. Auburn, 3/14/15 (W, 91-67)

**Scored 90 or More Points (SEC Game):** 110 vs. Auburn, 2/21/15 (W, 110-75)

**Scored 100 or More Points:** 110 vs. Auburn, 2/21/15 (W, 110-75)

**Scored 100 or More Points (SEC Game):** 110 vs. Auburn, 2/21/15 (W, 110-75)

**Scored 110 or More Points:** 110 vs. Auburn, 2/21/15 (W, 110-75)

**Scored 110 or More Points (SEC Game):** 110 vs. Auburn, 2/21/15 (W, 110-75)

**Scored 120 or More Points:** 120 vs. Vanderbilt, 2/7/96 (W, 120-81)

**Scored 120 or More Points (SEC Game):** 120 vs. Vanderbilt, 2/7/96 (W, 120-81)

**Scored 130 or More Points:** 143 vs. Georgia, 2/27/56 (W, 143-66)

**Scored 140 or More Points:** 143 vs. Georgia, 2/27/56 (W, 143-66)

**Scored 150 or More Points:** Never

**Scored Less than 50 Points:** 48 vs. Vanderbilt, 3/15/13 (L, 64-48)

**Allowed 90 or More Points:** 90 by Indiana, 3/23/12 (W, 102-90)

**Allowed 90 or More Points (SEC Game):** 90 by Georgia, 3/4/09 (L, 90-85)

**Allowed 100 or More Points:** 111 by VMI, 11/14/08 (L, 111-103)

**Allowed 100 or More Points (SEC Game):** 101 by Arkansas, 2/10/93 (L, 101-94)

**Allowed Less Than 50 Points:** 39 vs. West Virginia, 3/26/15 (W, 78-39)

**Allowed Less Than 50 Points (SEC):** 43 vs. South Carolina, 2/14/15 (W, 66-48)

**Shot 70% from the field:** .722 vs. Mississippi St., 2/15/86

**Shot 65% from the field:** .677 vs. LIU Brooklyn, 11/23/12

**Shot 30% or less from the field:** .281 at Texas A&M (1/10/15)

**Allowed 50% shooting:** .529 vs. Mississippi State, 1/12/16

**Allowed 60% shooting:** .640 by Florida, 3/4/07

**Allowed 20% or less shooting:** .197 by Montana State, 11/23/14 (12-61)

**Allowed 30% or less shooting:** .241 by West Virginia, 3/26/15 (13-54)

**Held opponent to zero 3-pointers:** at Auburn, 1/19/13 (0-15)

**Shot 90% or Better from Free Throw Line:** 90.0 (9-10) vs. Wisconsin (4/4/15)

**Shot 100% from Free Throw Line:** 11-11 vs. Florida, 2/7/12

**Shot 50% or Less from Free Throw Line:** .500 vs. Ole Miss, 1/2/15 (10-20)

**Attempted 40 FT:** vs. Illinois State (46), 11/30/15

**Attempted five or less FT:** vs. South Carolina (4) 1/21/06

**Made 30 FT:** 30 vs. Auburn, 3/14/15 (30-35)

**Hit 10 3-pointers:** 11 vs. Louisville, 12/26/15 (11-23)

**Hit 11 3-pointers:** 11 vs. Louisville, 12/26/15 (11-23)

**Hit 12 3-pointers:** 12 vs. UCLA, 12/20/14 (12-26)

**Hit 13 3-pointers:** 15 vs. Georgia, 3/1/12 (15-27)

**Hit 14 3-pointers:** 15 vs. Georgia, 3/1/12 (15-27)

**Hit 15 3-pointers:** 15 vs. Georgia, 3/1/12 (15-27)

**Hit 16 3-pointers:** 16 vs. UNC-Asheville, 12/23/96 (16-33)

**Hit 17 3-pointers:** 20 vs. LSU, 3/4/95 (20-35)

**Hit 18 3-pointers:** 20 vs. LSU, 3/4/95 (20-35)

**Hit 19 3-pointers:** 20 vs. LSU, 3/4/95 (20-35)

**Hit 20 3-pointers:** 20 vs. LSU, 3/4/95 (20-35)

**Hit 21 3-pointers:** 21 vs. North Carolina, 12/27/89 (21-48)

**Hit 22 3-pointers:** Never

**Scored 100 Points in Two Consecutive Games:** 3/25/93-3/27/93

**Scored 100 Points in Three Consecutive Games:** 12/16/77-12/23/77

**Scored 100 Points in Consecutive SEC Games:** 2/27/56-3/3/56

**Won game by 50 points or more:** 58 vs. Montana State (W, 86-28) 11/23/14

**Won game by 60 points or more:** 62 vs. Vanderbilt (W, 106-44) 3/5/03

**Won game by 70 points or more:** 74 vs. Tennessee-Martin (W, 124-50) 11/26/94

**Lost game by 30 points or more:** 30 at Tennessee (L, 88-58) 2/16/13

**Lost game by 40 points or more:** 41 at Vanderbilt (L, 93-52) 2/12/08

**Lost game by 50 points or more:** 55 at Kansas (L, 150-95) 12/9/89

**Lost game by 60 points or more:** 70 vs. Central (L, 87-17) 1/28/1910

**Lost game by 70 points or more:** 70 vs. Central (L, 87-17) 1/28/1910

**Game decided by one point:** vs. Wisconsin, 4/5/14 (W, 74-73)

**Game decided by two points:** vs. Louisville, 12/26/15 (W, 75-73)

**Game decided by three points:** vs. Ole Miss, 1/6/15 (W, 89-86)

**Two consecutive games decided by one point:** vs. North Carolina (W, 73-72) 12/3/11 and at Indiana (L, 73-72) 12/10/11

**Three consecutive games decided by one point:** Never

**Two consecutive games decided by two points:** at Ole Miss (L, 71-69) 2/1/11 and Florida (L, 70-68) 2/5/11

**Came back from 18-point deficit for win:** W, 72-70 vs. Miami Univ. (11/16/09); Trailed 36-18 (7:04 in 1st)

**Came back from 19-point deficit for win:** W, 80-77 vs. Florida (3/2/94); Trailed 33-14 (7:00 in 1st)

**Came back from 20-point deficit for win:** W, 99-95 at LSU (2/15/94); Trailed 68-37 (15:34 in 2nd)

**Came back from 30-point deficit for win:** W, 99-95 at LSU (2/15/94); Trailed 68-37 (15:34 in 2nd)

**Came back from 31-point deficit for win:** W, 99-95 at LSU (2/15/94); Trailed 68-37 (15:34 in 2nd)

**Pulled down 50 rebounds:** 50 (18-32) vs. Eastern Kentucky, 12/9/15

**Pulled down 55 rebounds:** 56 (17-39) vs. Robert Morris, 11/17/13

**Pulled down 60 rebounds:** 62 (19-43) vs. Morehead State, 12/16/96

**Played an Overtime Game:** at Texas A&M, 1/10/15 (W, 70-64 2ot)

**Won an Overtime Game:** at Texas A&M, 1/10/15 (W, 70-64 2ot)

**Played an SEC Overtime Game:** at Texas A&M, 1/10/15 (W, 70-64 2ot)

**Won an SEC Overtime Game:** at Texas A&M, 1/10/15 (W, 70-64 2ot)

**Lost an Overtime Game:** vs. Arkansas, 2/27/14 (L, 71-67)

**Lost an SEC Overtime Game:** vs. Arkansas, 2/27/14 (L, 71-67)

**Played Two Overtimes:** at Texas A&M, 1/10/15 (W, 70-64 2ot)

**Played Three Overtimes:** vs. Temple 12/7/57 (W, 85-83)

**Played Four Overtimes:** Never played four overtime game

**Played consecutive games that went to overtime:** 1/6/15 vs. Ole Miss (W, 89-86) and 1/10/15 at Texas A&M (70-64)

# RUPP ARENA

## Rupp Arena

### Year-by-Year Records

Season	W-L	Pct.	Start
2015-16	10-0	1.000	10-0
2014-15	19-0	1.000	19-0
2013-14	16-2	.889	14-0
2012-13	16-2	.889	3-0
2011-12	18-0	1.000	18-0
2010-11	15-0	1.000	15-0
2009-10	18-0	1.000	18-0
2008-09	12-6	.667	3-0
2007-08	14-4	.778	1-0
2006-07	14-2	.875	10-0
2005-06	10-5	.667	4-0
2004-05	14-1	.933	7-0
2003-04	11-2	.846	3-0
2002-03	12-1	.923	1-0
2001-02	12-3	.800	0-1
2000-01	11-1	.917	0-1
1999-2000	14-0	1.000	14-0
1998-99	12-1	.923	6-0
1997-98	9-3	.750	4-0
1996-97	12-1	.923	12-0
1995-96	13-0	1.000	13-0
1994-95	12-1	.923	2-0
1993-94	13-1	.929	11-0
1992-93	16-0	1.000	16-0
1991-92	15-2	.882	1-0
1990-91	13-0	1.000	13-0
1989-90	13-2	.867	5-0
1988-89	8-6	.571	0-1
1987-88	14-2	.875	8-0
1986-87	13-2	.867	5-0
1985-86	18-0	1.000	18-0
1984-85	11-3	.786	1-0
1983-84	16-0	1.000	16-0
1982-83	14-1	.933	8-0
1981-82	15-1	.938	15-0
1980-81	15-0	1.000	15-0
1979-80	12-3	.800	6-0
1978-79	11-4	.733	3-0
1977-78	16-0	1.000	16-0
1976-77	12-2	.857	4-0
<b>Total</b>	<b>539-64</b>	<b>.894</b>	

### Where the Coaches Rank by Wins

Coach	Years	Total	Record
Joe B. Hall	1976-85	9	122-14
Tubby Smith	1997-2007	10	119-19
<b>John Calipari</b>	<b>2009-Pres.</b>	<b>7th</b>	<b>112-4</b>
Rick Pitino	1989-97	8	107-7
Eddie Sutton	1985-89	4	53-10
Billy Gillispie	2007-09	2	26-10

### Cats Rock at Rupp

UK has won 195 of its last 222 home games, including a 54-game winning streak in the venerable arena to begin the John Calipari era. All-time, the Wildcats are 539-64 (.894) in Rupp Arena.

Among the most notable marks of dominance in the nation's toughest venue to play include:

- The Wildcats are 286-40 (.877) in regular-season SEC games in the building
- Kentucky set a new program home record of 19 wins in 2014-15
- UK is currently on a 30-game winning streak at Rupp Arena, dating back to 2013-14
- The Wildcats have gone undefeated at home in four of John Calipari's six seasons.
- Overall, UK has posted a perfect mark in 12 of Rupp Arena's 39 seasons

### Calipari Owns Record in Rupp

With UK's 2011-12 season-opening victory over Marist, UK head coach John Calipari recorded his 34th consecutive win in Rupp Arena as UK's head coach. It broke former UK head coach Rick Pitino's longest streak of 33 games in the venue.

The winning streak reached as long as 54 games. Calipari didn't suffer his first loss in Rupp Arena until losing to Baylor in his fourth season. The 54-game run, however, was his longest career winning streak.

### Pack the House

Kentucky has led the nation in average home attendance in 17 of the last 20 seasons, including a Rupp Arena record of 24,110 in John Calipari's first season (2009-10) as head coach.

- Kentucky averaged 23,572 fans during the 2015-16 season, the most since 2011-12
- UK has averaged 23,000 or more fans in five of Calipari's six seasons

### The Top-Ranked Team at Home

Kentucky has lost just twice at home as the Associated Press top-ranked team in the history of the program and just once in Rupp Arena. Both losses came by just one point.

The Wildcats are 51-1 all-time as the AP No. 1 team in Rupp Arena since its opening in 1976. The lone loss was to Auburn, 53-52, on Jan. 9, 1988.

### Coach Cal in Rupp Arena

It's been downright difficult to beat the Wildcats at Rupp Arena during the John Calipari era. UK is 112-4 (.966) at Rupp Arena under Calipari.

- UK is 16-1 vs. ranked opponents in Rupp in the Calipari era
- The Wildcats are 96-3 vs. unranked teams in Rupp under Calipari
- UK is 62-1 at home vs. nonconference foes under Calipari. The only loss was against Baylor on Dec. 1, 2012
- Calipari notched his 100th career win at Rupp Arena as UK's coach with the Wildcats' 110-75 rout of Auburn on Feb. 21. It took Calipari just 104 games to reach the century mark at home, the fastest of any UK coach

### All-Time Attendance Records in Rupp

No.	Att.	Opponent	Date	Result
1	24,479	Louisville	1/20/10	W, 71-62
2	24,468	N. Carolina	12/5/09	W, 68-66
3	24,465	Florida	2/10/07	L, 64-61
4	24,459	Florida	2/4/03	W, 70-55
5	24,432	Louisville	12/17/05	W, 73-61
6	24,428	Florida	3/7/15	W, 67-50
7	24,425	Florida	2/15/14	L, 69-59
8	24,416	Arkansas	2/28/15	W, 84-67
<b>9</b>	<b>24,412</b>	<b>Louisville</b>	<b>12/26/15</b>	<b>W, 75-73</b>
10	24,411	LSU	2/28/09	L, 73-70

### Attendance Records in Rupp 2015-16

No.	Att.	Opponent	Date	Result
1	24,412	Louisville	12/26/15	W, 75-73
2	24,399	Ole Miss	1/2/16	W, 83-61
3	23,897	Mississippi St.	1/12/16	W, 80-74
4	23,665	Arizona State	12/12/15	W, 72-58
5	22,671	NJIT	11/14/15	W, 87-57

### Records vs. Most Faced Opponents in Rupp Arena Era (1976-Pres.)

Opponent	Times Played	Record	Cal Era
Florida	39	32-7	5-1
Tennessee	39	35-4	5-0
Vanderbilt	37	35-2	5-0
Georgia	37	33-4	5-0
Ole Miss	31	30-1	6-0
Alabama	29	24-5	4-0
LSU	29	24-5	3-0
Auburn	28	26-2	3-0
Miss. St.	28	26-2	4-0
S. Carolina	25	23-2	5-0
Louisville	18	14-4	4-0
Arkansas	14	11-3	3-1
E. Kentucky	10	10-0	2-0
Indiana	9	8-1	1-0
Morehead St.	8	8-0	2-0
N. Carolina	7	5-2	3-0
N. Dame	5	5-0	-
Tenn. Tech	5	5-0	-
Kansas	5	4-1	-

# HEAD COACH JOHN CALIPARI

## First-Ballot Hall of Famer

Kentucky men's basketball coach John Calipari joined basketball's fraternity of legends in September after being elected to the Naismith Memorial Basketball Hall of Fame on the first ballot.

Calipari joined an elite group of basketball players and coaches in the Naismith Hall of Fame, considered to be one of the ultimate honors in the sport.

Calipari and the Class of 2015, which included Dick Bevetta, Wildcat Louie Dampier, Lindsay Gaze, Tom Heinsohn, John Isaacs, Spencer Haywood, Lisa Leslie, Dikembe Mutombo, George Raveling and JoJo White, were enshrined during Hall of Fame festivities in Springfield, Mass., Sept. 10-11.

## Calipari Wins 200th Career Game at UK in Record Time

With a thrilling 75-73 victory over rival Louisville, John Calipari captured his 200th career win at Kentucky faster than any coach in UK history -- and nearly faster than anyone has ever done it at any other school.

Calipari reached the 200-win plateau in his 240th career game at Kentucky. Rick Pitino, previously the fastest to 200 wins at UK prior to Calipari, didn't capture his 200th Wildcat win until his 249th game. The legendary Adolph Rupp reached 200 during his 250th game.

Not only did Calipari reach the 200-win mark in record pace at Kentucky, he also nearly set the all-time Division I mark. With the win over U of L, he became the second-fastest Division I men's basketball coach to reach 200 victories at a single school, behind only LIU-Brooklyn's Clair Bee, who achieved the feat in 231 games.

Calipari is one of just 11 head coaches in Division I men's basketball history with at least 200 victories at two different schools and just the fifth coach at Kentucky to reach the 200-win plateau.

He's currently the only coach in NCAA history with at least 189 victories at three different schools.

Here's a look at some of the more impressive numbers in Calipari's journey to 200 wins:

- UK beat Florida more than anyone else during the first 200 wins, defeating the Gators 11 times
- Likewise, Kentucky beat Louisville (eight times) more than any other nonconference opponent
- Calipari defeated 89 different Division I schools (25.4 percent) of current Division I schools) during the run
- A total of 176 wins came with UK ranked in the AP Top 25, and 66 of them were while UK was No. 1

## UMass Retires Jersey in Calipari's Honor

As part of a 20th anniversary celebration of the UMass men's basketball 1995-96 Final Four team, the UMass Department of Athletics honored John Calipari on Dec. 16 prior to its game against New Orleans by raising a banner into the rafters at the Mullins Center.

Calipari's banner joined the retired jerseys of five all-time Minutemen: George "Trigger" Burkey, Marcus Camby, Julius "Dr. J" Erving, Lou Roe and Al Skinner.

- Calipari began his head coaching career at UMass where he turned the Minutemen into a national powerhouse from 1988-96
- In addition to the 1995-96's team's 35-2 record and the Final Four appearance, Calipari led the Minutemen to the 1991-92 NCAA Sweet 16, the 1992-93 and 1993-94 NCAA second round, and the 1994-95 NCAA Elite Eight. UMass won five straight Atlantic 10 titles during that span as well

## Nearly Unanimous

John Calipari collected nearly every major national coach of the year award after guiding the historic 2014-15 Wildcats to a perfect regular season and eventually a fourth Final Four appearance in five seasons. Among the awards Calipari won in 2014-15:

- Associated Press National Coach of the Year
- Naismith National Coach of the Year
- NABC National Coach of the Year
- The Sporting News National Coach of the Year

## AHEAD OF THE BARON OF THE BLUEGRASS

- Legendary coach Adolph Rupp won 876 career games while he was the coach of UK. He also led Kentucky to five NCAA titles during his 41-year tenure.
- John Calipari is ahead of the pace with the legend as far as victories to begin his career at UK. Also, Calipari (.832) is ahead of Rupp (.822) in total UK career winning percentage.

Coach	Games	Record	Next Game (245th Game)
John Calipari	244	203-41	at Auburn (Jan. 16, 2016)
Adolph Rupp	244	195-49	def. Florida 42-36 (Feb. 26, 1942)
Rick Pitino	244	195-49	def. Florida 77-63 (Feb. 3, 1996)
Tubby Smith	244	192-52	def. Georgia State 77-59 (Nov. 26, 2004)
Joe B. Hall	244	184-60	def. Ohio State 70-64 (Dec. 3, 1980)

## UK VS. AP RANKED FOES

### In John Calipari Era (2009-Present)

### 43-15, 13-5 SEC

vs. No. 16 Louisville	Dec. 27, 2015	W, 75-73
vs. No. 5 Duke (Chicago)	Nov. 17, 2015	W, 74-63
vs. No. 3 Wisconsin (NCAA)	April 4, 2015	L, 71-64
vs. No. 8 Notre Dame (NCAA)	March 28, 2015	W, 68-66
vs. No. 20 W. Virginia (NCAA)	March 26, 2015	W, 78-39
vs. No. 18 Arkansas (SECT)	March 15, 2015	W, 78-63
vs. No. 18 Arkansas	Feb. 28, 2015	W, 63-67
at No. 4 Louisville	Dec. 27, 2014	W, 58-50
vs. No. 21 North Carolina	Dec. 13, 2014	W, 84-70
vs. No. 6 Texas	Dec. 5, 2014	W, 63-51
vs. No. 5 Kansas (Indianapolis)	Nov. 18, 2014	W, 72-40
vs. No. 18 UConn (NCAA)	April 7, 2014	L, 60-54
vs. No. 12 Wisconsin (NCAA)	April 5, 2014	W, 74-73
vs. No. 7 Michigan (NCAA)	March 30, 2014	W, 75-72
vs. No. 5 Louisville (NCAA)	March 28, 2014	W, 74-69
vs. No. 2 Wichita St. (NCAA)	March 23, 2014	W, 78-76
vs. No. 1 Florida (Atlanta)	March 16, 2014	L, 61-60
at No. 1 Florida	March 8, 2014	L, 84-65
vs. No. 3 Florida	Feb. 15, 2014	L, 69-59
vs. No. 4 Louisville	Dec. 28, 2013	W, 73-66
at No. 18 North Carolina	Dec. 14, 2013	L, 82-77
vs. No. 20 Baylor (Dallas)	Dec. 6, 2013	L, 67-62
vs. No. 2 Michigan St. (Chicago)	Nov. 12, 2013	L, 78-74
vs. No. 11 Florida	March 9, 2013	W, 61-57
at No. 7 Florida	Feb. 12, 2013	L, 69-52
at No. 16 Ole Miss	Jan. 29, 2013	W, 87-74
at No. 4 Louisville	Dec. 29, 2012	L, 80-77
vs. No. 9 Duke (Atlanta)	Nov. 13, 2012	L, 75-68
vs. No. 6 Kansas (NCAA)	April 2, 2012	W, 67-59
vs. No. 17 Louisville (NCAA)	March 31, 2012	W, 69-61
vs. No. 9 Baylor (NCAA)	March 25, 2012	W, 82-70
vs. No. 16 Indiana (NCAA)	March 23, 2012	W, 87-71
vs. No. 22 Florida	March 10, 2012	W, 74-71
at No. 16 Florida	March 4, 2012	W, 74-59
vs. No. 8 Florida	Feb. 7, 2012	W, 78-58
vs. No. 4 Louisville	Dec. 31, 2011	W, 69-62
vs. No. 5 North Carolina	Dec. 3, 2011	W, 73-72
vs. No. 12 Kansas (New York)	Nov. 15, 2011	W, 75-65
vs. No. 9 UConn (NCAA)	April 2, 2011	L, 56-55
vs. No. 7 N. Carolina (NCAA)	March 27, 2011	W, 76-69
vs. No. 1 Ohio State (NCAA)	March 25, 2011	W, 62-60
vs. No. 22 W. Virginia (NCAA)	March 19, 2011	W, 71-63
vs. No. 12 Florida (Atlanta)	March 13, 2011	W, 70-54
vs. No. 21 Vanderbilt	March 1, 2011	W, 68-66
vs. No. 13 Florida	Feb. 26, 2011	W, 76-68
at No. 21 Vanderbilt	Feb. 12, 2011	L, 81-77
at No. 22 Louisville	Dec. 31, 2010	W, 78-63
vs. No. 23 N. Dame (Louisville)	Dec. 8, 2010	W, 72-58
vs. No. 13 Washington (Maui)	Nov. 23, 2010	W, 74-67
vs. No. 6 W. Virginia (NCAA)	March 27, 2010	L, 73-66
vs. No. 15 Tennessee (Nashville)	March 13, 2010	W, 74-45
at No. 19 Tennessee	Feb. 27, 2010	L, 74-65
at No. 17 Vanderbilt	Feb. 20, 2010	W, 58-56
vs. No. 12 Tennessee	Feb. 13, 2010	W, 73-62
vs. No. 25 Ole Miss	Feb. 2, 2010	W, 85-75
vs. No. 21 Vanderbilt	Jan. 30, 2010	W, 85-72
vs. No. 14 UConn (New York)	Dec. 9, 2009	W, 64-61
vs. No. 10 North Carolina	Dec. 5, 2009	W, 68-66

### Calipari's Record at UK vs:

vs. No. 1	1-2
vs. Top 3	2-5
vs. Top 5	9-6
vs. Top 10	17-10
vs. Top 15	26-10
vs. Top 20	34-14
vs. Top 25	43-15

Home	16-1
Away	5-6
Neutral	22-8
SEC Tourney	3-1
NCAA Tourney	13-4

## HEAD COACH JOHN CALIPARI

### TRACKING UK HEAD COACHES

Coach	First 50 Games	Pct.
Calipari	45-5	.900
Smith	45-5	.900
Rupp	43-7	.860
Sutton	41-9	.820
Hall	32-18	.640
Pitino	31-19	.620

Coach	First 100 Games	Pct.
Rupp	89-11	.890
Calipari	87-13	.870
Smith	80-20	.800
Sutton	77-23	.770
Pitino	73-27	.730
Hall	67-33	.670

Coach	First 150 Games	Pct.
Rupp	129-21	.860
Calipari	124-26	.827
Smith	116-34	.773
Pitino	114-36	.760
Hall	110-40	.733

Coach	First 200 Games	Pct.
Rupp	163-37	.815
Calipari	163-37	.815
Pitino	156-44	.780
Smith	156-44	.780
Hall	149-51	.745

- Adolph Rupp National Coach of the Year
- SEC Coach of the Year
- 2015 USBWA District IV Coach of the Year

### 600 On-Court Victories

With a win over No. 5 Kansas on Nov. 18, 2014, John Calipari claimed his 600th on-court victory as a Division I head coach. He became the 13th active Division I coach to achieve the feat.

### Calipari at No. 1

John Calipari is one of just two coaches (Frank McGuire) to lead three programs to a No. 1 ranking. With UK's No. 1 ranking this season, Calipari has guided five of his last seven and six of his last nine teams to the No. 1 ranking (and the eighth time he's done it overall).

When Coach Cal's teams have been at the top, they're been difficult to knock off:

- Calipari is 107-11 (.907) as the top-ranked Associated Press coach in the country
- He's 66-6 (.917) when his team is at the top of the AP Top 25 as UK's head coach
- Calipari tallied a 32-4 mark at UMass when the Minutemen were No. 1 and he was 9-1 at Memphis when he had the Tigers at the pinnacle of the rankings
- Calipari (107) trails only Duke's Mike Krzyzewski (189) in active coaches with victories as the No. 1 head coach

### Big-Game Cal

John Calipari's teams aren't just good against the best teams in the country, they're great. Not only does Kentucky have a 43-15 record vs. Associated Press Top 25 teams, UK is 5-2 when both teams are ranked in the AP top five under Calipari.

All-time, Calipari is 11-6 in AP top-five matchups. According to the SEC Network, only four coaches have won more such games.

When both teams are ranked in the AP Top 25, Calipari's all-time record is 66-40, including a 36-12 mark at Kentucky. In AP top-10 matchups he's got a 22-11 mark, including 11-4 at UK.

### There's No Place Like Home

Since the 2000 season, John Calipari-coached teams have posted a 265-22 (.923) record at home through Jan. 12, 2016. At UK, Coach Cal is 112-4 (.966) at Rupp Arena.

In four of Calipari's six full seasons at Kentucky, the Wildcats have posted an undefeated record at home, including a school-record 19-0 mark during the 2014-15 season.

Calipari's 54-game winning streak at Rupp Arena to begin his UK coaching career was the longest winning streak since the arena opening in 1976. His current 30-game winning streak is currently third.

## CALIPARI AT NO. 1

### Record as Associated Press Top-Ranked Coach Since 2009-10

Coach	Schools	Records
1. John Calipari	Kentucky	66-6
2. Bill Self	Kansas	28-5
3. Mike Krzyzewski	Duke	24-4
4. Jim Boeheim	Syracuse	15-4
5. Tom Crean	Indiana	14-3
6. Thad Matta	Ohio State	13-2
7. Sean Miller	Arizona	12-1
8. Billy Donovan	Florida	11-1
9. Tom Izzo	Michigan State	9-2
10. Roy Williams	North Carolina	8-2

### Record as Associated Press Top-Ranked Coach (Active)

Coach	Schools	Records
1. Mike Krzyzewski	Duke	189-28
2. John Calipari	UK, Memphis, UMass	107-11
3. Roy Williams	UNC, Kansas	95-18
4. Bruce Weber	Illinois	30-2
5. Bill Self	Kansas	30-6
6. Jim Boeheim	Syracuse	24-5
7. Thad Matta	Ohio State	22-3
8. Bob Huggins	Cincinnati	20-4
9. Tom Crean	Indiana	14-3
10. Sean Miller	Arizona	12-1

\*totals through Jan. 12

	Coach	Streak (Yrs)
1.	<b>John Calipari</b>	<b>54 (2010-13)</b>
2.	Rick Pitino	33 (1992-94)
3.	<b>John Calipari</b>	<b>30 (2014-16)</b>
	Joe B. Hall	30 (1981-82)
5.	Rick Pitino	27 (1995-97)

### Life on the Road Isn't So Bad Either

As good as John Calipari's team's have been at home, they're nearly as good in hostile environments on the road. Dating back to the 2005-06 season, Calipari has recorded a 77-29 (.726) record on the road.

### Calipari Unrivaled in Conference

John Calipari has won 13 league championships (including the 2010, 2012 and 2015 SEC championships) six more than the next-closest coach in the SEC (Ben Howland has seven conference titles). Calipari also has 12 conference tournament titles, seven more than his closest competitor (Howland).

He's tallied a 293-87 (.771) all-time record within conference play as a head coach and owns an 85-21 (.802) record since joining the SEC.

### Calipari's Undefeated Conference Teams

John Calipari is believed to be one of three coaches, along with Frank McGuire and Jerry Tarkanian, to lead multiple teams to an unblemished mark in multiple Division I conferences. Calipari did so at Memphis in Conference USA and Kentucky in the SEC.

- McGuire led St. John's in the Metro New York ('51, '52), North Carolina in the ACC ('57) and South Carolina in the ACC ('70) to undefeated marks
- Jerry Tarkanian guided Long Beach State in the Pacific Coast Athletics Association ('70, '71) and UNLV in the Big West ('87, '91, '92) to perfect conference seasons

# HEAD COACH JOHN CALIPARI

## 30 is the new 20

John Calipari has 21 consecutive seasons of 20 or more on-court wins as a collegiate head coach. He leads all active coaches with that streak, ahead of Mike Krzyzewski of Duke (19), Jim Boeheim (17) and Bill Self (17).

More impressive, Calipari has nine seasons with 30 or more on-court wins. Only Mike Krzyzewski (13) and Roy Williams (10) have more.

Calipari is the first coach in NCAA Division I history to record five straight on-court 30-win seasons, notching 30 straight in consecutive seasons from 2005-06 to 2009-10.

## The Success Rate

John Calipari has graduated 100 percent of the players (14 of 14) who have been eligible to receive their diploma by the end of their senior years and exhausted their athletic eligibility. Of that group, Patrick Patterson, Jarrod Polson and Alex Poythress completed their degrees in three years.

In the NCAA's APR, which measures eligibility, retention and graduation, UK has posted a single-year Academic Progress Rate of 979 or higher in every season under Calipari, including a perfect 1,000 in the last two reports. Kentucky's four-year composite score in the most recent report, which was released in May, was a 995, earning the team an NCAA academic award for finishing in the top 10 percent of Division I men's basketball programs.

Under Calipari, the team has also posted a 3.0 grade-point average or better in seven of the last 10 semesters.

## Double-Digit Win Streaks

Kentucky's 38-game winning streak in 2014-15 was historic, but it wasn't completely out of the norm for John Calipari. It was the 17th streak of Calipari's career where his teams have won 10 or more consecutive games during the season, the sixth where they have won 20 or more, the fifth where they have won 25 or more, the first where they have won 30 or more, and the first with 35 or more. Here's a list of all of them:

1. 38 Kentucky, 2014-15
2. 27 Memphis, 2008-09
3. 26 Memphis, 2007-08
- 26 UMass, 1995-96
5. 25 Memphis, 2006-07
6. 24 Kentucky, 2011-12
7. 19 Kentucky, 2009-10
8. 16 UMass, 1994-95
9. 15 Memphis, 2005-06
10. 14 UMass, 1991-92

## CALIPARI KNOWS DEFENSE

John Calipari's 2014-15 Kentucky Wildcat team was heralded as one of the best defensive teams ever. However, defense has always been a staple of Calipari-coached teams. Dating back to complete NCAA records beginning in 2001-02, Calipari's teams have been among national leaders in several critical defensive categories (rankings through Jan. 12).

Year	FG % Def.	Rebound Margin	Scoring Margin	Blocks
2001-02 (UM)	13th (39.5)	11th (+6.6)	15th (+11.2)	54th (4.4)
2002-03 (UM)	28th (40.6)	44th (+4.1)	32nd (+8.0)	26th (5.1)
2003-04 (UM)	34th (40.5)	58th (+3.4)	48th (+7.1)	20th (5.0)
2004-05 (UM)	<b>4th (38.4)</b>	75th (+2.9)	62nd (+5.9)	13th (5.4)
2005-06 (UM)	<b>2nd (38.0)</b>	<b>9th (+6.7)</b>	<b>5th (+14.6)</b>	<b>8th (6.4)</b>
2006-07 (UM)	12th (39.0)	28th (+5.3)	<b>5th (+5.8)</b>	12th (5.9)
2007-08 (UM)	12th (39.1)	16th (+6.2)	<b>2nd (+18.0)</b>	<b>8th (6.1)</b>
2008-09 (UM)	<b>1st (37.1)</b>	19th (+6.1)	<b>2nd (+16.3)</b>	<b>7th (6.0)</b>
2009-10 (UK)	<b>3rd (37.8)</b>	<b>4th (+8.1)</b>	<b>6th (+14.3)</b>	<b>4th (7.2)</b>
2010-11 (UK)	15th (39.4)	60th (+3.6)	13th (+11.4)	<b>3rd (6.3)</b>
2011-12 (UK)	<b>1st (37.4)</b>	12th (+6.8)	<b>1st (+16.8)</b>	<b>1st (8.6)</b>
2012-13 (UK)	30th (39.2)	48th (+4.3)	48th (+8.2)	<b>3rd (6.6)</b>
2013-14 (UK)	59th (41.1)	<b>2nd (+9.4)</b>	43rd (+8.2)	13th (5.9)
2014-15 (UK)	<b>1st (35.4)</b>	15th (+6.8)	<b>1st (+20.1)</b>	<b>2nd (6.9)</b>
2015-16 (UK)	100th (41.1)	28th (+7.3)	51st (+10.5)	29th (5.4)

## RECRUITING TRAIL

The Wildcats have signed more top-25 players over the past seven seasons than any other school under John Calipari's leadership. A quarter of all Rivals' top-10 prospects nationally over the past eight classes have signed with Coach Cal and the Cats.

PLAYER (YEAR)	ESPN	RIVALS	SCOUT
Edrice Adebayo ('16)	6	6	15
De'Aaron Fox ('16)	7	5	4
Wenyen Gabriel ('16)	23	17	10
Sacha Killeya-Jones ('16)	31	26	29
Malik Monk ('16)	5	6	6
Tai Wynyard ('16)	NR	NR	NR
Isaiah Briscoe ('15)	13	9	15
Isaac Humphries ('15)	49*	35*	50
Skal Labissiere ('15)	11	4	3
Charles Matthews ('15)	47	57	62
Jamal Murray ('15)	NA^	9	12
Devin Booker ('14)	18	30	31
Trey Lyles ('14)	7	8	8
Karl Towns ('14)	6	11	11
Tyler Ulis ('14)	33	33	29
Aaron Harrison ('13)	9	7	6
Andrew Harrison ('13)	5	5	5
Dominique Hawkins ('13)	NR	NR	NR
Dakari Johnson ('13)	7	9	17
Marcus Lee ('13)	25	19	24
Julius Randle ('13)	3	2	2
James Young ('13)	8	11	11
Derek Willis ('13)	NR	115	NR
Archie Goodwin ('12)	15	14	14
Willie Cauley-Stein ('12)	40	40	48
Julius Mays ('12)	NA#	NA#	NA#
Nerlens Noel ('12)	1	2	1
Alex Poythress ('12)	13	8	7
Twany Beckham ('11)	NA#	NA#	NA#
Anthony Davis ('11)	1	2	1
Ryan Harrow ('11)	NA#	NA#	NA#
Michael Kidd-Gilchrist ('11)	4	3	6
Marquis Teague ('11)	8	5	8
Kyle Wiltjer ('11)	19	22	24
Terrence Jones ('10)	9	13	8
Enes Kanter ('10)	25	3	3
Brandon Knight ('10)	4	6	6
Doron Lamb ('10)	29	21	28
Jarrod Polson ('10)	NA@	NA@	NA@
Stacey Poole, Jr. ('10)	51	33	67
Eloy Vargas ('10)	NA	NA	NA
Eric Bledsoe ('09)	NR	23	37
DeMarcus Cousins ('09)	4	2	3
Darnell Dodson ('09)	NA#	NA#	NA#
Jon Hood ('09)	92	40	46
Daniel Orton ('09)	13	22	17
John Wall ('09)	5	1	2
<b>Top-10 Players</b>	<b>18</b>	<b>20</b>	<b>17</b>
<b>Top-15 Players</b>	<b>21</b>	<b>24</b>	<b>24</b>
<b>Top-25 Players</b>	<b>28</b>	<b>30</b>	<b>28</b>
<b>Top-50 Players</b>	<b>34</b>	<b>37</b>	<b>35</b>

\* - ranking according to the 2016 class

^ - reclassified after final rankings were released

# - transfer

@ - joined team as walk-on

# HEAD COACH JOHN CALIPARI

## UK HONORS UNDER CALIPARI

### National Player of the Year

John Wall (2010)	Adolph Rupp
Anthony Davis (2012)	Adolph Rupp, AP, BasketballTimes, Naismith, USBWA, Wooden Award

### National Freshman of the Year

John Wall (2010)	USBWA
Anthony Davis (2012)	USBWA

### All-America Honors

D. Cousins (2010)	AP - 1st, NABC - 2nd, USBWA - 2nd, SN - 2nd
John Wall (2010)	AP - 1st, NABC - 1st, USBWA - 1st, SN - 1st
Anthony Davis (2012)	AP - 1st, USBWA - 1st, NABC - 1st, SN - 1st
M. Kidd-Gilchrist (2012)	AP - 3rd, USBWA - 2nd, NABC - 3rd, SN - 2nd
Julius Randle (2014)	NABC - 3rd
W. Cauley-Stein (2015)	NABC - 1st, USBWA - 1st, SN - 1st
K. Towns (2015)	SN - 3rd

### SEC Player of the Year

John Wall	2010 (AP, Coaches)
Anthony Davis	2012 (AP, Coaches)

### SEC Defensive Player of the Year

Anthony Davis	2012 (Coaches)
Nerlens Noel	2013 (Coaches)
Willie Cauley-Stein	2015 (Coaches)

### SEC Freshman of the Year

DeMarcus Cousins	2010 (Coaches)
John Wall	2010 (AP)
Terrence Jones	2011 (Coaches/AP)
Anthony Davis	2012 (Coaches/AP)
Nerlens Noel	2013 (Coaches/AP)
Julius Randle	2014 (Coaches/AP)
Karl-Anthony Towns	2015 (Coaches/AP)

### SEC Sixth Man of the Year

Darius Miller	2012 (Coaches)
Kyle Wiltjer	2013 (Coaches)
Devin Booker	2015 (Coaches)

### All-SEC

D. Cousins (2010)	1st (Coaches/AP)
P. Patterson (2010)	1st (Coaches)/2nd (AP)
John Wall (2010)	1st (Coaches/AP)
Terrence Jones (2011)	1st (Coaches/AP)
Brandon Knight (2011)	1st (Coaches)/2nd (AP)
Anthony Davis (2012)	1st (Coaches/AP)
M. Kidd-Gilchrist (2012)	1st (Coaches/AP)
Terrence Jones (2012)	2nd (Coaches/AP)
Doron Lamb (2012)	2nd (Coaches)
Nerlens Noel (2013)	1st (Coaches/AP)
Julius Randle (2014)	1st (Coaches/AP)
James Young (2014)	2nd (Coaches)
Devin Booker (2015)	2nd (Coaches)
W. Cauley-Stein (2015)	1st (Coaches/AP)
Aaron Harrison (2015)	2nd (Coaches/AP)
K. Towns (2015)	1st (Coaches/AP)

### All-SEC Defensive Team

Patrick Patterson	2010
DeAndre Liggins	2011
Anthony Davis	2012
Michael Kidd-Gilchrist	2012
Nerlens Noel	2013
Willie Cauley-Stein	2013
Willie Cauley-Stein	2015

### Coaches' All-SEC Freshman Team

Eric Bledsoe	2010
DeMarcus Cousins	2010
John Wall	2010
Brandon Knight	2011
Terrence Jones	2011
Doron Lamb	2011
Anthony Davis	2012
Michael Kidd-Gilchrist	2012
Willie Cauley-Stein	2013
Archie Goodwin	2013
Nerlens Noel	2013
Alex Poythress	2013
Julius Randle	2014
James Young	2014
Devin Booker	2015
Trey Lyles	2015
Karl-Anthony Towns	2015
Tyler Ulis	2015

### NCAA Final Four Team

Anthony Davis (MVP)	2012
Michael Kidd-Gilchrist	2012
Doron Lamb	2012
Julius Randle	2014
James Young	2014

### NCAA Regional Tournament Honors

DeMarcus Cousins	2010
John Wall	2010
Josh Harrellson	2011
Brandon Knight (MVP)	2011
DeAndre Liggins	2011
M. Kidd Gilchrist (MVP)	2012
Anthony Davis	2012
Doron Lamb	2012
Aaron Harrison	2014
Marcus Lee	2014
Julius Randle (MVP)	2014
Willie Cauley-Stein	2015
Andrew Harrison	2015
K. Towns (MVP)	2015

- 12 Memphis, 2007-08
- 12 Memphis, 2002-03
- 12 UMass, 1992-93
- 11 Memphis, 2003-04
- 10 Memphis, 2001-02
- 10 UMass, 1993-94
- 10 Kentucky, 2010-11

## Developing Talent

John Calipari hasn't just signed the best talent in the country while he's been at Kentucky; he's been the best at developing that talent and getting it ready for the next level.

Of the 23 top-25 players Kentucky has signed prior to this season (according to Rivals), 19 were drafted and 16 were selected in the first round. Those draft numbers don't include Marcus Lee, Alex Poythress and Kyle Wiltjer, who are currently in college.

But that's only half the story. Calipari's players don't just make it to the pros; they're better prepared than anyone else. The proof is in the numbers.

Over the course of his career, Calipari's nearly 40 NBA pros have made approximately \$1.25 billion in NBA contracts alone, which doesn't include endorsement deals and overseas contracts.

## Calipari's Draft Picks

In 23 seasons as a head coach, John Calipari has coached 36 NBA Draft picks, including 25 first-round selections, with 14 of those going in the top 10. He's had four players draft No. 1 overall, twice as many as any other coach, and two or more players selected in eight consecutive NBA drafts, dating back to 2008 with Memphis.

PLAYER (SCHOOL)	ROUND	OVERALL	YEAR
Eric Bledsoe (UK)	First	18th	2010
Devin Booker (UK)	First	13th	2015
Antonio Burks (MEM)	Second	36th	2004
Marcus Camby (UMASS)	First	2nd	1996
Rodney Carney (MEM)	First	16th	2006
DeMarcus Cousins (UK)	First	5th	2010
Willie Cauley-Stein (UK)	First	6th	2015
Anthony Davis (UK)	First	1st	2012
Joey Dorsey (MEM)	Second	33rd	2008
Chris Douglas-Roberts (MEM)	Second	40th	2008
Robert Dozier (MEM)	Second	60th	2009
Tyreke Evans (MEM)	First	4th	2009
Archie Goodwin (UK)	First	29th	2013
Josh Harrellson (UK)	Second	45th	2011
Andrew Harrison (UK)	First	44th	2015
Dakari Johnson (UK)	First	48th	2015
Terrence Jones (UK)	First	18th	2012
Enes Kanter (UK)	First	3rd	2011
Michael Kidd-Gilchrist (UK)	First	2nd	2012
Brandon Knight (UK)	First	8th	2011
Doron Lamb (UK)	Second	42nd	2012
DeAndre Liggins (UK)	Second	53rd	2011
Trey Lyles (UK)	First	12th	2015
Darius Miller (UK)	Second	46th	2012
Nerlens Noel (UK)	First	6th	2013
Daniel Orton (UK)	First	29th	2010
Patrick Patterson (UK)	First	14th	2010
Julius Randle (UK)	First	7th	2014
Lou Roe (UMASS)	Second	30th	1995
Derrick Rose (MEM)	First	1st	2008
Marquis Teague (UK)	First	29th	2012
Karl-Anthony Towns (UK)	First	1st	2015
Dajuan Wagner (MEM)	First	6th	2002
John Wall (UK)	First	1st	2010
Shawne Williams (MEM)	First	17th	2006
James Young (UK)	First	17th	2014

## HEAD COACH JOHN CALIPARI



A “players-first” coach with a penchant for helping people reach their dreams, John Calipari, a Naismith Memorial Basketball Hall of Famer, has guided six teams to the Final Four, led one to a national championship and helped 38 players make it to the NBA during his 23-year college coaching career.

Calipari guided Kentucky to its eighth national championship and his first national title in 2012. In becoming only the second coach in NCAA history to lead three different schools to the Final Four, he has racked up over 600 victories, 16 NCAA Tournament appearances, six Final Fours and numerous national coach of the year honors.

In 2015, Coach Cal led college basketball’s first ever 38-0 team, and became one of just three coaches to make four Final Fours in a five-year span. At the end of the season, Calipari became the 96th coach to join the Naismith Memorial Basketball Hall of Fame.

While building a program out of obscurity at Massachusetts, laying the foundation at Memphis and restoring luster at the sport’s greatest program at Kentucky, he has totaled the second-most wins in NCAA history in the first 20 years of a college coaching career.

Quite honestly, though, Calipari’s on-court success overshadows a much more significant picture.

In his goal to lead a players-first program, he has helped 38 players realize their dreams and guide them to the NBA, including a record five first-round draft picks in 2010. Two years later, six Wildcats heard their names called at the 2012 draft, the most in the two-round draft era. UK, with Calipari’s help, would tie those six picks again in 2015, including a record-tying four lottery selections. His four No. 1 overall picks are twice as many as any other coach, and he’s had 25 players drafted during his six years at Kentucky, including 19 first-round picks.

Much like he did at UMass, where his players graduated at nearly 80 percent, Calipari has stressed academics. Fifteen of his last 18 seniors at Memphis earned their bachelor’s degrees, and all 14 players at UK who were eligible to graduate by the end of their senior years walked away with a diploma in hand, including three players who earned their degree in just three years. The Wildcats posted a 3.11 grade-point average for the 2014 fall semester, the seventh time in the last eight semesters they earned a 3.0 GPA or better.

His foundation, The Calipari Foundation, has raised millions of dollars to help the lives of those in need in the Commonwealth and across the country. In 2010, he used a telethon to raise more than \$1 million for victims of the devastating earthquake in Haiti, and he organized another one in 2012 for victims of Superstorm Sandy. A year after helping raise \$350,000 for charity during the inaugural UK alumni weekend, Calipari was the driving force behind the more than \$1 million that was donated to local and national organizations during the second annual alumni weekend, and then \$1.5 million in 2015.

Author of the New York Times Best Seller “Players First: Coaching from the Inside Out” and “Bounce Back: Overcoming Setbacks to Succeed in Business and in Life,” Calipari is a master of communication and maximizing talent. He lives by the motto that “it’s never a matter of how far you have fallen, but instead it’s about how high you bounce back.”

## BIOGRAPHICAL INFORMATION

**Date of Birth:** Feb. 10, 1959 | **Wife:** Ellen  
**Children:** Erin Sue, Megan Rae, Bradley Vincent

### Education

Clarion State (1982)

### Head Coaching Experience

University of Massachusetts (1989-96)

New Jersey Nets (NBA) (1997-99)

University of Memphis (2001-09)

**University of Kentucky (2010-present)**

## COACHING AWARDS

- 2015 Naismith Memorial Basketball Hall of Fame Inductee
- 2015 AP National Coach of the Year
- 2015 Naismith National Coach of the Year
- 2015 NABC National Coach of the Year
- 2015 The Sporting News National Coach of the Year
- 2015 Adolph Rupp National Coach of the Year
- 2015 SEC Coach of the Year (AP/Coaches)
- 2015 USBWA District IV Coach of the Year
- 2012 Nell & John Wooden Coach of the Year Leadership Award
- 2012 Naismith National Coach of the Year Finalist
- 2012 SEC Coach of the Year (AP/Coaches)
- 2010 Adolph Rupp National Coach of the Year
- 2010 Naismith National Coach of the Year Finalist
- 2010 SEC Coach of the Year (AP)
- 2010 *Sporting News* SEC Coach of the Year
- 2010 Yahoo! Sports SEC Coach of the Year
- 2010 USBWA District IV Coach of the Year
- 2009 NABC National Co-Coach of the Year
- 2009 *Sports Illustrated* National Coach of the Year
- 2009 Phelan National Coach of the Year
- 2009 Iba National Coach of the Year Finalist
- 2009 C-USA Coach of the Year
- 2008 Naismith National Coach of the Year
- 2008 C-USA Coach of the Year
- 2008 Iba National Coach of the Year Finalist
- 2008 Phelan National Coach of the Year Finalist
- 2007 Phelan National Coach of the Year Finalist
- 2007 USBWA District IV Coach of the Year
- 2007 *Basketball Times* South Region Coach of the Year
- 2006 C-USA Coach of the Year
- 2004 NABC District 7 Coach of the Year
- 1996 Naismith National Coach of the Year
- 1996 NABC National Coach of the Year
- 1996 *The Sporting News* National Coach of the Year
- 1996 Atlantic 10 Coach of the Year
- 1995 Naismith National Coach of the Year Finalist
- 1994 Naismith National Coach of the Year Finalist
- 1994 Atlantic 10 Coach of the Year
- 1993 USBWA District I Coach of the Year
- 1993 Atlantic 10 Coach of the Year
- 1992 Eastern Basketball Coach of the Year



# HEAD COACH JOHN CALIPARI

## CAL IN CONFERENCE

SEC COACHES	CONFERENCE CHAMPIONSHIPS	Tournament Championships	Conference Coach of the Year
Avery Johnson, Alabama	0	0	0
Mike Anderson, Arkansas	1	1	1
Bruce Pearl, Auburn	7	2	7
Michael White, Florida	3	0	2
Mark Fox, Georgia	4	0	3
<b>John Calipari, Kentucky</b>	<b>13</b>	<b>12</b>	<b>9</b>
Johnny Jones, LSU	1	2	0
Kim Anderson, Missouri	6	4	2
Andy Kennedy, Ole Miss	0	1	2
Ben Howland, Mississippi State	7	5	3
Frank Martin, South Carolina	0	0	1
Rick Barnes, Tennessee	3	1	5
Billy Kennedy, Texas A&M	4	2	3
Kevin Stallings, Vanderbilt	2	3	3
<b>TOTALS</b>	<b>51</b>	<b>33</b>	<b>41</b>

## CALIPARI VS. ALL OPPONENTS

Alabama ..... 9-3	George Mason ..... 1-0	Missouri ..... 5-2	Southern Cal ..... 3-0
Albany ..... 1-0	Georgetown ..... 2-1	Montana State ..... 1-0	Southern Miss ..... 15-4
Arizona ..... 1-1	George Washington ..... 8-9	Morehead State ..... 2-0	Southwest Texas St. .... 1-0
Arizona State ..... 0-1	Georgia ..... 9-2	Murray State ..... 1-0	St. Bonaventure ..... 17-1
Arkansas ..... 7-6	Georgia Tech ..... 1-1	Nevada ..... 1-0	St. John's ..... 1-0
Arkansas-Little Rock ..... 3-0	Gonzaga ..... 4-0	New Hampshire ..... 5-0	St. Joseph's ..... 15-5
Arkansas-Pine Bluff ..... 1-0	Grand Canyon ..... 1-0	NJIT ..... 1-0	St. Mary's ..... 1-0
Arkansas State ..... 4-0	Hampton ..... 1-0	New Mexico ..... 1-0	St. Peter's ..... 1-0
Auburn ..... 8-0	Hartford ..... 2-0	New Orleans ..... 1-0	Stanford ..... 3-2
Austin Peay ..... 6-1	Harvard ..... 1-0	North Carolina ..... 5-2	Syracuse ..... 3-2
Baylor ..... 1-2	Holy Cross ..... 4-1	North Carolina State ..... 1-0	TCU ..... 5-1
Belmont ..... 2-0	Houston ..... 17-3	North Texas ..... 1-0	Temple ..... 13-11
Boise State ..... 1-0	Howard ..... 1-0	Northeastern ..... 2-1	Tennessee ..... 12-5
Boston University ..... 7-1	Illinois ..... 1-1	Northern Kentucky ..... 1-0	Tennessee Martin ..... 4-0
Boston College ..... 2-0	Illinois State ..... 1-0	Northwestern State ..... 2-0	Tennessee Tech ..... 1-0
Bradley ..... 1-0	Indiana ..... 3-1	Notre Dame ..... 2-1	Texas ..... 2-2
Bucknell ..... 1-0	Iowa ..... 0-1	Oakland ..... 1-0	Texas A&M ..... 4-1
Buffalo ..... 2-0	Iowa State ..... 2-0	Ohio State ..... 1-2	Texas Arlington ..... 3-0
BYU ..... 1-0	Jackson State ..... 2-0	Oklahoma ..... 4-1	Towson State ..... 1-0
Cal State Northridge ..... 1-0	Kansas ..... 3-3	Oklahoma State ..... 0-2	Tulane ..... 15-0
Central Conn. St. .... 2-0	Kansas State ..... 2-0	Old Dominion ..... 2-0	Tulsa ..... 11-1
Charlotte ..... 2-3	Keene State ..... 1-0	Oral Roberts ..... 1-0	UAB ..... 14-3
Chattanooga ..... 2-0	Kentucky ..... 2-4	Oregon State ..... 1-0	UCF ..... 6-0
Christian Brothers ..... 2-0	Lafayette (Pa.) ..... 1-0	Pennsylvania ..... 3-0	UCLA ..... 3-2
Cincinnati ..... 6-7	Lamar ..... 4-0	Penn State ..... 4-4	UNC Asheville ..... 2-0
Cleveland State ..... 3-0	LaSalle ..... 3-0	Pepperdine ..... 1-0	UNC Greensboro ..... 1-0
Coastal Carolina ..... 1-0	LIU-Brooklyn ..... 1-0	Pittsburgh ..... 2-1	UNC Wilmington ..... 1-0
Colorado ..... 1-1	Lipscomb ..... 1-0	Portland ..... 3-0	USF ..... 9-1
Colorado State ..... 1-1	Long Beach State ..... 1-0	Princeton ..... 2-0	Utah ..... 1-1
Columbia ..... 1-0	Louisiana-Lafayette ..... 2-0	Providence ..... 3-1	UTEP ..... 6-0
Connecticut ..... 2-5	Louisiana Tech ..... 1-1	Purdue ..... 2-1	Vanderbilt ..... 10-3
Coppin State ..... 1-0	Louisville ..... 14-6	Radford ..... 1-0	Vermont ..... 2-0
Cornell ..... 1-0	LSU ..... 8-2	Rhode Island ..... 16-2	Villanova ..... 2-0
Dartmouth ..... 1-0	Loyola ..... 1-0	Rice ..... 4-0	Virginia ..... 0-1
Dayton ..... 1-0	Lowell ..... 2-1	Richmond ..... 1-0	Virginia Tech ..... 2-0
DePaul ..... 4-2	Manhattan ..... 2-0	Rider ..... 1-0	Wake Forest ..... 2-1
Detroit ..... 1-0	Marist ..... 2-0	Robert Morris ..... 2-1	Washington ..... 1-0
Drexel ..... 2-0	Marshall ..... 6-0	Rutgers ..... 11-4	Western Kentucky ..... 2-0
Duke ..... 1-2	Marquette ..... 3-1	Saint Louis ..... 4-3	West Virginia ..... 12-7
Duquesne ..... 11-4	Maryland ..... 5-3	Sam Houston State ..... 1-0	Wichita State ..... 1-0
East Carolina ..... 7-0	Massachusetts ..... 1-0	Samford ..... 3-0	Winthrop ..... 2-0
East Tennessee State ... 3-0	Memphis ..... 1-0	Santa Clara ..... 1-0	Wisconsin ..... 1-1
Eastern Kentucky ..... 3-0	Miami (Fla.) ..... 0-1	Savannah State ..... 1-0	Wisconsin-Milwaukee . . 1-0
Eastern Michigan ..... 2-0	Miami (Ohio) ..... 2-0	Seton Hall ..... 1-0	Wofford ..... 1-0
Fairfield ..... 1-0	Michigan ..... 1-0	Siena ..... 4-0	Wright State ..... 1-0
Florida ..... 12-5	Michigan State ..... 1-1	SMU ..... 8-0	Xavier ..... 2-2
Florida State ..... 1-1	Middle Tennessee ..... 3-0	South Carolina ..... 10-2	Yale ..... 1-0
Florida Tech ..... 0-1	Mississippi ..... 12-4	South Connecticut ..... 1-0	
Fordham ..... 5-0	Mississippi State ..... 9-0	South Florida ..... 1-0	
Furman ..... 1-0	Mississippi Valley St. .... 1-0	S. Louisiana ..... 1-0	

## NCAA DIVISION I ACTIVE WINNINGEST COACHES

(On-Court By Percentage - Min. 10 yrs. at Division I level)

NO.	COACH/TEAM	YRS.	PCT.
1.	Mark Few/Gonzaga	16	.810
2.	Roy Williams/UNC	27	.788
3.	<b>John Calipari/Kentucky</b>	<b>23</b>	<b>.781</b>
4.	Mike Krzyzewski/Duke	40	.767
5.	Bo Ryan/Wisconsin	31	.764

\*numbers going into the 2015-16 season

## SINCE 2005-06 ...

Since the 2005-06 season, John Calipari's on-court record ranks him as the winningest coach. Totals through Jan. 12.

COACH	RECORD
1. <b>John Calipari</b>	<b>340-56</b>
2. Bill Self	321-64
3. Mike Krzyzewski	312-66
4. Roy Williams	296-89
5. Mark Few	294-70

## MISCELLANEOUS ON-COURT RECORDS

Overall Record: .....648-181 (.782)  
 March/April Record: .....139-40 (.781)  
 NCAA Record: .....47-15 (.770)  
 Record in Conference Games: .....293-87 (.771)  
 Record in Conference Tournament: .....47-12 (.797)

- Calipari owns the most single-season wins with 38, tying his own record (Memphis in '08 and UK in '12) in 2016 with 38 wins
- Calipari is one of two coaches (Roy Williams) in NCAA Division I history to have 400 or more wins in the first 16 years as a head coach. Calipari had 416 wins in his first 16 years
- Calipari is the winningest coach in NCAA Division I history for a five-year span with 173 victories (2008-12)
- Calipari is the first coach in NCAA Division I history to record five straight on-court 30-win seasons. Memphis hit the 30-win plateau from 2006-09
- Calipari is one of only two coaches (Rick Pitino) to lead three different schools to a Final Four
- Calipari is one of only three coaches (John Wooden, Mike Krzyzewski) to go to four Final Fours in five seasons
- Calipari started with a 54-0 record in Rupp Arena as head coach of the Wildcats
- Calipari has 25 players that have been chosen in the NBA Draft (19 first-round picks) over the last six seasons
- Calipari has more wins (327) in a 10-year period (2006-15) than any other coach in college basketball history



# CALIPARI ERA SINGLE-GAME INDIVIDUAL RECORDS

## MOST POINTS

Pts.	Player vs. Opponent	Date
35	Terrence Jones vs. Auburn	1-11-11
<b>33</b>	<b>Jamal Murray vs. Ohio St.</b>	<b>12-19-15</b>
32	Doron Lamb vs. Winthrop	12-22-10
30	Brandon Knight vs. W. Va.	3-19-11
29	Eric Bledsoe vs. ETSU	3-18-10
29	Terrence Jones vs. Oklahoma	11-22-10
29	Julius Randle vs. Belmont	12-21-13
28	Anthony Davis vs. Vanderbilt	2-25-12
28	Archie Goodwin vs. Morehead St.	11-21-12
28	Aaron Harrison vs. Robert Morris	11-17-13
27	DeMarcus Cousins at S. Carolina	1-26-10
27	DeMarcus Cousins vs. S. Houston	11-19-09
27	Anthony Davis vs. Arkansas	1-17-12
27	Terrence Jones at LSU	1-28-12
27	Terrence Jones vs. Notre Dame	12-8-10
27	Julius Randle vs. Michigan St.	11-12-13
26	Aaron Harrison vs. Ole Miss	1-6-15
26	Andrew Harrison vs. Tennessee	1-18-14
26	Brandon Knight at Arkansas	2-23-11
<b>26</b>	<b>Skal Labissiere vs. Albany</b>	<b>11-14-15</b>
26	Doron Lamb vs. Samford	12-20-11
26	Doron Lamb vs. Penn State	11-19-11
26	Kyle Wiltjer at Ole Miss	1-29-13
26	James Young vs. Miss. St.	1-8-14
26	James Young vs. UT Arlington	11-19-13
<b>25</b>	<b>Alex Poythress at Alabama</b>	<b>1-9-16</b>
25	Eric Bledsoe at Florida	1-12-10
25	Terrence Jones at Vanderbilt	2-12-11
25	Terrence Jones vs. ETSU	11-12-10
25	Brandon Knight at Louisville	12-31-10
25	Julius Randle at Ole Miss	2-18-14
25	Karl Towns vs. Notre Dame	3-28-15
25	John Wall vs. UConn	12-9-09

**Active:** 33, Jamal Murray vs. Ohio St. (12-19-15)  
**SEC:** 35, Terrence Jones vs. Auburn (1-11-11)  
**Postseason:** 30, Brandon Knight vs. WVU (3-19-11)  
**SEC Tourney:** 23, John Wall vs. Alabama (3-12-10)  
**NCAA Tourney:** 30, Brandon Knight vs. WVU (3-19-11)  
**Rupp Arena:** 35, Terrence Jones vs. Auburn (1-11-11)  
**On the Road:** 27, Terrence Jones at LSU (1-28-12)  
**SEC Road:** 27, Terrence Jones at LSU (1-28-12)  
**Ranked Opp.:** 30, Brandon Knight vs. WVU (3-19-11)  
**Freshman:** 35, Terrence Jones vs. Auburn (1-11-11)  
**Sophomore:** 27, Terrence Jones at LSU (1-28-12)  
**Junior:** 24, Darius Miller vs. Florida (2-26-11)  
**Senior:** 25, Alex Poythress at Alabama (1-9-16)  
**Opener:** 25, Terrence Jones vs. ETSU (11-12-10)  
**SEC Opener:** 26, Aaron Harrison vs. Ole Miss (1-6-15)  
*\*\*In some cases, the most recent occurrence is listed*

## MOST POINTS IN AN SEC GAME

Pts.	Player vs. Opponent	Date
35	Terrence Jones vs. Auburn	1-11-11
28	Anthony Davis vs. Vanderbilt	2-25-12
27	DeMarcus Cousins at S. Carolina	1-26-10
27	Anthony Davis vs. Arkansas	1-17-12
27	Terrence Jones at LSU	1-28-12
26	Aaron Harrison vs. Ole Miss	1-6-15
26	Andrew Harrison vs. Tennessee	1-18-14
26	Brandon Knight at Arkansas	2-23-11
26	Kyle Wiltjer at Ole Miss	1-29-13
26	James Young vs. Miss. State	1-8-14
<b>25</b>	<b>Alex Poythress at Alabama</b>	<b>1-9-16</b>
25	Eric Bledsoe at Florida	1-12-10
25	Terrence Jones at Vanderbilt	2-12-11
25	Julius Randle at Ole Miss	2-18-14
25	Eric Bledsoe at Florida	1-12-10
25	Terrence Jones at Vanderbilt	2-12-11
25	Julius Randle at Ole Miss	2-18-14

## MOST POINTS IN A HALF

Pts.	Player vs. Opponent	Date
<b>27</b>	<b>Jamal Murray<sup>2</sup> vs. Ohio State</b>	<b>12-19-15</b>
23	Julius Randle <sup>2</sup> vs. Mich. State	11-12-13
22	Eric Bledsoe <sup>2</sup> vs. Morehead St.	11-13-09
22	Terrence Jones <sup>2</sup> vs. Auburn	1-11-11
20	DeMarcus Cousins <sup>2</sup> vs. Asheville	11-30-09
20	Terrence Jones <sup>2</sup> at Georgia	1-8-11
19	Archie Goodwin <sup>2</sup> at Louisville	12-29-12
19	Aaron Harrison <sup>1</sup> vs. R. Morris	11-17-13
19	John Wall <sup>2</sup> vs. UConn	12-9-09
18	DeMarcus Cousins <sup>1</sup> vs. Sam Houston	11-19-09
18	Anthony Davis <sup>2</sup> vs. Louisville	12-31-11
18	Anthony Davis <sup>1</sup> at S. Carolina	2-4-12

18	Josh Harrellson <sup>2</sup> at Louisville	12-31-10
18	Aaron Harrison <sup>2</sup> vs. Belmont	12-21-13
18	Aaron Harrison <sup>2</sup> at Florida	2-7-15
<b>18</b>	<b>Skal Labissiere<sup>1</sup> vs. Albany</b>	<b>11-14-15</b>
18	Kyle Wiltjer <sup>2</sup> vs. Loyola	12-22-11

<sup>1</sup> - First Half; <sup>2</sup> - Second Half

## MOST POINTS OFF THE BENCH

Pts.	Player vs. Opponent	Date
35	Terrence Jones vs. Auburn	1-11-11
32	Doron Lamb vs. Winthrop	12-22-10
26	Kyle Wiltjer at Ole Miss	1-29-13
24	Doron Lamb at North Carolina	12-4-10
24	Kyle Wiltjer vs. Loyola	12-22-11
23	Kyle Wiltjer vs. Lipscomb	12-15-12
20	Doron Lamb vs. ETSU	11-12-10
20	Doron Lamb at Ole Miss	2-1-11

## MOST 3-POINTERS MADE

3's	Player vs. Opponent	Date
8	Eric Bledsoe vs. ETSU	3-18-10
<b>7</b>	<b>Jamal Murray vs. Ohio St.</b>	<b>12-19-15</b>
7	Doron Lamb vs. Winthrop	12-22-10
7	Kyle Wiltjer vs. Lipscomb	12-15-12
7	Kyle Wiltjer vs. Lafayette	11-16-12

## MOST FREE THROWS

FTs	Player vs. Opponent	Date
13	Julius Randle vs. Belmont	12-21-13
13	Julius Randle at Ole Miss	2-18-14
12	Anthony Davis vs. Louisville	12-31-11
12	Archie Goodwin vs. Morehead St.	11-21-12
12	Archie Goodwin at Ole Miss	1-29-13
12	Dakari Johnson vs. UT Arlington	11-25-14

## MOST REBOUNDS

Rebs	Player vs. Opponent	Date
19	Michael Kidd-Gilchrist vs. Louisville	12-31-11
18	DeMarcus Cousins vs. S. Houston	11-19-09
18	DeMarcus Cousins vs. Louisville	1-2-10
18	Anthony Davis vs. Chattanooga	12-17-11
18	Patrick Patterson vs. Rider	11-21-09
17	Terrence Jones at Washington	11-23-10
17	Terrence Jones vs. N. Dame	12-8-10
16	Anthony Davis vs. Kansas	4-2-12
16	Anthony Davis vs. UALR	1-3-12
16	Nerlens Noel vs. Baylor	12-1-12
16	Julius Randle vs. UNC Asheville	11-8-13
16	Julius Randle vs. LSU	3-14-14
15	DeMarcus Cousins vs. Tennessee	3-13-10
15	Anthony Davis vs. St. John's	12-1-11
15	Terrence Jones vs. UConn	4-2-11
15	Julius Randle vs. R. Morris	11-17-13
15	Julius Randle vs. Cleveland St.	11-25-13
15	Julius Randle vs. LSU	2-22-14
15	Julius Randle at S. Carolina	3-1-14
15	Julius Randle vs. Kansas State	3-21-14

**Active:** 13, Alex Poythress vs. Eastern Kentucky, 12-9-15  
**SEC:** 15, Julius Randle vs. LSU, 2-22-14  
**Postseason:** 16, Julius Randle vs. LSU, 3-14-14  
**SEC Tourney:** 16, Julius Randle vs. LSU, 3-14-14  
**NCAA Tourney:** 16, Anthony Davis vs. Kanas, 4-2-12  
**Rupp Arena:** 19, Michael Kidd-Gilchrist vs. Louisville, 12-31-11  
**On the Road:** 17, Terrence Jones at Washington, 11-23-10  
**SEC Road:** 15, Julius Randle at S. Carolina, 3-1-14  
**Ranked Opp.:** 19, Michael Kidd-Gilchrist vs. Louisville, 12-31-11  
**Freshman:** 19, Michael Kidd-Gilchrist vs. Louisville, 12-31-11  
**Sophomore:** 13, Dakari Johnson vs. G. Canyon, 11-14-14  
**Junior:** 18, Patrick Patterson vs. Rider, 11-21-09  
**Senior:** 14, Josh Harrellson at Arkansas, 2-23-11  
**Opener:** 16, Julius Randle vs. UNC Ash., 11-8-13  
**SEC Opener:** 12, Willie Cauley-Stein vs. Ole Miss, 1-6-15)  
*\*\*In some cases, the most recent occurrence is listed*

## MOST OFFENSIVE REBOUNDS

Rebs	Player vs. Opponent	Date
9	Willie Cauley-Stein vs. Arkansas	2-27-14
9	DeMarcus Cousins vs. Ole Miss	2-2-10
9	Patrick Patterson vs. Rider	11-21-09
8	DeMarcus Cousins vs. S. Houston	11-19-09
8	DeMarcus Cousins vs. Vanderbilt	1-30-10
8	Dakari Johnson vs. G. Canyon	11-14-14
8	Patrick Patterson at Indiana	12-12-09

# CALIPARI ERA SINGLE-GAME INDIVIDUAL RECORDS

## MOST DEFENSIVE REBOUNDS

Rebs	Player vs. Opponent	Date
15	Terrence Jones vs. Notre Dame	12-8-10
14	DeMarcus Cousins vs. Louisville	1-2-10
13	Anthony Davis vs. Chattanooga	12-17-11
13	Anthony Davis vs. LSU	3-9-12
13	Michael Kidd-Gilchrist vs. Louisville	12-31-11
13	Terrence Jones vs. Washington	11-23-10
12	Anthony Davis vs. UALR	1-3-12
12	Anthony Davis vs. Louisville	3-31-12
12	Anthony Davis vs. Kansas	4-2-12
12	Julius Randle vs. Kansas State	3-21-14
12	Karl-Anthony Towns vs. Georgia	2-3-15

## MOST ASSISTS

Assts.	Player vs. Opponent	Date
16	John Wall vs. Hartford	12-29-09
14	John Wall vs. UNC Asheville	11-30-09
11	John Wall vs. Rider	11-21-09
11	John Wall vs. E. Tennessee St.	3-18-10
10	Julius Mays vs. Lafayette	11-16-12
10	Marquis Teague vs. Florida	2-7-12
<b>10</b>	<b>Tyler Ulis vs. Ole Miss</b>	<b>1-2-16</b>
9	Archie Goodwin vs. LIU-Brook.	11-23-12
9	Andrew Harrison vs. Georgia	3-15-14
9	Andrew Harrison vs. Auburn	2-21-15
9	Brandon Knight vs. S. Carolina	2-19-11
9	DeAndre Liggins vs. Winthrop	12-22-10
9	Marquis Teague vs. Arkansas	1-17-12
<b>9</b>	<b>Tyler Ulis at UCLA</b>	<b>12-3-15</b>
9	John Wall vs. Vanderbilt	1-30-10
9	John Wall vs. Tennessee	3-13-10
9	John Wall vs. Mississippi St.	3-14-10

**Active:** 10, Tyler Ulis vs. Ole Miss, 1-2-16  
**SEC:** 10, Tyler Ulis vs. Ole Miss, 1-2-16  
**Postseason:** 11, John Wall vs. E. Tennessee St., 3-18-10  
**SEC Tourney:** 9, Andrew Harrison vs. Georgia, 3-15-14  
**NCAA Tourney:** 11, John Wall vs. E. Tenn. St., 3-18-10  
**Rupp Arena:** 16, John Wall vs. Hartford, 12-29-09  
**On the Road:** 9, Tyler Ulis at UCLA, 12-3-15  
**SEC Road:** 8, Tyler Ulis at Alabama, 1-9-16  
**Ranked Opp.:** 8, Tyler Ulis vs. N. Carolina, 12-13-14  
**Freshman:** 16, John Wall vs. Hartford, 12-29-09  
**Sophomore:** 10, Tyler Ulis vs. Ole Miss, 1-2-16  
**Junior:** 9, DeAndre Liggins vs. Winthrop, 12-22-10  
**Senior:** 10, Julius Mays vs. Lafayette, 11-16-12  
**Opener:** 8, Jamal Murray, vs. Albany, 11-13-15  
**SEC Opener:** 10, Tyler Ulis vs. Ole Miss, 1-2-16

*\*\*In some cases, the most recent occurrence is listed*

## MOST POINTS-REBOUNDS-ASSISTS

P-R-A	Player vs. Opponent	Date
47 (27-17-3)	Terrence Jones vs. Notre Dame	12-8-10
45 (27-18-0)	DeMarcus Cousins vs. Sam Houston	11-19-09
45 (29-13-3)	Terrence Jones vs. Oklahoma	11-22-10
44 (24-19-1)	Michael Kidd-Gilchrist vs. Louisville	12-31-11
42 (35-8-0)	Terrence Jones vs. Auburn	1-11-11
41 (27-14-0)	Anthony Davis vs. Arkansas	1-17-12
41 (27-13-1)	Julius Randle vs. Michigan State	11-12-13
41 (26-10-5)	James Young vs. Mississippi State	1-8-14
40 (22-9-9)	Archie Goodwin vs. LIU-Brooklyn	11-23-12
40 (23-16-1)	Julius Randle vs. UNC Asheville	11-8-13
39 (27-12-0)	DeMarcus Cousins at South Carolina	1-26-10
39 (18-18-3)	DeMarcus Cousins vs. Louisville	1-2-10
39 (28-11-0)	Anthony Davis vs. Vanderbilt	2-25-12
39 (22-16-1)	Anthony Davis vs. UALR	1-3-12
39 (23-14-2)	Josh Harrellson at Louisville	12-31-10
39 (25-12-2)	Terrence Jones vs. ETSU	11-12-10
39 (26-8-5)	Brandon Knight at Arkansas	2-23-11
39 (29-10-0)	Julius Randle vs. Belmont	12-21-13
39 (22-14-3)	Julius Randle vs. Northern Ky.	11-10-13
38 (28-6-4)	Archie Goodwin vs. Morehead St.	11-21-12
38 (19-18-1)	Patrick Patterson vs. Rider	11-21-09
38 (25-13-0)	Julius Randle at Ole Miss	2-18-14
38 (21-6-11)	John Wall vs. Rider	11-21-09

## MOST MINUTES WITHOUT A TURNOVER

Mins.	Player vs. Opponent	Date
44	Darius Miller at Arkansas	2-23-11
41	Aaron Harrison vs. LSU	2-22-14
<b>40</b>	<b>Tyler Ulis vs. Duke</b>	<b>11-17-15</b>
40	Aaron Harrison vs. Ole Miss	1-6-15
40	Alex Poythress vs. Missouri	2-23-13
39	Anthony Davis vs. Alabama	1-21-12
39	Ryan Harrow at Louisville	12-29-12
39	Michael Kidd-Gilchrist vs. Louisville	12-31-11
39	Nerlens Noel vs. Texas A&M	1-12-13

## MOST BLOCKED SHOTS

Blks.	Player vs. Opponent	Date
12	Nerlens Noel at Ole Miss	1-29-13
9	Willie Cauley-Stein vs. Boise State	12-10-13
9	Willie Cauley-Stein vs. Providence	12-1-13
8	Anthony Davis at S. Carolina	2-4-12
8	Anthony Davis vs. St. John's	12-1-11
8	Nerlens Noel at Alabama	1-22-13
7	Willie Cauley-Stein vs. E. Michigan	11-27-13
7	Willie Cauley-Stein vs. Missouri	2-23-13
7	Anthony Davis vs. WKU	3-15-12
7	Anthony Davis at Vanderbilt	2-11-12
7	Anthony Davis vs. Tennessee	1-31-12
7	Anthony Davis vs. Arkansas	1-17-12
7	Anthony Davis vs. S. Carolina	1-7-12
7	Anthony Davis vs. Kansas	11-15-11
7	Nerlens Noel at Auburn	1-19-13
7	Nerlens Noel vs. Texas A&M	1-12-13
7	Nerlens Noel vs. Lipscomb	12-15-12
7	Nerlens Noel vs. Portland	12-8-12
7	Karl-Anthony Towns vs. Vanderbilt	1-20-15

**Active:** 5, Marcus Lee vs. Arizona State, 12-12-15  
**SEC:** 12, Nerlens Noel at Ole Miss, 1-29-13  
**Postseason:** 7, Anthony Davis vs. WKU, 3-15-12  
**SEC Tourney:** 6, Anthony Davis vs. LSU, 3-11-12  
**NCAA Tourney:** 7, Anthony Davis vs. WKU, 3-15-12  
**Rupp Arena:** 9, Willie Cauley-Stein vs. Boise St., 12-10-13  
**On the Road:** 12, Nerlens Noel at Ole Miss, 1-29-13  
**SEC Road:** 12, Nerlens Noel at Ole Miss, 1-29-13  
**Ranked Opp.:** 12, Nerlens Noel at Ole Miss, 1-29-13  
**Freshman:** 12, Nerlens Noel at Ole Miss, 1-29-13  
**Sophomore:** 9, Willie Cauley-Stein vs. Boise St., 12-10-13  
**Junior:** 5, Marcus Lee vs. Arizona State, 12-12-15  
**Senior:** 6, Josh Harrellson vs. Penn., 1-3-11  
**Opener:** 5, Anthony Davis vs. Marist, 11-11-11  
**SEC Opener:** 7, Anthony Davis vs. S. Carolina, 1-7-12

*\*\*In some cases, the most recent occurrence is listed*

## MOST STEALS

Stls.	Player vs. Opponent	Date
6	Willie Cauley-Stein vs. Georgia	1-25-14
6	Nerlens Noel vs. Baylor	12-1-12
6	John Wall vs. UConn	12-9-09
6	John Wall vs. UNC Asheville	11-30-09
<b>6</b>	<b>Tyler Ulis vs. Ole Miss</b>	<b>1-2-16</b>
5	Willie Cauley-Stein vs. Texas	12-5-14
5	Aaron Harrison vs. Arkansas	2-28-15
5	DeAndre Liggins vs. Tennessee	2-8-11
5	Darius Miller at Portland	11-19-10

**Active:** 6, Tyler Ulis vs. Ole Miss, 1-2-16  
**SEC:** 6, Tyler Ulis vs. Ole Miss, 1-2-16  
**Postseason:** 5, John Wall vs. Miss. State, 3-14-10  
**SEC Tourney:** 5, John Wall vs. Miss. State, 3-14-10  
**NCAA Tourney:** 4, Andrew Harrison vs. W. Virginia, 3-26-15  
**Rupp Arena:** 6, Tyler Ulis vs. Ole Miss, 1-2-16  
**On the Road:** 5, Darius Miller at Portland, 11-19-10  
**SEC Road:** 3, Andrew Harrison at Florida, 3-8-14  
**Ranked Opp.:** 5, Aaron Harrison vs. Arkansas, 2-28-15  
**Freshman:** 6, Nerlens Noel vs. Baylor, 12-1-12  
**Sophomore:** 6, Tyler Ulis vs. Ole Miss, 1-2-16  
**Junior:** 5, Willie Cauley-Stein vs. Texas, 12-5-14  
**Senior:** 4, Josh Harrellson vs. Princeton, 3-17-11  
**Opener:** 4, Aaron Harrison vs. UNC Asheville, 11-8-13  
**SEC Opener:** 6, Tyler Ulis vs. Ole Miss, 1-2-16

*\*\*In some cases, the most recent occurrence is listed*



## CALIPARI ERA LARGEST MARGINS

### VICTORY MARGINS

Margin (Score)	Opponent	Date
+58 (86-28)	Montana State	11/13/14
+52 (101-49)	Lafayette	11/16/12
+50 (108-58)	Marist	11/11/11
+49 (86-37)	Missoui	1/13/15
+48 (92-44)	UT Arlington	11/25/14
+48 (88-40)	Radford	11/23/11
+44 (88-44)	Drexel	12/21/09
+43 (104-61)	Hartford	12/29/09
+40 (85-45)	Grand Canyon	11/14/14
+39 (83-44)	vs. UCLA	12/20/14
+39 (78-39)	vs. W. Virginia	3/26/15

### IN RUPP ARENA

Margin (Score)	Opponent	Date
+58 (86-28)	Montana State	11/13/14
+52 (101-49)	Lafayette	11/16/12
+50 (108-58)	Marist	11/11/11
+49 (86-37)	Missoui	1/13/15
+48 (92-44)	UT Arlington	11/25/14
+48 (88-40)	Radford	11/23/11
+44 (88-44)	Drexel	12/21/09
+43 (104-61)	Hartford	12/29/09
+40 (85-45)	Grand Canyon	11/14/14
+38 (87-49)	Robert Morris	11/17/13
+38 (88-50)	Lipscomb	12/15/12
+38 (82-44)	LSU	1/15/11

### IN SEC PLAY

Margin (Score)	Opponent	Date
+49 (86-37)	Missoui	1/13/15
+38 (82-44)	LSU	1/15/11
+35 (110-75)	Auburn	2/21/15
+34 (77-43)	South Carolina	2/14/15
+34 (86-52)	at South Carolina	2/4/12
+31 (90-59)	South Carolina	2/19/11
+31 (101-70)	Arkansas	1/23/10
+30 (43-36)	Mississippi State	2/27/13
+30 (79-49)	Georgia	3/1/12
+26 (81-55)	at LSU	2/6/10

### ON THE ROAD

Margin (Score)	Opponent	Date
+34 (86-52)	at South Carolina	2/4/12
+31 (79-48)	at Portland	11/19/10
+26 (81-55)	at LSU	2/6/10
+24 (74-50)	at LSU	1/28/12
+22 (70-48)	at Alabama	1/17/15
+22 (75-53)	at Auburn	1/19/13
+18 (66-48)	at Tennessee	2/17/15
+18 (74-56)	at Mississippi State	2/25/15
+17 (90-73)	at Indiana	12/12/09

### NEUTRAL SITE

Margin (Score)	Opponent	Date
+39 (83-44)	vs. UCLA	12/20/14
+39 (78-39)	vs. W. Virginia	3/26/15
+38 (85-47)	vs. Penn State	11/19/11
+32 (72-40)	vs. Kansas	11/18/14
+30 (90-60)	vs. Wake Forest	3/20/10
+29 (74-45)	vs. Tennessee	3/13/10
+29 (100-71)	vs. ETSU	3/18/10
+24 (91-67)	vs. Auburn	3/14/15
+23 (79-56)	vs. Hampton	3/19/15
+22 (73-52)	vs. Little Rock	1/3/12

### ON THE ROAD IN THE SEC

Margin (Score)	Opponent	Date
+34 (86-52)	at South Carolina	2/4/12
+26 (81-55)	at LSU	2/6/10
+24 (74-50)	at LSU	1/28/12
+22 (75-53)	at Auburn	1/19/13
+22 (70-48)	at Alabama	1/17/15
+18 (66-48)	at Tennessee	2/17/15
+18 (74-56)	at Mississippi State	2/25/15
<b>+16 (77-61)</b>	<b>at Alabama</b>	<b>1/9/16</b>
+16 (69-53)	at Missouri	1/29/15
+15 (68-53)	at Auburn	1/11/12
+15 (74-59)	at Florida	3/4/12
+15 (58-43)	at South Carolina	1/24/15

### SEC TOURNAMENT

Margin (Score)	Opponent	Date
+29 (74-45)	vs. Tennessee	3/13/10
+24 (91-67)	vs. Auburn	3/14/15
+18 (85-67)	vs. LSU	3/14/14
+16 (70-54)	vs. Florida	3/13/11
+15 (64-49)	vs. Florida	3/13/15
+15 (78-63)	vs. Arkansas	3/15/15
+14 (72-58)	vs. Alabama	3/12/11
+12 (70-58)	vs. Georgia	3/15/14
+9 (60-51)	vs. LSU	3/9/12
+9 (75-66)	vs. Ole Miss	3/11/11

### NCAA TOURNAMENT

Margin (Score)	Opponent	Date
+39 (78-39)	vs. W. Virginia	3/26/15
+30 (90-60)	vs. Wake Forest	3/20/10
+29 (100-71)	vs. ETSU	3/18/10
+23 (79-56)	vs. Hampton	3/19/15
+17 (62-45)	vs. Cornell	3/25/10
+16 (87-71)	vs. Iowa State	3/17/12
+15 (81-66)	vs. WKU	3/15/12
+13 (64-51)	vs. Cincinnati	3/21/15
+12 (102-90)	vs. Indiana	3/23/12
+12 (82-70)	vs. Baylor	3/25/12

### KENTUCKY'S 100-POINT GAMES

Points (Score)	Opponent	Date
110 (110-75)	Auburn	2/21/15
108 (108-58)	Marist	11/11/11
105 (105-76)	UT Arlington	11/19/13
104 (104-61)	Hartford	12/29/09
104 (104-75)	LIU Brooklyn	11/23/12
102 (102-92)	Rider	11/21/09
102 (102-90)	Indiana	3/23/12
101 (101-70)	Arkansas	1/23/10
101 (101-49)	Lafayette	11/16/12
100 (100-71)	E. Tennessee St.	3/18/10

### YEAR BY YEAR 100-POINT SCORING GAMES

Year	No.
2010	4
2011	0
2012	2
2013	2
2014	1
2015	1
2016	0

# CALIPARI ERA SINGLE-GAME TEAM RECORDS

## MOST FIELD GOALS

FGs.	Opp.	Date
46	Marist	11/11/11
44	Auburn	2/21/15
42	LIU-Brooklyn	11/23/12
41	Hartford	12/29/09
40	Lafayette	11/16/12
38	Wake Forest	3/20/10
37	Arkansas	1/23/10
36	Sam Houston	11/19/09
36	vs. UNC Ashe.	11/30/09
36	at Florida	1/12/10

## FEWEST FIELD GOALS

FGs.	Opp.	Date
14	at S. Carolina	3/1/14
16	Alabama	3/4/14
17	Louisville	12/31/11
17	at Auburn	2/12/14
18	vs. LSU	3/9/12
18	vs. Vanderbilt	3/15/13
18	vs. Florida	3/16/14
18	vs. UConn	4/7/14
18	at Texas A&M	1/10/15
18	at S. Carolina	1/24/15

## MOST FIELD-GOAL ATTEMPTS

FGs.	Opp.	Date
77	Arkansas	1/23/10
76	Arkansas	2/27/14
75	Marist	11/11/11
73	at LSU	1/28/14
71	at Georgia	1/8/11
71	at Arkansas	2/23/11
71	Baylor	12/1/12
70	at Florida	1/12/10
70	LSU	1/15/11
70	Grand Canyon	11/14/14

## FEWEST FIELD-GOAL ATTEMPTS

FGs.	Opp.	Date
39	at S. Carolina	1/24/15
40	at R. Morris	3/19/13
41	Tennessee	1/31/12
41	Alabama	1/31/15
42	vs. Cleveland St.	11/24/09
42	vs. LSU	3/9/12
42	vs. Providence	12/1/13
42	Florida	2/15/14
43	at Auburn	1/16/10
43	at Arkansas	3/2/13

## MOST FREE THROWS

FTs.	Opp.	Date
35	vs. Indiana	3/23/12
33	at S. Carolina	3/1/14
32	Louisville	12/31/11
31	Indiana	12/11/10
31	Morehead St.	11/21/12
30	vs. Baylor	3/25/12
30	UNC Asheville	11/8/13
30	vs. Auburn	3/14/15
29	at N. Carolina	12/14/13
29	<b>Illinois State</b>	<b>11/30/15</b>

## FEWEST FREE THROWS

FTs.	Opp.	Date
4	vs. UConn	4/2/11
6	vs. Princeton	3/17/11
6	at Alabama	1/22/13
6	at Florida	2/12/13
6	vs. Michigan	3/30/14
7	vs. Wake Forest	3/20/10
7	at Georgia	1/24/12
7	at Florida	3/4/12
7	vs. UCLA	12/20/14
7	at LSU	2/10/15

## MOST FREE-THROW ATTEMPTS

FTs.	Opp.	Date
48	UNC Asheville	11/8/13
<b>46</b>	<b>Illinois State</b>	<b>11/30/15</b>
44	Indiana	12/11/10
44	vs. Baylor	3/25/12
43	Louisville	12/31/11
43	at N. Carolina	12/14/13
42	at S. Carolina	3/1/14
41	Morehead St.	11/21/12
41	vs. LSU	3/14/14
40	Alabama	1/21/12
40	E. Michigan	11/27/13
40	at Arkansas	1/14/14
40	at Auburn	2/12/14
40	Ole Miss	1/6/15

## FEWEST FREE-THROW ATTEMPTS

FTs.	Opp.	Date
10	vs. Wisconsin	4/4/15
11	vs. Princeton	3/17/11
11	Georgia	3/1/12
11	Florida	2/7/12
11	at Florida	3/4/12
11	at Alabama	1/22/13
11	at Florida	2/12/13
11	Mississippi St.	2/27/13
11	vs. Michigan	3/30/14
11	at LSU	2/10/15

## MOST 3-POINTERS

3s.	Opp.	Date
15	vs. ETSU	3/18/10
15	Georgia	3/1/12
14	Hartford	12/29/09
13	ETSU	11/12/10
12	Vanderbilt	1/30/10
12	Winthrop	12/22/10
12	vs. N. Carolina	3/27/11
12	Chattanooga	12/17/11
12	vs. UCLA	12/20/14

## FEWEST 3-POINTERS

3s.	Opp.	Date
1	vs. Alabama	3/12/10
1	Tennessee	1/31/12
1	vs. LSU	3/9/12
1	LSU	2/22/14
1	Texas	12/5/14

## MOST 3-POINT ATTEMPTS

3s.	Opp.	Date
33	Arkansas	1/23/10
33	vs. ETSU	3/18/10
33	Chattanooga	12/17/11
32	vs. W. Virginia	3/27/10
28	Hartford	12/29/09
28	vs. Vanderbilt	3/11/12
28	Alabama	3/4/14
28	at Texas A&M	1/10/15
27	vs. UConn	4/2/11
27	Georgia	3/1/12

## FEWEST 3-POINT ATTEMPTS

3s.	Opp.	Date
5	at Tennessee	1/14/12
5	vs. Wisconsin	4/5/14
5	vs. Wisconsin	4/4/15
6	Vanderbilt	1/20/15
6	Florida	3/7/15
7	at Indiana	12/10/11
7	vs. Louisville	3/31/12
7	Providence	11/30/14
7	at Missouri	1/29/15

## MOST REBOUNDS

Rebs.	Opp.	Date
59	Arkansas	1/23/10
57	Louisville	12/31/11
56	Robert Morris	11/17/13
<b>54</b>	<b>NJIT</b>	<b>11/14/15</b>
53	at LSU	2/6/10
53	at Miss. State	2/16/10
53	Montana St.	11/23/14
53	at Texas A&M	1/10/15
52	E. Michigan	1/2/13
52	E. Michigan	11/27/13

## FEWEST REBOUNDS

Rebs.	Opp.	Date
21	at Tennessee	2/16/13
21	Alabama	1/31/15
22	vs. Wisconsin	4/4/15
24	Tennessee	1/18/14
24	North Carolina	12/13/14
24	Georgia	2/3/15
25	at R. Morris	3/19/13
25	vs. Baylor	12/6/13
26	Mississippi St.	2/15/11
26	vs. Princeton	3/17/11

## MOST OFFENSIVE REBOUNDS

Rebs.	Opp.	Date
26	Arkansas	2/27/14
24	vs. W. Virginia	3/27/10
24	Grand Canyon	11/14/14
22	Arkansas	1/23/10
22	at Auburn	2/2/14
<b>22</b>	<b>NJIT</b>	<b>11/14/15</b>
21	at Indiana	12/12/09
21	Baylor	12/12/12
21	at S. Carolina	3/1/14
21	Columbia	12/10/14

## FEWEST OFFENSIVE REBOUNDS

Rebs.	Opp.	Date
3	at S. Carolina	1/24/14
5	Georgia	1/29/11
5	Mississippi State	2/15/11
5	Alabama	1/31/15
5	Georgia	2/3/15
6	at Florida	2/5/11
6	vs. Princeton	3/17/11
6	Tennessee	1/31/12
6	vs. Louisville	3/31/12
6	at Florida	3/8/14
6	vs. Wisconsin	4/4/15

## MOST DEFENSIVE REBOUNDS

Rebs.	Opp.	Date
39	E. Michigan	1/2/13
39	Robert Morris	11/17/13
38	vs. Cleveland St.	11/24/09
38	EKU	12/7/14
38	vs. Hampton	3/19/15
37	Arkansas	1/23/10
37	Louisville	12/31/11
37	at Texas A&M	1/10/15
36	Marist	11/11/11
36	Radford	11/23/11

## FEWEST DEFENSIVE REBOUNDS

Rebs.	Opp.	Date
9	at Tennessee	2/16/13
13	North Carolina	12/13/14
15	at Alabama	1/18/11
15	vs. Baylor	12/6/13
16	vs. UConn	11/24/10
16	at Auburn	1/11/12
16	Texas A&M	1/12/13
16	Alabama	1/31/15
16	vs. Wisconsin	4/4/15

# CALIPARI ERA SINGLE-GAME TEAM RECORDS

## MOST ASSISTS

Assts.	Opp.	Date
30	Hartford	12/29/09
28	vs. UNC Ash.	11/30/09
28	LIU-Brooklyn	11/23/12
25	vs. UCLA	12/20/14
25	Auburn	2/21/15
24	vs. ETSU	3/18/10
24	Marist	11/11/11
24	Boston	11/21/14
23	Lafayette	11/16/12
23	Samford	12/4/12

## FEWEST ASSISTS

Assts.	Opp.	Date
5	LSU	2/22/14
6	Vanderbilt	3/1/11
7	vs. Washington	11/23/10
7	at Tennessee	1/14/12
7	Vanderbilt	2/20/13
7	vs. Vanderbilt	3/15/13
7	Boise State	12/10/13
7	at Auburn	2/12/14
7	Arkansas	2/27/14
7	vs. Florida	3/13/15
7	vs. Wisconsin	4/4/15

## MOST TURNOVERS

TOS.	Opp.	Date
24	Morehead St.	11/13/09
23	Sam Houston	11/19/09
21	North Carolina	12/5/09
21	vs. ODU	11/20/11
21	Louisville	12/31/11
20	vs. Cleveland St.	11/24/09
20	E. Michigan	11/27/13
20	<i>Albany</i>	11/13/15

## FEWEST TURNOVERS

TOS.	Opp.	Date
3	at S. Carolina	2/4/12
3	at Georgia	3/3/15
4	Portland	11/26/11
4	vs. Wisconsin	4/5/14
4	Columbia	12/10/14
5	Alabama	1/31/15

## MOST BLOCKS

Blks.	Opp.	Date
18	St. John's	12/1/11
14	at Georgia	3/3/10
13	Marist	11/11/11
13	vs. Kansas	11/15/11
13	Arkansas	1/17/12
13	at Ole Miss	1/29/13
13	vs. UCLA	12/20/14

## FEWEST BLOCKS

Blks.	Opp.	Date
1	at Florida	3/8/14
1	vs. Wisconsin	4/5/14
1	at Missouri	1/29/15
1	Alabama	1/31/15
1	<i>Wright State</i>	11/20/15
1	<i>at LSU</i>	1/5/16
2	vs. Notre Dame	12/8/10
2	at Georgia	3/7/13
2	vs. Vanderbilt	3/15/13
2	at Vanderbilt	1/11/14
2	vs. Georgia	3/15/14
2	vs. Louisville	3/28/14
2	at Florida	2/7/15
2	<i>vs. Ole Miss</i>	1/2/16

## MOST STEALS

Stls.	Opp.	Date
15	Lafayette	11/16/12
13	vs. UConn	12/9/09
13	<i>vs. Ole Miss</i>	1/2/16
12	vs. UNC Ash.	11/30/09
12	Georgia	1/9/10
12	vs. Cornell	3/25/10
12	Portland	11/26/11
12	Lipscomb	12/15/12
12	Providence	11/30/14
12	North Carolina	12/13/14
12	<i>Boston U.</i>	11/24/15

## FEWEST STEALS

Stls.	Opp.	Date
0	vs. Baylor	12/6/13
1	Florida	2/26/11
1	vs. W. Virginia	3/19/11
1	at R. Morris	3/19/13
1	vs. Michigan St.	11/12/13

## MOST PERSONAL FOULS

Fls.	Opp.	Date
31	at N. Carolina	12/14/13
31	at Arkansas	1/14/14
29	at S. Carolina	3/1/14
28	Vanderbilt	1/30/10
27	vs. W. Virginia	3/27/10
27	<i>at UCLA</i>	12/3/15
26	at N. Carolina	12/4/10
26	at Georgia	3/7/13
26	Texas	12/5/14
26	at Texas A&M	1/10/15
26	vs. Auburn	3/14/15

## FEWEST PERSONAL FOULS

Fls.	Opp.	Date
7	Hartford	12/29/09
8	vs. UNC Ash.	11/30/09
8	Drexel	12/21/09
8	Winthrop	12/22/10
8	vs. Princeton	3/17/11
8	vs. Florida	3/10/12
8	Lafayette	11/16/12
8	Montana St.	11/23/14

## HIGHEST FIELD-GOAL PCT.

Pct.	Opp.	Date
.677	LIU-Brooklyn	11/23/12
.647	Auburn	2/21/15
.645	Lafayette	11/16/12
.643	vs. Providence	12/1/13
.614	South Carolina	2/5/13
.613	Marist	11/11/11
.603	Hartford	12/29/09
.603	vs. Wake Forest	3/20/10
.600	Sam Houston	11/19/09
.593	Boston	11/30/10

## LOWEST FIELD-GOAL PCT.

Pct.	Opp.	Date
.269	at S. Carolina	3/1/14
.281	at Texas A&M	1/10/15
.296	Baylor	12/1/12
.298	Louisville	12/31/11
.309	at Auburn	2/12/14
.327	Alabama	3/4/14
.339	vs. UConn	4/2/11
.342	Arkansas	2/27/14
.343	vs. W. Virginia	3/27/10
.346	vs. Vanderbilt	3/15/13

## HIGHEST FREE-THROW PCT.

Pct.	Opp.	Date
1.000	Austin Peay	12/19/09
1.000	Florida	2/7/12
.958	Tennessee	1/18/14
.955	at Florida	2/7/15
.946	vs. Indiana	3/23/12
.923	at Miss. State	2/25/15

.900	at Ole Miss	2/18/14
.900	vs. Wisconsin	4/4/15
.895	Drexel	12/21/09
.889	Tennessee	1/31/12
.889	at Alabama	1/17/15

*min 10 attempts*

## LOWEST FREE-THROW PCT.

Pct.	Opp.	Date
.333	vs. UConn	4/2/11
.391	ETSU	11/12/10
.412	vs. Wake Forest	3/20/10
.471	Providence	11/30/14
.478	at Louisville	12/29/12
.500	vs. Oklahoma	11/22/10
.500	vs. Vanderbilt	3/15/13
.500	vs. Georgia	3/15/14
<b>.500</b>	<i>vs. Ole Miss</i>	1/2/16
<b>.522</b>	<i>at LSU</i>	1/5/16
.522	vs. Baylor	12/6/13

*min 10 attempts*

## HIGHEST 3-POINT PERCENTAGE

Pct.	Opp.	Date
.692	Drexel	12/21/09
.667	Austin Peay	12/19/09
.636	vs. Michigan	3/30/14
.625	Boston	11/30/10
.600	Florida	2/7/12
.583	at Florida	2/5/11
.583	vs. Arkansas	3/15/15
.579	Lafayette	11/16/12
.571	at Missouri	2/1/14
.563	vs. Georgia	3/15/14

*min 10 attempts*

## LOWEST 3-POINT PERCENTAGE

Pct.	Opp.	Date
.077	vs. Alabama	3/12/10
.083	Texas	12/5/14
.091	at Tennessee	2/27/10
.100	Tennessee	1/31/12
.118	Columbia	12/10/14
.125	vs. Cornell	3/25/10
.125	vs. W. Virginia	3/27/10
.125	vs. LSU	3/9/12
.143	Louisville	1/2/10
.143	Georgia	1/9/10

*min 10 attempts*

## HIGHEST REBOUND MARGIN

Mg.	Opp.	Date
<b>+31</b>	<i>NJIT</i>	11/14/15
+30	Grand Canyon	11/14/14
+28	N. Kentucky	11/10/13
+27	vs. Little Rock	1/3/12
+26	Louisville	12/31/11
<b>+25</b>	<i>Eastern Kentucky</i>	12/9/15
+25	at Indiana	12/12/09
+25	E. Michigan	1/2/13
+24	South Carolina	2/14/15
+23	Drexel	12/21/09
+23	Robert Morris	11/17/13

## LOWEST REBOUND MARGIN

Mg.	Opp.	Date
-18	at Tennessee	2/16/13
-16	vs. Maryland	11/9/12
-16	vs. Baylor	12/6/13
-15	Tennessee	1/18/14
<b>-14</b>	<i>at LSU</i>	1/6/16
-12	vs. Alabama	3/12/10
-12	at S. Carolina	1/24/14
-12	Georgia	2/3/15
-12	vs. Wisconsin	4/4/15
-11	Texas	12/5/14
-10	at Georgia	3/3/10

# PLAYER BIOS

Marcus Lee • 6-9 • 224 • Junior • Forward

Antioch, Calif. (Deer Valley)



### Notes

- Leads the team in rebounding with a career-best 7.3 average
  - Has a team-best 51 offensive rebounds this year, third in the SEC
- Shooting a career-best 65.5 percent from the field and is shooting 71.2 percent over his last 10 games
- Tied for third in the SEC in blocks per game with a 1.8 average
- Blocked career-high five shots vs. Eastern Kentucky and Arizona State. Five blocks is the most by any Wildcat this season
- The first junior or senior at UK with at least five blocks in consecutive games since Andre Riddick in 1993-94
- Has played in 80 career games, including every game in 2014-15 and 2015-16
- Notched his first career double-double with 10 points and 10 rebounds in the win over No. 5 Duke
- Has two double-doubles this season
- Has scored in double figures in eight games this season
- Named to the 2015 SEC Community Service Team
- Chosen as an AllState Good Works Team nominee
- Chosen as male representative of the SEC at the 2016 NCAA Leadership Forum in April

### Did You Know ...

Marcus has a number of pregame superstitions, but one of his superstitions is not telling anyone what they are.

### Marcus Lee's 2015-16 Game-by-Game Stats

Opponent	Date	gs	min	Total		3-Pointers		Free throws		Rebounds				pf	a	t/o	blk	stl	pts	avg	
				fg-fga	pct	3fg-fga	pct	ft-fa	pct	off	def	tot	avg								
ALBANY	11/13/15	*	27	5-7	.714	0-0	.000	2-7	.286	5	3	8	8.0	2	3	1	3	0	12	12.0	
NJIT	11/14/15	*	20	4-8	.500	0-0	.000	2-2	1.000	7	1	8	8.0	3	0	0	3	1	10	11.0	
vs #5/4 Duke	11/17/15	*	22	5-10	.500	0-0	.000	0-0	.000	5	5	10	8.7	5	1	1	2	0	10	10.7	
WRIGHT STATE	11/20/15	*	23	0-1	.000	0-0	.000	0-1	.000	1	6	7	8.3	0	0	0	0	1	0	8.0	
BOSTON U.	11/24/15	*	18	4-4	1.000	0-0	.000	1-4	.250	2	0	2	7.0	3	0	2	1	1	9	8.2	
vs USF	11/27/15	*	19	2-5	.400	0-0	.000	0-1	.000	3	3	6	6.8	2	0	0	0	1	4	7.5	
ILLINOIS STATE	11/30/15		30	6-8	.750	0-0	.000	1-2	.500	7	5	12	7.6	3	0	1	2	0	13	8.3	
at UCLA	12/03/15	*	4	1-1	1.000	0-0	.000	0-0	.000	0	2	2	6.9	1	0	0	0	0	2	7.5	
EKU	12/9/15		25	5-5	1.000	0-0	.000	1-1	1.000	3	5	8	7.0	2	0	4	5	0	11	7.9	
ARIZONA STATE	12/12/15		29	6-8	.750	0-0	.000	2-5	.400	2	5	7	7.0	2	0	1	5	1	14	8.5	
vs Ohio State	12/19/15		30	4-7	.571	0-0	.000	4-5	.800	2	7	9	7.2	5	0	2	2	2	12	8.8	
#16/15 LOUISVILLE	12/26/15	*	30	4-5	.800	0-0	.000	0-0	.000	4	3	7	7.2	4	0	1	1	1	8	8.8	
OLE MISS	01/02/16	*	28	6-9	.667	0-0	.000	1-5	.200	3	5	8	7.2	2	0	0	2	0	13	9.1	
at LSU	01/05/16	*	5	0-2	.000	0-0	.000	0-0	.000	0	2	2	6.9	5	0	2	0	0	0	8.4	
at Alabama	1/9/16	*	24	4-5	.800	0-0	.000	0-5	.000	5	6	11	7.1	4	0	2	1	0	8	8.4	
MISSISSIPPI STATE	01/12/16	*	24	1-2	.500	0-0	.000	0-0	.000	2	7	9	7.3	5	0	3	2	0	2	8.0	
Totals			12	358	57-87	.655	0-0	.000	14-38	.368	51	65	116	7.3	48	4	20	29	8	128	8.0

### 2015-16 Averages

Games played	15
Minutes/game	22.4
Points/game	8.0
FG Pct	65.5
FT Pct	36.8
Rebounds/game	7.3
Assists/game	0.3
Turnovers/game	1.3
Assist/turnover ratio	0.2
Steals/game	0.5
Blocks/game	1.8

### Season Highs

Points..... 14 vs. ARIZONA ST. (12/12/15)  
 FG Made ..... 6, 3x, last vs. OLE MISS (1/2/16)  
 FG Attempts ..... 10 vs. Duke (11/17/15)  
 FG Pct (min 5 made) .... 1.000 (5-5) vs. EKU (12/9/15)  
 FT Made..... 4 vs. Ohio St. (12/19/15)  
 FT Attempts..... 7 vs. ALBANY (11/13/15)  
 FT Pct (min 3 made) ..... 800 (4-5) vs. Ohio St. (12/19/15)  
 Rebounds ..... 12 vs. ILLINOIS ST. (11/30/15)  
 Assists ..... 3 vs. ALBANY (11/13/15)  
 Steals ..... 2 vs. Ohio St. (12/19/15)  
 Blocks ... 5, twice, last vs. ARIZONA ST. (12/12/15)  
 Minutes ..... 30, 3x, last vs. LOUISVILLE (12/26/15)

### Career Highs

Points..... 17 vs. UNC ASHEVILLE (11/8/13)  
 FG Made ..... 7 vs. UNC ASHEVILLE (11/8/13)  
 FG Atts ..... 10 vs. Duke (11/17/15)  
 FG Pct (min 5 made)..... 1.000 (5-5) vs. EKU (12/9/15)  
 3-FG Made..... -  
 3-FG Atts..... -  
 FT Made..... 4 vs. Ohio St. (12/19/15)  
 FTs Atts..... 7, twice, last vs. ALBANY (11/13/15)  
 FT Pct (min 3 made).. 800 (4-5) vs. Ohio St. (12/19/15)  
 Rebounds ..... 12 vs. ILLINOIS ST. (11/30/15)  
 Assists ..... 3, twice, last vs. ALBANY (11/13/15)  
 Steals ..... 2 vs. Ohio St. (12/19/15)  
 Blocks ... 5, twice, last vs. ARIZONA ST. (12/12/15)  
 Minutes ..... 30, 3x, last vs. LOUISVILLE (12/26/15)

### Marcus Lee's Career Stats

Year	GP-GS	Min-Avg	FG-FGA	Pct	3FG-FGA	Pct	FT-FTA	Pct	Off-Def-Tot-Avg	PF-FO	Ast	TO	Blk	Stl	Pts	Avg
2013-14	25-4	157-6.3	26-42	.619	0-0	.000	7-16	.438	21-15-36-1.4	19-0	2	4	14	0	59	2.4
2014-15	39-0	425-10.9	47-73	.644	0-0	.000	8-25	.320	47-60-107-2.7	61-1	12	18	27	3	102	2.6
2015-16	16-12	358-22.4	57-87	.655	0-0	.000	14-38	.368	51-65-116-7.3	48-4	4	20	29	8	128	8.0
<b>TOTAL</b>	<b>80-16</b>	<b>940-11.8</b>	<b>130-202</b>	<b>.644</b>	<b>0-0</b>	<b>.000</b>	<b>29-79</b>	<b>.367</b>	<b>119-140-259-3.2</b>	<b>128-5</b>	<b>18</b>	<b>42</b>	<b>70</b>	<b>11</b>	<b>289</b>	<b>3.6</b>

# PLAYER BIOS

**Skal Labissiere • 6-11 • 225 • Freshman • Forward**

**Port-au-Prince, Haiti (Lausanne Collegiate School)**



### Notes

- Named SEC Co-Freshman of the Week (11/16/15) after averaging team highs in points (17.5) and blocks (3.0) in UK's wins over Albany and NJIT
- He was 7 of 8 from the free-throw line, a new career high in made free throws, in a 17-point performance vs. South Florida
- Had 26 points, five rebounds and a team-leading three blocks in 20 minutes vs. NJIT
- Against Boston U., he led all scorers with 16 points, adding a season-high seven rebounds and three blocked shots
- Against NJIT he scored 18 points in 13 first-half minutes. Was a perfect 7 of 7 from the floor and 4 of 4 from the free-throw line in the first half
- His 18 points in the first half vs. NJIT tied for the second-most points by a UK player in the first half in the Coach Calipari era (Aaron Harrison had 19 vs. Robert Morris on Nov. 17, 2014.)
- Preseason All-SEC First Team selection (Coaches and Media)

### Did You Know ...

*Skal can speak three languages fluently – French, Creole and English. He did not speak English before moving to the United States.*

### Skal Labissiere's 2015-16 Game-by-Game Stats

Opponent	Date	gs	min	Total		3-Pointers		Free throws		Rebounds				pf	a	t/o	blk	stl	pts	avg
				fg-fga	pct	3fg-fga	pct	ft-fa	pct	off	def	tot	avg							
ALBANY	11/13/15	*	30	3-5	.600	0-0	.000	3-4	.750	1	4	5	5.0	2	0	3	4	0	9	9.0
NJIT	11/14/15	*	21	10-12	.833	0-0	.000	6-6	1.000	3	2	5	5.0	3	0	3	2	1	26	17.5
vs #5/4 Duke	11/17/15	*	13	3-5	.600	0-0	.000	1-2	.500	2	2	4	4.7	5	1	2	1	0	7	14.0
WRIGHT STATE	11/20/15	*	24	6-12	.500	0-0	.000	1-5	.200	2	1	3	4.3	4	0	1	1	0	13	13.8
BOSTON U.	11/24/15	*	29	7-13	.538	0-0	.000	2-5	.400	2	5	7	4.8	3	0	2	3	1	16	14.2
vs USF	11/27/15	*	29	5-8	.625	0-0	.000	7-8	.875	0	4	4	4.7	3	2	0	3	1	17	14.7
ILLINOIS STATE	11/30/15	*	16	0-1	.000	0-0	.000	2-2	1.000	0	2	2	4.3	3	0	1	1	0	2	12.9
at UCLA	12/03/15	*	16	2-3	.667	0-0	.000	2-2	1.000	0	1	1	3.9	4	0	1	2	0	6	12.0
EKU	12/9/15	*	25	3-6	.500	0-0	.000	4-4	1.000	2	2	4	3.9	3	2	3	3	0	10	11.8
ARIZONA STATE	12/12/15	*	13	0-2	.000	0-0	.000	0-0	.000	0	0	0	3.5	5	0	1	1	0	0	10.6
vs Ohio State	12/19/15	*	21	1-7	.143	0-0	.000	0-0	.000	1	4	5	3.6	1	0	0	2	0	2	9.8
#16/15 LOUISVILLE	12/26/15	10	0-3	.000	0-0	.000	2-2	1.000	1	2	3	3.6	2	0	0	0	1	2	9.2	
OLE MISS	01/02/16	14	4-7	.571	0-0	.000	1-2	.500	3	0	3	3.5	5	0	0	0	0	9	9.2	
at LSU	01/05/16	16	1-3	.333	0-0	.000	1-2	.500	1	1	2	3.4	2	0	1	0	0	3	8.7	
at Alabama	1/9/16	4	0-1	.000	0-0	.000	0-0	.000	0	1	1	3.3	3	0	0	1	0	0	8.1	
MISSISSIPPI STATE	01/12/16	14	2-3	.667	0-0	.000	1-2	.500	1	3	4	3.3	1	0	1	1	0	5	7.9	
Totals		11	295	47-91	.516	0-0	.000	33-46	.717	19	34	53	3.3	49	5	19	25	4	127	7.9

### 2015-16 Averages

Games played	16
Minutes/game	18.4
Points/game	7.9
FG Pct	51.6
FT Pct	71.7
Rebounds/game	3.3
Assists/game	0.3
Turnovers/game	1.2
Assist/turnover ratio	0.3
Steals/game	0.3
Blocks/game	1.6

### Season Highs

Points	26 vs. NJIT (11/14/15)
FG Made	10 vs. NJIT (11/14/15)
FG Attempts	13 vs BOSTON (11/24/15)
FG Pct (min 5 made)	.833 (10-12) vs. NJIT (11/14/15)
FT Made	7 vs. USF (11/27/15)
FT Attempts	8 vs. USF (11/27/15)
FT Pct (min 3 made)	1.000 (6-6) 2x, last vs. NJIT (11/14/15)
Rebounds	7 vs. BOSTON (11/24/15)
Assists	2, twice last vs. EKU (12/9/15)
Steals	1, 4x, last vs LOUISVILLE (12/26/15)
Blocks	4 vs. ALBANY (11/13/15)
Minutes	30 vs. vs ALBANY (11/13/15)

### Career Highs

Points	26 vs. NJIT (11/14/15)
FG Made	10 vs. NJIT (11/14/15)
FG Attempts	13 vs BOSTON (11/24/15)
FG Pct (min 5 made)	.833 (10-12) vs. NJIT (11/14/15)
FT Made	7 vs. USF (11/27/15)
FT Attempts	8 vs. USF (11/27/15)
FT Pct (min 3 made)	1.000 (6-6) 2x, last vs. NJIT (11/14/15)
Rebounds	7 vs. BOSTON (11/24/15)
Assists	2, twice last vs. EKU (12/9/15)
Steals	1, 4x, last vs LOUISVILLE (12/26/15)
Blocks	4 vs. ALBANY (11/13/15)
Minutes	30 vs. vs ALBANY (11/13/15)

### Skal Labissiere's Career Stats

Year	GP-GS	Min-Avg	FG-FGA	Pct	3FG-FGA	Pct	FT-FTA	Pct	Off-Def-Tot-Avg	PF-FO	Ast	TO	Blk	Stl	Pts	Avg
2015-16	16-11	295-18.4	47-91	.516	0-0	.000	33-46	.717	19-34-53-3.3	49-3	5	19	25	4	127	7.9
<b>TOTAL</b>	<b>16-11</b>	<b>295-18.4</b>	<b>47-91</b>	<b>.516</b>	<b>0-0</b>	<b>.000</b>	<b>33-46</b>	<b>.717</b>	<b>19-34-53-3.3</b>	<b>49-3</b>	<b>5</b>	<b>19</b>	<b>25</b>	<b>4</b>	<b>127</b>	<b>7.9</b>



# PLAYER BIOS

**Tyler Ulis • 5-9 • 160 • Sophomore • Guard**

**Chicago (Marian Catholic)**



### Notes

- Scored 20 or more points in four of his last five games, including a career-high 23 at LSU
- Produced at least four assists in nine consecutive games, the first player to do so since Marquis Teague in 2011-12
- Only Wildcat with a 20-point, 10-assist, six-steal game (vs. Ole Miss) in the history of the program
- The first UK player with at least 20 points and at least six assists in consecutive SEC games (vs. Ole Miss at LSU) since Ed Davender on Feb. 24 and March 2, 1988
- Second in the SEC in assists per game with a 6.0 average
- Averaging 7.3 assists in conference play, tied for the best mark in the league
- Named SEC Player of the Week twice this season (Nov. 23 and Dec. 28)
- With five career blocked shots, owns the school record for most all-time by a UK player less than 6 feet tall
- In two games this season against top-25 opponents, Ulis has averaged 19.5 points, 7.0 assists, 2.5 rebounds, 1.5 steals per game and 1.0 blocks
- The first UK player with at least five assists in each of the first four SEC games of a season since Kyle Macy in 1977-78
- Preseason All-SEC First Team selection (Media and Coaches)

### Did You Know ...

*Tyler idolized Allen Iverson growing up and has always worn No. 3 because of him.*

### Tyler Ulis' 2015-16 Game-by-Game Stats

Opponent	Date	gs	min	Total		3-Pointers		Free throws		Rebounds				pf	a	t/o	blk	stl	pts	avg	
				fg-fga	pct	3fg-fga	pct	ft-fga	pct	off	def	tot	avg								
ALBANY	11/13/15	*	37	4-9	.444	2-5	.400	2-2	1.000	1	3	4	4.0	3	2	5	0	0	12	12.0	
NJIT	11/14/15	*	31	1-8	.125	0-2	.000	3-4	.750	2	3	5	4.5	1	5	1	0	0	5	8.5	
vs #5/4 Duke	11/17/15	*	40	6-13	.462	0-4	.000	6-6	1.000	0	4	4	4.3	0	6	0	1	2	18	11.7	
WRIGHT STATE	11/20/15	*	36	5-9	.556	1-3	.333	10-12	.833	0	2	2	3.8	1	5	2	0	2	21	14.0	
BOSTON U.	11/24/15	*	34	4-12	.333	1-5	.200	6-6	1.000	0	6	6	4.2	1	6	2	0	3	15	14.2	
vs USF	11/27/15	*	14	2-4	.500	2-2	1.000	2-2	1.000	2	0	2	3.8	0	2	1	0	2	8	13.2	
ILLINOIS STATE	11/30/15		dnp																		
at UCLA	12/03/15	*	38	2-12	.167	1-5	.200	4-4	1.000	0	2	2	3.6	3	9	2	0	2	9	12.6	
EKU	12/9/15	*	39	3-10	.300	2-6	.333	1-2	.500	0	4	4	3.6	0	8	2	0	1	9	12.1	
ARIZONA STATE	12/12/15	*	40	3-11	.273	2-7	.286	4-5	.800	1	4	5	3.8	0	6	2	0	0	12	12.1	
vs Ohio State	12/19/15	*	39	4-12	.333	1-7	.143	2-2	1.000	1	1	2	3.6	1	4	3	0	1	11	12.0	
#16/15 LOUISVILLE	12/26/15	*	39	7-12	.583	4-7	.571	3-4	.750	0	1	1	3.4	2	8	1	1	1	21	12.8	
OLE MISS	01/02/16	*	38	8-13	.615	1-6	.167	3-4	.750	1	2	3	3.3	3	10	3	0	6	20	13.4	
at LSU	01/05/16	*	40	7-16	.438	2-6	.333	7-8	.875	1	0	1	3.2	1	6	2	0	0	23	14.2	
at Alabama	1/9/16	*	39	2-7	.286	0-1	.000	4-6	.667	0	5	5	3.3	2	8	1	1	1	8	13.7	
MISSISSIPPI STATE	01/12/16	*	36	7-14	.500	2-6	.333	5-5	1.000	1	2	3	3.3	3	5	4	0	2	21	14.2	
Totals			15	540	65-162	.401	21-72	.292	62-72	.861	10	39	49	3.3	21	90	31	3	23	213	14.2

### 2015-16 Averages

Games played	15
Minutes/game	36.0
Points/game	14.2
FG Pct	40.1
3FG Pct	29.2
FT Pct	86.1
Rebounds/game	3.3
Assists/game	6.0
Turnovers/game	2.1
Assist/turnover ratio	2.9
Steals/game	1.5
Blocks/game	0.2

### Season Highs

Points	23 at LSU (1/5/16)
FG Made	8 vs. OLE MISS (1/2/16)
FG Attempts	16 at LSU (1/5/16)
FG Pct (min 5 made)	615 (8-13) vs. OLE MISS (1/2/16)
3FG Made	4 vs. LOUISVILLE (12/26/15)
3FG Attempts	7, 3x, last vs. LOUISVILLE (12/26/15)
3FG Pct (min 2 made)	1.000 (2-2) vs. USF (11/27/15)
FT Made	10 vs. WRIGHT ST. (11/20/15)
FTs Atts	12 vs. WRIGHT ST. (11/20/15)
FT Pct (min 3 made)	1.000 (4-4), 3x, last at UCLA (12/3/15)
Rebounds	6 vs. BOSTON (11/24/15)
Assists	10 vs. OLE MISS (1/2/16)
Steals	6 vs. OLE MISS (1/2/16)
Blocks	1, 3x, last at Alabama (1/9/16)
Minutes	40, 3x last at LSU (1/5/16)

### Career Highs

Points	23 at LSU (1/5/16)
FG Made	8, vs. OLE MISS (1/2/16)
FG Attempts	16 at LSU (1/5/16)
FG Pct (min 5 made)	615 vs. OLE MISS (1/2/16)
3FG Made	4 vs. LOUISVILLE (12/26/15)
3FG Attempts	7, 3x, last vs. LOUISVILLE (12/26/15)
FT Made	10 vs. WRIGHT STATE (11/20/15)
FTs Atts	12 vs. WRIGHT STATE (11/20/15)
FT Pct (min 3 made)	1.000, 6x, last at UCLA (12/3/15)
Rebounds	7 vs. UCLA (12/20/14)
Assists	10 vs. OLE MISS (1/2/16)
Steals	6 vs. OLE MISS (1/2/16)
Blocks	1, 5x, last at Alabama (1/9/16)
Minutes	40, 3x last at LSU (1/5/16)

### Tyler Ulis' Career Stats

Year	GP-GS	Min-Avg	FG-FGA	Pct	3FG-FGA	Pct	FT-FTA	Pct	Off-Def-Tot-Avg	PF-FO	Ast	TO	Blk	Stl	Pts	Avg
2014-15	37-0	882-23.8	67-165	.406	33-77	.429	42-52	.808	16-51-67-1.8	56-0	135	38	2	37	209	5.6
2015-16	15-15	540-36.0	65-162	.401	21-72	.292	62-72	.861	10-39-49-3.3	21-0	90	31	3	23	213	14.2
<b>TOTAL</b>	<b>52-15</b>	<b>1422-27.3</b>	<b>132-327</b>	<b>.404</b>	<b>54-149</b>	<b>.362</b>	<b>104-124</b>	<b>.839</b>	<b>26-90-116-2.2</b>	<b>77-0</b>	<b>225</b>	<b>69</b>	<b>5</b>	<b>60</b>	<b>422</b>	<b>8.1</b>

# PLAYER BIOS

**Charles Matthews • 6-6 • 189 • Freshman • Guard**

**Chicago (Saint Rita)**



### Notes

- Started three games this season, including Louisville
- Had a career-high two steals vs. Ole Miss
- Played a career-high 34 minutes against Illinois State
- Scored a career-high 11 points on 4-of-5 shooting and knocked down his first career 3 against South Florida
- Grabbed a career-high seven rebounds against Boston University
- Made his first career start in the opener against Albany and started against Illinois State and against Louisville
- Averaged 22.0 points per game as a high school senior

### Did You Know ...

*Charles is wearing No. 4 for the first time in his career because coming to Kentucky is a new experience and he wanted a new number to go with it.*

### Charles Matthews' 2015-16 Game-by-Game Stats

Opponent	Date	gs	min	Total		3-Pointers		Free throws		Rebounds				pf	a	t/o	blk	stl	pts	avg	
				fg-fga	pct	3fg-fga	pct	ft-fa	pct	off	def	tot	avg								
ALBANY	11/13/15	*	15	2-2	1.000	0-0	.000	0-0	.000	1	1	2	2.0	3	0	1	0	0	4	4.0	
NJIT	11/14/15		17	0-2	.000	0-1	.000	1-2	.500	0	0	0	1.0	0	2	0	0	1	2.5		
vs #5/4 Duke	11/17/15		7	0-0	.000	0-0	.000	0-0	.000	0	0	0	0.7	0	0	0	1	0	1.7		
WRIGHT STATE	11/20/15		13	2-2	1.000	0-0	.000	0-0	.000	1	0	1	0.8	3	0	1	0	1	4	2.3	
BOSTON U.	11/24/15		18	1-1	1.000	0-0	.000	1-4	.250	3	4	7	2.0	2	1	0	1	3	2.4		
vs USF	11/27/15		24	4-5	.800	1-1	1.000	2-2	1.000	1	1	2	2.0	2	1	2	0	11	3.8		
ILLINOIS STATE	11/30/15	*	34	1-6	.167	0-1	.000	3-8	.375	1	2	3	2.1	3	2	3	1	2	5	4.0	
at UCLA	12/03/15		14	1-4	.250	0-1	.000	0-0	.000	2	1	3	2.3	1	1	0	0	2	3.8		
EKU	12/9/15		13	3-4	.750	0-0	.000	1-1	1.000	1	1	2	2.2	1	0	2	0	0	7	4.1	
ARIZONA STATE	12/12/15		8	0-1	.000	0-0	.000	0-0	.000	1	0	1	2.1	0	1	1	0	1	0	3.7	
vs Ohio State	12/19/15		7	0-0	.000	0-0	.000	0-0	.000	0	0	0	1.9	1	0	1	1	0	3.4		
#16/15 LOUISVILLE	12/26/15	*	10	1-3	.333	0-0	.000	0-0	.000	1	1	2	1.9	4	0	0	0	2	3.3		
OLE MISS	01/02/16		10	1-1	1.000	0-0	.000	1-2	.500	1	0	1	1.8	2	0	0	2	3	3.2		
at LSU	01/05/16		7	0-0	.000	0-0	.000	0-0	.000	1	0	1	1.8	1	1	1	0	0	3.0		
at Alabama	1/9/16		3	0-1	.000	0-0	.000	0-0	.000	0	0	0	1.7	1	0	0	0	0	2.8		
MISSISSIPPI STATE	01/12/16		2	0-1	.000	0-0	.000	0-0	.000	0	0	0	1.6	1	0	1	0	0	2.6		
Totals			3	202	16-33	.485	1-4	.250	9-19	.474	14	11	25	1.6	23	10	14	1	10	42	2.6

### 2015-16 Averages

Games played	16
Minutes/game	12.6
Points/game	2.6
FG Pct	48.5
3FG Pct	25.0
FT Pct	47.4
Rebounds/game	1.6
Assists/game	0.6
Turnovers/game	0.9
Assist/turnover ratio	0.7
Steals/game	0.6
Blocks/game	0.1

### Season Highs

Points.....11 vs. USF (11/27/15)  
 FG Made .....4 vs. USF (11/27/15)  
 FG Atts .....6 vs. ILLINOIS ST. (11/30/15)  
 3-FG Made..... 1 vs. USF (11/27/15)  
 3-FG Atts..... 1, 4x, last at UCLA (12/3/15)  
 FTs Made .....3 vs. ILLINOIS ST. (11/30/15)  
 FTs Atts.....8 vs. ILLINOIS ST. (11/30/15)  
 FT Pct (min 3 made) .375 (3-8) vs. ILLINOIS ST. (11/30/15)  
 Rebounds. .... 7 vs. BOSTON (11/24/15)  
 Assists .....2, 3x, last vs. ILLINOIS ST. (11/30/15)  
 Steals ..... 2, twice, last vs. OLE MISS (1/2/16)  
 Blocks ..... 1 vs. ILLINOIS ST. (11/30/15)  
 Minutes .....34 vs. ILLINOIS ST. (11/30/15)

### Career Highs

Points.....11 vs. USF (11/27/15)  
 FG Made .....4 vs. USF (11/27/15)  
 FG Atts .....6 vs. ILLINOIS ST. (11/30/15)  
 3-FG Made..... 1 vs. USF (11/27/15)  
 3-FG Atts..... 1, 4x, last at UCLA (12/3/15)  
 FTs Made .....3 vs. ILLINOIS ST. (11/30/15)  
 FTs Atts.....8 vs. ILLINOIS ST. (11/30/15)  
 FT Pct (min 3 made) .375 (3-8) vs. ILLINOIS ST. (11/30/15)  
 Rebounds. .... 7 vs. BOSTON (11/24/15)  
 Assists .....2, 3x, last vs. ILLINOIS ST. (11/30/15)  
 Steals ..... 2, twice, last vs. OLE MISS (1/2/16)  
 Blocks ..... 1 vs. ILLINOIS ST. (11/30/15)  
 Minutes .....34 vs. ILLINOIS ST. (11/30/15)

### Charles Matthews' Career Stats

Year	GP-GS	Min-Avg	FG-FGA	Pct	3FG-FGA	Pct	FT-FTA	Pct	Off-Def-Tot-Avg	PF-FO	Ast	TO	Blk	Stl	Pts	Avg
2015-16	16-3	202-12.6	16-33	.484	1-4	.250	9-19	.474	14-11-25-1.6	23-0	10	14	1	10	42	2.6
<b>TOTAL</b>	<b>16-3</b>	<b>202-12.6</b>	<b>16-33</b>	<b>.484</b>	<b>1-4</b>	<b>.250</b>	<b>9-19</b>	<b>.474</b>	<b>14-11-25-1.6</b>	<b>23-0</b>	<b>10</b>	<b>14</b>	<b>1</b>	<b>10</b>	<b>42</b>	<b>2.6</b>

# PLAYER BIOS

**Jonny David • 6-2 • 175 • Freshman • Guard**

**Pittsburgh (Mt. Lebanon)**



### Notes

- Scored his first career points at the free-throw line in the final minute of the USF game
- Saw his first action of his career late in the game vs. NJIT
- Averaged 18.5 points per game as a senior in high school
- An All-State performer and a 1,000-point scorer at Mt. Lebanon

### Did You Know ...

*His father, Joseph, was his high school coach. Joseph was also one of John Calipari's first players while an assistant coach at Pittsburgh.*

### Jonny David's 2015-16 Game-by-Game Stats

Opponent	Date	gs	min	Total		3-Pointers		Free throws		Rebounds				pf	a	t/o	blk	stl	pts	avg
				fg-fga	pct	3fg-fga	pct	ft-fa	pct	off	def	tot	avg							
ALBANY	11/13/15		dnp	-	-	-	-	-	-	-	-	-	-	-	-	-	-	-	-	-
NJIT	11/14/15	2		0-0	.000	0-0	.000	0-0	.000	0	0	0	0.0	0	0	0	0	0	0	0.0
vs #5/4 Duke	11/17/15		dnp	-	-	-	-	-	-	-	-	-	-	-	-	-	-	-	-	-
WRIGHT STATE	11/20/15		dnp	-	-	-	-	-	-	-	-	-	-	-	-	-	-	-	-	-
BOSTON U.	11/24/15	1		0-0	.000	0-0	.000	0-0	.000	0	0	0	0.0	0	0	0	0	0	0	0.0
vs USF	11/27/15	1		0-0	.000	0-0	.000	2-2	1.000	0	0	0	0.0	0	0	0	0	0	2	0.7
ILLINOIS STATE	11/30/15		dnp	-	-	-	-	-	-	-	-	-	-	-	-	-	-	-	-	-
at UCLA	12/03/15		dnp	-	-	-	-	-	-	-	-	-	-	-	-	-	-	-	-	-
EKU	12/9/15		dnp	-	-	-	-	-	-	-	-	-	-	-	-	-	-	-	-	-
ARIZONA STATE	12/12/15	1		0-1	.000	0-1	.000	0-0	.000	0	0	0	0.0	0	0	1	0	0	0	0.5
vs Ohio State	12/19/15		dnp	-	-	-	-	-	-	-	-	-	-	-	-	-	-	-	-	-
#16/15 LOUISVILLE	12/26/15		dnp	-	-	-	-	-	-	-	-	-	-	-	-	-	-	-	-	-
OLE MISS	01/02/16		dnp	-	-	-	-	-	-	-	-	-	-	-	-	-	-	-	-	-
at LSU	01/05/16		dnp	-	-	-	-	-	-	-	-	-	-	-	-	-	-	-	-	-
at Alabama	1/9/16		dnp	-	-	-	-	-	-	-	-	-	-	-	-	-	-	-	-	-
MISSISSIPPI STATE	01/12/16		dnp	-	-	-	-	-	-	-	-	-	-	-	-	-	-	-	-	-
Totals		0	5	0-1	.000	0-1	.000	2-2	1.000	0	0	0	0.0	0	0	1	0	0	2	0.5

### 2015-16 Averages

Games played	4
Minutes/game	1.3
Points/game	0.5
FG Pct	0.0
3FG Pct	0.0
FT Pct	100.0

### Season Highs

Points	2 vs. USF (11/27/15)
FG Atts	1 vs. ARIZONA ST (12/12/15)
3FG Atts	1 vs. ARIZONA ST (12/12/15)
FTs Made	2 vs. USF (11/27/15)
FTs Atts	2 vs. USF (11/27/15)
Minutes	2 vs. NJIT (11/14/15)

### Career Highs

Points	2 vs. USF (11/27/15)
FG Atts	1 vs. ARIZONA ST (12/12/15)
3FG Atts	1 vs. ARIZONA ST (12/12/15)
FTs Made	2 vs. USF (11/27/15)
FTs Atts	2 vs. USF (11/27/15)
Minutes	2 vs. NJIT (11/14/15)

### Jonny David's Career Stats

Year	GP-GS	Min-Avg	FG-FGA	Pct	3FG-FGA	Pct	FT-FTA	Pct	Off-Def-Tot-Avg	PF-FO	Ast	TO	Blk	Stl	Pts	Avg
2015-16	4-0	5-1.3	0-1	.000	0-1	.000	2-2	1.000	0-0-0-0.0	0-0	0	1	0	0	2	0.5
<b>TOTAL</b>	<b>4-0</b>	<b>5-1.3</b>	<b>0-1</b>	<b>.000</b>	<b>0-1</b>	<b>.000</b>	<b>2-2</b>	<b>1.000</b>	<b>0-0-0-0.0</b>	<b>0-0</b>	<b>0</b>	<b>1</b>	<b>0</b>	<b>0</b>	<b>2</b>	<b>0.5</b>

# PLAYER BIOS

**Mychal Mulder • 6-4 • 185 • Junior • Guard**

**Windsor, Ontario (Vincennes University)**

**MULDER**  
**11**



## Notes

- Had career highs with five points and eight rebounds at LSU
  - Made his first career 3-pointer at LSU
- Has played 10 or more minutes in each of the last three games after playing seven or fewer in the previous 12
- Averaged 15.7 points and 6.4 rebounds per game while connecting on 46.3 percent of his field goals from 3-point range as a sophomore at Vincennes
- A junior-college All-American

## Did You Know ...

*Mychal says the best gift he has ever received in his lifetime was the offer to play basketball at UK.*

## Mychal Mulder's 2015-16 Game-by-Game Stats

Opponent	Date	gs	min	Total		3-Pointers		Free throws		Rebounds				pf	a	t/o	blk	stl	pts	avg
				fg-fga	pct	3fg-fga	pct	ft-fa	pct	off	def	tot	avg							
ALBANY	11/13/15	2	1-1	1.000	0-0	.000	0-0	.000	0	0	0	0.0	0	0	0	0	0	0	2	2.0
NJIT	11/14/15	3	0-0	.000	0-0	.000	0-0	.000	0	2	2	1.0	0	1	0	0	0	0	1.0	
vs #5/4 Duke	11/17/15	dnp	-	-	-	-	-	-	-	-	-	-	-	-	-	-	-	-	-	
WRIGHT STATE	11/20/15	4	0-0	.000	0-0	.000	0-0	.000	0	2	2	1.3	1	1	0	0	0	0	0.7	
BOSTON U.	11/24/15	1	0-0	.000	0-0	.000	0-0	.000	0	0	0	1.0	0	0	0	0	0	0	0.5	
vs USF	11/27/15	4	0-1	.000	0-1	.000	0-0	.000	0	0	0	0.8	0	0	0	0	0	0	0.4	
ILLINOIS STATE	11/30/15	2	0-0	.000	0-0	.000	0-0	.000	0	0	0	0.7	0	0	0	0	0	0	0.3	
at UCLA	12/03/15	dnp	-	-	-	-	-	-	-	-	-	-	-	-	-	-	-	-	-	
EKU	12/9/15	dnp	-	-	-	-	-	-	-	-	-	-	-	-	-	-	-	-	-	
ARIZONA STATE	12/12/15	7	0-1	.000	0-1	.000	0-0	.000	2	0	2	0.9	0	1	0	0	0	0	0.3	
vs Ohio State	12/19/15	4	0-1	.000	0-1	.000	0-0	.000	1	0	1	0.9	0	1	0	0	0	0	0.3	
#16/15 LOUISVILLE	12/26/15	1	0-0	.000	0-0	.000	0-0	.000	0	0	0	0.8	0	0	0	0	0	0	0.2	
OLE MISS	01/02/16	dnp	-	-	-	-	-	-	-	-	-	-	-	-	-	-	-	-	-	
at LSU	01/05/16	14	1-4	.250	1-2	.500	2-2	1.000	3	5	8	1.5	0	0	0	0	0	5	0.7	
at Alabama	1/9/16	11	1-4	.250	1-2	.500	0-0	.000	2	2	4	1.7	2	0	1	0	0	3	0.9	
MISSISSIPPI STATE	01/12/16	10	1-5	.200	0-3	.000	0-0	.000	0	0	0	1.6	0	2	0	0	1	2	1.0	
Totals		0	63	4-17	.235	2-10	.200	2-2	1.000	8	11	19	1.6	3	6	1	0	1	12	1.0

## 2015-16 Averages

Games played	12
Minutes/game	5.3
Points/game	1.0
FG Pct	23.5
3FG Pct	20.0
FT Pct	100.0
Rebounds/game	1.6
Assists/game	0.5
Turnovers/game	0.1
Assist/turnover ratio	6.0
Steals/game	0.1

## Season Highs

Points	5 at LSU (1/5/16)
FG Made	1, 4x, last vs. MISSISSIPPI ST. (1/12/16)
FG Attempts	5 vs. MISSISSIPPI ST. (1/12/16)
3-FG Made	1, twice, last at Alabama (1/9/16)
3-FG Atts	3 vs. MISSISSIPPI ST. (1/12/16)
FTs Made	2 at LSU (1/5/16)
FTs Atts	2 at LSU (1/5/16)
Rebounds	8 at LSU (1/5/16)
Assists	2 vs. MISSISSIPPI ST. (1/12/16)
Steals	1 vs. MISSISSIPPI ST. (1/12/16)
Blocks	-
Minutes	14 at LSU (1/5/16)

## Career Highs

Points	5 at LSU (1/5/16)
FG Made	1, 4x, last vs. MISSISSIPPI ST. (1/12/16)
FG Attempts	5 vs. MISSISSIPPI ST. (1/12/16)
3-FG Made	1, twice, last at Alabama (1/9/16)
3-FG Atts	3 vs. MISSISSIPPI ST. (1/12/16)
FTs Made	2 at LSU (1/5/16)
FTs Atts	2 at LSU (1/5/16)
Rebounds	8 at LSU (1/5/16)
Assists	2 vs. MISSISSIPPI ST. (1/12/16)
Steals	1 vs. MISSISSIPPI ST. (1/12/16)
Blocks	-
Minutes	14 at LSU (1/5/16)

## Mychal Mulder's Career Stats

Year	GP-GS	Min-Avg	FG-FGA	Pct	3FG-FGA	Pct	FT-FTA	Pct	Off-Def-Tot-Avg	PF-FO	Ast	TO	Blk	Stl	Pts	Avg
2015-16	12-0	63-5.3	4-17	.235	2-10	.200	2-2	1.000	8-11-19-1.7	3-0	6	1	0	1	12	1.0
<b>TOTAL</b>	<b>12-0</b>	<b>63-5.3</b>	<b>4-17</b>	<b>.235</b>	<b>2-10</b>	<b>.200</b>	<b>2-2</b>	<b>1.000</b>	<b>8-11-19-1.7</b>	<b>3-0</b>	<b>6</b>	<b>1</b>	<b>0</b>	<b>1</b>	<b>12</b>	<b>1.0</b>

# PLAYER BIOS

**Isaiah Briscoe • 6-3 • 202 • Freshman • Guard**

**Newark, N.J. (Roselle Catholic)**



### Notes

- Averaging 5.4 rebounds a game, ranking No. 3 overall and tops on the team among guards
- Did not play vs. Louisville after sustaining an ankle injury in pregame warmups
- Came back in the Ole Miss game and recorded a career-high four steals
- Scored 12 at Alabama, his first double-figure output since Dec. 9 vs. Eastern Kentucky
- Followed that performance up with a 14-point, five-assist, four-rebound night vs. Mississippi State
- Scored a career-high 20 points at UCLA on 7-of-10 shooting and was named the SEC Freshman of the Week on Dec. 7 after pouring in 38 points to lead the Wildcats in two games
- Posted a double-double in his UK debut, scoring 11 points and collecting 12 rebounds against NJIT
- High school All-American by Parade Magazine, USA Today and a McDonald's All-American
- USA Basketball U19 Team selection

### Did You Know ...

*Basketball is a part of Isaiah's family. His cousin is Cleveland Cavalier Kyrie Irving, and his older sister, Ilesha, played at Syracuse.*

### Isaiah Briscoe's 2015-16 Game-by-Game Stats

Opponent	Date	gs	min	Total		3-Pointers		Free throws		Rebounds				pf	a	t/o	blk	stl	pts	avg	
				fg-fga	pct	3fg-fga	pct	ft-fa	pct	off	def	tot	avg								
ALBANY	11/13/15		dnp	-	-	-	-	-	-	-	-	-	-	-	-	-	-	-	-	-	
NJIT	11/14/15		29	5-11	.455	1-4	.250	0-0	.000	1	11	12	12.0	1	2	4	0	2	11	11.0	
vs #5/4 Duke	11/17/15	*	31	5-8	.625	1-1	1.000	1-3	.333	0	3	3	7.5	1	1	1	0	2	12	11.5	
WRIGHT STATE	11/20/15	*	35	7-11	.636	0-2	.000	1-5	.200	0	3	3	6.0	3	2	3	0	0	15	12.7	
BOSTON U.	11/24/15	*	35	4-10	.400	0-1	.000	3-7	.429	3	4	7	6.3	2	5	1	1	3	11	12.3	
vs USF	11/27/15	*	27	3-9	.333	0-1	.000	0-1	.000	0	6	6	6.2	3	7	3	0	2	6	11.0	
ILLINOIS STATE	11/30/15	*	27	7-13	.538	0-2	.000	4-7	.571	1	6	7	6.3	5	3	5	1	1	18	12.2	
at UCLA	12/03/15	*	27	7-10	.700	1-2	.500	5-8	.625	1	1	2	5.7	4	1	1	0	0	20	13.3	
EKU	12/9/15	*	26	5-9	.556	0-0	.000	0-3	.000	2	4	6	5.8	4	1	1	0	2	10	12.9	
ARIZONA STATE	12/12/15	*	32	4-9	.444	1-3	.333	0-2	.000	0	4	4	5.6	3	2	4	0	2	9	12.4	
vs Ohio State	12/19/15	*	35	1-9	.111	0-1	.000	1-4	.250	2	4	6	5.6	2	7	2	0	1	3	11.5	
#16/15 LOUISVILLE	12/26/15		dnp	-	-	-	-	-	-	-	-	-	-	-	-	-	-	-	-	-	
OLE MISS	01/02/16	*	35	2-8	.250	0-2	.000	2-4	.500	2	3	5	5.5	3	3	1	0	4	6	11.0	
at LSU	01/05/16	*	30	2-6	.333	0-2	.000	1-7	.143	1	5	6	5.6	4	0	3	1	1	5	10.5	
at Alabama	1/9/16	*	36	6-10	.600	0-1	.000	0-2	.000	1	4	5	5.5	1	4	1	0	0	12	10.6	
MISSISSIPPI STATE	01/12/16	*	36	7-9	.778	0-0	.000	0-1	.000	2	2	4	5.4	4	5	1	0	1	14	10.9	
Totals			13	441	65-132	.492	4-22	.182	18-54	.333	16	60	76	5.4	40	43	31	3	21	152	10.9

### 2015-16 Averages

Games played	14
Minutes/game	31.5
Points/game	10.9
FG Pct	49.2
3FG Pct	18.2
FT Pct	33.3
Rebounds/game	5.4
Assists/game	3.1
Turnovers/game	2.2
Assist/turnover ratio	1.4
Steals/game	1.5
Blocks/game	0.2

### Season Highs

Points..... 20 at UCLA (12/3/15)  
 FG Made.. 7, 4x, last vs. MISSISSIPPI ST. (1/12/16)  
 FG Attempts ..... 13 vs. ILLINOIS ST. (11/30/15)  
 FG Pct (min 5 made).778 (7-9) vs. MISSISSIPPI ST. (1/12/16)  
 3FGMade....1, 4x, last vs. ARIZONA ST (12/12/15))  
 3FG Attempts ..... 4 vs. NJIT (11/14/15)  
 FT Made..... 5 at UCLA (12/3/15)  
 FT Atts ..... 8 at UCLA (12/3/15)  
 FT Pct (min 3 made) ..625 (5-8) at UCLA (12/3/15)  
 Rebounds ..... 12 vs. NJIT (11/14/15)  
 Assists.....7, twice, last vs. Ohio St. (12/19/15)  
 Steals .....4 vs. OLE MISS (1/2/16)  
 Minutes ... 36, twice, last vs. MISSISSIPPI ST. (1/12/16)

### Career Highs

Points..... 20 at UCLA (12/3/15)  
 FG Made.. 7, 4x, last vs. MISSISSIPPI ST. (1/12/16)  
 FG Attempts ..... 13 vs. ILLINOIS ST. (11/30/15)  
 FG Pct (min 5 made).778 (7-9) vs. MISSISSIPPI ST. (1/12/16)  
 3FGMade....1, 4x, last vs. ARIZONA ST (12/12/15))  
 3FG Attempts ..... 4 vs. NJIT (11/14/15)  
 FT Made..... 5 at UCLA (12/3/15)  
 FT Atts ..... 8 at UCLA (12/3/15)  
 FT Pct (min 3 made) ..625 (5-8) at UCLA (12/3/15)  
 Rebounds ..... 12 vs. NJIT (11/14/15)  
 Assists.....7, twice, last vs. Ohio St. (12/19/15)  
 Steals .....4 vs. OLE MISS (1/2/16)  
 Minutes ... 36, twice, last vs. MISSISSIPPI ST. (1/12/16)

### Isaiah Briscoe's Career Stats

Year	GP-GS	Min-Avg	FG-FGA	Pct	3FG-FGA	Pct	FT-FTA	Pct	Off-Def-Tot-Avg	PF-FO	Ast	TO	Blk	Stl	Pts	Avg
2015-16	14-13	441-31.5	65-132	.492	4-22	.182	18-54	.333	16-60-76-5.4	40-1	43	31	3	21	152	10.9
<b>TOTAL</b>	<b>14-13</b>	<b>441-31.5</b>	<b>65-132</b>	<b>.492</b>	<b>4-22</b>	<b>.182</b>	<b>18-54</b>	<b>.333</b>	<b>16-60-76-5.4</b>	<b>40-1</b>	<b>43</b>	<b>31</b>	<b>3</b>	<b>21</b>	<b>152</b>	<b>10.9</b>

## PLAYER BIOS

Tai Wynyard • 6-10 • 255 • Freshman • Forward

Auckland, New Zealand (Rangitoto College)

WYNYARD  
14



### Notes

- Midyear enrollee who joined the Wildcats on Dec. 17
- Became eligible for the Ohio State game on Dec. 18
- Made the New Zealand National Team at 16 years old, the youngest player ever to make the team
- Named the MVP of the FIBA 3-on-3 World Championships after leading New Zealand to the gold medal
- Played in the Nike Hoop Summit and the International Jordan Brand Classic

### Did You Know ...

*Tai's father, Jason, is a world-champion lumberjack and owns more than 150 individual world titles.*

### Tai Wynyard's 2015-16 Game-by-Game Stats

### 2015-16 Averages

### Season Highs

### Career Highs

### Tai Wynyard's Career Stats

Year	GP-GS	Min-Avg	FG-FGA	Pct	3FG-FGA	Pct	FT-FTA	Pct	Off-Def-Tot-Avg	PF-FO	Ast	TO	Blk	Stl	Pts	Avg
2015-16	-	-	-	-	-	-	-	-	-	-	-	-	-	-	-	-
TOTAL	-	-	-	-	-	-	-	-	-	-	-	-	-	-	-	-

# PLAYER BIOS

Isaac Humphries • 7-0 • 260 • Freshman • Forward

Sydney, Australia (La Lumiere School)



## Notes

- Logged a career-high 27 minutes at UCLA, where he posted four points and a career-high six rebounds
- Blocked a career-high-tying two shots vs. Duke and South Florida
- Did not play vs. Wright State and Boston University because of a left foot injury
- Gave UK 12 quality minutes in the win over Duke with two points, three rebounds and two blocks
- Reclassified to the 2015 class and joined the team in August
- Vital member of Australian U17 team that took silver at 2014 FIBA U17 World Championships

## Did You Know ...

When Isaac needs to relax or de-stress he can be found in UK's Singletary Center playing the piano.

## Isaac Humphries' 2015-16 Game-by-Game Stats

Opponent	Date	gs	min	Total		3-Pointers		Free throws		Rebounds				pf	a	t/o	blk	stl	pts	avg
				fg-fga	pct	3fg-fga	pct	ft-fa	pct	off	def	tot	avg							
ALBANY	11/13/15	7		0-1	.000	0-0	.000	4-4	1.000	0	2	2	2.0	0	0	1	0	0	4	4.0
NJIT	11/14/15	6		2-4	.500	0-0	.000	1-2	.500	1	2	3	2.5	1	0	2	1	0	5	4.5
vs #5/4 Duke	11/17/15	12		1-3	.333	0-0	.000	0-0	.000	2	1	3	2.7	3	1	1	2	0	2	3.7
WRIGHT STATE	11/20/15	dnp		-	-	-	-	-	-	-	-	-	-	-	-	-	-	-	-	-
BOSTON U.	11/24/15	dnp		-	-	-	-	-	-	-	-	-	-	-	-	-	-	-	-	-
vs USF	11/27/15	11		1-3	.333	0-0	.000	0-0	.000	0	0	0	2.0	3	0	1	2	0	2	3.3
ILLINOIS STATE	11/30/15	dnp		-	-	-	-	-	-	-	-	-	-	-	-	-	-	-	-	-
at UCLA	12/03/15	27		1-2	.500	0-0	.000	2-4	.500	2	4	6	2.8	1	0	1	0	0	4	3.4
EKU	12/9/15	dnp		-	-	-	-	-	-	-	-	-	-	-	-	-	-	-	-	-
ARIZONA STATE	12/12/15	5		1-1	1.000	0-0	.000	1-1	1.000	1	0	1	2.5	3	0	0	0	0	3	3.3
vs Ohio State	12/19/15	dnp		-	-	-	-	-	-	-	-	-	-	-	-	-	-	-	-	-
#16/15 LOUISVILLE	12/26/15	dnp		-	-	-	-	-	-	-	-	-	-	-	-	-	-	-	-	-
OLE MISS	01/02/16	1		0-1	.000	0-0	.000	0-0	.000	0	0	0	2.1	2	0	1	0	0	0	2.9
at LSU	01/05/16	7		0-2	.000	0-0	.000	0-0	.000	0	1	1	2.0	3	0	0	0	0	0	2.5
at Alabama	1/9/16	dnp		-	-	-	-	-	-	-	-	-	-	-	-	-	-	-	-	-
MISSISSIPPI STATE	01/12/16	dnp		-	-	-	-	-	-	-	-	-	-	-	-	-	-	-	-	-
Totals		0	76	6-17	.353	0-0	.000	8-11	.727	6	10	16	2.0	16	1	7	5	0	20	2.5

## 2015-16 Averages

Games played	8
Minutes/game	9.5
Points/game	2.5
FG Pct	35.3
FT Pct	72.7
Rebounds/game	2.0
Assists/game	0.1
Turnovers/game	0.9
Assist/turnover ratio	0.1
Blocks/game	0.6

## Season Highs

Points	5 vs. NJIT (11/14/15)
FG Made	2 vs. NJIT (11/14/15)
FG Attempts	4 vs. NJIT (11/14/15)
FT Made	4 vs. ALBANY (11/13/15)
FT Attempts	4, twice, last at UCLA (12/3/15)
FT Pct (min 3 made)	1.000 (4-4) vs. ALBANY (11/13/15)
Rebounds	6 at UCLA (12/3/15)
Assists	1 vs. Duke (11/17/15)
Blocks	2, twice, last vs. USF (11/27/15)
Minutes	27 at UCLA (12/3/15)

## Career Highs

Points	5 vs. NJIT (11/14/15)
FG Made	2 vs. NJIT (11/14/15)
FG Attempts	4 vs. NJIT (11/14/15)
FT Made	4 vs. ALBANY (11/13/15)
FT Attempts	4, twice, last at UCLA (12/3/15)
FT Pct (min 3 made)	1.000 (4-4) vs. ALBANY (11/13/15)
Rebounds	6 at UCLA (12/3/15)
Assists	1 vs. Duke (11/17/15)
Blocks	2, twice, last vs. USF (11/27/15)
Minutes	27 at UCLA (12/3/15)

## Isaac Humphries' Career Stats

Year	GP-GS	Min-Avg	FG-FGA	Pct	3FG-FGA	Pct	FT-FTA	Pct	Off-Def-Tot-Avg	PF-FO	Ast	TO	Blk	Stl	Pts	Avg
2015-16	8-0	76-9.5	6-17	.353	0-0	.000	8-11	.727	6-10-16-2.0	16-0	1	7	5	0	20	2.5
TOTAL	8-0	76-9.5	6-17	.353	0-0	.000	8-11	.727	6-10-16-2.0	16-0	1	7	5	0	20	2.5

# PLAYER BIOS

**Alex Poythress • 6-8 • 230 • Senior • Forward**

**Clarksville, Tenn. (Northeast)**

**POYTHRESS**  
**22**



## Notes

- Second on the team with a 7.1 rebounding average
- Played great at Alabama, scoring a career-high 25. After the game Calipari said his performance was “unbelievable”
- Totaled 21 points and a career-high-tying 13 rebounds, his third double-double of the season and fifth of his career, against Eastern Kentucky - coming nearly a year to the day from tearing his ACL
- 43rd player in school history with 800 or more career points and 500 or more career rebounds
- Posted two straight double-doubles vs. Wright State and Boston U., becoming the first UK senior with consecutive double-doubles since Josh Harrellson in 2010-2011 (12/31/2010 vs. Louisville and 1/3/2011 vs. Penn)
- Has played in a team-high 97 career games
- Returning from an ACL injury that cost him 28 games to conclude the 2014-15 season
- Graduated in three years with a degree in business and is now pursuing a master’s degree
- Three-time Academic Team honoree and an All-SEC Freshman team selection in 2013
- Preseason All-SEC Second Team selection (Media and Coaches)

## Did You Know ...

*Alex lists math as his favorite subject in school and playing cards as one of his favorite hobbies.*

## 2015-16 Averages

Games played	16
Minutes/game	24.5
Points/game	9.8
FG Pct	58.8
3FG Pct	7.7
FT Pct	65.6
Rebounds/game	7.1
Assists/game	0.3
Turnovers/game	1.1
Assist/turnover ratio	0.3
Steals/game	0.6
Blocks/game	0.8

## Season Highs

Points.....25 at Alabama (1/9/16)  
 FG Made ..... 9 vs. ECU (12/9/15)  
 FG Attempts ..... 12 vs. ECU (12/9/15)  
 FG Pct (min 5 made)......875 (7-8) vs. BOSTON (11/24/15)  
 3FG Made.....1 vs. Ohio St. (12/19/15)  
 3FG Attempts..... 2 vs. ECU (12/9/15)  
 FT Made..... 9 at Alabama (1/9/16)  
 FT Attempts..... 11 at Alabama (1/9/16)  
 FT Pct (min 3 made)1.000 (4-4) 2X last vs. WRIGHT ST. (11/20/15)  
 Rebounds ..... 13 vs. ECU (12/9/15)  
 Assists..... 2 vs. ILLINOIS ST. (11/30/15)  
 Steals ..... 1,9x, last vs. MISSISSIPPI ST. (1/12/16)  
 Blocks ..... 3, vs. LOUISVILLE (12/26/15)  
 Minutes ..... 34, twice, last at Alabama (1/9/16)

## Career Highs

Points.....25 at Alabama (1/9/16)  
 FG Made.....9, 5x, last vs. ECU (12/9/15)  
 FG Atts.....12, 3x, last vs. ECU (12/9/15)  
 FG Pct (min 5 made)..900 (9-10) vs. LAFAYETTE (11/16/15)  
 3-FG Made. 2, twice, last vs. TENNESSEE (1/15/13)  
 3-FG Atts..... 3, 3x, last vs. ECU (12/9/15)  
 FT Made..... 9 at Alabama (1/9/16)  
 FT Attempts..... 11 at Alabama (1/9/16)  
 FT Pct (min 3 made) 1.000, 5x, last vs. WRIGHT ST. (11/20/15)  
 Rebounds ..... 13, twice, last vs. ECU (12/9/13)  
 Assists...3, twice, last vs. ROBERT MORRIS (11/17/13)  
 Steals .....2, 3x, last vs. Providence (11/30/14)  
 Blocks ..... 4 vs. UT ARLINGTON (11/25/14)  
 Minutes ..... 40 vs. MISSOURI (2/23/13)

Opponent	Date	gs	min	Total		3-Pointers		Free throws		Rebounds				pf	a	t/o	blk	stl	pts	avg
				fg-fga	pct	3fg-fga	pct	ft-fta	pct	off	def	tot	avg							
ALBANY	11/13/15	11	1-2	.500	0-1	.000	0-2	.000	0	3	3	3.0	4	0	0	1	1	2	2.0	
NJIT	11/14/15	21	3-5	.600	0-0	.000	3-5	.600	3	4	7	5.0	4	0	1	1	1	9	5.5	
vs #5/4 Duke	11/17/15	30	3-10	.300	0-1	.000	3-5	.600	4	3	7	5.7	4	0	0	1	0	9	6.7	
WRIGHT STATE	11/20/15	22	3-5	.600	0-1	.000	4-4	1.000	2	8	10	6.8	3	0	0	0	1	10	7.5	
BOSTON U.	11/24/15	21	7-8	.875	0-0	.000	0-0	.000	5	5	10	7.4	3	0	1	0	1	14	8.8	
vs USF	11/27/15	21	4-6	.667	0-0	.000	0-0	.000	0	5	5	7.0	3	0	0	0	0	8	8.7	
ILLINOIS STATE	11/30/15	* 30	3-7	.429	0-1	.000	3-5	.600	2	5	7	7.0	2	2	2	2	1	9	8.7	
at UCLA	12/03/15	17	1-6	.167	0-1	.000	2-2	1.000	3	2	5	6.8	5	1	0	0	1	4	8.1	
EKU	12/9/15	* 24	9-12	.750	0-2	.000	3-3	1.000	6	7	13	7.4	4	0	1	0	0	21	9.6	
ARIZONA STATE	12/12/15	* 19	3-3	1.000	0-0	.000	4-5	.800	0	6	6	7.3	4	0	0	1	1	10	9.6	
vs Ohio State	12/19/15	* 28	2-4	.500	1-1	1.000	1-3	.333	2	5	7	7.3	4	1	2	1	0	6	9.3	
#16/15 LOUISVILLE	12/26/15	* 34	5-7	.714	0-1	.000	4-7	.571	2	4	6	7.2	1	1	1	3	1	14	9.7	
OLE MISS	01/02/16	* 23	2-5	.400	0-1	.000	2-3	.667	3	6	9	7.3	4	0	3	0	0	6	9.4	
at LSU	01/05/16	* 26	2-3	.667	0-1	.000	0-3	.000	0	4	4	7.1	5	0	3	0	0	4	9.0	
at Alabama	1/9/16	* 34	8-10	.800	0-1	.000	9-11	.818	3	4	7	7.1	3	0	4	2	0	25	10.1	
MISSISSIPPI STATE	01/12/16	* 31	1-4	.250	0-1	.000	4-6	.667	2	6	8	7.1	4	0	1	0	1	6	9.8	
Totals		9	392	57.97	.588	1-13	.077	42-64	.656	37	77	114	7.1	57	5	17	12	9	157	9.8

## Alex Poythress' Career Stats

Year	GP-GS	Min-Avg	FG-FGA	Pct	3FG-FGA	Pct	FT-FTA	Pct	Off-Def-Tot-Avg	PF-FO	Ast	TO	Blk	Stl	Pts	Avg
2012-13	33-31	852-25.8	133-229	.581	14-33	.424	91-132	.689	62-137-199-6.0	88-6	22	66	14	9	371	11.2
2013-14	40-0	734-18.4	88-177	.497	8-33	.242	50-80	.625	72-109-181-4.5	85-2	17	38	29	12	234	5.9
2014-15	8-8	162-20.3	16-42	.381	0-7	.000	12-14	.857	12-18-30-3.8	17-1	2	8	12	4	44	5.5
2015-16	16-9	392-24.4	57-97	.588	1-13	.077	42-64	.656	37-77-114-7.1	57-2	5	17	12	9	157	9.8
<b>TOTAL</b>	<b>97-48</b>	<b>2140-22.1</b>	<b>294-545</b>	<b>.539</b>	<b>23-86</b>	<b>.267</b>	<b>195-290</b>	<b>.672</b>	<b>183-341-524-5.4</b>	<b>247-11</b>	<b>46</b>	<b>129</b>	<b>67</b>	<b>34</b>	<b>806</b>	<b>8.3</b>



# PLAYER BIOS

**Jamal Murray • 6-4 • 207 • Freshman • Guard**

**Kitchener, Ontario (Athlete Institute)**



### Notes

- The first player in Kentucky history to hit at least one 3-pointer in each of his first 16 career games
- Leads UK in scoring at 17.6 points per game. No player has averaged more than 17.3 in a season under Calipari
- Scored in double figures in 15 of 16 games, in 14 straight, and scored 21 or more points in three straight games
- The first UK freshman in school history to score at least 18 points in each of the first four SEC games
- His point-total (33) against Ohio State was the second most by a UK player in the Calipari era (35 by Terrence Jones vs. Auburn on Jan. 11, 2011)
- With his performance in his UK debut against Albany, he became the first UK player to post at least 19 points, eight assists and three steals since John Wall did so against Rider on Nov. 21, 2009
- Made a career-high seven 3-pointers against Ohio State, all of them in the second half. He missed just one 3-point attempt in the second half
- Breakout performance in the Pan Am Games as a member of the Canadian National Team with 22 points (all in the second half or overtime) and six assists in a triumph over Team USA to advance to the title game

### Did You Know ...

*Jamal chose No. 23 because it represents the date of his birth. He also meditates to prepare mentally before each game.*

### Jamal Murray's 2015-16 Game-by-Game Stats

Opponent	Date	gs	min	Total		3-Pointers		Free throws		Rebounds				pf	a	t/o	blk	stl	pts	avg	
				fg-fga	pct	3fg-fga	pct	ft-fa	pct	off	def	tot	avg								
ALBANY	11/13/15	*	32	8-15	.533	2-5	.400	1-1	1.000	1	2	3	3.0	3	8	5	0	3	19	19.0	
NUIT	11/14/15	*	30	3-13	.231	1-10	.100	1-1	1.000	1	4	5	4.0	2	2	3	0	1	8	13.5	
vs #5/4 Duke	11/17/15	*	38	7-17	.412	2-3	.667	0-2	.000	3	2	5	4.3	2	5	3	0	4	16	14.3	
WRIGHT STATE	11/20/15	*	34	1-4	.250	1-3	.333	10-10	1.000	0	6	6	4.8	1	1	5	0	0	13	14.0	
BOSTON U.	11/24/15	*	31	5-9	.556	2-5	.400	0-0	.000	1	2	3	4.4	4	2	2	0	0	12	13.6	
vs USF	11/27/15	*	35	8-16	.500	2-5	.400	3-3	1.000	2	1	3	4.2	0	3	0	0	0	21	14.8	
ILLINOIS STATE	11/30/15	*	29	3-9	.333	1-3	.333	9-13	.692	1	4	5	4.3	2	1	4	0	1	16	15.0	
at UCLA	12/03/15	*	35	5-16	.313	5-11	.455	2-3	.667	1	4	5	4.4	3	0	3	0	2	17	15.3	
EKU	12/9/15	*	36	6-15	.400	2-9	.222	2-4	.500	2	5	7	4.7	2	4	4	1	0	16	15.3	
ARIZONA STATE	12/12/15	*	29	4-13	.308	2-6	.333	7-8	.875	1	2	3	4.5	2	5	2	0	0	17	15.5	
vs Ohio State	12/19/15	*	34	13-23	.565	7-9	.778	0-0	.000	1	2	3	4.4	3	1	2	0	1	33	17.1	
#16/15 LOUISVILLE	12/26/15	*	34	3-14	.214	3-8	.375	3-6	.500	1	5	6	4.5	3	2	7	1	0	12	16.7	
OLE MISS	01/02/16	*	39	7-17	.412	4-12	.333	0-0	.000	3	3	6	4.6	1	3	2	0	1	18	16.8	
at LSU	01/05/16	*	36	9-17	.529	2-5	.400	1-1	1.000	1	1	2	4.4	2	1	2	0	1	21	17.1	
at Alabama	1/9/16	*	31	7-13	.538	1-4	.250	6-6	1.000	2	3	5	4.5	3	0	1	0	1	21	17.3	
MISSISSIPPI STATE	01/12/16	*	36	7-14	.500	5-11	.455	3-4	.750	0	1	1	4.3	3	3	4	0	1	22	17.6	
Totals			16	539	96-225	.427	42-109	.385	48-62	.774	21	47	68	4.3	36	41	49	2	16	282	17.6

### 2015-16 Averages

Games played	16
Minutes/game	33.7
Points/game	17.6
FG Pct	42.7
3FG Pct	38.5
FT Pct	77.4
Rebounds/game	4.3
Assists/game	2.6
Turnovers/game	3.1
Assist/turnover ratio	0.8
Steals/game	1.0
Blocks/game	0.1

### Season Highs

Points	33 vs. Ohio St. (12/19/15)
FG Made	13 vs. Ohio St. (12/19/15)
FG Attempts	23 vs. Ohio St. (12/19/15)
FG Pct (min 5)	.565 (13-23) vs. Ohio St. (12/19/15)
3FG Made	7 vs. Ohio St. (12/19/15)
3FG Attempts	12 vs. OLE MISS (1/2/16)
3FG Pct (min 2)	.778 (7-9) vs. Ohio St. (12/19/15)
FT Made	10 vs. WRIGHT ST. (11/20/15)
FT Attempts	13 vs. ILLINOIS STATE (11/30/15)
FT Pct. (min. 3)	1.000, 3x last at Alabama (1/8/16)
Rebounds	7 vs. EKU (12/9/15)
Assists	8 vs. ALBANY (11/13/15)
Steals	4 vs. Duke (11/17/15)
Blocks	1, twice, last vs. LOUISVILLE (12/26/15)
Minutes	39 vs. OLE MISS (1/2/16)

### Career Highs

Points	33 vs. Ohio St. (12/19/15)
FG Made	13 vs. Ohio St. (12/19/15)
FG Attempts	23 vs. Ohio St. (12/19/15)
FG Pct (min 5)	.565 (13-23) vs. Ohio St. (12/19/15)
3FG Made	7 vs. Ohio St. (12/19/15)
3FG Attempts	12 vs. OLE MISS (1/2/16)
3FG Pct (min 2)	.778 (7-9) vs. Ohio St. (12/19/15)
FT Made	10 vs. WRIGHT ST. (11/20/15)
FT Attempts	13 vs. ILLINOIS STATE (11/30/15)
FT Pct. (min. 3)	1.000, 3x last at Alabama (1/8/16)
Rebounds	7 vs. EKU (12/9/15)
Assists	8 vs. ALBANY (11/13/15)
Steals	4 vs. Duke (11/17/15)
Blocks	1, twice, last vs. LOUISVILLE (12/26/15)
Minutes	39 vs. OLE MISS (1/2/16)

### Jamal Murray's Career Stats

Year	GP-GS	Min-Avg	FG-FGA	Pct	3FG-FGA	Pct	FT-FTA	Pct	Off-Def-Tot-Avg	PF-FO	Ast	TO	Blk	Stl	Pts	Avg
2015-16	16-16	539-33.7	96-225	.427	42-109	.385	48-62	.774	21-47-68-4.3	36-0	41	49	2	16	282	17.6
<b>TOTAL</b>	<b>16-16</b>	<b>539-33.7</b>	<b>96-225</b>	<b>.427</b>	<b>42-109</b>	<b>.385</b>	<b>48-62</b>	<b>.774</b>	<b>21-47-68-4.3</b>	<b>36-0</b>	<b>41</b>	<b>49</b>	<b>2</b>	<b>16</b>	<b>282</b>	<b>17.6</b>

# PLAYER BIOS

**EJ Floréal • 6-4 • 203 • Junior • Guard**

**Palo Alto, Calif. (Dunbar)**



### Notes

- Played for the first time this year against Arizona State, grabbing a rebound in the last minute of the game
- Scored on a dunk in the exhibition win over Ottawa and also added three rebounds and an assist
- Academic All-SEC member as a sophomore
- Played in 18 career games

### Did You Know ...

*EJ is a tremendous athlete who also competed in track and field while in high school. He has been tabbed the team's best dunker.*

### EJ Floréal's 2015-16 Game-by-Game Stats

Opponent	Date	gs	min	Total		3-Pointers		Free throws		Rebounds				pf	a	t/o	blk	stl	pts	avg
				fg-fga	pct	3fg-fga	pct	ft-fa	pct	off	def	tot	avg							
ALBANY	11/13/15	dnp	-	-	-	-	-	-	-	-	-	-	-	-	-	-	-	-	-	-
NJIT	11/14/15	dnp	-	-	-	-	-	-	-	-	-	-	-	-	-	-	-	-	-	-
vs #5/4 Duke	11/17/15	dnp	-	-	-	-	-	-	-	-	-	-	-	-	-	-	-	-	-	-
WRIGHT STATE	11/20/15	dnp	-	-	-	-	-	-	-	-	-	-	-	-	-	-	-	-	-	-
BOSTON U.	11/24/15	dnp	-	-	-	-	-	-	-	-	-	-	-	-	-	-	-	-	-	-
vs USF	11/27/15	dnp	-	-	-	-	-	-	-	-	-	-	-	-	-	-	-	-	-	-
ILLINOIS STATE	11/30/15	dnp	-	-	-	-	-	-	-	-	-	-	-	-	-	-	-	-	-	-
at UCLA	12/03/15	dnp	-	-	-	-	-	-	-	-	-	-	-	-	-	-	-	-	-	-
EKU	12/9/15	dnp	-	-	-	-	-	-	-	-	-	-	-	-	-	-	-	-	-	-
ARIZONA STATE	12/12/15	1	0-0	.000	0-0	.000	0-0	.000	1	0	1	1.0	0	0	0	0	0	0	0	0.0
vs Ohio State	12/19/15	dnp	-	-	-	-	-	-	-	-	-	-	-	-	-	-	-	-	-	-
#16/15 LOUISVILLE	12/26/15	dnp	-	-	-	-	-	-	-	-	-	-	-	-	-	-	-	-	-	-
OLE MISS	01/02/16	dnp	-	-	-	-	-	-	-	-	-	-	-	-	-	-	-	-	-	-
at LSU	01/05/16	dnp	-	-	-	-	-	-	-	-	-	-	-	-	-	-	-	-	-	-
at Alabama	1/9/16	1	0-0	.000	0-0	.000	0-0	.000	0	0	0	0.5	0	0	0	0	0	0	0	0.0
MISSISSIPPI STATE	01/12/16	dnp	-	-	-	-	-	-	-	-	-	-	-	-	-	-	-	-	-	-
Totals		0	2	0-0	.000	0-0	.000	0-0	.000	1	0	1	0.5	0	0	0	0	0	0	0.0

### 2015-16 Averages

Games played	2
Minutes/game	1.0
Rebounds/game	0.5

### Season Highs

Rebounds ..... 1 vs. ARIZONA ST. (12/12/15)  
 Minutes ..... 1, twice, last at Alabama (1/9/16)

### Career Highs

Points..... 2 vs. Robert Morris (11/17/13)  
 Rebounds .. 1, 3x, last vs. ARIZONA ST. (12/12/15)  
 FG Made ..... 1, vs. ROBERT MORRIS (11/17/13)  
 FG Atts..... 1, twice, last vs. MONTANA ST. (11/23/14)  
 FG Pct (min 5 made)..... -  
 3-FG Made..... -  
 3-FG Atts..... -  
 FTs Made ..... 1 vs. Kansas (11/18/14)  
 FTs Atts..... 2 vs. Kansas (11/18/14)  
 FT Pct (min 3 made)..... -  
 Assists ..... -  
 Steals ..... 1, twice, last vs. UCLA (12/20/14)  
 Blocks ..... 1 vs. ROBERT MORRIS (11/17/13)  
 Minutes ..... 5 vs. MONTANA ST. (11/23/14)

### EJ Floréal's Career Stats

Year	GP-GS	Min-Avg	FG-FGA	Pct	3FG-FGA	Pct	FT-FTA	Pct	Off-Def-Tot-Avg	PF-FO	Ast	TO	Blk	Stl	Pts	Avg
2013-14	3-0	4-1.3	1-1	1.000	0-0	.000	0-0	.000	0-1-1-0.3	1-0	0	0	1	1	2	0.7
2014-15	13-0	20-1.5	0-1	.000	0-0	.000	1-2	.500	0-1-1-0.1	2-0	0	4	0	1	1	0.1
2015-16	2-0	2-1.0	0-0	.000	0-0	.000	0-0	.000	1-0-1-0.5	0-0	0	0	0	0	0	0.0
<b>TOTAL</b>	<b>18-0</b>	<b>26-1.4</b>	<b>1-2</b>	<b>.500</b>	<b>0-0</b>	<b>.000</b>	<b>1-2</b>	<b>.500</b>	<b>1-2-3-0.2</b>	<b>3-0</b>	<b>0</b>	<b>4</b>	<b>1</b>	<b>2</b>	<b>3</b>	<b>0.2</b>

# PLAYER BIOS

**Dominique Hawkins • 6-0 • 190 • Junior • Guard**

**Richmond, Ky. (Madison Central)**



### Notes

- Left the Ole Miss game in the second half -- the game following his career-best performance, against Louisville -- with a sprained left ankle and has missed three straight games
- Had a career game against Louisville with 13 points, adding three 3s - prior to that game he'd never made more than one 3 in a game
- Became the first Kentucky native to score in double figures for the Wildcats against Louisville since Darius Miller did so in the 2012 Final Four
- Calipari on Hawkins' performance vs. Louisville: "He'll fight like crazy, he's got a great temperament, a great demeanor. One of the great kids of all time. I mean literally one of the great kids."
- Broke his hand during preseason practices and did not compete in the exhibition games but has played in 11 regular-season games
- Appeared in 67 career games and has made nine starts

### Did You Know ...

*Dominique is the self-proclaimed best video game player on the team. He lists his mom, Denise, as the greatest influence in his life.*

### Dominique Hawkins' 2015-16 Game-by-Game Stats

Opponent	Date	gs	min	Total		3-Pointers		Free throws		Rebounds				pf	a	t/o	blk	stl	pts	avg
				fg-fga	pct	3fg-fga	pct	ft-fa	pct	off	def	tot	avg							
ALBANY	11/13/15	11	0-1	.000	0-1	.000	0-0	.000	1	0	1	1.0	3	0	0	0	0	0	0	0.0
NJIT	11/14/15	3	0-1	.000	0-0	.000	1-2	.500	1	0	1	1.0	2	1	0	0	0	1	0.5	
BOSTON U.	11/24/15	3	0-1	.000	0-1	.000	0-0	.000	0	0	0	0.7	1	0	0	0	0	0	0.3	
vs USF	11/27/15	9	1-2	.500	1-2	.500	0-0	.000	0	0	0	0.5	0	1	0	0	1	3	1.0	
ILLINOIS STATE	11/30/15	24	1-5	.200	0-3	.000	5-7	.714	0	0	0	0.4	1	0	1	1	1	7	2.2	
at UCLA	12/03/15	8	1-3	.333	0-1	.000	0-0	.000	2	1	3	0.8	0	0	0	0	0	2	2.2	
EKU	12/9/15	6	0-0	.000	0-0	.000	2-2	1.000	1	1	2	1.0	1	2	0	0	0	2	2.1	
ARIZONA STATE	12/12/15	2	0-1	.000	0-1	.000	0-0	.000	0	0	0	0.9	0	0	1	0	0	0	1.9	
vs Ohio State	12/19/15	2	0-0	.000	0-0	.000	0-0	.000	0	0	0	0.8	0	0	0	0	0	0	1.7	
#16/15 LOUISVILLE	12/26/15	26	3-4	.750	3-4	.750	4-6	.667	0	1	1	0.8	3	1	1	0	0	13	2.8	
OLE MISS	01/02/16	3	0-1	.000	0-1	.000	0-0	.000	0	0	0	0.7	2	1	0	0	0	0	2.5	
Totals		0	97	6-19	.316	4-14	.286	12-17	.706	5	3	8	0.7	13	6	3	1	2	28	2.5

### 2015-16 Averages

Games played	11
Minutes/game	8.8
Points/game	2.5
FG Pct	31.6
3FG Pct	28.6
FT Pct	70.6
Rebounds/game	0.7
Assists/game	0.5
Turnovers/game	0.3
Assist/turnover ratio	2.0
Steals/game	0.2
Blocks/game	0.1

### Season Highs

Points	13 vs. LOUISVILLE (12/26/15)
FG Made	3 vs. LOUISVILLE (12/26/15)
FG Attempts	5 vs. ILLINOIS ST. (11/27/15)
3FG Made	3 vs. LOUISVILLE (12/26/15)
3FG Attempts	4 vs. LOUISVILLE (12/26/15)
3FG Pct. (2 made)	.750 (3-4) LOUISVILLE (12/26/15)
FT Made	5 vs. ILLINOIS ST. (11/30/15)
FT Attempts	7 vs. ILLINOIS ST. (11/30/15)
FT Pct. (3 made)	.714 (5-7) ILLINOIS ST. (11/30/15)
Rebounds	3 at. UCLA (12/3/15)
Assists	2 vs. EKU (12/9/15)
Steals	1, twice, last vs. ILLINOIS ST. (11/30/15)
Blocks	1 vs. ILLINOIS ST. (11/30/15)
Minutes	26 vs. LOUISVILLE (12/26/15)

### Career Highs

Points	13 vs. LOUISVILLE (12/26/15)
FG Made	3, twice, last vs. LOUISVILLE (12/26/15)
FG Atts	8 vs. MONTANA ST. (11/23/14)
FG Pct (min 5 made)	-
3FG Made	3 vs. LOUISVILLE (12/26/15)
3FG Attempts	4 vs. LOUISVILLE (12/26/15)
3FG Pct. (2 made)	.750 (3-4) LOUISVILLE (12/26/15)
FTs Made	5 vs. ILLINOIS ST. (11/30/15)
FTs Atts	7 vs. ILLINOIS ST. (11/30/15)
FT Pct (min 5 made)	.714 (5-7) vs. ILLINOIS ST. (11/30/15)
Rebs	4 vs. BELMONT (12/21/13)
Assists	6 vs. EKU (12/7/14)
Steals	2, twice, last at Florida (2/7/15)
Blocks	1, 3x, last vs. ILLINOIS ST. (11/30/15)
Minutes	26 vs. LOUISVILLE (12/26/15)

### Dominique Hawkins' Career Stats

Year	GP-GS	Min-Avg	FG-FGA	Pct	3FG-FGA	Pct	FT-FTA	Pct	Off-Def-Tot-Avg	PF-FO	Ast	TO	Blk	Stl	Pts	Avg
2013-14	33-0	283-8.6	9-31	.290	2-16	.125	5-13	.385	7-16-23-0.7	37-0	12	6	1	4	25	0.8
2014-15	23-9	163-7.1	10-35	.286	5-21	.238	4-10	.400	3-13-16-0.7	14-0	14	5	1	7	29	1.3
2015-16	11-0	97-8.8	6-19	.316	4-14	.286	12-17	.706	5-3-8-0.7	13-0	6	3	1	2	28	2.5
<b>TOTAL</b>	<b>67-9</b>	<b>543-8.1</b>	<b>25-85</b>	<b>.294</b>	<b>11-51</b>	<b>.216</b>	<b>21-40</b>	<b>.525</b>	<b>15-32-47-0.7</b>	<b>64-0</b>	<b>32</b>	<b>14</b>	<b>3</b>	<b>13</b>	<b>82</b>	<b>1.2</b>

# PLAYER BIOS

**Derek Willis • 6-9 • 220 • Junior • Forward**

**Mt. Washington, Ky. (Bullitt East)**



### Notes

- Scored double-digit points in UK's opening two games
- After five straight games in single digits, scored 11 points at UCLA to go along with a career-high six rebounds
- Made his first career start vs. NJIT after he set new career highs in points (14), field goals (four), 3-pointers made (two), field-goal attempts (seven) and minutes played (28)
- Against NJIT he tied his career high with a 4-for-4 mark from the free-throw line and had five rebounds
- Has appeared in 48 career games
- Two-time All-SEC Academic Team performer

### Did You Know ...

*Derek chose his jersey number because Kevin Durant is his favorite player. He lists ping-pong as a hobby outside of basketball.*

### Derek Willis' 2015-16 Game-by-Game Stats

Opponent	Date	gs	min	Total		3-Pointers		Free throws		Rebounds				pf	a	t/o	blk	stl	pts	avg
				fg-fga	pct	3fg-fga	pct	ft-fa	pct	off	def	tot	avg							
ALBANY	11/13/15	28	4-7	.571	2-5	.400	4-4	1.000	2	3	5	5.0	1	3	3	0	2	14	14.0	
NJIT	11/14/15	17	4-5	.800	3-4	.750	0-0	.000	0	3	3	4.0	1	1	0	2	0	11	12.5	
vs #5/4 Duke	11/17/15	7	0-1	.000	0-1	.000	0-0	.000	0	0	0	2.7	1	0	0	0	0	0	8.3	
WRIGHT STATE	11/20/15	9	1-3	.333	0-1	.000	0-0	.000	0	0	0	2.0	1	0	0	0	2	6.8		
BOSTON U.	11/24/15	9	1-6	.167	0-3	.000	0-0	.000	1	1	2	2.0	1	0	0	0	2	5.8		
vs USF	11/27/15	6	1-3	.333	0-1	.000	0-0	.000	0	0	0	1.7	1	0	1	0	1	5.2		
ILLINOIS STATE	11/30/15	8	1-2	.500	1-2	.500	2-2	1.000	0	2	2	1.7	0	0	0	1	0	5.1		
at UCLA	12/03/15	14	4-9	.444	1-4	.250	2-2	1.000	3	3	6	2.3	5	0	0	0	1	11	5.9	
EKU	12/9/15	6	1-3	.333	0-2	.000	0-0	.000	0	1	1	2.1	0	1	0	0	2	5.4		
ARIZONA STATE	12/12/15	14	3-4	.750	1-2	.500	0-0	.000	1	2	3	2.2	1	0	1	1	1	7	5.6	
vs Ohio State	12/19/15	dnp	-	-	-	-	-	-	-	-	-	-	-	-	-	-	-	-	-	
#16/15 LOUISVILLE	12/26/15	16	1-4	.250	1-3	.333	0-0	.000	1	1	2	2.2	0	0	2	0	3	5.4		
OLE MISS	01/02/16	9	3-4	.750	2-3	.667	0-0	.000	1	0	1	2.1	1	1	2	0	0	8	5.6	
at LSU	01/05/16	19	2-5	.400	2-4	.500	0-0	.000	2	1	3	2.2	2	0	0	0	1	6	5.6	
at Alabama	1/9/16	17	0-0	.000	0-0	.000	0-0	.000	0	2	2	2.1	4	0	0	0	0	5.2		
MISSISSIPPI STATE	01/12/16	11	2-3	.667	2-2	1.000	2-2	1.000	1	1	2	2.1	0	1	1	1	1	8	5.4	
Totals		1	190	28-59	.475	15-37	.405	10-10	1.000	12	20	32	2.1	19	7	10	5	9	81	5.4

### 2015-16 Averages

Games played	15
Minutes/game	12.7
Points/game	5.4
FG Pct	47.5
3FG Pct	40.5
FT Pct	100.0
Rebounds/game	2.1
Assists/game	0.5
Turnovers/game	0.7
Assist/turnover ratio	0.7
Steals/game	0.6
Blocks/game	0.3

### Season Highs

Points	14 vs. ALBANY (11/13/15)
FG Made	4, 3x, last at UCLA (12/3/15)
FG Attempts	9 at UCLA (12/3/15)
3FG Made	3 vs. NJIT (11/14/15)
3FG Attempts	5 vs. ALBANY (11/13/15)
3FG Pct (min 2)	1.000 (2-2) vs. MISSISSIPPI ST. (1/12/16)
FT Made	4 vs. ALBANY (11/13/15)
FT Attempts	4 vs. ALBANY (11/13/15)
FT Pct (min 3)	1.000 (4-4) vs. ALBANY (11/13/15)
Rebounds	6 at UCLA (12/3/15)
Assists	3 vs. ALBANY (11/13/15)
Steals	2, twice, last vs BOSTON (11/24/15)
Blocks	2 vs. NJIT (11/14/15)
Minutes	28 vs. ALBANY (11/13/15)

### Career Highs

Points	14 vs. ALBANY (11/13/15)
FG Made	4, 3x, last at UCLA (12/3/15)
FG Attempts	9 at UCLA (12/3/15)
3-FG Made	3 vs. NJIT (11/14/15)
3-FG Atts	5 vs. ALBANY (11/13/15)
3FG Pct (min 2)	1.000 (2-2) vs. MISSISSIPPI ST. (1/12/16)
FTs Made	4, twice, last vs. ALBANY (11/13/15)
FTs Atts	6 vs. Northern Kentucky (11/10/13)
FT Pct (min 3)	1.000, twice, last vs. ALBANY (11/13/15)
Rebounds	6 at UCLA (12/3/15)
Assists	3 vs. ALBANY (11/13/15)
Steals	2, twice, last vs BOSTON (11/24/15)
Blocks	3, vs. UCLA (12/20/14)
Minutes	28 vs. ALBANY (11/13/15)

### Derek Willis' Career Stats

Year	GP-GS	Min-Avg	FG-FGA	Pct	3FG-3FGA	Pct	FT-FTA	Pct	Off-Def-Tot-Avg	PF-FO	Ast	TO	Blk	Stl	Pts	Avg
2013-14	14-0	39-2.8	3-9	.333	1-6	.167	9-12	.750	1-7-8-0.6	0-0	0	4	0	1	16	1.1
2014-15	19-0	75-3.9	7-18	.389	5-15	.333	6-6	1.000	5-9-14-0.7	5-0	5	8	3	2	25	1.3
2015-16	15-1	190-12.7	28-59	.475	15-37	.405	10-10	1.000	12-20-32-2.1	19-1	7	10	5	9	81	5.4
<b>TOTAL</b>	<b>48-1</b>	<b>304-6.3</b>	<b>38-86</b>	<b>.442</b>	<b>21-58</b>	<b>.362</b>	<b>25-28</b>	<b>.893</b>	<b>18-36-54-1.1</b>	<b>24-1</b>	<b>12</b>	<b>22</b>	<b>8</b>	<b>12</b>	<b>122</b>	<b>2.5</b>



SEASON BOX SCORES

GAME THREE

#2 KENTUCKY 74, #5 DUKE 63



Official Basketball Box Score -- Game Totals -- Final Statistics
Kentucky vs Duke Blue Devils
11/17/15 6:30 pm at United Center Chicago, IL



Kentucky 74 • 3-0

Table with 11 columns: #, Player, Total FG-FGA, 3-Ptr FG-FGA, FT-FTA, Rebounds Off Def Tot, PF, TP, A TO Blk, Stl, Min. Rows include players like Marc Lee, Skal Labissiere, and team totals.

FG % 1st Half: 16-37 43.2% 2nd half: 14-30 46.7% Game: 30-67 44.8%
3FG % 1st Half: 2-6 33.3% 2nd half: 1-4 25.0% Game: 3-10 30.0%
FT % 1st Half: 3-6 50.0% 2nd half: 8-12 66.7% Game: 11-18 61.1%

Duke Blue Devils 63 • 2-1

Table with 11 columns: #, Player, Total FG-FGA, 3-Ptr FG-FGA, FT-FTA, Rebounds Off Def Tot, PF, TP, A TO Blk, Stl, Min. Rows include players like Brandon Ingram, Amelle Jefferson, and team totals.

FG % 1st Half: 12-33 36.4% 2nd half: 10-21 47.6% Game: 22-54 40.7%
3FG % 1st Half: 2-7 28.6% 2nd half: 3-6 50.0% Game: 5-13 38.5%
FT % 1st Half: 5-9 55.6% 2nd half: 9-14 64.3% Game: 14-23 60.9%

Officials: Doug Simmons, Roger Ayers, Tony Greene
Technical fouls: Kentucky-None. Duke Blue Devils-None.
Attendance: 21461

Score by periods table with columns: Period, Kentucky, Duke Blue Devils.
Score tied - 6 times. Lead changed - 2 times.

Points In Off 2nd Fast Bench
UK 48 17 14 18 11
DU 30 5 23 4 4

Technical fouls: Kentucky-None, Duke Blue Devils-None.
Attendance: 21461

GAME FIVE

#1 KENTUCKY 82, BOSTON U. 62



Official Basketball Box Score -- Game Totals -- Final Statistics
Boston U. vs Kentucky
11/24/15 9:00 pm at Rupp Arena - Lexington, KY



Boston U. 62 • 2-3

Table with 11 columns: #, Player, Total FG-FGA, 3-Ptr FG-FGA, FT-FTA, Rebounds Off Def Tot, PF, TP, A TO Blk, Stl, Min. Rows include players like Dieudonne, Nathan, and team totals.

FG % 1st Half: 11-30 36.7% 2nd half: 9-24 37.5% Game: 20-54 37.0%
3FG % 1st Half: 5-15 33.3% 2nd half: 3-9 33.3% Game: 8-24 33.3%
FT % 1st Half: 6-8 75.0% 2nd half: 8-10 80.0% Game: 14-18 77.8%

Kentucky 82 • 5-0

Table with 11 columns: #, Player, Total FG-FGA, 3-Ptr FG-FGA, FT-FTA, Rebounds Off Def Tot, PF, TP, A TO Blk, Stl, Min. Rows include players like Marc Lee, Labissiere, and team totals.

FG % 1st Half: 17-34 50.0% 2nd half: 16-30 53.3% Game: 33-64 51.6%
3FG % 1st Half: 2-11 18.2% 2nd half: 1-4 25.0% Game: 3-15 20.0%
FT % 1st Half: 4-10 40.0% 2nd half: 9-16 56.3% Game: 13-26 50.0%

Officials: Anthony Jordan, Karl Hess, Olanidis Poole
Technical fouls: Boston U.-Havener, Nick. Kentucky-Marcus Lee.
Attendance: 22623

Score by periods table with columns: Period, Boston U., Kentucky.
Score tied - 0 times. Lead changed - 2 times.

Points In Off 2nd Fast Bench
UK 58 17 24 10 19
BOSTON 16 17 9 2 13

Technical fouls: Boston U.-Havener, Nick. Kentucky-Marcus Lee.
Attendance: 22623

GAME FOUR

#2 KENTUCKY 78, WRIGHT STATE 63



Official Basketball Box Score -- Game Totals -- Final Statistics
Wright State vs Kentucky
11/20/15 8:00 pm at Rupp Arena - Lexington, KY



Wright State 63 • 1-3

Table with 11 columns: #, Player, Total FG-FGA, 3-Ptr FG-FGA, FT-FTA, Rebounds Off Def Tot, PF, TP, A TO Blk, Stl, Min. Rows include players like Yoho, JT, Ernsthausen, Parker, and team totals.

FG % 1st Half: 10-32 31.3% 2nd half: 11-26 42.3% Game: 21-58 36.2%
3FG % 1st Half: 3-6 50.0% 2nd half: 3-8 37.5% Game: 6-14 42.9%
FT % 1st Half: 7-8 87.5% 2nd half: 12-13 92.3% Game: 15-17 88.2%

Kentucky 78 • 4-0

Table with 11 columns: #, Player, Total FG-FGA, 3-Ptr FG-FGA, FT-FTA, Rebounds Off Def Tot, PF, TP, A TO Blk, Stl, Min. Rows include players like Marc Lee, Labissiere, Skal, and team totals.

FG % 1st Half: 17-29 58.6% 2nd half: 8-18 44.4% Game: 25-47 53.2%
3FG % 1st Half: 1-5 20.0% 2nd half: 1-5 20.0% Game: 2-10 20.0%
FT % 1st Half: 4-6 66.7% 2nd half: 22-31 71.0% Game: 26-37 70.3%

Officials: Byron Jarrett, Don Daily, Marc Ellard
Technical fouls: Wright State-Thomason, Joe. Kentucky-Jamal Murray.
Attendance: 22563

Score by periods table with columns: Period, Wright State, Kentucky.
Score tied - 0 times. Lead changed - 0 times.

Points In Off 2nd Fast Bench
Wright State 26 27 63
UK 38 5 8 8 8

Technical fouls: Wright State-Thomason, Joe. Kentucky-Jamal Murray.
Attendance: 22563

GAME SIX

#1 KENTUCKY 84, SOUTH FLORIDA 63



Official Basketball Box Score -- Game Totals -- Final Statistics
Kentucky vs USF
11/27/15 5:05 PM at AmericanAirlines Arena



Kentucky 84 • 6-0

Table with 11 columns: #, Player, Total FG-FGA, 3-Ptr FG-FGA, FT-FTA, Rebounds Off Def Tot, PF, TP, A TO Blk, Stl, Min. Rows include players like Marc Lee, Labissiere, Skal, and team totals.

FG % 1st Half: 16-29 55.2% 2nd half: 15-33 45.5% Game: 31-62 50.0%
3FG % 1st Half: 4-7 57.1% 2nd half: 2-6 33.3% Game: 6-13 46.2%
FT % 1st Half: 6-8 75.0% 2nd half: 10-11 90.9% Game: 16-19 84.2%

USF 63 • 1-5

Table with 11 columns: #, Player, Total FG-FGA, 3-Ptr FG-FGA, FT-FTA, Rebounds Off Def Tot, PF, TP, A TO Blk, Stl, Min. Rows include players like PERRY, Chris, PETERS, Roddy, and team totals.

FG % 1st Half: 8-26 30.8% 2nd half: 18-30 60.0% Game: 26-56 46.4%
3FG % 1st Half: 1-6 16.7% 2nd half: 1-4 25.0% Game: 2-10 20.0%
FT % 1st Half: 4-4 100.0% 2nd half: 5-11 45.5% Game: 9-15 60.0%

Officials: Anthony Jordan, Forest Sigler, Sean Casey
Technical fouls: Kentucky-None. USF-None.
Attendance: 10023

Score by periods table with columns: Period, Kentucky, USF.
Score tied - 2 times. Lead changed - 1 time.

Points In Off 2nd Fast Bench
Kentucky 42 42 84
USF 25 6 10 3 21

Technical fouls: Kentucky-None, USF-None.
Attendance: 10023







# SEASON BOX SCORES

## GAME 15 #9 KENTUCKY 77, ALABAMA 61



Official Basketball Box Score -- Game Totals -- Final Statistics  
**Kentucky vs Alabama**  
1/9/16 5:00 p.m. at Tuscaloosa, Ala. (Coleman Coliseum)



### Kentucky 77 • 12-3, 2-1

#	Player	Total		3-Ptr		Rebounds			PF	TP	A	TO	Blk	Stl	Min
		FG-FGA	FG-FGA	FT-FTA	Off	Def	Tot								
00	Marcus Lee	4-5	0-0	0-5	5	6	11	4	8	0	2	1	0	24	
22	Alex Poythress	8-10	0-1	9-11	3	4	7	3	25	0	4	2	0	34	
03	Tyler Ullis	2-7	0-1	4-6	0	5	5	2	8	8	1	1	1	39	
13	Isaiah Briscoe	6-10	0-1	0-2	1	4	5	1	12	4	1	0	0	36	
23	Jamal Murray	7-13	1-4	6-6	2	3	5	3	21	0	1	0	1	31	
01	Skal Labissiere	0-1	0-0	0-0	0	1	1	3	0	0	0	1	0	4	
04	Charles Matthews	0-1	0-0	0-0	0	0	0	1	0	0	0	0	0	3	
11	Mychal Mulder	1-4	1-2	0-0	2	2	4	2	3	0	1	0	0	11	
24	EJ Floreal	0-0	0-0	0-0	0	0	0	0	0	0	0	0	0	1	
35	Derek Willis	0-0	0-0	0-0	0	2	2	4	0	0	0	0	0	17	
	Team				1	2	3						1		
	Totals	28-51	2-9	19-30	14	29	43	23	77	12	11	5	2	200	

FG % 1st Half: 13-29 44.8% 2nd half: 15-22 68.2% Game: 28-51 54.9% Deadball Rebounds 3  
3FG % 1st Half: 2-7 28.6% 2nd half: 0-2 0.0% Game: 2-9 22.2%  
FT % 1st Half: 10-13 76.9% 2nd half: 9-17 52.9% Game: 19-30 63.3%

### Alabama 61 • 9-5, 0-2

#	Player	Total		3-Ptr		Rebounds			PF	TP	A	TO	Blk	Stl	Min
		FG-FGA	FG-FGA	FT-FTA	Off	Def	Tot								
03	Kessens, Michael	0-1	0-1	0-0	0	0	0	2	0	0	0	1	0	7	
00	Taylor, Jimmie	2-3	0-0	0-2	2	4	6	3	4	0	1	4	0	20	
04	Edwards, Arthur	3-9	2-6	3-5	0	3	3	3	11	0	2	0	0	25	
05	Coleman, Justin	1-6	1-4	0-0	0	0	0	3	3	2	0	0	0	25	
32	Obasohan, Retin	6-14	3-4	6-8	0	2	2	2	21	1	2	0	1	36	
01	Norris, Riley	3-5	0-1	4-4	2	1	3	2	10	2	0	1	1	27	
02	Schaffer, Lawson	1-1	1-1	0-0	0	0	0	3	0	0	0	0	0	2	
11	Hale, Shannon	1-9	0-6	4-6	0	2	2	4	6	0	0	0	1	26	
23	Austin, Brandon	0-2	0-1	0-0	0	1	1	2	0	0	1	1	0	15	
35	Hall, Dontae	1-2	0-0	1-2	3	3	6	3	3	0	0	0	0	17	
	Team				1	1	2						1		
	Totals	18-52	7-24	18-27	8	17	25	24	61	5	7	7	3	200	

FG % 1st Half: 9-23 39.1% 2nd half: 9-29 31.0% Game: 18-52 34.6% Deadball Rebounds 6  
3FG % 1st Half: 3-11 27.3% 2nd half: 4-13 30.8% Game: 7-24 29.2%  
FT % 1st Half: 7-13 53.8% 2nd half: 11-14 78.6% Game: 18-27 66.7%

Officials: Olandis Poole, Lamar Simpson, Glenn Tuitt  
Technical fouls: Kentucky-Skal Labissiere. Alabama-None.  
Attendance: 15383

Score by periods	1st	2nd	Total
Kentucky	38	39	77
Alabama	28	33	61

## GAME 16 #14 KENTUCKY 80, MISSISSIPPI STATE 74



Official Basketball Box Score -- Game Totals -- Final Statistics  
**Mississippi State vs Kentucky**  
01/12/16 7:00 pm at Rupp Arena - Lexington, KY



### Mississippi State 74 • 7-8, 0-3

#	Player	Total		3-Ptr		Rebounds			PF	TP	A	TO	Blk	Stl	Min
		FG-FGA	FG-FGA	FT-FTA	Off	Def	Tot								
20	Ware, Gavin	4-7	0-0	3-3	2	4	6	3	11	0	4	0	0	29	
14	Newman, Malik	3-7	2-4	6-6	0	1	1	1	14	4	1	0	0	27	
15	Ready, IJ	2-6	0-0	3-4	0	4	4	3	7	2	3	0	1	34	
23	Daniels, Travis	1-3	1-1	0-0	0	1	1	2	3	0	2	0	0	24	
32	Sword, Craig	9-13	0-0	2-3	0	2	2	5	20	1	5	0	1	31	
01	Thomas, Fred	3-3	2-2	0-0	0	2	2	0	8	1	0	0	1	21	
04	Zupardo, Johnny	1-4	1-4	0-0	0	1	1	1	3	0	2	0	0	11	
11	Weatherspoon, Q	4-8	0-2	0-0	1	2	3	4	8	0	1	0	2	22	
35	Holman, Aric	0-0	0-0	0-0	0	0	0	1	0	0	1	0	0	1	
	Team				0	0	0								
	Totals	27-51	6-13	14-16	3	17	20	20	74	8	19	0	5	200	

FG % 1st Half: 13-22 59.1% 2nd half: 14-29 48.3% Game: 27-51 52.9% Deadball Rebounds 1  
3FG % 1st Half: 4-7 57.1% 2nd half: 2-6 33.3% Game: 6-13 46.2%  
FT % 1st Half: 1-1 100.0% 2nd half: 13-15 86.7% Game: 14-16 87.5%

### Kentucky 80 • 13-3, 3-1

#	Player	Total		3-Ptr		Rebounds			PF	TP	A	TO	Blk	Stl	Min
		FG-FGA	FG-FGA	FT-FTA	Off	Def	Tot								
00	Marcus Lee	1-2	0-0	0-0	2	7	9	5	2	0	3	2	0	24	
22	Alex Poythress	1-4	0-1	4-6	2	6	8	4	6	0	1	0	1	31	
03	Ullis, Tyler	7-14	2-6	5-5	1	2	3	3	21	5	4	0	2	36	
13	Isaiah Briscoe	7-9	0-0	0-1	2	2	4	4	14	5	1	0	1	36	
23	Jamal Murray	7-14	5-11	3-4	0	1	1	3	22	3	4	0	1	36	
01	Labissiere, Skal	2-3	0-0	1-2	1	3	4	1	5	0	1	1	0	14	
04	Matthews, Charles	0-1	0-0	0-0	0	0	0	1	0	0	1	0	0	2	
11	Mychal Mulder	1-5	0-3	0-0	0	0	0	0	2	2	0	0	1	10	
35	Derek Willis	2-3	2-2	2-2	1	1	2	0	8	1	1	1	1	11	
	Team				2	0	2						1		
	Totals	28-55	9-23	15-20	11	22	33	21	80	16	17	4	7	200	

FG % 1st Half: 16-34 47.1% 2nd half: 12-21 57.1% Game: 28-55 50.9% Deadball Rebounds 4  
3FG % 1st Half: 6-17 35.3% 2nd half: 3-6 50.0% Game: 9-23 39.1%  
FT % 1st Half: 1-2 50.0% 2nd half: 14-18 77.8% Game: 15-20 75.0%

Officials: Tony Greene, Ron Groover, Roger Ayers  
Technical fouls: Mississippi State-Ready, IJ. Kentucky-Isaiah Briscoe, Ullis, Tyler.  
Attendance: 23897

Score by periods	1st	2nd	Total
Mississippi State	31	43	74
Kentucky	39	41	80

## GAME 17 KENTUCKY AT AUBURN, JAN. 16

## GAME 18 KENTUCKY AT ARKANSAS, JAN. 21



2015-16 Kentucky Men's Basketball  
 Kentucky Combined Team Statistics (as of Jan 12, 2016)  
 All games



RECORD:	OVERALL	HOME	AWAY	NEUTRAL
ALL GAMES	13-3	10-0	1-2	2-1
CONFERENCE	3-1	2-0	1-1	0-0
NON-CONFERENCE	10-2	8-0	0-1	2-1

#	Player	gp-gs	min	avg	Total		3-Point		F-Throw		Rebounds			pf	dq	a	to	blk	stl	pts	avg	
					fg-fga	fg%	3fg-fga	3fg%	ft-fa	ft%	off	def	tot									avg
23	Jamal Murray	16-16	539	33.7	96-225	.427	42-109	.385	48-62	.774	21	47	68	4.3	36	0	41	49	2	16	282	17.6
03	Tyler Ulis	15-15	540	36.0	65-162	.401	21-72	.292	62-72	.861	10	39	49	3.3	21	0	90	31	3	23	213	14.2
13	Isaiah Briscoe	14-13	441	31.5	65-132	.492	4-22	.182	18-54	.333	16	60	76	5.4	40	1	43	31	3	21	152	10.9
22	Alex Poythress	16-9	392	24.5	57-97	.588	1-13	.077	42-64	.656	37	77	114	7.1	57	2	5	17	12	9	157	9.8
00	Marcus Lee	16-12	358	22.4	57-87	.655	0-0	.000	14-38	.368	51	65	116	7.3	48	4	4	20	29	8	128	8.0
01	Skal Labissiere	16-11	295	18.4	47-91	.516	0-0	.000	33-46	.717	19	34	53	3.3	49	3	5	19	25	4	127	7.9
35	Derek Willis	15-1	190	12.7	28-59	.475	15-37	.405	10-10	1.000	12	20	32	2.1	19	1	7	10	5	9	81	5.4
04	Charles Matthews	16-3	202	12.6	16-33	.485	1-4	.250	9-19	.474	14	11	25	1.6	23	0	10	14	1	10	42	2.6
25	Dominique Hawkins	11-0	97	8.8	6-19	.316	4-14	.286	12-17	.706	5	3	8	0.7	13	0	6	3	1	2	28	2.5
15	Isaac Humphries	8-0	76	9.5	6-17	.353	0-0	.000	8-11	.727	6	10	16	2.0	16	0	1	7	5	0	20	2.5
11	Mychal Mulder	12-0	63	5.3	4-17	.235	2-10	.200	2-2	1.000	8	11	19	1.6	3	0	6	1	0	1	12	1.0
10	Jonny David	4-0	5	1.3	0-1	.000	0-1	.000	2-2	1.000	0	0	0	0.0	0	0	0	1	0	0	2	0.5
24	EJ Floreal	2-0	2	1.0	0-0	.000	0-0	.000	0-0	.000	1	0	1	0.5	0	0	0	0	0	0	0	0.0
Team											24	25	49				7					
Total.....		16	3200		447-940	.476	90-282	.319	260-397	.655	224	402	626	39.1	325	11	218	210	86	103	1244	77.8
Opponents.....		16	3200		381-926	.411	81-260	.312	233-328	.710	182	328	510	31.9	350	-	139	221	45	89	1076	67.2

TEAM STATISTICS	UK	OPP	Date	Opponent	Score	Att.
SCORING	1244	1076	11/13/15	ALBANY	w 78-65	22080
Points per game	77.8	67.2	11/14/15	NJIT	w 87-57	22671
Scoring margin	+10.5	-	1 11/17/15	vs #5/4 Duke	w 74-63	21461
FIELD GOALS-ATT	447-940	381-926	11/20/15	WRIGHT STATE	w 78-63	22563
Field goal pct	.476	.411	11/24/15	BOSTON U.	w 82-62	22623
3 POINT FG-ATT	90-282	81-260	2 11/27/15	vs USF	w 84-63	10023
3-point FG pct	.319	.312	11/30/15	ILLINOIS STATE	w 75-63	21894
3-pt FG made per game	5.6	5.1	12/03/15	at UCLA	L 77-87	12202
FREE THROWS-ATT	260-397	233-328	12/09/15	EKU	w 88-67	22544
Free throw pct	.655	.710	12/12/15	ARIZONA STATE	w 72-58	23665
F-Throws made per game	16.3	14.6	3 12/19/15	vs Ohio State	L 67-74	16311
REBOUNDS	626	510	12/26/15	#16/15 LOUISVILLE	w 75-73	24412
Rebounds per game	39.1	31.9	* 01/02/16	OLE MISS	w 83-61	24399
Rebounding margin	+7.3	-	* 01/05/16	at LSU	L 67-85	13573
ASSISTS	218	139	* 1/9/16	at Alabama	w 77-61	15383
Assists per game	13.6	8.7	* 01/12/16	MISSISSIPPI STATE	w 80-74	23897
TURNOVERS	210	221				
Turnovers per game	13.1	13.8				
Turnover margin	+0.7	-				
Assist/turnover ratio	1.0	0.6				
STEALS	103	89				
Steals per game	6.4	5.6				
BLOCKS	86	45				
Blocks per game	5.4	2.8				
ATTENDANCE	230748	88953				
Home games-Avg/Game	10-23075	3-13719				
Neutral site-Avg/Game	-	3-15932				

\* = Conference game  
 1 = Champions Classic - United Center, Chicago  
 2 = Hoophall Miami Invitational - American Airlines Arena, Miami  
 3 = CBS Sports Classic - Barclays Center, Brooklyn, N.Y.

Score by Periods	1st	2nd	Totals
Kentucky	593	651	1244
Opponents	492	584	1076



2015-16 Kentucky Men's Basketball  
 Kentucky Combined Team Statistics (as of Jan 12, 2016)  
 Conference games



RECORD:	OVERALL	HOME	AWAY	NEUTRAL
ALL GAMES	3-1	2-0	1-1	0-0
CONFERENCE	3-1	2-0	1-1	0-0
NON-CONFERENCE	0-0	0-0	0-0	0-0

#	Player	gp-gs	min	avg	Total		3-Point		F-Throw		Rebounds				pf	dq	a	to	blk	stl	pts	avg
					fg-fga	fg%	3fg-fga	3fg%	ft-fa	ft%	off	def	tot	avg								
23	Jamal Murray	4-4	142	35.5	30-61	.492	12-32	.375	10-11	.909	6	8	14	3.5	9	0	7	9	0	4	82	20.5
03	Ulis, Tyler	4-4	153	38.2	24-50	.480	5-19	.263	19-23	.826	3	9	12	3.0	9	0	29	10	1	9	72	18.0
22	Alex Poythress	4-4	114	28.5	13-22	.591	0-4	.000	15-23	.652	8	20	28	7.0	16	1	0	11	2	1	41	10.3
13	Isaiah Briscoe	4-4	137	34.2	17-33	.515	0-5	.000	3-14	.214	6	14	20	5.0	12	0	12	6	1	6	37	9.3
00	Marcus Lee	4-4	81	20.3	11-18	.611	0-0	.000	1-10	.100	10	20	30	7.5	16	2	0	7	5	0	23	5.8
35	Derek Willis	4-0	56	14.0	7-12	.583	6-9	.667	2-2	1.000	4	4	8	2.0	7	0	2	3	1	2	22	5.5
01	Labissiere, Skal	4-0	48	12.0	7-14	.500	0-0	.000	3-6	.500	5	5	10	2.5	11	1	0	2	2	0	17	4.3
11	Mychal Mulder	3-0	35	11.7	3-13	.231	2-7	.286	2-2	1.000	5	7	12	4.0	2	0	2	1	0	1	10	3.3
04	Matthews, Charles	4-0	22	5.5	1-3	.333	0-0	.000	1-2	.500	2	0	2	0.5	5	0	1	2	0	2	3	0.8
24	EJ Floreal	1-0	1	1.0	0-0	.000	0-0	.000	0-0	.000	0	0	0	0.0	0	0	0	0	0	0	0	0.0
25	Dominique Hawkins	1-0	3	3.0	0-1	.000	0-1	.000	0-0	.000	0	0	0	0.0	2	0	1	0	0	0	0	0.0
15	Isaac Humphries	2-0	8	4.0	0-3	.000	0-0	.000	0-0	.000	0	1	1	0.5	5	0	0	1	0	0	0	0.0
Team											7	5	12				2					
Total.....		4	800		113-230	.491	25-77	.325	56-93	.602	56	93	149	37.2	94	4	54	54	12	25	307	76.8
Opponents.....		4	800		95-214	.444	22-65	.338	69-99	.697	37	81	118	29.5	80	-	37	51	14	22	281	70.2

TEAM STATISTICS	UK	OPP	Date	Opponent	Score	Att.
SCORING	307	281	* 01/02/16	OLE MISS	w 83-61	24399
Points per game	76.8	70.2	* 01/05/16	at LSU	L 67-85	13573
Scoring margin	+6.5	-	* 1/9/16	at Alabama	w 77-61	15383
FIELD GOALS-ATT	113-230	95-214	* 01/12/16	MISSISSIPPI STATE	w 80-74	23897
Field goal pct	.491	.444	* = Conference game			
3 POINT FG-ATT	25-77	22-65	1 = Champions Classic - United Center, Chicago			
3-point FG pct	.325	.338	2 = Hoophall Miami Invitational - American Airlines Arena, Miami			
3-pt FG made per game	6.3	5.5	3 = CBS Sports Classic - Barclays Center, Brooklyn, N.Y.			
FREE THROWS-ATT	56-93	69-99				
Free throw pct	.602	.697				
F-Throws made per game	14.0	17.3				
REBOUNDS	149	118				
Rebounds per game	37.2	29.5				
Rebounding margin	+7.8	-				
ASSISTS	54	37				
Assists per game	13.5	9.3				
TURNOVERS	54	51				
Turnovers per game	13.5	12.8				
Turnover margin	-0.7	-				
Assist/turnover ratio	1.0	0.7				
STEALS	25	22				
Steals per game	6.3	5.5				
BLOCKS	12	14				
Blocks per game	3.0	3.5				
ATTENDANCE	48296	28956				
Home games-Avg/Game	2-24148	2-14478				
Neutral site-Avg/Game	-	0-0				

Score by Periods	1st	2nd	Totals
Kentucky	150	157	307
Opponents	118	163	281



2015-16 Kentucky Men's Basketball  
 Kentucky Combined Team Statistics (as of Jan 12, 2016)  
 Last five games



RECORD:	OVERALL	HOME	AWAY	NEUTRAL
ALL GAMES	4-1	3-0	1-1	0-0
CONFERENCE	3-1	2-0	1-1	0-0
NON-CONFERENCE	1-0	1-0	0-0	0-0

##	Player	gp-gs	min	avg	Total		3-Point		F-Throw		Rebounds				pf	dq	a	to	blk	stl	pts	avg
					fg-fga	fg%	3fg-fga	3fg%	ft-fa	ft%	off	def	tot	avg								
23	Jamal Murray	5-5	176	35.2	33-75	.440	15-40	.375	13-17	.765	7	13	20	4.0	12	0	9	16	1	4	94	18.8
03	Ulis, Tyler	5-5	192	38.4	31-62	.500	9-26	.346	22-27	.815	3	10	13	2.6	11	0	37	11	2	10	93	18.6
22	Alex Poythress	5-5	148	29.6	18-29	.621	0-5	.000	19-30	.633	10	24	34	6.8	17	1	1	12	5	2	55	11.0
13	Isaiah Briscoe	4-4	137	34.2	17-33	.515	0-5	.000	3-14	.214	6	14	20	5.0	12	0	12	6	1	6	37	9.3
25	Dominique Hawkins	2-0	29	14.5	3-5	.600	3-5	.600	4-6	.667	0	1	1	0.5	5	0	2	1	0	0	13	6.5
00	Marcus Lee	5-5	111	22.2	15-23	.652	0-0	.000	1-10	.100	14	23	37	7.4	20	2	0	8	6	1	31	6.2
35	Derek Willis	5-0	72	14.4	8-16	.500	7-12	.583	2-2	1.000	5	5	10	2.0	7	0	2	5	1	2	25	5.0
01	Labissiere, Skal	5-0	58	11.6	7-17	.412	0-0	.000	5-8	.625	6	7	13	2.6	13	1	0	2	2	1	19	3.8
11	Mychal Mulder	4-0	36	9.0	3-13	.231	2-7	.286	2-2	1.000	5	7	12	3.0	2	0	2	1	0	1	10	2.5
04	Matthews, Charles	5-1	32	6.4	2-6	.333	0-0	.000	1-2	.500	3	1	4	0.8	9	0	1	2	0	2	5	1.0
15	Isaac Humphries	2-0	8	4.0	0-3	.000	0-0	.000	0-0	.000	0	1	1	0.5	5	0	0	1	0	0	0	0.0
24	EJ Floreal	1-0	1	1.0	0-0	.000	0-0	.000	0-0	.000	0	0	0	0.0	0	0	0	0	0	0	0	0.0
Team											7	6	13				4					
Total.....		5	1000		137-282	.486	36-100	.360	72-118	.610	66	112	178	35.6	113	4	66	69	18	29	382	76.4
Opponents.....		5	1000		122-277	.440	26-79	.329	84-121	.694	58	99	157	31.4	101	-	45	66	15	27	354	70.8

TEAM STATISTICS	UK	OPP	Date	Opponent	Score	Att.
SCORING	382	354	12/26/15	#16/15 LOUISVILLE	w 75-73	24412
Points per game	76.4	70.8	* 01/02/16	OLE MISS	w 83-61	24399
Scoring margin	+5.6	-	* 01/05/16	at LSU	L 67-85	13573
FIELD GOALS-ATT	137-282	122-277	* 1/9/16	at Alabama	w 77-61	15383
Field goal pct	.486	.440	* 01/12/16	MISSISSIPPI STATE	w 80-74	23897
3 POINT FG-ATT	36-100	26-79	* = Conference game			
3-point FG pct	.360	.329	1 = Champions Classic - United Center, Chicago			
3-pt FG made per game	7.2	5.2	2 = Hoophall Miami Invitational - American Airlines Arena, Miami			
FREE THROWS-ATT	72-118	84-121	3 = CBS Sports Classic - Barclays Center, Brooklyn, N.Y.			
Free throw pct	.610	.694				
F-Throws made per game	14.4	16.8				
REBOUNDS	178	157				
Rebounds per game	35.6	31.4				
Rebounding margin	+4.2	-				
ASSISTS	66	45				
Assists per game	13.2	9.0				
TURNOVERS	69	66				
Turnovers per game	13.8	13.2				
Turnover margin	-0.6	-				
Assist/turnover ratio	1.0	0.7				
STEALS	29	27				
Steals per game	5.8	5.4				
BLOCKS	18	15				
Blocks per game	3.6	3.0				
ATTENDANCE	72708	28956				
Home games-Avg/Game	3-24236	2-14478				
Neutral site-Avg/Game	-	0-0				

Score by Periods	1st	2nd	Totals
Kentucky	194	188	382
Opponents	154	200	354



2015-16 Kentucky Men's Basketball  
 Kentucky Season Schedule/Results & Leaders (as of Jan 12, 2016)  
 All games



RECORD:	OVERALL	HOME	AWAY	NEUTRAL
ALL GAMES	13-3	10-0	1-2	2-1
CONFERENCE	3-1	2-0	1-1	0-0
NON-CONFERENCE	10-2	8-0	0-1	2-1

Date	Opponent	Score	Att.	High Points	High Rebounds
11/13/15	ALBANY	w 78-65	22080	(19)Jamal Murray	(8)Marcus Lee
11/14/15	NJIT	w 87-57	22671	(26)Labissiere, Skal	(12)Isaiah Briscoe
11/17/15	1vs #5/4 Duke	w 74-63	21461	(18)Tyler Ulis	(10)Marcus Lee
11/20/15	WRIGHT STATE	w 78-63	22563	(21)Ulis, Tyler	(10)Alex Poythress
11/24/15	BOSTON U.	w 82-62	22623	(16)Labissiere, Skal	(10)Alex Poythress
11/27/15	2vs USF	w 84-63	10023	(21)Jamal Murray	(6)Isaiah Briscoe
					(6)Marcus Lee
11/30/15	ILLINOIS STATE	w 75-63	21894	(18)Isaiah Briscoe	(12)Marcus Lee
12/03/15	at UCLA	77-87 L	12202	(20)Isaiah Briscoe	(6)Derek Willis
					(6)Isaac Humphries
12/9/15	EKU	w 88-67	22544	(21)Alex Poythress	(13)Alex Poythress
12/12/15	ARIZONA STATE	w 72-58	23665	(17)Jamal Murray	(7)Marcus Lee
12/19/15	3vs Ohio State	67-74 L	16311	(33)Jamal Murray	(9)Marcus Lee
12/26/15	#16/15 LOUISVILLE	w 75-73	24412	(21)Ulis, Tyler	(7)Marcus Lee
01/02/16	*OLE MISS	w 83-61	24399	(20)Ulis, Tyler	(9)Alex Poythress
01/05/16	*at LSU	67-85 L	13573	(23)Tyler Ulis	(8)Mychal Mulder
1/9/16	*at Alabama	w 77-61	15383	(25)Alex Poythress	(11)Marcus Lee
01/12/16	*MISSISSIPPI STATE	w 80-74	23897	(22)Jamal Murray	(9)Marcus Lee

\* = Conference game

1 = Champions Classic - United Center, Chicago

2 = Hoophall Miami Invitational - American Airlines Arena, Miami

3 = CBS Sports Classic - Barclays Center, Brooklyn, N.Y.

Attendance Summary	Games	Attend	Avg/Game
Home	10	230748	23075
Away	3	41158	13719
Neutral	3	47795	15932
Total	16	319701	19981



2015-16 Kentucky Men's Basketball  
 Kentucky Overall Team Statistics (as of Jan 12, 2016)  
 All games



TEAM STATISTICS	UK	OPP
SCORING	1244	1076
Points per game	77.8	67.2
Scoring margin	+10.5	-
FIELD GOALS-ATT	447-940	381-926
Field goal pct	.476	.411
3 POINT FG-ATT	90-282	81-260
3-point FG pct	.319	.312
3-pt FG made per game	5.6	5.1
FREE THROWS-ATT	260-397	233-328
Free throw pct	.655	.710
F-Throws made per game	16.3	14.6
REBOUNDS	626	510
Rebounds per game	39.1	31.9
Rebounding margin	+7.3	-
ASSISTS	218	139
Assists per game	13.6	8.7
TURNOVERS	210	221
Turnovers per game	13.1	13.8
Turnover margin	+0.7	-
Assist/turnover ratio	1.0	0.6
STEALS	103	89
Steals per game	6.4	5.6
BLOCKS	86	45
Blocks per game	5.4	2.8
WINNING STREAK	2	-
Home win streak	10	-
ATTENDANCE	230748	88953
Home games-Avg/Game	10-23075	3-13719
Neutral site-Avg/Game	-	3-15932

Score by Periods	1st	2nd	Totals
Kentucky	593	651	1244
Opponents	492	584	1076



2015-16 Kentucky Men's Basketball  
 Kentucky Category Leaders (as of Jan 12, 2016)  
 All games



Points	G	Pts	Pts/G
Jamal Murray	16	282	17.6
Tyler Ulis	15	213	14.2
Alex Poythress	16	157	9.8
Isaiah Briscoe	14	152	10.9
Marcus Lee	16	128	8.0
Skal Labissiere	16	127	7.9
Derek Willis	15	81	5.4
Charles Matthews	16	42	2.6
Dominique Hawkins	11	28	2.5
Isaac Humphries	8	20	2.5
Mychal Mulder	12	12	1.0
Jonny David	4	2	0.5

Scoring Average	G	Pts	Avg/G
Jamal Murray	16	282	17.6
Tyler Ulis	15	213	14.2
Isaiah Briscoe	14	152	10.9
Alex Poythress	16	157	9.8
Marcus Lee	16	128	8.0
Skal Labissiere	16	127	7.9
Derek Willis	15	81	5.4
Charles Matthews	16	42	2.6
Dominique Hawkins	11	28	2.5
Isaac Humphries	8	20	2.5
Mychal Mulder	12	12	1.0
Jonny David	4	2	0.5

FG Percentage	FG	Att	Pct
Marcus Lee	57	87	.655
Alex Poythress	57	97	.588
Skal Labissiere	47	91	.516
Isaiah Briscoe	65	132	.492
Charles Matthews	16	33	.485
Derek Willis	28	59	.475
Jamal Murray	96	225	.427
Tyler Ulis	65	162	.401
Isaac Humphries	6	17	.353
Dominique Hawkins	6	19	.316
Mychal Mulder	4	17	.235
Jonny David	0	1	.000

Field Goal Attempts	G	Att	Att/G
Jamal Murray	16	225	14.1
Tyler Ulis	15	162	10.8
Isaiah Briscoe	14	132	9.4
Alex Poythress	16	97	6.1
Skal Labissiere	16	91	5.7

Field Goals Made	G	Made	Made/G
Jamal Murray	16	96	6.0
Tyler Ulis	15	65	4.3
Isaiah Briscoe	14	65	4.6
Marcus Lee	16	57	3.6
Alex Poythress	16	57	3.6

3-Point Percentage	3FG	Att	Pct
Derek Willis	15	37	.405
Jamal Murray	42	109	.385
Tyler Ulis	21	72	.292
Dominique Hawkins	4	14	.286
Charles Matthews	1	4	.250
Mychal Mulder	2	10	.200
Isaiah Briscoe	4	22	.182
Alex Poythress	1	13	.077
Jonny David	0	1	.000

3-Point FG Attempts	G	Att	Att/G
Jamal Murray	16	109	6.8
Tyler Ulis	15	72	4.8
Derek Willis	15	37	2.5
Isaiah Briscoe	14	22	1.6
Dominique Hawkins	11	14	1.3

3-Point FG Made	G	Made	Made/G
Jamal Murray	16	42	2.6
Tyler Ulis	15	21	1.4
Derek Willis	15	15	1.0
Isaiah Briscoe	14	4	0.3
Dominique Hawkins	11	4	0.4

Free Throw Percent	FG	Att	Pct
Jonny David	2	2	1.000
Mychal Mulder	2	2	1.000
Derek Willis	10	10	1.000
Tyler Ulis	62	72	.861
Jamal Murray	48	62	.774
Isaac Humphries	8	11	.727
Skal Labissiere	33	46	.717
Dominique Hawkins	12	17	.706
Alex Poythress	42	64	.656
Charles Matthews	9	19	.474
Marcus Lee	14	38	.368
Isaiah Briscoe	18	54	.333

Free Throw Attempts	G	Att	Att/G
Tyler Ulis	15	72	4.8
Alex Poythress	16	64	4.0
Jamal Murray	16	62	3.9
Isaiah Briscoe	14	54	3.9
Skal Labissiere	16	46	2.9

Free Throws Made	G	Made	Made/G
Tyler Ulis	15	62	4.1
Jamal Murray	16	48	3.0
Alex Poythress	16	42	2.6
Skal Labissiere	16	33	2.1
Isaiah Briscoe	14	18	1.3



2015-16 Kentucky Men's Basketball  
 Kentucky Category Leaders (as of Jan 12, 2016)  
 All games



Rebounds	G	Reb	Reb/G
Marcus Lee	16	116	7.3
Alex Poythress	16	114	7.1
Isaiah Briscoe	14	76	5.4
Jamal Murray	16	68	4.3
Skal Labissiere	16	53	3.3

Rebound Average	G	Reb	Avg/G
Marcus Lee	16	116	7.3
Alex Poythress	16	114	7.1
Isaiah Briscoe	14	76	5.4
Jamal Murray	16	68	4.3
Skal Labissiere	16	53	3.3

Offensive Rebounds	G	No.	Avg/G
Marcus Lee	16	51	3.2
Alex Poythress	16	37	2.3
Jamal Murray	16	21	1.3
Skal Labissiere	16	19	1.2
Isaiah Briscoe	14	16	1.1

Defensive Rebounds	G	No.	Avg/G
Alex Poythress	16	77	4.8
Marcus Lee	16	65	4.1
Isaiah Briscoe	14	60	4.3
Jamal Murray	16	47	2.9
Tyler Ulis	15	39	2.6

Fouls	G	No.	Per/G
Alex Poythress	16	57	3.6
Skal Labissiere	16	49	3.1
Marcus Lee	16	48	3.0
Isaiah Briscoe	14	40	2.9
Jamal Murray	16	36	2.3

Foulouts	G	No.
Marcus Lee	16	4
Skal Labissiere	16	3
Alex Poythress	16	2
Isaiah Briscoe	14	1
Derek Willis	15	1

Assists	G	No.	Ast/G
Tyler Ulis	15	90	6.0
Isaiah Briscoe	14	43	3.1
Jamal Murray	16	41	2.6
Charles Matthews	16	10	0.6
Derek Willis	15	7	0.5

Steals	G	No.	Stl/G
Tyler Ulis	15	23	1.5
Isaiah Briscoe	14	21	1.5
Jamal Murray	16	16	1.0
Charles Matthews	16	10	0.6
Derek Willis	15	9	0.6
Alex Poythress	16	9	0.6

Blocked Shots	G	No.	Blk/G
Marcus Lee	16	29	1.8
Skal Labissiere	16	25	1.6
Alex Poythress	16	12	0.8
Isaac Humphries	8	5	0.6
Derek Willis	15	5	0.3

Minutes	G	No.	Min/G
Tyler Ulis	15	540	36.0
Jamal Murray	16	539	33.7
Isaiah Briscoe	14	441	31.5
Alex Poythress	16	392	24.5
Marcus Lee	16	358	22.4

Turnovers	G	No.	TO/G
Jamal Murray	16	49	3.1
Isaiah Briscoe	14	31	2.2
Tyler Ulis	15	31	2.1
Marcus Lee	16	20	1.3
Skal Labissiere	16	19	1.2





2015-16 Kentucky Men's Basketball  
 Kentucky Overall/Conference Statistics (as of Jan 12, 2016)  
 All games



SUMMARY	Overall Statistics										Conference Statistics									
	gp-gs	min/g	fg%	3fg%	ft%	r/g	a/g	stl	blk	pts/g	gp-gs	min/g	fg%	3fg%	ft%	r/g	a/g	stl	blk	pts/g
Jamal Murray	16-16	33.7	.427	.385	.774	4.3	2.6	16	2	17.6	4-4	35.5	.492	.375	.909	3.5	1.8	4	0	20.5
Tyler Ulis	15-15	36.0	.401	.292	.861	3.3	6.0	23	3	14.2	4-4	38.2	.480	.263	.826	3.0	7.3	9	1	18.0
Isaiah Briscoe	14-13	31.5	.492	.182	.333	5.4	3.1	21	3	10.9	4-4	34.2	.515	.000	.214	5.0	3.0	6	1	9.3
Alex Poythress	16-9	24.5	.588	.077	.656	7.1	0.3	9	12	9.8	4-4	28.5	.591	.000	.652	7.0	0.0	1	2	10.3
Marcus Lee	16-12	22.4	.655	.000	.368	7.3	0.3	8	29	8.0	4-4	20.3	.611	.000	.100	7.5	0.0	0	5	5.8
Skal Labissiere	16-11	18.4	.516	.000	.717	3.3	0.3	4	25	7.9	4-0	12.0	.500	.000	.500	2.5	0.0	0	2	4.3
Derek Willis	15-1	12.7	.475	.405	1.000	2.1	0.5	9	5	5.4	4-0	14.0	.583	.667	1.000	2.0	0.5	2	1	5.5
Charles Matthews	16-3	12.6	.485	.250	.474	1.6	0.6	10	1	2.6	4-0	5.5	.333	.000	.500	0.5	0.3	2	0	0.8
Dominique Hawkins	11-0	8.8	.316	.286	.706	0.7	0.5	2	1	2.5	1-0	3.0	.000	.000	.000	0.0	1.0	0	0	0.0
Isaac Humphries	8-0	9.5	.353	.000	.727	2.0	0.1	0	5	2.5	2-0	4.0	.000	.000	.000	0.5	0.0	0	0	0.0
Mychal Mulder	12-0	5.3	.235	.200	1.000	1.6	0.5	1	0	1.0	3-0	11.7	.231	.286	1.000	4.0	0.7	1	0	3.3
Jonny David	4-0	1.3	.000	.000	1.000	0.0	0.0	0	0	0.5										
EJ Floreal	2-0	1.0	.000	.000	.000	0.5	0.0	0	0	0.0	1-0	1.0	.000	.000	.000	0.0	0.0	0	0	0.0
Totals	16		.476	.319	.655	39.1	13.6	103	86	77.8	4		.491	.325	.602	37.2	13.5	25	12	76.8
Opponent	16		.411	.312	.710	31.9	8.7	89	45	67.2	4		.444	.338	.697	29.5	9.3	22	14	70.2

SCORING	Overall Statistics								Conference Statistics							
	fg-fga	fg%	3fg-fga	3fg%	ft-fta	ft%	pts	pts/g	fg-fga	fg%	3fg-fga	3fg%	ft-fta	ft%	pts	pts/g
Jamal Murray	96-225	.427	42-109	.385	48-62	.774	282	17.6	30-61	.492	12-32	.375	10-11	.909	82	20.5
Tyler Ulis	65-162	.401	21-72	.292	62-72	.861	213	14.2	24-50	.480	5-19	.263	19-23	.826	72	18.0
Isaiah Briscoe	65-132	.492	4-22	.182	18-54	.333	152	10.9	17-33	.515	0-5	.000	3-14	.214	37	9.3
Alex Poythress	57-97	.588	1-13	.077	42-64	.656	157	9.8	13-22	.591	0-4	.000	15-23	.652	41	10.3
Marcus Lee	57-87	.655	0-0	.000	14-38	.368	128	8.0	11-18	.611	0-0	.000	1-10	.100	23	5.8
Skal Labissiere	47-91	.516	0-0	.000	33-46	.717	127	7.9	7-14	.500	0-0	.000	3-6	.500	17	4.3
Derek Willis	28-59	.475	15-37	.405	10-10	1.000	81	5.4	7-12	.583	6-9	.667	2-2	1.000	22	5.5
Charles Matthews	16-33	.485	1-4	.250	9-19	.474	42	2.6	1-3	.333	0-0	.000	1-2	.500	3	0.8
Dominique Hawkins	6-19	.316	4-14	.286	12-17	.706	28	2.5	0-1	.000	0-1	.000	0-0	.000	0	0.0
Isaac Humphries	6-17	.353	0-0	.000	8-11	.727	20	2.5	0-3	.000	0-0	.000	0-0	.000	0	0.0
Mychal Mulder	4-17	.235	2-10	.200	2-2	1.000	12	1.0	3-13	.231	2-7	.286	2-2	1.000	10	3.3
Jonny David	0-1	.000	0-1	.000	2-2	1.000	2	0.5								
EJ Floreal	0-0	.000	0-0	.000	0-0	.000	0	0.0	0-0	.000	0-0	.000	0-0	.000	0	0.0
Totals	447-940	.476	90-282	.319	260-397	.655	1244	77.8	113-230	.491	25-77	.325	56-93	.602	307	76.8
Opponent	381-926	.411	81-260	.312	233-328	.710	1076	67.2	95-214	.444	22-65	.338	69-99	.697	281	70.2

TOTALS	Overall Statistics										Conference Statistics									
	o-reb	d-reb	total	pf	fo	a	to	a/to	hi	pts	o-reb	d-reb	total	pf	fo	a	to	a/to	hi	pts
Jamal Murray	21	47	68	36	0	41	49	0.8	33		6	8	14	9	0	7	9	0.8	22	
Tyler Ulis	10	39	49	21	0	90	31	2.9	23		3	9	12	9	0	29	10	2.9	23	
Isaiah Briscoe	16	60	76	40	1	43	31	1.4	20		6	14	20	12	0	12	6	2.0	14	
Alex Poythress	37	77	114	57	2	5	17	0.3	25		8	20	28	16	1	0	11	0.0	25	
Marcus Lee	51	65	116	48	4	4	20	0.2	14		10	20	30	16	2	0	7	0.0	13	
Skal Labissiere	19	34	53	49	3	5	19	0.3	26		5	5	10	11	1	0	2	0.0	9	
Derek Willis	12	20	32	19	1	7	10	0.7	14		4	4	8	7	0	2	3	0.7	8	
Charles Matthews	14	11	25	23	0	10	14	0.7	11		2	0	2	5	0	1	2	0.5	3	
Dominique Hawkins	5	3	8	13	0	6	3	2.0	13		0	0	0	2	0	1	0	0.0	0	
Isaac Humphries	6	10	16	16	0	1	7	0.1	5		0	1	1	5	0	0	1	0.0	0	
Mychal Mulder	8	11	19	3	0	6	1	6.0	5		5	7	12	2	0	2	1	2.0	5	
Jonny David	0	0	0	0	0	0	1	0.0	2											
EJ Floreal	1	0	1	0	0	0	0	0.0	0		0	0	0	0	0	0	0	0.0	0	
Totals	224	402	626	325	11	218	210	1.0	88		56	93	149	94	4	54	54	1.0	83	
Opponent	182	328	510	350	-	139	221	0.6	87		37	81	118	80	-	37	51	0.7	85	



2015-16 Kentucky Men's Basketball  
 Kentucky Team Game-by-Game (as of Jan 12, 2016)  
 All games



TEAM STATISTICS

Opponent	Date	Score	W/L	Total		3-Pointers		Free throws		Rebounds				pf	a	t/o	blk	stl	pts	avg
				fg-fga	pct	3fg-fga	pct	ft-fa	pct	off	def	tot	avg							
ALBANY	11/13/15	78-65	W	28-50	.560	6-17	.353	16-24	.667	12	22	34	34.0	21	16	20	8	6	78	78.0
NJIT	11/14/15	87-57	W	32-69	.464	5-21	.238	18-24	.750	22	32	54	44.0	18	14	14	9	6	87	82.5
vs #5/4 Duke	11/17/15	74-63	W	30-67	.448	3-10	.300	11-18	.611	17	22	39	42.3	21	15	9	7	9	74	79.7
WRIGHT STATE	11/20/15	78-63	W	25-47	.532	2-10	.200	26-37	.703	7	30	37	41.0	17	9	12	1	5	78	79.2
BOSTON U.	11/24/15	82-62	W	33-64	.516	3-15	.200	13-26	.500	18	27	45	41.8	18	15	12	5	12	82	79.8
vs USF	11/27/15	84-63	W	31-62	.500	6-13	.462	16-19	.842	12	25	37	41.0	17	16	8	5	9	84	80.5
ILLINOIS STATE	11/30/15	75-63	W	22-51	.431	2-12	.167	29-46	.630	12	27	39	40.7	19	8	15	9	6	75	79.7
at UCLA	12/03/15	77-87	L	25-66	.379	8-25	.320	19-25	.760	16	21	37	40.2	27	12	8	2	6	77	79.4
EKU	12/9/15	88-67	W	35-64	.547	4-19	.211	14-20	.700	18	32	50	41.3	17	18	17	9	3	88	80.3
ARIZONA STATE	12/12/15	72-58	W	24-55	.436	6-21	.286	18-26	.692	11	25	36	40.8	20	15	14	8	6	72	79.5
vs Ohio State	12/19/15	67-74	L	25-63	.397	9-19	.474	8-14	.571	13	27	40	40.7	17	14	12	5	6	67	78.4
#16/15 LOUISVILLE	12/26/15	75-73	W	24-52	.462	11-23	.478	16-25	.640	10	19	29	39.8	19	12	15	6	4	75	78.1
OLE MISS	01/02/16	83-61	W	33-66	.500	7-25	.280	10-20	.500	20	21	41	39.8	25	18	12	2	13	83	78.5
at LSU	01/05/16	67-85	L	24-58	.414	7-20	.350	12-23	.522	11	21	32	39.3	25	8	14	1	3	67	77.6
at Alabama	1/9/16	77-61	W	28-51	.549	2-9	.222	19-30	.633	14	29	43	39.5	23	12	11	5	2	77	77.6
MISSISSIPPI STATE	01/12/16	80-74	W	28-55	.509	9-23	.391	15-20	.750	11	22	33	39.1	21	16	17	4	7	80	77.8
Kentucky		1244		447-940	.476	90-282	.319	260-397	.655	224	402	626	39.1	325	218	210	86	103	1244	77.8
Opponents		1076		381-926	.411	81-260	.312	233-328	.710	182	328	510	31.9	350	139	221	45	89	1076	67.2

Games played: 16  
 Points/game: 77.8  
 FG Pct: 47.6  
 3FG Pct: 31.9  
 FT Pct: 65.5

Rebounds/game: 39.1  
 Assists/game: 13.6  
 Turnovers/game: 13.1  
 Assist/turnover ratio: 1.0  
 Steals/game: 6.4  
 Blocks/game: 5.4



2015-16 Kentucky Men's Basketball  
 Kentucky Opponent Game-by-Game (as of Jan 12, 2016)  
 All games



OPPONENT STATISTICS

Opponent	Date	Score		Total		3-Pointers		Free throws		Rebounds				pf	a	t/o	blk	stl	pts	avg
				fg-fga	pct	3fg-fga	pct	ft-fa	pct	off	def	tot	avg							
ALBANY	11/13/15	78-65	W	25-58	.431	1-14	.071	14-22	.636	13	15	28	28.0	26	4	15	0	9	65	65.0
NJIT	11/14/15	87-57	W	17-55	.309	5-19	.263	18-22	.818	7	16	23	25.5	22	8	14	2	6	57	61.0
vs #5/4 Duke	11/17/15	74-63	W	22-54	.407	5-13	.385	14-23	.609	15	24	39	30.0	20	9	16	8	3	63	61.7
WRIGHT STATE	11/20/15	78-63	W	21-58	.362	6-14	.429	15-17	.882	8	19	27	29.3	33	8	12	1	5	63	62.0
BOSTON U.	11/24/15	82-62	W	20-54	.370	8-24	.333	14-18	.778	8	19	27	28.8	22	9	17	2	6	62	62.0
vs USF	11/27/15	84-63	W	26-56	.464	2-10	.200	9-15	.600	10	21	31	29.2	17	5	14	4	2	63	62.2
ILLINOIS STATE	11/30/15	75-63	W	25-70	.357	5-20	.250	8-10	.800	14	23	37	30.3	32	8	16	2	5	63	62.3
at UCLA	12/03/15	77-87	L	28-53	.528	5-11	.455	26-34	.765	10	28	38	31.3	18	16	10	3	5	87	65.4
EKU	12/9/15	88-67	W	26-65	.400	5-18	.278	10-14	.714	11	14	25	30.6	19	11	13	1	7	67	65.6
ARIZONA STATE	12/12/15	72-58	W	23-62	.371	4-20	.200	8-15	.533	15	21	36	31.1	24	6	17	0	5	58	64.8
vs Ohio State	12/19/15	67-74	L	26-64	.406	9-18	.500	13-17	.765	13	29	42	32.1	16	10	11	7	9	74	65.6
#16/15 LOUISVILLE	12/26/15	75-73	W	27-63	.429	4-14	.286	15-22	.682	21	18	39	32.7	21	8	15	1	5	73	66.2
OLE MISS	01/02/16	83-61	W	20-50	.400	3-14	.214	18-26	.692	10	17	27	32.2	19	7	16	3	6	61	65.8
at LSU	01/05/16	67-85	L	30-61	.492	6-14	.429	19-30	.633	16	30	46	33.2	17	17	9	4	8	85	67.2
at Alabama	1/9/16	77-61	W	18-52	.346	7-24	.292	18-27	.667	8	17	25	32.7	24	5	7	7	3	61	66.8
MISSISSIPPI STATE	01/12/16	80-74	W	27-51	.529	6-13	.462	14-16	.875	3	17	20	31.9	20	8	19	0	5	74	67.2
Opponents		1076		381-926	.411	81-260	.312	233-328	.710	182	328	510	31.9	350	139	221	45	89	1076	67.2
Kentucky		1244		447-940	.476	90-282	.319	260-397	.655	224	402	626	39.1	325	218	210	86	103	1244	77.8

Games played: 16  
 Points/game: 67.2  
 FG Pct: 41.1  
 3FG Pct: 31.2  
 FT Pct: 71.0

Rebounds/game: 31.9  
 Assists/game: 8.7  
 Turnovers/game: 13.8  
 Assist/turnover ratio: 0.6  
 Steals/game: 5.6  
 Blocks/game: 2.8



2015-16 Kentucky Men's Basketball  
 Kentucky Points-Rebounds-Assists (as of Jan 12, 2016)  
 All games



Opponent	Date	Score		00	01	03	04	10	11	13
				LEE,MARCUS	LABISSIERE	ULIS,TYLER	MATTHEWS,C	DAVID,JONN	MULDER,MYC	BRISCOE,IS
ALBANY	11/13/15	78-65	w	12-8-3	9-5-0	12-4-2	4-2-0	DNP	2-0-0	DNP
NJIT	11/14/15	87-57	w	10-8-0	26-5-0	5-5-5	1-0-2	0-0-0	0-2-1	11-12-2
vs #5/4 Duke	11/17/15	74-63	w	10-10-1	7-4-1	18-4-6	0-0-0	DNP	DNP	12-3-1
WRIGHT STATE	11/20/15	78-63	w	0-7-0	13-3-0	21-2-5	4-1-0	DNP	0-2-1	15-3-2
BOSTON U.	11/24/15	82-62	w	9-2-0	16-7-0	15-6-6	3-7-2	0-0-0	0-0-0	11-7-5
vs USF	11/27/15	84-63	w	4-6-0	17-4-2	8-2-2	11-2-1	2-0-0	0-0-0	6-6-7
ILLINOIS STATE	11/30/15	75-63	w	13-12-0	2-2-0	DNP	5-3-2	DNP	0-0-0	18-7-3
at UCLA	12/03/15	77-87	L	2-2-0	6-1-0	9-2-9	2-3-1	DNP	DNP	20-2-1
EKU	12/9/15	88-67	w	11-8-0	10-4-2	9-4-8	7-2-0	DNP	DNP	10-6-1
ARIZONA STATE	12/12/15	72-58	w	14-7-0	0-0-0	12-5-6	0-1-1	0-0-0	0-2-1	9-4-2
vs Ohio State	12/19/15	67-74	L	12-9-0	2-5-0	11-2-4	0-0-0	DNP	0-1-1	3-6-7
#16/15 LOUISVILLE	12/26/15	75-73	w	8-7-0	2-3-0	21-1-8	2-2-0	DNP	0-0-0	DNP
OLE MISS	01/02/16	83-61	w	13-8-0	9-3-0	20-3-10	3-1-0	DNP	DNP	6-5-3
at LSU	01/05/16	67-85	L	0-2-0	3-2-0	23-1-6	0-1-1	DNP	5-8-0	5-6-0
at Alabama	1/9/16	77-61	w	8-11-0	0-1-0	8-5-8	0-0-0	DNP	3-4-0	12-5-4
MISSISSIPPI STATE	01/12/16	80-74	w	2-9-0	5-4-0	21-3-5	0-0-0	DNP	2-0-2	14-4-5

Opponent	Date	Score		15	22	23	24	25	35
				HUMPHRIES,	POYTHRESS,	MURRAY,JAM	FLOREAL,EJ	HAWKINS,DO	WILLIS,DER
ALBANY	11/13/15	78-65	w	4-2-0	2-3-0	19-3-8	DNP	0-1-0	14-5-3
NJIT	11/14/15	87-57	w	5-3-0	9-7-0	8-5-2	DNP	1-1-1	11-3-1
vs #5/4 Duke	11/17/15	74-63	w	2-3-1	9-7-0	16-5-5	DNP	DNP	0-0-0
WRIGHT STATE	11/20/15	78-63	w	DNP	10-10-0	13-6-1	DNP	DNP	2-0-0
BOSTON U.	11/24/15	82-62	w	DNP	14-10-0	12-3-2	DNP	0-0-0	2-2-0
vs USF	11/27/15	84-63	w	2-0-0	8-5-0	21-3-3	DNP	3-0-1	2-0-0
ILLINOIS STATE	11/30/15	75-63	w	DNP	9-7-2	16-5-1	DNP	7-0-0	5-2-0
at UCLA	12/03/15	77-87	L	4-6-0	4-5-1	17-5-0	DNP	2-3-0	11-6-0
EKU	12/9/15	88-67	w	DNP	21-13-0	16-7-4	DNP	2-2-2	2-1-1
ARIZONA STATE	12/12/15	72-58	w	3-1-0	10-6-0	17-3-5	0-1-0	0-0-0	7-3-0
vs Ohio State	12/19/15	67-74	L	DNP	6-7-1	33-3-1	DNP	0-0-0	DNP
#16/15 LOUISVILLE	12/26/15	75-73	w	DNP	14-6-1	12-6-2	DNP	13-1-1	3-2-0
OLE MISS	01/02/16	83-61	w	0-0-0	6-9-0	18-6-3	DNP	0-0-1	8-1-1
at LSU	01/05/16	67-85	L	0-1-0	4-4-0	21-2-1	DNP	DNP	6-3-0
at Alabama	1/9/16	77-61	w	DNP	25-7-0	21-5-0	0-0-0	DNP	0-2-0
MISSISSIPPI STATE	01/12/16	80-74	w	DNP	6-8-0	22-1-3	DNP	DNP	8-2-1



2015-16 Kentucky Men's Basketball  
 Kentucky Game-by-Game Highs (as of Jan 12, 2016)  
 All games



Opponent	Date	Score	Points	Rebounds	Assists	Steals	Blocked shots
ALBANY	11/13/15	78-65	19-Jamal Murray	8-Marcus Lee	8-Jamal Murray	3-Jamal Murray	4-Skal Labissiere
NJIT	11/14/15	87-57	26-Labissiere, Skal	12-Isaiah Briscoe	5-Ulis, Tyler	2-Isaiah Briscoe	3-Marcus Lee
vs #5/4 Duke	11/17/15	74-63	18-Tyler Ulis	10-Marcus Lee	6-Tyler Ulis	4-Jamal Murray	2-Isaac Humphries Marcus Lee
WRIGHT STATE	11/20/15	78-63	21-Ulis, Tyler	10-Alex Poythress	5-Ulis, Tyler	2-Ulis, Tyler	1-Labissiere, Skal
BOSTON U.	11/24/15	82-62	16-Labissiere, Skal	10-Alex Poythress	6-Ulis, Tyler	3-Ulis, Tyler Isaiah Briscoe	3-Labissiere, Skal
vs USF	11/27/15	84-63	21-Jamal Murray	6-Marcus Lee Isaiah Briscoe	7-Isaiah Briscoe	2-Isaiah Briscoe Tyler Ulis	3-Skal Labissiere
ILLINOIS STATE	11/30/15	75-63	18-Isaiah Briscoe	12-Marcus Lee	3-Isaiah Briscoe	2-Matthews, Charles	2-Marcus Lee Alex Poythress
at UCLA	12/03/15	77-87	20-Isaiah Briscoe	6-Isaac Humphries Derek Willis	9-Ulis, Tyler	2-Jamal Murray Ulis, Tyler	2-Labissiere, Skal
EKU	12/9/15	88-67	21-Alex Poythress	13-Alex Poythress	8-Ulis, Tyler	2-Isaiah Briscoe	5-Marcus Lee
ARIZONA STATE	12/12/15	72-58	17-Jamal Murray	7-Marcus Lee	6-Ulis, Tyler	2-Isaiah Briscoe	5-Marcus Lee
vs Ohio State	12/19/15	67-74	33-Jamal Murray	9-Marcus Lee	7-Isaiah Briscoe	2-Marcus Lee	2-Labissiere, Skal Marcus Lee
#16/15 LOUISVILLE	12/26/15	75-73	21-Ulis, Tyler	7-Marcus Lee	8-Ulis, Tyler	1-Marcus Lee Alex Poythress Labissiere, Skal Ulis, Tyler	3-Alex Poythress
OLE MISS	01/02/16	83-61	20-Ulis, Tyler	9-Alex Poythress	10-Ulis, Tyler	6-Ulis, Tyler	2-Marcus Lee
at LSU	01/05/16	67-85	23-Tyler Ulis	8-Mychal Mulder	6-Tyler Ulis	1-Derek Willis Jamal Murray Isaiah Briscoe	1-Isaiah Briscoe
at Alabama	1/9/16	77-61	25-Alex Poythress	11-Marcus Lee	8-Tyler Ulis	1-Jamal Murray Tyler Ulis	2-Alex Poythress
MISSISSIPPI STATE	01/12/16	80-74	22-Jamal Murray	9-Marcus Lee	5-Isaiah Briscoe Ulis, Tyler	2-Ulis, Tyler	2-Marcus Lee



2015-16 Kentucky Men's Basketball  
 Kentucky Team High/Low Analysis (as of Jan 12, 2016)  
 All games



Kentucky - TEAM GAME HIGHS

POINTS	88		EKU (12/9/15)
	87		NJIT (11/14/15)
	84		vs USF (11/27/15)
	83		OLE MISS (01/02/16)
	82		BOSTON U. (11/24/15)
FIELD GOALS MADE	35		EKU (12/9/15)
	33		OLE MISS (01/02/16)
	33		BOSTON U. (11/24/15)
FIELD GOAL ATTEMPTS	69		NJIT (11/14/15)
	67		vs #5/4 Duke (11/17/15)
FIELD GOAL PERCENTAGE	.560	(28-50)	ALBANY (11/13/15)
	.549	(28-51)	at Alabama (1/9/16)
3 PT FIELD GOALS MADE	11		#16/15 LOUISVILLE (12/26/15)
	9		MISSISSIPPI STATE (01/12/16)
	9		vs Ohio State (12/19/15)
3 PT FG ATTEMPTS	25		OLE MISS (01/02/16)
	25		at UCLA (12/03/15)
3 PT FG PERCENTAGE	.478	(11-23)	#16/15 LOUISVILLE (12/26/15)
	.474	(9-19)	vs Ohio State (12/19/15)
FREE THROWS MADE	29		ILLINOIS STATE (11/30/15)
	26		WRIGHT STATE (11/20/15)
FREE THROW ATTEMPTS	46		ILLINOIS STATE (11/30/15)
	37		WRIGHT STATE (11/20/15)
FREE THROW PERCENTAGE	.842	(16-19)	vs USF (11/27/15)
	.760	(19-25)	at UCLA (12/03/15)
REBOUNDS	54		NJIT (11/14/15)
	50		EKU (12/9/15)
ASSISTS	18		OLE MISS (01/02/16)
	18		EKU (12/9/15)
STEALS	13		OLE MISS (01/02/16)
	12		BOSTON U. (11/24/15)
BLOCKED SHOTS	9		EKU (12/9/15)
	9		ILLINOIS STATE (11/30/15)
	9		NJIT (11/14/15)
TURNOVERS	20		ALBANY (11/13/15)
	17		MISSISSIPPI STATE (01/12/16)
	17		EKU (12/9/15)
FOULS	27		at UCLA (12/03/15)
	25		at LSU (01/05/16)
	25		OLE MISS (01/02/16)



2015-16 Kentucky Men's Basketball  
 Kentucky High/Low Analysis (as of Jan 12, 2016)  
 All games



Opponent - GAME HIGHS

POINTS	87		at UCLA (12/03/15)
	85		at LSU (01/05/16)
	74		MISSISSIPPI STATE (01/12/16)
	74		vs Ohio State (12/19/15)
	73		#16/15 LOUISVILLE (12/26/15)
FIELD GOALS MADE	30		at LSU (01/05/16)
	28		at UCLA (12/03/15)
FIELD GOAL ATTEMPTS	70		ILLINOIS STATE (11/30/15)
	65		EKU (12/9/15)
FIELD GOAL PERCENTAGE	.529	(27-51)	MISSISSIPPI STATE (01/12/16)
	.528	(28-53)	at UCLA (12/03/15)
3 PT FIELD GOALS MADE	9		vs Ohio State (12/19/15)
	8		BOSTON U. (11/24/15)
3 PT FG ATTEMPTS	24		at Alabama (1/9/16)
	24		BOSTON U. (11/24/15)
3 PT FG PERCENTAGE	.500	(9-18)	vs Ohio State (12/19/15)
	.462	(6-13)	MISSISSIPPI STATE (01/12/16)
FREE THROWS MADE	26		at UCLA (12/03/15)
	19		at LSU (01/05/16)
FREE THROW ATTEMPTS	34		at UCLA (12/03/15)
	30		at LSU (01/05/16)
FREE THROW PERCENTAGE	.882	(15-17)	WRIGHT STATE (11/20/15)
	.875	(14-16)	MISSISSIPPI STATE (01/12/16)
REBOUNDS	46		at LSU (01/05/16)
	42		vs Ohio State (12/19/15)
ASSISTS	17		at LSU (01/05/16)
	16		at UCLA (12/03/15)
STEALS	9		vs Ohio State (12/19/15)
	9		ALBANY (11/13/15)
BLOCKED SHOTS	8		vs #5/4 Duke (11/17/15)
	7		at Alabama (1/9/16)
	7		vs Ohio State (12/19/15)
TURNOVERS	19		MISSISSIPPI STATE (01/12/16)
	17		ARIZONA STATE (12/12/15)
	17		BOSTON U. (11/24/15)
FOULS	33		WRIGHT STATE (11/20/15)
	32		ILLINOIS STATE (11/30/15)



2015-16 Kentucky Men's Basketball  
 Kentucky High/Low Analysis (as of Jan 12, 2016)  
 All games



Kentucky - GAME LOWS

POINTS	67		vs Ohio State (12/19/15)
	67		at LSU (01/05/16)
	72		ARIZONA STATE (12/12/15)
	74		vs #5/4 Duke (11/17/15)
	75		ILLINOIS STATE (11/30/15)
	75		#16/15 LOUISVILLE (12/26/15)
FIELD GOALS MADE	22		ILLINOIS STATE (11/30/15)
	24		ARIZONA STATE (12/12/15)
	24		#16/15 LOUISVILLE (12/26/15)
	24		at LSU (01/05/16)
FIELD GOAL ATTEMPTS	47		WRIGHT STATE (11/20/15)
	50		ALBANY (11/13/15)
FIELD GOAL PERCENTAGE	.379	(25-66)	at UCLA (12/03/15)
	.397	(25-63)	vs Ohio State (12/19/15)
3 PT FIELD GOALS MADE	2		WRIGHT STATE (11/20/15)
	2		ILLINOIS STATE (11/30/15)
	2		at Alabama (1/9/16)
3 PT FG ATTEMPTS	9		at Alabama (1/9/16)
	10		vs #5/4 Duke (11/17/15)
	10		WRIGHT STATE (11/20/15)
3 PT FG PERCENTAGE	.167	(2-12)	ILLINOIS STATE (11/30/15)
	.200	(2-10)	WRIGHT STATE (11/20/15)
	.200	(3-15)	BOSTON U. (11/24/15)
FREE THROWS MADE	8		vs Ohio State (12/19/15)
	10		OLE MISS (01/02/16)
FREE THROW ATTEMPTS	14		vs Ohio State (12/19/15)
	18		vs #5/4 Duke (11/17/15)
FREE THROW PERCENTAGE	.500	(10-20)	OLE MISS (01/02/16)
	.500	(13-26)	BOSTON U. (11/24/15)
REBOUNDS	29		#16/15 LOUISVILLE (12/26/15)
	32		at LSU (01/05/16)
ASSISTS	8		ILLINOIS STATE (11/30/15)
	8		at LSU (01/05/16)
STEALS	2		at Alabama (1/9/16)
	3		EKU (12/9/15)
	3		at LSU (01/05/16)
BLOCKED SHOTS	1		WRIGHT STATE (11/20/15)
	1		at LSU (01/05/16)
TURNOVERS	8		vs USF (11/27/15)
	8		at UCLA (12/03/15)
FOULS	17		WRIGHT STATE (11/20/15)
	17		vs USF (11/27/15)
	17		EKU (12/9/15)
	17		vs Ohio State (12/19/15)





2015-16 Kentucky Men's Basketball  
 Kentucky High/Low Analysis (as of Jan 12, 2016)  
 All games



Opponent - GAME LOWS

POINTS	57		NJIT (11/14/15)
	58		ARIZONA STATE (12/12/15)
	61		OLE MISS (01/02/16)
	61		at Alabama (1/9/16)
	62		BOSTON U. (11/24/15)
FIELD GOALS MADE	17		NJIT (11/14/15)
	18		at Alabama (1/9/16)
FIELD GOAL ATTEMPTS	50		OLE MISS (01/02/16)
	51		MISSISSIPPI STATE (01/12/16)
FIELD GOAL PERCENTAGE	.309	(17-55)	NJIT (11/14/15)
	.346	(18-52)	at Alabama (1/9/16)
3 PT FIELD GOALS MADE	1		ALBANY (11/13/15)
	2		vs USF (11/27/15)
3 PT FG ATTEMPTS	10		vs USF (11/27/15)
	11		at UCLA (12/03/15)
3 PT FG PERCENTAGE	.071	(1-14)	ALBANY (11/13/15)
	.200	(2-10)	vs USF (11/27/15)
	.200	(4-20)	ARIZONA STATE (12/12/15)
FREE THROWS MADE	8		ILLINOIS STATE (11/30/15)
	8		ARIZONA STATE (12/12/15)
FREE THROW ATTEMPTS	10		ILLINOIS STATE (11/30/15)
	14		EKU (12/9/15)
FREE THROW PERCENTAGE	.533	(8-15)	ARIZONA STATE (12/12/15)
	.600	(9-15)	vs USF (11/27/15)
REBOUNDS	20		MISSISSIPPI STATE (01/12/16)
	23		NJIT (11/14/15)
ASSISTS	4		ALBANY (11/13/15)
	5		vs USF (11/27/15)
	5		at Alabama (1/9/16)
STEALS	2		vs USF (11/27/15)
	3		vs #5/4 Duke (11/17/15)
	3		at Alabama (1/9/16)
BLOCKED SHOTS	0		ALBANY (11/13/15)
	0		ARIZONA STATE (12/12/15)
	0		MISSISSIPPI STATE (01/12/16)
TURNOVERS	7		at Alabama (1/9/16)
	9		at LSU (01/05/16)
FOULS	16		vs Ohio State (12/19/15)
	17		vs USF (11/27/15)
	17		at LSU (01/05/16)



2015-16 Kentucky Men's Basketball  
 Kentucky Player High/Low Analysis (as of Jan 12, 2016)  
 All games



Kentucky - INDIVIDUAL GAME HIGHS

Points	33		Jamal Murray vs Ohio State (12/19/15)
	26		Labissiere, Skal vs NJIT (11/14/15)
	25		Alex Poythress at Alabama (1/9/16)
	23		Tyler Ulis at LSU (01/05/16)
	22		Jamal Murray vs Mississippi State (01/12/16)
Field Goals Made	13		Jamal Murray vs Ohio State (12/19/15)
	10		Labissiere, Skal vs NJIT (11/14/15)
Field Goal Att.	23		Jamal Murray vs Ohio State (12/19/15)
	17		Jamal Murray at LSU (01/05/16)
	17		Jamal Murray vs Ole Miss (01/02/16)
	17		Jamal Murray vs #5/4 Duke (11/17/15)
FG Pct (min 5 made)	1.000	(5-5)	Marcus Lee vs ECU (12/9/15)
	.875	(7-8)	Alex Poythress vs Boston U. (11/24/15)
3-Point FG Made	7		Jamal Murray vs Ohio State (12/19/15)
	5		Jamal Murray vs Mississippi State (01/12/16)
	5		Jamal Murray at UCLA (12/03/15)
3-Point FG Att.	12		Jamal Murray vs Ole Miss (01/02/16)
	11		Jamal Murray vs Mississippi State (01/12/16)
	11		Jamal Murray at UCLA (12/03/15)
3-Pt FG Pct (min 2 made)	1.000	(2-2)	Derek Willis vs Mississippi State (01/12/16)
	1.000	(2-2)	Tyler Ulis vs USF (11/27/15)
Free Throws Made	10		Jamal Murray vs Wright State (11/20/15)
	10		Ulis, Tyler vs Wright State (11/20/15)
Free Throw Att.	13		Jamal Murray vs Illinois State (11/30/15)
	12		Ulis, Tyler vs Wright State (11/20/15)
FT Pct (min 3 made)	1.000	(10-10)	Jamal Murray vs Wright State (11/20/15)
	1.000	(6-6)	Jamal Murray at Alabama (1/9/16)
	1.000	(6-6)	Ulis, Tyler vs Boston U. (11/24/15)
	1.000	(6-6)	Tyler Ulis vs #5/4 Duke (11/17/15)
	1.000	(6-6)	Labissiere, Skal vs NJIT (11/14/15)
	1.000	(5-5)	Ulis, Tyler vs Mississippi State (01/12/16)
	1.000	(4-4)	Labissiere, Skal vs ECU (12/9/15)
	1.000	(4-4)	Ulis, Tyler at UCLA (12/03/15)
	1.000	(4-4)	Alex Poythress vs Wright State (11/20/15)
	1.000	(4-4)	Isaac Humphries vs Albany (11/13/15)
	1.000	(4-4)	Derek Willis vs Albany (11/13/15)
	1.000	(3-3)	Alex Poythress vs ECU (12/9/15)
	1.000	(3-3)	Jamal Murray vs USF (11/27/15)
Rebounds	13		Alex Poythress vs ECU (12/9/15)
	12		Marcus Lee vs Illinois State (11/30/15)
	12		Isaiah Briscoe vs NJIT (11/14/15)
Assists	10		Ulis, Tyler vs Ole Miss (01/02/16)
	9		Ulis, Tyler at UCLA (12/03/15)
Steals	6		Ulis, Tyler vs Ole Miss (01/02/16)
	4		Isaiah Briscoe vs Ole Miss (01/02/16)
	4		Jamal Murray vs #5/4 Duke (11/17/15)
Blocked Shots	5		Marcus Lee vs Arizona State (12/12/15)
	5		Marcus Lee vs ECU (12/9/15)
Turnovers	7		Jamal Murray vs #16/15 Louisville (12/26/15)
	5		Isaiah Briscoe vs Illinois State (11/30/15)
	5		Jamal Murray vs Wright State (11/20/15)
	5		Jamal Murray vs Albany (11/13/15)
	5		Tyler Ulis vs Albany (11/13/15)

Fouls	5	Marcus Lee vs Mississippi State (01/12/16)
	5	Alex Poythress at LSU (01/05/16)
	5	Marcus Lee at LSU (01/05/16)
	5	Labissiere, Skal vs Ole Miss (01/02/16)
	5	Marcus Lee vs Ohio State (12/19/15)
	5	Labissiere, Skal vs Arizona State (12/12/15)
	5	Alex Poythress at UCLA (12/03/15)
	5	Derek Willis at UCLA (12/03/15)
	5	Isaiah Briscoe vs Illinois State (11/30/15)
	5	Marcus Lee vs #5/4 Duke (11/17/15)
	5	Skal Labissiere vs #5/4 Duke (11/17/15)
Minutes	40	Tyler Ulis at LSU (01/05/16)
	40	Ulis, Tyler vs Arizona State (12/12/15)
	40	Tyler Ulis vs #5/4 Duke (11/17/15)
	39	Tyler Ulis at Alabama (1/9/16)
	39	Jamal Murray vs Ole Miss (01/02/16)
	39	Ulis, Tyler vs #16/15 Louisville (12/26/15)
	39	Ulis, Tyler vs Ohio State (12/19/15)
	39	Ulis, Tyler vs ECU (12/9/15)



2015-16 Kentucky Men's Basketball  
 Kentucky Opponent High/Low Analysis (as of Jan 12, 2016)  
 All games



OPPONENT INDIVIDUAL GAME HIGHS

Points	27		Lee, Damion vs #16/15 Louisville (12/26/15)
	23		Moody, Stefan vs Ole Miss (01/02/16)
	22		Akoon-Purcell,DeVaug vs Illinois State (11/30/15)
	21		Obasohan, Retin at Alabama (1/9/16)
	21		QUARTERMAN, Tim at LSU (01/05/16)
	21		Welsh, Thomas at UCLA (12/03/15)
Field Goals Made	9		Sword, Craig vs Mississippi State (01/12/16)
	9		QUARTERMAN, Tim at LSU (01/05/16)
	9		Hawkins, Javontae vs ECU (12/9/15)
	9		Akoon-Purcell,DeVaug vs Illinois State (11/30/15)
Field Goal Att.	20		Lee, Damion vs #16/15 Louisville (12/26/15)
	20		Akoon-Purcell,DeVaug vs Illinois State (11/30/15)
FG Pct (min 5 made)	1.000	(5-5)	SIMMONS, Ben at LSU (01/05/16)
	.875	(7-8)	Amile Jefferson vs #5/4 Duke (11/17/15)
3-Point FG Made	4		Lynn, Damon vs NJIT (11/14/15)
	3		Obasohan, Retin at Alabama (1/9/16)
	3		Papale, John vs Boston U. (11/24/15)
	3		Benzinger, Grant vs Wright State (11/20/15)
	3		Matt Jones vs #5/4 Duke (11/17/15)
3-Point FG Att.	10		Papale, John vs Boston U. (11/24/15)
	9		Mosely, Cheddi vs Boston U. (11/24/15)
	9		Lynn, Damon vs NJIT (11/14/15)
3-Pt FG Pct (min 2 made)	1.000	(2-2)	Thomas, Fred vs Mississippi State (01/12/16)
	1.000	(2-2)	EPPS, Aaron at LSU (01/05/16)
	1.000	(2-2)	Holiday, Aaron at UCLA (12/03/15)
Free Throws Made	9		VICTOR II, Craig at LSU (01/05/16)
	9		Moody, Stefan vs Ole Miss (01/02/16)
	9		Lee, Damion vs #16/15 Louisville (12/26/15)
Free Throw Att.	14		VICTOR II, Craig at LSU (01/05/16)
	10		Lee, Damion vs #16/15 Louisville (12/26/15)
FT Pct (min 3 made)	1.000	(9-9)	Moody, Stefan vs Ole Miss (01/02/16)
	1.000	(6-6)	Newman, Malik vs Mississippi State (01/12/16)
	1.000	(5-5)	Reischel, Jarelle vs ECU (12/9/15)
	1.000	(4-4)	Norris, Riley at Alabama (1/9/16)
	1.000	(4-4)	Loving, Marc vs Ohio State (12/19/15)
	1.000	(4-4)	McIntosh, MiKyle vs Illinois State (11/30/15)
	1.000	(4-4)	Mosely, Cheddi vs Boston U. (11/24/15)
	1.000	(4-4)	Coleman, Tim vs NJIT (11/14/15)
	1.000	(4-4)	Andrews, Jamir vs Albany (11/13/15)
	1.000	(3-3)	Ware, Gavin vs Mississippi State (01/12/16)
	1.000	(3-3)	Bolden, Jonah at UCLA (12/03/15)
Rebounds	15		Amile Jefferson vs #5/4 Duke (11/17/15)
	12		VICTOR II, Craig at LSU (01/05/16)
Assists	7		QUARTERMAN, Tim at LSU (01/05/16)
	7		Holiday, Aaron at UCLA (12/03/15)
Steals	4		Coleman, Tim vs NJIT (11/14/15)
	4		Rowley, Mike vs Albany (11/13/15)
Blocked Shots	6		Marshall Plumlee vs #5/4 Duke (11/17/15)
	5		Thompson, Trevor vs Ohio State (12/19/15)
Turnovers	8		Foreman, Kyle vs Boston U. (11/24/15)
	6		PETERS, Roddy vs USF (11/27/15)
Fouls	5		Sword, Craig vs Mississippi State (01/12/16)
	5		Griffin, Roland vs Illinois State (11/30/15)

5	Lee, Paris vs Illinois State (11/30/15)
5	Havener, Nick vs Boston U. (11/24/15)
5	Thomasson, Joe vs Wright State (11/20/15)
5	Karena, Michael vs Wright State (11/20/15)
5	Rowley, Mike vs Albany (11/13/15)



2015-16 Kentucky Men's Basketball  
 Kentucky Team Game-by-Game Comparison (as of Jan 12, 2016)  
 All games



Opponent	1st	2nd	Score	Mar	Total FG	FG Pct	3-Pointers	3FG Pct	Free Throws	FT Pct	Rebounds	Assist	T/Over	Block	Steal	Fouls
ALBANY	38/27	40/38	78-65	+13	28-50/25-58	.560/.431	6-17/1-14	.353/.071	16-24/14-22	.667/.636	34/28 +6	16/4	20/15	8/0	6/9	21/26
NJIT	36/28	51/29	87-57	+30	32-69/17-55	.464/.309	5-21/5-19	.238/.263	18-24/18-22	.750/.818	54/23 +31	14/8	14/14	9/2	6/6	18/22
#5/4 Duke	37/31	37/32	74-63	+11	30-67/22-54	.448/.407	3-10/5-13	.300/.385	11-18/14-23	.611/.609	39/39 -	15/9	9/16	7/8	9/3	21/20
WRIGHT STATE	39/26	39/37	78-63	+15	25-47/21-58	.532/.362	2-10/6-14	.200/.429	26-37/15-17	.703/.882	37/27 +10	9/8	12/12	1/1	5/5	17/33
BOSTON U.	40/33	42/29	82-62	+20	33-64/20-54	.516/.370	3-15/8-24	.200/.333	13-26/14-18	.500/.778	45/27 +18	15/9	12/17	5/2	12/6	18/22
USF	42/21	42/42	84-63	+21	31-62/26-56	.500/.464	6-13/2-10	.462/.200	16-19/9-15	.842/.600	37/31 +6	16/5	8/14	5/4	9/2	17/17
ILLINOIS STATE	31/31	44/32	75-63	+12	22-51/25-70	.431/.357	2-12/5-20	.167/.250	29-46/8-10	.630/.800	39/37 +2	8/8	15/16	9/2	6/5	19/32
UCLA	29/37	48/50	77-87	(10)	25-66/28-53	.379/.528	8-25/5-11	.320/.455	19-25/26-34	.760/.765	37/38 (1)	12/16	8/10	2/3	6/5	27/18
EKU	50/36	38/31	88-67	+21	35-64/26-65	.547/.400	4-19/5-18	.211/.278	14-20/10-14	.700/.714	50/25 +25	18/11	17/13	9/1	3/7	17/19
ARIZONA STATE	32/31	40/27	72-58	+14	24-55/23-62	.436/.371	6-21/4-20	.286/.200	18-26/8-15	.692/.533	36/36 -	15/6	14/17	8/0	6/5	20/24
Ohio State	25/37	42/37	67-74	(7)	25-63/26-64	.397/.406	9-19/9-18	.474/.500	8-14/13-17	.571/.765	40/42 (2)	14/10	12/11	5/7	6/9	17/16
#16/15 LOUISVILLE	44/36	31/37	75-73	+2	24-52/27-63	.462/.429	11-23/4-14	.478/.286	16-25/15-22	.640/.682	29/39 (10)	12/8	15/15	6/1	4/5	19/21
OLE MISS	46/22	37/39	83-61	+22	33-66/20-50	.500/.400	7-25/3-14	.280/.214	10-20/18-26	.500/.692	41/27 +14	18/7	12/16	2/3	13/6	25/19
LSU	27/37	40/48	67-85	(18)	24-58/30-61	.414/.492	7-20/6-14	.350/.429	12-23/19-30	.522/.633	32/46 (14)	8/17	14/9	1/4	3/8	25/17
Alabama	38/28	39/33	77-61	+16	28-51/18-52	.549/.346	2-9/7-24	.222/.292	19-30/18-27	.633/.667	43/25 +18	12/5	11/7	5/7	2/3	23/24
MISSISSIPPI STATE	39/31	41/43	80-74	+6	28-55/27-51	.509/.529	9-23/6-13	.391/.462	15-20/14-16	.750/.875	33/20 +13	16/8	17/19	4/0	7/5	21/20

Note: Game totals are displayed in the format TEAM/OPPONENT for each category