

MIZZOU

MEN'S BASKETBALL



2015-16 UNIVERSITY OF MISSOURI MEN'S BASKETBALL GAME NOTES

2015-16 SCHEDULE

OVERALL: 8-11 **HOME:** 8-3 **AWAY:** 0-5 **NEUTRAL:** 0-3

DATE	OPPONENT	TV	SCORE/TIME (CT)
N 13 F	Wofford #	SECN +	W, 83-74
N 15 U	UMES #	SECN	W, 73-55
N 17 T	at Xavier (RV)	FS1	L, 78-66
N 23 M	vs. Kansas State &	ESPNU	L, 66-42
N 25 T	vs. Northwestern &	ESPN3	L, 67-62
D 1 T	Arkansas State	SECN	W, 88-78
D 4 F	Northern Illinois	SECN +	W, 78-71
D 9 W	Omaha	SECN	W, 85-78
D 13 U	at #13 Arizona	Pac-12 Net.	L, 88-52
D 19 S	NC State	SECN	L, 73-59
D 23 W	vs. Illinois %	ESPN2	L, 68-63
D 29 T	Arkansas-Pine Bluff	SECN +	W, 78-25
J 2 S	Savannah State	SECN +	W, 81-50
J 6 W	at Georgia *	SECN ^	L, 77-59
J 9 S	Auburn *	ESPN2	W, 76-61
J 12 T	Arkansas *	SECN ^	L, 94-61
J 16 S	at #19 South Carolina *	SECN ^	L, 81-72
J 20 W	Georgia *	SECN ^	L, 60-57
J 23 S	at #10 Texas A&M *	SECN ^	L, 66-53
J 27 W	at #20 Kentucky *	SECN ^	8 p.m.
J 30 S	Mississippi State *	SECN ^	7:30 p.m.
F 3 W	Ole Miss *	SECN ^	8 p.m.
F 6 S	at Alabama *	SECN ^	2 p.m.
F 10 W	at Vanderbilt *	SECN ^	8 p.m.
F 13 S	Tennessee *	SECN ^	2 p.m.
F 16 T	South Carolina *	SECN ^	6 p.m.
F 20 S	at Arkansas *	SECN ^	6:30 p.m.
F 23 T	at Ole Miss *	SECN ^	8 p.m.
F 27 S	Texas A&M *	ESPNU	3 p.m.
M 1 T	at LSU *	SECN ^	8 p.m.
M 5 S	Florida	SECN ^	6:30 p.m.

Bold denotes home // * denotes SEC game
 # - CBE HOF Classic Host Games (Mizzou Arena, Columbia, Mo.)
 & - CBE HOF Classic Championship Rounds (Sprint Center, Kansas City, Mo.)
 % - 35th Annual Braggins' Rights Game (Scottrade Center, St. Louis, Mo.)
 ^ - SEC Network broadcasts are additionally available through
 WatchESPN apps and the website, WatchESPN.com
 + - SEC Network + events are digitally exclusive events available on
 WatchESPN apps or WatchESPN.com

GAME 20

MIZZOU TIGERS (8-11, 1-5) AT #23 KENTUCKY WILDCATS (15-4, 5-2)

WEDNESDAY, JAN. 27, 2016 // 8 P.M. (CT) // RUPP ARENA // LEXINGTON, KY.

@MIZZOUHOOPS

8-11 (1-5)

	OVERALL	SEC
PTS / GAME	67.8	63.0
PTS ALLOWED / GAME	68.9	73.2
FG %	42.6	39.0
FG DEFENSE %	41.0	45.8
3-PT FG %	31.3	26.8
3-PT FG DEFENSE %	33.6	33.9
REB / GAME	35.3	33.3
REB ALLOWED / GAME	35.9	36.8
OVERALL LEADING SCORERPURYEAR (11.5)	
OVERALL LEADING REBOUNDERPURYEAR (4.7)	

HEAD COACH..... Kim Anderson (Missouri, '79, '81)
 SCHOOL RECORD..... 17-34 (2nd season)
 CAREER RECORD..... 291-129 (14th season)
 COACHING RECORD VS. MISSOURI..... 0-2

SERIES INFORMATION

ALL-TIME SERIES.....8-0 Kentucky
IN COLUMBIA.....2-0 Kentucky
IN LEXINGTON.....4-0 Kentucky
NEUTRAL SITE.....2-0 Kentucky
LAST MEETING..... L, 69-53
Jan. 29, 2015 (Columbia, Mo.)

FOLLOW #MIZZOU

ON TELEVISION..... SEC Network
8:05 p.m. CT
 Mike Morgan (Play-by-Play)
 Joe Dean (Analyst)
 Laura Rutledge (Reporter)
 Trevor Towle (Producer)
ON RADIO..... Tiger Radio Network
 Mike Kelly (Play-by-Play)
 Gary Link (Analyst)
 Matt Winegardner (Engineer)
ONLINE..... @MizzouHoops
 MUTigers.com
 Kentucky.Statbroadcast.com



@KENTUCKYMBB

15-4 (5-2)

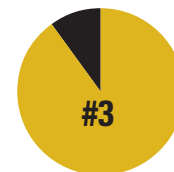
	OVERALL	SEC
PTS / GAME	77.4	76.1
PTS ALLOWED / GAME	67.1	68.4
FG %	46.8	46.5
FG DEFENSE %	40.5	41.2
3-PT FG %	31.9	32.3
3-PT FG DEFENSE %	31.9	34.7
REB / GAME	39.4	38.9
REB ALLOWED / GAME	32.3	31.7
OVERALL LEADING SCORERMURRAY (17.8)	
OVERALL LEADING REBOUNDERM. LEE (6.7)	

HEAD COACH..... John Calipari (Clarion State, '82)
 SCHOOL RECORD..... 205-42 (7th season)
 CAREER RECORD..... 650-182 (23rd season)
 COACHING RECORD VS. MISSOURI..... 5-2

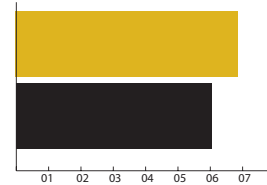
#ZOUNOTES

- ▶ Mizzou Men's Basketball (8-11, 1-5) heads to Kentucky (15-4, 5-2) on Wednesday, Jan. 27, with an 8 p.m. tipoff set for broadcast on the SEC Network.
- ▶ The Tigers return home Saturday, Jan. 30, for the annual Coaches Vs. Cancer White Out Game vs. Mississippi State (7:30 p.m.). All fans are encouraged to wear white.
- ▶ Junior guard **Wes Clark** has reset his career scoring mark three times this season, with his latest 20-point outing (26 points at No. 19 South Carolina, Jan. 16) the most recent effort of note.
- ▶ Head coach **Kim Anderson's** squad is looking for its second conference win of the season after their decisive, 76-61 victory over Auburn (Jan. 9).
- ▶ Freshman forward **Kevin Puryear** became the sixth-fastest freshman to break 200 points in program history vs. Georgia (Jan. 20).
- ▶ Puryear leads the Tigers in scoring in overall games this season with his 11.5 points per game.

#ZOUSTATS



Freshman forward **Kevin Puryear** ranks third in the Southeastern Conference with his 86.2-percent free throw shooting mark in SEC games. Puryear has connected on 25-of-29 foul shots.



The Tigers are averaging 67.8 points per game through 18 games this season, bettering its 60.5 average from a season ago.

PROJECTED #MIZZOU LINEUP

G	1	G	15	G	12	F	24	F	44						
	terrence PHILLIPS		wes CLARK		namon WRIGHT		kevin PURYEAR		ryan ROSBURG						
FR // 5-11 // 175 // ORANGE COUNTY, CALIF.		JR // 6-0 // 180 // DETROIT, MICH.		SO // 6-5 // 202 // LOS ANGELES, CALIF.		FR // 6-7 // 236 // BLUE SPRINGS, MO.		SR // 6-10 // 260 // CHESTERFIELD, MO.							
@FloorGeneral03		@Im_back_15		@kharyw		@CallMe_KP24		@RyRos44							
PPG	7.9	RPG	3.5	APG	2.9	SPG	1.2	PPG	4.6	RPG	3.4	FG%	65.0	MPG	16.6
▶ Matched season-high with 16 points vs. Arkansas (Jan. 12)		▶ Career-high 26 points at S. Car.		▶ Back in starting lineup after game at South Carolina (Jan. 16)		▶ Double digit scoring in 13 of 19 games this season		▶ 58 career starts over the last 3.5 seasons (115 appearances)							
▶ 14 points vs. Omaha (Dec. 9)		▶ 3 20-pt. games in last 8 games		▶ Season-high 18 points in opening win vs. Wofford (Nov. 13)		▶ KC Star Metro Player of the Year as a senior at Blue Springs South		▶ 12 points (6-of-6 FG) at No. 19 South Carolina (Jan. 16)							
▶ 88-4 record as Oak Hill starting PG		▶ Right elbow dislocation caused him to miss final 8 games of 2014-15													

PROJECTED KENTUCKY LINEUP

G 3 TYLER ULIS (SO, 5-9, 160) 15.3 PPG // 3.5 RPG // 6.0 APG	G 13 ISAIAH BRISCOE (FR, 6-3, 202) 9.9 PPG // 5.3 RPG // 2.7 APG	G 23 JAMAL MURRAY (FR., 6-4, 207) 17.8 PPG // 4.6 RPG // 2.4 APG	F 22 ALEX POYTHRESS (SR, 6-8, 230) 9.8 PPG // 6.6 RPG // 0.8 BPG	C 35 DEREK WILLIS (JR, 6-9, 220) 6.2 PPG // 3.3 RPG // 0.6 BPG
--	--	--	--	--

QUICK FACTS

INSTITUTIONAL INFORMATION

Location _____ Columbia, Mo.
 Founded: _____ 1839
 Enrollment: _____ 35,050
 Nickname: _____ Tigers
 Colors: _____ Old Gold and Black
 Arena (Capacity): _____ Mizzou Arena (15,061)
 Conference: _____ Southeastern
 Interim System President: _____ Mike Middleton
 Phone _____ 573-882-2011
 Interim Chancellor: _____ Hank Foley
 Phone: _____ 573-882-3387
 Director of Athletics: _____ Mack Rhoades
 Department Phone: _____ 573-882-6501
 Ticket Office Phone: _____ 573-884-7297
 _____ 800-228-7297

THE MIZZOU TIGERS

Head Coach: _____ Kim Anderson (Second season)
 _____ University of Missouri, 1979, '81
 Missouri Record _____ 17-34 (2nd season)
 Overall Record: _____ 291-129 / .695 (14th season)
 Assistant Coaches: _____ Rob Fulford (Second season)
 _____ Brad Loos (Second season)
 _____ Corey Tate (First season)
 Special Assistant to the Head Coach _____
 _____ Steve Shields (First season)
 Basketball Operations: _____ Paul Rorvig
 _____ (Second season)
 Basketball Performance: _____ Matt Herring
 _____ (Second season)
 Operations Assistant _____ John Poettgen
 Graduate Assistants: _____ Brett Anderson
 _____ Jon Gilliam
 2014-15 Record: _____ 9-23
 SEC Record (Finish): _____ 3-15 (14th)
 Starters Returning / Lost: _____ 3/2
 Lettermen Returning / Lost: _____ 6/5

STRATEGIC COMMUNICATIONS

Senior Assoc. Athletics Director: _____ Ryan Bradley
 Office Phone _____ 573-882-9805
 E-Mail: _____ bradleyry@missouri.edu
 Associate Athletics Director: _____ Chad Moller
 Office Phone: _____ 573-882-0712
 E-Mail: _____ mollerc@missouri.edu
Men's Basketball Contact: _____ Patrick Crawford
Office Phone: _____ 573-882-2531
E-Mail: _____ crawfordpa@missouri.edu
 Associate Director: _____ Kate Lakin
 Assistant Director: _____ Shawn Davis
 Assistant Director: _____ Tyler Koonce
 Assistant Director: _____ Andy Oldenburg
 Web Coordinator: _____ Kevin Fletcher
 Digital Media: _____ Ali Fisher
 Associate (Secondary Contact): _____ Andrew Melroe
 E-Mail: _____ melroea@missouri.edu
 Twitter/Instagram _____ @MizzouHoops
 Website: _____ mutigers.com

Pro-nun-SEE-A-shun GUIDE

Kevin Puryear _____ Per-YEAR
 Namon Wright _____ NAY-mun

KIM ANDERSON



HOMETOWN
 Sedalia, Mo.
HIGH SCHOOL
 Smith-Cotton
TWITTER
 @CoachAndersonMU
FAMILY
 Wife, Melissa
 Son, Ryan
 Son, Brett

In his second season leading the Mizzou Men's Basketball program, head coach **Kim Anderson** continues to turn the Tigers in the right direction, both on and off the court. With five newcomers on the 2015-16 roster that his staff personally recruited, Anderson hopes a higher comfort level and familiarity amongst his squad will translate into better team basketball. The Tigers already did their part in the offseason, posting the highest summer session grade point average for a Mizzou team in more than five seasons.

The Tiger leader took on the role of architect during the summer of 2014, beginning with establishing an identity for the Mizzou program. It would be built to last, with sturdy roots of character, discipline and competitiveness to reignite the passion of the many Black & Gold fans who clamor into Mizzou Arena. The first step was finding student-athletes, so Anderson and his staff brought in five freshmen and a graduate transfer for a total of six new faces. The following step was to get the newcomers and returning players to work as a team, which is not as simple of a process as it sounds.

KIM ANDERSON
 On playing at Rupp Arena (Jan. 25, 2016)

"When we played them last year, they were coming off a couple games that were really tight. I thought Coach Calipari had his team wired when we played them. They came to play, as I'm sure they will Wednesday night. It's a large number of people and they will make a lot of noise. It will be a great experience for our guys."

2015-16 MIZZOU ROSTER

#	Name	Ht.	Wt.	Pos.	Yr.	Exp.
1	Terrence Phillips	5-11	175	G	Fr.	HS Orange County, Calif. / Oak Hill Academy (Va.) Note: 88-4 record as starting point guard at Oak Hill
4	Tramaine Isabell	6-0	178	G	So.	1L Seattle, Wash. / Garfield H.S. Note: Multiple assists in eight games in 14-15
5	D'Angelo Allen	6-7	216	F	So.	1L Dallas, Texas / Kimball H.S. Note: Started last 8 games of 14-15 season
10	K.J. Walton	6-3	197	G	Fr.	HS Brownsburg, Ind. / Brownsburg H.S. Note: Former 103rd-ranked <i>Rivals.com</i> prospect
11	Jimmy Barton	5-9	160	G	R-So.	RS St. Louis, Mo. / DeSmet Jesuit H.S. / Houston Baptist Note: Walk-on with 13 games at H-Baptist in 13-14
12	Namon Wright	6-5	202	G	So.	1L Los Angeles, Calif. / Pacific Hills Note: Averaged 13.6 PPG in last five games of 14-15
13	Trevor Glassman	6-3	200	G	Jr.	TR Bedford, N.H. / New Hampton School / Manhattan Note: Walk-on, sitting out the 2015-16 season after transfer
15	Wes Clark	6-0	180	G	Jr.	2L Detroit, Mich. / Romulus H.S. Note: Returns after season-ending inj. to right elbow
21	Jordan Barnett	6-7	215	F	So.	TR St. Louis, Mo. / Christian Brothers College HS / Texas Note: Midseason transfer, sitting out until 2016-17
23	Jakeenan Gant	6-8	212	F	So.	1L Springfield, Ga. / Effingham County Note: Won Mizzou's annual Black & Gold dunk contest
24	Kevin Puryear	6-7	236	F	Fr.	HS Blue Springs, Mo. / South H.S. Note: 20.1 pts, 7.8 reb. per game as a senior
25	Russell Woods	6-8	225	F	Jr.	JC Chicago, Ill. / Simeon High School / John A. Logan College (Ill.) Note: 14.1 pts., 7.2 reb. per game at JUCO in 14-15
32	Adam Wolf	6-7	202	F	Fr.	HS Beaver Dam, Wis. / Beaver Dam H.S. Note: Walk-on who avg. 17.0 pts. per game as senior
33	Cullen VanLeer	6-4	200	G	Fr.	HS Pacific, Mo. / Pacific H.S. Note: 23.5 pts., 7.3 reb. per game as a senior
44	Ryan Rosburg	6-10	260	F	Sr.	3L Chesterfield, Mo. / Marquette H.S. Note: 58 career starts at Mizzou. 115 career app.



Back Row: Trainer Pat Beckmann, Graduate Assistant Jon Gilliam, Special Assistant to the Head Coach Steve Shields, Athletic Performance Coach Matt Herring, Director of Basketball Operations Paul Rorvig, Head Coach Kim Anderson, Assistant Coach Corey Tate, Assistant Coach Brad Loos, Assistant Coach Rob Fulford, Operations Assistant John Poettgen, Graduate Assistant Brett Anderson.

Front Row: Russell Woods (25), Kevin Puryear (24), Terrence Phillips (1), Wes Clark (15), K.J. Walton (10), Jimmy Barton (11), Tramaine Isabell (4), Cullen VanLeer (33), Namon Wright (12), Adam Wolf (32), D'Angelo Allen (5), Ryan Rosburg (44), Jakeenan Gant (23).

NOTEWORTHY NOTES

LAST TIME OUT

- ▶ Mizzou (8-11, 1-5 SEC) led by four points at the 17:25 mark in the second half at No. 10 Texas A&M (17-2, 7-0), but could not keep pace with the Aggies down the stretch, dropping a 66-53 result at Reed Arena on Saturday.
- ▶ Junior guard **Wes Clark** led the Tigers with 12 points, also matching his career-high with a team-high nine rebounds. Clark also snagged nine rebounds vs. Chaminade at the Maui Invitational last season.
- ▶ Freshman forward **Kevin Puryear** also reached double digits with 11 points. The freshman continued his strong shooting from the free throw line, shooting 5-of-7 from the charity stripe.

CLARK AGAINST THE WILDCATS

- ▶ Junior guard **Wes Clark** has done his part in three career games against Kentucky, averaging 12.0 points, 4.3 rebounds and 2.7 assists per game.
- ▶ In most recent action against the Wildcats (Jan. 29, 2015), Clark scored a then-career-best 19 points on 7-of-16 FG shooting and a 3-of-7 day from beyond the three-point line. Clark has since posted three games of 20+ points this season.

ROAD TESTS LOOM LARGE FOR MIZZOU

- ▶ Mizzou's trip to No. 20 Kentucky on Wednesday, Jan. 27, will be the Tigers' fourth true road game against a ranked opponent this season. That total ranks tied for most in the Southeastern Conference with Vanderbilt.
- ▶ Head coach **Kim Anderson's** squad has also played at No. 13 Arizona (Dec. 13), at No. 19 South Carolina (Jan. 16) and at No. 10 Texas A&M (Dec. 23).

ROSBURG SHOOTING CONFERENCE LIGHTS OUT

- ▶ Senior forward **Ryan Rosburg** shot 5-of-6 from the field at No. 10 Texas A&M (Jan. 23), improving to 19-of-22 from the field in Southeastern Conference play (86.4 percent).
- ▶ That impressive mark was boosted by Rosburg's career-best six field goal makes (out of six attempts) at No. 19 South Carolina (Jan. 16). The effort led to 12 points for his highest scoring output of the season.
- ▶ Rosburg has yet to miss more than one field goal attempt in a conference game this season (1-of-2 at Georgia, Jan. 6; 3-of-4 vs. Georgia, Jan. 20, 5-of-6 at Texas A&M).

DIGGING IN AT THE LINE

- ▶ Mizzou has seen improvement at the free throw line this season, shooting 70.4 percent (297-of-422) thus far in the 2015-16 campaign. Three Tigers are currently shooting better than 75.0-percent from the line, led by the strong charity stripe presence of freshman forward **Kevin Puryear** (81.5 percent, 66-of-81).
- ▶ Last season, Mizzou finished with a 66.0-percent FT mark, with only two Tigers shooting above the 75.0-percent mark.

LAST TIME AT KENTUCKY

- ▶ Mizzou dropped an 86-37 result at No. 1 Kentucky on Jan. 13, 2015.
- ▶ Then-sophomore guard **Wes Clark** put up a then-career-high 14 field goal attempts, which he then reset with 16 shot attempts vs. Kentucky (Jan. 29, 2015).
- ▶ Senior forward **Keanau Post** sank all four of his field goal attempts for eight first half points before eventually finishing in double digits with 10 points.
- ▶ The Tigers played all 10 players that traveled to the Kentucky game.

LAST TIME VS. KENTUCKY

- ▶ More than 13,000 fans packed into Mizzou Arena to watch head coach **Kim Anderson's** squad take on No. 1-ranked Kentucky on Jan. 29, 2015. Mizzou trailed by just six points (32-38) midway through the second half, but ultimately fell by a score of 69-53.
- ▶ Then-sophomore guard **Wes Clark** led Mizzou with a then-career-high 19 points.
- ▶ Mizzou was whistled for a season-high 30 fouls with two starters fouling out (**Keanau Post, Namon Wright**).
- ▶ The Tigers limited UK to just two 3-pointers, its second-fewest of the season. The Wildcats attempted just seven, also their second-lowest of the season.

MORE ABOUT KENTUCKY

- ▶ No. 20 Kentucky (15-4, 5-2) has won two-straight SEC games after starting conference play with a 3-2 mark. Head coach Jon Calipari's group defeated Arkansas on the road, 80-66 (Jan. 21) and Vanderbilt (Jan. 23), 76-57, in recent action.
- ▶ Freshman guard **Jamal Murray** leads the Wildcats with his 17.8 points per game. Murray has additionally sank a three-point attempt in every game this season.
- ▶ Sophomore guard **Tyler Ulis** runs Kentucky's offense effectively, averaging 6.0 assists per game. Ulis' scoring ability is trending upward, as the Wildcat guard has recorded 20 points or more in six of Kentucky's last eight games.

BY THE NUMBERS

13

▶ Mizzou has the 13th-youngest roster in all of Division I basketball this season, according to Ken Pomeroy (kenpom.com). Head coach Kim Anderson's team ranks 339 out of 351 teams in terms of experience.

5

▶ Mizzou has five scholarship newcomers, including four talented freshmen and an experienced JUCO transfer. In total, the squad features eight freshmen/sophomores out of its 12 allocated scholarships.

84

▶ Mizzou outscored its final two nonconference opponents, Arkansas-Pine Bluff and Savannah State, by a combined 84 points.

ZOU STATS

FASTEST MIZZOU FRESHMEN TO 200 POINTS

Name (Year)	Gm.	Pts.	Final
Steve Stipanovich (1979-80)	13	203	445
Kareem Rush (1999-2000)	15	218	323
Nathan Buntin (1986-87)	15	212	402
Doug Smith (1987-88)	17	207	338
Derrick Chievous (1984-85)	17	203	418
Kevin Puryear (2015-16)	18	207	---
Kelly Thames (1993-94)	18	201	391
Stan Ray (1975-76)	21	208	283
Anthony Peeler (1988-89)	21	203	362
Keyon Dooling (1998-99)	22	203	243
Arthur Johnson (2000-01)	23	204	297
Keon Lawrence (2006-07)	24	214	291
Jimmy McKinney (2002-03)	25	211	274

MOVIE SCOUTING REPORT FOR KENTUCKY

DEMOLITION MAN (1993)

Freshman guard **Jamal Murray** averages 6.9 three-point field goal attempts per game this season.

ROCKY V (1990)

Sophomore guard **Tyler Ulis** has averaged 6.0 assists per game this season.

JUDGE DREDD (1995)

Senior forward **Alex Poythress** averages 3.5 fouls per game and has compiled a team-high 66 this season.

ZOU STATS

CAREER NUMBERS VS. KENTUCKY

	GP	FG-A	3PT-A	FT-A	REB	A	TO	BK	ST	TP
Clark	3	14-34	4-13	4-6	13	8	4	0	4	36
Gant	2	5-8	0-2	2-3	5	0	4	0	2	12
Rosburg	4	4-5	0-0	2-4	6	0	3	1	0	10
Wright	2	3-9	0-3	0-0	3	0	2	0	0	6
Allen	2	0-4	0-1	0-0	4	1	0	0	1	0
Isabell	2	0-7	0-4	0-0	4	4	4	0	3	0

NOTEWORTHY NOTES (CONT.)

WELCOME HOME, JORDAN BARNETT

- ▶ Head coach **Kim Anderson** announced on Jan. 19, that former Texas forward **Jordan Barnett**, a St. Louis, Mo., native and former standout at Christian Brothers College High School, had transferred to the University of Missouri and joined the program.
- ▶ In his last game inside Mizzou Arena, Barnett scored 43 points, grabbed 20 rebounds and blocked three shots to lead CBC to an 86-77 overtime win over Hickman to claim the 2014 Missouri Class 5 State Championship. He averaged 20.8 points and 8.2 rebounds per game as a senior.
- ▶ Barnett (6-7, 215 pounds) will sit out as part of his transfer requirements for a year-long period and be eligible to play in the second half of the 2016-17 season as a junior.
- ▶ Barnett was widely considered one of the country's Top 100 players coming out of high school, as he was ranked 70th overall by *Rivals.com* and 86th by *ESPN.com*. He was named the *St. Louis Post-Dispatch's* All-Metro Player of the Year at the conclusion of his final prep campaign.

CLARK DOING HIS THING

- ▶ Junior guard **Wes Clark** had himself a day at No. 19 South Carolina (Jan. 16), recording his third 20-point game in a seven-game span with his career-high 26 points.
- ▶ Prior to this hot seven-game stretch for Clark, the Tiger guard was averaging 7.7 points per game.
- ▶ Clark reset his scoring mark a second time with 22 points vs. Savannah State (Jan. 2) on 9-of-10 shooting.
- ▶ Clark did not miss a shot in the first half vs. Savannah State. Clark was 5-of-5 from the field, including 1-of-1 from three and 1-of-1 from the free throw line.
- ▶ Clark has led Mizzou in scoring five times this season, matching his five games doing so over last season.

ASKED TO SHOOT, PHILLIPS DELIVERS

- ▶ An emphasis has been placed on Mizzou's guards to be able to make something happen when drawn-up plays break down or the shot clock becomes a factor. Freshman guard **Terrence Phillips** matched his season-high with 16 points vs. Arkansas (Jan. 12), equaling his effort vs. Northwestern (Nov. 24).
- ▶ Phillips got his 16 points taking a season-high 14 field goal attempts. Only junior guard **Wes Clark** has more field goals attempts in a game this season with 16 vs. Illinois (Dec. 23) and at South Carolina (Jan. 16) and 15 at Georgia (Jan. 5).

BLOCK PARTY

- ▶ Mizzou sophomore forward **Jakeenan Gant** recorded four blocks vs. Arkansas-Pine Bluff (Dec. 29), a career-high night and the most blocks this season by a Tiger.
- ▶ Gant posted his fifth multiple block game of the season with his two swats vs. Auburn (Jan. 6).
- ▶ Gant has recorded a block in 14-of-19 games and has a team-leading 21 so far in the 2015-16 campaign, with no other Tigers reaching double digits in blocks yet.

DOUBLE-DOUBLE FOR PURYEAR AMONG THE LATEST

- ▶ Freshman forward **Kevin Puryear** became the first Mizzou player to record a double-double (14 points, 11 rebounds vs. Auburn on Jan. 9) since March 7, 2015, when sophomore forward Johnathan Williams, III posted 10 points and 12 rebounds on the road at Mississippi State.
- ▶ Puryear's 11 rebounds vs. Auburn also match the team's season-high for an individual. Sophomore **Jakeenan Gant** hauled in 11 boards vs. Arkansas-Pine Bluff (Dec. 29).

PEARL COMES AWAY IMPRESSED WITH MIZZOU

- ▶ Mizzou came out swinging against Auburn in its Southeastern Conference home opener (Jan. 9), taking a 15-point halftime lead that was the Tigers' largest lead at the break in a league game since the 2013-14 season (38-22 vs. South Carolina, Jan. 25, 2014). Auburn head coach Bruce Pearl had the following to say postgame:



BRUCE PEARL

Auburn Head Coach on Saturday, Jan. 9

On Mizzou's performance...

"I thought Missouri played well, they're a talented team. They have a lot of good young talent, 10 guys who played double digit minutes and five guys in double digit scoring. They have great balance, we got beat 40-5 off the bench. They play better at home because they're a young team and they'll beat people in here."

FRESHMEN CAN FIND THE LINE

- ▶ Both **K.J. Walton** and **Kevin Puryear** have posted 9-of-10 games from the free throw line this season, both marks that tie for game highs for Mizzou this season.
- ▶ Puryear hit on 9-of-10 from the charity stripe in recent action at Georgia (Jan. 6), while Walton accomplished the feat vs. Maryland-Eastern Shore (Nov. 15).

#RALLYFORRHYAN

Rhyan Loos, the 5-year-old daughter of assistant Mizzou coach Brad Loos and his wife, Jen, has been diagnosed with neuroblastoma, a type of pediatric cancer. The Mizzou Men's Basketball program will be supporting Rhyan and the Loos Family throughout the season.

To find out more about Rhyan and how you can offer support, visit www.mutigers.com/RallyForRhyan.



#ZOUSTATS

SHOOTING 50 PERCENT OR BETTER IN A HALF UNDER KIM ANDERSON

Team (Date)	FG-A	Pct.	Half
Valparaiso (11-16-14)	4-26	52.8	2nd
Oral Roberts (11-19-14)	12-19	63.2	2nd
SEMO (12-2-14)	10-20	50.0	1st
SEMO (12-2-14)	12-24	50.0	2nd
Elon (12-11-14)	13-22	59.1	1st
Lipscomb (1-3-15)	12-24	50.0	1st
at Texas A&M (1-21-15)	12-23	52.2	1st
Mississippi State (2-14-15)	14-28	50.0	2nd
at Arkansas (2-18-15)	15-27	55.6	2nd
Florida (2-24-15)	9-18	50.0	2nd
Wofford (11-13-15)	17-31	54.8	1st
Wofford (11-15-15)	11-19	57.9	2nd
Arkansas State (12-1-15)	18-34	52.9	1st
Northern Illinois (12-4-15)	18-28	64.3	2nd
Omaha (12-9-15)	14-28	50.0	1st
Savannah State (1-2-16)	17-24	70.8	1st
at South Carolina	14-28	50.0	1st

NOTEWORTHY NOTES (CONT.)

FINISHED NONCONFERENCE IN STYLE

- ▶ Mizzou finished its nonconference schedule the way it should with big victories over visitors to Mizzou Arena, first with the 53-point win (78-25) over Arkansas-Pine Bluff (Dec. 29). That win was the Tigers largest margin of victory over an opponent since defeating Central Arkansas by the same amount in a 116-63 win in 2010.
- ▶ The 25 points allowed by the Tigers in that victory were the fewest ever allowed by a Mizzou team inside Mizzou Arena and the fewest by a Mizzou team since Jan. 3, 1947, against Iowa State when Mizzou won, 36-25.
- ▶ Mizzou also held UAPB to an all-time opponent low 15.4-percent field goal shooting mark. The previous was 18.3-percent by UAPB in 1998.
- ▶ The Tigers defeated Savannah State, 81-50, for a 31-point victory on Jan. 2, bringing Mizzou's two-game stretch to a whopping 84-point differential. That 84-point differential was Mizzou's largest since outscoring its opponents by 99 points in games vs. Texas Pan-American (100-44, Nov. 22, 2009) and Chattanooga (99-56, Nov. 24, 2009).

PSYCHO REBOUNDING

- ▶ Mizzou has worked to establish itself on the boards as a noticeably shorter squad. In fact, the Tigers rank 267th in all of Division I basketball in average height with a roster average of 76.2 inches, or 6 feet, 3.5 inches (according to Ken Pomeroy).
- ▶ The Tigers recorded the second +10 rebounding margin game of the Kim Anderson Era against Illinois (Dec. 23), 43-32 (+11).
- ▶ Mizzou followed that up with its first 50-rebound game in more than two seasons. The Tigers racked up 56 rebounds against Arkansas-Pine Bluff (Dec. 29). The last time Mizzou grabbed 50 or more rebounds was on Feb. 9, 2013, with 50 vs. Ole Miss.

ALWAYS BETTER TO GIVE

- ▶ Mizzou recorded 19 assists (on 27 field goals) as a team in the 78-25 win vs. Arkansas-Pine Bluff (Dec. 29), the highest total of assists in the Kim Anderson era.
- ▶ Anderson's squad reached 18 assists (on 28 field goals) earlier in the season vs. Northern Illinois (Dec. 4).
- ▶ The Tigers had previously posted 18 assists or more with 19 against Mississippi State on March 1, 2014.

THREE 2016 SIGNEES SECURED FOR ANDERSON'S SQUAD

- ▶ A 6-6 small forward, **Willie Jackson** (Cleveland, Ohio) has been electric for Garfield Heights High School, averaging 18.0 points, 14.0 rebounds and 5.0 assists per game and helping head coach Sonny Johnson's group to a 24-4 record as a junior in 2014-15.
- ▶ Standing 6-9, **Reed Nikko** (Maple Grove, Minn.) powered Maple Grove High School to a 23-4 record last season while averaging 9.6 points, 6.5 rebounds and 2.4 blocks per game for head coach Nick Schroeder.
- ▶ A 6-9 forward, **Mitchell Smith** (Van Buren, Ark.) scored in bunches for Van Buren head coach Randy Loyd, averaging 18.1 points and 7.6 rebounds per game as a junior.

OFFSEASON FOCUSED ON BUILDING TEAM CHEMISTRY

- ▶ Head coach **Kim Anderson** knew the 2015 offseason was an important one in regards to fostering a stronger bond amongst his squad. Team activities that the Tigers participated in during the spring and summer included: hospital visits, bowling, flag football, Saturday tailgates before Mizzou Football games and team picnics.
- ▶ Anderson also commissioned Missouri National Guard's Camp Clark to teach leadership and communication skills to the Tigers in late September.
- ▶ Mizzou spent the weekend (Sept. 26-27) at Camp Clark (near Nevada, Mo.) learning from Captain Travis Miller's specialized crew of instructors, all active National Guardsmen.
- ▶ Activities included obstacle course and communication challenges, proper tactical and weapon operation, Humvee rollover training and paintball.

OUTSTANDING SUMMER IN THE CLASSROOM

- ▶ Head coach **Kim Anderson's** 2015-16 squad posted one of the program's highest summer session grade point averages in recent history.
- ▶ This season's Tigers group was the first to record a summer session GPA above the 3.0 mark in more than five years.

PROGRAM MOVING FORWARD

MIZZOU ANNOUNCES DETAILS OF NCAA REVIEW

- ▶ It was announced on Jan. 13, that for the past nineteen months, the University of Missouri had worked collaboratively with the NCAA enforcement staff to review potential violations in its men's basketball program. In December 2013, the NCAA enforcement staff received information regarding potential violations involving a then men's basketball student-athlete. A verbal notice of inquiry was provided to the institution on April 14, 2014.
- ▶ Mizzou is in agreement with the NCAA that five violations did occur and will work with the NCAA to bring closure to the issue through the NCAA Summary Disposition process.
- ▶ **The violations originated under the tenure of the previous men's basketball staff and there is no evidence that any current staff members were aware of the violations.** Though self-imposing a postseason ban for this season is difficult for Mizzou's student-athletes, the program's coaches and supporters, it is an appropriate measure in holding the institution accountable and is consistent with the NCAA penalty structure for these levels of violations.
- ▶ Because the NCAA enforcement process is ongoing, the university cannot provide additional details at this time regarding the violations or the sanctions.

LEARN MORE

The full version of the University of Missouri's press release announcing details of the NCAA review can be found online at MUTigers.com.

In the full release, general information can be found on the types of violations that occurred and a listing of Mizzou's self-imposed penalties.

Go straight to the release with this QR code:



HANK FOLEY

Statement from the University of Missouri's Chancellor on Wednesday, Jan. 13

"The University of Missouri has high expectations for every member of our community, including our faculty, staff and students, and those same expectations are applied to those who support our endeavors. It is clear from our collaborative investigation with the NCAA that a former member of our athletics staff and members of our donor community violated NCAA bylaws and we take those actions seriously. We have an obligation to adhere to all NCAA and SEC rules as a member institution and we will continue to improve our education and oversight to ensure that we compete with integrity."



MACK RHOADES

Statement from Mizzou's Director of Athletics on Wednesday, Jan. 13

"We have already taken many proactive steps to address concerns, including appropriate self-imposed sanctions. We will win at Mizzou and do so with integrity and class. I am satisfied the University fully cooperated with the NCAA and will continue to do so. We must do better and we will. Our working relationship with the current men's basketball staff is strong and I am confident in their commitment to upholding our standards and values for Mizzou Athletics."



KIM ANDERSON

Statement from Mizzou's Head Coach on Wednesday, Jan. 13

"We are obviously very disappointed that the actions of a few individuals have put our program in this situation. However, I am appreciative to Mack Rhoades and our staff for their guidance and support throughout this process. I hurt for our kids more than anything and for our only senior Ryan Rosburg in particular, but I am confident we will overcome this and be stronger as a team and as a staff because of it. We are committed to representing this great university and state with honor and integrity and that's what we are going to do."



RYAN ROSBURG

Remarks from Mizzou's senior forward on Wednesday, Jan. 13

"We still have 15 games left. A lot of chances to win and improve. I'm not naive. I want to help these other guys for the next years, too. I'm going to do everything I can as a leader and as a senior."



KEVIN PURYEAR

Remarks from Mizzou's freshman forward on Wednesday, Jan. 13

"I was pretty disappointed with the news today. But as basketball team, we're going to stay together and move on. We still have a lot of season left, so we're going to continue playing and never give up."



TERRENCE PHILLIPS

Remarks from Mizzou's freshman guard on Wednesday, Jan. 13

"At the end of the day, we're going to remain a family. We're going to stay a family. We're going to get through this process. And we're just going to grow and get better, every practice and every game as we continue this season."

LAST GAME

Mizzou vs Texas A&M

01/23/16 3:00 PM at Reed Arena (College Station, TX)

VISITORS: Mizzou 8-11; 1-5 SEC

##	Player	tot-fg		3-pt		ft		rebounds			a	to	blks	min			
		fg	fga	fg	fga	ft	fta	of	de	tot							
01	PHILLIPS, Terrence	* 3	10	1	4	2	3	0	5	5	5	9	2	4	0	0	33
12	WRIGHT, Namon	* 3	10	0	5	0	0	0	5	5	4	6	2	4	0	0	27
15	CLARK, Wes	* 4	9	2	4	2	2	2	7	9	2	12	2	3	0	1	32
24	PURYEAR, Kevin	* 3	8	0	1	5	7	1	5	6	2	11	1	2	0	0	30
44	ROSBURG, Ryan	* 5	6	0	0	0	0	1	3	4	5	10	0	1	1	0	18
10	WALTON, K.J.	2	3	0	1	0	0	1	1	2	1	4	2	0	0	0	10
23	GANT, Jakeenan	0	5	0	1	1	2	2	2	4	0	1	0	1	0	1	14
25	WOODS, Russell	0	2	0	0	0	3	2	1	3	4	0	1	0	0	0	18
33	VANLEER, Cullen	0	3	0	3	0	0	0	1	1	0	0	1	0	0	0	18
TEAM								3	3	6							
Totals.....		20	56	3	19	10	17	12	33	45	23	53	11	15	1	2	200

TOTAL FG%	1st Half: 10-29 34.5%	2nd Half: 10-27 37.0%	Game: 35.7%	DEADBALL
3-Pt. FG%	1st Half: 1-10 10.0%	2nd Half: 2-9 22.2%	Game: 15.8%	REBOUNDS
F Throw %	1st Half: 4-7 57.1%	2nd Half: 6-10 60.0%	Game: 58.8%	3

HOME TEAM: Texas A&M 17-2; 7-0 SEC

##	Player	tot-fg		3-pt		ft		rebounds			a	to	blks	min			
		fg	fga	fg	fga	ft	fta	of	de	tot							
11	Anthony Collins	* 0	0	0	0	0	0	0	1	1	1	0	3	2	0	1	22
12	Jalen Jones	* 5	14	1	4	9	11	2	3	5	4	20	1	0	0	1	27
21	Alex Caruso	* 3	7	0	2	0	0	2	2	4	3	6	5	1	1	1	27
23	Danuel House	* 6	16	4	12	1	2	0	5	5	2	17	7	0	0	0	36
42	Tavario Miller	* 1	4	0	0	0	2	2	8	10	2	2	0	1	1	0	21
00	Kobie Eubanks	0	0	0	0	0	0	0	1	1	0	0	0	0	0	0	2
01	DJ Hogg	2	6	1	5	4	4	1	1	2	0	9	1	0	0	0	19
03	Admon Gilder	2	7	1	5	0	3	0	2	2	2	5	0	1	1	0	19
10	T. Trocha-Morelos	3	6	0	0	0	2	4	3	7	2	6	0	0	1	1	23
13	Juan Aparicio	0	1	0	0	0	0	0	0	0	0	0	0	0	0	0	1
22	Frank Byers	0	0	0	0	0	0	0	0	0	0	0	0	0	0	0	1
25	Kyle Dobbins	0	0	0	0	1	2	0	0	0	0	1	0	0	0	0	1
33	TJ Distefano	0	0	0	0	0	0	0	0	0	0	0	0	0	0	0	1
TEAM								1	2	3							
Totals.....		22	61	7	28	15	26	12	28	40	16	66	17	5	4	4	200

TOTAL FG%	1st Half: 10-31 32.3%	2nd Half: 12-30 40.0%	Game: 36.1%	DEADBALL
3-Pt. FG%	1st Half: 3-16 18.8%	2nd Half: 4-12 33.3%	Game: 25.0%	REBOUNDS
F Throw %	1st Half: 6-10 60.0%	2nd Half: 9-16 56.3%	Game: 57.7%	5

Officials: Karl Hess, Bart Lenox, Terry Moore
 Technical fouls: Mizzou-None. Texas A&M-None.
 Attendance: 12198

Score by Periods	1st	2nd	Total
Mizzou	25	28	53
Texas A&M	29	37	66

@MIZZOUHOOPS BATTLES BUT ULTIMATELY FALLS AT NO. 10 TEXAS A&M, 66-53



COLLEGE STATION, Texas - Mizzou Men's Basketball (8-11, 1-5) led by four points at the 17:25 mark in the second half at No. 10 Texas A&M (17-2, 7-0), but could not keep pace with the Aggies down the stretch, dropping a 66-53 result at Reed Arena on Saturday. Junior guard Wes Clark (Detroit, Mich.) led the Tigers with his 12 points, also matching his career-high with a team-high nine rebounds.

Freshman forward Kevin Puryear (Blue Springs, Mo.) also reached double digits with 11 points. The freshman continued his strong shooting from the free throw line, shooting 5-of-7 from the charity stripe. Senior forward Ryan Rosburg (Chesterfield, Mo.) chipped in 10 points, shooting 5-of-6 from the field. Rosburg is now shooting 19-of-22 (86.4 percent) from the field in Southeastern Conference play.

The first half featured back-and-forth play from both teams. After sophomore guard Namon Wright (Los Angeles, Calif.) scored the first bucket of the game, the Aggies gained the lead for the next nine minutes until freshman guard K.J. Walton (Indianapolis, Ind.) made a slicing cut to the basket for a lay-in to give the Tigers a 16-14 advantage with 10:11 remaining in the half. Mizzou led on two other occasions in the half, but entered the locker room trailing by four, 29-25.

Mizzou started the second half on an 8-0 run, Puryear scored the first four points, followed by the next four from Rosburg to give Mizzou a 33-29 lead. The Aggies eventually went on a 12-2 run to open a 10-point lead, 50-40. Head coach Kim Anderson's group cut the lead to single digits twice down the stretch before yielding the final score of 66-53.



TERRENCE PHILLIPS

FR | G | 5-11 | 175

Orange County, Calif.

Oak Hill Academy (Va.)

LAST GAME (AT TEXAS A&M 1-23-16)

FG	FGA	3FG	FGA	FT	FTA	REB	AST	PTS
3	10	1	4	2	3	5	2	9

PHILLIPS 2015-16 GAME-BY-GAME

Opponent	Date	GS	Min	FG	FGA	Pct	3FG	FGA	Pct	FT	FTA	Pct	Off	Def	Tot	Avg	PF	FO	A	TO	Blk	Stl	Pts	Avg
WOFFORD	11-13-15	*	29	2-5	.400	0-1	.000	3-4	.750	0	3	3	3.0	3	0	3	2	0	0	7	7.0			
UMES	11-15-15	*	27	5-7	.714	3-4	.750	0-0	.000	1	2	3	3.0	3	0	2	1	0	1	13	10.0			
at Xavier	11-17-15	*	12	1-2	.500	1-2	.500	0-0	.000	0	1	1	2.3	4	0	0	2	0	0	3	7.7			
vs Kansas State	11-23-15	*	24	3-8	.375	0-2	.000	0-0	.000	0	6	6	3.3	2	0	2	5	0	1	6	7.3			
vs Northwestern	11-24-15	*	31	6-11	.545	3-6	.500	1-1	1.000	0	6	6	3.8	5	1	4	4	1	4	16	9.0			
ARKANSAS ST.	12-1-15	*	23	2-4	.500	0-2	.000	4-4	1.000	0	4	4	3.8	4	0	7	0	0	1	8	8.8			
NORTHERN ILL.	12-4-15	*	35	5-7	.714	1-3	.333	2-3	.667	0	1	1	3.4	4	0	6	5	0	2	13	9.4			
OMAHA	12-9-15	*	26	5-10	.500	3-5	.600	1-2	.500	0	2	2	3.3	5	1	1	4	0	2	14	10.0			
at Arizona	12-13-15	*	31	2-9	.222	0-3	.000	3-4	.750	1	1	2	3.1	2	0	3	1	0	2	7	9.7			
NC STATE	12-19-15	*	21	2-6	.333	1-3	.333	2-2	1.000	0	1	1	2.9	3	0	1	1	0	1	7	9.4			
vs Illinois	12-23-15	*	29	2-7	.286	1-3	.333	0-2	.000	1	4	5	3.1	2	0	2	3	0	1	5	9.0			
ARKANSAS-PB	12-29-15	*	18	0-1	.000	0-0	.000	0-0	.000	1	3	4	3.2	1	0	5	2	1	1	0	8.3			
SAVANNAH ST	1-2-16	*	21	3-4	.750	0-0	.000	1-1	1.000	0	4	4	3.2	3	0	6	0	0	0	7	8.2			
at Georgia	1-6-16	*	23	0-3	.000	0-3	.000	2-2	1.000	0	2	2	3.1	4	0	5	1	0	1	2	7.7			
AUBURN	1-9-16	*	20	1-5	.200	0-1	.000	0-0	.000	1	3	4	3.2	2	0	4	1	0	1	2	7.3			
ARKANSAS	1-12-16	*	28	5-14	.357	1-4	.250	5-6	.833	2	3	5	3.3	4	0	0	4	0	1	16	7.9			
at S. Carolina	1-16-16	*	17	1-2	.500	1-2	.500	0-0	.000	0	2	2	3.2	4	0	1	2	0	3	3	7.6			
GEORGIA	1-20-16	*	28	3-9	.333	3-5	.600	3-4	.750	3	3	6	3.4	2	0	2	4	0	1	12	7.8			
at Texas A&M	1-23-16	*	33	3-10	.300	1-4	.250	2-3	.667	0	5	5	3.5	5	1	2	4	0	0	9	7.9			
at Kentucky	1-27-16																							
MISSISSIPPI ST	1-30-16																							
OLE MISS	2-3-16																							
at Alabama	2-6-16																							
at Vanderbilt	2-10-16																							
TENNESSEE	2-13-16																							
S. CAROLINA	2-16-16																							
at Arkansas	2-20-16																							
at Ole Miss	2-23-16																							
TEXAS A&M	2-27-16																							
at LSU	3-1-16																							
FLORIDA	3-5-16																							

2015-16 (FRESHMAN):

- Matched season bests in three-pointers (3) and rebounds (6) vs. Georgia (Jan. 20).
- Matched season-high with 16 points (5-of-14 FG, 1-of-4 3PT, 5-of-6 FT) vs. Arkansas (Jan. 12).
- 6 assists against 0 turnovers in the 81-50 win vs. Savannah State (Jan. 2), scoring 7 points (3-of-4 FG, 1-of-1 FT).
- 2nd-straight game in double digits with 14 (5-of-10 FG, 3-of-5 3PT, 1-of-2 FT) vs. Omaha (Dec. 9), hitting three 3-pointers for the third time.
- Season-high seven assists in the win vs. Arkansas State (Dec. 1).
- Nearly willed Mizzou to a comeback vs. Northwestern (Nov. 23), scoring 13 of his 16 points (6-of-11 FG) after the break of the 67-62 result.
- Rained in 3-of-4 from three-point land en route to 13 points vs. UMES (Nov. 14), playing 27 minutes in his second career start.
- Earned the start in his collegiate debut vs. Wofford (Nov. 13), recording 7 points, 3 assists and 3 rebounds in 29 minutes.

OAK HILL ACADEMY:

- Led national powerhouse Oak Hill Academy (Mouth of Wilson, Va.) to an 88-4 record as the team's starting point guard his last two seasons.
- Averaged 8.7 assists, 7.7 points and 4.2 steals per game while leading Oak Hill to a 47-1 season as a senior, with the squad also spending 10 weeks as the nation's No. 1-ranked boys basketball team.
- Broke Oak Hill's career assists record that was previously held by former North Carolina standout Jeff McInnis.

PERSONAL:

- Son of Alice Knox and Ted Phillips, and born on Jan. 12, 1996, in Los Angeles, California.
- Athlete he most looks up to and models his game after is Chris Paul.
- Favorite TV show is 'Friends'.
- Considered Mizzou the most in the recruiting process due to the Tigers coaching staff's ongoing presence.
- Mentions NBA star Kobe Bryant as the most influential person he has ever met.

PHILLIPS CAREER STATS

SEASON	G-GS	MIN	MPG	FG-A	FG%	3FG-A	3FG%	FT-A	FT%	REB / AVG.	AST / TO	BS / S	TP	AVG.
2015-16	19-19	476	25.1	51-124	.411	19-53	.358	29-38	.763	66 / 3.5	56 / 46	2 / 23	150	7.9
TOTAL	19-19	476	25.1	51-124	.411	19-53	.358	29-38	.763	66 / 3.5	56 / 46	2 / 23	150	7.9

#1 AT A GLANCE

2015-16 Career

Scored 5+ points	14	-
Scored 10+ points	5	-
Scored 15+ points	2	-
Hit 2+ 3-pointers	3	-
Recorded 3+ rebounds	12	-
Dished 3+ assists	9	-
Dished 5+ assists	5	-
Recorded 3+ steals	2	-
Played 20+ minutes	16	-
Played 30+ minutes	4	-

#1 GAME HIGHS

2015-16 Career

16, Twice	-	
	PTS	-
6, vs. Northwestern	-	
11-24-15	FGM	-
14, Arkansas	-	
1-12-16	FGA	-
3, 4 times	-	
	3PTM	-
6, vs. Northwestern	-	
11-24-15	3PTA	-
5, Arkansas	-	
1-12-16	FTM	-
6, Arkansas	-	
1-12-16	FTA	-
6, 3 times	-	
	REB	-
7, Arkansas State	-	
12-1-15	ASST	-
1, Twice	-	
	BLKS	-
4, vs. Northwestern	-	
11-24-15	STLS	-
35, Northern Illinois	-	
12-4-15	MIN	-



TRAMAINE ISABELL

SO // G // 6-0 // 178

Seattle, Wash.

Garfield High School

LAST GAME (GEORGIA 1-20-16)

FG	FGA	3FG	FGA	FT	FTA	AST	PTS
3	10	0	3	3	6	2	9

ISABELL 2015-16 GAME-BY-GAME

Opponent	Date	GS	Min	FG	FGA	Pct	3FG	FGA	Pct	FT	FTA	Pct	Off	Def	Tot	Avg	PF	FO	A	TO	Blk	Stl	Pts	Avg
WOFFORD	11-13-15	10	2-2	1.000	0-0	.000	0-0	.000	0-0	.000	0	3	3	3.0	1	0	2	3	0	1	4	4.0		
UMES	11-15-15	12	2-5	.400	0-1	.000	0-0	.000	2	2	4	3.5	0	0	1	0	0	0	4	4.0				
at Xavier	11-17-15	13	3-6	.500	1-1	1.000	4-4	1.000	0	1	1	2.7	2	0	1	5	0	1	11	6.3				
vs Kansas State	11-23-15	12	2-3	.667	0-0	.000	0-0	.000	0	1	1	2.3	0	0	0	0	0	1	4	5.8				
vs Northwestern	11-24-15	8	1-4	.250	0-1	.000	0-0	.000	0	1	1	2.0	1	0	0	0	0	0	2	5.0				
ARKANSAS ST.	12-1-15	16	4-6	.667	2-2	1.000	1-1	1.000	0	0	1.7	1	0	2	0	1	11	6.0						
NORTHERN ILL.	12-4-15	16	1-5	.200	1-1	1.000	0-1	.000	1	1	2	1.7	0	0	1	0	0	1	3	5.6				
OMAHA	12-9-15	9	0-0	.000	0-0	.000	2-4	.500	0	2	2	1.8	1	0	1	3	0	1	2	5.1				
at Arizona	12-13-15	17	0-4	.000	0-2	.000	0-0	.000	1	1	2	1.8	2	0	1	3	0	1	0	4.6				
NC STATE	12-19-15	24	4-7	.571	1-2	.500	1-2	.500	1	2	3	1.9	2	0	2	2	0	2	10	5.1				
vs Illinois	12-23-15	11	0-3	.000	0-1	.000	0-0	.000	0	1	1	1.8	1	0	0	0	0	0	4.6					
ARKANSAS-PB	12-29-15	18	2-7	.286	1-2	.500	0-0	.000	0	1	1	1.8	1	0	3	3	0	1	5	4.7				
SAVANNAH ST	1-2-16	16	1-6	.167	1-3	.333	2-2	1.000	0	2	2	1.8	0	0	1	2	0	1	5	4.7				
at Georgia	1-6-16	16	1-4	.250	0-0	.000	0-0	.000	0	2	2	1.8	0	0	1	0	0	0	2	4.5				
AUBURN	1-9-16	23	3-8	.375	2-5	.400	4-6	.667	0	4	4	1.9	0	0	1	0	0	1	12	5.0				
ARKANSAS	1-12-16	22	1-4	.250	0-2	.000	7-8	.875	0	2	2	1.9	0	0	2	0	0	0	9	5.3				
at S. Carolina	1-16-16	22	3-8	.375	0-3	.000	2-2	1.000	0	0	0	1.8	1	0	2	4	1	2	8	5.4				
GEORGIA	1-20-16	24	3-10	.300	0-3	.000	3-6	.500	0	3	3	1.9	2	0	2	0	0	2	9	5.6				
at Texas A&M	1-23-16	DNP																						
at Kentucky	1-27-16																							
MISSISSIPPI ST	1-30-16																							
OLE MISS	2-3-16																							
at Alabama	2-6-16																							
at Vanderbilt	2-10-16																							
TENNESSEE	2-13-16																							
S. CAROLINA	2-16-16																							
at Arkansas	2-20-16																							
at Ole Miss	2-23-16																							
TEXAS A&M	2-27-16																							
at LSU	3-1-16																							
FLORIDA	3-5-16																							

2015-16 (SOPHOMORE):

- Matched season-high in minutes with 24 vs. Georgia (Jan. 20).
- First block of his career at No. 19 South Carolina (Jan. 16) and matched his career best with 2 steals with 8 points (3-of-8 FG, 2-of-2 FT).
- Career highs in FT (7) and FTA (8) vs. Arkansas (Jan. 12).
- Breakout game vs. Auburn (Jan. 9), scoring 12 points (3-of-8 FG, 2-of-5 3PT, 4-of-6 FT) in 23 minutes off the bench and matching his career bests in rebounds (4) and free throw attempts (6).
- Season-high three assists in win vs. Arkansas-Pine Bluff (Dec. 29).
- 11 points (4-of-6 FG, 2-of-2 3PT, 1-of-1 FT) vs. Ark. State (Dec. 1).

2014-15 (FRESHMAN):

- Season-best 14 points (4-of-8 FG, 1-of-3 3PT, 5-of-6 FT) vs. Lipscomb (Jan. 3), with season-high marks in FT makes and attempts.
- Made ESPN SportsCenter's Top 10 with his buzzer-beating, game-tying three-pointer vs. Oklahoma State (Dec. 30), dropping the bucket with 0.2 seconds left in regulation.

HIGH SCHOOL:

- Was named first team all-state as a senior after leading Garfield High School to a 25-1 overall record and the Class 4A state championship.
- Averaged 23.6 points and 3.5 assists as a senior for Garfield, which also produced NBA players Tony Wroten and Brandon Roy.
- Poured in 34 points in the state title win over Richland and was named the state tournament's Most Valuable Player.
- Began his high school career at Lakeside High School, the same high school as Microsoft co-founders Bill Gates and Paul Allen, and led the Lions to the 2013 state championship game.

PERSONAL:

- Full name is Tramaine Andre' Isabell.
- Son of Aiyana Brown and Tramaine Isabell Sr.
- Has a younger sister, Queen, and younger brother, Se'jhe.
- Born June 27, 1995.
- Considers his grandfather, Rich Padden, an important mentor.
- Outside of pursuing basketball, would like to find success in the fields of real estate or private investment.

ISABELL CAREER STATS

CAREER	G-GS	MIN	MPG	FG-A	FG%	3FG-A	3FG%	FT-A	FT%	REB / AVG.	AST / TO	BS / S	TP	AVG.
2014-15	27-1	405	15.0	37-118	.314	16-52	.308	22-28	.786	36 / 1.3	39 / 33	0 / 17	112	4.1
2015-16	18-0	289	16.1	33-92	.359	9-29	.310	26-36	.722	34 / 1.9	23 / 25	1 / 16	101	5.6
TOTAL	45-1	694	15.4	70-210	.333	25-81	.309	48-64	.750	70 / 1.6	62 / 58	1 / 33	213	4.7

#4 AT A GLANCE

2015-16 Career

Scored 5+ points	9	19
Scored 10+ points	4	7
Hit 2+ 3-pointers	2	6
Multiple steals	3	8
Multiple assists	7	16
Recorded 3+ rebounds	5	9
Dished 3+ assists	1	7
Played 20+ minutes	5	12
Played 30+ minutes	-	2

#4 GAME HIGHS

2015-16 Career

12, Auburn	14, Lipscomb
1-9-16	PTS 1-3-15
4, Twice	5, at Arkansas
	FGM 2-18-15
10, Georgia	10, Georgia
1-20-16	FGA 1-20-16
2, Twice	3, at Arkansas
	3PTM 2-18-15
5, Auburn	5, 4 times
1-9-16	3PTA
7, Arkansas	7, Arkansas
1-12-16	FTM 1-12-16
8, Arkansas	8, Arkansas
1-12-16	FTA 1-12-16
4, Twice	4, 5 times
	REB
3, Arkansas-PB	6, LSU
12-29-15	ASST 1-8-15
1, at S. Carolina	1, at S. Carolina
1-16-16	BLKS 1-16-16
2, 3 times	2, 8 times
	STLS -



D'ANGELO ALLEN

SO // F // 6-7 // 216

Dallas, Texas
Kimball High School

LAST GAME (GEORGIA 1-20-16)

FG	FGA	3FG	FGA	FT	FTA	REB	PTS
0	1	0	0	0	0	0	0

ALLEN 2015-16 GAME-BY-GAME

Opponent	Date	GS	Min	FG	FGA	Pct	3FG	FGA	Pct	FT	FTA	Pct	Off	Def	Tot	Avg	PF	FO	A	TO	Blk	Stl	Pts	Avg
WOFFORD	11-13-15	DNP																						
UMES	11-15-15	15	1-1	1.000	0-0	.000	0-2	.000	2	2	4	4.0	2	0	0	0	0	0	0	0	1	2	2.0	
at Xavier	11-17-15	12	0-0	.000	0-0	.000	0-0	.000	0	3	3	3.5	2	0	0	1	0	0	0	0	0	0	1.0	
vs Kansas State	11-23-15	16	0-3	.000	0-0	.000	0-0	.000	3	0	3	3.3	1	0	0	2	0	2	0	2	0	0	0.7	
vs Northwestern	11-24-15	5	1-1	1.000	0-0	.000	0-0	.000	0	0	0	2.5	0	0	1	0	0	0	0	0	2	1.0		
ARKANSAS ST.	12-1-15	7	0-0	.000	0-0	.000	1-2	.500	0	2	2	2.4	1	0	0	0	1	0	1	0	1	1.0		
NORTHERN ILL.	12-4-15	2	0-0	.000	0-0	.000	0-0	.000	0	0	0	2.0	1	0	0	0	0	0	0	0	0	0	0.8	
OMAHA	12-9-15	DNP																						
at Arizona	12-13-15	4	0-1	.000	0-0	.000	0-0	.000	0	0	0	1.7	0	0	0	1	0	0	0	0	0	0	0.7	
NC STATE	12-19-15	4	1-1	1.000	0-0	.000	1-4	.250	1	0	1	1.6	0	0	1	1.6	0	0	0	0	0	3	1.0	
vs Illinois	12-23-15	DNP																						
ARKANSAS-PB	12-29-15	11	4-4	1.000	0-0	.000	0-0	.000	1	3	4	1.9	1	0	0	1	0	0	1	0	1	8	1.8	
SAVANNAH ST	1-2-16	7	0-1	.000	0-1	.000	0-0	.000	0	1	1	1.8	0	0	0	0	0	0	0	0	0	0	1.6	
at Georgia	1-6-16	7	1-1	1.000	0-0	.000	0-0	.000	0	1	1	1.7	1	0	0	0	0	0	0	1	2	1.6		
AUBURN	1-9-16	12	3-4	.750	1-1	1.000	0-0	.000	2	2	4	1.9	0	0	0	0	1	0	7	2.1				
ARKANSAS	1-12-16	10	0-1	.000	0-1	.000	0-1	.000	1	1	2	1.9	0	0	0	1	1	0	0	0	0	1.9		
at S. Carolina	1-16-16	14	4-5	.800	0-0	.000	0-0	.000	1	5	6	2.2	1	0	2	0	0	0	8	2.4				
GEORGIA	1-20-16	11	0-1	.000	0-0	.000	0-0	.000	0	0	0	2.1	1	0	0	0	1	0	0	0	0	2.2		
at Texas A&M	1-23-16	DNP																						
at Kentucky	1-27-16																							
MISSISSIPPI ST	1-30-16																							
OLE MISS	2-3-16																							
at Alabama	2-6-16																							
at Vanderbilt	2-10-16																							
TENNESSEE	2-13-16																							
S. CAROLINA	2-16-16																							
at Arkansas	2-20-16																							
at Ole Miss	2-23-16																							
TEXAS A&M	2-27-16																							
at LSU	3-1-16																							
FLORIDA	3-5-16																							

2015-16 (SOPHOMORE):

- 8 points (4-of-5 FG) with a season-high 6 rebounds at No. 19 South Carolina (Jan. 16), also matching his career-best with 2 assists.
- 12 high-energy minutes off the bench vs. Auburn (Jan. 9), scoring 7 points (3-of-4 FG, 1-of-1 3PT) and hitting on his first 3-point field goal attempt of the season.
- Season-high 8 points (4-of-4 FG) with four rebounds in 11 minutes off bench vs. Arkansas-Pine Bluff (Dec. 29).
- First appearance of the season vs. UMES (Nov. 15), logging 15 high-energy minutes off the bench with 4 rebounds.

2014-15 (FRESHMAN):

- Made all 8 of his starts in Mizzou's final eight games of the season.
- Shot an impressive 53.8-percent from the field (14-of-26) over the final 10 games of the Tigers' campaign.
- Matched his season-high in rebounds (7) in the first of those eight starts at Mississippi State (Feb. 14).
- Season-best 3-of-3 3PT shooting en-route to 10 points at South Carolina (Feb. 10).

- Breakout game vs. Elon (Dec. 11), scoring 12 points (5-of-7 FG, 2-of-2 FT) and grabbing 7 rebounds in 21 minutes of action off the bench.

KIMBALL HIGH SCHOOL:

- Was a winner throughout his high school career and was a part of three Texas Class 4A State Championship teams (2011, 2012 and 2014) at Kimball High School in Dallas.
- Averaged 13.3 points and 10.2 rebounds as a senior.
- Named to the Class 4A All-Tournament Team as well and was an All-Region II selection.

PERSONAL:

- Full name is D'Angelo Malik Allen.
- Born May 10, 1996, in Dallas, Texas.
- Son of Evelyn Allen.
- Hobbies include playing video games, watching movies and hanging out with friends.

ALLEN CAREER STATS

SEASON	G-GS	MIN	MPG	FG-A	FG%	3FG-A	3FG%	FT-A	FT%	REB / AVG.	AST / TO	BS / S	TP	AVG.
2014-15	32-8	544	17.0	40-98	.408	9-20	.450	17-28	.607	100 / 3.1	21 / 18	7 / 11	106	3.3
2015-16	15-0	137	9.1	15-24	.625	1-3	.333	2-9	.222	31 / 2.1	3 / 6	4 / 5	33	2.2
TOTAL	47-8	681	14.5	55-122	.451	10-23	.435	19-37	.514	131 / 2.8	24 / 24	11 / 16	139	3.0

#5 AT A GLANCE

2015-16 Career

Scored 5+ points	3	12
Scored 10+ points	-	2
Attempted 5+ FGs	1	7
Grabbed 5+ rebounds	1	9
Multiple steals	1	3
Multiple assists	1	4
Played 20+ minutes	-	13

#5 GAME HIGHS

2015-16 Career

8, Twice	12, Elon
PTS	12-11-14
4, Twice	5, Elon
FGM	12-11-14
5, at S. Carolina	7, Elon
1-16-16	FGA 12-11-14
1, Auburn	3, South Carolina
1-9-16	3PTM 2-10-15
1, Auburn	3, South Carolina
1-9-16	3PTA 2-10-15
1, Twice	3, Lipscomb
FTM	1-3-15
4, NC State	4, Twice
12-19-15	FTA
6, at S. Carolina	7, Twice
1-16-16	REB
2, at S. Carolina	2, 4 times
1-16-16	ASST
1, 3 times	1, 9 times
BLKS	-
2, vs. Kansas State	2, 3 times
11-23-15	STLS -



K.J. WALTON

FR // G // 6-3 // 197

Indianapolis, Ind.

Brownsburg High School

LAST GAME (AT TEXAS A&M 1-23-16)

FG	FGA	3FG	FGA	FT	FTA	REB	PTS
2	3	0	1	0	0	2	4

WALTON 2015-16 GAME-BY-GAME

Opponent	Date	GS	Min	FG	FGA	Pct	3FG	FGA	Pct	FT	FTA	Pct	Off	Def	Tot	Avg	PF	FO	A	TO	Blk	Stl	Pts	Avg
WOFFORD	11-13-15	*	17	3-5	.600	0-0	.000	0-1	.000	0	1	1	1	1	1.0	2	0	2	0	0	1	6	6.0	
UMES	11-15-15		15	1-3	.333	0-1	.000	9-10	.900	0	0	0	0	0	0.5	1	0	3	0	0	1	11	8.5	
at Xavier	11-17-15		21	3-8	.375	0-1	.000	2-2	1.000	1	2	3	1.3	2	0	1	0	0	0	0	8	8.3		
vs Kansas State	11-23-15		17	1-7	.143	0-1	.000	1-4	.250	2	1	3	1.8	2	0	1	3	0	0	3	7.0			
vs Northwestern	11-24-15		5	0-1	.000	0-0	.000	0-0	.000	0	0	0	1.4	2	0	1	0	0	0	0	5.6			
ARKANSAS ST.	12-1-15		15	2-7	.286	0-0	.000	6-7	.857	3	2	5	2.0	0	0	0	1	1	0	10	6.3			
NORTHERN ILL.	12-4-15		9	1-3	.333	0-1	.000	0-0	.000	0	0	0	1.7	0	0	0	0	0	1	2	5.7			
OMAHA	12-9-15		10	3-3	1.000	1-1	1.000	3-4	.750	0	2	2	1.8	2	0	0	1	0	2	10	6.3			
at Arizona	12-13-15		15	1-1	1.000	0-0	.000	4-8	.500	0	0	0	1.6	1	0	1	0	0	0	6	6.2			
NC STATE	12-19-15		11	2-3	.667	0-1	.000	0-2	.000	0	0	0	1.4	2	0	3	3	0	0	4	6.0			
vs Illinois	12-23-15		13	2-4	.500	0-0	.000	2-2	1.000	1	3	4	1.6	2	0	0	1	0	0	6	6.0			
ARKANSAS-PB	12-29-15	*	12	2-3	.667	0-0	.000	3-4	.750	1	1	2	1.7	0	0	0	1	1	1	7	6.1			
SAVANNAH ST	1-2-16	*	17	3-6	.500	2-2	1.000	2-2	1.000	0	0	0	1.5	1	0	0	3	0	1	10	6.4			
at Georgia	1-6-16	*	19	0-1	.000	0-0	.000	0-0	.000	1	1	2	1.6	1	0	0	0	0	0	0	5.9			
AUBURN	1-9-16	*	14	3-6	.500	0-2	.000	4-5	.800	1	1	2	1.6	0	0	1	0	0	3	10	6.2			
ARKANSAS	1-12-16	*	15	0-1	.000	0-0	.000	2-2	1.000	1	0	1	1.6	0	0	1	1	0	0	2	5.9			
at S. Carolina	1-16-16		7	0-3	.000	0-1	.000	0-0	.000	0	1	1	1.5	1	0	1	0	0	0	0	5.6			
GEORGIA	1-20-16		6	0-0	.000	0-0	.000	0-0	.000	0	0	0	1.4	2	0	0	1	0	0	0	5.3			
at Texas A&M	1-23-16		10	2-3	.667	0-1	.000	0-0	.000	1	1	2	1.5	1	0	2	0	0	0	4	5.2			
at Kentucky	1-27-16																							
MISSISSIPPI ST	1-30-16																							
OLE MISS	2-3-16																							
at Alabama	2-6-16																							
at Vanderbilt	2-10-16																							
TENNESSEE	2-13-16																							
S. CAROLINA	2-16-16																							
at Arkansas	2-20-16																							
at Ole Miss	2-23-16																							
TEXAS A&M	2-27-16																							
at LSU	3-1-16																							
FLORIDA	3-5-16																							

2015-16 (FRESHMAN):

- Season-high three steals in the 76-61 win vs. Auburn (Jan. 9).
- 10 points (3-of-6 FG, 2-of-2 3PT, 2-of-2 FT) in start vs. Savannah State (Jan. 2), hitting multiple three-pointers for the first time in his career.
- Second start of career vs. Arkansas-Pine Bluff (Dec. 29), scoring 7 points (2-of-3 FG, 3-of-4 FT).
- 10 points (3-of-3 FG, 1-of-1 3PT, 3-of-4 FT) in 10 minutes off the bench vs. Omaha (Dec. 9).
- Second game this season making 5 or more FTs in the win vs. Arkansas State (Dec. 1), making 6-of-7.
- Came off bench and sparked Mizzou in second half action vs. UMES (Nov. 15), scoring all 11 of his points after the break.
- Earned the start in his collegiate debut vs. Wofford (Nov. 13), scoring 6 points (3-of-5 FG) in the 83-74 win.

BROWNSBURG HIGH SCHOOL:

- Averaged 19.7 points, 5.0 rebounds and 1.9 steals per game for Brownsburg High School as a senior, shooting 44.0 percent from the field.

- Named an *Indy Star* Indiana All-Star at the conclusion of his final high school campaign.
- Rated a four-star prospect and ranked as the 103rd best basketball recruit in the nation by Rivals.com.
- Participant at the 28th annual Hoosier Basketball Magazine Top 60 Workout which features Indiana's best upperclassmen
- Chose Mizzou over Cincinnati and Xavier.

PERSONAL:

- Son of Kenneth and Michelle Walton.
- Father, Kenneth, played basketball at Nebraska from 1981-83.
- Born on July 20, 1996, in Indianapolis, Ind.
- Enjoys watching 'Fresh Prince of Bel-Air' in his spare time.
- Favorite sports movie is *Remember the Titans*.
- Favorite professional athlete to follow is Carmelo Anthony.
- Would like to pursue a career in basketball.

#10 AT A GLANCE

2015-16 Career

Scored 5+ points	10	-
Scored 10+ points	5	-
Hit 2+ 3-pointers	1	-
Hit 5+ free throws	2	-
Multiple assists	3	-
Multiple steals	2	-
Dished 3+ assists	2	-
Played 20+ minutes	1	-
Played 30+ minutes	-	-

#10 GAME HIGHS

2015-16 Career

11, UMES		
11-15-15	PTS	-
3, 5 times		
	FGM	-
8, at Xavier		
11-17-15	FGA	-
2, Savannah St.		
1-2-16	3PTM	-
2, Twice		
	3PTA	-
9, UMES		
11-15-15	FTM	-
10, UMES		
11-15-15	FTA	-
5, Arkansas State		
12-1-15	REB	-
3, Twice		
	ASST	-
1, Twice		
	BLKS	-
3, Auburn		
1-9-16	STLS	-

WALTON CAREER STATS

SEASON	G-GS	MIN	MPG	FG-A	FG%	3FG-A	3FG%	FT-A	FT%	REB / AVG.	AST / TO	BS / S	TP	AVG.
2015-16	19-6	248	13.1	29-68	.426	3-12	.250	38-53	.717	28 / 1.5	17 / 15	2 / 10	99	5.2
TOTAL	19-6	248	13.1	29-68	.426	3-12	.250	38-53	.717	28 / 1.5	17 / 15	2 / 10	99	5.2



JIMMY BARTON

RS SO // G // 5-9 // 160
 St. Louis, Mo. // DeSmet Jesuit HS
 Houston Baptist

LAST GAME (SAVANNAH STATE 1-2-16)

FG	FGA	3FG	FGA	FT	FTA	AST	PTS
0	1	0	1	0	0	0	0

BARTON 2015-16 GAME-BY-GAME

Opponent	Date	GS	Min	FG	FGA	Pct	3FG	FGA	Pct	FT	FTA	Pct	Off	Def	Tot	Avg	PF	FO	A	TO	Blk	Stl	Pts	Avg
WOFFORD	11-13-15	DNP																						
UMES	11-15-15	1	0-0	.000	0-0	.000	0-0	.000	0-0	.000	0-0	.000	0	0	0	0.0	0	0	0	1	0	0	0	0.0
at Xavier	11-17-15	DNP																						
vs Kansas State	11-23-15	1	0-0	.000	0-0	.000	0-0	.000	0-0	.000	0-0	.000	0	0	0	0.0	0	0	0	0	0	0	0	0.0
vs Northwestern	11-24-15	DNP																						
ARKANSAS ST.	12-1-15	DNP																						
NORTHERN ILL.	12-4-15	DNP																						
OMAHA	12-9-15	DNP																						
at Arizona	12/13/15	2	0-1	.000	0-0	.000	0-0	.000	0-0	.000	0-0	.000	0	0	0	0.0	0	0	0	0	0	0	0	0.0
NC STATE	12-19-15	DNP																						
vs Illinois	12-23-15	DNP																						
ARKANSAS-PB	12-29-15	7	0-4	.000	0-3	.000	0-0	.000	0-0	.000	0-0	.000	0	0	0	0.0	2	0	1	0	0	1	0	0.0
SAVANNAH ST	1-2-16	3	0-1	.000	0-1	.000	0-0	.000	0-0	.000	0-0	.000	0	0	0	0.0	0	0	0	0	0	0	0	0.0
at Georgia	1-6-16	DNP																						
AUBURN	1-9-16	DNP																						
ARKANSAS	1-12-16	DNP																						
at S. Carolina	1-16-16	DNP																						
GEORGIA	1-20-16	DNP																						
at Texas A&M	1-23-16	DNP																						
at Kentucky	1-27-16																							
MISSISSIPPI ST	1-30-16																							
OLE MISS	2-3-16																							
at Alabama	2-6-16																							
at Vanderbilt	2-10-16																							
TENNESSEE	2-13-16																							
S. CAROLINA	2-16-16																							
at Arkansas	2-20-16																							
at Ole Miss	2-23-16																							
TEXAS A&M	2-27-16																							
at LSU	3-1-16																							
FLORIDA	3-5-16																							

2015-16 (REDSHIRT SOPHOMORE):

▼ Made first appearance for Mizzou in the win vs. UMES (Nov. 15), coming off the bench in the final moments of the victory.

2014-15 (SOPHOMORE):

▼ Walked onto the Tiger program after playing his freshman season at Division I Houston Baptist.

AT HOUSTON BAPTIST

2013-14 (FRESHMAN):

- ▼ Played in 31 games for Houston Baptist, making 13 starts.
- ▼ Saw his averages improve to 3.1 points in 19.2 minutes during Southland Conference play.
- ▼ Passed out a career-high eight assists at Abilene Christian and seven more at Sam Houston State in back-to-back contests.
- ▼ Scored a career high nine points and was a perfect 3-of-3 from three-point range in a loss to Southern Miss.

DESMET JESUIT HIGH SCHOOL:

- ▼ Was a four-year letterwinner and three-year team captain for coach Kevin Poelker at De Smet Jesuit High School in St. Louis, Mo.
- ▼ Averaged 14.0 points, 6.5 assists and 3.5 rebounds per game in leading the Spartans to the state finals, earning Metro Catholic Conference Co-Player of the Year, first-team all-state and second-team All-Metro honors as a senior.

PERSONAL:

- ▼ Full name is James Edward Barton.
- ▼ Born Oct. 7, 1994, in St. Louis, Mo.
- ▼ Son of Jim Sr. and Christy Barton.
- ▼ Has two sisters, Paige and Mary and one brother, Tommy.
- ▼ Considers his father, Jim Sr., his greatest influence.

#11 AT A GLANCE

2015-16 Career

Scored 5+ points	-	7
Hit 2+ 3-pointers	-	1
Multiple steals	-	4
Multiple assists	-	14
Dished 3+ assists	-	7
Played 20+ minutes	-	9
Played 30+ minutes	-	2

#11 GAME HIGHS

2015-16 Career

	PTS	-
	FGM	-
4, at Arizona	FGA	-
12-13-15	3PTM	-
3, Arkansas-PB	3PTA	-
12-29-15	FTM	-
	FTA	-
	REB	-
1, Arkansas-PB	ASST	-
12-29-15	BLKS	-
1, Arkansas-PB	STLS	-
12-29-15		-

BARTON CAREER STATS

SEASON	G-GS	MIN	MPG	FG-A	FG%	3FG-A	3FG%	FT-A	FT%	REB / AVG.	AST / TO	BS / S	TP	AVG.
2013-14	31-13	515	16.6	34-98	.347	14-50	.280	12-16	.750	35 / 1.1	57 / 43	0 / 15	94	3.0
2014-15	REDSHIRTED													
2015-16	5-0	14	2.8	0-6	.000	0-4	.000	0-0	.000	0 / 0.0	1 / 1	0 / 1	0	0.0
TOTAL	36-13	529	14.7	34-104	.327	14-54	.259	12-16	.750	35 / 0.9	58 / 44	0 / 16	94	2.6

NCAA APPEARANCES: '44, '76, '78, '80, '81, '82, '83, '86, '87, '88, '89, '90, '92, '93, '95, '99, '00, '01, '02, '03, '09, '10, '11, '12, '13



NAMON WRIGHT

SO // G // 6-5 // 202

Los Angeles, Calif.

Pacific Hills High School

LAST GAME (AT TEXAS A&M 1-23-16)

FG	FGA	3FG	3FGA	FT	FTA	REB	PTS
3	10	0	5	0	0	5	6

WRIGHT 2015-16 GAME-BY-GAME

Opponent	Date	GS	Min	FG	FGA	Pct	3FG	3FGA	Pct	FT	FTA	Pct	Off	Def	Tot	Avg	PF	FO	A	TO	Blk	Stl	Pts	Avg
WOFFORD	11-13-15	23	5-7	.714	3-4	.750	5-8	.625	2	5	7	7.0	3	0	0	0	0	0	0	0	0	18	18.0	
UMES	11-15-15	* 26	1-8	.125	1-4	.250	4-4	1.000	2	3	5	6.0	2	3	5	6.0	2	0	1	2	0	0	7	12.5
at Xavier	11-17-15	* 28	2-6	.333	0-4	.000	2-3	.667	0	4	4	5.3	3	0	2	2	0	2	2	0	2	6	10.3	
vs Kansas State	11-23-15	* 23	1-6	.167	1-5	.200	2-2	1.000	0	4	4	5.0	1	0	0	2	2	2	1	5	9.0			
vs Northwestern	11-24-15	* 31	2-6	.333	0-2	.000	4-4	1.000	1	1	2	4.4	0	0	3	1	0	0	8	8.8				
ARKANSAS ST.	12-1-15	* 28	5-9	.556	3-5	.600	1-1	1.000	0	6	6	4.7	3	0	0	0	1	0	14	9.7				
NORTHERN ILL.	12-4-15	* 26	3-7	.429	2-5	.400	2-4	.500	0	5	5	4.7	3	0	3	2	0	0	10	9.7				
OMAHA	12-9-15	* 30	1-6	.167	0-2	.000	7-8	.875	0	7	7	5.0	2	0	4	3	0	1	9	9.6				
at Arizona	12-13-15	* 28	2-8	.250	1-2	.500	4-5	.800	1	4	5	5.0	2	0	0	2	0	0	9	9.6				
NC STATE	12-19-15	* 19	0-6	.000	0-1	.000	2-6	.333	0	3	3	4.8	1	0	0	0	0	2	2	8.8				
vs Illinois	12-23-15	* 17	0-4	.000	0-4	.000	2-2	1.000	0	4	4	4.7	2	0	0	1	0	0	2	8.2				
ARKANSAS-PB	12-29-15	21	3-6	.500	1-3	.333	0-0	.000	0	5	5	4.8	1	0	3	0	1	2	7	8.1				
SAVANNAH ST	1-2-16	23	4-9	.444	1-4	.250	2-2	1.000	2	6	8	5.0	2	0	0	2	0	0	11	8.3				
at Georgia	1-6-16	25	3-9	.333	0-4	.000	3-4	.750	2	1	3	4.9	1	0	2	1	0	0	9	8.4				
AUBURN	1-9-16	26	1-7	.143	1-3	.333	7-10	.700	2	2	4	4.8	2	0	2	0	0	0	10	8.5				
ARKANSAS	1-12-16	21	3-5	.600	1-2	.500	2-2	1.000	1	2	3	4.7	2	0	1	3	0	0	9	8.5				
at S. Carolina	1-16-16	* 32	3-9	.333	2-5	.400	1-2	.500	1	2	3	4.6	1	0	3	2	0	1	9	8.5				
GEORGIA	1-20-16	* 28	3-8	.375	2-5	.400	4-6	.667	1	4	5	4.6	3	0	2	0	1	0	12	8.7				
at Texas A&M	1-23-16	* 27	3-10	.300	0-5	.000	0-0	.000	0	5	5	4.6	4	0	2	4	0	0	6	8.6				
at Kentucky	1-27-16																							
MISSISSIPPI ST	1-30-16																							
OLE MISS	2-3-16																							
at Alabama	2-6-16																							
at Vanderbilt	2-10-16																							
TENNESSEE	2-13-16																							
S. CAROLINA	2-16-16																							
at Arkansas	2-20-16																							
at Ole Miss	2-23-16																							
TEXAS A&M	2-27-16																							
at LSU	3-1-16																							
FLORIDA	3-5-16																							

2015-16 (SOPHOMORE):

- Sixth-straight game with at least 9 points vs. Georgia (Jan. 20), also hitting at least 2 three-pointers for the fifth time.
- Career-best 10 free throw attempts vs. Auburn (Jan. 9).
- Career-high 8 rebounds vs. Savannah State (Jan. 2), along with 11 points (4-of-9 FG, 1-of-4 3PT, 2-of-2 FT).
- Expanded game showed vs. Omaha (Dec. 9), setting new career highs in assists (4) and free throw makes (7), as well as matching his career-best with seven rebounds.
- Team-high 14 points (5-of-9 FG, 3-of-5 3PT, 1-of-1 FT) with 6 rebounds and 1 block vs. Arkansas State (Dec. 1).
- Matched his career-high with two assists in the game at Xavier (Nov. 17), the sixth such time he has accomplished the feat.
- Fired in 18 points (5-of-7 FG, 3-of-4 3PT, 5-of-8 FT) in 23 minutes off the bench in the season-opening win vs. Wofford (Nov. 13).

2014-15 (FRESHMAN):

- Scored double figures in seven different games in his first

campaign for Mizzou, averaging 6.8 points per game in 30 games played.

- Finished the season as the Tigers' go-to scorer, averaging 13.6 points per game over Mizzou's final five contests.
- Season-ending flurry of points included an impressive 28 points vs. Florida (Feb. 24), leading the Tigers to a 64-52 win over the Gators.
- His scoring output vs. UF was the third-highest scoring performance by a freshman in Mizzou history.

PACIFIC HILLS HIGH SCHOOL:

- Averaged 24.2 points, 9.4 rebounds, 3.0 assists and 1.4 steals for Pacific Hills High School in 2014.
- Helped lead Pacific Hills to the Division IV state championship as a junior and averaged 15.6 points, 7.3 rebounds and 3.1 assists.

PERSONAL:

- Full name is Namon Khary Wright.
- Son of Michelle Burnside.
- Born June 25, 1994, in Los Angeles, Calif.

WRIGHT CAREER STATS

SEASON	G-GS	MIN	MPG	FG-A	FG%	3FG-A	3FG%	FT-A	FT%	REB / AVG.	AST / TO	BS / S	TP	AVG.
2014-15	30-20	607	20.2	77-186	.414	40-103	.388	10-18	.556	69 / 2.3	19 / 37	3 / 17	204	6.8
2015-16	19-13	482	25.4	45-136	.331	19-69	.275	54-73	.740	88 / 4.6	28 / 27	5 / 9	163	8.6
TOTAL	49-33	1089	22.2	122-322	.379	59-172	.343	64-91	.703	157 / 3.2	47 / 64	8 / 26	367	7.5

#12 AT A GLANCE

2015-16 Career

Scored 10+ points	6	13
Scored 20+ points	-	2
Hit 2+ 3-pointers	5	17
Made 5+ FGs	2	7
Attempted 5+ FGs	18	36
Attempted 10+ FGs	1	6
Recorded 5+ rebounds	10	14
Multiple assists	9	14
Multiple steals	3	8
Played 20+ minutes	17	33
Played 30+ minutes	3	9

#12 GAME HIGHS

2015-16 Career

18, Wofford	28, Florida
11-13-15	PTS 2-24-15
5, Twice	10, Florida
	FGM 2-24-15
9, 3 times	14, at Mississippi St.
	FGA 3-7-15
3, Twice	6, Florida
	3PTM 2-24-15
5, 5 times	8, Florida
	3PTA 2-24-15
7, Twice	7, Twice
	FTM
10, Auburn	10, Auburn
1-9-16	FTA 1-9-16
8, Savannah St.	8, Savannah St.
1-2-16	REB 1-2-16
4, Omaha	4, Omaha
12-9-15	ASST 12-9-15
2, vs. Kansas St.	2, vs. Kansas St.
11-23-15	BLKS 11-23-15
2, 3 times	3, at Georgia
	STLS 2-28-15



WES CLARK
JR // G // 6-0 // 180
 Detroit, Mich.
 Romulus High School

LAST GAME (AT TEXAS A&M 1-23-16)

FG	FGA	3FG	3FGA	FT	FTA	AST	PTS
4	9	2	4	2	2	2	12

CLARK 2015-16 GAME-BY-GAME

Opponent	Date	GS	Min	FG	FGA	Pct	3FG	3FGA	Pct	FT	FTA	Pct	Off	Def	Tot	Avg	PF	FO	A	TO	Blk	Stl	Pts	Avg
WOFFORD	11-13-15	*	28	0-3	.000	0-0	.000	4-5	.800	0	3	3	3.0	3	0	2	2	0	0	4	4	4.0		
UMES	11-15-15	*	31	4-11	.364	3-6	.500	4-4	1.000	0	1	1	2.0	1	0	3	1	0	0	15	9.5			
at Xavier	11-17-15	*	31	5-12	.417	1-4	.250	0-1	.000	2	1	3	2.3	3	0	3	2	0	3	11	10.0			
vs Kansas State	11-23-15	*	26	2-9	.222	1-5	.200	0-0	.000	0	2	2	2.3	2	0	6	1	0	0	5	8.8			
vs Northwestern	11-24-15	*	31	1-11	.091	1-3	.333	2-2	1.000	1	3	4	2.6	3	0	4	1	0	3	5	8.0			
ARKANSAS ST.	12-1-15	*	26	2-7	.286	0-1	.000	4-4	1.000	1	3	4	2.8	2	0	3	3	0	0	8	8.0			
NORTHERN ILL.	12-4-15	*	20	1-4	.250	1-1	1.000	3-6	.500	0	7	7	3.4	4	0	4	1	0	0	6	7.7			
OMAHA	12-9-15	*	27	2-8	.250	0-3	.000	4-5	.800	1	1	2	3.3	2	0	4	3	1	1	8	7.8			
at Arizona	12-13-15	*	16	4-5	.800	0-1	.000	0-0	.000	0	0	0	2.9	5	1	0	1	0	0	8	7.8			
NC STATE	12-19-15	*	22	3-9	.333	1-3	.333	0-0	.000	1	1	2	2.8	3	0	3	1	0	0	7	7.7			
vs Illinois	12-23-15	*	34	8-16	.500	4-6	.667	1-2	.500	0	3	3	2.8	4	0	4	5	0	1	21	8.9			
ARKANSAS-PB	12-29-15	*	23	3-7	.429	3-5	.600	2-2	1.000	0	2	2	2.8	1	0	3	1	1	0	11	9.1			
SAVANNAH ST	1-2-16	*	23	9-10	.900	1-2	.500	3-3	1.000	1	2	3	2.8	1	0	3	3	2	3	22	10.1			
at Georgia	1-6-16	*	28	5-15	.333	2-7	.286	1-2	.500	0	1	1	2.6	0	0	1	3	0	2	13	10.3			
AUBURN	1-9-16	*	21	2-6	.333	1-3	.333	2-2	1.000	0	2	2	2.6	4	0	1	0	0	0	7	10.1			
ARKANSAS	1-12-16	*	17	2-6	.333	0-1	.000	0-0	.000	0	2	2	2.6	2	0	1	0	0	0	4	9.7			
at S. Carolina	1-16-16	*	33	10-16	.625	4-6	.667	2-3	.667	2	4	6	2.8	4	0	8	2	0	0	26	10.6			
GEORGIA	1-20-16	*	21	2-5	.400	1-3	.333	0-0	.000	0	3	3	2.8	4	0	1	3	0	0	5	10.3			
at Texas A&M	1-23-16	*	32	4-9	.444	2-4	.500	2-2	1.000	2	7	9	3.1	2	0	2	3	0	1	12	10.4			
at Kentucky	1-27-16																							
MISSISSIPPI ST	1-30-16																							
OLE MISS	2-3-16																							
at Alabama	2-6-16																							
at Vanderbilt	2-10-16																							
TENNESSEE	2-13-16																							
S. CAROLINA	2-16-16																							
at Arkansas	2-20-16																							
at Ole Miss	2-23-16																							
TEXAS A&M	2-27-16																							
at LSU	3-1-16																							
FLORIDA	3-5-16																							

2015-16 (JUNIOR):

- Matched career high with 9 rebounds at No. 10 Texas A&M (Jan. 23), also scoring a team-best 12 points.
- Career game at No. 19 South Carolina (Jan. 16) with 26 points on a career-best 10 FGM (16 FGA), dishing a season-high 8 assists.
- Fourth-straight game in double digits with 13 points (5-of-15 FG, 2-of-7 3PT, 1-of-2 FT) at Georgia (Jan. 6).
- 22 points (9-of-10 FG, 1-of-2 3PT, 2-of-2 FT) vs. Savannah State (Jan. 2), doing so in only 23 minutes.
- First career 20-point game vs. Illinois (Dec. 23) with 21 (8-of-16 FG, 4-of-6 3PT, 1-of-2 FT).
- Made return to lineup in the season opener vs. Wofford (Nov. 13), returning from the right elbow dislocation that ended his 2014-15 season.

2014-15 (SOPHOMORE):

- Averaged 10.1 points per game in his first season in a primary role for Mizzou, starting 20 of 23 games played.
- 26 minutes of action before a right elbow dislocation forced him off the court for the remainder of the game.

- Then-career-high 19 points (7-of-16 FG, 3-of-7 3PT, 2-of-2 FT) vs. No. 1 Kentucky (Jan. 29), also recording 4 assists and 3 steals.

2013-14 (FRESHMAN):

- Had 14 games with three or more assists, including a career-high six dimes in the home win over Mississippi State (3/1).

ROMULUS HIGH SCHOOL:

- Led his team to the 2013 Michigan Class A state title, a 27-1 overall record and a No. 24 ranking in the final ESPN High School Power Rankings.
- Was named first team all-state each of his final two years as a prep, averaging 12.8 points, 4.0 rebounds and 6.5 assists as a senior.

PERSONAL:

- Full name is Wesley Lavert Clark.
- Son of Yvette Johnson and Wes Clark Sr.
- Born Dec. 12, 1994, in Detroit, Mich.

CLARK CAREER STATS

SEASON	G-GS	MIN	MPG	FG-A	FG%	3FG-A	3FG%	FT-A	FT%	REB / AVG.	AST / TO	BS / S	TP	AVG.
2013-14	33-0	672	20.4	42-117	.359	21-57	.368	31-49	.633	72 / 2.2	70 / 53	2 / 26	136	4.1
2014-15	23-20	713	31.0	81-233	.348	32-102	.314	38-51	.745	81 / 3.5	71 / 45	4 / 38	232	10.1
2015-16	19-19	490	25.8	69-169	.408	26-64	.406	34-43	.791	59 / 3.1	56 / 36	4 / 14	198	10.4
TOTAL	75-39	1875	25.0	192-519	.370	79-223	.354	103-143	.720	212 / 2.8	197 / 134	10 / 78	566	7.5

NCAA APPEARANCES: '44, '76, '78, '80, '81, '82, '83, '86, '87, '88, '89, '90, '92, '93, '95, '99, '00, '01, '02, '03, '09, '10, '11, '12, '13

#15 AT A GLANCE

2015-16 Career

Scored 10+ points	8	21
Scored 15+ points	4	9
Scored 20+ points	3	3
Dished 3+ assists	12	38
Dished 5+ assists	2	12
Hit 5+ FGs	5	11
Hit 10+ FGs	1	1
Hit 2+ 3-pointers	6	20
Attempted 10+ FGs	7	20
Recorded 3+ steals	3	11
Grabbed 5+ rebounds	3	13
Played 30+ minutes	6	22

#15 GAME HIGHS

2015-16 Career

26, at S. Carolina	26, at S. Carolina
1-16-16	PTS 1-16-16
10, at S. Carolina	10, at S. Carolina
1-16-16	FGM 1-16-16
16, Twice	16, 3 times
	FGA
4, Twice	4, 3 times
	3PTM
7, at Georgia	8, Twice
1-6-16	3PTA
4, 4 times	6, Twice
	FTM
6, Northern Illinois	8, 3 times
12-4-15	FTA 12-30-14
9, at Texas A&M	9, Twice
1-23-16	REB
8, at S. Carolina	9, Oral Roberts
1-16-16	ASST 11-19-14
2, Savannah St.	2, Savannah St.
1-2-16	BLKS 1-2-16
3, 3 times	6, UMKC
	STLS 11-14-14



JAKEENAN GANT

SO // F // 6-8 // 212
Springfield, Ga.
Effingham County High School

LAST GAME (AT TEXAS A&M 1-23-16)

FG	FGA	3FG	3FGA	FT	FTA	REB	PTS
0	5	0	1	1	2	4	1

GANT 2015-16 GAME-BY-GAME

Opponent	Date	GS	Min	FG	FGA	Pct	3FG	3FGA	Pct	FT	FTA	Pct	Off	Def	Tot	Avg	PF	FO	A	TO	Blk	Stl	Pts	Avg
WOFFORD	11-13-15	*	16	1-5	.200	0-3	.000	2-2	1.000	1	3	4	4.0	5	1	1	0	1	0	1	0	4	4.0	
UMES	11-15-15	*	13	2-2	1.000	0-0	.000	0-0	.000	0	1	1	2.5	4	0	0	1	2	1	4	4.0			
at Xavier	11-17-15	*	15	0-3	.000	0-2	.000	1-2	.500	1	1	2	2.3	1	0	1	2	1	0	1	0	1	3.0	
vs Kansas State	11-23-15	*	7	0-2	.000	0-1	.000	0-0	.000	0	1	1	2.0	4	0	0	0	1	0	0	0	0	2.3	
vs Northwestern	11-24-15		5	1-1	1.000	0-0	.000	2-3	.667	1	0	1	1.8	3	0	0	0	0	0	0	0	4	2.6	
ARKANSAS ST.	12-1-15		8	1-4	.250	0-1	.000	0-0	.000	1	0	1	1.7	1	0	0	0	1	0	2	2.5			
NORTHERN ILL.	12-4-15		18	4-6	.667	0-0	.000	3-3	1.000	2	4	6	2.3	1	0	0	1	1	1	11	3.7			
OMAHA	12-9-15		20	3-6	.500	0-0	.000	5-7	.714	1	4	5	2.6	0	0	0	1	2	1	11	4.6			
at Arizona	12-13-15		17	3-6	.500	0-0	.000	2-2	1.000	0	3	3	2.7	2	0	0	1	0	0	8	5.0			
NC STATE	12-19-15		16	2-5	.400	0-0	.000	0-0	.000	1	1	2	2.6	2	0	0	0	1	1	4	4.9			
vs Illinois	12-23-15		18	4-5	.800	0-0	.000	0-0	.000	2	4	6	2.9	1	0	0	0	2	0	8	5.2			
ARKANSAS-PB	12-29-15		20	1-7	.143	0-0	.000	5-6	.833	4	7	11	3.6	1	0	2	0	4	1	7	5.3			
SAVANNAH ST	1-2-16		22	2-5	.400	0-0	.000	0-0	.000	3	2	5	3.7	0	0	0	1	1	0	4	5.2			
at Georgia	1-6-16		25	2-6	.333	0-1	.000	1-2	.500	2	4	6	3.9	2	0	0	2	0	0	5	5.2			
AUBURN	1-9-16		12	2-3	.667	1-1	1.000	0-0	.000	1	2	3	3.8	3	0	0	1	2	0	5	5.2			
ARKANSAS	1-12-16		12	2-4	.500	0-0	.000	0-0	.000	1	2	3	3.8	4	0	1	1	1	0	4	5.1			
at S. Carolina	1-16-16		19	1-3	.333	0-0	.000	1-2	.500	1	2	3	3.7	1	0	0	0	1	0	3	5.0			
GEORGIA	1-20-16		3	0-2	.000	0-0	.000	0-0	.000	0	0	0	3.5	0	0	0	0	0	0	0	4.7			
at Texas A&M	1-23-16		14	0-5	.000	0-1	.000	1-2	.500	2	2	4	3.5	0	0	0	1	0	1	1	4.5			
at Kentucky	1-27-16																							
MISSISSIPPI ST	1-30-16																							
OLE MISS	2-3-16																							
at Alabama	2-6-16																							
at Vanderbilt	2-10-16																							
TENNESSEE	2-13-16																							
S. CAROLINA	2-16-16																							
at Arkansas	2-20-16																							
at Ole Miss	2-23-16																							
TEXAS A&M	2-27-16																							
at LSU	3-1-16																							
FLORIDA	3-5-16																							

2015-16 (SOPHOMORE):

- █ Fifth game with multiple blocks vs. Auburn (Jan. 9).
- █ Career-high 11 rebounds and four blocks in 20 minutes off the bench vs. Arkansas-Pine Bluff (Dec. 29).
- █ Productive 18 minutes vs. Illinois (Dec. 23), scoring 8 points (4-of-5 FG) and matching season bests in rebounds (6) and blocks (2).
- █ Second-straight game with 11 points (3-of-6 FG, 5-of-7 FT) in the win vs. Omaha (Dec. 9), with career highs in FT makes (5) and attempts (7).
- █ Breakout game of season with 11 points (4-of-6 FG, 3-of-3 FT) vs. Northern Illinois (Dec. 4) in 18 minutes off the bench.

2014-15 (FRESHMAN):

- █ Shot an efficient 51.2-percent from the field in his initial season wearing the Black & Gold.
- █ Finished the season with 14 blocks in 23 games for a team-best average of 0.61 blocks per game.
- █ 13 points (4-of-8 FG, 1-of-4 3PT, 4-of-4 FT) in 15 minutes off the bench vs. Xavier (Dec. 13), the first action of his collegiate career.

- █ Did not appear in the first 9 games of 2014-15 during a review of his eligibility by the University of Missouri.

EFFINGHAM COUNTY HIGH SCHOOL:

- █ One of the premier players in the class of 2014 and was selected to participate in USA Basketball's U18 National Team training camp.
- █ Was named Georgia's Mr. Basketball as a senior in 2014.
- █ Averaged 21.0 points, 10.5 rebounds, 4.0 blocks and 2.8 assists for the Effingham County Rebels as a senior.

PERSONAL:

- █ Full name is Jakeenan Tyelle Gant.
- █ Son of La'Kenia Gant and James McDonald.
- █ Has an older sister, Daira, and younger sister, Arial.
- █ Born May 6, 1996, in Savannah, Ga.
- █ Would enjoy working in the restaurant business after basketball.

#23 AT A GLANCE

2015-16 Career

Scored 5+ points	6	19
Scored 10+ points	2	5
Hit 3+ FGs	4	14
Grabbed 5+ rebounds	6	8
Recorded 2+ blocks	5	9
Played 20+ minutes	4	7

#23 GAME HIGHS

2015-16	Career
11, Twice	13, Xavier
PTS	12-13-14
4, Twice	5, at Arkansas
FGM	2-18-15
7, Arkansas-PB	8, Xavier
12-29-15	FGA 12-13-14
-	1, Xavier
-	3PTM 12-13-14
3, Wofford	4, Xavier
11-13-15	3PTA 12-13-14
5, Omaha	5, Omaha
12-9-15	FTM 12-9-15
7, Omaha	7, Omaha
12-9-15	FTA 12-9-15
11, Arkansas-PB	11, Arkansas-PB
12-29-15	REB 12-29-15
2, Arkansas-PB	3, at Arkansas
12-29-15	ASST 2-18-15
4, Arkansas-PB	4, Arkansas-PB
12-29-15	BLKS 12-29-15
1, 6 times	1. 15 times
STLS	

GANT CAREER STATS

SEASON	G-GS	MIN	MPG	FG-A	FG%	3FG-A	3FG%	FT-A	FT%	REB / AVG.	AST / TO	BS / S	TP	AVG.
2014-15	23-6	324	14.1	47-91	.516	1-14	.071	18-25	.720	50 / 2.2	7 / 16	14 / 9	113	4.9
2015-16	19-4	280	14.7	31-80	.388	1-10	.100	23-31	.742	67 / 3.5	5 / 12	21 / 6	86	4.5
TOTAL	42-10	604	14.4	78-171	.456	2-24	.083	41-56	.732	117 / 2.8	12 / 28	35 / 15	199	4.7



KEVIN PURYEAR

FR // F // 6-7 / 236

Blue Springs, Mo.

South High School

LAST GAME (AT TEXAS A&M 1-23-16)

FG	FGA	3FG	3FGA	FT	FTA	REB	PTS
3	8	0	1	5	7	6	11

PURYEAR 2015-16 GAME-BY-GAME

Opponent	Date	GS	Min	FG	FGA	Pct	3FG	3FGA	Pct	FT	FTA	Pct	Off	Def	Tot	Avg	PF	FO	A	TO	Blk	Stl	Pts	Avg
WOFFORD	11-13-15	*	32	8-14	.571	1-3	.333	3-4	.750	0	5	5	5.0	1	0	0	2	0	1	20	20.0			
UMES	11-15-15	*	26	4-7	.571	0-0	.000	5-6	.833	1	4	5	5.0	0	0	1	2	0	1	13	16.5			
at Xavier	11-17-15	*	29	4-9	.444	0-2	.000	4-4	1.000	0	5	5	5.0	3	0	0	1	0	0	12	15.0			
vs Kansas State	11-23-15	*	31	4-9	.444	0-0	.000	1-2	.500	1	2	3	4.5	2	0	0	0	1	0	9	13.5			
vs Northwestern	11-24-15	*	29	6-11	.545	0-2	.000	2-4	.500	1	3	4	4.4	1	0	1	2	0	0	14	13.6			
ARKANSAS ST.	12-1-15	*	21	4-7	.571	0-1	.000	2-3	.667	2	5	7	4.8	2	0	1	3	0	0	10	13.0			
NORTHERN ILL.	12-4-15	*	24	6-10	.600	0-0	.000	5-5	1.000	0	1	1	4.3	1	0	0	4	0	0	17	13.6			
OMAHA	12-9-15	*	25	5-8	.625	1-2	.500	7-8	.875	2	6	8	4.8	2	0	1	1	0	1	18	14.1			
at Arizona	12-13-15	*	22	2-10	.200	0-2	.000	0-1	.000	4	1	5	4.8	1	0	1	1	0	0	4	13.0			
NC STATE	12-19-15	*	25	1-2	.500	0-0	.000	2-2	1.000	0	2	2	4.5	1	0	0	0	0	0	4	12.1			
vs Illinois	12-23-15	*	19	5-8	.625	1-2	.500	1-3	.333	1	1	2	4.3	2	0	0	2	0	0	12	12.1			
ARKANSAS-PB	12-29-15	*	17	4-9	.444	0-0	.000	5-6	.833	4	4	8	4.6	1	0	0	2	1	2	13	12.2			
SAVANNAH ST	1-2-16	*	15	2-5	.400	0-0	.000	4-4	1.000	1	3	4	4.5	1	0	1	0	0	0	8	11.8			
at Georgia	1-6-16	*	27	5-9	.556	0-1	.000	9-10	.900	1	2	3	4.4	2	0	0	1	0	1	19	12.4			
AUBURN	1-9-16	*	28	4-9	.444	1-1	1.000	5-6	.833	4	7	11	4.9	4	0	1	3	0	1	14	12.5			
ARKANSAS	1-12-16	*	29	3-7	.429	0-2	.000	2-2	1.000	0	3	3	4.8	2	0	1	1	0	0	8	12.2			
at S. Carolina	1-16-16	*	12	0-1	.000	0-0	.000	2-2	1.000	0	1	1	4.5	4	0	0	3	0	2	2	11.6			
GEORGIA	1-20-16	*	25	4-8	.500	0-1	.000	2-2	1.000	1	6	7	4.7	0	0	0	0	0	0	10	11.5			
at Texas A&M	1-23-16	*	30	3-8	.375	0-1	.000	5-7	.714	1	5	6	4.7	2	0	1	2	0	0	11	11.5			
at Kentucky	1-27-16																							
MISSISSIPPI ST	1-30-16																							
OLE MISS	2-3-16																							
at Alabama	2-6-16																							
at Vanderbilt	2-10-16																							
TENNESSEE	2-13-16																							
S. CAROLINA	2-16-16																							
at Arkansas	2-20-16																							
at Ole Miss	2-23-16																							
TEXAS A&M	2-27-16																							
at LSU	3-1-16																							
FLORIDA	3-5-16																							

2015-16 (FRESHMAN):

- Has hit double figures in scoring in 13-of-18 games in 2015-16.
- Matched season high in steals (2) at No. 19 South Carolina (Jan. 16).
- First career double-double in the 76-61 win vs. Auburn (Jan. 9), recording 14 points (4-of-9 FG, 1-of-1 3PT, 5-of-6 FT) and 11 rebounds.
- Career highs in FT (9) and FTA (10) to reach 19 points (5-of-9 FG) at Georgia (Jan. 6).
- 13 points (4-of-9 FG, 5-of-6 FT) and eight rebounds in 17 minutes in the 78-25 win vs. Arkansas-Pine Bluff (Dec. 29).
- Then-season-best eight rebounds to go along with 18 points (5-of-8 FG, 1-of-2 3PT, 7-of-8 FT) vs. Omaha (Dec. 9).
- Scored 20 points (8-of-14 FG, 1-of-3 3PT, 3-of-4 FT) in his collegiate debut, leading Mizzou past Wofford (Nov. 13), 83-74.
- Joined an exclusive list of debuts, with other recent 20-point Tiger freshman performances including: Montague Gill-Ceaser, 21 points vs. UMKC (Nov. 14, 2014), Jevon Crudup, 22 points at Rutgers (Nov. 27, 1990), Steve Stipanovich, 23 points vs. Southwest Texas State (Nov. 30, 1979).

BLUE SPRINGS SOUTH HIGH SCHOOL:

- Averaged 20.1 points and 7.8 rebounds per game while shooting 53.4 percent from the floor as a senior at Blue Springs South.
- Led South to its first Missouri Class 5 State Championship in school history at Mizzou Arena as a senior.
- Was a Missouri Class 5 All-State selection as a junior and senior.
- Chose Mizzou over offers from Arkansas, Ole Miss, Nebraska, Oklahoma State and Creighton.

PERSONAL:

- Son of Kevin and Vicki Puryear.
- Born Nov. 18, 1996, in New Brunswick, N.J.
- Has two sisters, Aleyse and Kendall.
- Grew up dreaming of chance to play at Mizzou.
- Favorite sports movie is *Coach Carter*.
- Favorite professional athlete to follow is LeBron James.
- Would like to pursue a career in basketball.

#24 AT A GLANCE

2015-16 Career

Scored 10+ points	13	-
Scored 15+ points	4	-
Scored 20+ points	1	-
Hit 5+ FGs	6	-
Hit 2+ 3-pointers	-	-
Attempted 10+ FGs	4	-
Grabbed 5+ rebounds	10	-
Multiple steals	2	-
Played 20+ minutes	14	-
Played 30+ minutes	3	-

#24 GAME HIGHS

2015-16 Career

20, Wofford		
11-13-15	PTS	-
8, Wofford		
11-13-15	FGM	-
14, Wofford		
11-13-15	FGA	-
1, 4 times		
	3PTM	-
3, Wofford		
11-13-15	3PTA	-
9, at Georgia		
1-6-16	FTM	-
10, at Georgia		
1-6-16	FTA	-
11, Auburn		
1-9-16	REB	-
1, 9 times		
	ASST	-
1, Twice		
	BLKS	-
2, Twice		
	STLS	-

PURYEAR CAREER STATS

SEASON	G-GS	MIN	MPG	FG-A	FG%	3FG-A	3FG%	FT-A	FT%	REB / AVG.	AST / TO	BS / S	TP	AVG.
2015-16	19-19	466	24.5	74-151	.490	4-20	.200	66-81	.815	90 / 4.7	9 / 30	2 / 9	218	11.5
Total	19-19	466	24.5	74-151	.490	4-20	.200	66-81	.815	90 / 4.7	9 / 30	2 / 9	218	11.5



RUSSELL WOODS

JR // F // 6-8 // 225
Chicago, Ill. // Simeon Career Academy
John A. Logan College (Ill.)

LAST GAME (AT TEXAS A&M 1-23-16)

FG	FGA	3FG	3FGA	FT	FTA	REB	PTS
0	2	0	0	0	3	3	0

WOODS 2015-16 GAME-BY-GAME

Opponent	Date	GS	Min	FG	FGA	Pct	3FG	3FGA	Pct	FT	FTA	Pct	Off	Def	Tot	Avg	PF	FO	A	TO	Blk	Stl	Pts	Avg
WOFFORD	11-13-15	13	4-5	.800	0-0	.000	1-1	1.000	1	2	3	3.0	3	0	0	0	0	0	0	0	0	9	9.0	
UMES	11-15-15	15	0-0	.000	0-0	.000	1-4	.250	0	1	1	2.0	2	0	1	0	1	0	1	0	1	0	1	5.0
at Xavier	11-17-15	8	0-0	.000	0-0	.000	0-0	.000	2	1	3	2.3	3	0	0	0	0	0	0	0	0	0	3.3	
vs Kansas State	11-23-15	19	2-3	.667	0-0	.000	0-0	.000	1	0	1	2.0	3	0	0	0	0	0	0	0	0	4	3.5	
vs Northwestern	11-24-15	12	0-0	.000	0-0	.000	0-0	.000	0	1	1	1.8	3	0	0	0	0	0	0	0	0	0	2.8	
ARKANSAS ST.	12-1-15	11	4-6	.667	0-0	.000	0-4	.000	2	2	4	2.2	3	0	0	1	1	0	8	3.7				
NORTHERN ILL.	12-4-15	15	4-4	1.000	0-0	.000	1-2	.500	1	3	4	2.4	4	0	1	1	0	0	9	4.4				
OMAHA	12-9-15	15	3-3	1.000	0-0	.000	0-0	.000	1	1	2	2.4	3	0	0	0	0	0	6	4.6				
at Arizona	12-13-15	22	1-5	.200	0-0	.000	3-6	.500	1	3	4	2.6	4	0	0	0	0	0	5	4.7				
NC STATE	12-19-15	19	2-3	.667	0-0	.000	0-0	.000	0	4	4	2.7	3	0	2	0	1	0	4	4.6				
vs Illinois	12-23-15	24	3-5	.600	0-0	.000	1-2	.500	3	7	10	3.4	2	0	1	2	0	1	7	4.8				
ARKANSAS-PB	12-29-15	* 15	2-4	.500	0-0	.000	2-3	.667	4	6	10	3.9	3	0	1	3	0	0	6	4.9				
SAVANNAH ST	1-2-16	* 18	3-3	1.000	0-0	.000	1-2	.500	0	3	3	3.8	1	0	1	0	2	2	7	5.1				
at Georgia	1-6-16	* 8	0-1	.000	0-0	.000	0-0	.000	1	0	1	3.6	4	0	0	0	0	0	0	0	0	4.7		
AUBURN	1-9-16	* 7	1-1	1.000	0-0	.000	1-2	.500	0	0	0	3.4	4	0	0	1	0	0	3	4.6				
ARKANSAS	1-12-16	* 19	0-2	.000	0-0	.000	2-2	1.000	1	2	3	3.4	2	0	0	1	0	1	2	4.4				
at S. Carolina	1-16-16	* 22	0-2	.000	0-0	.000	1-2	.500	0	2	2	3.3	1	0	0	1	0	0	1	4.2				
GEORGIA	1-20-16	15	0-1	.000	0-0	.000	0-0	.000	0	0	0	3.1	0	0	0	1	0	0	0	0	0	4.0		
at Texas A&M	1-23-16	18	0-2	.000	0-0	.000	0-3	.000	2	1	3	3.1	4	0	1	0	0	0	0	0	0	3.8		
at Kentucky	1-27-16																							
MISSISSIPPI ST	1-30-16																							
OLE MISS	2-3-16																							
at Alabama	2-6-16																							
at Vanderbilt	2-10-16																							
TENNESSEE	2-13-16																							
S. CAROLINA	2-16-16																							
at Arkansas	2-20-16																							
at Ole Miss	2-23-16																							
TEXAS A&M	2-27-16																							
at LSU	3-1-16																							
FLORIDA	3-5-16																							

2015-16 (JUNIOR):

- Back-to-back games with 10 rebounds with his effort vs. Arkansas-Pine Bluff (Dec. 29), his first career start.
- Grabbed 10 rebounds vs. Illinois (Dec. 23), a career-best and the most for a Mizzou player at that point in the 2015-16 season.
- Played a season-high 22 minutes off the bench at No. 13 Arizona (Dec. 13), scoring five points.
- Matched season highs in points (9) and rebounds (4) on a perfect night of shooting from the field (4-of-4 FG, 1-of-2 FT) in the 78-71 win vs. Northern Illinois (Dec. 4).
- Scored 9 points (4-of-5 FG, 1-of-1 FT) in his Mizzou debut vs. Wofford (Nov. 13), logging 13 minutes off the bench.

JUNIOR COLLEGE (JOHN A. LOGAN COLLEGE):

- Averaged 14.1 points and 7.2 rebounds per game and shot 61-percent from the field during the 2014-15 season at John A. Logan.
- Led John A. Logan College to a 27-7 record in 2014-15.
- Anchored the post as John A. Logan captured a Great Rivers

Athletic Conference title and an NJCAA National Tournament berth.

- As a freshman, recorded 6.1 points per game while shooting 49.6-percent from the field.

HIGH SCHOOL:

- Won an Illinois state title as a senior at Simeon Career Academy.
- Played alongside Milwaukee Bucks forward and former No. 2 NBA Draft selection Jabari Parker.
- Transferred to Simeon from Leo Catholic High School in Chicago after his junior year.
- Earned all-state recognition as a junior at Leo Catholic.

PERSONAL:

- Son of Vivian Winters and Russell Woods, Sr.
- Born Dec. 5, 1994, in Chicago, Ill.
- Enjoys cooking in his spare time.

WOODS CAREER STATS

SEASON	G-GS	MIN	MPG	FG-A	FG%	3FG-A	3FG%	FT-A	FT%	REB / AVG.	AST / TO	BS / S	TP	AVG.
2015-16	19-6	295	15.5	29-50	.580	0-0	.000	14-33	.424	59 / 3.1	8 / 11	5 / 4	72	3.8
TOTAL	19-6	295	15.5	29-50	.580	0-0	.000	14-33	.424	59 / 3.1	8 / 11	5 / 4	72	3.8

#25 AT A GLANCE

2015-16 Career

Scored 5+ points	8	-
Scored 10+ points	-	-
Hit 3+ FGs	6	-
Grabbed 5+ rebounds	2	-
Recorded 2+ blocks	1	-
Played 20+ minutes	3	-

#25 GAME HIGHS

2015-16 Career

9, Twice	PTS	-
4, 3 times	FGM	-
6, Arkansas St.	FGA	-
12-1-15	3PTM	-
-	3PTA	-
3, at Arizona	FTM	-
12-13-15	FTA	-
6, at Arizona	REB	-
12-13-15	ASST	-
10, Twice	BLKS	-
2, NC State	STLS	-
12-19-15		-
2, Savannah St.		-
1-2-16		-
2, Savannah St.		-
1-2-16		-



ADAM WOLF
 FR // F // 6-7 // 202
 Beaver Dam, Wis.
 Beaver Dam High School

LAST GAME (SAVANNAH STATE 1-2-16)

FG	FGA	3FG	FGA	FT	FTA	REB	PTS
0	1	0	1	0	0	2	0

WOLF 2015-16 GAME-BY-GAME

Opponent	Date	GS	Min	FG	FGA	Pct	3FG	FGA	Pct	FT	FTA	Pct	Off	Def	Tot	Avg	PF	FO	A	TO	Blk	Stl	Pts	Avg
WOFFORD	11-13-15	DNP																						
UMES	11-15-15	DNP																						
at Xavier	11-17-15	DNP																						
vs Kansas State	11-23-15	DNP																						
vs Northwestern	11-24-15	DNP																						
ARKANSAS ST.	12-1-15	DNP																						
NORTHERN ILL.	12-4-15	DNP																						
OMAHA	12-9-15	DNP																						
at Arizona	12-13-15	1	1-1	1.000	1-1	1.000	0-0	.000	0-0	0-0	0-0	0.0	0-0	0-0	0-0	0-0	0-0	0-0	0-0	0-0	0-0	3	3.0	
NC STATE	12-19-15	DNP																						
vs Illinois	12-23-15	DNP																						
ARKANSAS-PB	12-29-15	5	3-4	.750	0-0	.000	0-0	.000	0-0	.000	1-2	3	1.5	0-0	0-0	0-0	2	1	6	4.5				
SAVANNAH ST	1-2-16	3	0-1	.000	0-1	.000	0-0	.000	0-0	.000	0-2	2	1.7	0-0	0-0	0-0	0	0	0	0	0	0	3.0	
at Georgia	1-6-16	DNP																						
AUBURN	1-9-16	DNP																						
ARKANSAS	1-12-16	DNP																						
at S. Carolina	1-16-16	DNP																						
GEORGIA	1-20-16	DNP																						
at Texas A&M	1-23-16	DNP																						
at Kentucky	1-27-16																							
MISSISSIPPI ST	1-30-16																							
OLE MISS	2-3-16																							
at Alabama	2-6-16																							
at Vanderbilt	2-10-16																							
TENNESSEE	2-13-16																							
S. CAROLINA	2-16-16																							
at Arkansas	2-20-16																							
at Ole Miss	2-23-16																							
TEXAS A&M	2-27-16																							
at LSU	3-1-16																							
FLORIDA	3-5-16																							

2015-16 (FRESHMAN):

- 6 points (3-of-4 FG) in just five minutes to close out the 78-25 win vs. Arkansas-Pine Bluff (Dec. 29), including 3 rebounds and 2 blocks
- Scored his first career points on a three-pointer in his first minute of collegiate action at No. 13 Arizona (Dec. 13).

HIGH SCHOOL:

- Averaged 17.0 points and 7.5 rebounds per game and helped lead Beaver Dam High School to a 19-win season as a senior.
- Earned Little Ten Conference Co-Player of the Year honors for his tremendous play on the court.
- Played three seasons at Lake Forest High School in Illinois before transferring to Beaver Dam High School in Wisconsin for his senior season.
- Battled injuries through career at Lake Forest, averaging 6.3 points and 3.3 points per game as a junior while playing through a stress fracture.
- Passed up several Division II scholarship offers to accept Coach Anderson's walk-on opportunity at Mizzou.

PERSONAL:

- Son of John and Jamie Wolf.
- Born on March 21, 1997, in Milwaukee, Wis.
- Has an older sister, Danielle, and younger sister, Lilly.
- Would like to work in business at the conclusion of his basketball-playing career.
- Father, John, was a walk-on basketball player at Marquette from 1989-91.
- Favorite movie is *Star Wars*.

WOLF CAREER STATS

SEASON	G-GS	MIN	MPG	FG-A	FG%	3FG-A	3FG%	FT-A	FT%	REB / AVG.	AST / TO	BS / S	TP	AVG.
2015-16	3-0	9	3.0	4-6	.667	1-2	.500	0-0	.000	5 / 1.7	0 / 0	2 / 1	9	3.0
TOTAL	3-0	9	3.0	4-6	.667	1-2	.500	0-0	.000	5 / 1.7	0 / 0	2 / 1	9	3.0

#32 AT A GLANCE

2015-16 Career

Scored 5+ points	1	-
Scored 10+ points	-	-
Hit 3+ FGs	1	-
Grabbed 5+ rebounds	-	-
Recorded 2+ blocks	1	-
Played 20+ minutes	-	-

#32 GAME HIGHS

2015-16 Career

6, Arkansas-PB	-	
12-29-15	PTS	-
3, Arkansas-PB	-	
12-29-15	FGM	-
4, Arkansas-PB	-	
12-29-15	FGA	-
1, at Arizona	-	
12-13-15	3PTM	-
1, Twice	-	
	3PTA	-
-	-	-
	FTM	-
-	-	-
	FTA	-
-	-	-
3, Arkansas-PB	-	
12-29-15	REB	-
-	-	-
	ASST	-
-	-	-
2, Arkansas-PB	-	
12-29-15	BLKS	-
1, Arkansas-PB	-	
12-29-15	STLS	-



CULLEN VANLEER

FR // G // 6-4 // 200

Pacific, Mo.

Pacific High School

LAST GAME (AT TEXAS A&M 1-23-16)

FG	FGA	3FG	3FGA	FT	FTA	AST	PTS
0	3	0	3	0	0	1	0

VANLEER 2015-16 GAME-BY-GAME

Opponent	Date	GS	Min	FG	FGA	Pct	3FG	3FGA	Pct	FT	FTA	Pct	Off	Def	Tot	Avg	PF	FO	A	TO	Blk	Stl	Pts	Avg
WOFFORD	11-13-15	12	2-2	1.000	1-1	1.000	0-1	.000	1	0	1	1.0	0	0	1	1.0	0	0	2	0	0	0	5	5.0
UMES	11-15-15	9	1-3	.333	1-3	.333	0-0	.000	0	0	0	0.5	1	0	0	0	0	0	1	3	4.0			
at Xavier	11-17-15	22	5-9	.556	3-7	.429	0-0	.000	0	0	0	0.3	2	0	0	1	0	0	1	0	2	13	7.0	
vs Kansas State	11-23-15	17	2-5	.400	2-5	.400	0-0	.000	0	3	3	1.0	2	0	0	0	0	0	0	0	0	6	6.8	
vs Northwestern	11-24-15	15	1-5	.200	1-4	.250	0-0	.000	1	1	2	1.2	2	0	1	0	0	0	0	0	0	3	6.0	
ARKANSAS ST.	12-1-15	16	2-6	.333	2-4	.500	0-0	.000	1	2	3	1.5	3	0	1	1	0	0	0	0	0	6	6.0	
NORTHERN ILL.	12-4-15	14	1-4	.250	1-4	.250	0-0	.000	0	0	0	1.3	0	0	2	0	0	1	3	5.6				
OMAHA	12-9-15	19	1-4	.250	1-3	.333	0-0	.000	0	3	3	1.5	3	0	1	0	0	0	3	5.3				
at Arizona	12-13-15	11	0-3	.000	0-3	.000	0-0	.000	0	1	1	1.4	0	0	0	1	0	0	0	0	0	4.7		
NC STATE	12-19-15	24	4-7	.571	4-7	.571	0-0	.000	0	2	2	1.5	1	0	1	0	0	0	0	0	0	12	5.4	
vs Illinois	12-23-15	20	0-2	.000	0-2	.000	0-0	.000	0	2	2	1.5	3	0	1	0	0	0	0	0	0	4.9		
ARKANSAS-PB	12-29-15	22	2-3	.667	1-2	.500	0-0	.000	0	2	2	1.6	1	0	1	0	0	0	0	0	0	5	4.9	
SAVANNAH ST	1-2-16	17	1-2	.500	0-1	.000	0-0	.000	1	1	2	1.6	2	0	2	2	0	0	2	0	0	2	4.7	
at Georgia	1-6-16	8	1-4	.250	1-3	.333	0-0	.000	0	0	0	1.5	0	0	0	0	0	0	0	0	0	3	4.6	
AUBURN	1-9-16	16	0-5	.000	0-2	.000	2-2	1.000	1	2	3	1.6	0	0	0	0	0	0	0	0	0	2	4.4	
ARKANSAS	1-12-16	17	1-3	.333	1-3	.333	0-0	.000	0	0	0	1.5	2	0	1	0	0	1	3	4.3				
at S. Carolina	1-16-16	8	0-2	.000	0-2	.000	0-0	.000	0	0	0	1.4	1	0	0	0	1	0	0	0	0	4.1		
GEORGIA	1-20-16	14	1-5	.200	1-4	.250	0-0	.000	1	0	1	1.4	0	0	0	1	0	0	0	0	0	3	4.0	
at Texas A&M	1-23-16	18	0-3	.000	0-3	.000	0-0	.000	0	1	1	1.4	0	0	1	0	0	0	0	0	0	0	3.8	
at Kentucky	1-27-16																							
MISSISSIPPI ST	1-30-16																							
OLE MISS	2-3-16																							
at Alabama	2-6-16																							
at Vanderbilt	2-10-16																							
TENNESSEE	2-13-16																							
S. CAROLINA	2-16-16																							
at Arkansas	2-20-16																							
at Ole Miss	2-23-16																							
TEXAS A&M	2-27-16																							
at LSU	3-1-16																							
FLORIDA	3-5-16																							

2015-16 (FRESHMAN):

- First career block at No. 19 South Carolina (Jan. 16).
- Season-high four three-pointers on 4-of-7 3PT shooting in the game vs. NC State (Dec. 19), scoring 12 points.
- Season-best 13 points (5-of-9 FG, 3-of-7 3PT) at Xavier (Nov. 17), leading the Tigers in scoring for the first time.
- Hit on his two field goal attempts in his collegiate debut vs. Wofford (Nov. 13), including his first career 3-pointer.

PACIFIC HIGH SCHOOL:

- Averaged 23.5 points and 7.3 rebounds per game for Pacific High School as a senior.
- Became the all-time leading scorer in Pacific history, snapping a record that stood since 1954.
- Reached 1,000 career points in just 58 games
- Named Missouri Class 4 Co-Player of the Year.
- Was a MBCA Class 4 All-State selection.

- Added academic all-conference honors as a senior.
- Also competed in golf in high school, receiving first team all-conference recognition.

PERSONAL:

- Son of John and Lori VanLeer.
- Born on May 25, 1996, in Beaufort, Mo.
- Both parents attended Missouri State and work as educators, with mother, Lori, working as a superintendent and father, John, working as a physical education teacher and coach.
- Has been a fan of Mizzou Basketball since childhood.
- Showed cattle as a youngster.
- Has a younger brother named Cameron.
- Favorite sports movie is *Glory Road*.
- Would like to follow in his parents' footsteps and become a teacher or coach, or work in the physical therapy field.

#33 AT A GLANCE

2015-16 Career

Scored 5+ points	6	-
Scored 10+ points	2	-
Hit 3+ FGs	2	-
Hit 2+ 3PT FGs	4	-
Multiple assists	3	-
Multiple steals	1	-
Played 15+ minutes	12	-
Played 20+ minutes	4	-

#33 GAME HIGHS

2015-16 Career

13, at Xavier	
11-17-15	PTS
5, at Xavier	
11-17-15	FGM
9, at Xavier	
11-17-15	FGA
4, NC State	
12-19-15	3PTM
7, Twice	
	3PTA
2, Auburn	
1-9-16	FTM
2, Auburn	
11-9-16	FTA
3, 4 times	
	REB
2, 3 times	
	ASST
1, at S. Carolina	
1-16-16	BLKS
2, at Xavier	
11-17-15	STLS

VANLEER CAREER STATS

SEASON	G-GS	MIN	MPG	FG-A	FG%	3FG-A	3FG%	FT-A	FT%	REB / AVG.	AST / TO	BS / S	TP	AVG.
2015-16	19-0	299	15.7	25-77	.325	20-63	.317	2-3	.667	26 / 1.4	14 / 6	1 / 5	72	3.8
TOTAL	19-0	299	15.7	25-77	.325	20-63	.317	2-3	.667	26 / 1.4	14 / 6	1 / 5	72	3.8



RYAN ROSBURG

SR // F // 6-10 // 260

Chesterfield, Mo.
Marquette High School

LAST GAME (AT TEXAS A&M 1-23-16)

FG	FGA	3FG	FGA	FT	FTA	REB	PTS
5	6	0	0	0	0	4	10

ROSBURG 2015-16 GAME-BY-GAME

Opponent	Date	GS	Min	FG	FGA	Pct	3FG	FGA	Pct	FT	FTA	Pct	Off	Def	Tot	Avg	PF	FO	A	TO	Blk	Stl	Pts	Avg
WOFFORD	11-13-15	20	1-2	.500	0-0	.000	4-6	.667	0	3	3	3.0	3	0	0	0	0	0	0	0	1	6	6.0	
UMES	11-15-15	10	0-0	.000	0-0	.000	0-0	.000	0	3	3	3.0	1	0	0	0	1	0	0	0	0	0	3.0	
at Xavier	11-17-15	9	0-0	.000	0-0	.000	1-2	.500	1	0	1	2.3	1	0	0	1	1	0	1	0	1	2.3		
vs Kansas State	11-23-15	7	0-0	.000	0-0	.000	0-2	.000	1	0	1	2.0	3	0	1	0	0	0	0	0	0	0	1.8	
vs Northwestern	11-24-15	* 28	4-9	.444	0-0	.000	0-3	.000	3	6	9	3.4	3	0	0	1	0	0	0	0	0	8	3.0	
ARKANSAS ST.	12-1-15	* 29	5-9	.556	0-0	.000	0-0	.000	0	2	2	3.2	3	0	0	1	0	0	0	0	0	10	4.2	
NORTHERN ILL.	12-4-15	* 21	2-2	1.000	0-0	.000	0-0	.000	3	4	7	3.7	4	0	1	1	2	0	0	4	4	4.1		
OMAHA	12-9-15	* 19	2-4	.500	0-0	.000	0-0	.000	1	2	3	3.6	4	0	1	2	0	0	4	4	4.1			
at Arizona	12-13-15	* 14	1-2	.500	0-0	.000	0-0	.000	1	3	4	3.7	3	0	0	1	1	0	2	3.9				
NC STATE	12-19-15	* 15	1-2	.500	0-0	.000	0-1	.000	2	4	6	3.9	4	0	1	1	0	0	2	3.7				
vs Illinois	12-23-15	* 15	1-3	.333	0-0	.000	0-0	.000	0	3	3	3.8	1	0	1	1	0	1	2	3.5				
ARKANSAS-PB	12-29-15	11	1-2	.500	0-0	.000	1-1	1.000	0	0	3.5	2	0	0	0	0	1	3	3.5					
SAVANNAH ST	1-2-16	15	2-3	.667	0-0	.000	1-3	.333	1	4	5	3.6	1	0	0	0	0	0	5	3.6				
at Georgia	1-6-16	14	1-2	.500	0-0	.000	2-3	.667	1	4	5	3.7	2	0	0	1	0	1	4	3.6				
AUBURN	1-9-16	21	2-2	1.000	0-0	.000	0-0	.000	0	2	2	3.6	4	0	0	2	0	1	4	3.7				
ARKANSAS	1-12-16	10	2-2	1.000	0-0	.000	0-0	.000	1	1	2	3.5	1	0	0	1	0	0	4	3.7				
at S. Carolina	1-16-16	14	6-6	1.000	0-0	.000	0-0	.000	0	0	3.3	5	1	0	1	0	0	12	4.2					
GEORGIA	1-20-16	* 25	3-4	.750	0-0	.000	0-1	.000	0	5	5	3.4	1	0	0	1	1	0	6	4.3				
at Texas A&M	1-23-16	* 18	5-6	.833	0-0	.000	0-0	.000	1	3	4	3.4	5	1	0	1	1	0	10	4.6				
at Kentucky	1-27-16																							
MISSISSIPPI ST	1-30-16																							
OLE MISS	2-3-16																							
at Alabama	2-6-16																							
at Vanderbilt	2-10-16																							
TENNESSEE	2-13-16																							
S. CAROLINA	2-16-16																							
at Arkansas	2-20-16																							
at Ole Miss	2-23-16																							
TEXAS A&M	2-27-16																							
at LSU	3-1-16																							
FLORIDA	3-5-16																							

2015-16 (SENIOR):

- 10 points on 5-of-6 FG shooting at No. 10 Texas A&M (Jan. 23).
- Career-high 6 FGM in a perfect shooting game at No. 19 South Carolina (Jan. 16) for his fourth career game in double-figure scoring.
- 10 points (5-of-9 FG) vs. Arkansas State (Dec. 1).
- 8 points (4-of-9 FG), 9 rebounds in first start of season vs. Northwestern (Nov. 24).

2014-15 (JUNIOR):

- Appeared in 30 or more games for the third consecutive season, earning 17 starts for Mizzou as a junior.
- Season-best 12 points on impressive 6-of-7 FG shooting vs. Mississippi State (Feb. 14).

2013-14 (SOPHOMORE):

- Played in all 35 games as a sophomore, making 32 starts.

- Averaged 4.8 points and 4.1 rebounds while shooting an incredibly efficient 71.6 percent from the floor.

2012-13 (FRESHMAN):

- Played in 31 games (6.9 MPG) as a reserve for Alex Oriakhi.

MARQUETTE HIGH SCHOOL:

- One of Missouri's top players his final two seasons of high school and twice earned all-state honors.
- Finished with 1,862 career points, second all-time in school history and is the school's career leaders in rebounding and blocked shots.

PERSONAL:

- Son of Cindy and Paul Rosburg.
- Born Nov. 12, 1993, in Chesterfield, Mo.
- Has one brother, Andy, who played at Mizzou in 2011-12.

ROSBURG CAREER STATS

SEASON	G-GS	MIN	MPG	FG-A	FG%	3FG-A	3FG%	FT-A	FT%	REB / AVG.	AST / TO	BS / S	TP	AVG.
2012-13	31-0	213	6.9	11-27	.407	0-0	.000	8-14	.571	41 / 1.3	7 / 6	6 / 1	30	1.0
2013-14	35-32	778	22.2	68-95	.716	0-0	.000	33-58	.569	145 / 4.1	10 / 41	22 / 7	169	4.8
2014-15	30-17	501	16.7	42-84	.500	0-0	.000	15-45	.333	78 / 2.6	8 / 19	18 / 6	99	3.3
2015-16	19-9	315	16.6	39-60	.650	0-0	.000	9-22	.409	65 / 3.4	5 / 16	7 / 5	87	4.6
TOTAL	115-58	1807	15.7	160-266	.602	0-0	.000	65-139	.468	329 / 2.9	30 / 82	53 / 19	385	3.3

NCAA APPEARANCES: '44, '76, '78, '80, '81, '82, '83, '86, '87, '88, '89, '90, '92, '93, '95, '99, '00, '01, '02, '03, '09, '10, '11, '12, '13

#44 AT A GLANCE

2015-16 Career

Scored 5+ points	7	30
Scored 10+ points	3	5
Grabbed 5+ rebounds	6	25
Grabbed 10+ rebounds	-	2
Recorded 2+ blocks	1	9
Played 20+ minutes	5	39

#44 GAME HIGHS

2015-16 Career

12, at S. Carolina	14, vs. Northwestern
1-12-16	PTS 11-28-13
6, at S. Carolina	6, Twice
1-16-16	FGM
9, Twice	9, Twice
	FGA
-	-
	3PTM
-	-
	3PTA
-	-
4, Woffrd	4, 3 times
11-13-15	FTM
6, Woffrd	7, vs. Chaminade
11-13-15	FTA 11-26-14
9, vs. Northwestern	12, at Georgia
11-24-15	REB 2-25-14
1, 5 times	2, 4 times
	ASST
2, Northern Illinois	2, 9 times
12-4-15	BLKS
1, 4 times	2, 3 times
	STLS

2015-16 MIZZOU OVERALL STATISTICS

Record	Overall	Home	Away	Neutral
ALL GAMES	8-11	8-3	0-5	0-3
CONFERENCE	1-5	1-2	0-3	0-0
NON-CONFERENCE	7-6	7-1	0-2	0-3

##	Player	GP	GS	Min	TOTAL			3-PTS			REBOUNDS			Avg	PF	FO	A	TO	Blk	Stl	Pts	Avg				
					Avg	FG	FGA	Pct	3FG	FGA	Pct	FT	FTA										Pct	Off	Def	Tot
24	PURYEAR, Kevin	19	19	466	24.5	74	151	.490	4	20	.200	66	81	.815	24	66	90	4.7	32	0	9	30	2	9	218	11.5
15	CLARK, Wes	19	19	490	25.8	69	169	.408	26	64	.406	34	43	.791	11	48	59	3.1	50	1	56	36	4	14	198	10.4
12	WRIGHT, Namon	19	13	482	25.4	45	136	.331	19	69	.275	54	73	.740	15	73	88	4.6	38	0	28	27	5	9	163	8.6
01	PHILLIPS, Terrence	19	19	476	25.1	51	124	.411	19	53	.358	29	38	.763	10	56	66	3.5	62	3	56	46	2	23	150	7.9
04	ISABELL, Tramaine	18	0	289	16.1	33	92	.359	9	29	.310	26	36	.722	5	29	34	1.9	15	0	23	25	1	16	101	5.6
10	WALTON, K.J.	19	6	248	13.1	29	68	.426	3	12	.250	38	53	.717	12	16	28	1.5	22	0	17	15	2	10	99	5.2
44	ROSBURG, Ryan	19	9	315	16.6	39	60	.650	0	0	.000	9	22	.409	16	49	65	3.4	51	2	5	16	7	5	87	4.6
23	GANT, Jakeenan	19	4	280	14.7	31	80	.388	1	10	.100	23	31	.742	24	43	67	3.5	35	1	5	12	21	6	86	4.5
33	VANLEER, Cullen	19	0	299	15.7	25	77	.325	20	63	.317	2	3	.667	6	20	26	1.4	23	0	14	6	1	5	72	3.8
25	WOODS, Russell	19	6	295	15.5	29	50	.580	0	0	.000	14	33	.424	20	39	59	3.1	52	0	8	11	5	4	72	3.8
32	WOLF, Adam	3	0	9	3.0	4	6	.667	1	2	.500	0	0	.000	1	4	5	1.7	0	0	0	0	2	1	9	3.0
05	ALLEN, D'Angelo	15	0	137	9.1	15	24	.625	1	3	.333	2	9	.222	11	20	31	2.1	11	0	3	6	4	5	33	2.2
11	BARTON, Jimmy	5	0	14	2.8	0	6	.000	0	4	.000	0	0	.000	0	0	0	0.0	2	0	1	1	0	1	0	0.0
TM	TEAM.....																									
	Total.....	19				444	1043	.426	103	329	.313	297	422	.704	172	499	671	35.3	393	7	225	234	56	108	1288	67.8
	Opponents.....	19				440	1073	.410	132	393	.336	298	430	.693	204	478	682	35.9	373	-	245	223	67	104	1310	68.9

2015-16 Statistical Summaries

Team Statistics	MU	OPP
SCORING	1288	1310
Points per game	67.8	68.9
Scoring margin	-1.2	-
FIELD GOALS-ATT	444-1043	440-1073
Field goal pct	.426	.410
3 POINT FG-ATT	103-329	132-393
3-point FG pct	.313	.336
3-pt FG made per game	5.4	6.9
FREE THROWS-ATT	297-422	298-430
Free throw pct	.704	.693
F-Throws made per game	15.6	15.7
REBOUNDS	671	682
Rebounds per game	35.3	35.9
Rebounding margin	-0.6	-
ASSISTS	225	245
Assists per game	11.8	12.9
TURNOVERS	234	223
Turnovers per game	12.3	11.7
Turnover margin	-0.6	-
Assist/turnover ratio	1.0	1.1
STEALS	108	104
Steals per game	5.7	5.5
BLOCKS	56	67
Blocks per game	2.9	3.5
ATTENDANCE	65350	98647
Home games-Avg/Game	11-5941	5-11481
Neutral site-Avg/Game	-	3-13748

2015-16 Game-By-Game Scores

Date	Opponent	W/L	Score	Att.
11-13-15	WOFFORD	W	83-74	5037
11-15-15	UMES	W	73-55	5082
11-17-15	at Xavier	L	66-78	9751
11-23-15	vs Kansas State	L	42-66	13598
11-24-15	vs Northwestern	L	62-67	13189
12-1-15	ARKANSAS STATE	W	88-78	5104
12-4-15	NORTHERN ILLINOIS	W	78-71	6214
12-9-15	OMAHA	W	85-78	5022
12-13-15	at Arizona	L	52-88	14644
12-19-15	NC STATE	L	59-73	8087
12-23-15	vs Illinois	L	63-68	14456
12-29-15	ARKANSAS-PB	W	78-25	6154
1-2-16	SAVANNAH STATE	W	81-50	6037
*1-6-16	at Georgia	L	59-77	5422
*1-9-16	AUBURN	W	76-61	6533
*1-12-16	ARKANSAS	L	61-94	6627
*1-16-16	at South Carolina	L	72-81	15389
*1-20-16	GEORGIA	L	57-60	5453
*1-23-16	at Texas A&M	L	53-66	12198

SCORE BY PERIODS:	1st	2nd	OT	Total
Mizzou	603	685	-	1288
Opponents	608	702	-	1310

2015-16 MIZZOU CONFERENCE STATISTICS

Record	Overall	Home	Away	Neutral
CONFERENCE	1-5	1-2	0-3	0-0

#	Player	GP	GS	Min	TOTAL			3-PTS			REBOUNDS			PF	FO	A	TO	Blk	Stl	Pts	Avg					
					Avg	FG	FGA	Pct	3FG	FGA	Pct	FT	FTA									Pct	Off	Def	Tot	
15	CLARK, Wes	6	6	152	25.3	25	57	.439	10	24	.417	7	9	.778	4	19	23	3.8	16	0	14	11	0	3	67	11.2
24	PURYEAR, Kevin	6	6	151	25.2	19	42	.452	1	6	.167	25	29	.862	7	24	31	5.2	14	0	3	10	0	4	64	10.7
12	WRIGHT, Namon	6	3	159	26.5	16	48	.333	6	24	.250	17	24	.708	7	16	23	3.8	13	0	12	10	1	1	55	9.2
04	ISABELL, Tramaine	5	0	107	21.4	11	34	.324	2	13	.154	16	22	.727	0	11	11	2.2	3	0	8	4	1	5	40	8.0
01	PHILLIPS, Terrence	6	6	149	24.8	13	43	.302	6	19	.316	12	15	.800	6	18	24	4.0	21	1	14	16	0	7	44	7.3
44	ROSBURG, Ryan	6	2	102	17.0	19	22	.864	0	0	.000	2	4	.500	3	15	18	3.0	18	2	0	7	2	2	40	6.7
05	ALLEN, D'Angelo	5	0	54	10.8	8	12	.667	1	2	.500	0	1	.000	4	9	13	2.6	3	0	2	1	3	1	17	3.4
23	GANT, Jakeenan	6	0	85	14.2	7	23	.304	1	3	.333	3	6	.500	7	12	19	3.2	10	0	1	5	4	1	18	3.0
10	WALTON, K.J.	6	3	71	11.8	5	14	.357	0	4	.000	6	7	.857	4	4	8	1.3	5	0	5	2	0	3	16	2.7
33	VANLEER, Cullen	6	0	81	13.5	3	22	.136	3	17	.176	2	2	1.000	2	3	5	0.8	3	0	2	1	1	1	11	1.8
25	WOODS, Russell	6	4	89	14.8	1	9	.111	0	0	.000	4	9	.444	4	5	9	1.5	15	0	1	4	0	1	6	1.0
TM	TEAM.....																									
	Total.....	6				127	326	.390	30	112	.268	94	128	.734	53	147	200	33.3	121	3	62	73	12	29	378	63.0
	Opponents.....	6				159	347	.458	41	121	.339	80	118	.678	60	161	221	36.8	108	-	91	66	31	27	439	73.2

2015-16 Conference Statistical Summaries

Team Statistics	MU	OPP
SCORING	378	439
Points per game	63.0	73.2
Scoring margin	-10.2	-
FIELD GOALS-ATT	127-326	159-347
Field goal pct	.390	.458
3 POINT FG-ATT	30-112	41-121
3-point FG pct	.268	.339
3-pt FG made per game	5.0	6.8
FREE THROWS-ATT	94-128	80-118
Free throw pct	.734	.678
F-Throws made per game	15.7	13.3
REBOUNDS	200	221
Rebounds per game	33.3	36.8
Rebounding margin	-3.5	-
ASSISTS	62	91
Assists per game	10.3	15.2
TURNOVERS	73	66
Turnovers per game	12.2	11.0
Turnover margin	-1.2	-
Assist/turnover ratio	0.8	1.4
STEALS	29	27
Steals per game	4.8	4.5
BLOCKS	12	31
Blocks per game	2.0	5.2
ATTENDANCE	18613	33009
Home games-Avg/Game	3-6204	3-11003
Neutral site-Avg/Game	-	0-0

2015-16 Conference Game-By-Game Scores

Date	Opponent	W/L	Score	Att.
*1-6-16	at Georgia	L	59-77	5422
*1-9-16	AUBURN	W	76-61	6533
*1-12-16	ARKANSAS	L	61-94	6627
*1-16-16	at South Carolina	L	72-81	15389
*1-20-16	GEORGIA	L	57-60	5453
*1-23-16	at Texas A&M	L	53-66	12198

SCORE BY PERIODS:	1st	2nd	OT	Total
Mizzou	186	192	-	378
Opponents	207	232	-	439

LAST TIME...

INDIVIDUAL: THE LAST TIME MIZZOU HAD A...

Player score 25 points _____ Wes Clark (26) at South Carolina; Jan. 16, 2016

Player score 30 points _____ Jabari Brown (30) vs. Davidson; March 18, 2014

Player score 35 points _____ Thomas Gardner (40) vs. Kansas; Jan. 16, 2006

Player score 40 points _____ Thomas Gardner (40) vs. Kansas; Jan. 16, 2006

Player grab 15 rebounds _____ Jonathan Williams III (15) vs. Texas A&M; March 14, 2014

Player grab 20 rebounds _____ Curtis Berry (20) vs. Kansas; Jan. 9, 1980

Player record a double-double _____ Kevin Puryear (14 p, 11 r) vs. Auburn, Jan. 9, 2016

Two players record a double-double _____ Laurence Bowers (23 p, 10 r)
 _____ Alex Oriakhi (18 p, 10 r) vs. LSU; March 2, 2013

Player record a triple-double _____ Never

Player dish out 10 assists _____ Keith Shamburger (11) at Alabama; Feb. 4, 2015

Player block 10 shots _____ Never

A player collect five steals _____ Wes Clark (5) at Texas A&M; Jan. 21, 2015

A player hit five three-point baskets _____ Keith Shamburger (5) at Auburn; Jan. 10, 2015

A player make 10 free throws _____ Jabari Brown (11-15) vs. Davidson; March 18, 2014

Two players score 20 points in a game _____ Jabari Brown (26)
 _____ Earnest Ross (24) vs. Texas A&M; March 14, 2014

Three players score 20 points in a game _____ Earnest Ross (24)
 _____ Jordan Clarkson (23)
 _____ Jabari Brown (20) at Ole Miss; Feb. 8, 2014

Two players grab 10 rebounds in a game _____ Jakeenan Gant (11)
 _____ Russell Woods (10) vs. Arkansas-Pine Bluff; Dec. 29, 2015

Three players grab 10 rebounds in a game _____ Negus Webster-Chan (11)
 _____ Earnest Ross (10)
 _____ Alex Oriakhi (10) vs. Alcorn State; Nov. 13, 2012

Five players score in double figures _____ Namon Wright (14)
 _____ Tramaine Isabell (11)
 _____ Kevin Puryear (10)
 _____ Ryan Rosburg (10)
 _____ K.J. Walton (10) vs. Arkansas State, Dec. 1, 2015

Six players score in double figures _____ Matt Pressey (14)
 _____ Phil Pressey (12)
 _____ Ricardo Ratiliffe (12)
 _____ Michael Dixon Jr. (12)
 _____ Kim English (10)
 _____ Steve Moore (10) at Iowa State; Jan. 11, 2012

Seven players score in double figures _____ Kim English (20)
 _____ Justin Stafford (16)
 _____ Laurence Bowers (16)
 _____ Marcus Denmon (12)
 _____ Matt Pressey (10)
 _____ Michael Dixon Jr. (10)
 _____ Ricky Kreklow (10) vs. North Alabama; Jan. 5, 2011

TEAM: THE LAST TIME MIZZOU...

Scored 100 points or more _____ Dec. 17, 2012; Mizou 102, South Carolina State 51

Scored less than 50 points _____ Nov. 23, 2015; Kansas State 66, Mizou 42

Scored less than 50 points and won _____ Nov. 14, 1997; Mizou 45, Depaul 42

Allowed 100 points or more _____ Feb. 7, 2011; Kansas 103, Mizou 86

Held an opponent to less than 40 points _____ Dec. 29, 2015; Mizou 78, Arkansas-Pine Bluff 25

Held an opponent to less than 50 points _____ Dec. 29, 2015; Mizou 78, Arkansas-Pine Bluff 25

Had 50 rebounds _____ Dec. 29, 2015, vs. Arkansas-Pine Bluff (56)

Had 30 assists _____ Dec. 18, 2010, vs. Central Arkansas (33)

Had 10 steals _____ Dec. 29, 2015, vs. Arkansas-Pine Bluff (12)

Held opponent to less than 25 percent shooting _____ Dec. 29, 2015, Arkansas-Pine Bluff (15.4)

Shot better than 70 percent from the field _____ Dec. 6, 1989, vs. Hawaii Loa (.752)

Shot under 30 percent from the field _____ Dec. 7, 2004, vs. Arkansas (.298)

Shot better than 90 percent from the free throw line _____
 _____ March 8, 2014 at Tennessee (13-for-14, .921)

Attempted 40 free throws _____ March 14, 2014, vs. Texas A&M (53)

Made 10 3-pointers _____ Jan. 10, 2015, vs. Auburn (10-for-27)

Won an overtime game _____ Jan. 8, 2015 vs. LSU; Mizou 74, LSU 67 (OT)

Lost an overtime game _____ Dec. 30, 2014 vs. Oklahoma State; OSU 74, Mizou 72 (OT)

Played a double-OT game _____ March 14, 2014; Mizou 91, Texas A&M 83

Played a triple-overtime game _____ Jan. 13, 2001; Mizou 112, Iowa State 109 (40T)

Defeated a top 25 team _____ Dec. 15, 2013; Mizou 80, No. 18 UCLA 71

Had a 30-point win _____ Jan. 2, 2016; Mizou 81, Savannah State 50

Had a 40-point win _____ Dec. 29, 2015; Mizou 78, Arkansas-Pine Bluff 25

Had a 50-point win _____ Dec. 29, 2015; Mizou 78, Arkansas-Pine Bluff 25

Won back-to-back road games _____ Dec. 28, 2013 at North Carolina State (68-64)
 _____ Jan. 11, 2014 at Auburn (70-68)

Won by double digits over an SEC team _____ Jan. 9, 2016 vs. Auburn (76-61)

MORE NOTES...

MIZZOU STARTERS

Opponent	G	G	G	F	F	Record **
Nov. 13 Wofford	Phillips	Walton	Clark	Gant	Puryear	1-0
Nov. 15 UMES	Phillips	Wright	Clark	Gant	Puryear	1-0
Nov. 17 at Xavier	Phillips	Wright	Clark	Gant	Puryear	1-1
Nov. 23 vs. Kansas State	Phillips	Wright	Clark	Gant	Puryear	1-2
Nov. 24 vs. Northwestern	Phillips	Wright	Clark	Rosburg	Puryear	0-1
Dec. 1 Arkansas State	Phillips	Wright	Clark	Rosburg	Puryear	1-1
Dec. 4 Northern Illinois	Phillips	Wright	Clark	Rosburg	Puryear	2-1
Dec. 9 Omaha	Phillips	Wright	Clark	Rosburg	Puryear	3-1
Dec. 13 at Arizona	Phillips	Wright	Clark	Rosburg	Puryear	3-2
Dec. 19 NC State	Phillips	Wright	Clark	Rosburg	Puryear	3-3
Dec. 23 vs. Illinois	Phillips	Wright	Clark	Rosburg	Puryear	3-4
Dec. 29 Arkansas-Pine Bluff	Phillips	Walton	Clark	Woods	Puryear	1-0
Jan. 2 Savannah State	Phillips	Walton	Clark	Woods	Puryear	2-0
Jan. 6 at Georgia	Phillips	Walton	Clark	Woods	Puryear	2-1
Jan. 9 Auburn	Phillips	Walton	Clark	Woods	Puryear	3-1
Jan. 12 Arkansas	Phillips	Walton	Clark	Woods	Puryear	3-2
Jan. 16 at South Carolina	Phillips	Wright	Clark	Woods	Puryear	0-1
Jan. 20 Georgia	Phillips	Wright	Clark	Rosburg	Puryear	0-1
Jan. 23 at Texas A&M	Phillips	Wright	Clark	Rosburg	Puryear	0-2

MIZZOU WHEN...

Playing at home	8-3
Playing on the road	0-5
Playing on a neutral court	0-3
SEC games	1-5
SEC at home	1-2
SEC on the road	0-3
Following a win	4-4
Following a loss	3-7
Leading at half	8-0
Trailing at half	0-10
Tied at half	0-1
Shoots at least 50%	3-0
Shoots less than 50%	5-11
Opponent shoots 50%	0-3
Shoots more FT than Opp.	5-4
Shoots fewer FT than Opp.	2-7
Shoots same FT as Opp.	1-0
Makes more FT than Opp.	6-3
Makes fewer FT than Opp.	1-8
Makes same FT as Opp.	1-0
Scores 90-110	0-0
Scores 80-89	4-0
Scores 70-79	4-1
Scores 69 or fewer	0-10
Leads in rebounding	7-2
Trails in rebounding	1-8
Tied in rebounding	0-1
More turnovers than Opp.	4-6
Fewer turnovers than Opp.	4-5
Same turnovers as Opp.	0-0
In November	2-3
In December	4-3
In January	2-5
In February	0-0
In March	0-0
Margin between 1-5	0-3
Margin between 6-10	4-1
Margin between 11-20	2-4
Margin 20+	2-3
Overtime Games	0-0
On Sunday	1-1
On Monday	0-1
On Tuesday	2-3
On Wednesday	1-3
On Thursday	0-0
On Friday	2-0
On Saturday	2-3
Wearing White	8-3
Wearing Black	0-4
Wearing Gold	0-2
Wearing Anthracite	0-2

POINTS-REBOUNDS-ASSISTS

Opponent	01 PHILLIPS	04 ISABELL	05 ALLEN	10 WALTON	11 BARTON	12 WRIGHT	15 CLARK	23 GANT	24 PURYEAR	25 WOODS	32 WOLF	33 VANLEER	44 ROSBURG
WOFFORD // 11-13-15 // 83-74 // W	7-3-3	4-3-2	DNP	6-1-2	DNP	18-7-0	4-3-2	4-4-1	20-5-0	9-3-0	DNP	5-1-2	6-3-0
UMES // 11-15-15 // 73-55 // W	13-3-2	4-4-1	2-4-0	11-0-3	0-0-0	7-5-1	15-1-3	4-1-0	13-5-1	1-1-1	DNP	3-0-0	0-3-0
at Xavier // 11/17/15 // 66-78 // L	3-1-0	11-1-1	0-3-0	8-3-1	DNP	6-4-2	11-3-3	1-2-1	12-5-0	0-3-0	DNP	13-0-0	1-1-0
vs Kansas State // 11/23/15 // 42-66 // L	6-6-2	4-1-0	0-3-0	3-3-1	0-0-0	5-4-0	5-2-6	0-1-0	9-3-0	4-1-0	DNP	6-3-0	0-1-1
vs Northwestern // 11/24/15 // 62-67 // L	16-6-4	2-1-0	2-0-1	0-0-1	DNP	8-2-3	5-4-4	4-1-0	14-4-1	0-1-0	DNP	3-2-1	8-9-0
ARKANSAS ST. // 12-1-15 // 88-78 // W	8-4-7	11-0-2	1-2-0	10-5-0	DNP	14-6-0	8-4-3	2-1-0	10-7-1	8-4-0	DNP	6-3-1	10-2-0
NORTHERN ILL. // 12-4-15 // 78-71 // W	13-1-6	3-2-1	0-0-0	2-0-0	DNP	10-5-3	6-7-4	11-6-0	17-1-0	9-4-1	DNP	3-0-2	4-7-1
OMAHA // 12-9-15 // 85-78 // W	14-2-1	2-2-1	DNP	10-2-0	DNP	9-7-4	8-2-4	11-5-0	18-8-1	6-2-0	DNP	3-3-1	4-3-1
at Arizona // 12/13/15 // 52-88 // L	7-2-3	0-2-1	0-0-0	6-0-1	0-0-0	9-5-0	8-0-0	8-3-0	4-5-1	5-4-0	3-0-0	0-1-0	2-4-0
NC STATE // 12-19-15 // 59-73 // L	7-1-1	10-3-2	3-1-0	4-0-3	DNP	2-3-0	7-2-3	4-2-0	4-2-0	4-4-2	DNP	12-2-1	2-6-1
vs Illinois // 12-23-15 // 63-68 // L	5-5-2	0-1-0	DNP	6-4-0	DNP	2-4-0	21-3-4	8-6-0	12-2-0	7-10-1	DNP	0-2-1	2-3-1
ARKANSAS-PB // 12-29-15 // 78-25 // W	0-4-5	5-1-3	8-4-0	7-2-0	0-0-1	7-5-3	11-2-3	7-11-2	13-8-0	6-10-1	6-3-0	5-2-1	3-0-0
SAVANNAH STATE // 1-2-16 // 81-50 // W	7-4-6	5-2-1	0-1-0	10-0-0	0-0-0	11-8-0	22-3-3	4-5-0	8-4-1	7-3-1	0-2-0	2-2-2	5-5-0
at Georgia // 1-6-16 // 59-77 // L	2-2-5	2-2-1	2-1-0	0-2-0	DNP	9-3-2	13-1-1	5-6-0	19-3-0	0-1-0	DNP	3-0-0	4-5-0
AUBURN // 1-9-16 // 76-61 // W	2-4-4	12-4-1	7-4-0	10-2-1	DNP	10-4-2	7-2-1	5-3-0	14-11-1	3-0-0	DNP	2-3-0	4-2-0
ARKANSAS // 1-12-16 // 61-94 // L	16-5-0	9-2-2	0-2-0	2-1-1	DNP	9-3-1	4-2-1	4-3-1	8-3-1	2-3-0	DNP	3-0-1	4-2-0
at South Carolina // 1-16-16 // 72-81 // L	3-2-1	8-0-2	8-6-2	0-1-1	DNP	9-3-3	26-6-8	3-3-0	2-1-0	1-2-0	DNP	0-0-0	12-0-0
GEORGIA // 1-20-16 // 57-60 // L	12-6-2	9-3-2	0-0-0	0-0-0	DNP	12-5-2	5-3-1	0-0-0	10-7-0	0-0-0	DNP	3-1-0	6-5-0
at Texas A&M // 1-23-16 // 53-66 // L	9-5-2	DNP	DNP	4-2-2	DNP	6-5-2	12-9-2	1-4-0	11-6-1	0-3-1	DNP	0-1-1	10-4-0

2015-16 MIZZOU GAME-BY-GAME STATISTICS

Opponent	Date	Score	TOTAL			3-PTRS			REBOUNDS				PF	A	TO	Blk	Stl	Pts	Avg				
			W/L	FG	FGA	Pct	3FG	FGA	Pct	FT	FTA	Pct								Off	Def	Tot	Avg
WOFFORD	11-13-15	83-74	W	28	50	.560	5	12	.417	22	32	.688	5	32	37	37.0	24	12	9	1	4	83	83.0
UMES	11-15-15	73-55	W	21	47	.447	8	19	.421	23	30	.767	8	21	29	33.0	17	12	8	4	6	73	78.0
at Xavier	11-17-15	66-78	L	23	55	.418	6	23	.261	14	18	.778	7	21	28	31.3	26	8	18	2	8	66	74.0
vs Kansas State	11-23-15	42-66	L	17	55	.309	4	19	.211	4	10	.400	8	23	31	31.3	22	10	13	4	5	42	66.0
vs Northwestern	11-24-15	62-67	L	23	60	.383	5	18	.278	11	17	.647	10	23	33	31.6	23	15	9	1	7	62	65.2
ARKANSAS STATE	12-1-15	88-78	W	31	65	.477	7	16	.438	19	26	.731	11	32	43	33.5	23	14	10	5	2	88	69.0
NORTHERN ILLINOIS	12-4-15	78-71	W	28	52	.538	6	15	.400	16	24	.667	10	28	38	34.1	22	18	15	3	6	78	70.3
OMAHA	12-9-15	85-78	W	25	52	.481	6	16	.375	29	38	.763	6	31	37	34.5	24	13	18	3	9	85	72.1
at Arizona	12-13-15	52-88	L	17	56	.304	2	14	.143	16	26	.615	10	17	27	33.7	22	6	12	1	3	52	69.9
NC STATE	12-19-15	59-73	L	22	51	.431	7	17	.412	8	19	.421	7	22	29	33.2	22	13	8	2	6	59	68.8
vs Illinois	12-23-15	63-68	L	25	57	.439	6	18	.333	7	13	.538	10	33	43	34.1	20	9	15	2	4	63	68.3
ARKANSAS-PB	12-29-15	78-25	W	27	61	.443	6	15	.400	18	22	.818	17	39	56	35.9	15	19	13	11	12	78	69.1
SAVANNAH STATE	1-2-16	81-50	W	30	56	.536	5	15	.333	16	19	.842	10	30	40	36.2	12	14	13	5	7	81	70.0
at Georgia	1-6-16	59-77	L	19	55	.345	3	19	.158	18	23	.783	9	20	29	35.7	17	9	9	0	6	59	69.2
AUBURN	1-9-16	76-61	W	22	56	.393	7	19	.368	25	33	.758	13	28	41	36.1	23	10	8	3	7	76	69.7
ARKANSAS	1-12-16	61-94	L	19	49	.388	3	15	.200	20	23	.870	8	19	27	35.5	19	8	14	2	3	61	69.1
at South Carolina	1-16-16	72-81	L	28	57	.491	7	19	.368	9	13	.692	5	21	26	34.9	24	17	16	3	8	72	69.3
GEORGIA	1-20-16	57-60	L	19	53	.358	7	21	.333	12	19	.632	6	26	32	34.8	15	7	11	3	3	57	68.6
at Texas A&M	01/23/16	53-66	L	20	56	.357	3	19	.158	10	17	.588	12	33	45	35.3	23	11	15	1	2	53	67.8
Mizzou		1288		444	1043	.426	103	329	.313	297	422	.704	172	499	671	35.3	393	225	234	56	108	1288	67.8
Opponents		1310		440	1073	.410	132	393	.336	298	430	.693	204	478	682	35.9	373	245	223	67	104	1310	68.9

Games played: 19

Points/game: 67.8

FG Pct: 42.6

3FG Pct: 31.3

FT Pct: 70.4

Rebounds/game: 35.3

Assists/game: 11.8

Turnovers/game: 12.3

Assist/turnover ratio: 1.0

Steals/game: 5.7

Blocks/game: 2.9

2015-16 OPPONENT GAME-BY-GAME STATISTICS

Opponent	Date	Score	TOTAL			3-PTRS			REBOUNDS				PF	A	TO	Blk	Stl	Pts	Avg				
			W/L	FG	FGA	Pct	3FG	FGA	Pct	FT	FTA	Pct								Off	Def	Tot	Avg
WOFFORD	11-13-15	83-74	W	21	55	.382	10	27	.370	22	33	.667	8	21	29	29.0	24	12	7	0	3	74	74.0
UMES	11-15-15	73-55	W	17	44	.386	7	20	.350	14	22	.636	10	21	31	30.0	25	7	13	1	4	55	64.5
at Xavier	11-17-15	66-78	L	24	56	.429	6	18	.333	24	29	.828	13	27	40	33.3	18	13	13	4	9	78	69.0
vs Kansas State	11-23-15	42-66	L	21	57	.368	4	17	.235	20	26	.769	13	31	44	36.0	12	11	8	3	8	66	68.2
vs Northwestern	11-24-15	62-67	L	21	45	.467	10	23	.435	15	23	.652	5	28	33	35.4	20	15	14	1	6	67	68.0
ARKANSAS STATE	12-1-15	88-78	W	26	68	.382	8	19	.421	18	27	.667	14	25	39	36.0	22	15	7	7	6	78	69.7
NORTHERN ILLINOIS	12-4-15	78-71	W	22	63	.349	7	23	.304	20	24	.833	17	17	34	35.7	22	11	9	1	8	71	69.9
OMAHA	12-9-15	85-78	W	25	61	.410	5	22	.227	23	31	.742	9	25	34	35.5	27	14	16	3	9	78	70.9
at Arizona	12/13/15	52-88	L	31	55	.564	7	17	.412	19	25	.760	9	35	44	36.4	23	20	15	4	6	88	72.8
NC STATE	12-19-15	59-73	L	22	54	.407	5	16	.313	24	30	.800	15	26	41	36.9	17	10	9	4	4	73	72.8
vs Illinois	12-23-15	63-68	L	23	57	.404	9	29	.310	13	19	.684	6	26	32	36.5	16	9	7	3	6	68	72.4
ARKANSAS-PB	12-29-15	78-25	W	8	52	.154	6	19	.316	3	15	.200	12	18	30	35.9	21	6	21	2	6	25	68.4
SAVANNAH STATE	1-2-16	81-50	W	20	59	.339	7	22	.318	3	8	.375	13	17	30	35.5	18	11	18	3	2	50	67.0
at Georgia	1-6-16	59-77	L	29	53	.547	11	19	.579	8	10	.800	6	29	35	35.4	20	19	16	3	3	77	67.7
AUBURN	1-9-16	76-61	W	19	51	.373	7	23	.304	16	24	.667	9	25	34	35.3	22	9	14	7	1	61	67.3
ARKANSAS	1-12-16	61-94	L	37	59	.627	8	15	.533	12	15	.800	4	24	28	34.9	20	20	6	6	5	94	68.9
at South Carolina	1-16-16	72-81	L	28	62	.452	3	21	.143	22	33	.667	17	24	41	35.2	15	12	13	5	7	81	69.6
GEORGIA	1-20-16	57-60	L	24	61	.393	5	15	.333	7	10	.700	12	31	43	35.7	15	14	12	6	7	60	69.1
at Texas A&M	01/23/16	53-66	L	22	61	.361	7	28	.250	15	26	.577	12	28	40	35.9	16	17	5	4	4	66	68.9
Opponents		1310		440	1073	.410	132	393	.336	298	430	.693	204	478	682	35.9	373	245	223	67	104	1310	68.9
Mizzou		1288		444	1043	.426	103	329	.313	297	422	.704	172	499	671	35.3	393	225	234	56	108	1288	67.8

Games played: 19

Points/game: 68.9

FG Pct: 41.0

3FG Pct: 33.6

FT Pct: 69.3

Rebounds/game: 35.9

Assists/game: 12.9

Turnovers/game: 11.7

Assist/turnover ratio: 1.1

Steals/game: 5.5

Blocks/game: 3.5

2015-16 MIZZOU/OPPONENT GAME HIGHS/LOWS

Mizzou Game Highs

POINTS	88	ARKANSAS STATE (12-1-15)
	85	OMAHA (12-9-15)
	83	WOFFORD (11-13-15)
	81	SAVANNAH STATE (1-2-16)
FIELD GOALS MADE	31	ARKANSAS STATE (12-1-15)
	30	SAVANNAH STATE (1-2-16)
FIELD GOAL ATTEMPTS	65	ARKANSAS STATE (12-1-15)
	61	ARKANSAS-PINE BLUFF (12-29-15)
FIELD GOAL PERCENTAGE	.560 (28-50)	WOFFORD (11-13-15)
	.538 (28-52)	NORTHERN ILLINOIS (12-4-15)
3 PT FIELD GOALS MADE	8	UMES (11-15-15)
	7	GEORGIA (1-20-16)
	7	at South Carolina (1/16/16)
	7	AUBURN (1-9-16)
	7	NC STATE (12-19-15)
	7	ARKANSAS STATE (12-1-15)
	7	at Xavier (11-17-15)
3 PT FG ATTEMPTS	23	at Xavier (11-17-15)
	21	GEORGIA (1-20-16)
3 PT FG PERCENTAGE	.438 (7-16)	ARKANSAS STATE (12-1-15)
	.421 (8-19)	UMES (11-15-15)
FREE THROWS MADE	29	OMAHA (12-9-15)
	25	AUBURN (1-9-16)
FREE THROW ATTEMPTS	38	OMAHA (12-9-15)
	33	AUBURN (1-9-16)
FREE THROW PERCENTAGE	.870 (20-23)	ARKANSAS (1-12-16)
	.842 (16-19)	SAVANNAH STATE (1-2-16)
REBOUNDS	56	ARKANSAS-PINE BLUFF (12-29-15)
	45	at Texas A&M (01/23/16)
ASSISTS	19	ARKANSAS-PINE BLUFF (12-29-15)
	18	NORTHERN ILLINOIS (12-4-15)
STEALS	12	ARKANSAS-PINE BLUFF (12-29-15)
	9	OMAHA (12-9-15)
BLOCKED SHOTS	11	ARKANSAS-PINE BLUFF (12-29-15)
	5	SAVANNAH STATE (1-2-16)
	5	ARKANSAS STATE (12-1-15)
TURNOVERS	18	OMAHA (12-9-15)
	18	at Xavier (11-17-15)
FOULS	26	at Xavier (11-17-15)

Mizzou Team Game Lows

POINTS	42	vs Kansas State (11-23-15)
	52	at Arizona (12-13-15)
	53	at Texas A&M (01/23/16)
	57	GEORGIA (1-20-16)
	59	NC STATE (12-19-15)
	59	at Georgia (1-6-16)
FIELD GOALS MADE	17	vs Kansas State (11-23-15)
	17	at Arizona (12-13-15)
FIELD GOAL ATTEMPTS	47	UMES (11-15-15)
	49	ARKANSAS (1-12-16)
FIELD GOAL PERCENTAGE	.304 (17-56)	at Arizona (12-13-15)
	.309 (17-55)	vs Kansas State (11-23-15)
3 PT FIELD GOALS MADE	2	at Arizona (12-13-15)
	3	at Georgia (1-6-16)
	3	ARKANSAS (1-12-16)
	3	at Texas A&M (01/23/16)
3 PT FG ATTEMPTS	12	WOFFORD (11-13-15)
	14	at Arizona (12-13-15)
3 PT FG PERCENTAGE	.143 (2-14)	at Arizona (12-13-15)
	.158 (3-19)	at Georgia (1-6-16)
	.158 (3-19)	at Texas A&M (01/23/16)
FREE THROWS MADE	4	vs Kansas State (11-23-15)
	7	vs Illinois (12-23-15)
FREE THROW ATTEMPTS	10	vs Kansas State (11-23-15)
	13	vs Illinois (12-23-15)
	13	at South Carolina (1/16/16)
FREE THROW PERCENTAGE	.400 (4-10)	vs Kansas State (11-23-15)
	.421 (8-19)	NC STATE (12-19-15)
REBOUNDS	26	at South Carolina (1/16/16)
	27	at Arizona (12-13-15)
	27	ARKANSAS (1-12-16)
ASSISTS	6	at Arizona (12-13-15)
	7	GEORGIA (1-20-16)
STEALS	2	ARKANSAS STATE (12-1-15)
	2	at Texas A&M (01/23/16)
BLOCKED SHOTS	0	at Georgia (1-6-16)
	1	WOFFORD (11-13-15)
	1	vs Northwestern (11-24-15)
	1	at Arizona (12-13-15)
	1	at Texas A&M (01/23/16)
TURNOVERS	8	UMES (11-15-15)
	8	NC STATE (12-19-15)
	8	AUBURN (1-9-16)
FOULS	12	SAVANNAH STATE (1-2-16)
	15	ARKANSAS-PINE BLUFF (12-29-15)
	15	GEORGIA (1-20-16)

Opponent Game Highs

POINTS	94	ARKANSAS (1-12-16)
	88	at Arizona (12-13-15)
	81	at South Carolina (1/16/16)
	78	OMAHA (12-9-15)
	78	ARKANSAS STATE (12-1-15)
	78	at Xavier (11-17-15)
FIELD GOALS MADE	37	ARKANSAS (1-12-16)
	31	at Arizona (12-13-15)
FIELD GOAL ATTEMPTS	68	ARKANSAS STATE (12-1-15)
	63	NORTHERN ILLINOIS (12-4-15)
FIELD GOAL PERCENTAGE	.627 (37-59)	ARKANSAS (1-12-16)
	.564 (31-55)	at Arizona (12-13-15)
3 PT FIELD GOALS MADE	11	at Georgia (1-6-16)
	10	vs Northwestern (11-24-15)
	10	WOFFORD (11-13-15)
3 PT FG ATTEMPTS	29	vs Illinois (12-23-15)
	28	at Texas A&M (01/23/16)
3 PT FG PERCENTAGE	.579 (11-19)	at Georgia (1-6-16)
	.533 (8-15)	ARKANSAS (1-12-16)
FREE THROWS MADE	24	NC STATE (12-19-15)
	24	at Xavier (11-17-15)
FREE THROW ATTEMPTS	33	at South Carolina (1/16/16)
	33	WOFFORD (11-13-15)
FREE THROW PERCENTAGE	.833 (20-24)	NORTHERN ILLINOIS (12-4-15)
	.828 (24-29)	at Xavier (11-17-15)
REBOUNDS	44	at Arizona (12-13-15)
	44	vs Kansas State (11-23-15)
ASSISTS	20	ARKANSAS (1-12-16)
	20	at Arizona (12-13-15)
STEALS	9	OMAHA (12-9-15)
	9	at Xavier (11-17-15)
BLOCKED SHOTS	7	AUBURN (1-9-16)
	7	ARKANSAS STATE (12-1-15)
TURNOVERS	21	ARKANSAS-PINE BLUFF (12-29-15)
	18	SAVANNAH STATE (1-2-16)
FOULS	27	OMAHA (12-9-15)
	25	UMES (11-15-15)

Opponent Team Game Lows

POINTS	25	ARKANSAS-PINE BLUFF (12-29-15)
	50	SAVANNAH STATE (1-2-16)
	55	UMES (11-15-15)
	60	GEORGIA (1-20-16)
	61	AUBURN (1-9-16)
FIELD GOALS MADE	8	ARKANSAS-PINE BLUFF (12-29-15)
	17	UMES (11-15-15)
FIELD GOAL ATTEMPTS	44	UMES (11-15-15)
	45	vs Northwestern (11-24-15)
FIELD GOAL PERCENTAGE	.154 (8-52)	ARKANSAS-PINE BLUFF (12-29-15)
	.339 (20-59)	SAVANNAH STATE (1-2-16)
3 PT FIELD GOALS MADE	3	at South Carolina (1/16/16)
	4	vs Kansas State (11-23-15)
3 PT FG ATTEMPTS	15	ARKANSAS (1-12-16)
	15	GEORGIA (1-20-16)
3 PT FG PERCENTAGE	.143 (3-21)	at South Carolina (1/16/16)
	.227 (5-22)	OMAHA (12-9-15)
FREE THROWS MADE	3	ARKANSAS-PINE BLUFF (12-29-15)
	3	SAVANNAH STATE (1-2-16)
FREE THROW ATTEMPTS	8	SAVANNAH STATE (1-2-16)
	10	at Georgia (1-6-16)
	10	GEORGIA (1-20-16)
FREE THROW PERCENTAGE	.200 (3-15)	ARKANSAS-PINE BLUFF (12-29-15)
	.375 (3-8)	SAVANNAH STATE (1-2-16)
REBOUNDS	28	ARKANSAS (1-12-16)
	29	WOFFORD (11-13-15)
ASSISTS	6	ARKANSAS-PINE BLUFF (12-29-15)
	7	UMES (11-15-15)
STEALS	1	AUBURN (1-9-16)
	2	SAVANNAH STATE (1-2-16)
BLOCKED SHOTS	0	WOFFORD (11-13-15)
	1	UMES (11-15-15)
	1	vs Northwestern (11-24-15)
	1	NORTHERN ILLINOIS (12-4-15)
TURNOVERS	5	at Texas A&M (01/23/16)
	6	ARKANSAS (1-12-16)
FOULS	12	vs Kansas State (11-23-15)
	15	at South Carolina (1/16/16)
	15	GEORGIA (1-20-16)

2015-16 MIZZOU/OPPONENT INDIVIDUAL HIGHS

Mizzou Individual Game Highs

Points	26	CLARK, Wes at South Carolina (1/16/16)
	22	CLARK, Wes vs Savannah State (1-2-16)
	21	CLARK, Wes vs Illinois (12-23-15)
	20	PURYEAR, Kevin vs Wofford (11-13-15)
	19	PURYEAR, Kevin at Georgia (1-6-16)
Field Goals Made	10	CLARK, Wes at South Carolina (1/16/16)
	9	CLARK, Wes vs Savannah State (1-2-16)
Field Goal Att.	16	CLARK, Wes at South Carolina (1/16/16)
	16	CLARK, Wes vs Illinois (12-23-15)
FG Pct (min 5 made)	1.000 (6-6)	ROSBURG, Ryan at South Carolina (1/16/16)
	.900 (9-10)	CLARK, Wes vs Savannah State (1-2-16)
3-Point FG Made	4	CLARK, Wes at South Carolina (1/16/16)
	4	CLARK, Wes vs Illinois (12-23-15)
	4	VANLEER, Cullen vs NC State (12-19-15)
3-Point FG Att.	7	CLARK, Wes at Georgia (1-6-16)
	7	VANLEER, Cullen vs NC State (12-19-15)
	7	VANLEER, Cullen at Xavier (11-17-15)
3-Pt FG Pct (min 2 made)	1.000 (2-2)	WALTON, K.J. vs Savannah State (1-2-16)
	1.000 (2-2)	ISABELL, Tramaine vs Arkansas State (12-1-15)
Free Throws Made	9	PURYEAR, Kevin at Georgia (1-6-16)
	9	WALTON, K.J. vs UMES (11-15-15)
Free Throw Att.	10	WRIGHT, Namon vs Auburn (1-9-16)
	10	PURYEAR, Kevin at Georgia (1-6-16)
	10	WALTON, K.J. vs UMES (11-15-15)
FT Pct (min 3 made)	1.000 (5-5)	PURYEAR, Kevin vs Northern Illinois (12-4-15)
	1.000 (4-4)	PURYEAR, Kevin vs Savannah State (1-2-16)
	1.000 (4-4)	PHILLIPS, Terrence vs Arkansas State (12-1-15)
	1.000 (4-4)	CLARK, Wes vs Arkansas State (12-1-15)
	1.000 (4-4)	WRIGHT, Namon vs Northwestern (11-24-15)
	1.000 (4-4)	PURYEAR, Kevin at Xavier (11-17-15)
	1.000 (4-4)	ISABELL, Tramaine at Xavier (11-17-15)
	1.000 (4-4)	CLARK, Wes vs UMES (11-15-15)
	1.000 (4-4)	WRIGHT, Namon vs UMES (11-15-15)
	1.000 (3-3)	CLARK, Wes vs Savannah State (1-2-16)
	1.000 (3-3)	GANT, Jakeenan vs Northern Illinois (12-4-15)
Rebounds	11	PURYEAR, Kevin vs Auburn (1-9-16)
	11	GANT, Jakeenan vs Arkansas-Pine Bluff (12-29-15)
Assists	8	CLARK, Wes at South Carolina (1/16/16)
	7	PHILLIPS, Terrence vs Arkansas State (12-1-15)
Steals	4	PHILLIPS, Terrence vs Northwestern (11-24-15)
	3	PHILLIPS, Terrence at South Carolina (1/16/16)
	3	WALTON, K.J. vs Auburn (1-9-16)
	3	CLARK, Wes vs Savannah State (1-2-16)
	3	CLARK, Wes vs Northwestern (11-24-15)
	3	CLARK, Wes at Xavier (11-17-15)
Blocked Shots	4	GANT, Jakeenan vs Arkansas-Pine Bluff (12-29-15)
	2	GANT, Jakeenan vs Auburn (1-9-16)
	2	CLARK, Wes vs Savannah State (1-2-16)
	2	WOODS, Russell vs Savannah State (1-2-16)
	2	WOLF, Adam vs Arkansas-Pine Bluff (12-29-15)
	2	GANT, Jakeenan vs Illinois (12-23-15)
	2	GANT, Jakeenan vs Omaha (12-9-15)
	2	ROSBURG, Ryan vs Northern Illinois (12-4-15)
	2	WRIGHT, Namon vs Kansas State (11-23-15)
	2	GANT, Jakeenan vs UMES (11-15-15)
Turnovers	5	CLARK, Wes vs Illinois (12-23-15)
	5	PHILLIPS, Terrence vs Northern Illinois (12-4-15)
	5	PHILLIPS, Terrence vs Kansas State (11-23-15)
	5	ISABELL, Tramaine at Xavier (11-17-15)
Fouls	5	PHILLIPS, Terrence at Texas A&M (01/23/16)
	5	ROSBURG, Ryan at Texas A&M (01/23/16)
	5	ROSBURG, Ryan at South Carolina (1/16/16)
	5	CLARK, Wes at Arizona (12-13-15)
	5	PHILLIPS, Terrence vs Omaha (12-9-15)
	5	PHILLIPS, Terrence vs Northwestern (11-24-15)
	5	GANT, Jakeenan vs Wofford (11-13-15)
Minutes	35	PHILLIPS, Terrence vs Northern Illinois (12-4-15)
	34	CLARK, Wes vs Illinois (12-23-15)
	33	PHILLIPS, Terrence at Texas A&M (01/23/16)
	33	CLARK, Wes at South Carolina (1/16/16)
	32	CLARK, Wes at Texas A&M (01/23/16)
	32	WRIGHT, Namon at South Carolina (1/16/16)
	32	PURYEAR, Kevin vs Wofford (11-13-15)

Opponent Individual Game Highs


Points	33	Barber, Anthony vs NC State (12-19-15)
	24	Kingsley, Moses vs Arkansas (1-12-16)
	24	WILSON vs Northern Illinois (12-4-15)
	24	Carter, Devin vs Arkansas State (12-1-15)
	22	THORNWELL, Sindarius at South Carolina (1/16/16)
	22	Fletcher Magee vs Wofford (11-13-15)
Field Goals Made	10	MATEN, Yante vs Georgia (1-20-16)
	9	Barber, Anthony vs NC State (12-19-15)
Field Goal Att.	21	MATEN, Yante vs Georgia (1-20-16)
	20	Gardner, Sean vs Arkansas State (12-1-15)
FG Pct (min 5 made)	1.000 (8-8)	Kingsley, Moses vs Arkansas (1-12-16)
	.857 (6-7)	MATEN, Yante at Georgia (1-6-16)
3-Point FG Made	5	Carter, Devin vs Arkansas State (12-1-15)
	5	Fletcher Magee vs Wofford (11-13-15)
3-Point FG Att.	12	Danuel House at Texas A&M (01/23/16)
	9	Martin, Caleb vs NC State (12-19-15)
	9	WILSON vs Northern Illinois (12-4-15)
	9	Fletcher Magee vs Wofford (11-13-15)
3-Pt FG Pct (min 2 made)	1.000 (2-2)	HANDLEY vs Arkansas-Pine Bluff (12-29-15)
	.800 (4-5)	Hannahs, Dusty vs Arkansas (1-12-16)
Free Throws Made	13	Barber, Anthony vs NC State (12-19-15)
	10	WILSON vs Northern Illinois (12-4-15)
Free Throw Att.	15	Barber, Anthony vs NC State (12-19-15)
	11	Jalen Jones at Texas A&M (01/23/16)
	11	Thomas, Donte vs Arkansas State (12-1-15)
FT Pct (min 3 made)	1.000 (10-10)	WILSON vs Northern Illinois (12-4-15)
	1.000 (7-7)	HOLLINS vs Omaha (12-9-15)
	1.000 (7-7)	MACURA, J.P. at Xavier (11-17-15)
	1.000 (6-6)	WADE, Dean vs Kansas State (11-23-15)
	1.000 (5-5)	Abu, Abdul-Malik vs NC State (12-19-15)
	1.000 (5-5)	York, Gabe at Arizona (12-13-15)
	1.000 (5-5)	WHITE vs Omaha (12-9-15)
	1.000 (5-5)	Skelly, Gavin vs Northwestern (11-24-15)
	1.000 (5-5)	Fletcher Magee vs Wofford (11-13-15)
	1.000 (4-4)	DJ Hogg at Texas A&M (01/23/16)
	1.000 (4-4)	FRAZIER, J.J. vs Georgia (1-20-16)
	1.000 (4-4)	CANTY vs Auburn (1-9-16)
	1.000 (4-4)	MARIC vs Northern Illinois (12-4-15)
	1.000 (4-4)	DAVIS, Myles at Xavier (11-17-15)
	1.000 (3-3)	MATEN, Yante at Georgia (1-6-16)
	1.000 (3-3)	Anderson, Ryan at Arizona (12-13-15)
	1.000 (3-3)	HURT, Stephen vs Kansas State (11-23-15)
Rebounds	14	FARR, James at Xavier (11-17-15)
	13	WADE, Dean vs Kansas State (11-23-15)
Assists	7	Danuel House at Texas A&M (01/23/16)
	7	FRAZIER, J.J. vs Georgia (1-20-16)
	7	PATTERSON vs Omaha (12-9-15)
	7	Lindsey, Scottie vs Northwestern (11-24-15)
Steals	4	Nunn, Kendrick vs Illinois (12-23-15)
	4	ARMSTEAD vs Northern Illinois (12-4-15)
Blocked Shots	6	MATEN, Yante vs Georgia (1-20-16)
	4	Kingsley, Moses vs Arkansas (1-12-16)
Turnovers	7	ROBINSON vs Arkansas-Pine Bluff (12-29-15)
	5	MATEN, Yante at Georgia (1-6-16)
	5	PINKETT vs Savannah State (1-2-16)
Fouls	5	EDWARDS, Mike at Georgia (1-6-16)
	5	THURMAN vs Omaha (12-9-15)
	5	McIntosh, Bryant vs Northwestern (11-24-15)

2015-16 MIZZOU ROSTER QUICK SHEET

G  **terrence PHILLIPS**
FR // 5-11 // 175 // ORANGE COUNTY, CALIF.


@FloorGeneral103				
	PPG	RPG	APG	SPG
Overall	7.9	3.5	2.9	1.2
SEC	7.3	4.0	2.3	1.1
	FG%	3PT%	FT%	MPG
Overall	.411	.358	.763	25.1
SEC	.302	.316	.800	24.8

LAST GAME: 9 points (3-of-10 FG, 1-of-4 3PT, 2-of-3 FT) with 5 rebounds and 2 assists vs. Texas A&M (Jan. 23)
16 points vs. Northwestern (Nov. 24), a season-high (3-of-6 three-pointers) ... season-high 7 assists in the win vs. Arkansas State (Dec. 1) ... **led Oak Hill Academy to an 88-4 record as starting point guard his last two seasons** ... broke Oak Hill's career assists record that was previously held by former UNC standout Jeff McInnis ... son of Alice Knox and Ted Phillips, and born on Jan. 12, 1996, in Los Angeles ... favorite TV show is 'Friends'.

G  **tramaine ISABELL**
SO // 6-0 // 178 // SEATTLE, WASH.

@oTrillMaine				
	PPG	RPG	APG	SPG
Overall	5.6	1.9	1.3	0.9
SEC	8.0	2.2	1.6	1.0
	FG%	3PT%	FT%	MPG
Overall	.359	.310	.722	16.1
SEC	.324	.154	.727	21.4

LAST GAME: DNP vs. Texas A&M (Jan. 23).
Breakout game vs. Auburn (Jan. 9), scoring 12 points in 23 minutes off the bench and matching his career bests in rebounds (4) and free throw attempts (6) ... made **ESPN SportsCenter's Top 10** with his buzzer-beating, game-tying three-pointer vs. Oklahoma State (Dec. 30, 2014) with 0.2 seconds left in regulation ... led Garfield HS to a 25-1 record and the Class 4A state championship ... Son of Aiyana Brown and Tramaine Isabell Sr. ... interest careers in real estate or private investment.

F  **d'angelo ALLEN**
SO // 6-7 // 216 // DALLAS, TEXAS

@DAngelo Allen5				
	PPG	RPG	APG	SPG
Overall	2.2	2.1	0.2	0.3
SEC	3.4	2.6	0.4	0.2
	FG%	3PT%	FT%	MPG
Overall	.625	.333	.222	9.1
SEC	.667	.500	.000	10.8

LAST GAME: DNP vs. Texas A&M (Jan. 23).
Season-high 8 points (4-of-4 FG) with 4 rebounds in 11 minutes off bench vs. Arkansas-Pine Bluff (Dec. 29) ... made all 8 of his starts in Mizzou's final eight games of the 2014-15 season ... breakout game vs. Elon (Dec. 11, 2014), scoring 12 points (5-of-7 FG, 2-of-2 FT) and grabbing 7 rebounds in 21 minutes of action off the bench ... **part of three Texas Class 4A State Championship teams** (2011, 2012 and 2014) at Kimball ... born May 10, 1996, in Dallas, Texas ... son of Evelyn Allen.

G  **k.j. WALTON**
FR // 6-3 // 197 // INDIANAPOLIS, IND.

@KJWalton10				
	PPG	RPG	APG	SPG
Overall	5.2	1.5	0.9	0.5
SEC	2.7	1.3	0.8	0.5
	FG%	3PT%	FT%	MPG
Overall	.426	.250	.717	13.1
SEC	.357	.000	.857	11.8

LAST GAME: 4 points (2-of-3 FG) with 2 rebounds and 2 assists in 10 minutes off the bench vs. Texas A&M (Jan. 23).
10 points (3-of-6 FG, 2-of-2 3PT, 2-of-2 FT) in start vs. Savannah State (Jan. 2) ... 10 points (3-of-3 FG, 1-of-1 3PT, 3-of-4 FT) in 10 minutes off the bench vs. Omaha (Dec. 9) ... started in his collegiate debut vs. Wofford (Nov. 13) ... averaged 19.7 points per game for Brownsburg HS as a senior ... *Rivals.com* 103rd best recruit in the nation ... son of Kenneth and Michelle Walton ... father, Kenneth, played basketball at Nebraska (1981-83) ... born July 20, 1996 ... favorite TV show is 'Fresh Prince of Bel-Air'.

G  **jimmy BARTON**
R-SO // 5-9 // 160 // ST. LOUIS, MO.

Jimmy Barton				
	PPG	RPG	APG	SPG
Overall	0.0	0.0	0.2	0.2
SEC	0.0	0.0	0.0	0.0
	FG%	3PT%	FT%	MPG
Overall	.000	.000	.000	.000
SEC	.000	.000	.000	0.0

LAST GAME: DNP vs. Texas A&M (Jan. 23).
Walked onto the Tiger program before the 2014-15 season after playing his freshman season at Division I Houston Baptist ... played in 31 games for Houston Baptist, making 13 starts ... was a four-year letterwinner and three-year team captain for coach Kevin Poelker at De Smet Jesuit High School in St. Louis, Mo. ... born Oct. 7, 1994, in St. Louis, Mo. ... son of Jim Sr. and Christy Barton ... considers his father, Jim Sr., his greatest influence.

G  **namon WRIGHT**
SO // 6-5 // 202 // LOS ANGELES, CALIF.

@kharyw				
	PPG	RPG	APG	SPG
Overall	8.6	4.6	1.5	0.5
SEC	9.2	3.8	2.0	0.2
	FG%	3PT%	FT%	MPG
Overall	.331	.275	.740	25.4
SEC	.333	.250	.708	26.5

LAST GAME: 6 points (3-of-10 FG) with 5 rebounds and 2 assists vs. Texas A&M (Jan. 23).
Career-high 8 rebounds vs. Savannah State (Jan. 2) ... fired in 18 points (5-of-7 FG, 3-of-4 3PT, 5-of-8 FT) in 23 minutes off the bench in the season-opening win vs. Wofford (Nov. 13) ... finished the 2014-15 season as the Tigers' go-to scorer, averaging 13.6 points per game over Mizzou's final five contests ... season-ending flurry of points included 28 points vs. Florida (Feb. 24, 2015) ... led Pacific Hills to the Division IV state championship as a junior ... son of Michelle Burnside ... born June 25, 1994 in L.A.

G  **wes CLARK**
JR // 6-0 // 180 // DETROIT, MICH.

@Im back 15				
	PPG	RPG	APG	SPG
Overall	10.4	3.1	2.9	0.7
SEC	11.2	3.8	2.3	0.5
	FG%	3PT%	FT%	MPG
Overall	.408	.406	.791	25.8
SEC	.439	.417	.778	25.3

LAST GAME: 12 points (4-of-9 FG, 2-of-4 3PT, 2-of-2 FT) with a **season-high 9 rebounds** vs. Texas A&M (Jan. 23).
Career-high 26 points (10-of-16 FG, 4-of-6 3PT, 2-of-3 FT) and 8 assists vs. South Carolina (Jan. 16), ... then-career game vs. Illinois (Dec. 23), 21 points (8-of-16 FG, 4-of-6 3PT, 1-of-2 FT) ... **returning from right elbow dislocation that ended his 2014-15 season, missing final 8 games** ... averaged 10.1 points per game in 2014-15 in first season in primary role ... led Romulus HS to the 2013 Michigan Class A state title ... son of Yvette Johnson and Wes Clark Sr., born Dec. 12, 1994, in Detroit, Mich.

F  **jakeean GANT**
SO // 6-8 // 212 // SPRINGFIELD, GA.

@JakeeanG23				
	PPG	RPG	APG	BPG
Overall	4.5	3.5	0.3	1.1
SEC	3.0	3.2	0.2	0.7
	FG%	3PT%	FT%	MPG
Overall	.388	.100	.742	14.7
SEC	.304	.333	.500	14.2

LAST GAME: 1 point (1-of-2 FT), 4 rebounds, 1 steal in 14 minutes off the bench vs. Texas A&M (Jan. 23).
Career-high 11 rebounds and 4 blocks in 20 minutes off the bench vs. Arkansas-Pine Bluff (Dec. 29) ... finished the 2014-15 season with 14 blocks in 23 games ... 13 points off the bench vs. Xavier (Dec. 13, 2014), the first action of his career ... was named Georgia's Mr. Basketball as a senior in 2014 ... 21.0 points per game for Effingham County as a senior ... son of La'Kenia Gant and James McDonald ... born May 6, 1996, in Savannah, Ga. ... would enjoy working in the restaurant business after basketball.

F  **kevin PURYEAR**
FR // 6-7 // 236 // BLUE SPRINGS, MO.

@CallMe KP24				
	PPG	RPG	APG	SPG
Overall	11.5	4.7	0.5	0.5
SEC	10.7	5.2	0.5	0.7
	FG%	3PT%	FT%	MPG
Overall	.490	.200	.815	24.5
SEC	.452	.167	.862	25.2

LAST GAME: 11 points (3-of-8 FG, 5-of-7 FT) with 6 rebounds and 1 assist vs. Texas A&M (Jan. 23).
Has hit double figures in scoring in 11-of-16 games in 2015-16 ... first career double-double vs. Auburn (Jan. 9) with 14 points and 11 rebounds (career-high) ... scored 20 points in collegiate debut vs. Wofford (Nov. 13) ... averaged 20.1 points as a senior at Blue Springs South ... led South to its first-ever Missouri Class 5 State Championship at Mizzou Arena as a senior ... son of Kevin and Vicki Puryear ... born Nov. 18, 1996, in New Brunswick, N.J. ... **grew up dreaming of chance to play at Mizzou.**

F  **russell WOODS**
JR // 6-8 // 225 // CHICAGO, ILL.


@BigRuss25				
	PPG	RPG	APG	SPG
Overall	3.8	3.1	0.4	0.2
SEC	1.0	1.5	0.2	0.2
	FG%	3PT%	FT%	MPG
Overall	.580	.000	.424	15.5
SEC	.111	.000	.444	14.8

LAST GAME: 3 rebounds in 18 minutes off the bench vs. Texas A&M (Jan. 23).
Back-to-back games with 10 rebounds vs. Arkansas-Pine Bluff (Dec. 29) and Illinois (Dec. 23) ... scored 9 points in his Mizzou debut vs. Wofford (Nov. 13), logging 13 minutes off the bench ... averaged 14.1 points and 7.2 rebounds per game during the 2014-15 season at John A. Logan ... won an Illinois state title as a senior at Simeon Career Academy ... played alongside Milwaukee Bucks forward and former No. 2 NBA Draft pick Jabari Parker ... son of Vivian Winters and Russell Woods, Sr.

F  **adam WOLF**
FR // 6-7 // 202 // BEAVER DAM, WIS.


Adam Wolf				
	PPG	RPG	APG	SPG
Overall	3.0	1.7	0.0	0.3
SEC	0.0	0.0	0.0	0.0
	FG%	3PT%	FT%	MPG
Overall	.667	.500	.000	3.0
SEC	.000	.000	.000	0.0

LAST GAME: DNP vs. Texas A&M (Jan. 23).
6 points (3-of-4 FG) in just five minutes to close out the win vs. Arkansas-Pine Bluff (Dec. 29), including 3 rebounds and 2 blocks ... 17.0 points and 7.5 rebounds per game for Beaver Dam High School ... played 3 seasons at Lake Forest High School in Illinois before transferring to Beaver Dam ... **passed up several Division II scholarships** to accept Coach Anderson's walk-on opportunity ... son of John and Jamie Wolf ... born on March 21, 1997, in Milwaukee, Wis. ... favorite movie is *Star Wars*.

G  **cullen VANLEER**
FR // 6-4 // 200 // PACIFIC, MO.

@cullenvanleer33				
	PPG	RPG	APG	SPG
Overall	3.8	1.4	1.4	0.3
SEC	1.8	0.8	0.3	0.2
	FG%	3PT%	FT%	MPG
Overall	.325	.317	.667	15.7
SEC	.136	.176	1.000	13.5

LAST GAME: 1 assist, 1 rebound in 18 minutes off the bench vs. Texas A&M (Jan. 23).
Season-high four 3-pointers on 4-of-7 3PT shooting vs. NC State (Dec. 19), scoring 12 points ... season-best 13 points (5-of-9 FG, 3-of-7 3PT) at Xavier (Nov. 17) ... hit on his 2 FG attempts in his collegiate debut vs. Wofford (Nov. 13), including his first career 3-pointer ... averaged 23.5 points and 7.3 rebounds per game for Pacific HS as a senior ... named Missouri Class 4 Co-Player of the Year ... son of John and Lori VanLeer ... born on May 25, 1996, in Beaufort, Mo. ... **Mizzou fan since childhood.**

F  **ryan ROSBURG**
SR // 6-10 // 260 // CHESTERFIELD, MO.

@RyRos44				
	PPG	RPG	APG	SPG
Overall	4.6	3.4	0.3	0.3
SEC	6.7	3.0	0.0	0.3
	FG%	3PT%	FT%	MPG
Overall	.650	.000	.409	16.6
SEC	.864	.000	.500	17.0

LAST GAME: 10 points (5-of-6 FG) with 4 rebounds and 1 block vs. Texas A&M (Jan. 23). **19-of-22 FG (86.4%) in SEC play.**
12 points (6-of-6 FG) vs. South Carolina (Jan. 16) ... appeared in 30 or more games for the third consecutive season, earning 17 starts for Mizzou as a junior in 2014-15 ... 1 of Missouri's top players his final 2 seasons of high school at Marquette and twice earned all-state honors ... 1,862 career points, 2nd all-time in Marquette history ... son of Cindy and Paul Rosburg ... 3-time academic all-conference honoree ... born Nov. 12, 1993, in Chesterfield, Mo. ... **brother, Andy, played at Mizzou in 2011-12.**

TV/RADIO CHART



MIZZOU NUMERICAL ROSTER

No.	Name	Ht.	Wt.	Pos.	Yr.	Exp.	Hometown / High School / Previous School
1	Terrence Phillips	5-11	175	G	Fr.	HS	Orange County, Calif. / Oak Hill Academy (Va.)
4	Tramaine Isabell	6-0	178	G	So.	1L	Seattle, Wash. / Garfield H.S.
5	D'Angelo Allen	6-7	216	F	So.	1L	Dallas, Texas / Kimball H.S.
10	K.J. Walton	6-3	197	G	Fr.	HS	Brownsburg, Ind. / Brownsburg H.S.
11	Jimmy Barton	5-9	160	G	R-So.	RS	St. Louis, Mo. / DeSmet Jesuit H.S. / Houston Baptist
12	Namon Wright	6-5	202	G	So.	1L	Los Angeles, Calif. / Pacific Hills
13	Trevor Glassman	6-3	200	G	Jr.	TR	Bedford, N.H. / New Hampton School
15	Wes Clark	6-0	180	G	Jr.	2L	Detroit, Mich. / Romulus H.S.
21	Jordan Barnett	6-7	215	F	So.	TR	St. Louis, Mo. / Christian Brothers College H.S. / Texas
23	Jakeenan Gant	6-8	212	F	So.	1L	Springfield, Ga. / Effingham County
24	Kevin Puryear	6-7	236	F	Fr.	HS	Blue Springs, Mo. / South H.S.
25	Russell Woods	6-8	225	F	Jr.	JC	Chicago, Ill. / Simeon High School / John A. Logan College (Ill.)
32	Adam Wolf	6-7	202	F	Fr.	HS	Beaver Dam, Wis. / Beaver Dam H.S.
33	Cullen VanLeer	6-4	200	G	Fr.	HS	Pacific, Mo. / Pacific H.S.
44	Ryan Rosburg	6-10	260	F	Sr.	3L	Chesterfield, Mo. / Marquette H.S.

MIZZOU COACHING STAFF

Coach	Position	Year	Alma Mater, Year
Kim Anderson	Head Coach	Second	Missouri, 1979, '81
Rob Fulford	Assistant Coach	Second	Marshall, 1997
Brad Loos	Assistant Coach	Second	Austin Peay State, 2002
Corey Tate	Assistant Coach	First	Missouri, 1997
Paul Rorvig	Basketball Operations	Second	Central Missouri, 2005
Steve Shields	Special Assistant to the Head Coach	First	Baylor, 1988, '92
Matt Herring	Athletic Performance	Second	Southwest Texas State, 1994